

2018 OFFICIAL



MEDIA GUIDE

# St. Louis Cardinals™



*Celebrating the*

## **50th Anniversary**


*of Bob Gibson's Record-Breaking  
1968 Season that changed  
Baseball History.*

2018 OFFICIAL



MEDIA GUIDE

# St. Louis Cardinals™





# ST. LOUIS CARDINALS 2018 MEDIA GUIDE



## TABLE OF CONTENTS

Baseball Operations Staff Bios.....	9 - 11	Owners' and Officers' Biographies.....	6 - 8
Clubhouse Staff.....	16	Schedule, 2018.....	Inside Front Cover
Front Office Employees.....	17 - 25	Staff Directory.....	4 - 5
Medical Staff.....	12 - 15		

## THE 2018 CARDINALS

Coaches' Biographies.....	30 - 40	Player Profiles.....	49 - 258
Manager Mike Matheny's Biography.....	28 - 29	40-Man Roster Formation.....	46
Milestones/In-Season Birthdays.....	47 - 48	Roster.....	42 - 45

## BASEBALL OPERATIONS AND MINOR LEAGUE SYSTEM

2017 Draft Picks & First Round Picks 1965-Present..	286	Minor League Team Schedules, 2018.....	353 - 360
Kissell & Minor League Player Award Winners .	287 - 288	Minor League Medical Staff.....	265
Minor League Clubs.....	266 - 283	Minor League Player & Pitcher of the Year.....	288
Minor League Leaders, 2017.....	284 - 285	Player Development Staff.....	261 - 264
Minor League Player Biographies.....	289 - 352	Scouting Department.....	260 - 261

## 2017 SEASON IN REVIEW

Day-By-Day.....	364 - 367	Highs and Lows.....	370
Detailed Defense.....	374	Leaders - Batting & Pitching.....	369
Detailed Hitting.....	372	Record vs. Opponents.....	362
Final Standings.....	362	Record When.....	363
Final Statistics - Batting.....	368	Scoring By Inning.....	363
Final Statistics - Pitching.....	369	Transactions.....	374 - 375
Games Started By Position and in Batting Order.....	373	Won-Loss Breakdown.....	363

## RECORDS AND HISTORY

All-Star Game Selections.....	397 - 399	Home Runs at Busch Stadium, Individual Leaders.....	386
Award Winners.....	394 - 396	Home Runs, Longest at Busch Stadium.....	393
Batting - All-Time Top 10.....	382	Last Time It Happened.....	390
Batting - Feats.....	385	Most Valuable Player Winners & Top-10 Finishers.....	394
Batting - Individual Records - Season.....	383	Offensive Leaders (HR, RBI, SB) by Fielding Position.....	387
Batting - Individual Records - Game.....	384	Pitching - All-Time Top 10.....	380
Best/Worst Win Pct. By Month (Since 1966).....	379	Pitching - Individual Records - Season.....	381
Busch Stadium Highs & Lows.....	392	Postseason Results & Leaders.....	400 - 407
Busch Stadium Leaders.....	392	Qualifications & Regulations.....	376
Cardinals Hall of Fame.....	439	Record by Decade.....	379
Club Records.....	388	Retired Numbers.....	408 - 435
Fielding Leaders by Position (Season).....	369	Rookie Records.....	387
Hall of Fame Cardinals & Game Results.....	409	Series Sweeps, by Cardinals & Opponents.....	391
Hall of Fame Managers.....	436 - 438	Team Highs & Lows Since 1970.....	389
Home Run Category Leaders.....	368	Where They Finished.....	378 - 379

## GENERAL REFERENCE

Ballpark Village.....	460 - 462	Cardinals in the Community.....	463 - 466
Broadcasting Information.....	452 - 457	Communications Staff and Regulations.....	448 - 451
Busch Stadium.....	458 - 459		

© Copyright 2018, St. Louis Cardinals L.L.C.

The 2018 St. Louis Cardinals Media Guide was produced by the Cardinals Communications Department. Editorial Contributors: Mark Bausch, Tom Orf and Tom Schott. Production Coordinator: Ryan Dempsey and Yi-Shan Lai, PQ Design Group. Special thanks to Elias Sports Bureau, Stats L.L.C. and National Baseball Hall of Fame and Museum for their contributions. Cover design by PQ Design Group. Printing by Modern Litho. Photos by Taka Yanagimoto, Dan Donovan, Scott Rovak, Ben Munson, Billy Hurst, Bill Greenblatt, Kelly Gavin/Texas Rangers, UPI and MLB Photo. Content is based on information available through March 5, 2018.



**Executive Offices:**  
**700 Clark Street • St. Louis, MO 63102**  
**Telephone: (314) 345-9600 • www.cardinals.com**

## EXECUTIVE OFFICERS

**Chairman & Chief Executive Officer** ..... William O. DeWitt Jr.  
**President**.....William O. DeWitt III  
**Senior Administrative Assistant** ..... Julie Laningham  
**Sr. Vice President & General Counsel**..... Mike Whittle  
**Senior Administrative Assistant** ..... Grace Kell  
**Associate Counsel**.....Nick Garzia  
**Vice President, Business Development**..... Dan Good

## COMMUNICATIONS DEPARTMENT

**Vice President, Communications** .....Ron Waterman  
**Director, Communications** ..... Brian Bartow  
**Manager, Multimedia Communications** .....Jill Falk  
**Manager, Photography** ..... Taka Yanagimoto  
**Supervisor, Multimedia Communications**..... Marybeth Johnson  
**Supervisor, Baseball Communications**.....Michael Whitty  
**Coordinator, Baseball Information & Media Services**....Chris Tunno  
**Multimedia Communications Specialist**..... Carson Shipley  
**Multimedia Content Coordinator** ..... Nora Farrell  
**Multimedia Video Editing Specialist**..... Phoenix Lee  
**Multimedia Video Communications Specialist**.....Brett McMillan  
**Digital Archive Specialist**.....Katie Mascari

## CARDINALS CARE & COMMUNITY RELATIONS DEPARTMENT

**Vice President, Community Relations & Executive Director, Cardinals Care**.....Michael Hall  
**Administrative Assistant**..... Bonnie Parres  
**Director, Cardinals Care & Youth Baseball Commissioner**..... Keith Brooks  
**Director, Community Relations**..... Meghan Essman  
**Manager, Cardinals Care**..... Tiffanne Becks  
**Cardinals Care Program Coordinator** ..... Amanda Bowlin  
**Community Relations Program Coordinator**..... Lindsey Weber  
**Community Relations Program Coordinator**.....Tim Woodrome

## EVENT SERVICES & MERCHANDISING DEPARTMENT

**Vice President, Event Services & Merchandising**...Vicki Bryant  
**Administrative Assistant**..... Sheila Pinsker  
**Director, Special Events Sales & Marketing** ..... Julia Row  
**Director, Special Events Operations**.....Aleah Likas  
**Director of Operations, Cardinals Nation** ..... Nate Green  
**Manager, Event Services**..... Darla Leach  
**Manager, Retail Operations**..... Ashley Brown  
**Manager & Curator, Hall of Fame Museum** ..... Paula Homan  
**Manager, Stadium Tours & Museum Operations**..... Brian Finch  
**Cardinals Nation Operations Assistant** ..... Kelly Cheatham  
**Assistant Curator**..... Amy Berra  
**Account Executive, Special Events** ..... Courtney Kincade  
**Coordinator, Special Events** ..... Kara Blakley  
**Coordinator, Special Events** ..... Abby Niebur  
**Marketing Coordinator, Cardinals Nation** ..... Megan Hovey  
**Event Production Specialist** ..... Jenn Halaz  
**Supervisor, Retail Operations**..... Scott Haggerty  
**Supervisor, Retail Operations** ..... Erik Jaffry  
**Registrar**..... Danielle DiGiacomo

## BASEBALL OPERATIONS DEPARTMENT

**President of Baseball Operations** .....John Mozeliak  
**Vice President & General Manager** ..... Mike Girsch  
**Senior Executive Assistant to the President of**  
**Baseball Operations** .....Linda Brauer  
**Assistant General Manager** ..... Moises Rodriguez  
**Sr. Special Assistant to the General Manager**..... Bob Gebhard  
**Sr. Special Assistant to the General Manager**.....Mike Jorgensen  
**Sr. Special Assistant to the General Manager**..... Red Schoendienst  
**Special Assistant to the General Manager**..... Ryan Franklin  
**Special Assistant to the GM, Player Procurement**..... Matt Slater  
**Director, Player Development**..... Gary LaRocque  
**Director, Scouting**..... Randy Flores  
**Director, Baseball Administration**..... John Vuch  
**Director, Performance**..... Robert Butler  
**Director, International Operations & Administration** .... Luis Morales  
**Director, Baseball Development** ..... Dane Sorensen  
**Director, Baseball Analytics & Systems**.....Jeremy Cohen  
**Director, Major League Administration** ..... Judy Carpenter-Barada  
**Manager, Player Communications** ..... Melody Yount  
**Manager, Professional Scouting**..... Jared Odom  
**Manager of Scouting Analytics** ..... Matt Bayer  
**Manager, Baseball Systems** ..... Patrick Casanta  
**Coordinator, International Operations** ..... Joseph Quezada  
**Administrator Minor League Operations**..... Tony Ferreira  
**Professional Scouts** ..... Patrick Elkins, Brian Hopkins,  
 ..... Jeff Ishii, Marty Keough, Aaron Klinec, Deric McKamey,  
 ..... Ricky Meinhold, Joe Rigoli, Kerry Robinson  
**Analyst, Baseball Development**..... Kevin Seats  
**Analyst, Baseball Development**.....Brian Seyfert  
**Amateur Scouting Coordinator/Analyst** ..... Tyler Hadzinsky  
**Analyst, Baseball Operations**..... Emily Wiebe  
**Application Developer** ..... Jennifer Long  
**Baseball Operations Fellow** ..... Javier Duren

## CLUBHOUSE & MEDICAL STAFF

**Head Athletic Trainer** ..... Adam Olsen  
**Assistant Athletic Trainer** ..... Chris Conroy  
**Assistant Athletic Trainer** ..... Jeremy Clipperton  
**Physical Therapist**..... Thomas Knox  
**Performance Specialist** ..... Jason Shutt  
**Strength and Conditioning Coach**..... Pete Prinzi  
**Traveling Secretary** ..... C.J. Cherre  
**Equipment Manager** ..... Ernie Moore  
**Equipment Manager** ..... Mark Walsh  
**Visiting Clubhouse Manager** ..... Rip Rowan  
**Video Coordinator, Major Leagues**..... Chad Blair  
**Assistant Video Coordinator, Major Leagues** ..... Ben Bultmann  
**Video Room Assistant**..... Mark Meier  
**Bullpen Catcher/Catching Instructor**..... Jamie Pogue  
**Bullpen Catcher**..... Kleinger Teran



**FINANCE & ADMINISTRATION DEPARTMENT**

**Sr. Vice President & CFO** ..... **Brad Wood**  
 Senior Administrative Assistant ..... Missy Liotta  
 Director, Risk Management ..... Rex Carter  
 Director, Accounting and Payroll ..... John Lowry  
 Director, Human Resources ..... Ann Seeney  
 Director, Business Strategy & Analytics ..... Mark Murray  
 Director, Information Technology..... Perry Yee  
 Manager, Human Resources..... Jayme Bryant  
 Manager, Accounting.....Paul Hayden  
 Manager, Purchasing..... Chris Molina  
 Manager, Ticketing & Business Analysis.....Jennifer Needham  
 Manager, Business Strategy & Analytics..... Christopher Dolan  
 Supervisor, Accounting..... Michelle Flach  
 Supervisor, Financial Reporting & AP ..... Tracey Sessions  
 Senior Payroll Accountant.....Kurt Hoevel  
 Human Resources Generalist, Benefits ..... Laura Fallin  
 Human Resources Generalist, Employment ..... Tyra Suggs  
 Payroll Accountant..... Chris Havron  
 Staff Accountant..... Marissa Hoover  
 Staff Accountant.....Bernie Steele  
 Accounts Payable Clerk..... Patty Cooper  
 Accounting Analyst ..... Jan Maxwell  
 Buyer..... Heather Bacon  
 Buyer..... Tracy Williams  
 Purchasing Coordinator, Buyer.....C.J. Pavlovsky  
 Team Lead, Systems & Network Engineer ..... Greg Pauli  
 Technical Project Manager ..... Angie Bourget  
 IT Tech, Helpdesk Support ..... Tim Brewer  
 Human Resources Assistant .....Deanne Green

**FACILITY PLANNING & STADIUM OPERATIONS DEPARTMENT**

**Vice President, Facility Planning and Engineering**.....  
 ..... **Joe Abernathy**  
**Vice President, Stadium Operations** ..... **Matt Gifford**  
 Administrative Assistant..... Hope Baker  
 Director Facility, Security & Stadium Ops.....Hosei Maruyama  
 Director, Groundskeeping..... Bill Findley  
 Director, Security..... Philip Melcher  
 Manager, Guest Services..... Cindy Richards  
 Manager, Groundskeeping.....Justin Scott  
 Manager, Event Operations.....Ashleigh Middlebrook  
 Manager, Security.....Stanley Ruchalski  
 Manager, Janitorial Services ..... Ron Torrey, Jr.  
 Housekeeping Supervisor..... Scott Jackson  
 Logistics Supervisor..... George Laningham  
 Supervisor, Grounds Crew ..... Justin Hatcher  
 Coordinator, Event Operations ..... Elizabeth Knobbe  
 Coordinator, Security ..... Elaine Sims  
 Coordinator, Guest Services..... Tony Valleroy  
 Coordinator, Logistics ..... James Barnes  
 Facility Coordinator ..... Louis Dalton  
 Office Services Assistant ..... Joe Humphries  
 Guest Services Assistant..... Danielle Amann-Stewart  
 Carpenter Foreman..... Barry Abbett  
 Mechanical Technician Foreman.....Ken Biekert  
 Electrician Foreman.....Henry Bollinger  
 Carpenter ..... Joe Schindler  
 Painter ..... Patrick Barrett  
 Mechanical Technician ..... Sean Driver  
 Mechanical Technician ..... Sean Connors  
 Electrician.....Marty Bixby  
 Electrician..... Tom Branneky  
 Mechanic..... Elroy Gretzmacher  
 Logistics Crew..... Jerry Smith  
 General Labor, Conversions..... Terry Moll  
 General Labor, Shipping, Receiving, Warehouse ..... Renay Ellis



**TICKET SALES, MARKETING & CORPORATE SALES DEPARTMENT**

**Sr. Vice President, Sales and Marketing** .....Dan Farrell  
 Sr. Administrative Assistant .....Gail Ruhling  
**Vice President, Corporate Sales, Marketing and Stadium Entertainment** .....**Thane van Breusegen**  
 Corporate Sales Assistant ..... Celina Allen  
 Director, Sales & Marketing Administration ..... Deborah Pfaff  
 Director, Publications ..... Steve Zesch  
 Director, Scoreboard, Productions & Fan Entertainment,  
     Senior Account Executive..... Tony Simokaitis  
 Director, Production & Creative Services ..... Craig Wilson  
 Director, Account Services & Alumni Relations..... Joe Pfeiffer  
 Manager, Cardinals Radio Network..... Anne Carroll  
 Manager, Promotions & Marketing..... Megan Eberhart  
 Manager, Cardinals Radio & Sr. Account Executive .... Kyle Dinges  
 Manager, Fan Entertainment..... Katie Brandenburg  
 Senior Editor, Publications..... Jim Gilstrap  
 Senior Editor, Publications..... Elisabeth Meinecke  
 Staff Writer, Publications..... Stan McNeal  
 Supervisor, Promotions & Events..... Kyle Cassity  
 Supervisor, Alumni Relations & Account Services..... Larry State  
 Supervisor, Production ..... Brad Wood III  
 Sr. Corporate Sales Executive & Partnership Assets.....  
     Kristin Livingston  
 Account Executive, Cardinals Radio ..... Adam Froidl  
 Account Executive, Corporate Sales ..... Nic Zamora  
 Coordinator, Account Services ..... Gretchen Brune  
 Coordinator, Account Services ..... Katie Holt,  
 Coordinator, Account Services ..... Tom Parchomski  
 Coordinator, Account Services ..... Cadence Rippeto  
 Coordinator, Promotions & Events ..... Tommy Bohnert  
 Coordinator, Publications Business Development/Staff Writer .....  
     Gabe Kiley  
 Coordinator, Cardinals Radio Traffic ..... Robyn Curtis  
 Production Services ..... Dan McLaughlin  
 Lead Graphic Designer..... Tyler Munie  
 Graphic Designer ..... John Baker  
 Producer / Editor ..... Matt Shead  
 Editor / Daktronics Operator ..... Jared Haukap  
 Mascot Coordinator..... Tim Falkner  
 Mascot Assistant ..... Justin Sprengel

**TICKET SALES, Cont.**

**Vice President, Ticket Sales** ..... **Joe Strohm**  
 Administrative Assistant ..... Lisa Haffer  
 Director, Premium Sales & Service..... Dolores Scanlon  
 Director, Ticket Operations ..... Kerry Emerson  
 Director, Ticket Sales & Marketing..... Martin Coco  
 Administrative Assistant..... Taylor Sims  
 Director, Ticket Sales & Retention..... Rob Fasoldt  
 Manager, All-Inclusive Tickets ..... Mary Clare Bena  
 Manager, Group Sales & Ticket Partnerships ..... Justen Meyer  
 Manager, Marketing..... Melissa Tull  
 Manager, Ticket Development..... Ryan Eberhart  
 Manager, Season Tickets ..... Brady Bruhn  
 Manager, Ticket Fulfillment..... Jamie Brickler  
 Manager, Ticket Operations ..... Mike Salony  
 Manager, Premium Sales & Service..... Julie Stevens  
 Supervisor, Ticket Partnerships..... Cullen Speckhals  
 Supervisor, Ticket Development..... Andrew Dean  
 Supervisor, Ticket Development ..... Lori Johnson  
 Supervisor, Ticket Development..... Abby Duethman  
 Sr. Account Executive, Group Sales ..... Jesse Blackstock  
 Sr. Account Executive, Premium Sales & Service  
     ..... Joann Thompson  
 Sr. Account Executive, Season Tickets ..... Jason Chaffin  
 Sr. Account Executive, Theme Tickets..... Bethany White  
 Coordinator, Marketing ..... Kathy Langenfeld  
 Coordinator, Ticket Services..... Arvind Sezhiyan  
 Account Executive, Group Sales .....  
     Scott Baker, Stephanie Durocher, Kat Griffin,  
     Pierce Jefferson, Shannon Knobloch,  
     Cory Lee, Alexandra Nelson,  
     Jasmine Robinson, Alex Stone, Reggie Whitted  
 Account Executive, Season Tickets .....  
     Steve Carpenter, Whitney Clark,  
     Shawn Maloney, Nicole Stubblefield,  
     Payton Swanegan  
 Account Executive, Ticket Partnerships ..... Scott Baker  
 Account Executive, Ticket Services.....  
     Chelsea House, Nancy Landa, Paul Pohlman,  
     Andrea Robinson, Mark Schmuke, Kelly Walsh  
 Account Executive, Premium Sales & Service ..... Sandi Kieser  
 Direct Sales Representatives .....  
     Christian Bender, Jeremy Busby,  
     Hassan Coleman, Jacob Haskins,  
     Brian Jennings, Chris King, Dustin Kohler,  
     Tyler Komorowski, Andrew Myer,  
     Wyatt Neisler, Mike Palovcsik, Brian Ritzie,  
     Colton Robbins, Matthias Simmons,  
     Natalie Simpson, Jonathan Smart,  
     Laney Thacker, Samuel Vickery, Jack Vuch  
 Receptionist ..... Marilyn Mathews

FRONT OFFICE



**WILLIAM O. DeWITT JR.**  
**PRINCIPAL OWNER AND CHIEF EXECUTIVE OFFICER**

Bill DeWitt Jr. has served as the Chairman and Chief Executive Officer of the Cardinals since 1996, when he led the purchase of the team from Anheuser Busch. DeWitt oversees all baseball, operational, financial and league matters for the team. He is

Degree in economics from Yale University in 1963, and M.B.A. Degree from Harvard Business School in 1965. As the son of former baseball executive and team owner William O. DeWitt and Margaret H. DeWitt, he has deep roots in baseball dating back to his childhood. Mr. DeWitt's father began his career with the Cardinals in 1916 and worked in a variety of executive positions under Branch Rickey until the early 1940s when he joined the St. Louis Browns as General Manager. He was twice named Executive of the Year, was sole owner of the Cincinnati Reds from 1961-67 and majority owner of the Browns from 1949-51 when Bill, Jr. served as the team's bat boy. His uniform (number 1/8) was worn by Eddie Gaedel during his famous pinch hitting appearance on August 19, 1951.

Chairman of the Major League Baseball Finance Committee, former Chairman of the Executive Council, a member of the Board of MLB Advanced Media and served on the Labor Policy Committee which reached agreement with the Players Association on the current five-year Collective Bargaining Agreement. During 2014, he served as Chairman of the Commissioner's Succession Committee. Mr. DeWitt is also a member of the board of the National Baseball Hall of Fame in Cooperstown.

DeWitt, Jr. has been a prior owner of the Baltimore Orioles, Cincinnati Reds and Texas Rangers. He was also a shareholder of the Cincinnati Bengals Football Team and the Cincinnati Stingers Hockey Team, and has had a long career in private equity with Reynolds DeWitt & Co. and DeWitt Capital Group. He is married to the former Katharine Cramer of St. Louis, and they have four grown children: Katie, Bill, Andrew, and Margot, and 12 grandchildren.

DeWitt, a native St. Louisan, is a graduate of St. Louis Country Day School, received his B.A.

Under his leadership, the Cardinals have had a number of significant achievements, including the following:

- ◆ Opened a new spring training facility in Jupiter, Fla., in 1998.
- ◆ Purchased the Palm Beach Cardinals of the Florida State League (A) in 1998.
- ◆ Purchased the Springfield Cardinals of the Texas League (AA) in 2005 and opened the new Hammons Field in Springfield, Mo.
- ◆ Privately financed, built, and opened the new Busch Stadium in April, 2006.
- ◆ Hosted Major League Baseball's 2009 All-Star Game.
- ◆ Developed special events business highlighted by concerts by Dave Mathews Band, the Eagles, U2, Paul McCartney, Billy Joel, Metallica, international soccer matches and the National Hockey League Winter Classic.
- ◆ Surpassed 3 million in attendance 19 times since 1996, including the last 14 consecutive seasons.
- ◆ Won 11 Division Titles (1996, 2000, 2001, 2002, 2004, 2005, 2006, 2009, 2013, 2014, 2015), two Wild Cards (2011, 2012), four National League Pennants (2004, 2006, 2011, 2013) and two World Championships (2006, 2011).
- ◆ Won 71 postseason games - most amongst all National League teams since 1996.
- ◆ Opened Ballpark Village, March 2014 and broke ground on Phase II of Ballpark Village in December 2017.
- ◆ Purchased the Memphis Redbirds of the Pacific Coast League (AAA), March 2014; and subsequently sold 75% of the team in April 2016.
- ◆ Signed a new 15-year rights agreement with FOX Sports Midwest that begins in 2018 and includes an equity component as part of the overall transaction.

**ADDITIONAL INVESTORS**

Andrew N. Baur Family  
Stephen F. Brauer  
James C. Davis  
William O. DeWitt Jr. Family  
Frederick O. Hanser

G. Watts Humphrey Jr.  
Nick D. Kladis Family  
Donna DeWitt Lambert  
Michael McDonnell  
David C. Pratt

Michael E. Pulitzer  
Craig R. Stapleton  
Mrs. Richard H. Sutphin  
Dudley S. Taft  
John K. Wallace Jr.



**WILLIAM DeWITT, III**  
**PRESIDENT**

Bill DeWitt III was named President of the St. Louis Cardinals in March, 2008. In his role as team President, DeWitt oversees all aspects of the team and its affiliates, including the Memphis Redbirds, Springfield Cardinals,

was Sr. Vice President of Business Development with the Cardinals and oversaw the design and construction of the new Busch Stadium, which opened in April, 2006. Prior to that, he was involved in several merchandising, marketing, and operational projects for the team. DeWitt was also involved in the planning for Roger Dean Stadium in Jupiter, Florida, where the Cardinals conduct Spring Training.

DeWitt, 50, graduated cum laude from the Taft School in 1986 and went on to graduate cum laude from Yale University in 1990. He then served as an assistant to William Reilly, head of the U.S. EPA in Washington D.C. He earned an MBA from Harvard Business School in 1995.

DeWitt is chairman of the Board of Cardinals Care and also sits on the boards of Big Brothers Big Sisters of Eastern Missouri, the St. Louis Sports Commission, the RCGA, and the Gateway Arch Park Foundation.

DeWitt and his wife, Ira, live in St. Louis with their two children - daughter Natalie (19) and son, Will (16). Bill is an avid golfer and ice hockey player.

nals, Palm Beach Cardinals, Fox Sports Midwest, and Ballpark Village. He led the effort to develop Ballpark Village, a 120,000 sq. ft. retail/entertainment project adjacent to Busch Stadium which opened in 2014. In 2017, the Cardinals and their development partners, The Cordish Companies, broke ground on Phase II of the project which will open in 2019 and include an apartment tower, hotel, office tower, and additional retail.

Prior to his appointment as team President, DeWitt

**ST. LOUIS CARDINALS CLUB PRESIDENTS**

J.B.C. Lucas . . . . .	1876-77	Samuel Breadon . . . . .	1920-47
Henry V. Lucas . . . . .	1885-86	Robert E. Hannegan . . . . .	1947-49
Chris Von der Ahe . . . . .	1892-97	Fred M. Saigh Jr. . . . .	1949-53
Benjamin S. Muckenfuss . . . . .	1898	August A. Busch Jr. . . . .	1953-73
Frank De Hass Robison . . . . .	1899-1906	Richard A. Meyer . . . . .	1974
M. Stanley Robison . . . . .	1906-10	August A. Busch Jr. . . . .	1974-89
E.A. Steinger . . . . .	1911-12	Fred L. Kuhlmann . . . . .	1989-91
James C. Jones . . . . .	1912	Stuart F. Meyer . . . . .	1992-94
Schuyler P. Britton . . . . .	1913-16	Mark C. Lamping . . . . .	1994-2008
Mrs. Helene Robison Britton . . . . .	1916	William DeWitt III . . . . .	2008-present
W. Branch Rickey . . . . .	1917-19		



The 2017 St. Louis Cardinals Hall of Fame Induction Class at the Cardinals Hall of Fame Gallery, August 26, 2017.





## JOHN MOZELIAK PRESIDENT OF BASEBALL OPERATIONS

John “Mo” Mozeliak was named President of Baseball Operations on June 30, 2017, the first to be named to that position in franchise history. Mozeliak had served as the team’s Senior Vice President and General Manager for almost 10 full seasons, since October, 2007. He

was the 12th general manager in the over 125-year history of the St. Louis Cardinals, and had previously held the position of Assistant General Manager for six seasons. His contract runs through the 2020 season.

Under Mozeliak, the Cardinals have reached the postseason six times, including five-straight seasons from 2011-2015, the first time in team history the club had reached the playoffs in five consecutive seasons. During that run, the Cardinals won three-straight National League Central Division titles (2013-2015), and have won four N.L. Central Titles overall (also 2009) under Mo’s leadership. The five-year postseason run began with St. Louis’ 11th World Championship in 2011.

The 2017 season was the Cardinals 10th-consecutive winning season, a streak that began when Mozeliak was named General Manager prior to the 2008 season. The Cardinals 897 wins in those 10 seasons under Mozeliak’s watch are third only to the New York Yankees (910) and Los Angeles Dodgers (900). Two Cardinals affiliates won their respective league championships last season with the Memphis Redbirds winning a record 97 games and the Pacific Coast League crown, and the Palm Beach Cardinals sharing the Florida State League title after the championship series was cancelled due to weather.

A consistent culture of retaining key players has resulted in several significant deals aimed at keeping the organization’s top talent in St. Louis. Since 2012, the club has worked out multi-year deals with All-Stars Yadier Molina (2012 & 2017), Carlos Martinez (2017), Matt Carpenter (2014), Adam Wainwright (2013), and inked Kolten Wong (2016) and Paul DeJong (2018) to multi-year deals as well.

Mozeliak engineered a series of late season moves in 2011 that transformed the Cardinals and saw the team go from 10 ½ games back in late August to winning the franchise’s 11th World Championship. *Baseball America* named the Cardinals the 2011 Organization of the Year, the first time the franchise had received the honor. Mo was the 2011 recipient of the MLB.com GIBBY (Greatness in Baseball Yearly)

Executive of the Year award and he was named, along with Tony La Russa, as the 2011 Baseball Man of the Year by the St. Louis Chapter of the Baseball Writers Association of America.

In 2012, after the selection of Mike Matheny as manager, the Cardinals fell just one win shy of capturing the N.L. Championship, and with the team’s success, Mo was honored by the Negro Leagues Baseball Museum with the Andrew “Rube” Foster Award as Executive of the Year. The 2013 team won the National League Championship and returned to the World Series just two years removed from winning the World Series title in 2011. Following that season, the organization was recognized by *Baseball America* as the Organization of the Year - the second such honor in three years - and was honored by USA Today Sports as having the best franchise among Major League baseball teams. The 2014 team captured the Central Division title for a second-straight season and returned to the National League Championship Series for a fourth-straight year. St. Louis led all Major League Baseball teams in wins and reached the postseason for a fifth-straight season in 2015, the ninth time in franchise history a Cardinals team had won 100 games.

Mozeliak, 49, is a 23-year veteran of the Cardinals front office, having joined the organization following the 1995 season where he initially served as an assistant in scouting operations during both the 1996 and 1997 seasons. Mo was named assistant scouting director in 1998 and was promoted to scouting director during 1999 and 2000. Several notable players came out of the draft classes of ’99 and 2000 under Mo’s direction, most notably first baseman and perennial All-Star Albert Pujols who was drafted in the 13th round of the 1999 draft, as well as catcher Yadier Molina.

In 2001, Mozeliak was named Director of Baseball Operations and in 2003 he was promoted to Assistant General Manager. During his time as Assistant GM, Mo’s duties increased as he focused more on the Major League Club and professional scouting, while still having direct involvement in both the scouting and player development departments.

Mozeliak began his career in baseball in 1993 with the Colorado Rockies where he worked in a variety of positions in baseball operations. He attended the University of Arizona and the University of Colorado. He currently serves as the National Trustee for the Foundation Fighting Blindness, is an active fund raiser for American Parkinson Disease Association and sits on the Mercy Hospital Foundation board. Mozeliak lives in St. Louis with his wife, Julie, daughter, Allyson, and son, Will.



## MICHAEL GIRSCH VICE PRESIDENT & GENERAL MANAGER

Michael Girsch was promoted to Vice President and General Manager on June 30, 2017, becoming the 13th General Manager in franchise history. His contract as General Manager runs through the 2020 season, and he is responsible for handling the day-to-day work of the team, including

coordinating the efforts of the team's baseball development group, contract negotiations, player evaluations and player transactions.

Prior to his appointment as GM, Girsch served as Cardinals Assistant General Manager for seven seasons after being appointed to that position in January 2011.

Girsch joined the Cardinals in 2006, starting his career with a two year stint as the Coordinator of Amateur Scouting.

In 2008, Girsch was named Director of Baseball Development, a newly created department focused on supporting Baseball Operations via internet applications, analytical models and decision support tools. He led the department for three years before his promotion to Assistant GM, and has continued to guide the group into his current expanded role.

Before he joined the Cardinals, Girsch, 41, earned a Bachelor of Science in Mathematics from the University of Notre Dame and an MBA from the University of Chicago Booth School of Business. He and his wife, Kelly, reside in Webster Groves with their four children, twins Addison and Eleanor (13), Claire (11) and Tommy (10).

## ST. LOUIS CARDINALS GENERAL MANAGERS

Richard A. Meyer	1954-55	Dorrel (Whitey) Herzog	1980-82
Frank C. Lane	1956-57	Joe McDonald	1982-84
Vaughn P. (Bing) Devine	1958-64	Dal Maxvill	1985-94
Robert L. Howsam	1965-66	Walt Jocketty	1994-2007
Stanley F. Musial	1967	John Mozeliak	2007-2017
Vaughn P. (Bing) Devine	1968-78	Michael Girsch	2017-Present
John Claiborne	1979-80		



## MOISÉS RODRIGUEZ ASSISTANT GENERAL MANAGER

Moisés Rodríguez was named the team's Assistant General Manager on September 27, 2017. Rodríguez has been a part of the organization for 10 seasons as the Director of International Operations. In his role as Assistant General Manager, Rodríguez will assist both the President of

Baseball Operations and VP & General Manager with Major League player transactions, contract negotiations and player evaluations, and will help oversee all aspects of Baseball Operations including amateur and pro scouting, player development, international operations and baseball development.

Before becoming Assistant GM, Rodríguez directed the team's amateur scouting effort overseas, and supervised the player development and facility operations at the Cardinals Dominican Republic Academy. During his tenure, the international scouting department identified Cardinal pitchers Carlos Martínez and Alex Reyes as well

as the late Oscar Taveras. The department also identified players such as Sandy Alcántara, Magneuris Sierra, Luis Perdomo, and Allen Córdoba. Under his supervision, the Cardinals moved into a newly built player development academy in Boca Chica, Dominican Republic in 2015.

Prior to joining the Cardinals, Rodríguez worked for Major League Baseball in New York from 1998-2007, the last three-plus years as Manager of International Baseball Operations in the Commissioner's Office. During his tenure in the Commissioner's Office, he also specialized in the day-to-day handling of the waiver wire and rule enforcement related to clubs' Major and Minor League player movement transactions. His first position at MLB in 1998 was as an assistant in Media Relations and waivers for the National League office. He began his work in sports as an Assistant Director of Sports Information at the University of Connecticut.

Rodríguez, 44, was born in Hato Rey, Puerto Rico, before moving to New York City. He received a communications degree from the University of Connecticut. He and his wife, Michelle, have two sons: Moisés Ángel (9) and Christian (5).



**GARY LaROCQUE**  
**DIRECTOR, PLAYER DEVELOPMENT**

Gary LaRocque was named Director of Player Development prior to the 2014 season and in this role oversees all aspects of player development. LaRocque joined the St. Louis organization in 2008 as Senior Special Assistant to the General Manager and was named Senior Advisor to Player Development prior to the 2013 season.

LaRocque is in his 43rd year in professional baseball in player development and scouting. He served in senior

management levels for the New York Mets beginning in 1998 as Scouting Director, Assistant General Manager, VP Player Development & Scouting and was Vice President of Professional Scouting in 2006.

Before joining the Mets, LaRocque started his professional playing career as an infielder in 1975 with the Milwaukee Brewers, and in 1979 began a 19-year career with the Los Angeles Dodgers as a minor league coach. LaRocque was a manager in the minors through 1988 before moving into the Dodgers' scouting department from 1989-97.

LaRocque acquired his degree in secondary education (mathematics) in 1975 from the University of Hartford, West Hartford, Conn., and was elected to the Athletic Hall of Fame at the University of Hartford in 1993.



**RANDY FLORES**  
**DIRECTOR, SCOUTING**

Randy Flores was named the Cardinals Director of Scouting on August 28, 2015. Flores oversees all aspects of the scouting department including the amateur draft.

Prior to joining the Cardinals front office, Flores founded a sports technology company that provided customized video and data

integration to assist in the instruction and evaluation of amateur players.

Drafted in 1997 from the University of Southern California as its all-time wins leader (42), he returned to USC

to earn a M.Ed Postsecondary Administration in 2014. During graduate school, he was USC's Pitching Coach (2013) and worked as a college baseball analyst for ESPN and Pac-12 Networks.

Flores, 42, was part of the Cardinals 2006 World Series Championship team and spent eight seasons in the Majors. The left-hander played for St. Louis from 2004-08, appearing in over 200 games as a relief pitcher. Drafted by the New York Yankees, Flores made his Major League debut in 2002 with the Texas Rangers and also saw big league action with Colorado (2002, 2009-10) and Minnesota (2010).

A native of Pico Rivera, Calif., Flores and his wife, Lindsey, reside in St. Louis with their two daughters, Sloane (8) and Rowan (6), and newborn son Hawkins.



**JOHN VUCH**  
**DIRECTOR, BASEBALL ADMINISTRATION**

John Vuch is in his 31st season in Baseball Operations and 40th overall with the Cardinals. He was named to his current position following the 2013 season and he assists the VP/General Manager in all aspects of the Major League club, including taking the lead on arbitration cases, as

well as handling contract negotiations for some of the 40-man roster players and minor league free agents.

Vuch held the title of Farm Director from September 2010 through the 2012 seasons, and during that time oversaw Championships for three teams [Quad Cities (A) & Johnson City (R) in 2011, Springfield (AA) in 2012]. The two championships in 2011 marked the first time since 1994 multiple Cardinals minor league affiliates won league championships, and the 2012 Springfield Cardinal team was recognized as the Minor League Team of the Year. Under his leadership, the

2010 Cardinals Minor League system had the highest combined winning percentage of any Major League organization and the Cardinals were recognized as the 2011 Organization of the Year by Baseball America. At the conclusion of the 2012 season, the Cardinals minor league system was ranked #1 by Baseball Prospectus, Baseball America and ESPN. He served as Director of Minor League Operations in 2013 and 2007-2010, and was responsible for the daily operations of the Cardinals' farm system including minor league player personnel decisions. He began working for the Cardinals as a "runner" in 1979 and worked in the Sales Department from 1985 to 1987.

Vuch was awarded the 2009 Harry Mitauer Good Guy Award by the St. Louis chapter of the BBWAA of America at their 51st annual dinner.

A St. Louis native, Vuch graduated from Oakville High School and the University of Missouri-St. Louis with a bachelor's degree in Business Administration. Vuch and his wife, Maria, reside in south St. Louis County and have three children: Jack (23), Hayley (20) and Anna (17).



## **LUIS MORALES** **DIRECTOR OF INTERNATIONAL OPERATIONS & ADMINISTRATION**

Luis Morales enters his eighth season with the Cardinals and first as the Director of International Operations and Administration. He was promoted to his current role in November 2017 after previously serving as the Assistant Director of International Operations for the previous three seasons. Morales started with

the Cardinals as an International Operations Intern in 2011. His main responsibilities in his new position are coordinating the organization's amateur scouting effort

overseas, and supervising the player development and facility operations at the Cardinals Dominican Republic Academy.

Prior to the Cardinals, Morales worked four years with the Cleveland Indians as a Coordinator, Venezuelan Scouting. He started his career with Leones Del Caracas in the Venezuelan Winter League.

Morales, 35, earned his Bachelor's degree in Accounting from Universidad Catolica Andres Bello in Venezuela and his Master's degree in Sports Administration from St. Thomas University in Miami, Fla.

Born and raised in Caracas, Venezuela, Morales currently resides in Jupiter, Fla.



## **MIKE JORGENSEN** **SENIOR SPECIAL ASSISTANT TO GENERAL MANAGER**

Mike Jorgensen has served as a Special Assistant to the General Manager since September 2001. He was Director of Player Development for 10 seasons (1992-01), and was the team's minor league hitting instructor/coordinator in 1990 and 1991.

Upon retiring as a player after the 1985 season, 'Jorgy' was hired as an instructor in the Cardinals' minor league system and was a minor league manager from 1986-89. He made his big-league managerial debut following the dismissal of Cardinals skipper Joe Torre on June 16, 1995, and guided the team to a 41-55 mark. While managing the field operations, he also remained in his post as Director of Player Development.

Jorgensen was a left-handed-hitting first baseman/outfielder during a major league career that spanned 18 seasons. He was selected by the New York Mets in the June 1966 free-agent draft and made his big-league debut in 1968. He was traded to Montreal at the start of the 1972 season, his first of five full seasons with the Expos. He went on to play for Oakland, Texas, the Mets again, Atlanta and St. Louis.

Jorgensen, 69, graduated from Francis Lewis High School in Flushing, N.Y., attended St. John's University and served from 1967-72 in the United States Marine Corps Reserve. He and his wife, Melissa Lee, make their home in St. Louis. Jorgensen and his late wife, Brenda, have three married children; Brian, Kristen and Eric, four grandsons: Eric, Jacob, James and Owen, and two granddaughters: Quinn Ann and Clara Marie.



## **BOB GEBHARD** **SENIOR SPECIAL ASSISTANT TO GENERAL MANAGER**

Bob Gebhard joined the Cardinals in 2017 as Sr. Special Assistant to Sr. VP/ General Manager John Mozeliak, and is in his 54th season in professional baseball. He came to St. Louis after 12 seasons with the Arizona Diamondbacks as Vice President & Special Assistant to the GM, the same role he

held with the Cardinals from 2000-04.

Gebhard was on the ground floor of the Colorado Rockies franchise, joining the club during the winter of 1991 as the first General Manager in the team's history. He joined the Rockies from the Minnesota Twins where he won a pair of World Series rings in 1987 and 1991.

Gebhard was drafted by the Twins in the 15th round of the first June draft in 1965 and had an 11-year playing career with both the Twins and Montreal Expos. He was a player/coach in the Montreal organization from 1974-75, then coached in Montreal's system through 1986, including on the Major League coaching staff in 1982.

In 2012, Gebhard received the Roland Hemond Award from the Society of American Baseball Research (SABR) and in 2011 was named the recipient of the Sheldon "Chief" Bender Award from Minor League Baseball.

A native of Lambert, Minn., Gebhard earned 16 letters in four sports in high school. His athletic career continued at the University of Iowa, where he co-captained the baseball team and played basketball. Gebhard and his wife, Nancy, reside in Centennial, Colo., and have three children, Angie, Jenny and Casey, and eight grandchildren.



**DANE SORENSEN**  
**DIRECTOR OF BASEBALL DEVELOPMENT**

Dane Sorensen is in his seventh year with the Cardinals and second year as Director of Baseball Development, where he leads a group that provides analytics and decision support tools to all other departments of Baseball Operations.

He joined the Cardinals in 2012 as a Baseball Development Assistant where

he focused on creating and improving data workflows and models to predict player performance, as well as contextualizing the increasingly complex and diverse information available to MLB clubs and players.

Sorensen, 31, is a native of Apple Valley, Minn. He earned a BA in Mathematics from Lawrence University before spending two years as an engineer in Healthcare IT and moving to Indiana University where he was a PhD candidate in Music Informatics before leaving to join the Cardinals with a MS in Informatics.

Sorensen lives in St. Louis with his wife, Andrea.



**DR. ROBERT BUTLER**  
**DIRECTOR OF PERFORMANCE**

Robert Butler is in his third season in Major League Baseball with the St. Louis Cardinals. As the Director of Performance, Dr. Butler oversees player training and care for the St. Louis Cardinals organization and all affiliates.

Prior to joining the Cardinals, he served as an Assistant Professor and Associate Director of the Michael W. Krzyzewski Human Performance Laboratory at Duke University for 5-1/2

years. A native of Wilmington, Del., Butler graduated from Marietta College where he earned his Bachelor's in Biology, Springfield College where he earned his M.S. in Biomechanics and Movement Science, and the University of Delaware where he earned his Ph.D. in Biomechanics. Following his doctoral training, he completed a post-doc at the University of North Carolina at Chapel Hill and also completed his Doctorate in Physical Therapy at the University of Evansville.

Butler (41) and his wife, Sarah, and children Madeline (10), Emelia (8) and Greyson (4), and dog, Blue, reside in Jupiter, Fla.



**MATT SLATER**  
**SPECIAL ASSISTANT TO THE GM, PLAYER PROCUREMENT**

Matt Slater joined the Cardinals in 2007 and was named Special Assistant to the General Manager, Player Procurement in December 2017.

He is in his 28th year in Major League Baseball where over the course of his career, he has helped build

division winners and playoff teams in Baltimore, Los Angeles and St. Louis. In his current role as senior talent evaluator, Slater works hand in hand with the General Manager in all player acquisitions including Major League, minor league, amateur draft and international talent. Furthermore, he aids in contract negotiations and roster composition. For the past 10 years, Matt has served as a consultant to the Orix Buffaloes Baseball Club of Japan's Nippon Professional Baseball league. In addition, Slater continues to push the Cardinal organization forward in the emerging player procurement markets of Asia and Cuba.

Prior to joining the Cardinals, Slater served in various management capacities for the Los Angeles Dodgers for nine years, including Director of Scouting Operations, Director of Baseball Operations and Director of Professional Scouting. With the Dodgers, he oversaw scouting operations while also being involved with contract negotiations, arbitration and roster management. He worked with the Baltimore Orioles from 1995-98 as the Administrator of Scouting. Slater got his start in professional baseball with the Milwaukee Brewers when he was 19 years old. Beginning in 1991, he served as the Brewers' Scouting and Player Development Assistant.

A native of Fort Wayne, Ind., Slater graduated from Marquette University in Milwaukee, Wis. in 1993, with a degree in Business Administration – Organizational Management, and holds a law degree from Southwestern Law School in Los Angeles, Calif. He serves on the board of directors for Independence Center, a non-profit mental health facility in St. Louis. He resides in Chesterfield with his wife, Thomasine, and their three children, Brandon (17), Madison (14) and Jacob (14).



### **ADAM OLSEN** **HEAD ATHLETIC TRAINER**

Adam begins his third season as Head Athletic Trainer of the St. Louis Cardinals after completing six seasons as their Assistant Athletic Trainer/Physical Therapist.

Prior to his time in St. Louis, he served for four seasons as the Medical/Rehab Coordinator for the Cardinals out of their Spring Training Complex in Jupiter, Florida.

Olsen is a native of Green Bay, Wisconsin and is a graduate of Auburn University where he earned

his Athletic Training Certification. Olsen worked as an athletic trainer for Disney's Wide World of Sports and Wildwood High School in the Orlando area before returning to school for his Master's in Physical Therapy from The University of Wisconsin – Madison. Following graduation, Olsen completed a post-professional Sports Physical Therapy Fellowship at Champion Sports Medicine and the American Sports Medicine Institute (ASMI) under the direction of Dr. James Andrews and Kevin E. Wilk in Birmingham, Alabama.

Olsen, 40, and his wife, Amy, reside in St. Louis with their daughters, Annabelle Frances (8) and Piper James (3), and their dog Bailey.



### **CHRIS CONROY** **ASSISTANT ATHLETIC TRAINER**

Chris is entering his seventh season with the St. Louis Cardinals major league staff, after 13 years in their minor league system.

Chris spent time with five different affiliates, including the Memphis Redbirds, where he spent

seven seasons. During his minor league career, Chris was awarded the Eastern League Athletic Trainer of

the Year, as well as the Pacific Coast League Athletic Trainer of the Year.

Along with being a certified athletic trainer, he is a certified strength and conditioning specialist, a performance enhancement specialist, a corrective exercise specialist, and is currently working on advanced SFMA/FMS based treatment paradigms.

Born an Irish citizen, Chris (41) was naturalized as a United States Citizen on July 3, 2010. He and his wife Kristi, and two daughters Madelyn, and Cecelia reside in St. Louis.



### **JEREMY CLIPPERTON** **ASSISTANT ATHLETIC TRAINER**

Jeremy is entering his third season with the Cardinals Major League staff, after serving four seasons with the Memphis Redbirds (AAA).

Before joining the Cardinals organization in 2012, Jeremy spent 11 years in the Seattle

Mariners organization, including two in the PCL with the Triple-A Tacoma Rainiers. He also spent time at four other affiliates in the Seattle Mariner farm system

and had one year (2001) in the Northwest League with the Spokane Indians in the Kansas City Royals Organization.

The Iowa native is a two-time award recipient, recognized by the Midwest League in 2006 and again in 2008 as the Minor League Athletic Trainer of the Year by the Professional Athletic Trainers Society, the highest Minor League award as the top athletic trainer in all of the Minor Leagues.

He was also named the Southern League Trainer of the Year in 2008. Jeremy, his wife Jessica, and son Calvin, reside in St. Louis Hills.



**THOMAS KNOX**  
**PHYSICAL THERAPIST**

Thomas Knox is in his third season with the Cardinals as Major League Physical Therapist, joining the team after completing three seasons as Director of Player Performance and Rehabilitation for the NBA Washington Wizards.

Knox received a BS in Exercise Science in 2006 and Doctorate of Physical Therapy in 2009 from the University of Evansville. He completed a post-graduate residency in sports physical

therapy through ProRehab in Evansville, Ind. Knox worked for EXOS (formerly Athletes' Performance) for three years as a performance specialist and physical therapist in Frisco, Texas and Gulf Breeze, Fla., whose clientele included professional athletes and members of the military special operation groups.

Knox is a Board Certified Sports Clinical Specialist, a certified strength and conditioning specialist, certified in Functional Movement Systems and Kinetacore Dry Needling.

Born and raised in nearby Woodlawn, Ill., Knox currently resides in St. Louis.



**PETE PRINZI**  
**STRENGTH AND CONDITIONING COACH**

Pete Prinzi is in his 19th season at the Major League level for the Cardinals and his 22nd year in the Cardinals system overall. He is a registered strength and conditioning coach with distinction through the National Strength and Conditioning Association and was recognized in 2011 as the Strength Coach of the Year by Major League

Baseball. From 1997-99, he was the organization's minor league strength and conditioning coordinator.

Prinzi, 48, graduated from Florida State University where he played football for the Seminoles. After playing professionally for three seasons (1991-93) in the European Football League, he returned to his alma mater as an assistant strength coach from 1994 through 1996.

A native of Tampa, Fla., Prinzi resides in St. Louis with his wife, Ellen, and their two children: Luke (6) and Samantha (5).



**JASON SHUTT**  
**PERFORMANCE SPECIALIST & PHYSICAL THERAPIST**

Jason Shutt begins his third season as a Performance Specialist with the St. Louis Cardinals and his second season in St. Louis with the Major League club. In 2016, Shutt was based out of the Cardinals Complex in Jupiter, Fla.

In his role as Performance Specialist, Shutt seeks to optimize player readiness, durability and physical performance. Prior to joining the Cardinals, he consulted with professional and Olympic athletes while at the Michael Krzyzewski Human Performance Laboratory at Duke University.

Shutt is a native of Uniondale, Ind., and received his Physical Therapy doctorate from Duke University.

## CARDINALS MEDICAL TEAM

St. Louis based Mercy is entering its sixth year as the team's official medical provider. Mercy manages the team's orthopedic and sports medicine needs, as well as providing other medical services for the team, the Cardinals organization and front office.



**DR. GEORGE PALETTA, JR.**  
HEAD ORTHOPEDIST  
SURGEON



**DR. BRIAN MAHAFFEY**  
COORDINATOR OF MEDICAL  
SERVICES & TEAM PHYSICIAN




**DR. CHARLES REHM**  
MERCY CHIEF  
ADMINISTRATIVE OFFICER




**DR. LYNDON GROSS**  
TEAM ORTHOPEDIST



**DR. JULIENNE LIPPE**  
TEAM ORTHOPEDIST



**DR. HUSAM NAWAS**  
TEAM ORTHOPEDIST



**DR. JOSHUA BINEK**  
INTERNIST



**DR. ALOK SENGUPTA**  
EMERGENCY MEDICAL PHYSICIAN



**DR. BRANDON LARKIN**  
CONCUSSION SPECIALIST



**DR. DAN BERGMAN**  
DENTIST



**DR. ADAM FEDYK**  
OPHTHALMOLOGIST



**DR. BRETT WINCHESTER**  
TEAM CHIROPRACTOR





**C.J. CHERRE**  
TRAVELING SECRETARY



**ERNIE MOORE**  
EQUIPMENT MANAGER



**MARK WALSH**  
EQUIPMENT MANAGER



**RIP ROWAN**  
VISITING CLUBHOUSE  
MANAGER



**ANDY BOLLIER**  
HOME CLUBHOUSE  
ASSISTANT



**CRAIG WOELKE**  
HOME CLUBHOUSE  
ASSISTANT



**SCOTT KELTNER**  
VISITING CLUBHOUSE  
ASSISTANT



**DAVE VONDERHAAR**  
MINOR LEAGUE EQUIPMENT  
MANAGER



**CHAD BLAIR**  
VIDEO COORDINATOR



**BEN BULTMANN**  
ASSISTANT VIDEO  
COORDINATOR



**MIKE MEIER**  
VIDEO ROOM ASSISTANT



**JAMIE POGUE (94)**  
BULLPEN CATCHER/  
CATCHING INSTRUCTOR



**KLEININGER  
TERAN (76)**  
BULLPEN CATCHER



**DENNIS  
SCHUTZENHOFFER (90)**  
BATTING PRACTICE PITCHER



**DAN FARRELL**  
SENIOR VICE PRESIDENT  
SALES & MARKETING



**MIKE WHITTLE**  
SENIOR VICE PRESIDENT &  
GENERAL COUNSEL



**BRAD WOOD**  
SENIOR VICE PRESIDENT & CHIEF  
FINANCIAL OFFICER



**JOE ABERNATHY**  
VICE PRESIDENT,  
FACILITY PLANNING &  
ENGINEERING



**VICKI BRYANT**  
VICE PRESIDENT,  
EVENT SERVICES  
& MERCHANDISING



**MATT GIFFORD**  
VICE PRESIDENT,  
STADIUM OPERATIONS



**DAN GOOD**  
VICE PRESIDENT,  
BUSINESS DEVELOPMENT



**MICHAEL HALL**  
VICE PRESIDENT,  
COMMUNITY RELATIONS  
& EXECUTIVE DIRECTOR,  
CARDINALS CARE



**JOE STROHM**  
VICE PRESIDENT,  
TICKET SALES



**THANE VAN  
BREUSEGEN**  
VICE PRESIDENT,  
CORPORATE MARKETING &  
STADIUM ENTERTAINMENT



**RON WATERMON**  
VICE PRESIDENT,  
COMMUNICATIONS



**Barry Abbott**  
Stadium Operations



**Celina Allen**  
Corporate Sales



**Danielle Amann-Stewart**  
Stadium Operations



**Heather Bacon**  
Purchasing



**Hope Baker**  
Stadium Operations



**Jason Baker**  
Information Technology



**John Baker**  
Stadium Entertainment



**Scott Baker**  
Ticket Sales



**Judy Barada**  
Baseball Operations



**James Barnes**  
Stadium Operations



**Patrick Barrett**  
Stadium Operations



**Brian Bartow**  
Communications



**Matt Bayer**  
Baseball Operations



**Tiffanne Becks**  
Community Relations



**Mary Clare Bena**  
Ticket Sales



**Christian Bender**  
Ticket Sales



**Amy Berra**  
Museum



**Ken Biekert**  
Stadium Operations



**Marty Bixby**  
Stadium Operations



**Jesse Blackstock**  
Ticket Sales



**Kara Blakley**  
Event Services



**Tommy Bohnert**  
Corporate Sales



**Henry Bollinger**  
Stadium Operations



**Angela Bourget**  
Information Technology



**Katie Brandenburg**  
Corporate Sales



**Tom Braneky**  
Stadium Operations



**Linda Brauer**  
Baseball Operations



**Tim Brewer**  
Information Technology



**Jamie Brickler**  
Ticket Sales



**Keith Brooks**  
Community Relations



**Ashley Brown**  
Event Services



**Brady Bruhn**  
Ticket Sales



**Gretchen Brune**  
Corporate Sales



**Jayme Bryant**  
Human Resources



**Jeremy Busby**  
Ticket Sales



**Steve Carpenter**  
Ticket Sales



**Anne Carroll**  
Corporate Sales



**Rex Carter**  
Accounting



**Patrick Casanta**  
Baseball Operations



**Kyle Cassity**  
Corporate Sales



**Jason Chaffin**  
Ticket Sales



**Kelly Cheatham**  
Museum



**Whitney Clark**  
Ticket Sales



**Martin Coco**  
Ticket Sales



**Hassan Coleman**  
Ticket Sales



**Sean Connors**  
Stadium Operations



**Patty Cooper**  
Accounting



**Robyn Curtis**  
Corporate Sales



**Louis Dalton**  
Stadium Operations



**Andrew Dean**  
Ticket Sales



**Danielle DiGiacomo**  
Event Services



**Kyle Dinges**  
Corporate Sales



**Chris Dolan**  
Business Strategy  
and Analytics



**Sean Driver**  
Stadium Operations



**Abby Duethman**  
Ticket Sales



**Javier Duren**  
Baseball Operations



**Stephanie Durocher**  
Ticket Sales



**Megan Eberhart**  
Corporate Sales



**Ryan Eberhart**  
Ticket Sales



**Renay Ellis**  
Stadium Operations



**Kerry Emerson**  
Ticket Sales




**Jill Falk**  
Communications



**Tim Falkner**  
Stadium Entertainment



**Laura Fallin**  
Human Resources



**Nora Farrell**  
Communications



**Rob Fasoldt**  
Ticket Sales



**Tony Ferreira**  
Baseball Operations



**Brian Finch**  
Museum



**Bill Findley**  
Stadium Operations



**Michelle Flach**  
Accounting



**Adam Froidl**  
Corporate Sales



**Nicholas Garzia**  
Legal Office



**Jim Gilstrap**  
Publications



**Deanne Green**  
Event Services



**Nate Green**  
Event Services



**Elroy Gretzmacker**  
Stadium Operations



**Kathleen Griffin**  
Ticket Sales



**Tyler Hadzinsky**  
Baseball Operations



**Lisa Haffer**  
Ticket Sales



**Scott Haggerty**  
Event Services



**Jennifer Halaz**  
Event Services



**Michael Hanson**  
Information Technology



**Jacob Haskins**  
Ticket Sales



**Justin Hatcher**  
Stadium Operations



**Jared Haukap**  
Stadium Entertainment



**Chris Havron**  
Accounting



**Paul Hayden**  
Accounting



**Kurt Hoevel**  
Accounting



**Katie Holt**  
Corporate Sales



**Paula Homan**  
Museum



**Marissa Hoover**  
Accounting



**Chelsea House**  
Ticket Sales



**Megan Hovey**  
Event Services



**Joe Humphries**  
Stadium Operations



**David Hunn**  
Information Technology



**Scott Jackson**  
Stadium Operations



**Erik Jaffry**  
Event Services



**Pierce Jefferson**  
Ticket Sales



**Brian Jennings**  
Ticket Sales



**Lori Johnson**  
Ticket Sales



**Marybeth Johnson**  
Communications



**Grace Kell**  
Ownership/Legal Office



**Sandra Kieser**  
Ticket Sales



**Gabe Kiley**  
Publications



**Courtney Kincade**  
Event Services



**Chris King**  
Ticket Sales



**Elizabeth Knobbe**  
Stadium Operations



**Shannon Knobloch**  
Ticket Sales



**Dustin Kohler**  
Ticket Sales



**Ty Komorowski**  
Ticket Sales



**Nancy Landa**  
Ticket Sales



**Kathy Langenfeld**  
Ticket Sales



**George Laningham**  
Stadium Operations



**Julie Laningham**  
President's Office



**Darla Leach**  
Event Services



**Phil Leara**  
Information Technology



**Cory Lee**  
Ticket Sales



**PJ Lee**  
Communications



**Aleah Likas**  
Event Services



**Missy Liotta**  
Accounting



**Kristin Livingston**  
Corporate Sales



**Jennifer Long**  
Baseball Operations



**John Lowry**  
Accounting



**Shawn Maloney**  
Ticket Sales



**Hosei Maruyama**  
Stadium Operations



**Katie Mascari**  
Communications



**Jan Maxwell**  
Accounting



**Brett McMillan**  
Communications



**Stan McNeal**  
Publications



**Elisabeth Meinecke**  
Publications



**Phil Melcher**  
Stadium Operations



**Justen Meyer**  
Ticket Sales



**Ashleigh Middlebrook**  
Stadium Operations



**Chris Molina**  
Purchasing



**Terry Moll**  
Stadium Operations



**Tyler Munie**  
Stadium Entertainment



**Mark Murray**  
Business Strategy  
and Analytics



**Andrew Myer**  
Ticket Sales



**Jennifer Needham**  
Ticketing & Business  
Analysis



**Jeremy Neel**  
Stadium Operations



**Wyatt Neisler**  
Ticket Sales



**Alexandra Nelson**  
Ticket Sales



**Abby Niebur**  
Event Services



**Jared Odom**  
Baseball Operations



**Michael Palovcsik**  
Ticket Sales



**Tom Parchomski**  
Corporate Sales



**Bonnie Parres**  
Community Relations



**Greg Pauli**  
Information Technology



**CJ Pavlovsky**  
Purchasing



**Debbie Pfaff**  
Corporate Sales





**Joe Pfeiffer**  
Corporate Sales



**Sheila Pinsker**  
Event Services



**Paul Pohlman**  
Ticket Sales



**Anthony Rancillo**  
Information Technology



**Cindy Richards**  
Stadium Operations



**Cadence Rippeto**  
Corporate Sales



**Brian Ritzie**  
Ticket Sales



**Colton Robbins**  
Ticket Sales



**Andrea Robinson**  
Ticket Sales



**Jasmine Robinson**  
Ticket Sales



**Julia Row**  
Event Services



**Stanley Ruchalski**  
Stadium Operations



**Gail Ruhling**  
Corporate Sales



**Michael Salony**  
Ticket Sales



**Dolores Scanlon**  
Ticket Sales



**Joe Schindler**  
Stadium Operations



**Mark Schmuke**  
Ticket Sales



**Justin Scott**  
Stadium Operations



**Kevin Seats**  
Baseball Operations



**Ann Seeney**  
Human Resources



**Tracey Sessions**  
Accounting



**Brian Seyfert**  
Baseball Operations



**Arvind Sezhiyan**  
Ticket Sales



**Matt Shead**  
Stadium Entertainment



**Carson Shipley**  
Communications



**Matt Simmons**  
Ticket Sales



**Tony Simokaitis**  
Corporate Sales



**Natalie Simpson**  
Ticket Sales



**Elaine Sims**  
Stadium Operations



**Taylor Sims**  
Ticket Sales



**Amanda Small**  
Community Relations



**Jonathan Smart**  
Ticket Sales



**Brian Smith**  
Information Technology



**Jerry Smith**  
Stadium Operations



**Cullen Speckhals**  
Ticket Sales



**Justin Sprengel**  
Stadium Entertainment



**Larry State**  
Corporate Sales



**Bernie Steele**  
Accounting



**Julie Stevens**  
Ticket Sales



**Alex Stone**  
Ticket Sales



**Nicole Stubblefield**  
Ticket Sales



**Tyra Suggs**  
Human Resources



**Payton Swanegan**  
Ticket Sales



**Laney Thacker**  
Ticket Sales



**Joann Thompson**  
Ticket Sales



**Ron Torrey**  
Stadium Operations



**Melissa Tull**  
Ticket Sales



**Chris Tunno**  
Communications



**Tony Valleroy**  
Stadium Operations



**Sam Vickory**  
Ticket Sales



**Jack Vuch**  
Ticket Sales



**Kelly Walsh**  
Ticket Sales



**Lindsey Weber**  
Community Relations



**Bethany White**  
Ticket Sales



**Reggie Whitted**  
Ticket Sales



**Michael Whitty**  
Communications



**Emily Wiebe**  
Baseball Operations



**Tracy Williams**  
Purchasing



**Craig Wilson**  
Stadium Entertainment



**Brad Wood III**  
Stadium Entertainment



**Tim Woodrome**  
Community Relations



**Taka Yanagimoto**  
Communications



**Perry Yee**  
Information Technology



**Melody Yount**  
Baseball Operations



**Nic Zamora**  
Corporate Sales



**Steve Zesch**  
Publications



**Fredbird**  
Team Mascot



2018 OFFICIAL



MEDIA GUIDE

**MANAGER, COACHES & PLAYERS**



## MICHAEL (MIKE) SCOTT MATHENY (22)



MATHENY

Mike Matheny was named the 49th manager in St. Louis Cardinals franchise history on November 14, 2011. Matheny, 47, is in his seventh season as a manager at the professional level. He served as a Special Assistant in Player Development for the Cardinals prior to his being named manager. Matheny agreed to a three-year contract extension on November 3, 2016, which keeps the Redbirds manager under contract through the 2020 season.

In just six seasons as manager of the Cardinals, Matheny has compiled a 544-428 career record, tops in the National League since his debut season in 2012. Matheny in 2017 became the first Cardinals manager to post six consecutive winning seasons to begin his career and just the 2nd ever to do so for the Redbirds, joining Tony La Russa (2000-06).

Matheny ranks 5th all-time in wins (544) among Cardinals managers and on July 1, 2017, he became the 2nd fastest to 500 career wins as a Cardinals manager, doing so in his 890th career decision. Hall of Fame Cardinals Manager Billy Southworth reached his 500th Cardinals' win in his 766th decision.

Matheny's teams reached the postseason in each of his first four seasons at the helm, securing a Wild Card spot in 2012, Central Division titles in 2013, 2014 and 2015 and a National League Championship in 2013. He has already managed 43

postseason games, as the team fell one win short of making it to the World Series in 2012 and faced Boston in the 2013 World Series, finishing just two wins shy of the Championship. In 2014, Matheny was the manager for the National League All-Star team in Minneapolis, Minn.

Matheny is the only manager to lead his team to the postseason in each of his first four seasons and his 43 postseason games are tops in the majors over his first six seasons (2012-17). In 2015, Matheny piloted an injury-riddled Cardinals team to a Major League-best 100 wins; the ninth 100-win season in franchise history, including a Busch Stadium III record 55 home wins. Since 2012, Matheny has won 21 postseason games, ranking second in N.L. to Bruce Bochy (25) of the Giants.

In his first year at the helm in 2012, Matheny guided the Cardinals to the National League Championship round of the playoffs, having captured a Wild Card berth on the next-to-last day of the regular season. Mike became the first rookie manager to lead the Cardinals to the postseason since Eddie Dyer led the Redbirds to a World Championship win over Boston in 1946.

When he was named to the post at age 41, Matheny became the youngest active manager in the majors and the youngest Cardinals manager since Jack Krol, who was also 41 when he managed the team in 1978. Matheny joined notables such as Red Schoendienst, Joe Torre, Ken Boyer, Frank Frisch and Rogers Hornsby amongst Cardinals players who later served as the team's manager.

A veteran of 13 seasons in the majors, Matheny was drafted out of the University of Michigan by the Milwaukee Brewers in the 8th round of the 1991 draft. He made his Major League debut with the Brewers in 1994 and spent five seasons (1994-98) with Milwaukee before signing a free-agent contract with the Toronto Blue Jays in 1999. Following his release by the Blue Jays, Matheny signed a free-agent contract with the Cardinals on December 16, 1999 and went on to spend five seasons with the Cardinals from 2000-04, earning trips to the postseason in four of those five seasons, including a National League Championship in 2004. As a Cardinal, Matheny appeared in 611 games at catcher, logging 4,938.1 innings while committing just 14 errors.

The four-time (2000, 2003-05) *Rawlings* Gold Glove recipient holds the Major League catching record for consecutive errorless games (252) and at one time held the mark for consecutive errorless chances (1,565) before it was broken by Mike Redmond. He posted a lifetime batting mark of .239 with 67 home runs and 443 RBI in 1,305 games played in a career that was cut short due to complications from repeated concussions. Matheny signed with San Francisco as a free-agent prior to the 2005 season and he spent two seasons with the Giants before playing his final game on May 31, 2006. In his first season with the Giants, Matheny set the team record for fielding pct. (.9988) by a catcher, came within two of the team mark (36) for doubles by a catcher and was voted by his teammates as the recipient of the "Willie Mac Award" for being the most inspirational player on the team.

In 2002, Matheny served as an inspirational leader for the Cardinals, helping the team to cope with the shocking death of pitcher Darryl Kile while still reaching the National League Championship Series. Matheny was voted by his teammates as the first recipient of the "Darryl Kile Award" in 2003 - an award that goes annually to the Cardinals player who best demonstrates the qualities that Darryl brought to the clubhouse every day.

Matheny has been a tireless worker in the community, organizing and creating the "Catch-22" charity and in 2005, his group saw the opening of the "Catch 22 Miracle Field" at Chesterfield Valley Athletic Complex, designed and constructed to allow children of all abilities to experience the thrill of playing baseball.

In February of 2015, Matheny published a book titled "The Matheny Manifesto", which is about coaching youth baseball with the philosophy about respect, ownership, self-motivation and no-nonsense sportsmanship.



Matheny (pronounced muh-THÉE-nee) was born on September 22, 1970 in Reynoldsburg, Ohio, and graduated from Reynoldsburg High School in 1988, where he was a team captain for both the baseball and football teams. He was a member of the Connie Mack National Championship team in 1989 and attended the University of Michigan, where he was co-captain of the Wolverines' baseball team. Mike's wife, Kristin, was also a varsity athlete at Michigan, playing field hockey. The couple reside in St. Louis and have five children: daughter Katie (23) and four sons, Tate (24), Luke (21), Jacob (20) and Blaise (17) and one grandson (Ryker James). His son, Tate, played baseball at Missouri State University, and was drafted by the Boston Red Sox in 2015. His daughter, Katie, played women's ice hockey at The Ohio State University and sons, Luke (Oklahoma State) and Jacob (Missouri) have also played collegiate baseball.

## MANAGERIAL RECORD (REGULAR SEASON)

Year	Club	League	Finish	W	L
2012	St. Louis	National	2nd (Central)	88	74
2013	St. Louis	National	1st (Central)	97	65
2014	St. Louis	National	1st (Central)	90	72
2015	St. Louis	National	1st (Central)	100	62
2016	St. Louis	National	2nd (Central)	86	76
2017	St. Louis	National	3rd (Central)	83	79

**MAJOR TOTALS**

**544 428**

## MANAGERIAL RECORD (POSTSEASON/ALL-STAR GAME)

Year	Club	League	W.C.		D.S.		L.C.S.		W.S.		A.S.G	
			W	L	W	L	W	L	W	L	W	L
2012	St. Louis	National	1	0	3	2	3	4	-	-	-	-
2013	St. Louis	National	-	-	3	2	4	2	2	4	-	-
2014	St. Louis	National	-	-	3	1	1	4	-	-	0	1
2015	St. Louis	National	-	-	1	3	-	-	-	-	-	-
<b>TOTALS</b>			<b>1</b>	<b>0</b>	<b>10</b>	<b>8</b>	<b>8</b>	<b>10</b>	<b>2</b>	<b>4</b>	<b>0</b>	<b>1</b>

## MATHENY - COMPLETE RECORD

Year Team	AVG	G	AB	R	H	2B	3B	HR	RBI	SH	SF	HBP	BB	IBB	SO	SB	CS	GDP	SLG	OBP	E
1991 Helena	.285	64	253	35	72	14	0	2	34	5	1	6	19	0	52	2	4	10	.364	.348	5
1992 Stockton	.219	106	333	42	73	13	2	6	46	5	3	3	35	1	81	2	2	11	.324	.297	8
1993 El Paso	.254	107	339	39	86	21	2	2	28	13	1	2	17	2	73	1	4	6	.345	.292	9
1994 Milwaukee	.226	28	53	3	12	3	0	1	2	1	0	2	3	0	13	0	1	1	.340	.293	1
New Orleans	.220	57	177	20	39	10	1	4	21	6	0	4	16	1	39	1	1	5	.356	.299	5
1995 New Orleans	.353	6	17	3	6	2	0	3	4	0	0	3	0	0	5	0	0	0	1.000	.450	0
Milwaukee	.247	80	166	13	41	9	1	0	21	1	0	2	12	0	28	2	1	3	.313	.306	4
1996 Milwaukee	.204	106	313	31	64	15	2	8	46	7	4	3	14	0	80	3	2	9	.342	.243	8
New Orleans	.227	20	66	3	15	4	0	1	6	0	1	0	2	0	17	1	0	1	.333	.246	0
1997 Milwaukee	.244	123	320	29	78	16	1	4	32	9	3	7	17	0	68	0	1	9	.338	.294	5
1998 Milwaukee	.238	108	320	24	76	13	0	6	27	3	0	7	11	0	63	1	0	6	.334	.278	8
Beloit**	.250	2	8	1	2	1	0	0	2	0	0	0	1	0	3	0	0	0	.375	.333	0
1999 Toronto	.215	57	163	16	35	6	0	3	17	2	1	1	12	0	37	0	0	3	.307	.271	2
2000 ST. LOUIS	.261	128	417	43	109	22	1	6	47	7	4	4	32	8	96	0	0	11	.362	.317	5
2001 ST. LOUIS	.218	121	381	40	83	12	0	7	42	8	3	4	28	5	76	0	1	11	.304	.276	4
2002 ST. LOUIS	.244	110	315	31	77	12	1	3	35	8	6	2	32	6	49	1	3	3	.317	.313	4
2003 ST. LOUIS	.252	141	441	43	111	18	2	8	47	8	3	2	44	16	81	1	1	11	.356	.320	0
2004 ST. LOUIS	.247	122	385	28	95	22	1	5	50	5	3	3	23	7	83	0	2	12	.348	.292	1
2005 San Francisco	.242	134	443	42	107	34	0	13	59	3	4	6	29	10	91	0	2	11	.406	.295	1
2006 San Francisco	.231	47	160	10	37	8	0	3	18	3	3	2	9	2	30	0	0	7	.338	.276	1
<b>MAJOR TOTALS</b>	<b>.239</b>	<b>1305</b>	<b>3877</b>	<b>353</b>	<b>925</b>	<b>190</b>	<b>9</b>	<b>67</b>	<b>443</b>	<b>65</b>	<b>34</b>	<b>45</b>	<b>266</b>	<b>54</b>	<b>795</b>	<b>8</b>	<b>14</b>	<b>67</b>	<b>.344</b>	<b>.293</b>	<b>44</b>

\*\* Injury rehabilitation assignment.

## CAREER FIELDING RECORD

Position	PCT	G	PO	A	E	TC	DP	PB	CS	ATT	PCT	P-OFF
Catcher	.994	1285	7117	613	44	7774	85	60	256	807	32.0	26
First Base	1.000	18	28	1	0	29	4					

\*Rawlings Gold Glove winner 2000, 2003, 2004, 2005

Note: Led N.L. catchers in fielding pct. in 2003 (1.000) and 2004 (.999), assists in 2005 (77), catcher's caught stealing in 2000 (49) and 2005 (39), and double plays turned as catcher in 2005 (13).

MATHENY



## BRYAN EVERSGERD (56) BULLPEN COACH

Bryan Eversgerd is in his first season as Bullpen Coach on Mike Matheny's staff after spending the past five seasons (2013-17) as the pitching coach for Memphis (AAA).

Eversgerd's Memphis staff led the Pacific Coast League with a 3.77 ERA in 2017 while winning the league championship. The Redbirds' 3.77 ERA was the only sub-4.00 ERA in the PCL last season.

Prior to his stint at Memphis, Eversgerd spent two seasons (2011-12) in Springfield (AA) as pitching coach for the Double-A Cardinals. While in Springfield, Eversgerd's 2012 staff registered a 3.83 team ERA and surrendered the second fewest hits en route to the Texas League Championship. The staff went on to hurl a postseason best 2.48 ERA over nine games in the Texas League playoffs. Eversgerd was awarded the George Kissell Award in 2012 for his efforts as voted on by his peers among the Cardinals minor league coaching staffs.

Eversgerd has been the pitching coach for three Cardinals Minor League Pitchers-of-the-Year in Jack Flaherty (2017) and former Cardinals hurlers Shelby Miller (2011) and Seth Maness (2012). In 2013, Eversgerd was the pitching coach for 2013 National League Championship Series MVP Michael Wacha, who spent the majority of the year in Memphis and represented the Redbirds at the Triple-A All-Star Game.

His coaching tenure began at the Cardinals' Carolina League affiliate in 2001 at Potomac, before taking a two-year hiatus and returning as pitching coach for Peoria in the Midwest League. He remained in the Midwest League at Peoria and Quad Cities from 2004-07 before joining Double-A Springfield from 2008-09 and a year later at High-A Palm Beach in 2010.

Eversgerd began his playing career with the Cardinals, signing as a non-drafted free agent on June 14, 1989. He pitched a scoreless inning of relief in his Major League debut for the Cardinals on April 26, 1994, and picked up his first big-league win in his only Major League start on May 20, 1994 at Florida. The left-hander also pitched for Montreal and Texas before returning to St. Louis from 1998 to 2000.

Eversgerd, 49, graduated from Carlyle (Ill.) High School in 1987, playing college baseball at Kaskaskia Community College and leading the team to the 1989 sectional championship. He resides in Hoffman, Ill., with his wife, Lisa, daughter, Kristen (20) and son, Jacob (18).

### EVERSGERD — COMPLETE RECORD

Year	Club	W-L	ERA	G	GS	SV	IP	H	R	ER	BB	SO
1989	Johnson City	2-3	3.64	16	1	0	29.2	30	16	12	12	19
1990	Springfield	6-8	4.14	20	15	0	104.1	123	60	48	26	55
1991	Savannah	1-5	3.47	72	0	1	93.1	71	43	36	34	97
1992	Arkansas	0-1	6.75	6	0	0	5.1	7	4	4	2	4
	St. Petersburg	3-2	2.68	57	1	0	74.0	65	25	22	25	57
1993	Arkansas	4-4	2.18	62	0	0	66.0	60	24	16	19	68
1994	ST. LOUIS	2-3	4.52	40	1	0	67.2	75	36	34	20	47
	Louisville	1-1	4.50	9	0	0	12.0	11	7	6	8	8
1995	Montreal	0-0	5.14	25	0	0	21.0	22	13	12	9	8
	Ottawa	6-2	2.38	38	0	2	53.0	49	21	14	26	45
1996	Oklahoma City	3-3	2.74	38	5	4	72.2	63	23	22	18	62
	Trenton	1-0	2.57	4	0	0	7.0	6	2	2	4	2
1997	Texas	0-2	20.25	3	0	0	1.1	5	3	3	3	2
	Oklahoma City	1-3	4.24	26	7	0	76.1	91	48	36	24	43
	Hagerstown	0-0	4.50	5	0	0	8.0	13	4	4	2	2
1998	ST. LOUIS	0-0	9.00	8	0	0	6.0	9	7	6	2	4
	Memphis	2-5	3.54	49	0	0	56.2	51	25	21	20	50
1999	Memphis	6-6	2.86	59	0	2	66.0	56	26	21	15	46
2000	Memphis	4-4	3.50	48	0	0	72.0	67	32	28	20	52
<b>MINOR TOTALS</b>		<b>40-47</b>	<b>3.31</b>	<b>509</b>	<b>29</b>	<b>9</b>	<b>789.1</b>	<b>757</b>	<b>358</b>	<b>290</b>	<b>251</b>	<b>608</b>
<b>MAJOR TOTALS</b>		<b>2-5</b>	<b>5.16</b>	<b>76</b>	<b>1</b>	<b>0</b>	<b>96.0</b>	<b>111</b>	<b>59</b>	<b>55</b>	<b>34</b>	<b>61</b>



## JOHN STEVEN MABRY (47) HITTING COACH

John Mabry is beginning his sixth year as the team's hitting coach after being named to that position on November 5, 2012. He was assistant hitting coach to Mark McGwire during the 2012 campaign. The duo helped guide a Cardinals offense that led the league in 2012 in both runs scored and on-base pct., while finishing a close second in batting average. In 2013, the Cardinals batted .330 with runners in scoring position, the top mark in the majors dating to 1974 and in 2016, the Cardinals hit an N.L.-high 225 home runs, including a MLB single-season record 17 pinch hit homers.

Mabry, 47, was drafted by St. Louis in the sixth round of the June 1991 draft and played 14 seasons in the majors, including three stints with the Cardinals. He made his Major League debut in 1994 and put up some of his best offensive numbers with the Cardinals from 1995 - 1998. He hit a career high .307 in 1995 and during the 1996 season played in a career high 151 games, hitting .297 with a career high 161 hits, collected 13 homers and 74 RBI as the Cardinals advanced to the NLCS. In addition to playing with the Cardinals, his Major League career included playing

time with eight Major League teams and ended in 2007 with the Colorado Rockies. Mabry hit for a "natural" cycle as a member of the Cardinals on May 18, 1996 at Colorado's Coors Field.

Before joining the Cardinals staff as a coach, Mabry assisted the team in various community relations initiatives, including the team's "Doin' it Right" school program from 2010-2011. A native of Delaware, he graduated in 1988 from Bohemia Manor (Md.) High School where he played football, baseball and basketball; and was drafted out of West Chester (Pa.) University. Mabry was named the Cardinals Rookie of the Year for 1995 by the St. Louis chapter of the BBWAA. He and his wife, Ann, make their home in St. Louis with their four children: J.T., Danielle, Nicole and Samantha.

### MABRY — COMPLETE RECORD

Year Team	AVG	G	AB	R	H	2B	3B	HR	RBI	SH	SF	HBP	BB	IBB	SO	SB	CS	GDP	SLG	OBP	E
1991 Hamilton	.310	49	187	25	58	11	0	1	31	0	2	2	17	2	18	9	3	6	.385	.370	5
Savannah	.233	22	86	10	20	6	1	0	8	0	2	0	7	2	12	1	0	2	.326	.284	1
1992 Springfield	.263	115	438	63	115	13	6	11	57	1	1	0	24	2	39	2	8	12	.395	.300	6
1993 Arkansas	.290 *136	528	68	153	32	2	16	72	3	5	4	27	2	68	7	15	17	.449	.326	3	
Louisville	.143	4	7	0	1	0	0	0	1	0	0	0	0	0	1	0	0	1	.143	.143	0
1994 Louisville	.262	122	477	76	125	30	2	15	68	1	2	3	32	1	67	2	6	14	.423	.311	2
ST. LOUIS	.304	6	23	2	7	3	0	0	3	0	0	2	0	4	0	0	0	.435	.360	0	
1995 Louisville	.083	4	12	0	1	0	0	0	0	0	0	0	0	0	0	0	0	0	.083	.083	1
ST. LOUIS	.307	129	388	35	119	21	1	5	41	0	4	2	24	5	45	0	3	6	.405	.347	4
1996 ST. LOUIS	.297	151	543	63	161	30	2	13	74	3	5	3	37	11	84	3	2	21	.431	.342	8
1997 ST. LOUIS	.284	116	388	40	110	19	0	5	36	2	2	3	39	9	77	0	1	11	.371	.352	1
1998 ST. LOUIS	.249	142	377	41	94	22	0	9	46	3	2	1	30	6	76	0	2	6	.379	.305	9
1999 Seattle	.244	87	262	34	64	14	0	9	33	2	1	0	20	1	60	2	1	6	.401	.297	10
2000 Seattle	.243	48	103	18	25	5	0	1	7	0	0	2	10	0	31	0	1	1	.320	.322	4
Tacoma	.214	4	14	1	3	1	0	0	1	0	0	0	0	0	4	0	0	0	.286	.214	1
San Diego	.228	48	123	17	28	8	0	7	25	0	1	0	5	0	38	0	0	3	.463	.256	1
2001 ST. LOUIS	.000	5	7	0	0	0	0	0	0	0	0	0	0	0	2	0	0	0	.000	.000	0
Florida	.218	82	147	14	32	7	0	6	20	0	2	5	13	1	44	1	0	6	.388	.299	2
Brevard City	.154	4	13	0	2	0	0	0	4	0	1	0	2	0	1	0	0	0	.154	.250	0
2002 Philadelphia	.286	21	21	1	6	0	0	0	3	0	1	0	1	1	5	0	0	0	.286	.304	0
Oakland	.275	89	193	27	53	13	1	11	40	0	3	1	14	1	37	1	1	7	.523	.322	2
2003 Seattle	.212	64	104	12	22	6	0	3	16	0	0	3	15	2	21	0	0	3	.356	.328	1
Tacoma	.364	3	11	1	4	0	0	0	0	0	0	2	1	1	0	0	0	.364	.462	0	
2004 Memphis	.338	39	136	27	46	0	0	12	35	0	5	2	17	2	29	0	0	3	.654	.406	0
ST. LOUIS	.296	87	240	32	71	11	0	13	40	5	3	1	26	5	63	0	1	6	.504	.363	6
2005 ST. LOUIS	.240	112	246	26	59	15	1	8	32	6	2	0	20	1	63	0	0	6	.407	.295	3
2006 Chicago (NL)	.205	107	210	16	43	8	1	5	25	0	3	1	23	0	57	0	0	5	.324	.283	2
2007 Colorado	.118	28	34	4	4	1	0	1	5	0	0	0	5	0	10	0	0	1	.235	.231	1
<b>MAJOR TOTALS</b>	<b>.263</b>	<b>1322</b>	<b>3409</b>	<b>382</b>	<b>898</b>	<b>183</b>	<b>6</b>	<b>96</b>	<b>446</b>	<b>21</b>	<b>29</b>	<b>22</b>	<b>284</b>	<b>43</b>	<b>717</b>	<b>7</b>	<b>12</b>	<b>88</b>	<b>.405</b>	<b>.322</b>	<b>54</b>

\*Led league.





## MICHAEL (MIKE) AUSLEY MADDUX (31) PITCHING COACH

Mike Maddux is entering his first season as the Cardinals pitching coach after spending the past two seasons (2016-17) serving in that role for the Washington Nationals.

In his two seasons with the Nationals, their pitchers posted a 3.69 ERA, including a 3.51 mark in 2016 that ranked 2nd in MLB. His starting staff struck out an NL single-season record 1,012 batters last year, surpassing their mark of 987 in 2016. In 2016, the Nationals relievers posted the best bullpen ERA in MLB at 3.35.

Maddux was also integral in the coaching of back-to-back National League Cy Young Award winner Max Scherzer the past two seasons.

Maddux, 56, came to Washington from the Texas Rangers where the Rangers had earned four postseason berths. From 2010-13, the Rangers were one of just five clubs (along with ATL, STL, OAK, and TB) to post four consecutive sub-4.00 team ERAs, accomplishing that feat for just the second time in Rangers history (six straight, 1974-79). Prior to Maddux's arrival, the Rangers had not posted an ERA lower than 4.00 since 1990. During his first five seasons with Texas (2009-13), their 3.94 team ERA was Texas' lowest ERA over a five-year span since 1981-85 (3.92) and in 2014, his staff ranked second in the American league with 17 shutouts, second-most in Texas history.

Maddux joined Texas after six years (2003-08) with the Brewers as pitching coach where he oversaw a Brewers staff that ranked second in the NL with a 3.85 ERA in 2008, the lowest mark by a Milwaukee club in 16 years, en-route to securing the Brewers' first postseason berth in 26 years. Maddux served as the pitching coach for Houston's Double-A Round Rock from 2000-02.

Maddux enjoyed a 15-year Major League playing career, going 39-37 with a 4.05 ERA in 472 games (48 starts) with Philadelphia (1986-89), Los Angeles (1990, 1999), San Diego (1991-92), New York Mets (1993-94), Pittsburgh (1995), Boston (1995-96), Seattle (1997), Montreal (1998-99), and Houston (2000). The right-hander appeared in the postseason with Boston in 1995, tossing 3.0 scoreless innings in two appearances vs. CLE in the American League Division Series.

Mike is the older brother of 2014 National Baseball Hall of Fame inductee Greg Maddux. He played three years at the University of Texas-El Paso and graduated from Rancho (NV) High School in 1979. Mike and his wife, Lise, and daughters, Makayla and Lexie, reside in Westlake, TX. Maddux is an avid hunter, golfer, and fisherman.

### MADDUX — COMPLETE RECORD

Year	Club	W-L	ERA	G	GS	SV	IP	H	R	ER	BB	SO
1982	Bend	3-6	3.99	11	10	0	65.1	68	35	29	26	59
1983	Spartanburg	4-6	5.44	13	13	0	84.1	98	62	51	47	85
	Peninsula	8-4	3.62	14	14	0	99.1	92	46	40	35	78
	Reading	0-0	6.00	1	1	0	3.0	4	2	2	1	2
1984	Reading	3-12	5.04	20	19	0	116.0	143	82	65	49	77
	Portland	2-4	5.84	8	8	0	44.2	58	32	29	17	22
1985	Portland	9-12	5.31	27	26	0	166.0	195	106	98	51	96
1986	Portland	5-2	2.36	12	12	0	84.0	70	26	22	22	65
	Philadelphia	3-7	5.42	16	16	0	78.0	88	56	47	34	44
1987	Maine	6-6	4.35	18	16	0	103.1	116	58	50	26	71
	Philadelphia	2-0	2.65	7	2	0	17.0	17	5	5	5	15
1988	Maine	0-2	4.18	5	3	0	23.2	25	18	11	10	18
	Philadelphia	4-3	3.76	25	11	0	88.2	91	41	37	34	59
1989	Scranton/W-B	7-7	3.66	19	17	0	123.0	119	55	50	26	100
	Philadelphia	1-3	5.15	16	4	1	43.2	52	29	25	14	26
1990	Albuquerque	8-5	4.25	20	19	0	108.0	122	59	51	32	85
	Los Angeles (NL)	0-1	6.53	11	2	0	20.2	24	15	15	4	11
1991	San Diego	7-2	2.46	64	1	5	98.2	78	30	27	27	57
1992	San Diego	2-2	2.37	50	1	5	79.2	71	25	21	24	60
1993	New York (NL)	3-8	3.60	58	0	5	75.0	67	34	30	27	57
1994	New York (NL)	2-1	5.11	27	0	2	44.0	45	25	25	13	32
1995	Pittsburgh	1-0	9.00	8	0	0	9.0	14	9	9	3	4
	Boston	4-1	3.61	36	4	1	89.2	86	40	36	15	65
1996	Pawtucket	2-0	3.21	3	3	0	14.0	13	5	5	2	9
	Boston	3-2	4.48	23	7	0	64.1	76	37	32	27	32
1997	Tacoma	0-0	0.00	1	1	0	5.0	1	0	0	2	5
	Las Vegas	0-2	5.62	3	3	0	16.0	23	11	10	9	13
	Seattle	1-0	10.12	6	0	0	10.2	20	12	12	8	7
1998	Montreal	3-4	3.72	51	0	1	55.2	50	24	23	15	33
1999	San Bernardino	0-0	3.00	5	0	2	9.0	8	4	3	2	10
	Montreal	0-0	9.00	4	0	0	5.0	9	5	5	3	4
	Los Angeles	1-1	3.29	49	0	0	54.2	54	21	20	19	41
2000	Houston	2-2	6.26	21	0	0	27.1	31	20	19	12	17
<b>MAJOR TOTALS</b>		<b>39-37</b>	<b>4.05</b>	<b>472</b>	<b>48</b>	<b>20</b>	<b>861.2</b>	<b>873</b>	<b>428</b>	<b>388</b>	<b>284</b>	<b>564</b>



## OLIVER "OLLIE" J. MARMOL (37) FIRST-BASE COACH

Oliver "Ollie" Marmol is entering his second season as the Cardinals First Base Coach and as a member of the team's Major League coaching staff. In 2016, Marmol completed his second season as manager at Palm Beach and sixth year managing in the Cardinals organization. He piloted his teams to the postseason in four of his five years managing in the minor leagues.

In 2015, his first season managing at Palm Beach, the Cardinals reached the postseason for the first time since 2008, winning the Florida State League South Division second half before being eliminated in the first round. The last time Palm Beach was in the FSL postseason, Marmol was playing second base for the squad.

In 2014, Marmol led the State College team to the New York-Penn League Championship, defeating Hudson Valley in two straight games when facing elimination, then defeated Tri-City for the crown. The Spikes posted 48 wins for the second consecutive season, a year after Marmol led State College to the best record in the New York-Penn League at 48-27. He was awarded the 2013 George

Kissell Award as voted on by his coaching peers in the Cardinals organization.

The former Cardinals minor league infielder has skippered his teams to a combined 268-225 record (.544), averaging 45 wins per season during his years with short-season clubs. He led the 2012 Johnson City squad to a 39-28 record and a playoff appearance in his first season as a manager. Marmol began his coaching career in 2011 as the hitting coach at the Gulf Coast League level under manager Steve Turco.

Marmol spent four years playing in the Cardinals system, finishing his career with the Palm Beach Cardinals in 2010. Marmol was originally drafted by the Pittsburgh Pirates in 2004 out of Dr. Phillips High School in Orlando, Fla., but decided to forego professional ball to attend college, where he batted .327 over three seasons at the College of Charleston. He was drafted out of college in the sixth round of the 2007 June First-Year Player Draft by St. Louis.

Marmol, 31, resides in Jupiter, Fla. in the off-season with his wife, Amber and daughter Riley Nicole.

### MARMOL — COMPLETE RECORD

Year Team	AVG	G	AB	R	H	2B	3B	HR	RBI	SH	SF	HBP	BB	IBB	SO	SB	CS	GDP	SLG	OBP	E
2007 Batavia	.213	33	122	20	26	4	0	0	10	2	1	5	16	0	27	7	3	3	.246	.326	11
Quad Cities	.209	31	86	12	18	3	1	0	7	2	1	4	7	0	13	4	2	2	.267	.296	11
2008 Quad Cities	.195	47	154	19	30	7	1	0	12	3	0	6	10	0	40	12	3	3	.253	.271	14
Palm Beach	.180	44	122	16	22	5	1	1	14	2	0	3	8	0	29	10	0	1	.262	.248	11
2009 Palm Beach	.204	74	186	22	38	10	1	2	13	2	2	15	18	0	55	5	3	4	.301	.321	15
2010 Palm Beach	.221	33	104	19	23	9	0	2	12	1	2	7	12	0	33	4	2	1	.365	.336	1
<b>MINOR TOTALS</b>	<b>.203</b>	<b>262</b>	<b>774</b>	<b>108</b>	<b>157</b>	<b>38</b>	<b>4</b>	<b>5</b>	<b>68</b>	<b>12</b>	<b>6</b>	<b>40</b>	<b>71</b>	<b>0</b>	<b>197</b>	<b>43</b>	<b>13</b>	<b>14</b>	<b>.282</b>	<b>.301</b>	<b>63</b>



**WILLIE DEAN MCGEE (51)  
COACH**



Willie McGee is joining the Cardinals Major League coaching staff for the first time in 2018 and will be responsible for a variety of areas including outfield play, base running and hitting. McGee has spent the past several seasons serving as a Special Assistant to the GM, assisting with instruction at both the Major and Minor League levels.

McGee, 59, is a decorated member of the Cardinals organization, a beloved figure among Cardinals fans and a member of the St. Louis Cardinals Hall of Fame (inducted in 2014).

McGee, who came to the Cardinals organization in October of 1981 in a trade with the New York Yankees for pitcher Bob Sykes, emerged on the national scene in 1982 when he starred during the World Series with his spectacular catches and a pair of key homers that helped the Redbirds to their first World Championship since 1967.

As a key member of the Redbirds during the "Whitey Ball" era, McGee helped the Cardinals to two additional World Series appearances in 1985 and 1987 and in 1985 he became the first Cardinal voted the National League's Most Valuable Player since 1979 (Keith Hernandez), leading the Senior Circuit with his .353 batting average, 216 hits and 18 triples. His .353 batting mark and 216 hits from 1985 still stand as the Cardinals single-season records for a switch-hitter.

A four-time All-Star (1983, 1985, 1987, 1988), the fleet-footed McGee posted a career batting mark of .295 with 352 steals and 94 triples in 18 seasons with St. Louis (1981-90 & 1996-99), Oakland (1990), San Francisco (1991-94) and Boston (1995). He currently ranks among

Cardinals all-time top-10 leaders in stolen bases (301-4th), triples (83-7th) and pinch-hits (59-3rd).

In July of 1990, McGee was traded to the Oakland Athletics and helped them to the American League Championship. That year he became the first player in Major League history to win a batting title (.335) in one league after having been traded to a team in the other league. After stints in San Francisco and Boston, Willie returned to St. Louis in 1996 and helped the Cardinals to the N.L. Central title before retiring after the 1999 season.

McGee won *Rawlings* Gold Glove awards for defensive excellence in 1983, 1985 and 1986 and was a National League Silver Slugger recipient in 1985.

A 1976 graduate of Harry Ellis High School in Richmond, Calif., McGee and his wife, Vivian, have five children, Nanuashika, Jessica, Whitney, Virginia, William, and eight grandchildren.

**MCGEE — COMPLETE RECORD**

Year Team	AVG	G	AB	R	H	2B	3B	HR	RBI	SH	SF	HBP	BB	IBB	SO	SB	CS	GDP	SLG	OBP	E
1977 Oneonta	.236	65	225	31	53	4	3	2	22	3	2	2	13	-	65	13	4	-	.307	.281	10
1978 Fort Lauderdale	.251	124	423	62	106	6	6	0	37	8	2	2	50	-	78	25	8	-	.293	.331	9
1979 West Haven	.243	49	115	21	28	3	1	1	8	3	0	1	13	-	17	7	1	-	.313	.326	3
Fort Lauderdale	.318	46	176	25	56	8	3	1	18	2	0	0	17	-	34	16	4	-	.415	.378	2
1980 Nashville	.283	78	223	35	63	4	5	1	22	4	1	2	19	-	39	7	8	-	.359	.343	6
1981 Nashville	.322	100	388	77	125	20	5	7	63	6	4	1	24	1	46	24	7	-	.454	.360	6
1982 ST. LOUIS	.296	123	422	43	125	12	8	4	56	2	1	2	12	2	58	24	12	9	.391	.318	11
1982 Louisville	.291	13	55	11	16	2	2	1	3	1	0	0	2	0	7	5	1	-	.455	.316	1
1983 ST. LOUIS	.286	147	601	75	172	22	8	5	75	1	3	0	26	2	98	39	8	8	.374	.314	5
Arkansas#	.276	7	29	5	8	1	1	0	2	0	0	0	4	1	6	1	0	-	.379	.364	0
1984 ST. LOUIS	.291	145	571	82	166	19	11	6	50	0	3	1	29	2	80	43	10	12	.394	.325	6
1985 ST. LOUIS	*.353	152	612	114	*216	26	*18	10	82	1	5	0	34	2	86	56	16	3	.503	.384	9
1986 ST. LOUIS	.256	124	497	65	127	22	7	7	48	0	4	1	37	7	82	19	16	8	.370	.306	3
1987 ST. LOUIS	.285	153	620	76	177	37	11	11	105	1	5	2	24	5	90	16	4	*24	.434	.312	7
1988 ST. LOUIS	.292	137	562	73	164	24	6	3	50	2	3	1	32	5	84	41	6	10	.372	.329	9
1989 ST. LOUIS	.236	58	199	23	47	10	2	3	17	0	1	1	10	0	34	8	6	2	.352	.275	3
Louisville#	.407	8	27	5	11	4	0	0	4	0	2	0	3	1	4	3	0	-	.556	.438	1
1990 ST. LOUIS	*.335	125	501	76	168	32	5	3	62	0	2	1	38	6	86	28	9	9	.437	.382	16
Oakland	.274	29	113	23	31	3	2	0	15	0	0	0	10	0	18	3	0	4	.336	.333	1
1991 San Francisco	.312	131	497	67	155	30	3	4	43	8	2	2	34	3	74	17	9	11	.408	.357	6
Phoenix#	.500	4	10	4	5	1	0	0	1	0	0	0	3	0	1	2	0	0	.600	.615	1
1992 San Francisco	.297	138	474	56	141	20	2	1	36	5	1	1	29	3	88	13	4	7	.354	.339	6
1993 San Francisco	.301	130	475	53	143	28	1	4	46	3	2	1	38	7	67	10	9	12	.389	.353	5
1994 San Francisco	.282	45	156	19	44	3	0	5	23	1	4	0	15	2	24	3	0	8	.397	.337	1
1995 Boston	.285	67	200	32	57	11	3	2	15	5	3	0	9	0	41	5	2	5	.400	.311	3
Pawtucket	.476	5	21	9	10	0	0	0	2	0	0	0	0	0	4	2	0	0	.476	.476	1
1996 ST. LOUIS	.307	123	309	52	95	15	2	5	41	1	1	2	18	2	60	5	2	8	.417	.348	5
1997 ST. LOUIS	.300	122	300	29	90	19	4	3	38	0	1	0	22	2	59	8	2	6	.420	.347	2
1998 ST. LOUIS	.253	120	269	27	68	10	1	3	34	0	3	0	14	5	49	7	2	6	.331	.287	7
1999 ST. LOUIS	.251	132	271	25	68	7	0	0	20	0	2	0	17	3	60	7	4	5	.277	.293	3
<b>MAJOR TOTALS</b>	<b>.295</b>	<b>2201</b>	<b>7649</b>	<b>1010</b>	<b>2254</b>	<b>350</b>	<b>94</b>	<b>79</b>	<b>856</b>	<b>30</b>	<b>46</b>	<b>15</b>	<b>448</b>	<b>58</b>	<b>1238</b>	<b>352</b>	<b>121</b>	<b>157</b>	<b>.396</b>	<b>.333</b>	<b>108</b>

\*Led league.

# Injury Rehabilitation Assignment

MCGEE



## WILLIAM (BILL) RICHARD MUELLER (43) ASSISTANT HITTING COACH

Bill Mueller is in his fourth season as a member of the Cardinals coaching staff and returns in his Assistant Hitting Coach role for a second season after serving as the team's First Base Coach in 2016. Prior to joining the Cardinals, Mueller served as the Chicago Cubs hitting coach in 2014.

This is the third coaching assignment for Mueller, who served as interim hitting coach with the Los Angeles Dodgers during the 2007 season. He also worked in the front office of the Dodgers organization as a special assistant to the general manager from 2008-13.

The switch-hitting infielder was drafted in the 15th round of the 1993 draft by the San Francisco Giants and made his Major League debut for the Giants in 1996.

He played 11 seasons with four different organizations starting with the Giants (1996-2000, 2002), Cubs (2001-02), Red Sox (2003-05) and Dodgers (2006).

Mueller won the 2003 American League batting title with a .326 average. A season later, Mueller was a member of the 2004 World Champion Red Sox club which brought the city its first baseball championship in 86 years by beating the Cardinals. Mueller batted .429 (6-14) for the Red Sox in the 2004 World Series.

Over his playing career, Mueller played in the postseason five times, twice with the Giants in 1997 and 2000 and with the Red Sox from 2003-05, totaling 36 postseason games with a .234 batting average.

Mueller finished his career with a .291 batting average over 1,216 games, smacking 85 home runs with 493 RBI. His .372 on-base percentage as a third baseman ranks 6th since his debut in 1996, trailing only Miguel Cabrera, Chipper Jones, Alex Rodriguez, Ken Caminiti and David Wright.

Mueller, 47, is a native of St. Louis who attended and graduated from DeSmet Jesuit High School in Creve Coeur, before going on to play college baseball at Missouri State University. He and his wife Amy have three children, Lexi, Tucker and Dawson. His name is pronounced: MILL-er.


### MUELLER — COMPLETE RECORD

Year Team	AVG	G	AB	R	H	2B	3B	HR	RBI	SH	SF	HBP	BB	IBB	SO	SB	CS	GDP	SLG	OBP	E
1993 Everett	.300	58	200	31	60	8	2	1	24	6	2	3	42	1	17	13	6	3	.375	.425	10
1994 San Jose	.302	120	431	79	130	20	9	5	72	1	6	3	103	11	47	4	8	15	.425	.435	29
1995 Shreveport	.309	88	330	56	102	16	2	1	39	1	5	4	53	2	36	6	5	9	.379	.406	5
Phoenix	.297	41	172	23	51	13	6	2	19	6	1	0	19	0	31	0	0	7	.477	.365	7
1996 Phoenix	.302	106	440	73	133	14	6	4	36	0	3	1	44	4	40	2	5	11	.389	.365	11
San Francisco	.330	55	200	31	66	15	1	0	19	1	2	1	24	0	26	0	0	1	.415	.401	6
1997 San Francisco	.292	128	390	51	114	26	3	7	44	6	6	3	48	1	71	4	3	10	.428	.369	14
1998 San Francisco	.294	145	534	93	157	27	0	9	59	3	5	1	79	1	83	3	3	12	.395	.383	19
1999 San Francisco	.290	116	414	61	120	24	0	2	36	8	2	3	65	1	52	4	2	11	.362	.388	12
Fresno	.417	3	12	3	5	0	1	0	6	0	1	0	0	0	0	0	0	0	.583	.385	3
2000 San Francisco	.268	153	560	97	150	29	4	10	55	7	6	6	52	0	62	4	2	16	.388	.333	9
2001 Chicago (NL)	.295	70	210	38	62	12	1	6	23	4	3	3	37	3	19	1	1	4	.448	.403	8
Iowa	.423	8	26	3	11	3	0	0	4	0	0	0	1	0	2	0	0	0	.538	.444	0
2002 Chicago (NL)	.266	103	353	51	94	19	4	7	37	4	5	0	51	2	41	0	0	8	.402	.355	6
Iowa	.375	6	16	2	6	1	0	1	5	0	0	0	3	0	1	0	1	0	.625	.474	1
San Francisco	.154	8	13	0	2	0	0	0	1	0	0	0	1	0	1	0	0	1	.154	.214	0
2003 Boston	*.326	146	524	85	171	45	5	19	85	4	6	7	59	2	77	1	4	11	.540	.398	16
2004 Boston	.283	110	399	75	113	27	1	12	57	0	6	4	51	1	56	2	2	8	.446	.365	17
Pawtucket	.308	4	13	1	4	2	0	0	2	0	0	0	2	0	0	0	0	0	.462	.400	1
2005 Boston	.295	150	519	69	153	34	3	10	62	0	6	6	59	3	74	0	0	22	.430	.369	11
2006 Los Angeles (NL)	.252	32	107	12	27	7	0	3	15	0	1	1	17	3	9	1	1	1	.402	.357	8
<b>MAJOR TOTALS</b>	<b>.291</b>	<b>1216</b>	<b>4223</b>	<b>663</b>	<b>1229</b>	<b>265</b>	<b>22</b>	<b>85</b>	<b>493</b>	<b>37</b>	<b>48</b>	<b>35</b>	<b>543</b>	<b>17</b>	<b>571</b>	<b>20</b>	<b>18</b>	<b>105</b>	<b>.425</b>	<b>.373</b>	<b>126</b>

\*Led league.

MUELLER

## JOSÉ MANUEL OQUENDO (11) THIRD-BASE COACH



Oquendo returns to Mike Matheny's coaching staff in 2018 after taking a medical leave of absence for knee surgery prior to the 2016 season. Oquendo spent the 2017 season serving as a special assistant to John Mozeliak and assisting Cardinals minor league players.

Oquendo, who in 2018 will be entering his 17th season as the Cardinals third-base coach, is the longest tenured coach on the Cardinals big-league staff. He joined the club's major league staff in 1999 as bench coach. Upon ending his playing career, he was a field instructor in the Cardinals farm system in 1997 before managing the Redbirds' New Jersey affiliate to a 34-41 finish in 1998.

Oquendo's professional playing career spanned 17 seasons and included big-league duty with the New York Mets (1983-84) and Cardinals (1986-95). Dubbed the "Secret Weapon" during his 10 seasons with the Redbirds, Oquendo established single-season Major League records for the highest fielding percentage (.996) and fewest errors by a second baseman (three) in 1990. He also led the league in fielding in 1989 and compiled a .992 fielding average at second base for his career.

Oquendo batted .286 for the Cardinals' 1987 pennant-winning club and hit a career-high .291 in 1989 while playing in a league-high 163 games. In 1988, Oquendo became the first National League player since 1918 to play all nine positions in one season.

A native of Rio Piedras, Puerto Rico, Oquendo, 54, now makes his home in Stuart, Fla., with his wife, Zenaida, their four children, and granddaughter, Gabriela. He was voted top utility man on the All-Busch Stadium II team in 2005. Oquendo managed the Puerto Rican team in the inaugural World Baseball Classic in 2006 and again in 2009 and was the manager of the victorious World Team during the MLB Futures Game that was played during the 2009 All-Star Week in St. Louis.

### OQUENDO — COMPLETE RECORD

Year	Club	LG	AVG	G	AB	R	H	2B	3B	HR	RBI	BB	SO	SB
1979	Grays Harbor	Nwest	.227	64	220	24	50	8	0	1	14	33	45	9
1980	Lynchburg	Caro	.169	109	301	38	51	10	3	0	26	47	59	14
1981	Lynchburg	Caro	.249	124	393	59	98	8	6	0	38	71	61	38
1982	Tidewater	Int	.214	114	337	40	72	8	3	0	22	41	50	24
1983	Tidewater	Int	.118	13	34	3	4	0	0	0	3	5	6	2
	New York	NL	.213	120	328	29	70	7	0	1	17	19	60	8
1984	New York	NL	.222	81	189	23	42	5	0	0	10	15	26	10
	Tidewater	Int	.159	38	113	8	18	1	0	1	8	5	14	8
1985	Louisville	AmAs	.211	133	384	38	81	8	1	1	30	24	41	13
1986	ST. LOUIS	NL	.297	76	138	20	41	4	1	0	13	15	20	2
1987	ST. LOUIS	NL	.286	116	248	43	71	9	0	1	24	54	29	4
1988	ST. LOUIS	NL	.277	148	451	36	125	10	1	7	46	52	40	4
1989	ST. LOUIS	NL	.291	*163	556	59	162	28	7	1	48	79	59	3
1990	ST. LOUIS	NL	.252	156	469	38	118	17	5	1	37	74	46	1
1991	ST. LOUIS	NL	.240	127	36	37	88	11	4	1	26	67	48	1
1992	ST. LOUIS	NL	.257	14	35	3	9	3	1	0	3	5	3	0
	Louisville**	AmAs	.266	20	64	8	17	2	0	0	6	11	3	0
	Arkansas**	Tex	.429	2	7	3	3	0	0	0	1	0	0	0
1993	ST. LOUIS	NL	.205	46	73	7	15	0	0	0	4	12	8	0
1994	ST. LOUIS	NL	.264	55	129	13	34	2	2	0	9	21	16	1
1995	ST. LOUIS	NL	.209	88	220	31	46	8	3	2	17	35	21	1
<b>MAJOR TOTALS</b>			<b>.256</b>	<b>1190</b>	<b>3202</b>	<b>339</b>	<b>821</b>	<b>104</b>	<b>24</b>	<b>14</b>	<b>254</b>	<b>448</b>	<b>376</b>	<b>35</b>



## MICHAEL (MIKE) SHILDT (83) BENCH COACH

Mike Shildt is entering his second season as a member of the Cardinals Major League coaching staff and will be entering his first season as the team's bench coach. Shildt began the 2017 season as quality control coach before taking over as third-base coach in June.

Shildt has logged eight seasons as a manager in the Cardinals organization, the most recent at the triple-A level with the Memphis Redbirds (2015-16). He has compiled a career managerial record of 471-432 (.522) over his eight seasons, winning league championships in each of his three career playoff appearances.

Shildt served as a coach for the Pacific Coast League All-Star team in 2016 during the Triple-A All-Star Game that was held at BB&T Ballpark in his hometown of Charlotte, N.C.

Sixteen of his players off the Memphis roster made their Major League debuts during the 2015 and 2016 seasons. Shildt won his first league championship at Johnson City in the Appalachian League in 2010 and followed it up with another title in 2011. In his first season at double-A Springfield (2012), Shildt led the Cardinals to a team-record 77 wins and their first Texas League Championship defeating Frisco 3-1 after knocking off Tulsa

3-2 in the opening round. This marked his third consecutive title in his fourth year of managing in the minor leagues.

In 2011, Shildt's Johnson City team set a short-season franchise record with 45 wins, just a year after tying the previous mark of 42. While at Johnson City, Shildt compiled a 124-77 (.617) record over three seasons, averaging 41 wins per season and guided the team to their first championship since 1976. In his first year at the helm of Johnson City (2009), he led the squad to their best record in 13 years (37-30), a year removed from serving as the hitting coach for the squad in 2008.

Shildt began every season from 2004-07 serving as an area scout and player development instructor before moving on to coach for a Cardinals short-season team, first as hitting coach at New Jersey in 2004-05, bench coach in State College in 2006 and position coach for Batavia in 2007.

Shildt earned the George Kissell Award in 2010 after his success at Johnson City as well as serving as the Cardinals Minor League Field and Spring Training Coordinator, a position he held from 2008-11. Shildt managed the Salt River Rafters of the Arizona Fall League to a 19-12 record in 2013, winning their final seven games, and finishing a half-game back of first place in the East Division.

Prior to joining the Cardinals, from 1999-2003, Shildt was an associate scout for the MLB Scouting Bureau and was head varsity coach at West Charlotte High School from 1994-96.

Shildt has five years of collegiate coaching under his belt, working as the hitting coach and recruiting coordinator at both UNC-Charlotte and UNC-Asheville.

Shildt, 49, is a 1991 graduate of UNC-Asheville with a degree in business and currently resides in Matthews, N.C. He was a three-year letterwinner on the Bulldogs baseball team and grew up working for the Orioles double-A team in Charlotte with Cal Ripken, Jr., and Eddie Murray, performing clubhouse detail and working the scoreboard. He is also co-director of a Charlotte-based non-profit organization, Baseball for Life.

### SHILDT — MANAGERIAL RECORD

Year	Club	League	Finish	W	L
2009	Johnson City	Appalachian (R)	2nd (West)	37	30
2010	Johnson City	Appalachian (R)	1st (West)	42	24
2011	Johnson City	Appalachian (R)	1st (West)	45	23
2012	Springfield	Texas (AA)	1st (North)	77	61
2013	Springfield	Texas (AA)	3rd (North)	64	74
2014	Springfield	Texas (AA)	3rd (North)	68	72
2015	Memphis	Pacific Coast (AAA)	2nd (American Southern)	73	71
2016	Memphis	Pacific Coast (AAA)	4th (American Southern)	65	77
<b>MINOR TOTALS</b>				<b>471</b>	<b>432</b>



## LOUIS (LOU) CLARK BROCK (20) SPECIAL INSTRUCTOR



Lou Brock was named a special instructor for the Cardinals on Dec. 9, 1994, to assist with base running and outfield play during spring training.

Brock is the National League career leader with 938 stolen bases (second to Rickey Henderson's 1,406 in baseball history), including an N.L.-record 118 thefts in 1974. He swiped 50 or more bases in 12 straight seasons (1965-76), establishing a major league record, and led the league on eight occasions. In 1967, he became the first player in baseball history with 20 home runs and 50 stolen bases in a season (21 homers, 52 steals). Brock's 3,023 career hits rank 27th on baseball's all-time list through 2017. He was a six-time N.L. All-Star.

Brock played for the Cardinals from 1964 to 1979 after being acquired in a trade with the Chicago Cubs. He was the Redbirds' offensive catalyst in the 1964, 1967 and 1968 World Series with a .391 batting average that ranks as the third-best all-time. Brock holds the Fall Classic record for stolen bases in a single series (7 in both

1967 and 1968), while sharing the mark with 14 career steals.

In 1978, it was announced that the N.L. annual stolen base leader would receive the Lou Brock Award, making Brock the first active player to have an award named after him.

Upon the conclusion of his playing days, Brock's uniform No. 20 was retired by the Cardinals. He was a first-ballot National Baseball Hall of Fame inductee in 1985 and an inaugural member of the Cardinals Hall of Fame in 2014. He was voted the left fielder on the All-Busch Stadium II team in 2005. In 2015, Brock was voted by the fans as a member of Franchise Four, joining Bob Gibson, Rogers Hornsby and Stan Musial as one of the most impactful players who best represented the history of the Cardinals.

Throughout the 2016 season, the Cardinals teamed with St. Louis Mayor Francis Slay and other civic leaders to honor Brock and raise money for children with diabetes. The Cardinals encouraged fans to demonstrate their affection for Brock and celebrate the St. Louis community via social media using the hashtag #STLisLou.

Brock (born June 18, 1939) is the founder and president of Brockworld Products. He worked in the Cardinals' broadcast booth from 1981 to 1984 and subsequently served as a base-running consultant for the Minnesota Twins (1987), Los Angeles Dodgers (1988) and Montreal Expos (1993), helping all three clubs increase their stolen base total over the previous season.

### BROCK — COMPLETE RECORD

Year	Club	AVG.	G	AB	R	H	2B	3B	HR	RBI	BB	SO	SB
1961	St. Cloud	.361	128	501	117	181	33	6	14	82	51	105	38
	Chicago	.091	4	11	1	1	0	0	0	0	1	3	0
1962	Chicago	.263	123	434	73	114	24	7	9	35	35	96	16
1963	Chicago	.258	148	547	79	141	19	11	9	37	31	122	24
1964	Chicago	.251	52	215	30	54	9	2	2	14	13	40	10
	St. Louis	.348	103	419	81	146	21	9	12	44	27	87	33
1965	St. Louis	.288	155	631	107	182	35	8	16	69	45	116	63
1966	St. Louis	.285	156	643	94	183	24	12	15	46	31	134	*74
1967	St. Louis	.299	159	*689	*113	206	32	12	21	76	24	109	*52
1968	St. Louis	.279	159	660	92	184	*46	*14	6	51	46	124	*62
1969	St. Louis	.298	157	665	97	195	33	10	12	47	50	115	*53
1970	St. Louis	.304	155	664	114	202	29	5	13	57	60	99	51
1971	St. Louis	.313	157	640	*126	200	37	7	7	61	76	107	*64
1972	St. Louis	.311	153	621	81	193	29	8	3	42	47	93	*63
1973	St. Louis	.297	160	650	110	193	29	8	7	63	71	112	*70
1974	St. Louis	.306	153	635	105	194	25	7	3	48	61	88	*118
1975	St. Louis	.309	136	528	78	163	27	6	3	47	38	64	56
1976	St. Louis	.301	133	498	73	150	24	5	4	67	35	75	56
1977	St. Louis	.272	141	489	69	133	22	6	2	46	30	74	35
1978	St. Louis	.221	92	298	31	66	9	0	0	12	17	29	17
1979	St. Louis	.304	120	405	56	123	15	4	5	38	23	43	21
<b>MAJOR TOTALS</b>		<b>.293</b>	<b>2616</b>	<b>10332</b>	<b>1610</b>	<b>3023</b>	<b>486</b>	<b>141</b>	<b>149</b>	<b>900</b>	<b>761</b>	<b>1730</b>	<b>938</b>

\* Led league.



## ROBERT (BOB) GIBSON (45) SPECIAL INSTRUCTOR

Bob Gibson is in his 23rd season as special instructor for the Cardinals.

The greatest pitcher – and fiercest competitor – in franchise history, Gibson spent his entire playing career with the Cardinals from 1959 to 1975. He is the Redbirds' career leader with 251 wins and 3,117 strikeouts. Gibson won the National League Cy Young Award in 1968 and 1970. He also was named the N.L. Most Valuable Player in 1968 after setting a major league record for lowest ERA (1.12) for a pitcher with 300 or more innings. He was a nine-time N.L. All-Star and won nine Gold Glove Awards.

Gibson fired a no-hitter against the Pittsburgh Pirates on Aug. 14, 1971, winning 11-0 at Three Rivers Stadium.

In the 1964, 1967 and 1968 World Series, Gibson amassed 92 strikeouts, the second-most in Fall Classic history. His 35 strikeouts against the Detroit Tigers in the 1968 Series still stand as a record, as do his 17 strikeouts in Game 1. He is tied

for second with seven wins and tied for third with eight complete games.

Gibson's uniform No. 45 was retired by the Cardinals upon the conclusion of his playing days. He was a first-ballot National Baseball Hall of Fame inductee in 1981 and an inaugural member of the Cardinals Hall of Fame in 2014. He was selected to the Major League Baseball All-Century team in 1999 and voted the starting pitcher on the All-Busch Stadium II team in 2005. In 2015, Gibson was voted by the fans as a member of Franchise Four, joining Lou Brock, Rogers Hornsby and Stan Musial as one of the most impactful players who best represented the history of the Cardinals.

Gibson (born Nov. 9, 1935) served as pitching coach for the New York Mets in 1981 and the Atlanta Braves from 1982 to 1984 and as bullpen coach for the Cardinals in 1995, all under manager Joe Torre. Gibson and his wife, Wendy, make their home in Bellevue, Neb. His son, Chris, was signed by the Cardinals in 2008 and spent time in the Cardinals and Los Angeles Dodgers minor league systems.

### GIBSON — COMPLETE RECORD

Year	Club	ERA	W-L	G	GS	CG	IP	H	R	ER	BB	SO
1957	Omaha	4.29	2-1	10	4	0	42.0	46	26	20	27	25
	Columbus	3.77	4-3	8	8	2	43.0	36	26	18	34	24
1958	Omaha	3.31	3-4	13	11	2	87.0	79	45	32	39	47
	Rochester	2.45	5-5	20	11	7	103.0	88	35	28	54	75
1959	Omaha	3.07	9-9	24	18	10	135.0	128	59	46	46	98
	St. Louis	3.32	3-5	13	9	2	75.2	77	35	28	39	48
1960	Rochester	2.85	2-3	6	6	3	41.0	33	15	13	17	36
	St. Louis	5.59	3-6	27	6	2	86.2	97	61	54	48	69
1961	St. Louis	3.24	13-12	35	27	10	211.1	186	91	76	*119	166
1962	St. Louis	2.85	15-13	32	30	15	233.2	174	84	74	95	208
1963	St. Louis	3.39	18-9	36	33	14	254.2	224	110	96	96	204
1964	St. Louis	3.01	19-12	40	36	17	287.1	250	106	96	86	245
1965	St. Louis	3.07	20-12	38	36	20	299.0	243	110	102	103	270
1966	St. Louis	2.44	21-12	35	35	20	280.1	210	90	76	78	225
1967	St. Louis	2.98	13-7	24	24	10	175.1	151	62	58	40	147
1968	St. Louis	*1.12	22-9	34	34	*28	304.2	198	49	38	62	*268
1969	St. Louis	2.18	20-13	35	35	28	314.0	251	84	76	95	269
1970	St. Louis	3.12	*23-7	34	34	23	294.0	262	111	102	88	274
1971	St. Louis	3.04	16-13	31	31	20	246.0	215	96	83	76	185
1972	St. Louis	2.46	19-11	34	34	23	278.0	226	83	76	88	208
1973	St. Louis	2.77	12-10	25	25	13	195.0	159	71	60	57	142
1974	St. Louis	3.83	11-13	33	33	9	240.0	236	111	102	104	129
1975	St. Louis	5.04	3-10	22	14	1	109.0	120	66	61	62	60
<b>MAJOR TOTALS</b>		<b>2.91</b>	<b>251-174</b>	<b>528</b>	<b>482</b>	<b>255</b>	<b>3884.2</b>	<b>3279</b>	<b>1420</b>	<b>1258</b>	<b>1336</b>	<b>3117</b>

\* Led league





## ALBERT FRED (RED) SCHOENDIENST (2) SPECIAL ASSISTANT TO THE GENERAL MANAGER



Red Schoendienst, who serves as senior special assistant to the general manager, is in his 67th season with the Cardinals and 76th in professional baseball. The former player (1945-56, 1961-63), coach (1964, 1979-95), manager (1965-76) and interim manager (1980, 1990) has been in his current role since 1996.

Schoendienst was the second baseman on the Cardinals' 1946 World Championship team, and he piloted the Redbirds to a World Series victory over the Boston Red Sox in 1967 and another National League pennant in 1968. He served as a coach on the 1964 and 1982 World Championship squads.

His 12-year tenure as skipper was the longest in Cardinals history until Tony La Russa surpassed him in 2008. Schoendienst ranks second in franchise annals with 1,041 wins.

A 10-time N.L. All-Star who also played for the New York Giants (1956-57) and Milwaukee Braves (1957-60), Schoendienst socked a game-winning home run in the 14th inning of the 1950 Mid-Summer Classic. It marked the switch-hitter's first career homer batting right-handed. Schoendienst later managed the Senior Circuit to victories in 1968 and 1969. Schoendienst amassed 2,449 career hits, including a league-leading 200 in 1957. He either led or tied for the N.L. lead in fielding percentage seven times.


Schoendienst was elected to the National Baseball Hall of Fame in 1989 by the Veterans Committee and was an inaugural member of the Cardinals Hall of Fame in 2014. His uniform No. 2 was retired by the Cardinals in 1996. He was inducted into the Missouri Sports Hall of Fame in 1987.

The 2015 season marked Schoendienst's 70th in Major League Baseball, and the Cardinals honored the milestone with a season-long celebration that encouraged fans to demonstrate their affection for him via social media using the hashtag #LoveRed2.

Schoendienst (born Feb. 2, 1923) coached for the Oakland A's in 1977 and 1978. He was married to the late Mary Schoendienst for 53 years and has four children: Colleen, Cathleen, Eileen and Kevin. During his playing days, Schoendienst competed as a member of the Budweiser national bowling team.

### SCHOENDIENST — COMPLETE RECORD

Year	Club	LG	AVG.	G	AB	R	H	2B	3B	HR	RBI	BB	SO	SB
1942	Albany	Ga-Fla	.269	68	264	41	71	7	5	1	28	-	-	-
1943	Lynchburg	Pied.	.472	9	36	8	17	2	0	0	5	-	-	-
	Rochester	Intl	.337	136	555	81	187	21	5	6	37	38	19	20
1944	Rochester	Intl	.373	25	102	26	38	3	2	21	4	13	1	16
1945	St. Louis	NL	.278	137	565	89	157	22	6	1	47	21	17	26
1946	St. Louis	NL	.281	142	606	94	170	28	5	0	34	37	27	12
1947	St. Louis	NL	.253	151	659	91	167	25	9	3	47	47	27	6
1948	St. Louis	NL	.272	119	408	64	111	21	4	4	36	28	16	1
1949	St. Louis	NL	.297	151	640	102	190	25	2	3	54	51	18	8
1950	St. Louis	NL	.276	153	642	81	177	43	9	7	63	33	32	3
1951	St. Louis	NL	.289	135	553	88	160	32	7	6	54	35	23	0
1952	St. Louis	NL	.303	152	620	91	188	40	7	7	67	42	30	9
1953	St. Louis	NL	.342	146	564	107	193	35	5	15	79	60	23	3
1954	St. Louis	NL	.315	148	610	98	192	38	8	5	79	54	22	4
1955	St. Louis	NL	.268	145	553	68	148	21	3	11	51	54	28	7
1956	St. Louis	NL	.314	40	153	22	48	9	0	0	15	13	5	0
	New York	NL	.296	92	334	39	99	12	3	2	14	28	10	1
1957	New York	NL	.307	60	254	36	78	12	3	9	33	13	6	2
	Milwaukee	NL	.310	90	394	55	122	19	5	6	32	20	9	1
1958	Milwaukee	NL	.262	106	427	47	112	23	1	1	24	31	21	3
1959	Milwaukee	NL	.000	5	3	0	0	0	0	0	0	0	0	0
1960	Milwaukee	NL	.257	68	226	21	58	9	1	1	19	17	13	1
1961	St. Louis	NL	.300	72	120	9	36	9	0	1	12	12	6	1
1962	St. Louis	NL	.301	98	143	21	43	4	0	2	12	9	12	0
1963	St. Louis	NL	.000	6	5	0	0	0	0	0	0	0	1	0
<b>MAJOR TOTALS</b>			<b>.289</b>	<b>2216</b>	<b>8479</b>	<b>1223</b>	<b>2449</b>	<b>427</b>	<b>78</b>	<b>84</b>	<b>773</b>	<b>606</b>	<b>346</b>	<b>89</b>



## NATIONAL BASEBALL HALL OF FAME AND MUSEUM

25 Main Street, Cooperstown, New York 13326  
Phone: (607) 547-7200 Fax: (607) 547-2044

Public Relations: (607) 547-0215

E-mail address: [info@baseballhall.org](mailto:info@baseballhall.org)

Website: [baseballhall.org](http://baseballhall.org)

Summer Hours: Memorial Day Weekend - Labor Day Weekend: 9 a.m. to 9 p.m.

Regular Hours: 9 a.m. to 5 p.m.

Holiday Closings: Thanksgiving Day, Christmas Day, and New Year's Day.

**DIRECTORY:** Jane Forbes Clark (Chairman), Joe Morgan (Vice Chairman), Jeff Idelson (President), Jeff Jones (Senior Vice President of Finance and Administration), Sean Gahagan (Vice President, Retail Merchandising & Licensing), Erik Strohl (Vice President, Exhibitions and Collections), Ken Meifert (Vice President, Sponsorship & Development)

**RESEARCH AND LIBRARY CONTACTS:** Jim Gates (Librarian)

**PR CONTACTS:** Jon Shestakofsky (Vice President, Communications & Education) and Craig Muder (Communications Director)

### HALL OF FAME WEEKEND 2018: July 27-30

**Class of 2018:** Vladimir Guerrero, Trevor Hoffman, Chipper Jones, Jack Morris, Jim Thome, Alan Trammell

**Awards:** Sat. July 28, 4:30 p.m. ET, Doubleday Field

**Induction:** Sun. July 29, 1:30 p.m. ET, Clark Sports Center

### HALL OF FAME CLASSIC 2018: May 25-27

Legends Game and Special Events

**Game:** Sat. May 26, Doubleday Field

For more information, visit [baseballhall.org](http://baseballhall.org)

### CARDINALS IN THE HALL OF FAME

A total of 48 players, managers and executives with ties to the St. Louis Cardinals organization have earned election to the National Baseball Hall of Fame, including 2015 electee John Smoltz, who pitched for the Cardinals in 2009. Sixteen of the 48 spent the majority of their careers in a Cardinals uniform, including Lou Brock, Bob Gibson, Rogers Hornsby, Joe Medwick, Johnny Mize, Stan Musial, Red Schoendienst, Enos Slaughter and Ozzie Smith. For a complete list of St. Louis Cardinals in the Hall of Fame, visit the "Hall of Famers" team pages at [www.baseballhall.org](http://www.baseballhall.org).

### 2011 ST. LOUIS CARDINALS WORLD SERIES ARTIFACTS IN THE HALL OF FAME

- Bat used by Allen Craig to hit the go-ahead home run in Game 7.
- Jersey worn during Chris Carpenter's Game 7 win and a cap from the ace pitcher worn throughout the 2011 postseason.
- Jersey that was torn from Series MVP David Freese's back after hitting a walk-off 11<sup>th</sup> inning home run in Game 6 and Freese's bat from his game-tying ninth inning triple.
- Caps worn by longtime colleagues: manager Tony LaRussa and pitching coach Dave Duncan during the World Series.
- Bat used by Lance Berkman during the World Series.



Jersey worn by  
Yadier Molina on  
Aug. 20, 2017.

### OTHER NOTABLE CARDINALS ARTIFACTS IN COOPERSTOWN

- Jersey worn by Yadier Molina during game in Williamsport, Pa., on Aug. 20, 2017.
- Helmet worn by Matt Holliday when he returned from the disabled list with an emotional pinch-hit home run on Sept. 30, 2016 against the Pirates.
- Bat and batting gloves used by Albert Pujols to record 30<sup>th</sup> homer of 2011 on Aug. 16<sup>th</sup>, making him the first player to hit 30 or more home runs in each of his first 11 seasons.
- Cap worn by manager Tony La Russa's 4,770<sup>th</sup> game on Oct. 1, 2009 and a ball to mark LaRussa passing John McGraw for second place all-time in games managed.
- Cap worn by Adam Wainwright in the first Civil Rights Game on March 31, 2007.
- Jacket worn by manager Tony La Russa throughout the 2006 World Series.
- Cap worn by 2006 World Series MVP David Eckstein throughout the postseason.
- Catcher's mask worn throughout the 2006 postseason by Yadier Molina.
- Bat used by Scott Rolen in the 2006 World Series-clinching victory in Game 5.
- Cap from Tony LaRussa's 2,000<sup>th</sup> career managerial win in 2003.
- Spikes worn by Hall of Famer Lou Brock on Aug. 29, 1977, when he stole his 893<sup>rd</sup> base, breaking Ty Cobb's record.
- National League Most Valuable Player trophy presented to Hall of Famer Stan Musial in 1946.

### A LOOK AHEAD TO 2019

Ballots for the 2019 Hall of Fame/BBWAA election will be distributed following the 2018 season with results from the voting scheduled to be announced in January 2019. A partial list of first-year candidates for election includes: Roy Halladay, Todd Helton, Andy Pettitte and Mariano Rivera. Historical information on past BBWAA elections and the election process can be accessed at [www.baseballhall.org](http://www.baseballhall.org) or by contacting the Hall of Fame Communications department.

### CONNECT TO COOPERSTOWN

- For up-to-the-minute news from Cooperstown, visit at [www.baseballhall.org](http://www.baseballhall.org). Stay up-to-date on all the activity at the Hall of Fame's official site and through social networking on Facebook, Instagram, Twitter and YouTube.
- If you would like to receive interesting stories and timely news items direct from the Hall of Fame and get the inside track on the latest happenings in Cooperstown, sign up for *Inside Pitch*. There's no cost to receive our weekly electronic newsletter in your e-mail box at home or work and it's easy to enroll: Just log on to [www.baseballhall.org/support](http://www.baseballhall.org/support).
- If you have an interest in receiving *Around The Horn*, the Hall's monthly media newsletter, please send an e-mail to [info@baseballhall.org](mailto:info@baseballhall.org). Be sure to include your name, name of organization and e-mail address. Or visit [www.baseballhall.org/media-info](http://www.baseballhall.org/media-info).

### RESEARCH ASSISTANCE

The Hall of Fame is pleased to provide assistance in baseball research and members of the media are encouraged to utilize this valuable baseball resource whenever necessary by calling the Public Relations department at (607) 547-0215, or the Library Reference desk at (607) 547-0330.



# 2018 ST. LOUIS CARDINALS ROSTER

**MANAGER:** Mike Matheny (22)

**COACHES:** Bryan Eversgerd (46), John Mabry (47), Mike Maddux (31), Oliver Marmol (37), Willie McGee (51)

José Oquendo (11), Bill Mueller (23), Mike Shildt (83), Jamie Pogue (94), Kleininger Teran (76)

**INSTRUCTORS:** Red Schoendienst (2), Lou Brock (20), Bob Gibson (45)

No.	Pitchers (22)	B	T	Ht.	Wt.	B-Date	Place of Birth	Residence
67	BOWMAN, MATT	R	R	6-0	185	5-31-91	Chevy Chase, MD	New York, NY
60	BREBBIA, JOHN	L	R	6-1	200	5-30-90	Boston, MA	Smyrna, GA
27	CECIL, BRETT	R	L	6-2	240	7-2-86	Annapolis, MD	Olivette, MO
32	FLAHERTY, JACK	R	R	6-4	225	10-15-95	Burbank, CA	Sherman Oaks, CA
53	GANT, JOHN	R	R	6-4	195	8-6-92	Savannah, GA	Wesley Chapel, FL
68	GOMBER, AUSTIN	L	L	6-5	230	11-23-93	Winter Garden, FL	Windermere, FL
71	GONZALEZ, DERIAN	R	R	6-3	230	1-31-95	Santa Barbara del Zulia, VEN	Santa Barbara del Zulia, VEN
90	GREENE, CONNER	R	R	6-3	185	4-4-95	Santa Monica, CA	Santa Monica, CA
44	GREGERSON, LUKE	L	R	6-3	205	5-14-84	Park Ridge, IL	Chicago, IL
55	LEONE, DOMINIC	R	R	5-11	195	10-26-91	Norwich, CT	Mount Pleasant, SC
77	LUCAS, JOSH	R	R	6-5	210	11-5-90	Lakeland, FL	Johnson City, TN
70	LYONS, TYLER	L	L	6-2	210	2-21-88	Lubbock, TX	Lubbock, TX
18	MARTINEZ, CARLOS	R	R	5-11	200	9-21-91	Puerto Plata, DR	Puerto Plata, DR
59	MAYERS, MIKE	R	R	6-3	225	12-6-91	Grove City, OH	Naples, FL
39	MIKOLAS, MILES	R	R	6-5	220	8-23-88	Jupiter, FL	Jupiter, FL
26	NORRIS, BUD	R	R	6-0	215	3-2-85	Novato, CA	Austin, TX
29	REYES, ALEX	R	R	6-4	230	8-29-94	Elizabeth, NJ	Rahway, NJ
65	SHERRIFF, RYAN	L	L	6-0	195	5-25-90	Culver City, CA	Los Angeles, CA
64	TUIVAILALA, SAM	R	R	6-1	235	10-19-92	San Mateo, CA	San Mateo, CA
52	WACHA, MICHAEL	R	R	6-5	215	7-1-91	Iowa City, IA	Texarkana, TX
50	WAINWRIGHT, ADAM	R	R	6-7	220	8-30-81	Brunswick, GA	St. Simon's Island, GA
7	WEAVER, LUKE	R	R	6-2	175	8-21-93	DeLand, FL	Tallahassee, FL
No.	Catchers (2)	B	T	Ht.	Wt.	B-Date	Place of Birth	Residence
19	KELLY, CARSON	R	R	6-1	220	7-14-94	Chicago, IL	St. Louis, MO
4	MOLINA, YADIER	R	R	5-11	210	7-13-82	Bayamon, PR	Jupiter, FL
No.	Infielders (10)	B	T	Ht.	Wt.	B-Date	Place of Birth	Residence
13	CARPENTER, MATT	L	R	6-3	215	11-26-85	Galveston, TX	Fort Worth, TX
12	DEJONG, PAUL	R	R	6-0	200	8-2-93	Orlando, FL	Hazelhurst, WI
35	GARCIA, GREG	L	R	5-11	200	8-8-89	El Cajon, CA	Santee, CA
3	GYORKO, JEDD	R	R	5-10	200	9-23-88	Morgantown, WV	Morgantown, WV
38	MARTINEZ, JOSÉ	R	R	6-7	230	7-25-88	La Guaira, VEN	La Guaira, VEN
62	MUÑOZ, YAIRO	R	R	6-0	210	1-23-95	Nagua, DR	Nagua, DR
80	SOSA, EDMUNDO	R	R	6-0	198	3-6-96	Panama City, PAN	Panama City, PAN
41	VALERA, BREYVIC	S	R	5-10	185	1-8-92	Montalban, VEN	Montalban, VEN
40	VOIT, LUKE	R	R	6-3	255	2-13-91	Wildwood, MO	Ballwin, MO
16	WONG, KOLTEN	L	R	5-7	185	10-10-90	Hilo, HI	Palm Beach Gardens, FL

ROSTER



**ATHLETIC TRAINER:** Adam Olsen

**HEAD PHYSICIAN:** Dr. George Paletta

**ASSISTANT ATHLETIC TRAINERS:** Chris Conroy, Jeremy Clipperton

**TRAVELING SECRETARY:** C.J. Cherre

**PHYSICAL THERAPIST/PERFORMANCE:** Thomas Knox, Jason Shutt

**EQUIPMENT MANAGERS:** Ernie Moore, Mark Walsh

**STRENGTH/CONDITIONING COACH:** Pete Prinzi

**DIRECTOR OF COMMUNICATIONS:** Brian Bartow

2017 Club	W-L	ERA	G	GS	CG	SHO	SV	IP	H	R	ER	BB	SO	MLServ
ST. LOUIS	3-6	3.99	75	0	0	0	2	58.2	52	29	26	18	46	2.000
ST. LOUIS	0-0	2.44	50	0	0	0	0	51.2	37	15	14	11	51	0.128
Memphis	1-1	1.69	15	1	0	0	3	26.2	16	5	5	5	29	
ST. LOUIS	2-4	3.88	73	0	0	0	1	67.1	67	31	29	16	66	7.152
ST. LOUIS	0-2	6.33	6	5	0	0	0	21.1	23	15	15	10	20	0.031
Memphis	7-2	2.74	15	15	0	0	0	85.1	73	26	26	24	85	
Springfield	7-2	1.42	10	10	0	0	0	63.1	47	10	10	11	62	
ST. LOUIS	0-1	4.67	7	2	0	0	0	17.1	17	9	9	10	11	1.047
Memphis	6-5	3.83	18	18	0	0	0	103.1	109	47	44	25	99	
Springfield	10-7	3.34	26	26	0	0	0	143.0	116	64	53	51	140	0.000
Palm Beach	4-7	4.33	18	15	1	1	0	79.0	78	40	38	30	72	0.000
GCL Cardinals	0-0	3.00	2	2	0	0	0	3.0	5	2	1	0	6	
New Hampshire	5-10	5.29	26	25	0	0	0	132.2	141	86	78	83	92	0.000
Houston	2-3	4.57	65	0	0	0	1	61.0	62	31	31	20	70	9.000
Toronto	3-0	2.56	65	0	0	0	1	70.1	51	22	20	23	81	2.119
Buffalo	0-0	4.50	4	0	0	0	0	4.0	4	2	2	1	4	
ST. LOUIS	0-0	3.68	5	0	0	0	0	7.1	7	3	3	4	7	0.016
Memphis	8-1	3.15	47	0	0	0	17	60.0	58	23	21	12	68	
ST. LOUIS	4-1	2.83	50	0	0	0	3	54.0	39	17	17	20	68	3.070
Memphis#	0-0	2.55	4	4	0	0	0	17.2	17	5	5	3	17	
Springfield#	1-0	3.60	1	1	0	0	0	5.0	3	2	2	0	3	
Peoria#	0-1	6.75	1	1	0	0	0	2.2	4	2	2	0	1	
ST. LOUIS	12-11	3.64	32	32	2	2	0	205.0	179	93	83	71	217	4.073
ST. LOUIS	0-0	11.57	3	0	0	0	0	4.2	8	8	6	4	3	0.038
Memphis	5-6	3.28	31	15	0	0	0	109.2	117	44	40	32	97	
Yomiuri	14-8	2.25	27	27	0	0	0	188.0	162	53	47	23	187	1.037
Los Angeles (AL)	2-6	4.21	60	3	0	0	19	62.0	56	29	29	27	74	8.068
Inland Empire#	0-0	0.00	1	0	0	0	0	1.0	1	0	0	0	3	
DID NOT PITCH - INJURED														1.055
ST. LOUIS	2-1	3.14	13	0	0	0	0	14.1	13	5	5	4	15	0.040
Memphis	5-1	3.19	48	0	0	0	6	53.2	40	22	19	13	47	
ST. LOUIS	3-3	2.55	37	0	0	0	0	42.1	35	12	12	11	34	1.082
Memphis	1-0	1.27	18	0	0	0	6	21.1	13	3	3	3	21	
ST. LOUIS	12-9	4.13	30	30	1	1	0	165.2	170	82	76	55	158	4.062
ST. LOUIS	12-5	5.11	24	23	0	0	0	123.1	140	73	70	45	96	12.027
ST. LOUIS	7-2	3.88	13	10	0	0	0	60.1	59	27	26	17	72	0.112
Memphis	10-2	2.55	15	15	0	0	0	77.2	63	24	22	19	76	

2017 Club	AVG.	G	AB	R	H	2B	3B	HR	RBI	BB	SO	SB	MLServ
ST. LOUIS	.174	34	69	5	12	3	0	0	6	5	11	0	0.102
Memphis	.283	68	244	37	69	13	0	10	41	33	40	0	
ST. LOUIS	.273	136	501	60	137	27	1	18	82	28	74	9	13.123

2017 Club	AVG.	G	AB	R	H	2B	3B	HR	RBI	BB	SO	SB	MLServ
ST. LOUIS	.241	145	497	91	120	31	2	23	69	109	125	2	6.012
ST. LOUIS	.285	108	417	55	119	26	1	25	65	21	124	1	0.127
Memphis	.299	48	177	27	53	9	0	13	34	9	46	0	
ST. LOUIS	.253	133	241	27	61	9	2	2	20	37	64	2	2.083
ST. LOUIS	.272	125	426	52	116	21	2	20	67	47	105	6	4.164
ST. LOUIS	.309	106	272	47	84	13	1	14	46	32	60	4	1.027
Palm Beach#	.333	3	12	4	4	2	0	1	4	2	1	1	
Nashville	.289	65	256	30	74	9	1	7	42	11	46	10	0.000
Midland	.316	47	190	35	60	17	3	6	26	10	35	12	
Springfield	.000	1	4	0	0	0	0	0	0	1	0	0	0.000
Palm Beach	.285	51	193	25	55	10	1	0	14	12	34	3	
GCL Cardinals	.364	6	22	7	8	1	0	1	2	1	2	0	
ST. LOUIS	.100	5	10	0	1	0	0	0	0	1	0	0	0.018
Springfield	.314	117	424	68	133	22	6	8	41	38	34	11	
ST. LOUIS	.246	62	114	18	28	9	0	4	18	7	31	0	0.099
Memphis	.327	74	269	35	88	23	1	13	50	29	53	1	
ST. LOUIS	.285	108	354	55	101	27	3	4	42	41	60	8	4.045
Springfield#	.400	4	15	3	6	2	0	1	4	2	1	0	
Peoria#	.143	3	7	2	1	0	0	1	1	1	1	1	

ROSTER



## 2018 ST. LOUIS CARDINALS ROSTER

No.	Outfielders (6)	B	T	Ht.	Wt.	B-Date	Place of Birth	Residence
48	BADER, HARRISON	R	R	6-0	205	6-3-94	Bronxville, NY	Miami, FL
25	FOWLER, DEXTER	S	R	6-5	205	3-22-86	Atlanta, GA	Las Vegas, NV
74	MERCADO, OSCAR	R	R	6-2	190	12-16-94	Tampa, FL	Tampa, FL
63	O'NEILL, TYLER	R	R	5-11	210	6-22-95	Burnaby, BC, CAN	Burnaby, BC, CAN
23	OZUNA, MARCELL	R	R	6-1	225	11-12-90	Santo Domingo, DR	Santo Domingo, DR
28	PHAM, TOMMY	R	R	6-1	210	3-8-88	Las Vegas, NV	Las Vegas, NV

## NON-ROSTER INVITEES

No.	Pitchers (11)	B	T	Ht.	Wt.	B-Date	Place of Birth	Residence
36	GILMARTIN, SEAN	L	L	6-2	205	5-8-90	Thousand Oaks, CA	Thousand Oaks, CA
58	GUILMET, PRESTON	R	R	6-2	217	7-27-87	Roseville, CA	Marietta, OH
88	HELSEY, RYAN	R	R	6-2	220	7-18-94	Tahlequah, OK	Cookson, OK
89	HICKS, JORDAN	R	R	6-2	205	9-6-96	Houston, TX	Houston, TX
91	HUDSON, DAKOTA	R	R	6-5	215	9-15-94	Dunlap, TN	Dunlap, TN
92	MENDOZA, HECTOR	R	R	6-3	205	3-5-94	Port Au Prince, HT	Port Au Prince, HT
30	MOTTE, JASON	R	R	6-0	205	6-22-82	Port Huron, MI	Memphis, TN
84	PONCEDELEON, DANIEL	R	R	6-3	205	1-16-92	La Mirada, CA	New Smyrna Beach, FL
86	REYES, ARTURO	R	R	5-11	195	4-6-92	Moses Lake, WA	Warden, WA
21	SCHAFFER, JORDAN	L	L	6-0	190	9-4-86	Hammond, IN	Haines City, FL
87	WOODFORD, JAKE	R	R	6-4	215	10-28-96	St. Petersburg, FL	Tampa, FL

No.	Catchers (5)	B	T	Ht.	Wt.	B-Date	Place of Birth	Residence
61	BARON, STEVEN	R	R	6-0	195	12-7-90	Miami, FL	Seattle, WA
93	KNIZNER, ANDREW	R	R	6-1	220	2-3-95	Glen Allen, VA	Richmond, VA
95	MARTINEZ, JEREMY	R	R	5-11	210	12-29-94	Fountain Valley, CA	Playa Vista, CA
96	ORTEGA, DENNIS	R	R	6-2	225	6-11-97	Valencia, VEN	Valencia, VEN
46	PEÑA, FRANCISCO	R	R	6-1	223	10-12-89	Santiago, DR	Boca Raton, FL

No.	Infielders (6)	B	T	Ht.	Wt.	B-Date	Place of Birth	Residence
82	EDMAN, TOMMY	S	R	5-10	180	5-9-95	San Diego, CA	San Diego, CA
54	MEJIA, ALEX	R	R	6-1	205	1-18-91	Sylmar, CA	Calabasas, CA
81	RAVELO, RANGEL	R	R	6-2	220	4-24-92	Havana, Cuba	Hialeah, FL
79	SCHROCK, MAX	L	R	5-9	185	10-12-94	Tacoma, WA	Chapel Hill, NC
66	TOVAR, WILFREDO	R	R	5-8	173	8-11-91	Santa Teresa del Tuy, VEN	Santa Teresa del Tuy, VEN
73	WISDOM, PATRICK	R	R	6-1	220	8-27-91	Murrieta, CA	Seattle, WA

No.	Outfielders (2)	B	T	Ht.	Wt.	B-Date	Place of Birth	Residence
78	AROZARENA, RANDY	R	R	6-0	180	2-28-95	Havana, Cuba	Tijuana, MEX
75	GARCIA, ADOLIS	R	R	6-1	190	3-2-93	Ciego de Avila, Cuba	Ruskin, FL



2017 Club	AVG.	G	AB	R	H	2B	3B	HR	RBI	BB	SO	SB	MLServ
ST. LOUIS	.235	32	85	10	20	3	0	3	10	5	24	2	0.038
Memphis	.283	123	431	74	122	18	1	20	55	34	118	15	
ST. LOUIS	.264	118	420	68	111	22	9	18	64	63	101	7	8.168
Springfield	.287	120	477	76	137	20	4	13	46	32	112	38	0.000
Tacoma	.244	93	349	54	85	21	2	19	56	44	108	9	0.000
Memphis	.253	37	146	23	37	5	1	12	39	10	43	5	
Miami	.312	159	613	93	191	30	2	37	124	64	144	1	4.124
ST. LOUIS	.306	128	444	95	136	22	2	23	73	71	117	25	2.107
Memphis	.283	25	92	17	26	8	0	4	19	13	21	6	

2017 Club	W-L	ERA	G	GS	CG	SHO	SV	IP	H	R	ER	BB	SO	MLServ
New York (NL)	0-0	13.50	2	0	0	0	0	3.1	8	5	5	1	4	1.073
Las Vegas	2-2	7.05	8	8	0	0	0	37.0	52	30	29	14	31	
Memphis	0-1	5.68	8	1	0	0	1	12.2	15	8	8	2	8	
GCL Cardinals#	0-0	4.76	5	5	0	0	0	5.2	3	3	3	0	7	
Yakult	1-1	3.62	28	4	0	0	0	54.2	49	23	22	15	57	0.079
Memphis	0-0	3.60	1	1	0	0	0	5.0	7	2	2	3	5	0.000
Springfield	3-1	2.67	6	6	0	0	0	33.2	25	12	10	15	41	
Palm Beach	8-2	2.69	17	16	1	1	0	93.2	72	30	28	39	91	
Palm Beach	0-1	1.00	8	5	0	0	1	27.0	21	3	3	6	32	0.000
Peoria	8-2	3.35	14	14	0	0	0	78.0	75	36	29	39	63	
Memphis	1-1	4.42	7	7	0	0	0	38.2	36	20	19	15	19	0.000
Springfield	9-4	2.53	18	18	1	0	0	114.0	111	38	32	34	77	
Palm Beach	0-6	5.54	19	0	0	0	0	26.0	29	18	16	11	27	0.000
DSL Cardinals	0-0	2.57	3	0	0	0	0	7.0	2	3	2	5	10	
Atlanta	1-0	3.54	46	0	0	0	0	40.2	28	16	16	20	27	9.017
Gwinnett	1-0	1.23	7	0	0	0	2	7.1	5	1	1	1	7	
Rome	0-0	0.00	1	0	0	0	0	1.0	0	0	0	0	1	
Memphis	2-0	2.17	6	6	0	0	0	29.0	20	7	7	13	25	0.000
Memphis	5-5	4.41	22	6	1	0	1	63.1	63	34	31	17	41	0.000
Palm Beach	1-0	0.00	1	0	0	0	0	2.0	0	0	0	1	1	
GCL Cardinals#	0-1	2.25	4	1	0	0	0	4.0	3	1	1	0	4	
DID NOT PITCH - INJURED													5.024	
Palm Beach	7-6	3.10	23	21	0	0	0	119.0	128	57	41	39	72	0.000

2017 Club	AVG.	G	AB	R	H	2B	3B	HR	RBI	BB	SO	SB	MLServ
Tacoma	.256	54	164	16	42	6	0	2	17	20	42	0	0.027
Arkansas	.196	16	51	2	10	1	0	1	5	4	12	0	
Springfield	.324	51	182	27	59	13	0	4	22	14	27	0	0.000
Peoria	.279	44	179	18	50	10	1	8	29	9	22	1	
Memphis	.333	1	3	4	1	0	0	0	0	2	0	0	0.000
Springfield	.000	1	2	0	0	0	0	0	0	1	0	0	
Palm Beach	.189	60	201	16	38	3	0	0	15	21	26	1	
Peoria	.389	6	18	5	7	1	0	0	0	5	7	0	0.000
State College	.213	39	127	12	27	5	0	0	11	12	23	0	
Baltimore	.500	5	10	3	5	0	0	2	2	0	3	0	1.009
Norfolk	.278	51	180	15	50	13	0	6	18	8	31	1	

2017 Club	AVG.	G	AB	R	H	2B	3B	HR	RBI	BB	SO	SB	MLServ
Springfield	.247	63	219	20	54	12	2	2	26	16	34	5	0.000
Palm Beach	.257	18	70	7	18	2	1	1	11	7	18	0	
Peoria	.284	38	155	24	44	8	5	2	18	15	19	8	
ST. LOUIS	.109	29	46	6	5	0	0	1	3	2	13	0	0.043
Memphis	.335	55	206	25	69	15	0	4	33	14	30	1	
Springfield	.251	63	227	24	57	17	0	3	24	16	36	1	
Memphis	.314	89	306	49	96	25	1	8	41	31	56	1	0.000
Midland	.321	106	417	55	134	19	1	7	46	34	42	4	0.000
Memphis	.253	111	360	44	91	19	0	6	31	27	64	19	0.053
Memphis	.243	127	456	68	111	25	1	31	89	38	149	2	0.000

2017 Club	AVG.	G	AB	R	H	2B	3B	HR	RBI	BB	SO	SB	MLServ
Springfield	.252	51	163	34	41	10	1	3	9	27	34	8	0.000
Palm Beach	.275	70	265	38	73	22	3	8	40	13	53	10	
Memphis	.301	40	136	21	41	11	2	3	10	7	31	3	0.000
Springfield	.285	84	309	43	88	23	0	12	55	26	77	12	

ROSTER



## SELECTED IN THE FIRST-YEAR PLAYER DRAFT (19)

PLAYER	DRAFT YEAR	ROUND	SCHOOL	SIGNING SCOUT
C Yadier Molina	2000	4th	Escuela Superior Maestro Ladi (PR)	Mike Crespo
OF Tommy Pham	2006	16th	Durango (Nev.) High School	Manny Guerra
INF Matt Carpenter	2009	13th	Texas Christian University	Aaron Krawiec
RHP Sam Tuivailala	2010	3rd	Aragon (Calif.) High School	Matt Swanson
INF Greg Garcia	2010	7th	University of Hawaii	Matt Swanson
LHP Tyler Lyons	2010	9th	Oklahoma State University	Aaron Looper
RHP Josh Lucas	2010	21st	Manatee (Fla.) Community College	Charlie Gonzalez
2B Kolten Wong	2011	1st (22nd)	University of Hawaii	Matt Swanson
LHP Ryan Sherriff	2011	28th	West Los Angeles College	Jamal Strong
C Carson Kelly	2012	2nd	Westview (Ore.) High School	Matt Swanson
OF Oscar Mercado	2013	2nd	Gaither (Fla.) High School	Charlie Gonzalez
RHP Mike Mayers	2013	3rd	University of Mississippi	Nick Brannon
RHP Michael Wacha	2012	1st (19th)	Texas A&M University	Ralph Garr
1B Luke Voit	2013	22nd	Missouri State University	Jared Odom
RHP Luke Weaver	2014	1st (27th)	Florida State University	Charlie Gonzalez
RHP Jack Flaherty	2014	1st (34th)	Harvard-Westlake (Calif.) High School	Mike Garciaparra
LHP Austin Gomber	2014	3rd	Florida Atlantic University	Charlie Gonzalez
OF Harrison Bader	2015	3rd	University of Florida	Ty Boyles
INF Paul DeJong	2015	4th	Illinois State University	Tom Lipari

## ACQUIRED VIA TRADE (9)

PLAYER	FROM	TRADE DATE	WITH	FOR
RHP John Gant	Braves	December 1, 2016	RHP Chris Ellis 2B Luke Dykstra	LHP Jaime García
RHP Conner Greene RHP Dominic Leone	Blue Jays	January 19, 2018		OF Randal Grichuk
INF Jedd Gyorko	Padres	December 8, 2015		OF Jon Jay
1B/OF José Martínez	Royals	May 25, 2016		Cash Considerations
INF Yairo Muñoz	Athletics	December 14, 2017	INF Max Schrock	OF Stephen Piscotty
OF Tyler O'Neill	Mariners	July 21, 2017		LHP Marco Gonzales
OF Marcel Ozuna	Marlins	December 14, 2017		RHP Sandy Alcantara OF Magneuris Sierra RHP Zac Gallen LHP Daniel Castano
RHP Adam Wainwright	Braves	December 13, 2003	LHP Ray King RHP Jason Marquis	OF J.D. Drew C Eli Marrero

## NON-DRAFTED FREE AGENT (5)

PLAYER	SIGNING DATE	COUNTRY	SIGNING SCOUT
INF Breyvic Valera	May 13, 2010	Venezuela	Enrique Brito
RHP Carlos Martínez	May 27, 2010	Dominican Republic	Juan Mercado
RHP Derian Gonzalez	September 12, 2012	Dominican Republic	Jose Gonzalez
RHP Alex Reyes	December 3, 2012	Dominican Republic	Rodney Jimenez/Angel Ovalles
INF Edmundo Sosa	July 2, 2012	Panama	Arquimedes Nieto

## FREE AGENT (5)

PLAYER	DATE	SIGNED THROUGH
LHP Brett Cecil	Nov. 21, 2016	2020
OF Dexter Fowler	Dec. 9, 2016	2021
RHP Miles Mikolas	Dec. 12, 2017	2019
RHP Luke Gregerson	Dec. 14, 2017	#2020
RHP Bud Norris	Feb. 13, 2018	2018

# Club Option: 2020

## WAIVER CLAIM (2)

PLAYER	DATE	TEAM
RHP Matt Bowman	Dec. 10, 2015	* Mets
RHP John Brebbia	Dec. 10, 2015	^ Diamondbacks

\* Major League Phase Rule V Draft  
^ Triple-A Phase Rule V Draft

**MATT BOWMAN needs**

- 66 games for 200

**MATT CARPENTER needs**

- 136 games for 1,000
- 3 home runs for 100
- 96 RBI for 500
- 147 hits for 1,000
- 24 walks for 500
- 11 go-ahead RBI for 1000
- 2 game-winning RBI for 50
- 33 doubles for 255  
(T20th on Cardinals all-time, Willie McGee)
- 1 extra base hit for 345  
(T25th Cardinals all-time, Julian Javier)
- 6 home runs at Busch Stadium for 50 (T3rd all-time, Yadier Molina)
- 35 runs at Busch Stadium for 304 (T2nd all-time, Matt Holliday)
- 43 runs at Busch Stadium for 312 (T1st all-time, Albert Pujols)
- 22 walks at Busch Stadium for 252 (T2nd all-time, Matt Holliday)

**BRETT CECIL needs**

- 7 wins for 50
- 26.1 innings pitched for 750.0
- 49 strikeouts for 700

**PAUL DeJONG needs**

- 25 home runs for 50
- 81 hits for 200
- 45 runs for 100
- 48 extra base hits for 100

**DEXTER FOWLER needs**

- 4 home runs for 100
- 9 runs for 700
- 9 triples for 90
- 2 triples at Busch Stadium for 7 (T2nd all-time, 3 others)
- 9 triples at Busch Stadium for 14 (T1st all-time, Matt Carpenter)
- 16 stolen bases for 150
- 52 home runs for 100 in National League
- 8 hits for 1,000 in National League

**LUKE GREGERSON needs**

- 34 saves for 100
- 77 games for 700
- 1.0 inning for 600.0
- 34 saves for 50 in National League

**RANDAL GRICHUK needs**

- 34 home runs for 100
- 28 RBI for 200
- 17 doubles for 100
- 179 hits for 500
- 21 runs for 200
- 7 home runs at Busch Stadium for 44 (T4th all-time, Matt Carpenter)

**JEDD GYORKO needs**

- 1 home runs for 100
- 12 doubles for 100
- 7 runs for 250
- 3 RBI for 300
- 20 walks for 200
- 9 extra base hits for 200
- 85 total bases for 1,000
- 13 home runs at Busch Stadium for 36 (T6th all-time, Carlos Beltran)

**TYLER LYONS needs**

- 30 games for 150
- 47 strikeouts for 300
- 48.1 innings for 300.0

**CARLOS MARTINEZ needs**

- 4 wins for 50
- 28 games for 200
- 17 strikeouts for 700
- 10 games for 150
- 15 quality starts for 75
- 96 strikeouts for 779 (T15th Cardinals all-time, Bill Sherdel)
- 101 strikeouts for 784 (T14th Cardinals all-time, Wild Bill Hallahan)
- 106 strikeouts for 789 (T13th Cardinals all-time, Vinegar Bend Mizell)
- 174 strikeouts for 857 (T12th Cardinals all-time, Harry Brecheen)

**JOSE MARTINEZ needs**

- 11 home runs for 25
- 43 RBI for 100
- 9 hits for 100

**YADIER MOLINA needs**

- 70 hits for 1,800
- 15 doubles for 350
- 15 RBI for 800
- 45 walks for 500
- 123 hits for 1,853 (T9th all-time Cardinals, Curt Flood)
- 125 hits for 1,855 (T8th all-time Cardinals, Ken Boyer)
- 3 doubles for 338 (T10th all-time Cardinals, Ozzie Smith)
- 17 doubles for 352 (T7th all-time Cardinals, Red Schoendienst)
- 29 RBI for 814 (T10th all-time Cardinals, Ozzie Smith)
- 48 games played for 1,795 (T5th all-time Cardinals, Red Schoendienst)
- 73 games played for 1,820 (T4th all-time Cardinals, Enos Slaughter)
- 2 RBI at Busch Stadium for 356 (T1st all-time, Albert Pujols)

**YADIER MOLINA CONTINUED...**

- 29 runs at Busch Stadium for 304 (T2nd all-time, Matt Holliday)

**MARCELL OZUNA needs**

- 4 home runs for 100
- 39 RBI for 400
- 17 hits for 700
- 20 game-winning RBI for 100
- 14 extra base hits for 250

**TOMMY PHAM needs**

- 13 home runs for 50
- 21 stolen bases for 50
- 19 stolen bases at Busch Stadium for 35 (T1st all-time at Busch, Albert Pujols)

**MICHAEL WACHA needs**

- 5 wins for 50
- 29 games started for 150
- 93.1 innings pitched for 750.0
- 16 strikeouts for 600
- 11 quality start for 75
- 68 strikeouts for 652 (T25th all-time Cardinals, Slim Sallee)
- 6 wins at Busch Stadium for 30 (T5th all-time at Busch Stadium, Kyle Lohse)
- 8 wins at Busch Stadium for 32 (T4th all-time at Busch Stadium, Chris Carpenter)
- 51 strikeouts at Busch Stadium for 356 (T4th all-time at Busch Stadium, Chris Carpenter)

**ADAM WAINWRIGHT needs**

- 4 wins for 150
- 6 games for 350
- 108.1 innings pitched for 2,000
- 3 complete games for 25
- 23 games started for 300
- 17 strikeouts for 1,600
- 19 quality starts for 200
- 7 wins for 153 (T4th all-time Cardinals, Bill Sherdel)
- 4 games for 348 (T8th all-time Cardinals, Todd Worrell)

**KOLTEN WONG needs**

- 69 hits for 500
- 23 doubles for 100
- 32 RBI for 200
- 23 stolen bases for 75
- 9 stolen bases at Busch Stadium for 35 (T1st all-time at Busch Stadium, Albert Pujols)

\* RED denotes Cardinals or Busch Stadium Record.





ANNIVERSARIES

**JANUARY**

- 8..... Bruce Sutter (65)  
HOF 2006, Cards HOF 2014
- ..... Breyvic Valera (26)
- 16 .... Daniel Poncedeleon (26)
- 18 .... Alex Mejia (27)
- 23 .... Yairo Muñoz (23)
- 30 .... John Rooney (63)
- 31 .... Derian Gonzalez (23)

**FEBRUARY**

- 2..... Red Schoendienst (95)  
HOF 1989, Cards HOF 2014
- 3..... Andrew Knizner (23)
- 11 .... Bryan Eversgerd (49)
- 13 .... Luke Voit (27)
- 21 .... Tyler Lyons (30)
- 28 .... Randy Arozarena (23)

**MARCH**

- 2..... Adolis Garcia (25)  
Bud Norris (33)
- 5..... Hector Mendoza (24)
- 6..... Edmundo Sosa (22)
- 8..... Tommy Pham (30)
- 17 .... Bill Mueller (47)
- 18 .... Dan McLaughlin (44)
- 22 .... Dexter Fowler (32)

**APRIL**

- 4..... Conner Greene (23)
- 6..... Arturo Reyes (26)
- 10 .... 1st game - Busch Std. III (2006)
- 23 .... Fernando Tatis hit two grand slams in the 3rd inning at Dodger Stadium (1999).
- 24 .... Rangel Ravelo (26)
- 27 .... Chris Carpenter (43)  
Cards HOF 2016

**MAY**

- 2..... Stan Musial hit five home runs in a DH vs. the Giants (1954).
- 8..... Sean Gilmartin (28)
- 9..... Tommy Edman (23)
- 13 .... Stan Musial collected his 3000th career hit with a pinch-double off Mo Drobowsky at Wrigley Field (1958).
- 14 .... Luke Gregerson (34)
- 25 .... Ryan Sherriff (28)
- 30 .... John Brebbia (28)
- 31 .... Matt Bowman (27)

**JUNE**

- 3..... Harrison Bader (24)
- 11 .... Dennis Ortega (21)
- 18 .... Lou Brock (79)  
HOF 1985, Cards HOF 2014
- 22 .... Tyler O'Neill (23)
- 27 .... Jim Edmonds (48)  
Cards HOF 2014

**JULY**

- 1..... Michael Wacha (27)
- 2..... Brett Cecil (32)
- ..... Oliver Marmol (32)
- 4..... José Oquendo (55)
- 13 .... Yadier Molina (36)
- 14 .... Carson Kelly (24)
- 15 .... Mike Shannon (79)  
Cards HOF 2014
- 17 .... Bob Gibson recorded his 3000th career strikeout vs. Cincinnati's Cesar Geronimo (1974).
- 18 .... Ryan Helsley (24)
- ..... Joe Torre (78)  
HOF 2014, Cards HOF 2016
- 21 .... Al Hrabosky (69)
- 23 .... Kleininger Teran (29)
- 25 .... José Martínez (30)
- 27 .... Preston Guilmet (31)
- 30 .... Ricky Horton (59)

**AUGUST**

- 2..... Paul DeJong (25)
- 6..... John Gant (26)
- 8..... Greg Garcia (29)
- 9..... Mike Shildt (50)  
Ted Simmons (69)  
Cards HOF 2015
- 11 .... Wilfredo Tovar (27)
- 13 .... Lou Brock notched his 3000th career hit vs. Chicago (1979).
- 17 .... Jamie Pogue (41)
- 21 .... Luke Weaver (25)
- 23 .... Miles Mikolas (30)
- 27 .... Mike Maddux (57)
- ..... Patrick Wisdom (27)
- 29 .... Alex Reyes (24)
- 30 .... Adam Wainwright (37)

**SEPTEMBER**

- 4..... Jordan Schafer (32)
- 6..... Jordan Hicks (22)
- 7..... Mark Whiten hit four home runs in the second game of a double-header at Cincinnati (1993).
- 15 .... Dakota Hudson (24)
- 21 .... Carlos Martinez (27)
- 22 .... Mike Matheny (48)
- 23 .... Jedd Gyorko (30)
- 27 .... Mark McGwire hit his 70th home run of the season off Montreal's Carl Pavano (1998).
- 29 .... Lou Brock swiped his NL-record 118th base vs. Chicago (1974).

**OCTOBER**

- 1..... Mark McGwire (55)  
Cards HOF 2017
- 4..... Tony La Russa (74)  
HOF 2014, Cards HOF 2014
- 5..... Cardinals Win 1942 World Series
- 9..... Cardinals Win 1934 World Series
- ..... Cardinals Win 1944 World Series
- 10 .... Kolten Wong (28)
- ..... Cardinals Win 1926 World Series
- ..... Cardinals Win 1931 World Series
- 12 .... Francisco Pena (29)
- ..... Max Schrock (24)
- ..... Cardinals Win 1967 World Series
- 15 .... Jack Flaherty (23)
- ..... Cardinals Win 1946 World Series
- ..... Cardinals Win 1964 World Series
- 16 .... Tim McCarver (77)  
Cards HOF 2017
- 17 .... John Mabry (48)
- 19 .... Sam Tuivailala (26)
- 20 .... Cardinals Win 1982 World Series
- 26 .... Dominic Leone (27)
- 27 .... Cardinals Win 2006 World Series
- 28 .... Jacob Woodford (22)
- ..... Cardinals Win 2011 World Series

**NOVEMBER**

- 2..... Willie McGee (60)  
Cards HOF 2014
- 5..... Josh Lucas (28)
- 9..... Bob Gibson (83)  
HOF 1981, Cards HOF 2014
- ..... Whitey Herzog (87)  
HOF 2010, Cards HOF 2014
- ..... Rowan Wick (26)
- 12 .... Marcell Ozuna (28)
- 23 .... Austin Gomber (25)
- 26 .... Matt Carpenter (33)

**DECEMBER**

- 6..... Mike Mayers (27)
- 7..... Steven Baron (28)
- 16 .... Oscar Mercado (24)
- 26 .... Ozzie Smith (64)  
HOF 2002, Cards HOF 2014
- 29 .... Jeremy Martinez (24)



# RANDY AROZARENA

(Ahh-ROW-sa-ray-na)

# 78

HEIGHT	WEIGHT	BATS/THROWS	BIRTH DATE	ML SERVICE
6-0	180	R/R	2/28/95	0.000

**FULL NAME:** Randy Arozarena

**BORN:** Havana, Cuba

**OPENING DAY AGE:** 23

**BECAME CARDINAL:** Signed as a non-drafted free agent, August 1, 2016

**CONTRACT STATUS:** Signed through 2018

**OUTFIELDER (NON-ROSTER)**



## COMPLETE RECORD

Year Team	AVG	G	AB	R	H	2B	3B	HR	RBI	SH	SF	HBP	BB	IBB	SO	SB	CS	GDP	SLG	OBP	E
2014 Pinar del Rio	.077	19	13	6	1	0	0	0	0	1	0	0	6	0	3	0	1	0	.077	.368	0
2015 Pinar del Rio	.291	74	227	49	66	12	4	3	24	6	3	13	36	1	37	15	6	4	.419	.412	2
2016 Tijuana	.100	5	20	3	2	1	0	0	0	0	0	0	2	0	3	0	0	1	.150	.182	0
2017 Palm Beach	.275	70	265	38	73	22	3	8	40	1	4	12	13	0	53	10	4	3	.472	.333	3
Springfield	.252	51	163	34	41	10	1	3	9	1	1	3	27	0	34	8	3	8	.380	.366	0
<b>MINOR TOTALS</b>	<b>.266</b>	<b>121</b>	<b>428</b>	<b>72</b>	<b>114</b>	<b>32</b>	<b>4</b>	<b>11</b>	<b>49</b>	<b>2</b>	<b>5</b>	<b>15</b>	<b>40</b>	<b>0</b>	<b>87</b>	<b>18</b>	<b>7</b>	<b>11</b>	<b>.437</b>	<b>.346</b>	<b>3</b>
<b>MEXICAN TOTALS</b>	<b>.100</b>	<b>5</b>	<b>20</b>	<b>3</b>	<b>2</b>	<b>1</b>	<b>0</b>	<b>0</b>	<b>0</b>	<b>0</b>	<b>0</b>	<b>0</b>	<b>2</b>	<b>0</b>	<b>3</b>	<b>0</b>	<b>0</b>	<b>1</b>	<b>.150</b>	<b>.182</b>	<b>0</b>
<b>CUBAN TOTALS</b>	<b>.279</b>	<b>93</b>	<b>240</b>	<b>55</b>	<b>68</b>	<b>12</b>	<b>4</b>	<b>3</b>	<b>24</b>	<b>7</b>	<b>3</b>	<b>13</b>	<b>42</b>	<b>1</b>	<b>40</b>	<b>15</b>	<b>7</b>	<b>4</b>	<b>.400</b>	<b>.409</b>	<b>2</b>

### 2017

- Named a Florida State League Mid-Season All-Star. Was starting right fielder for the South squad and went 0-for-3 with a run scored.
- Honored as Florida State League Player of the Week (6/5-11) batting .333 (6-18) with 3 HR and 7 RBI.
- Homered in three straight games (6/9-11).
- Had a 12-game hitting streak (5/28-6/13) batting .306 (15-49) during the stretch.
- Ranked among Cardinals minor leaguers in runs (72, 4th), doubles (32, T2nd), triples (4, T9th) and stolen bases (18, 5th).
- Played for Navojoa in the Mexican Pacific Winter League. Led the team in home runs (13), doubles (19), hits (64) and runs (41).

### 2016

- Played in five games for Toros de Tijuana making five starts in centerfield.
- Spent his off-season in the Mexican Pacific Winter Leagues playing in 51 games for Navajoa, leading the team in stolen bases (16), hit by pitch (14) and sacrifice bunts (12).

### AWARDS & HONORS

**Florida State League Mid-Season All-Star**  
2017: Palm Beach (A)

**Florida State League Player of the Week**  
2017: Palm Beach - June 5-11

### 2015

- Played in 74 games for Pinar del Rio in his first full professional season in Cuba.
- Led Pinar del Rio in runs (49), doubles (12), triples (4), stolen bases (15) and hit by pitch (13).

### 2014

- Played his first season of professional baseball for Pinar del Rio in the Cuban National Series as an 18-year old.
- Posted a .368 on-base percentage walking six times in 20 plate appearances and had one base hit. Scored six runs.

### BACKGROUND / PERSONAL

- Resides in Tijuana, Mexico.



# HARRISON BADER

# 48

(BAY-der)

HEIGHT	WEIGHT	BATS/THROWS	BIRTH DATE	ML SERVICE
6-0	205	R/R	6/3/94	0.038

**FULL NAME:** Harrison Joseph Bader  
**BORN:** Bronxville, New York  
**OPENING DAY AGE:** 23 (Turns 24 on June 3)  
**BECAME CARDINAL:** Selected in the 3rd round (100th overall) of the June, 2015 First-Year Player Draft  
**CONTRACT STATUS:** Signed through 2018  
**MLB DEBUT:** July 25, 2017 vs. Colorado

**OUTFIELDER**



## COMPLETE RECORD

Year Team	AVG	G	AB	R	H	2B	3B	HR	RBI	SH	SF	HBP	BB	IBB	SO	SB	CS	GDP	SLG	OBP	E
2015 State College	.379	7	29	6	11	2	0	2	4	0	0	1	0	0	5	2	0	1	.655	.400	0
Peoria	.301	54	206	34	62	11	2	9	28	0	1	6	15	0	44	15	6	4	.505	.364	3
2016 Memphis	.231	49	147	22	34	7	1	3	17	0	0	3	11	0	38	2	3	0	.354	.298	2
Springfield	.283	82	318	48	90	12	4	16	41	0	3	10	25	0	93	11	10	2	.497	.351	2
2017 Memphis	.283	123	431	74	122	18	1	20	55	1	3	10	34	0	118	15	9	3	.469	.347	3
ST. LOUIS	.235	32	85	10	20	3	0	3	10	0	1	1	5	1	24	2	1	1	.376	.283	2
<b>MINOR TOTALS</b>	<b>.282</b>	<b>315</b>	<b>1131</b>	<b>184</b>	<b>319</b>	<b>50</b>	<b>8</b>	<b>50</b>	<b>145</b>	<b>1</b>	<b>7</b>	<b>30</b>	<b>85</b>	<b>0</b>	<b>298</b>	<b>45</b>	<b>28</b>	<b>10</b>	<b>.473</b>	<b>.346</b>	<b>10</b>
<b>MAJOR TOTALS</b>	<b>.235</b>	<b>32</b>	<b>85</b>	<b>10</b>	<b>20</b>	<b>3</b>	<b>0</b>	<b>3</b>	<b>10</b>	<b>0</b>	<b>1</b>	<b>1</b>	<b>5</b>	<b>1</b>	<b>24</b>	<b>2</b>	<b>1</b>	<b>1</b>	<b>.376</b>	<b>.283</b>	<b>2</b>

**Note:** Major League Uniform Numbers Worn: 48 (2017-present)

## REGULAR SEASON FIELDING RECORD

Position	PCT	G	PO	A	E	TC	DP
Outfield	.962	27	49	1	2	52	0

## CAREER NOTES

- Named 2017 Cardinals Minor League Player of the Year.
- Two-time Cardinals Minor League Player of the Month (April 2016 & July 2017).
- Advanced from playing in the College World Series with the University of Florida in 2015 to Triple-A Memphis in 2016.

- Boasts a career minor league batting average of .387 (96-248, 26 HR) against left-handed pitchers that ranks 3rd among minor leaguers from 2015-17.
- Named to the Arizona Fall League All-Prospect Team, AFL Rising Stars Game, Texas League Mid-Season All-Star Game and was Cardinals Minor League Player of the Month for April, all in 2016.



## 2017

- Named 2017 Cardinals Minor League Player of the Year.
- Ranked second among Cardinals minor leaguers in home runs (20) and runs scored (74), and seventh in hits (122) and stolen bases (15).
- Purchased on 7/25 and made his MLB debut that night starting in CF. Scored the game-winning run on a walk-off sac fly by Jedd Gyorko in the bottom of the 9th in a 3-2 win.
- Played and started six games in centerfield (7/25-31) in STL (.286, 6-21) before being optioned back to Memphis until his recall on 9/1.
- Started 20 of 27 games (17 CF/2 LF/1 RF) with St. Louis.
- Hit first Major League homer at SF (8/31) off Johnny Cueto with a two-run shot in the 3rd inning.
- Homered in every other game from 9/1-5.
- Posted a season-high 3 RBI at SD (9/5) going 2-for-5 with a home run.
- Had 7 infield hits among his 20 hits, with a season-high of two at SD (9/7).
- Hit 3 home runs in first 11 MLB games, becoming the first Cardinals player since Jeremy Hazelbaker (2016), one behind Albert Pujols (4, 2001).
- Batted .400 vs. left-handed pitching (8-for-20, 2 HR).
- Knocked in go-ahead run in the bottom of the 8th to complete Cardinals largest comeback of 2017 (6 runs) and eliminate Brewers from postseason consideration (9/30).
- Had 6 multi-hit games in his first 13 MLB games.
- Named Cardinals Minor League Player of the Month for July batting .317 (32-101) with 6 HR, 12 RBI and was 5-for-5 in stolen bases over 21 games.
- Started 111 of 117 games for Memphis (AAA) in centerfield.
- Rated as the No. 8 prospect in the Cardinals organization by *Baseball America*.

## 2016

- Began the season in Springfield (AA) and was promoted to Memphis (AAA) for 49 games from 7/6-8/26.
- Named Cardinals Minor League Player of the Month for April, batting .338 (27-80) with 5 HR and 13 RBI in 20 games.
- Selected to the Texas League Mid-Season All-Star Game North Squad. Was 4-for-5 with a double starting in centerfield, batting lead-off.
- Ran off a 17-game hitting streak (31-74, .419) from 4/27-5/16, tied for the longest in the Texas League.
- Led Springfield with 11 stolen bases and tied for the team lead with 10 hit by pitches.
- Hit two solo home runs and a triple as part of a 4-for-5 game at Tulsa (5/10). Hit two triples at Tulsa (6/22).
- Posted three four-hit games at Springfield (4/27 vs. NW Arkansas, 5/4 at NW Arkansas, 5/10 at Tulsa).
- Ranked among Cardinals minor leaguers in runs (70, 2nd), hits (124, 5th), triples (5, T4th), HR (19, T3rd), RBI (58, 10th)
- Played in 21 games for Glendale in the Arizona Fall League, batting .304 with 2 HR and 16 RBI...ranked among AFL leaders in RBI (T5th), hits (T10th) and batting (12th).

## 2017 SEASON & CAREER HIGHS

**Most Hits:** 3, 7/26 vs. Colorado.  
**Most Runs:** 2, three times. Last: 9/5 at San Diego.  
**Most 2Bs:** 1, three times. Last: 9/10 vs. Pittsburgh.  
**Most HRs:** 1, three times. Last: 9/5 at San Diego.  
**Most RBIs:** 3, 9/5 at San Diego.  
**Most BBs:** 1, five times. Last: 9/26 vs. Chicago Cubs.  
**Most SBs:** 1, twice. Last: 9/14 vs. Cincinnati.  
**Longest Hitting Streak:** 3 games, 9/5-9/7.

## AWARDS & HONORS

**Cardinals Minor League Player of the Year**  
 2017: Memphis (AAA)

**Cardinals Minor League Player of the Month**  
 April 2016: Springfield (AA)  
 July 2017: Memphis (AAA)

**Texas League Mid-Season All-Star**  
 2016: Springfield (AA)

**Arizona Fall League All-Prospect Team**  
 2016: Glendale

**Arizona Fall League Rising Star**  
 2016: Glendale

**Midwest League Player of the Week**  
 8/31/15: Peoria (A)

**NCAA College World Series  
 All-Tournament Team**  
 2015: University of Florida

## CAREER MILESTONES

**Major League Debut**  
 July 25, 2017 vs. Colorado

**First Major League Hit**  
 July 25, 2017 vs. Colorado  
 (9th inning, double, off Jake McGee)

**First Major League Home Run**  
 September 1, 2017 at San Francisco  
 (3rd inning, 2-run HR, off Johnny Cueto)

- Was the starting left fielder and played all three outfield positions in the AFL Rising Stars Game (2-for-5, double, two runs).
- Rated as the No. 7 prospect in the Cardinals organization by *Baseball America*.

**2016**

- Named Midwest League Player of the Week (8/31).
- Hit two home runs in his professional debut with State College (A) at Staten Island (6/30).
- Was 4-for-4 at Cedar Rapids (8/26) with two triples
- Batted .308 (4-13) with three RBI in the Midwest League playoffs.
- Had six outfield assists in Peoria (A), T2nd on the squad despite playing in only 53 games.
- Ranked among Cardinals minor leaguers in batting (.311, 8th), slugging (.523, 2nd) and on base + slugging (.892, 4th)

**BACKGROUND / PERSONAL**

- Played college baseball at the University of Florida (2013-15)... became the 11th player in school history to record 20+ home runs, 100+ RBI and 30+ steals over his career.
- Was the 7th Gator in school history to be named to the NCAA College World Series Tournament Team in 2015.
- Named to the NCAA Gainesville Regional All-Tournament team.
- Hit a lead-off home run against Miami (FL) in the CWS and one in the SEC Championship Game against Vanderbilt.
- Resides in Miami, Florida.





# STEVEN BARON

# 61

HEIGHT	WEIGHT	BATS/THROWS	BIRTH DATE	ML SERVICE
6-0	205	R/R	12/7/90	0.027

**FULL NAME:** Steven Phillip Baron

**BORN:** Miami, Florida

**OPENING DAY AGE:** 27

**BECAME CARDINAL:** Signed as a minor league free agent, December 1, 2017

**CONTRACT STATUS:** Signed through 2018

**MLB DEBUT:** September 9, 2015 vs. Texas

**CATCHER (NON-ROSTER)**



## COMPLETE RECORD

Year Team	AVG	G	AB	R	H	2B	3B	HR	RBI	SH	SF	HBP	BB	IBB	SO	SB	CS	GDP	SLG	OBP	E
2009 Pulaski	.179	30	106	12	19	6	0	2	13	0	1	2	7	1	38	0	0	1	.292	.241	5
2010 Clinton	.182	45	154	10	28	3	0	1	14	1	2	0	10	0	47	1	1	1	.221	.229	11
Everett	.253	53	198	18	50	12	2	3	22	3	0	2	6	0	60	1	0	4	.379	.282	3
2011 Clinton	.197	57	198	17	39	13	0	4	20	1	1	2	17	0	49	6	3	5	.323	.266	7
High Desert	.188	5	16	3	3	1	0	0	1	1	1	0	1	0	6	0	0	1	.250	.222	0
2012 Clinton	.241	64	249	29	60	18	2	4	30	3	4	2	13	1	49	10	1	5	.378	.280	7
2013 High Desert	.208	86	331	31	69	18	5	5	47	1	3	0	18	0	93	7	0	9	.338	.247	7
2014 High Desert	.254	39	142	18	36	10	1	1	23	0	4	3	10	0	27	3	1	1	.359	.308	8
Jackson	.275	21	69	5	19	4	1	0	6	0	0	0	7	0	12	1	1	3	.362	.342	1
2015 Jackson	.243	35	107	17	26	5	1	0	13	1	0	0	20	1	27	3	0	4	.308	.362	2
Tacoma	.277	53	184	27	51	12	0	3	20	1	1	1	10	0	38	4	1	8	.391	.316	3
Seattle	.000	4	11	0	0	0	0	0	0	0	0	0	0	0	2	0	0	2	.000	.000	0
2016 Jackson	.280	66	232	35	65	7	1	3	22	1	0	2	34	0	54	3	1	6	.358	.377	4
Tacoma	.000	1	0	0	0	0	0	0	0	0	0	0	0	0	0	0	0	0	.000	.000	0
2017 Tacoma	.256	54	164	16	42	6	0	2	17	1	1	1	20	0	42	0	0	6	.329	.339	2
Arkansas	.196	16	51	2	10	1	0	1	5	0	0	2	4	0	12	0	0	3	.275	.281	0
<b>MINOR TOTALS</b>	<b>.235</b>	<b>625</b>	<b>2201</b>	<b>240</b>	<b>517</b>	<b>116</b>	<b>13</b>	<b>29</b>	<b>253</b>	<b>14</b>	<b>18</b>	<b>17</b>	<b>177</b>	<b>3</b>	<b>554</b>	<b>39</b>	<b>9</b>	<b>57</b>	<b>.339</b>	<b>.295</b>	<b>60</b>
<b>MAJOR TOTALS</b>	<b>.000</b>	<b>4</b>	<b>11</b>	<b>0</b>	<b>0</b>	<b>0</b>	<b>0</b>	<b>0</b>	<b>0</b>	<b>0</b>	<b>0</b>	<b>0</b>	<b>0</b>	<b>0</b>	<b>2</b>	<b>0</b>	<b>0</b>	<b>2</b>	<b>.000</b>	<b>.000</b>	<b>0</b>

**Note:** Major League Uniform Numbers Worn: 10 (2015)

## REGULAR SEASON FIELDING RECORD

Position	PCT	G	PO	A	E	TC	DP	PB	CS	ATT	PCT	P-OFF
Catcher	1.000	4	34	1	0	35	0	0	0	2	0.0%	0

## CAREER TRANSACTIONS

- Selected by the Seattle Mariners in the supplemental first round (33rd overall) of the June, 2009 First-Year Player Draft.
- Signed by the Seattle Mariners as a minor league free agent, November 18, 2016.
- Signed by the St. Louis Cardinals as a minor league free agent, December 1, 2017.

**CAREER NOTES**

- Caught a shutout in his Major League debut, a one-hitter with 13 strikeouts vs. Texas (9/9/2015). He became the first Mariners catcher to catch a shutout in his MLB debut and the 3rd catcher in MLB history to catch a 9.0-inning one-hitter in his MLB debut.
- Has thrown out 40.3% (279 CS/693 SB ATT) of attempted base stealers throughout his minor league career.
- Led all minor leaguers in catcher caught stealing in his first full season of professional baseball between Clinton (A) and Everett (SS-A) in 2010 nailing 45.6% (63 CS/138 SB ATT).
- Finished four minor league seasons on the disabled list (2011, 2012, 2014, 2016).

**2017**

- Threw out 29.0% (18 SB/62 SB ATT) of attempted base stealers between Tacoma (AAA) and Arkansas (AA).

**2016**

- Placed on the 7-day disabled list with a right shoulder rotator cuff strain (8/16-end of season).
- Threw out 28.8% (19 SB/66 SB ATT) of attempted base stealers.
- Reached base safely in 24 straight home games in Jackson (AA), ranking as the 4th-longest streak in the Southern League (.452 OBP).
- Posted career-high 34 walks and a .377 on-base pct.

**2015**

- Purchased from Tacoma (AAA) on 9/8 and made his Major League debut the next day against the Rangers.
- Caught a shutout in his Major League debut vs. TEX (9/9) becoming the first Mariners catcher in team history to accomplish the feat. Was a combined effort by Vidal Nuno (7 IP), Danny Farquhar (1 IP) and Carson Smith (1 IP), to hold the Rangers to one hit with 13 strikeouts.
- Was the 3rd catcher in MLB history to catch a 9.0-inning one-hitter in his MLB debut joining the Red Sox Russ Gibson (4/14/1967 at NYY) and the Pirates' Walter Schmidt (4/13/1916 at STL).
- Threw out 25.0% (8 SB/32 SB ATT) of attempted base stealers in the minor leagues and was 0-for-2 in catching stolen base attempts with Seattle.

**2014**

- Threw out 45.5% (30 SB/66 SB ATT) of attempted base stealers.
- Finished the season on the disabled list with a strained right hamstring (8/18-end of season).

**2013**

- Posted career highs with five home runs and 47 RBI during his 86 games played in High Desert (A). Raced out a career-high five triples, ranking T3rd on the team.
- Threw out 40.7% (44 SB/108 SB ATT) of attempted base stealers. Ranked 2nd among California League catchers in caught stealing percentage.
- Tied his career-high with a 4 RBI game vs. Lancaster (8/9) going 3-for-7 with a double and a triple in a game High Desert won 30-8.

**AWARDS & HONORS**

**Northwest League Post-Season All-Star**  
2010: Everett (SS-A)

**Northwest League Championship**  
2010: Everett (SS-A)

**CAREER MILESTONES**

**Major League Debut**  
September 9, 2015 vs. Texas

**2012**

- Established a career-high with 4 RBI at Burlington (5/28) as part of a 4-for-5 game with a double.
- Threw out 47.7% (31 SB/65 SB ATT) of attempted base stealers. Would have led the Midwest League in caught stealing percentage, but did not qualify.
- Stole a career-high 10 bases (10 SB/11 ATT).
- Was placed on the 7-day disabled list with a right elbow sprain (7/6-end of season).

**2011**

- Had three stints on the 7-day disabled list with a right hand contusion (6/15-24), left wrist sprain (7/2-8/21) and right shin infection (8/27-end of season).
- Threw out 44.4% (40 SB/90 SB ATT) of attempted base stealers.

**2010**

- Played in a career-high 98 games, starting 95 at catcher between Clinton (A) and Everett (SS-A) in his first full professional season.
- Threw out 45.6% (63 SB/138 SB ATT) of attempted base stealers on the season. The 63 catcher caught stealing led all of Minor League Baseball.
- Rapped out a career-high 78 hits during the season with 50 at Everett and 28 at Clinton.
- Was named to the Northwest League Post-Season All-Star team.
- Played in five games during the Northwest League playoffs and batted .300 (6-20) with two doubles and a walk. Ranked T3rd in hits (6) and doubles (2) among playoff participants.

**2009**

- Threw out 53.8% (14 SB/26 SB ATT) of attempted base stealers.

**BACKGROUND / PERSONAL**

- Graduated and played high school baseball at John A. Ferguson High School in Miami, Fla. Is the only Major League Baseball player to come from Ferguson HS.
- Resides in Miami, Florida.



# MATT BOWMAN

(BO-man)

# 67

HEIGHT	WEIGHT	BATS/THROWS	BIRTH DATE	ML SERVICE
6-0	185	R/R	5/31/91	2.000

**FULL NAME:** Matthew Chou Bowman

**BORN:** Chevy Chase, Maryland

**OPENING DAY AGE:** 26 (Turns 27 on May 31)

**BECAME CARDINAL:** Acquired from the New York Mets in the Major League phase of the Rule 5 Draft, December 10, 2015

**CONTRACT STATUS:** Signed through 2018

**MLB DEBUT:** April 6, 2016 at Pittsburgh

**PITCHER**



## COMPLETE RECORD

Year Team	W-L	ERA	G	GS	CG	GF	SHO	SV	IP	H	R	ER	HR	HBP	BB	IBB	SO	WP	BK	BA
2012 Brooklyn	2-2	2.45	12	1	0	0	4	3	29.1	26	9	8	1	1	2	0	30	1	0	.239
2013 Savannah	4-0	2.64	5	5	0	0	0	0	30.2	28	9	9	0	1	4	0	26	2	0	.237
St. Lucie	6-4	3.18	16	16	0	0	0	0	96.1	83	36	34	8	4	31	0	90	13	1	.232
2014 Binghamton	7-6	3.11	17	17	0	0	0	0	98.1	102	45	34	7	4	27	1	92	3	0	.266
Las Vegas	3-2	3.47	7	6	0	0	0	0	36.1	38	15	14	1	0	9	0	32	0	0	.268
2015 Las Vegas	7-16*	5.53	28	26	2	1	1	0	140.0	184	97	86	15	2	51	1	77	8	1	.319
2016 ST. LOUIS	2-5	3.46	59	0	0	12	0	0	67.2	59	31	26	4	1	20	2	52	0	0	.229
2017 ST. LOUIS	3-6	3.99	75	0	0	10	0	2	58.2	52	29	26	4	5	18	2	46	1	0	.239
<b>MINOR TOTALS</b>	<b>29-30</b>	<b>3.86</b>	<b>85</b>	<b>71</b>	<b>2</b>	<b>1</b>	<b>5</b>	<b>3</b>	<b>431.0</b>	<b>461</b>	<b>211</b>	<b>185</b>	<b>32</b>	<b>12</b>	<b>124</b>	<b>2</b>	<b>347</b>	<b>27</b>	<b>2</b>	<b>.273</b>
<b>MAJOR TOTALS</b>	<b>5-11</b>	<b>3.70</b>	<b>134</b>	<b>0</b>	<b>0</b>	<b>22</b>	<b>0</b>	<b>2</b>	<b>126.1</b>	<b>111</b>	<b>60</b>	<b>52</b>	<b>8</b>	<b>6</b>	<b>38</b>	<b>4</b>	<b>98</b>	<b>1</b>	<b>0</b>	<b>.233</b>

\*Led League

**Note:** Major League Uniform Numbers Worn: 67 (2016-present)

## REGULAR SEASON FIELDING RECORD

Position	PCT	G	PO	A	E	TC	DP
Pitcher	.933	134	11	31	3	45	3

## REGULAR SEASON BATTING RECORD

Year Team	AVG	G	AB	R	H	2B	3B	HR	RBI	SH	SF	HBP	BB	IBB	SO	SB	CS	GDP	SLG	OBP	E
2017 ST. LOUIS	.000	76	0	0	0	0	0	0	0	1	0	0	0	0	0	0	0	0	.000	.000	1
<b>MAJOR TOTALS</b>	<b>.000</b>	<b>135</b>	<b>1</b>	<b>0</b>	<b>0</b>	<b>0</b>	<b>0</b>	<b>0</b>	<b>0</b>	<b>2</b>	<b>0</b>	<b>0</b>	<b>0</b>	<b>0</b>	<b>1</b>	<b>0</b>	<b>0</b>	<b>0</b>	<b>.000</b>	<b>.000</b>	<b>3</b>

## CAREER TRANSACTIONS

- Selected by the New York Mets in the 13th round (410th overall) of the June, 2012 First-Year Player Draft.
- Selected by the St. Louis Cardinals from the New York Mets in the Major League phase of the Rule V Draft, December 10, 2015.





## 2017 SEASON HIGHS

**Most IP:** 1.2, twice. Last: 6/2 at Chicago Cubs.  
**Most Strikeouts:** 3, twice. Last: 6/9 vs. Philadelphia.  
**Most Walks:** 2, twice. Last: 8/18 at Pittsburgh.  
**Most Runs Allowed:** 4, 5/28 at Colorado.  
**Most Earned Runs Allowed:** 4, 5/28 at Colorado.  
**Most Hits Allowed:** 3, five times. Last: 8/15 at Boston.  
**Most HRs Allowed:** 1, four times. Last: 7/25 vs. Colorado.  
**Longest Winning Streak:** 1 game, three times. Last: 8/9.  
**Longest Losing Streak:** 3 games, 5/4-6/27.  
**Longest Scoreless Streak:** 9.2 IP, 4/4-23.

## CAREER HIGHS

**Most IP:** 3.2, 5/22/16 vs. Arizona.  
**Most Strikeouts:** 3, four times. Last: 6/9/17 vs. Philadelphia.  
**Most Walks:** 3, 8/30/16 at Milwaukee.  
**Most Runs Allowed:** 4, three times. Last: 5/28/17 at Colorado.  
**Most Earned Runs Allowed:** 4, twice. Last: 5/28/17 at Colorado.  
**Most Hits Allowed:** 4, twice. Last: 9/6/16 at Pittsburgh.  
**Most HRs Allowed:** 1, eight times. Last: 7/25/17 vs. Colorado.  
**Longest Winning Streak:** 1 game, several times. Last: 8/9/17.  
**Longest Losing Streak:** 3 games, twice. Last: 5/4-6/27/17.  
**Longest Scoreless Streak:** 19.2 IP, 9/10/16-4/23/17.

## CAREER NOTES

- Pitched on consecutive days 25 times over the 2016-17 seasons, ranking 2nd among Cardinals relievers.
- Ranks 7th among National League relievers in 2016-17 with a 59.5 ground ball pct.
- His 2.94 ground ball/fly ball ratio ranked 7th among N.L. relievers over the past two seasons.
- Induced 15 double plays in 2016-17, T7th-most among N.L. relievers.
- His professional season high 59 appearances as a rookie in 2016 were the 2nd-most by a 2015 MLB Rule 5 Draft Pick (Joe Biagini, Toronto, 60) and the most by a Cardinals Rule 5 Draft Pick in the season immediately following his selection.

## 2017

- Led the Cardinals with a career-high 75 appearances, ranking T3rd in the National League.
- Became the 7th Cardinals pitcher (9th instance) to appear in 70 games at age 26 or younger.
- Pitched on consecutive days 16 times with two instances pitching 3 straight days (7/20-22 & 8/9-11).
- Did not surrender a home run from 7/27 through the end of the season (25 app./77 TBF).
- Induced 7 GIDP to lead Cardinals relievers and lead STL relievers with a 56.3 ground ball pct.
- Did not allow a run in his first 10 appearances (4/4-23) of the season, extending a streak from the 2016 season to a career-high 19.2 innings.
- Struck out a season-high three batters twice (5/23 at LAD & 6/9 vs. PHI).
- Earned his first MLB save vs. WSH (7/1) striking out rookie Adrian Sanchez in his first MLB at-bat, coming with the bases loaded in the 9th inning.
- Earned two saves on the season (also 8/11 vs. ATL).
- Led the Cardinals with 23 Holds and ranked T5th in the National League.
- Inherited 51 runners, ranking 2nd in the N.L. and had a 29.4% inherited runners scored pct.
- Pitched a season-high 1.2 innings twice (5/23 at LAD & 6/2 at CHI)...made four appearances of four outs or more and had 19 appearances of one out or less.
- Earned relief wins vs. TOR (4/27-G1), at CHI (7/21) and vs. KC (8/9).

## AWARDS &amp; HONORS

**Pacific Coast League Pitcher of the Week**  
 2015: Las Vegas (AAA) - July 21-27

**Florida State League Post-Season All-Star**  
 2013: St. Lucie (A)

## CAREER MILESTONES

**Major League Debut**  
 April 6, 2016 at Pittsburgh

**First Major League Win**  
 June 8, 2016 at Cincinnati

**First Major League Save**  
 July 1, 2017 vs. Washington

**First Career Strikeout**  
 April 6, 2016 at Pittsburgh  
 (7th inning, Francisco Cervelli, swinging)

- Made 12 appearances vs. CHI, the most by any pitcher vs. the Cubs in 2017, and the most since Randy Choate (STL) appeared in 12 vs. CHI in 2013 (and by a RHP since Kent Tekulve appeared in a record 15 in 1987 w/PHI).

## 2016

- Rule 5 pick spent his first full season in the Majors and appeared in a professional season high 59 games (28 games in 2015 with Triple-A Las Vegas (NYM)).
- His 59 appearances were the 2nd-most by a 2015 MLB Rule 5 Draft Pick (Joe Biagini, TOR, 60) and the most by a Cardinals Rule 5 Draft Pick in the season immediately following his selection.
- Ranked 6th among National League relievers with a 62.1 ground ball pct. His 4.00 ground ball/fly ball ratio ranked 4th among N.L. relievers.
- Recorded a team-high 17 multi-inning appearances.
- Ranked T6th among MLB rookie relievers in innings (67.2) and T11th in appearances (59).



- Induced 8 double plays, T10th-most among N.L. relievers.
- Pitched a season-high 3.2 innings on 5/22 vs. ARI. Recorded 13 appearances of 2.0 innings or more, 10 of those allowing zero runs.
- Picked up his 1st Major League win on 6/8 at CIN, pitching just one-third of an inning and striking out lone batter in the 5th inning with the tying run at second base.
- Had an outstanding July making 13 appearances covering 15.1 IP, a 1.76 ERA and did not allow a home run.
- Struck out a season-high three batters twice (7/29 at MIA & 9/29 vs. CIN).
- Stranded the bases loaded on three occasions (7/24 vs. LAD, 8/17 at HOU & 9/2 at CIN).
- Posted a positive reverse split holding left-handed batters to a .178 average (16-90) with only 1 HR.

## 2015

- Threw a career-high 140.0 innings, leading Las Vegas (AAA) in that category.
- Led the Pacific Coast League with 16 losses among his 23 decisions (7-16).
- Led the 51s and ranked T4th in the PCL with 19 double plays induced, eight more than his previous single-season high.
- Threw a two-hit shutout vs. Fresno (7/21), striking out six and throwing 114 pitches over the 9.0 innings with three double plays induced.
- Posted a ground-ball percentage of 63%, and the second-best ground-out/fly-out ratio in Triple-A (2.23).
- Made 10 starts of 6.0 or more innings, including five quality starts.

## 2014

- Spent the majority of the year with Binghamton (AA) of the Eastern League.
- Made seven appearances, six starts for Las Vegas (AAA) of the Pacific Coast League in July and August.
- Combined was 10-8 in 24 games (23 games started) with a 3.21 ERA.
- Made one relief appearance tossing one-third of an inning in his final outing of the season at Albuquerque (8/31).
- Was 3-0 with a 1.04 ERA in three April starts; gave up two earned runs on 12 hits with five walks and 17 strikeouts in 17.1 innings...had three double figure strikeout games.
- Fanned 11 vs. New Hampshire (4/17), before striking out 12 at New Hampshire (5/16) and New Britain (5/31).
- Pitched a season-high 7.1 innings at Iowa (8/15).
- On the year, he went 7.0 innings eight other times.
- Eastern League opponents hit .179 (7-39) with two extra-base hits with runners in scoring position and two outs.

## 2016-17 CARDINALS RELIEF PITCHERS GROUND INTO DOUBLE PLAYS INDUCED

Rank		GIDP
1.	<b>MATT BOWMAN</b>	<b>15</b>
2.	Tyler Lyons	12
3.	Kevin Siegrist	9
4.	Seung-Hwan Oh	6
5.	Brett Cecil	5
	Trevor Rosenthal	5

## 2013

- Was a combined 10-4 with a 3.05 ERA in 21 starts with Savannah (A) of the South Atlantic League and St. Lucie (A) of the Florida State League.
- Ranked 4th among Mets minor leaguers with 10 wins.

## 2012

- Appeared in 12 games making one start for Brooklyn (SS-A).
- Was 2-2 with three saves and a 2.84 ERA as a reliever.
- Threw 4.0 scoreless innings in his lone start at Tri-City (8/16).
- Struck out five over 2.0 scoreless innings in his professional debut, earning a save.
- Allowed only four extra base hits among his 26 hits allowed.
- Made one appearance in the New York-Penn League playoffs, tossing two scoreless innings, walking three, and striking out three.

## BACKGROUND / PERSONAL

- Played collegiate baseball and graduated from Princeton University.
- Was the starting shortstop and moved into the starting rotation over three years. Posted a 7-13 record with 3.27 ERA in 129.1 innings, while batting .296 with 2 HR and 40 RBI over a three-year career.
- Was Princeton's Opening Day starting pitcher at LSU in 2011.
- Earned All-Ivy League Honorable Mention his junior year, and was also named academic All-Ivy League.
- Graduated from St. Albans High School in Washington D.C., and was a two-sport star lettering in baseball and soccer.
- Resides in New York, New York.



# JOHN BREBBIA

(breh-be-ah)

# 60

HEIGHT	WEIGHT	BATS/THROWS	BIRTH DATE	ML SERVICE
6-1	200	L/R	5/30/90	0.128

**FULL NAME:** John Fulboam Brebbia  
**BORN:** Boston, Massachusetts  
**OPENING DAY AGE:** 27 (Turns 28 on May 30)  
**BECAME CARDINAL:** Selected by the Cardinals from the Arizona Diamondbacks in the Triple-A phase of the 2015 Rule 5 Draft, December 10, 2015  
**CONTRACT STATUS:** Signed through 2018  
**MLB DEBUT:** May 28, 2017 at Colorado.



## PITCHER

## COMPLETE RECORD

Year Team	W-L	ERA	G	GS	CG	GF	SHO	SV	IP	H	R	ER	HR	HBP	BB	IBB	SO	WP	BK	BA
2011 Staten Island	0-1	0.00	5	0	0	0	0	0	8.0	5	3	0	1	0	0	0	8	0	0	.172
2012 Charleston-SC	3-1	2.96	29	0	0	14	0	2	51.2	55	17	17	4	2	18	1	53	0	0	.281
2013 Tampa	0-3	3.98	16	0	0	5	0	0	31.2	33	16	14	2	2	12	1	20	0	0	.258
Charleston-SC	0-2	4.14	18	0	0	7	0	1	37.0	40	19	17	2	1	4	0	29	1	0	.272
2014 Sioux Falls (Ind.)	3-2	3.31	34	5	0	8	0	1	65.1	63	28	24	2	2	22	2	76	6	1	---
2015 Laredo (Ind.)	7-2	0.98	51	0	0	42	0	19	64.1	34	12	7	2	4	15	2	79	2	0	---
2016 Springfield	3-2	4.06	24	0	0	6	0	2	37.2	41	17	17	6	3	6	0	38	1	0	.273
Memphis	2-3	6.23	19	0	0	6	0	0	30.1	41	22	21	3	4	13	0	30	1	0	.323
2017 Memphis	1-1	1.69	15	1	0	5	0	3	26.2	16	5	5	2	1	5	0	29	1	0	.172
ST. LOUIS	0-0	2.44	50	0	0	13	0	0	51.2	37	15	14	8	5	11	3	51	2	0	.193
<b>MINOR TOTALS</b>	<b>9-13</b>	<b>3.67</b>	<b>126</b>	<b>1</b>	<b>0</b>	<b>43</b>	<b>0</b>	<b>8</b>	<b>223.0</b>	<b>231</b>	<b>99</b>	<b>91</b>	<b>20</b>	<b>13</b>	<b>58</b>	<b>2</b>	<b>207</b>	<b>4</b>	<b>0</b>	<b>.266</b>
<b>MAJOR TOTALS</b>	<b>0-0</b>	<b>2.44</b>	<b>50</b>	<b>0</b>	<b>0</b>	<b>13</b>	<b>0</b>	<b>0</b>	<b>51.2</b>	<b>37</b>	<b>15</b>	<b>14</b>	<b>8</b>	<b>5</b>	<b>11</b>	<b>3</b>	<b>51</b>	<b>2</b>	<b>0</b>	<b>.193</b>
<b>INDEPENDENT TOTALS</b>	<b>10-4</b>	<b>2.15</b>	<b>85</b>	<b>5</b>	<b>0</b>	<b>50</b>	<b>0</b>	<b>20</b>	<b>129.2</b>	<b>97</b>	<b>40</b>	<b>31</b>	<b>4</b>	<b>6</b>	<b>37</b>	<b>4</b>	<b>155</b>	<b>8</b>	<b>1</b>	<b>---</b>

Note: Major League Uniform Numbers Worn: 60 (2017-present)

## REGULAR SEASON FIELDING RECORD

Position	PCT	G	PO	A	E	TC	DP
Pitcher	1.000	50	1	5	0	6	0

## REGULAR SEASON BATTING RECORD

Year Team	AVG	G	AB	R	H	2B	3B	HR	RBI	SH	SF	HBP	BB	IBB	SO	SB	CS	GDP	SLG	OBP	E
2017 ST. LOUIS	.000	50	1	0	0	0	0	0	0	0	0	0	0	0	0	0	0	0	.000	.000	0
<b>MAJOR TOTALS</b>	<b>.000</b>	<b>50</b>	<b>1</b>	<b>0</b>	<b>0</b>	<b>0</b>	<b>0</b>	<b>0</b>	<b>0</b>	<b>0</b>	<b>0</b>	<b>0</b>	<b>0</b>	<b>0</b>	<b>0</b>	<b>0</b>	<b>0</b>	<b>0</b>	<b>.000</b>	<b>.000</b>	<b>0</b>

## CAREER TRANSACTIONS

- Selected by the New York Yankees in the 30th round (929th overall) of the June, 2011 First-Year Player Draft.
- Signed by the Arizona Diamondbacks as a minor league free agent, September 15, 2015.
- Selected by the St. Louis Cardinals from the Arizona Diamondbacks in the Triple-A phase of the Rule 5 Draft, December 10, 2015.



## CAREER NOTES

- Played two years of Independent Baseball in 2014-15 for Sioux Falls and Laredo before getting signed by the Arizona Diamondbacks in Sept. 2015. Was left unprotected and selected by the St. Louis Cardinals in the Triple-A phase of the Rule 5 Draft.
- Led all qualifying Major League rookie relief pitchers in ERA (2.44) and ranked among the leaders in appearances and WHIP as a 27-year old rookie in 2017.

## 2017

- Rookie made 50 relief appearances, ranking T4th on the club, 7th among National League rookies and the 8th Cardinals rookie with 50+ appearances since 2000.
- Was purchased from Memphis (AAA) on 5/27 after not appearing at Major League Spring Training.
- Made his Major League debut on 5/28 at COL and retired the lone batter he faced (T. Story).
- Led all Major League rookie relief pitchers in ERA (2.44) and WHIP (0.93); ranked 6th among all N.L. relievers in WHIP and 10th in ERA. (min. 50 IP).
- Ranked among N.L. relief leaders in opponent BA (.193, 9th), opp. OBP (.255, 7th), BB/9 IP (1.92, 6th), baserunners/9 IP (9.23, 8th) and hits/9 IP (6.45, 13th).
- Held opposing right-handed batters to a .183 BA (21-115) with a 31:6 strikeout to walk ratio, and left-handed batters to a .208 BA (16-77) with a 4:1 K:BB ratio.
- Did not allow an earned run at Busch Stadium in his first 16 appearances (5/30-8/11).
- Pitched a season-high 3.0 scoreless innings at NYM (7/19).
- Made nine appearances of four outs or more.
- Pitched on consecutive days nine times and both games of a doubleheader vs. MIL (6/13).
- Struck out a season-high three batters on three different occasions.
- Did not allow an earned run in the month of July (10 app., 11.0 IP, 9 H, 1 R, 0 ER, 2 BB, 10 K).
- Blew his lone save opportunity at BOS (8/16) in relief of injured closer Trevor Rosenthal as Mookie Betts hit a walk-off two-run double.
- Was 1-1 with a 1.69 ERA and three saves in 15 appearances (1 start) at Memphis, including nine straight scoreless app. 4/25-5/25 before his call-up. Struck out 29 in 26.2 innings and had an 0.79 WHIP.
- Made his first and only professional start for Memphis (AAA) in the second game of a doubleheader at Colorado Springs (4/21) allowing two runs on six hits over 3.0 innings taking the loss.

## 2016

- Pitched in 43 games between Springfield (AA) and Memphis (AAA) in his first affiliated professional season since 2013.
- Struck out 68 batters over 68.0 innings.

## 2015

- Ranked 5th in the independent American Association with 19 saves in 51 appearances for the Laredo Lemurs.
- Was signed by the Arizona Diamondbacks as a minor league free agent on Sept. 15.

## 2017 SEASON & CAREER HIGHS

**Most IP:** 3.0, 7/19/17 at New York Mets.  
**Most Strikeouts:** 3, three times. Last: 9/3/17 at San Francisco.  
**Most Walks:** 2, 8/27/17 vs. Tampa Bay.  
**Most Runs Allowed:** 2, four times. Last: 9/26/17 vs. Chicago Cubs.  
**Most Hits Allowed:** 3, 6/17/17 at Baltimore.  
**Most HRs Allowed:** 2, 9/26/17 vs. Chicago Cubs.  
**Longest Scoreless Streak:** 8.1 IP, 7/9-8/1/17.

## AWARDS & HONORS

**South Atlantic League Pitcher of the Week**  
 2012: Charleston-SC (A) - July 2-8

**New York-Penn League Championship**  
 2011: Staten Island (SS-A)

## CAREER MILESTONES

**Major League Debut**  
 May 28, 2017 at Colorado

**First Career Strikeout**  
 May 30, 2017 vs. Los Angeles (NL)  
 (6th inning, Chris Taylor, swinging)

## 2013

- Was placed on the 7-day disabled list (6/28-7/9) with a bruised left calf.

## 2012

- Named South Atlantic League Pitcher of the Week (7/2-8) after earning two wins, striking out nine over two scoreless relief appearances of 3.0 innings each, including a career-high seven strikeouts vs. Greenville (7/3).
- Pitched a career-high 3.1 innings twice (4/7 at Lakeland & 7/7 at Augusta).
- Was placed on the 7-day disabled list (6/28-7/9) with a neck strain.

## 2011

- Made one appearance in the New York-Penn League playoffs and pitched 1.0 inning allowing two runs on four hits.

## BACKGROUND / PERSONAL

- Played college baseball at Elon College where he still holds the Phoenix single-season Division I record for ERA (1.76) and opponent BA (.171) in 2011.
- Led Elon College in wins (7) and appearances (27) in 2011 helping Elon to a Southern Conference championship
- Named First Team All-Southern Conference by the media in 2011.
- Graduated from Wellington (FL) High School.
- Resides in Smyrna, Georgia with his wife Amanda.



# MATT CARPENTER

# 13

HEIGHT	WEIGHT	BATS/THROWS	BIRTH DATE	ML SERVICE
6-3	215	L/R	11/26/85	6.012

**FULL NAME:** Matthew Martin Carpenter**BORN:** Galveston, Texas**OPENING DAY AGE:** 32**BECAME CARDINAL:** Selected in the 13th round (399th overall) of the June, 2009 First-Year Player Draft**CONTRACT STATUS:** Signed through 2019, with a club option for 2020**MLB DEBUT:** June 4, 2011 vs. Chicago Cubs**INFILDER**

## COMPLETE RECORD

Year Team	AVG	G	AB	R	H	2B	3B	HR	RBI	SH	SF	HBP	BB	IBB	SO	SB	CS	GDP	SLG	OBP	E
2009 Batavia	.469	9	32	9	15	3	0	0	3	0	0	1	4	0	2	0	1	0	.563	.541	0
Quad Cities	.295	29	105	11	31	6	2	0	10	0	1	3	17	0	13	2	0	3	.390	.405	4
Palm Beach	.219	32	114	13	25	6	1	2	9	2	1	1	10	0	24	1	0	3	.342	.286	2
2010 Palm Beach	.283	28	99	17	28	5	2	1	16	1	0	2	26	0	14	0	1	1	.404	.441	1
Springfield	.316	105	396	76	125	26	3	12	53	4	4	4	64	4	88	11	2	12	.487	.412	8
2011 Memphis	.300	130	434	61	130	29	3	12	70	3	6	8	*84	1	68	5	4	12	.463	.417	16
ST. LOUIS	.067	7	15	0	1	1	0	0	0	0	0	0	4	0	4	0	0	0	.133	.263	0
2012 ST. LOUIS	.294	114	296	44	87	22	5	6	46	0	7	3	34	2	63	1	1	10	.463	.365	9
Springfield#	.300	3	10	3	3	1	0	1	3	0	0	0	3	0	1	0	1	0	.600	.462	0
Memphis#	.143	3	7	1	1	0	0	0	0	0	0	0	2	0	2	0	0	2	.143	.333	0
2013 ST. LOUIS	.318	157	626	^126	*199	^55	7	11	78	3	7	9	72	1	98	3	3	4	.481	.392	12
2014 ST. LOUIS	.272	158	595	99	162	33	2	8	59	2	9	8	*95	2	111	5	3	3	.375	.375	16
2015 ST. LOUIS	.272	154	574	101	156	*44	3	28	84	0	4	6	81	5	151	4	3	5	.505	.365	14
2016 ST. LOUIS	.271	129	473	81	128	36	6	21	68	3	4	5	81	6	108	0	4	4	.505	.380	13
Springfield#	.333	4	12	2	4	1	0	1	1	0	0	0	1	0	4	0	0	0	.667	.385	1
2017 ST. LOUIS	.241	145	497	91	120	31	2	23	69	2	5	9	109	4	125	2	1	5	.451	.384	13
<b>MINOR TOTALS</b>	<b>.299</b>	<b>343</b>	<b>1209</b>	<b>193</b>	<b>362</b>	<b>76</b>	<b>11</b>	<b>29</b>	<b>165</b>	<b>10</b>	<b>12</b>	<b>19</b>	<b>211</b>	<b>5</b>	<b>216</b>	<b>19</b>	<b>9</b>	<b>33</b>	<b>.452</b>	<b>.408</b>	<b>32</b>
<b>MAJOR TOTALS</b>	<b>.277</b>	<b>864</b>	<b>3076</b>	<b>542</b>	<b>853</b>	<b>222</b>	<b>25</b>	<b>97</b>	<b>404</b>	<b>10</b>	<b>36</b>	<b>40</b>	<b>476</b>	<b>20</b>	<b>660</b>	<b>15</b>	<b>15</b>	<b>31</b>	<b>.460</b>	<b>.377</b>	<b>77</b>

^ Led Majors

\*Led League

#Injury Rehabilitation

**Note:** Major League Uniform Numbers Worn: 19 (2011), 13 (2012-present)

## WILD CARD RECORD

Year Team	AVG	G	AB	R	H	2B	3B	HR	RBI	SH	SF	HBP	BB	IBB	SO	SB	CS	GDP	SLG	OBP	E
2012 STL at ATL	1.000	1	1	0	1	0	0	0	1	0	0	0	0	0	0	0	0	0	1.000	1.000	0

## DIVISION SERIES RECORD

Year Team	AVG	G	AB	R	H	2B	3B	HR	RBI	SH	SF	HBP	BB	IBB	SO	SB	CS	GDP	SLG	OBP	E
2012 STL vs. WSH	.000	5	4	0	0	0	0	0	0	0	0	0	0	0	3	0	0	0	.000	.000	0
2013 STL vs. PIT	.053	5	19	1	1	0	0	0	0	0	0	1	1	0	6	0	0	0	.053	.143	0
2014 STL vs. LAD	.375	4	16	4	6	3	0	3	7	0	0	0	1	0	4	0	0	0	1.125	.412	0
2015 STL vs. CHI	.235	4	17	3	4	0	0	1	1	0	0	0	1	0	5	0	0	0	.412	.278	0
<b>D.S. TOTALS</b>	<b>.196</b>	<b>18</b>	<b>56</b>	<b>8</b>	<b>11</b>	<b>3</b>	<b>0</b>	<b>4</b>	<b>8</b>	<b>0</b>	<b>0</b>	<b>1</b>	<b>3</b>	<b>0</b>	<b>18</b>	<b>0</b>	<b>0</b>	<b>0</b>	<b>.464</b>	<b>.250</b>	<b>0</b>



## LEAGUE CHAMPIONSHIP SERIES RECORD

Year Team	AVG	G	AB	R	H	2B	3B	HR	RBI	SH	SF	HBP	BB	IBB	SO	SB	CS	GDP	SLG	OBP	E
2012 STL vs. SF	.333	3	9	3	3	1	0	1	2	0	0	0	3	0	2	0	0	0	.778	.500	0
2013 STL vs. LAD	.261	6	23	4	6	2	1	0	2	0	1	0	3	0	5	1	0	0	.435	.333	1
2014 STL vs. SF	.200	5	20	2	4	1	0	1	1	0	0	0	2	0	8	0	0	1	.400	.273	1
<b>L.C.S. TOTALS</b>	<b>.250</b>	<b>14</b>	<b>52</b>	<b>9</b>	<b>13</b>	<b>4</b>	<b>1</b>	<b>2</b>	<b>5</b>	<b>0</b>	<b>1</b>	<b>0</b>	<b>8</b>	<b>0</b>	<b>15</b>	<b>1</b>	<b>0</b>	<b>1</b>	<b>.481</b>	<b>.344</b>	<b>2</b>

## WORLD SERIES RECORD

Year Team	AVG	G	AB	R	H	2B	3B	HR	RBI	SH	SF	HBP	BB	IBB	SO	SB	CS	GDP	SLG	OBP	E
2013 STL vs. BOS	.296	6	27	3	8	1	0	0	2	0	1	0	0	0	6	0	0	0	.333	.286	2

## ALL-STAR RECORD

Year Team	AVG	G	AB	R	H	2B	3B	HR	RBI	SH	SF	HBP	BB	IBB	SO	SB	CS	GDP	SLG	OBP	E
2013 National	.000	1	2	0	0	0	0	0	0	0	0	0	0	0	1	0	0	0	.000	.000	0
2014 National	SELECTED -- DID NOT PLAY																				
2016 National	SELECTED -- DID NOT PLAY - INJURED																				
<b>ALL-STAR TOTALS</b>	<b>.000</b>	<b>1</b>	<b>2</b>	<b>0</b>	<b>0</b>	<b>0</b>	<b>0</b>	<b>0</b>	<b>0</b>	<b>0</b>	<b>0</b>	<b>0</b>	<b>0</b>	<b>0</b>	<b>1</b>	<b>0</b>	<b>0</b>	<b>0</b>	<b>.000</b>	<b>.000</b>	<b>0</b>

## REGULAR SEASON FIELDING RECORD

Position	PCT	G	PO	A	E	TC	DP
First Base	.993	214	1538	103	11	1652	175
Second Base	.980	201	301	528	17	846	134
Third Base	.955	452	217	757	46	1020	77
Outfield	.885	25	21	2	3	26	0

**Note:** Led National League third basemen in assists (288) and total chances (394) in 2014.

### 2017 SEASON HIGHS

**Most Hits:** 4, 7/18 at New York Mets.  
**Most Runs:** 3, 5/5 at Atlanta.  
**Most 2Bs:** 2, four times. Last: 7/29 vs. Arizona.  
**Most 3Bs:** 1, twice. Last: 8/6 at Cincinnati.  
**Most HRs:** 1, 23 times. Last: 9/26 vs. Chicago Cubs.  
**Most RBI:** 5, 4/27 (Game 1 of DH) vs. Toronto.  
**Most BBs:** 4, 9/12 vs. Cincinnati.  
**Longest Hitting Streak:** 10 games, 6/7-16.

### CAREER HIGHS

**Most Hits:** 5, 6/4/14 at Kansas City.  
**Most Runs:** 4, twice. Last: 5/31/16 at Milwaukee.  
**Most 2Bs:** 2, 25 times. Last: 7/29/17 vs. Arizona.  
**Most 3Bs:** 2, 5/31/16 at Milwaukee.  
**Most HRs:** 2, four times. Last: 6/26/16 at Seattle.  
**Most RBI:** 6, 5/19/16 vs. Colorado.  
**Most BBs:** 4, 9/12/17 vs. Cincinnati.  
**Most HBP:** 3, 6/4/13 vs. Arizona.  
**Longest Hitting Streak:** 18 games, 5/21-6/9/13.  
**Leadoff HR:** 15. Last: 9/26/17 vs. Chicago Cubs (Arrieta).  
**Pinch HR:** 1, 9/6/16 at Pittsburgh (Watson).  
**Grand Slams:** 1, 4/27/17 (Game 1 of DH) vs. Toronto (Howell).  
**Game Ending HR:** 2, 4/27/17 (Game 1 of DH) vs. Toronto (Howell).  
**Extra Inning HR:** 2, 4/27/17 (Game 1 of DH) vs. Toronto (Howell).

### CAREER TRANSACTIONS

- Selected by St. Louis Cardinals in the 13th round (399th overall) of the June 2009 free agent draft.
- On St. Louis disabled list (right oblique strain), May 23 - June 22, 2012; included injury rehabilitation assignments to Springfield (AA) and Memphis (AAA).
- On St. Louis paternity list, May 26-28, 2016.
- On St. Louis disabled list (right oblique strain), July 7 - August 4, 2016; included injury rehabilitation assignment to Springfield (AA).
- Served one-game Major League Baseball suspension, April 25, 2017.

**CAREER NOTES**

- Needs three home runs to become the 22nd player to hit 100 home runs in his Cardinals career.
- Leads all active MLB players in on-base percentage (.391) while batting in the No. 1 position (min. 900 PA).
- His .553 batting average (21-38, 61 RBI) with bases loaded leads all MLB players (min. 50 PA) since 1974.
- Posted a career and team-high 109 walks in 2017, the 8th player in Cardinals history (15th instance) to post 100 or more walks. Ranked 2nd in the N.L. in walks. Was 6th-highest season walk total in Cardinals history.
- His 31 doubles, 23 home runs and 109 walks had him join Albert Pujols (2008-10), Stan Musial (1949, 53-54) and Jim Edmonds (2004) as the only Cardinals to hit 30 doubles, 20 home runs, and draw 100 walks in a season.
- Since 2013, ranks among MLB players in doubles (199, T2nd), runs (498, 3rd), walks (438, 6th) and on-base percentage (.379, 9th).
- His 36 sac flies over the past six seasons (2013-17) are T3rd in the N.L.
- Has a career .326 average in Interleague play, 4th-highest mark among active players (min. 300 PA) and 12th all-time.
- Ranked 2nd in the National League with a career-high 109 walks in 2017. Is the only N.L. player with 80 or more walks in each of the last four seasons (2014-17).
- Hit five lead-off home runs in 2015 to match the club single-season record held by Lou Brock (1967, 1970) and Ray Lankford (1994).
- His 15 career lead-off home runs are 2nd-most in Cardinals history behind Brock (21) and rank 10th among active Major Leaguers.
- Hit 56 home runs from #1 spot in the lineup the last three seasons (2015-17), ranking T4th in MLB behind Brian Dozier (83), Charlie Blackmon (83) and George Springer (61). Has hit 73-of-97 career home runs from the No. 1 position.
- His 95 walks in 2014 marked the highest single-season total by a Cardinals third baseman in franchise history.
- In 2016, became the first player in MLB history to start at least 40 games each at first base, second base and third base during a season in which he hit 20 or more home runs.
- Became first player in franchise history to homer in three consecutive games of a single postseason series (2014 Division Series Games 1, 2, 3 vs. Los Angeles Dodgers).
- 2013 Silver Slugger award winner after a season in which he hit .318 (5th in the N.L.) and led the majors in runs (126), hits (199), doubles (55), multi-hit games (63) and tied for the MLB lead with 18 three-hit games.
- Set the St. Louis franchise record for most doubles by a left-handed batter at 55 in 2013, breaking the mark (53) held by Stan Musial since 1953. The 55 doubles were also a team record for a second baseman.
- Established a new Busch Stadium III record with 112 hits at home during the 2013 season.
- Selected to the 2013 National League All-Star team by vote of players, and to the 2014 and 2016 N.L. All-Star teams by manager selections.
- Finished 4th in 2013 National League MVP voting.
- 2010 Cardinals Minor League Player of the Year.

**AWARDS & HONORS****National League All-Star**

2016: St. Louis

2014: St. Louis

2013: St. Louis

**National League Player of the Week**

2016: St. Louis - May 30-June 5

2015: St. Louis - April 13-19

**Louisville Slugger Silver Slugger Award**

2013: St. Louis (2B)

**MLB Players Alumni Association****Heart & Hustle Award**

2015: St. Louis

2014: St. Louis

2013: St. Louis

**MLB.com Organization All-Star**

2011: St. Louis Cardinals

2010: St. Louis Cardinals

**Cardinals Minor League Player of the Year**

2010: Springfield (AA)

**TOPPS Double-A All-Star**

2010: Springfield (AA)

**Texas League Post-Season All-Star**

2010: Springfield (AA)

**Texas League Mid-Season All-Star**

2010: Springfield (AA)

**Texas League Player of the Week**

2010: Springfield (AA) - August 3-9

2010: Springfield (AA) - July 20-26

**USA Today Prep National Champions**

2002: Elkins High School (TX)

**CAREER MILESTONES****Major League Debut**

June 4, 2011 vs. Chicago Cubs

**First Major League Hit**June 4, 2011 vs. Chicago Cubs  
(9th inning, double, off Kerry Wood)**First Major League Home Run**April 15, 2012 vs. Chicago Cubs  
(5th inning, 2-run HR, off Lendy Castillo)



## 2017

- Posted a career and team-high 109 walks, the 8th player in Cardinals history (15th instance) to post 100 or more walks. Ranked 2nd in the N.L. in walks. Was 6th-highest season walk total in Cardinals history.
- Appeared in a team-high 145 games, starting 110 at 1B, 16 at 3B and 13 at 2B.
- Led the Cardinals in doubles (31) and extra base hits (56).
- Hit three lead-off home runs (6/24 vs. PIT off Gerrit Cole, 9/20 at CIN off Rookie Davis, 9/26 vs. CHI off Jake Arrieta), bringing his career total to 15, 2nd-most in Cardinals history.
- Smacked 30 doubles and drew over 70 walks for the 5th consecutive season.
- Hit 30 doubles, 20 home runs, 100 walks, joining Albert Pujols (2008-10), Stan Musial (1949, 53-54) and Jim Edmonds (2004) as the only Cardinals to achieve those marks.
- Had an extra base hit in 7 straight games (6/10-16), the longest streak by a Cardinal in 2017.
- Walked a career-high four times on 9/12 vs. CIN.
- Scored in eight straight games (4/30-5/8) tying the Cardinals season high.
- Had a season-high 21-game on-base streak (6/22-7/18), his longest in-season on-base streak since 2013.
- Twelve of his 23 home runs tied the game or gave the Cardinals the lead.
- Of his 23 home runs, 12 were solo home runs.
- Hit first career grand slam vs. TOR (4/27 - G1) off J.P. Howell, a one-out walk-off shot in the 11th inning. His 4th career walk-off RBI and 2nd career walk-off home run. Was Cardinals first walk-off extra inning grand slam since Tom Herr (4/18/1987 vs. NYM).

## 2016

- Earned 3rd selection to the National League All-Star Team, but did not play due to injury.
- Led the Cardinals with a .380 on-base percentage and .505 slugging percentage.
- Hit 36 doubles in 2016 and his 168 from 2013-16 were the most of any MLB player.
- Became the first player in MLB history to start at least 40 games each at first base, second base and third base during a season in which he hit 20 or more home runs.
- Batted .377 in Interleague games, ranking 6th in MLB.
- Ranked 7th in the National League with 81 walks. Was the only N.L. player with 80 or more walks from 2014-16.
- Tallied his 4th-straight season with 70 walks and 30 doubles, joining Mike Trout and Josh Donaldson as the only three players in MLB to do so from 2013-16.
- Ranked T5th in MLB (T3rd NL) with 23 multiple walk games.
- Hit three lead-off home runs in 2016 (5/10 at LAA, 8/10 vs. CIN, 8/24 vs. NYM) and has 12 in his career. Ranks T16th among active MLB players in lead-off HR.
- Batted 3rd in eight games following Matt Holliday going on the DL (8/12), from 8/13-23, and was 7-32 (.219) with a double.

**CAREER INTERLEAGUE BATTING AVERAGE  
ACTIVE PLAYERS (MIN. 300 PA)**

Rank		AVG
1.	Jose Altuve (HOU)	.336
2.	Dustin Pedroia (BOS)	.333
3.	Jose Abreu (CWS)	.332
4.	<b>Matt Carpenter (STL)</b>	<b>.326</b>
5.	Charlie Blackmon (COL)	.326

- Hit six triples, ranking 2nd on the team and his most since hitting seven in 2013.
- Was named National League Player of the Week (5/30-6/5), batting .560 (14-25) with five doubles, two triples, three RBI and an OPS of 1.497, included back-to-back four-hit games at MIL (5/30-31). Occured following the birth of his first child.
- Scored in a team-high seven straight games twice (9/5-11 & 6/3-10), matching his career high.
- Tied team-high with 3 BB in 1st career game batting in the NO. 3 position at ARI (4/26).
- Hit his first career walk-off home run vs. PIT (5/7), a two-run shot off A.J. Schugel.
- Recorded a career-high 6 RBI vs. COL (5/19), going 3-5 with two doubles.
- Reached base safely in 18 straight games (6/3-26) posting a .400 BA, .530 OBP and hit safely in 17 of the 18 games, with two walks in the game he did not record a hit.
- The Cardinals were 17-2 in games during which Carpenter homered.
- Doubled and scored in the 1st inning and connected for a game-winning two-run home run in the bottom of the 9th to lead St. Louis to a 6-4 win vs. PIT (5/7). Carpenter was the first player in franchise history to hit a walkoff home run after having led off the first inning with an extra-base hit (last in MLB was Angel Pagan (SF) vs. COL 5/25/13).
- Compiled back-to-back four-hit efforts at Milwaukee (5/30-5/31), becoming the first Cardinal to achieve feat since Bernard Gilkey (6/30-7/1/1993 vs. PHI).
- Recorded four-hit, four-run, two-triple, two-RBI game on 5/31 at MIL, becoming the 11th player in MLB history and the first since Atlanta's Willie Harris (7/21/07 vs. STL) to do so.
- Hit 11 doubles in May, tied for the National League high with Jon Jay and Jonathan Villar.
- Led the N.L. with a .491 OBP in June (T7th highest OBP mark in June in franchise history) and ranked T2nd in walks (23) and 10th in batting average (.349).
- Tallied an extra base hit in 6-straight games 6/4-10, with a double in five straight games. Ranked T5th among MLB players in consecutive games with doubles.
- Hit two home runs and a triple for the first time in his career at SEA (6/26), the 2nd time in his career with 11 total bases (7/30/15 vs. COL).
- Missed 24 games on the disabled list (7/7-8/4) with a right oblique injury.





- Hit game-tying pinch-hit HR (No. 18) in 9th inning at PIT (9/6) for his 1st career PH home run, and in the process set the team MLB single-season PH-HR record with 15. Was part of a three-home run barrage in the 9th inning in a Cardinals 9-7 comeback win.
- Homered on 3-0 count to give St. Louis the lead in final regular season game vs. PIT (10/2). His first career homer on a 3-0 count.

**2015**

- Led the team with 84 RBI and 28 home runs; the 28 home runs were a career high and most by a left-handed hitting STL third baseman in franchise history and the most by a STL left-handed batter since Jim Edmonds in 2005 (29).
- Garnered votes for the Most Valuable Player Award by Baseball Writers of America (12th place finish).
- Led the National League and St. Louis in doubles (44) and led the team in runs (101, 5th).
- Collected 51 multi-hit games, T5th in the N.L.
- Had 7-straight multi-hit games 4/12-19 (.467, 14-30) and at least one in each game was an extra-base hit, the first since MIL's Paul Moliter in 1991 to do so (also 7 games) and joins Ripper Collins in 1935 as the only Cardinals to accomplish the feat.
- Had five-straight games with a double 4/13-18 (7 doubles).
- Led the club in walks (81, 8th), on-base pct. (.365, 14th) and a career-high slugging pct. (.505, 8th).
- Saw 4.22 pitches/plate appearance, 3rd in the N.L. and was 4th in the league in percentage of pitches taken (61.0).
- Led the Cardinals with 14 game-winning RBI, T7th in the league.
- Batted .327 (36-110) with runners in scoring position, 12th in the N.L.
- Hit five lead-off home runs, tying the club single-season record held by Lou Brock and Ray Lankford.
- In 80 games batting leadoff, hit .312 (98-314, 22 HR) with 22 HR to set a STL record, breaking Lou Brock's 1968 (21) mark.
- Played at second base for the first time since 2013 on 7/7 at CHI; made 9 starts and played 11 games at second.
- Started at first base on 8/27 for the first time since 2013, moved to 1st on two other occasions.
- Batted .293 with 22 hits vs. A.L. teams in 2015.
- Had a 12-game hit streak 4/12-25 (.423) and was named National League Player of the Week during that span (week of 4/13-19). Also had a 10-game hit streak 8/4-14 (.368).
- Missed four games due to extreme fatigue 5/7-10.
- Had his 1st career multi-HR game vs. COL (7/30) when he went 4-5 (2 HR, 2B) and scored 4 times. Had a season-high 4 RBI on 4 occasions (also 4/12, 5/5 & 9/23).
- Was a triple shy of hitting for the cycle on 9/17 at MIL.
- Named by MLB Player's Alumni Association as the Cardinals 2015 Heart and Hustle Award winner, an honor he's received 3-straight years; one player from each MLB team is chosen based on their passion, desire and work ethic on and off the field.

**ON-BASE PERCENTAGE BATTING NO. 1  
ACTIVE PLAYERS (MIN. 900 PA)**

Rank	OBP
1. <b>Matt Carpenter</b>	<b>.391</b>
2. Shin-Soo Choo	.386
3. Hanley Ramirez	.385
4. George Springer	.368
5. Ichiro Suzuki	.367

**2015 POSTSEASON:** Started and played all innings at third base during the four games of the Division Series vs. Chicago Cubs...hit leadoff home run in Division Series Game 2, the third in STL postseason history and first since 2000 (Vina, Game 3 DS at ATL)...had two hits in Division Series Game 4.

**2014**

- Played in a single-season high 158 games, 5th in the National League.
- Named to National League All-Star Team by manager selection, but did not play - his second-straight All-Star selection.
- Ranked among N.L. leaders in runs (99, 3rd), at-bats (595, 10th), on-base percentage (.375, 7th), singles (119, T9th) and plate appearances per walk (7.46, 3rd).
- Led the Cardinals with 162 hits (20th in N.L.) and 47 multi-hit games (T14th). Hit 33 doubles and recorded 43 extra-base hits.
- Led the National League with 4.37 pitches/plate appearance.
- Led the National League with 95 walks, which was also the highest single-season total by a Cardinals third baseman.
- Became the first Cardinals player to lead the N.L. in walks since Mark McGwire (1998), first Cardinals left-handed batter since Stan Musial (1953) and the first N.L. player with less than 10 HR to do so since Brett Butler (1991).
- Ranked T3rd in the N.L. with a single-season best nine sacrifice flies.
- Led the majors in percentage of pitches taken (66.9) and ranked 3rd in N.L. in fewest pct. of swings and misses (11.9).
- Batted .305 on the road, ranking 8th in the N.L.
- Hit two lead-off home runs: 6/18 vs. NYM (Colon) & 7/22 vs. TB (Odorizzi).
- Recorded a hit in 14 consecutive games, 5/18-6/1 (23-59, .390, 7-2B, 3B, 3 RBI), 2nd longest hitting streak on the team.
- Tallied a career-high 5 hits at KC (6/4).
- Prior to the season, agreed to a six-year contract extension with the team on March 8, with a club option for a 7th year.



**2014 POSTSEASON:** Started all nine postseason games at third base...hit four home runs during the postseason, T5th in Cardinals franchise history for a single postseason (6-Larry Walker and Albert Pujols in 2004, 5-David Freese and Pujols in 2011)...went 6-16 during the Division Series vs. Los Angeles Dodgers including 3 doubles, 3 home runs and 7 RBI...had two hits in DS Game 1, a 6th-inning solo home run and bases clearing double in the 7th that gave STL a 7-6 lead, both off Clayton Kershaw...hit game-tying 2-run home run in the 8th during DS Game 2 and solo HR in Game 3, becoming the 1st ever Cardinal to hit a home run in 3 consecutive games of a single postseason series...hit his 4th HR of the postseason with a solo shot in the 3rd of League Championship Game 2...all four home runs came from the leadoff spot, T3rd with Carl Crawford (LAD 2013) for the most all-time in a single postseason while hitting first in the order, trailing PHI Lenny Dykstra (6HR, 1993) and LAD Davey Lopes (5HR, 1978)...led of LCS Game 4 with a double, his 8th extra-base hit of the postseason and all coming while hitting leadoff, tying him with OAK Rickey Henderson ('89), PHI Lenny Dykstra ('93) and NYY Derek Jeter ('09) for the most extra-base hits in a single postseason by a leadoff hitter.

## 2013

- Played in 157 games, batting lead-off in 136.
- Moved to leadoff role on May 2 and remained there the rest of the season.
- Selected by vote of players to the National League All-Star team, his first selection; came in the game at second base and was 0-for-2 at the plate.
- Led the Major Leagues in runs (126), hits (199), doubles (55), multi-hit games (63) and tied for the MLB lead with three-hit games (18).
- Ranked among N.L. leaders in batting (.318, 5th), on-base pct (.392, 7th), walks (72, T9th) extra base hits (73, 3rd), total bases (301, 3rd), triples (7, 7th), singles (126, 5th) and sacrifice flies (7, T5th).
- Honored with the Silver Slugger, presented by Louisville Slugger, awarded annually to the best offensive player at each position in each league, voted on by Major League managers and coaches.
- His 55 doubles broke the Cardinals franchise record for a left-handed batter (Stan Musial, 53 in 1953) and became 21st player in MLB history with 55 or more doubles. The 55 doubles also were the most by a Cardinals primary second baseman, eclipsing Rogers Hornsby's 46 in 1922 and most by a Cardinal since Albert Pujols' 51 in 2003 & '04.
- Batted .388 with runners in scoring position (45-for-116), ranking 4th in the N.L.
- Saw 4.12 pitches per plate appearance, 7th in N.L. and 2nd among primary N.L. lead-off hitters.
- Led N.L. in home batting (.360), and MLB in runs (70) and hits (112) at home.
- His 112 hits at Busch Stadium set a new stadium record.
- Posted .279 batting average with two strikes, the highest in the N.L., while his 37 RBI with two strikes ranked 5th in the league.
- Ranked 7th in the N.L. with 35 two-out RBI.

## BATTING AVERAGE WITH BASES LOADED SINCE 1974 (MIN. 50 PA)

Rank	Seasons	AVG
1. Matt Carpenter	2011-17	.553
2. So Taguchi	2003-08	.512
3. Pat Tabler	1981-92	.489
4. Felix Jose	1989-2003	.481
5. Josh Donaldson	2010-17	.459

- His 63 multi-hit games were most by a Cardinal since Albert Pujols (63) in 2003.
- Became the first MLB player since Dustin Pedroia (2008) and sixth Cardinals player all-time to collect 50 doubles, 115 runs, and 180 hits in a single-season, joining Albert Pujols (2003 & 2004), Stan Musial (1946 & 1953) and Joe Medwick (1936).
- His 69 RBI, 63 extra base hits, 110 runs, 178 hits and .486 slugging pct. were tops amongst all Major League leadoff men.
- His 69 RBI from the leadoff position were the most by a Cardinals #1 batter since Lou Brock had 76 in 1967 and his 63 extra base hits were the most since Brock had 66 in 1968.
- His 110 runs from the No. 1 position rank 2nd among Cardinals since 1974, trailing only Vince Coleman's mark of 121 in 1987.
- Tallied 30 or more hits in May (37), June (38), August (35) and September (38).
- Put together career-best 18-game hitting streak (5/21-6/9), 2nd longest on the team and 6th longest in the National League.
- Set a Cardinals team record and tied an MLB record by getting hit by pitch three times in one game (6/4 vs. ARI).
- Was a part of two of the Cardinals three back-to-back HR instances (4/26 with Carlos Beltran vs. PIT & 6/6 with Shelby Miller vs. ARI).
- Turned 106 double plays, most by any N.L. middle infielder in 2013. Also played 42 games at 3B, two at 1B and two in RF.

**2013 POSTSEASON:** Started all 17 postseason games at second base...had a hit in 5 of 6 League Championship Series games vs. the Los Angeles Dodgers...reached base three times (2BBs, 1B) in LCS Game 1 and tripled in Game 2 to lead off the 1st...had RBI-2B in LCS Game 4 win to drive in team's first run of the game; also scored on Matt Holliday's home run...his 11-pitch at-bat in the 3rd inning of LCS Game 6 led to a double, he then scored the first run of the game; also had a sac fly... hit .296 (8-27) in the World Series vs. Boston with multi-hit games three times...his sac fly in WS Game 2 in the top of the 7th tied the game at 2...had two hits, scored both times during WS Game 3...singled twice and scored one of team's two runs in Game 4...had three hits in WS Game 6.



## 2012

- Spent his first full season in the majors with St. Louis where he excelled off the bench.
- Made 30 starts at 1B, 22 at 3B, 10 in RF, three in LF and two at 2B.
- Had 11 pinch-hit RBI, T2nd in NL, and at the time, the most by a St. Louis rookie since Joe Frazier (15, 1954, team record).
- Was 8-for-31 (.258) as pinch hitter, 11 RBI and 5 doubles.
- Topped all National League rookies with a .365 on-base pct., finished 4th in batting avg. (.294), T4th in triples (5), 5th with 34 walks, 6th in slugging (.463), 7th in 2B's (22), 8th in RBI (46), T8th with 44 runs scored, T9th with 33 extra-base hits and 10th with 87 hits overall.
- Finished with 7 sacrifice flies, the most by Cardinals rookie since Albert Pujols had 7 in 2001.
- Ranked 3rd in MLB with .268 BA (44-164) when batting with two strikes.
- Injured his right oblique (5/22) and placed on the 15-day disabled list (5/23-6/22), missing 27 games. Played in six rehab games between Springfield (AA) and Memphis (AAA), going 4-17 (.235) with a home run and three RBI.
- Recorded first career MLB stolen base vs. LAD (7/24).
- Hit a home run snapping a 6-6 tie in 4th inn. at CHI (7/27) and was GWRBI; had six GW-RBI.
- Collected a career-best 4 hits twice: 4/15 vs. CHI and 8/12 at PHI.
- His season high hit streak occurred in September, hitting in 12-straight from 9/12-24 (17-42, .405, 3B, HR, 5 RBI).

**2012 POSTSEASON:** Had five pinch at-bats during the postseason...picked up an RBI, infield pinch-hit during the Wild Card game at Atlanta...came off the bench to play RF in Game 3 of the League Championship vs. San Francisco (Beltran injury) and hit 2-run HR in the 3rd to give Cards lead/win.... made his first postseason start in Game 4 of the LCS, starting at first - walked twice, doubled and scored twice...started Game 6 in SF at first base (Holiday injury), reached base twice with single and walk.

## 2011

- Made his Major League debut starting at third base vs. CHI (6/4) and recorded his first Major League hit, a two-out double, off Kerry Wood in the bottom of the 9th.
- Began the season in Memphis (AAA) after a solid spring training in which he batted .333 (17-51) in 21 games.
- Purchased from Memphis on 6/3 and optioned back to Memphis following the game in Washington on 6/14.
- Started four of seven games played with STL, all at third base and was flawless in 13 total chances.
- Led the Pacific Coast League and all of Triple-A with 84 walks (8th in Minor League Baseball).
- Ranked 4th in the PCL in on-base pct. (.417).
- Ranked among Cardinals minor leaguers in batting .300 (9th), on-base percentage (.417, 1st), runs (61, 10th), hits (130, 5th), doubles (29, 3rd) and RBI (70, T5th).
- Reached base safely in 27 consecutive games from 5/5-6/2, batting .300 (27-90) with an on-base pct. of .441 during run.

## 2010

- Named Cardinals 2010 Minor League Player of the Year, batting .309 with 13 home runs, 69 RBI and 31 doubles.
- Led all Cardinals minor leaguers with 93 runs, 153 hits and a .418 on-base percentage.
- Selected as a reserve to the North Squad in the Texas League All-Star game and went 0-for-2, playing four innings at third base.
- Named to the Texas League Post-Season All-Star team as the designated hitter.
- Honored as the Texas League Player-of-the-Week twice (7/19-25 and 8/2-8).
- Posted the fifth longest on-base streak in the Texas League reaching in 26 consecutive games (7/30-8/25).
- Led Texas League third basemen with a .973 fielding percentage (8 E, 293 TC), including assists (222), total chances (293) and games played at third base (104).

## 2009

- Was the highest promoted player from the Cardinals 2009 draft class.
- Recorded a hit in his first professional game, 6/19 vs. Auburn.
- Hit first professional home run off Tim Stronach vs. St. Lucie (8/29), a two-run shot.

## BACKGROUND / PERSONAL

- Graduated from Elkins High School in Prosper, Texas.
- Led Elkins High School to the USA Today Prep National Championship in 2002. Was a 2004 second team all-American and graduated as the high school's all-time leader in hits.
- Played college ball at Texas Christian University and left as the TCU career leader in games played (241) and at-bats (843) and was a 3-time Mountain West Conference selection. Hit two home runs in the 2009 Austin Super Regional vs. No. 4 Texas.
- Named by the MLB Players Alumni Association as the Cardinals Heart and Hustle Award winner in 2013, 2014 and 2015, given to players who demonstrate a passion for the game and best embodies the values, spirit and tradition of the game.
- Serves on the MLB player advisory board for the Taylor Hooton Foundation, the foundation dedicated to educating young people about the dangers of performance enhancing drugs.
- His father, Rick, the baseball coach at Prosper (TX) High School, was named Coach of the Year by the National Federation of State High School Associations (NFHS) in 2014 and had Elkins High School baseball field named after him in 2015.
- His brother Tyler played college baseball at UT-San Antonio and two years in the Mets organization.
- Matt is one of a select few players who do not wear batting gloves.
- He and his wife, Mackenzie, and their daughter, Kinley and son Kannon, reside in Fort Worth, Texas.



# BRETT CECIL

# 27

HEIGHT	WEIGHT	BATS/THROWS	BIRTH DATE	ML SERVICE
6-3	235	R/L	7/2/86	7.152

**FULL NAME:** Brett Aarion Cecil

**BORN:** Annapolis, Maryland

**OPENING DAY AGE:** 31 (Turns 32 on July 2)

**BECAME CARDINAL:** Signed as a free agent, November 21, 2016.

**CONTRACT STATUS:** Signed through 2020

**MLB DEBUT:** May 5, 2009 vs. Cleveland

**PITCHER**



## COMPLETE RECORD

Year Team	W-L	ERA	G	GS	CG	GF	SHO	SV	IP	H	R	ER	HR	HBP	BB	IBB	SO	WP	BK	BA
2007 Auburn	1-0	1.27	14	13	0	0	0	0	49.2	36	10	7	1	3	11	0	56	0	0	.197
2008 Dunedin	0-0	1.74	4	4	0	0	0	0	10.1	6	2	2	1	0	2	0	11	0	0	.167
New Hampshire	6-2	2.55	18	18	0	0	0	0	77.2	66	24	22	4	5	23	0	87	2	0	.227
Syracuse	2-3	4.11	6	6	0	0	0	0	30.2	28	17	14	1	0	16	0	31	2	0	.237
2009 Las Vegas	1-5	5.69	9	9	1	0	0	0	49.0	53	37	31	2	3	19	0	32	1	0	.273
Toronto	7-4	5.30	18	17	0	1	0	0	93.1	116	59	55	17	5	38	0	69	0	0	.308
2010 Las Vegas	2-0	2.45	2	2	0	0	0	0	11.0	13	4	3	0	0	2	0	11	1	0	.302
Toronto	15-7	4.22	28	28	0	0	0	0	172.2	175	87	81	18	1	54	2	117	7	1	.264
2011 Las Vegas	8-2	5.26	12	12	2	0	1	0	78.2	89	51	46	15	0	24	0	63	1	0	.283
Toronto	4-11	4.73	20	20	2	0	1	0	123.2	122	68	65	22	6	42	1	87	1	0	.256
2012 New Hampshire	3-2	3.88	9	9	0	0	0	0	42.2	44	18	16	2	2	14	0	34	1	0	.267
Las Vegas	1-2	2.50	6	6	0	0	0	0	39.2	36	11	11	1	1	7	0	33	2	0	.248
Toronto	2-4	5.72	21	9	0	2	0	0	61.1	70	40	39	11	3	23	0	51	0	0	.294
2013 Toronto	5-1	2.82	60	0	0	12	0	1	60.2	44	20	19	4	3	23	3	70	5	1	.201
2014 Buffalo#	1-0	4.50	2	0	0	0	0	0	2.0	2	1	1	1	0	0	0	1	0	0	.286
Toronto	2-3	2.70	66	0	0	17	0	5	53.1	46	16	16	2	1	27	4	76	1	0	.227
2015 Toronto	5-5	2.48	63	0	0	24	0	5	54.1	39	17	15	4	2	13	3	70	4	0	.197
2016 Dunedin#	0-0	4.50	2	0	0	1	0	0	2.0	2	1	1	0	0	0	0	4	0	0	.250
Buffalo#	0-0	0.00	2	0	0	0	0	0	2.0	1	0	0	0	0	0	0	0	0	0	.167
Toronto	1-7	3.93	54	0	0	8	0	0	36.2	39	17	16	6	2	8	0	45	0	0	.269
2017 ST. LOUIS	2-4	3.88	73	0	0	12	0	1	67.1	67	31	29	7	0	16	3	66	3	0	.262
<b>MINOR TOTALS</b>	<b>25-16</b>	<b>3.51</b>	<b>86</b>	<b>79</b>	<b>3</b>	<b>1</b>	<b>1</b>	<b>0</b>	<b>395.1</b>	<b>376</b>	<b>176</b>	<b>154</b>	<b>28</b>	<b>14</b>	<b>118</b>	<b>0</b>	<b>363</b>	<b>10</b>	<b>0</b>	<b>.249</b>
<b>MAJOR TOTALS</b>	<b>43-46</b>	<b>4.17</b>	<b>403</b>	<b>74</b>	<b>2</b>	<b>76</b>	<b>1</b>	<b>12</b>	<b>723.1</b>	<b>718</b>	<b>355</b>	<b>335</b>	<b>91</b>	<b>23</b>	<b>244</b>	<b>16</b>	<b>651</b>	<b>21</b>	<b>2</b>	<b>.259</b>

\* Led League

+ Tied for League Lead

# Injury Rehabilitation Assignment

**Note:** Major League Uniform Numbers Worn: 27 (2009-present), 21 (2017)

## WILD CARD RECORD

Year Team	W-L	ERA	G	GS	CG	GF	SHO	SV	IP	H	R	ER	HR	HBP	BB	IBB	SO	WP	BK	BA
2016 TOR vs. BAL	0-0	0.00	1	0	0	0	0	0	0.1	0	0	0	0	0	1	0	0	0	0	.000



## DIVISION SERIES RECORD

Year Team	W-L	ERA	G	GS	CG	GF	SHO	SV	IP	H	R	ER	HR	HBP	BB	IBB	SO	WP	BK	BA
2015 TOR vs. TEX	0-0	0.00	2	0	0	0	0	0	2.0	1	0	0	0	0	1	0	2	0	0	.200
2016 TOR vs. TEX	0-0	0.00	2	0	0	0	0	0	0.1	0	0	0	0	0	1	0	0	0	0	.000
<b>D.S. TOTALS</b>	<b>0-0</b>	<b>0.00</b>	<b>4</b>	<b>0</b>	<b>0</b>	<b>0</b>	<b>0</b>	<b>0</b>	<b>2.1</b>	<b>1</b>	<b>0</b>	<b>0</b>	<b>0</b>	<b>0</b>	<b>2</b>	<b>0</b>	<b>2</b>	<b>0</b>	<b>0</b>	<b>.167</b>

## LEAGUE CHAMPIONSHIP SERIES RECORD

Year Team	W-L	ERA	G	GS	CG	GF	SHO	SV	IP	H	R	ER	HR	HBP	BB	IBB	SO	WP	BK	BA
2016 TOR vs. CLE	0-0	0.00	3	0	0	0	0	0	3.1	0	0	0	0	0	1	0	4	0	0	.000

## ALL-STAR GAME RECORD

Year Team	W-L	ERA	G	GS	CG	GF	SHO	SV	IP	H	R	ER	HR	HBP	BB	IBB	SO	WP	BK	BA
2013 American	0-0	0.00	1	0	0	0	0	0	0.1	0	0	0	0	0	0	0	1	0	0	.000

## REGULAR SEASON FIELDING RECORD

Position	PCT	G	PO	A	E	TC	DP
Pitcher	.936	403	10	78	6	94	3

## REGULAR SEASON BATTING RECORD

Year Team	AVG	G	AB	R	H	2B	3B	HR	RBI	SH	SF	HBP	BB	IBB	SO	SB	CS	GDP	SLG	OBP	E
2017 St. Louis	.000	73	1	0	0	0	0	0	0	0	0	0	0	0	0	0	0	0	.000	.000	1
<b>MAJOR TOTALS</b>	<b>.000</b>	<b>403</b>	<b>7</b>	<b>0</b>	<b>0</b>	<b>0</b>	<b>0</b>	<b>0</b>	<b>0</b>	<b>0</b>	<b>0</b>	<b>0</b>	<b>0</b>	<b>0</b>	<b>6</b>	<b>0</b>	<b>0</b>	<b>0</b>	<b>.000</b>	<b>.000</b>	<b>6</b>

## 2017 SEASON HIGHS

**Most IP:** 3.0, twice. Last: 9/19 at Cincinnati.  
**Most Strikeouts:** 4, twice. Last: 9/19 at Cincinnati.  
**Most Walks:** 2, three times. Last: 5/16 vs. Boston.  
**Most Runs Allowed:** 4, three times. Last: 8/11 vs. Atlanta.  
**Most Hits Allowed:** 4, 6/7 at Cincinnati.  
**Longest Scoreless Streak:** 15.2 IP, 6/13-7/14.

## CAREER HIGHS

**Most IP (Starter):** 9.0, 7/24/11 at Texas.  
**Most IP (Relief):** 3.0, twice. Last: 9/19/17 at Cincinnati.  
**Most Strikeouts (Starter):** 10, 5/3/10 at Cleveland.  
**Most Strikeouts (Relief):** 4, four times. Last: 9/19/17 at Cincinnati.  
**Most Walks (Starter):** 6, 7/2/10 at New York Yankees.  
**Most Walks (Relief):** 2, 12 times. Last: 5/16/17 vs. Boston.  
**Most Runs Allowed (Starter):** 8, three times. Last: 6/28/12 vs. L.A. Angels.  
**Most Runs Allowed (Relief):** 4, 7 times. Last: 8/11/17 vs. Atlanta.  
**Most Hits Allowed (Starter):** 11, twice. Last: 9/24/10 vs. Baltimore.  
**Most Hits Allowed (Relief):** 4, twice. Last: 6/7/17 at Cincinnati.  
**Most HRs Allowed:** 5, 5/20/09 at Boston.  
**Longest Winning Streak:** 5 games, 5/19/10-6/10/10.  
**Longest Losing Streak:** 7 games, 8/9-9/25/11.  
**Longest Scoreless Streak:** 26.0 IP, 6/24-9/19/15.  
**Complete Games:** 2. Last: 7/24/11 at Texas (9.0 IP).  
**Low-Hit Complete Game:** 4, 7/24/11 at Texas.  
**Shutouts:** 1. Last: 7/24/11 at Texas.  
**10+ Strikeout Games:** 1, 5/3/10 at Cleveland (10).  
**Last Start:** 8/3/12 at Oakland.

## CAREER TRANSACTIONS

- Selected by the Toronto Blue Jays in the supplemental first round (38th overall) of the June, 2007 First-Year Player Draft.
- On Toronto disabled list (left elbow discomfort), September 13 - end of season, 2013.
- On Toronto disabled list (left groin strain), June 19 - July 3, 2014; included injury rehabilitation assignment to Buffalo (AAA).
- On Toronto disabled list (torn left lat muscle), May 15 - June 29, 2016; included injury rehabilitation assignments to Dunedin (A) and Buffalo (AAA).
- Signed by St. Louis Cardinals as a free agent to a four-year contract through 2020, November 21, 2016.



## CAREER NOTES

- Former 1st round pick signed a four-year contract with the Cardinals before the 2016 season, his first organization other than the Toronto Blue Jays.
- The 2017 season marked his first appearance at Busch Stadium through his first eight Major League years.
- Selected to the 2013 Major League Baseball All-Star Game in New York representing the American League.
- Appeared in 50 or more games each of his last five seasons as a full-time relief pitcher.
- Since 2013, ranks 5th among MLB left-handed relief pitchers in appearances (316), 6th in strikeouts (327), and 7th with 10.81 strikeouts/9 IP.
- Is one of nine MLB pitchers with at least 40 wins and 10 saves since 2009, joining Tyler Clippard (44 wins-61 saves), Wade Davis (59-79), Tommy Hunter (51-17), Chris Sale (91-12), Alfredo Simon (47-19), C.J. Wilson (87-14), Bud Norris (64-19), David Robertson (41-132).
- Converted from a starting pitcher to a relief pitcher in 2012, making his last start on 8/3/12 at Oakland.
- Was 28-26 with a 4.77 ERA in 74 games as a starting pitcher and is 16-16 with a 3.03 ERA and 11 saves in 256 relief app.
- Ranks T2nd in Toronto Blue Jays history for longest scoreless streak by a relief pitcher (26.0 IP) and most consecutive batters retired (25). Did not allow an earned run in his last 37 appearances to close out 2015.
- Struck out a batter in 14 consecutive relief appearances from 2014-15, tying Brian Tallet for the longest mark by a left-handed Blue Jays relief pitcher, one game shy of the club record held by Paul Spoljaric who had 15 straight in 1999.

## 2017

- Made a career-high 73 appearances in his first season in a Cardinals uniform, ranking T6th in the National League and T8th most by a Cardinals left-hander in a single season.
- Posted a positive reverse split, holding RH batters to a .208 opp. BA, ranking 6th among all N.L. left-handed pitchers (min. 100 batters faced).
- Ranked 9th among N.L. relief pitchers with a 2.14 BB/9 IP and 12th with a 4.13 K:BB ratio.
- Posted a season-high streak of 15.2 scoreless innings (6/13-7/14), spanning 15 appearances.
- Pitched on consecutive days 19 times with one stretch of three straight days (8/18-20 at PIT).
- Made four appearances of 2.0 IP or more with a season-high 3.0 IP twice, both at CIN (8/6, W & 9/19, ND).
- Recorded his first save as a member of the Cardinals (7/17 at NYM), his 12th career save.
- Struck out a season-high four batters twice (8/3 at MIL & 9/19 at CIN).
- Made his 400th career relief appearance at PIT (9/24) and ended the season as one of 16 active left-handed pitchers with 400 or more appearances.
- Walked just one batter over his final 16 appearances (18.0 IP).

## AWARDS & HONORS

**American League All-Star**  
2013: Toronto

**Pacific Coast League Pitcher of the Week**  
2011: Las Vegas (AAA) - June 13-19

**Eastern League Pitcher of the Week**  
2008: New Hampshire (AA) - July 21-28

**Eastern League Mid-Season All-Star**  
2008: New Hampshire (AA)

**Baseball America Short Season All-Star**  
2007: Auburn (Rookie)

**New York-Penn League Championship**  
2007: Auburn (Rookie)

## CAREER MILESTONES

**Major League Debut**  
May 5, 2009 vs. Cleveland

**First Major League Start**  
May 5, 2009 vs. Cleveland

**First Major League Win**  
May 10, 2010 at Oakland

**First Major League Save**  
July 31, 2013 at Oakland

**First Career Strikeout**  
May 5, 2009 vs. Cleveland  
(1st inning, Grady Sizemore, looking)

- Suffered six blown saves, a single-season high and T4th in the N.L.
- Did not allow a run against an N.L. West opponent over 13 appearances (10.2 IP).
- Set his single-season high of seven home runs allowed as a relief pitcher.

## 2016

- Appeared in 54 games, his lowest total since becoming a full-time relief pitcher, in his eighth season with Toronto.
- Averaged 11.05 strikeouts/9 IP, his fourth consecutive season averaging over 10.0 strikeouts/9 IP.
- Held left-handed batters to a .258 BA (17-66) with just three extra bases.
- Made 18 appearances of one out or less, 14 of them scoreless.



- Tied the Major League record for losses by a relief pitcher in the month of April with five (Brett Oberholtzer, 2014, HOU), over 13 appearances; the mark tied a Blue Jays franchise five record for losses in the month of April and the most by a Blue Jays reliever (Dave Lemanczyk 1978, 5 GS & Josh Towers 2006, 5 GS).
- Was on Paternity Leave (5/9-5/11) to accompany his wife Jennifer on the birth of their daughter, Braelynn.
- Placed on the 15-day disabled list with a torn left lat muscle (5/15-6/29), missing 42 games. Made rehabilitation appearances in Dunedin (High-A) and Buffalo (AAA).
- Did not allow a run from 8/24-9/28 covering 15 appearances (9.1 IP) allowing just six hits (0 H & 0 BB in his last 6 app.).

**2016 POSTSEASON:** Appeared in six games during the 2016 postseason and did not allow a run or a hit in 4.0 innings pitched...appeared in the A.L. Wild Card game vs. Baltimore (0.1 IP)...made two appearances for one out in the ALDS vs. Texas and threw 3.1 innings with four strikeouts vs. Cleveland in the ALCS...earned a Hold in Game 4 (10/18) of the ALCS vs. CLE retiring all three batters faced with strikeouts of Rajai Davis and Coco Crisp in a 5-1 Blue Jays win...extended his postseason scoreless streak to 6.1 innings dating back to 2015 (9 appearances).

## 2015

- Appeared in 63 games for the Blue Jays, the second highest game total in his career.
- Struck out 70 batters for a third consecutive season.
- Ranked 10th in the American League in opponent BA (.197).
- Tied a career-high in relief wins with five (2013).
- Did not allow an earned run from June 24 through the end of the season, a span of 37 straight appearances, covering 31.2 innings (allowed just two unearned runs)
- Had a 26.0 innings scoreless streak (6/24-9/19) snapped vs. BOS (9/20) in the 8th inning; the scoreless innings streak was tied for the second longest by a Blue Jays reliever with Scott Downs, two outs shy of Tom Henke's franchise record (26.2).
- Recorded a 1.69 ERA on the road over 30 appearances (26.2 IP).
- Had a 22.1 inning scoreless streak broken on 4/17 vs. ATL, dating back to 8/15/14 covering 25 appearances.
- Also had a strikeout relief appearance streak broken of 14 games dating back to 8/31/14 in the 4/17 game vs. ATL.
- Posted a SO/BB ratio of 32.0 over his last 27 appearances (32 K/1 BB).

**2015 POSTSEASON:** Made two scoreless relief appearances in the 2015 ALDS vs. Texas...was his first career appearance in the postseason...threw a scoreless inning vs. TEX in Game 1 and Game 2...suffered a torn left calf muscle during a rundown with the Rangers' Mike Napoli during a pick-off attempt...did not play in the ALCS.

## 2014

- Pitched a career-high 66 appearances for the Blue Jays
- Fifty-seven of his 66 appearances were scoreless
- Struck out a batter in 51 of 66 appearances.

- Led all Blue Jays relievers with 76 strikeouts and a 2.70 ERA.
- Ranked 7th among American League relievers with 12.83 K/9 IP.
- Held opposing batters to a career-low two home runs against 234 total batters faced.
- Earned his second career save recording the final out after Mark Buerhle threw 8.2 scoreless innings at TAM (4/2).
- Missed 14 games from 6/19-7/3 on the 15-day disabled list with a left groin strain, included a rehabilitation assignment to Buffalo (AAA).
- Finished the season on a 19.2 inning scoreless streak covering 21 appearances, the longest active streak in the American League to end the season (3rd MLB); had an 0.97 WHIP during the stretch allowing 12 hits and seven walks with 33 strikeouts (15.1 K/9 IP).

## 2013

- Pitched his first full season in relief making a then-career high 60 appearances.
- Named to the 2013 All-Star Game for the American League in New York, pitched to one batter and struck out Domic Brown.
- Recorded a streak of retiring 25 straight batters from 5/31-6/17 over seven appearances, T2nd-longest in Blue Jays history and T1st by a reliever (Casey Janssen); the streak was stopped on an intentional walk to Michael Cuddyer vs. COL (6/17)
- Had a no-hit streak from 5/31-6/21, a period of 11.2 innings...held opponents scoreless in 48 of 60 appearances...
- Had a 20.0 inning scoreless streak from 5/12-6/21 covering 17 appearances, the longest streak by a Toronto reliever in 2013.
- Finished the season on the disabled list with left elbow discomfort after his 9/12 appearance; was placed on the 15-day D.L. (9/13) and transferred to the 60-day D.L. (9/26).

## 2012

- Began the season in New Hampshire (AA) making nine starts before promotions to Las Vegas (AAA) and then Toronto in June.
- Was 4-4 with a 2.95 ERA in 15 minor league starts.
- Made 21 appearances with nine starts for the Blue Jays.
- Limited left-handed batters to a .214 opponent BA.
- Did not allow a home run as a relief pitcher (53 TBF).
- Made three relief appearances of 2.0 innings.

## 2011

- Began the season on the Major League roster, but was optioned to Las Vegas (AAA) on 4/21 and recalled for the rest of the season on 6/28.
- Ranked T8th among American League pitchers with one shutout.
- Threw his first MLB complete game at BOS (7/5) tossing 8.0 innings allowing three runs (2 ER) in a 3-2 loss at Fenway Park.

- Two starts later, threw his first career shutout, a four-hitter with seven strikeouts at TEX (7/24) in a 3-0 win.
- Struck out a season-high nine batters over 7.2 innings vs. BAL (9/9) allowing two runs (1 ER) in a 2-0 loss.
- Lost his last seven decisions (8/9-9/25) covering nine starts (0-7, 5.23 ERA), including three quality starts, while receiving a total of 12 runs of support during the nine starts
- Was 8-2 with a 5.26 ERA in Las Vegas tossing two 9.0-inning complete games including a four-hit shutout vs. Colorado Spring (6/13).
- Named Pacific Coast League Pitcher of the Week (6/13-20).

## 2010

- Led the Blue Jays with 15 wins despite starting the season in Las Vegas (AAA).
- Recalled from Las Vegas on April 23 and remained with the Blue Jays the remainder of the season.
- Ranked T10th in the American League with 15 wins and 8th in winning percentage (.682, 15-7)...struck out a career-high 10 batters over 8.0 innings at CLE (5/3) after carrying a perfect game into the 7th inning before a walk to Grady Sizemore broke the perfect game and a single by Jhonny Peralta broke the no-hitter.
- Won five straight starts from 5/19-6/10 posting a 1.49 ERA covering 36.1 innings during the span, allowing just one home run.
- Was 11-2 with a 3.47 ERA in 15 starts against the A.L. East, second only to Jon Lester (12) in wins against the division.
- Was 4-0 against the Yankees marking the first Blue Jays pitcher to win at least four games without a loss against the Yankees in franchise history (Roy Halladay, 5-1, 2008) and the 11th pitcher since divisional play began in 1969 to go 4-0 against the Yankees in a single season.

## 2009

- Began the season in Las Vegas (AAA) but was purchased by Toronto on May 1, becoming the first player from the Blue Jays 2007 draft class to reach the Major Leagues.
- Appeared in 18 games (17 starts) for the Blue Jays, making eight starts of 6.0 innings or more with seven quality.


- Made his Major League debut vs. CLE (5/5) firing 6.0 innings allowing two runs (1 ER) on six hits with no walks, three hit batsmen and six strikeouts in a no-decision the Blue Jays won 10-6.
- Fanned Grady Sizemore looking in his first career Major League hitter faced.
- Earned his first MLB win at OAK (5/10) with 8.0 scoreless innings of five-hit ball with six strikeouts.

## MINOR LEAGUE HIGHLIGHTS

- In 2009, threw a complete game in Las Vegas at Reno (6/15), tossing 8.0 innings compiling 113 pitches in a 5-1 loss.
- Rated as the No. 2 prospect and having the "Best Slider" in the 2008 Blue Jays organization by Baseball America.
- Was 1-0 with an 0.75 ERA in two starts covering 12.0 innings in the 2007 New York-Penn League playoffs helping the Doubledays to the league championship.
- Led all NY-Penn League pitchers with 13 postseason strikeouts and earned the win in the championship-clinching game (9/14/07) vs. Brooklyn.

## BACKGROUND / PERSONAL

- Played college baseball at the University of Maryland where he was a Criminal Justice major.
- Left the school as the Terrapins single-season (13) and career saves (23) leader and single-season appearance leader (30)
- Ranked 12th in NCAA Division 1 his sophomore season with 13 saves
- Played high school baseball at DeMatha (MD) High School where he was NHBSCA and Louisville Slugger Player of the Year in the State of Maryland in 2004.
- Compiled a 13-1 record with a 1.75 ERA and 134 strikeouts in 89.1 innings over his junior and senior season.
- He and his wife, Jennifer, have three children: Bryton, Branson and Braelynn.
- Resides in Olivette, Mo.



Pitcher Bob Gibson gives a postgame interview during the 1964 World Series.





# PAUL DEJONG

(de-YOUNG)

# 12

HEIGHT	WEIGHT	BATS/THROWS	BIRTH DATE	ML SERVICE
6-0	200	R/R	8/2/93	0.124

**FULL NAME:** Paul Sterling DeJong

**BORN:** Orlando, Florida

**OPENING DAY AGE:** 24 (Turns 25 on August 2)

**BECAME CARDINAL:** Selected in the 4th round (131st overall) of the June, 2015 First-Year Player Draft

**CONTRACT STATUS:** Signed through 2023, with club options for 2024 and 2025

**MLB DEBUT:** May 28, 2017 vs. Colorado

## INFIELDER



## COMPLETE RECORD

Year Team	AVG	G	AB	R	H	2B	3B	HR	RBI	SH	SF	HBP	BB	IBB	SO	SB	CS	GDP	SLG	OBP	E
2015 Johnson City	.486	10	37	10	18	6	0	4	15	0	0	2	6	0	9	0	0	0	.973	.578	1
Peoria	.288	56	219	32	63	12	3	5	26	0	2	3	23	0	43	13	4	6	.438	.360	10
2016 Springfield	.260	132	496	62	129	29	2	22	73	0	6	10	40	2	144	3	2	5	.460	.324	17
2017 Memphis	.299	48	177	27	53	9	0	13	34	1	1	2	9	0	46	0	2	3	.571	.339	8
ST. LOUIS	.285	108	417	55	119	26	1	25	65	0	1	4	21	1	124	1	0	8	.532	.325	12
<b>MINOR TOTALS</b>	<b>.283</b>	<b>246</b>	<b>929</b>	<b>131</b>	<b>263</b>	<b>56</b>	<b>5</b>	<b>44</b>	<b>148</b>	<b>1</b>	<b>9</b>	<b>17</b>	<b>78</b>	<b>2</b>	<b>242</b>	<b>16</b>	<b>8</b>	<b>14</b>	<b>.496</b>	<b>.347</b>	<b>36</b>
<b>MAJOR TOTALS</b>	<b>.285</b>	<b>108</b>	<b>417</b>	<b>55</b>	<b>119</b>	<b>26</b>	<b>1</b>	<b>25</b>	<b>65</b>	<b>0</b>	<b>1</b>	<b>4</b>	<b>21</b>	<b>1</b>	<b>124</b>	<b>1</b>	<b>0</b>	<b>8</b>	<b>.532</b>	<b>.325</b>	<b>12</b>

**Note:** Major League Uniform Numbers Worn: 11 (2017)

## REGULAR SEASON FIELDING RECORD

Position	PCT	G	PO	A	E	TC	DP
Second Base	.965	20	30	53	3	86	15
Shortstop	.975	86	111	233	9	353	56

## CAREER TRANSACTIONS

- Selected by the Pittsburgh Pirates in the 38th round (1,151st overall) of the June, 2014 First-Year Player Draft, but did not sign.
- Selected by the St. Louis Cardinals in the 4th round (131st overall) of the June, 2015 First-Year Player Draft.

## CAREER NOTES

- Finished 2nd in the 2017 National League Rookie of the Year voting behind Cody Bellinger (LAD).
- Signed a six-year contract through 2023 with club options for 2024 & 2025, March 5, 2018.
- Earned National League Rookie of the Month for July 2017.
- Became the 9th player in Cardinals team history to homer in his first Major League at-bat, a pinch-hit 9th inning solo home run off Rockies' closer Greg Holland.
- Hit 38 home runs in 156 games between Triple-A Memphis (13) and St. Louis (25) in 2017.
- Selected to the Texas League (AA) All-Star Game and the Arizona Fall League Rising Stars Game in 2016.
- Has hit three extra inning home runs in the minor league portion of his career including two walk-off blasts.
- Academically sound slugger was an Collegiate Academic All-American majoring in biochemistry and pre-medicine.



## 2017

- Finished 2nd in the National League Rookie of the Year voting behind Cody Bellinger (LAD).
- Made his Major League debut on 5/28 at COL and homered in his first plate appearance, a pinch-hit at-bat against Rockies' closer Greg Holland, the 9th Cardinals player to homer in first at-bat.
- Led the Cardinals with 25 home runs, the first rookie to lead the team in home runs since Albert Pujols hit 37 in 2001.
- Ranked 2nd on the Cardinals with 52 extra base hits. His 52 extra base hits in his first 108 MLB games ranked 2nd in Cardinals history (Albert Pujols, 54), 2nd in MLB in 2017 (Cody Bellinger, LAD, 58) and T20th in MLB history behind the leader (Joe DiMaggio, NYY, 77).
- His 25 home runs in his first 108 MLB games ranked 2nd in Cardinals history (Albert Pujols, 26), 2nd in MLB in 2017 (Cody Bellinger, LAD, 36) and T13th in MLB history with Frank Robinson and trailing the leader (Bellinger & Mark McGwire, OAK, 36).
- His 20 home runs playing the shortstop position were 2nd in Cardinals history (Jhonny Peralta, 21, 2014) and tied Cal Ripken, Jr., for 8th-most by an MLB rookie shortstop.
- Named National League Rookie of the Month for July, leading all MLB rookies in home runs (8) and hits (28).
- Set the Cardinals rookie record for home runs in the month of July with 8.
- Led the Cardinals in slugging percentage (.532), but did not qualify for the MLB leaders.
- Ranked among National League rookie leaders in runs (55, 5th), hits (119, 4th), doubles (26, T1st), home runs (25, T4th), RBI (65, 4th), extra base hits (52, T3rd), total bases (222, T3rd), game-winning RBI (5, T8th) and hit by pitch (4, T5th).
- Had eight extra base hits in a three-game series (7/7-9 vs. NYM), the most by a Cardinals player in a three-game series in the modern era (post 1900).
- Tallied four extra base hits vs. NYM (7/8) with three doubles and a home run, becoming the first Cardinals shortstop and No. 8 hitter to ever hit four extra base hits in a single game. Also became the first Cardinals rookie with four extra base hits in a game since 1935 (Terry Moore, 8/28/1935 at PHI).
- Hit safely in six straight plate appearances (7/7-7/9).
- Tied for Cardinals team lead with 10 three-plus hit games.
- Homered in consecutive games eight times with a season-high streak of three games (7/7-9).
- Tallied an extra base hit in five straight games (9/26-30) with a double in three straight games (9/26-28), both were his season-highs.
- Posted the Cardinals single-game high with three doubles (7/8 vs. NYM).
- Had an RBI in six straight games (7/21-26), the longest streak by a Cardinal and T4th longest in the National League (7, J.D. Martinez, Parra, Yelich).
- Hit 38 home runs in 156 games played between St. Louis and Memphis (AAA).
- Played in 48 games with Memphis, batting .299 with 13 HR, 34 RBI and nine doubles.

## 2017 SEASON & CAREER HIGHS

**Most Hits:** 4, 7/8/17 vs. New York Mets.  
**Most Runs:** 3, 6/16/17 at Baltimore.  
**Most 2Bs:** 3, 7/8/17 vs. New York Mets.  
**Most HRs:** 1, 25 times. Last: 9/29/17 vs. Milwaukee.  
**Most RBIs:** 3, three times. Last: 8/29/17 at Milwaukee.  
**Most BBs:** 2, three times. Last: 9/22/17 at Pittsburgh.  
**Most SBs:** 1, 9/14/17 vs. Cincinnati.  
**Longest Hitting Streak:** 9 games, twice. Last: 8/10-19/17.  
**Pinch-Hit Home Runs:** 1. 5/28/17 at Colorado (G. Holland).

## AWARDS & HONORS

**National League Rookie of the Month**  
 2017: St. Louis - July

**MiLB.com Organizational All-Star**  
 2016: St. Louis Cardinals

**Arizona Fall League Rising Star**  
 2016: Glendale

**Texas League Mid-Season All-Star**  
 2016: Springfield (AA)

**Appalachian League Player of the Week**  
 2015: Johnson City (R) - June 23-29

## CAREER MILESTONES

**Major League Debut**  
 May 28, 2017 at Colorado

**First Major League Hit**  
 May 28, 2017 at Colorado off Greg Holland

**First Major League Home Run**  
 May 28, 2017 at Colorado  
 (9th inning, pinch-hit, solo, off Greg Holland)

## 2016

- Played career-high 132 games in his first full season at Springfield (AA). Started 112 games at third base and 11 at shortstop.
- Selected to the Texas League All-Star Game North Squad; entered as a def. replacement at third base and was 0-for-3.
- Ranked among Texas League leaders in hits (129, T7th), runs (62, 7th), slugging (.460, 8th), games (132, T2nd), at-bats (496, 3rd), home runs (22, 5th), RBI (73, T5th), doubles (29, T4th), extra base hits (53, T3rd), total bases (228, 5th)
- Ranked among Cardinals minor league leaders in home runs (22, 2nd), RBI (73, 4th), runs (62, 6th), hits (129, 4th), doubles (29, T2nd) and slugging (.460, 9th).



- Tallied his second career multi-home run game with two solo shots at NW Arkansas (5/6).
- Hit three extra innings home runs coming vs. NW Arkansas (5/12, 10th inning walk-off), vs. Arkansas (6/9, 11th inning walk-off) and at NW Arkansas (7/23, 10th inning go-ahead).
- Posted the 2nd-longest home hitting streak in the Texas League at 12 games, batting .404 (19-47) from 8/9-8/28.
- Finished the season batting .345 (40-116) with 11 doubles, 3 HR and 8 RBI over his final 31 games in August and September.
- Batted .425 (17-40) while playing the shortstop position and .255 (109-427) at third base.
- Had 19 games with multiple RBI and six games with three or more RBI.
- Tallied an RBI in five straight games (5/3-7).
- Played in 19 games, starting 17 at shortstop and one at second base, for Glendale in the Arizona Fall League.
- Batted .232 in the AFL with a home run and nine RBI. Played in the Rising Stars game and was hit by pitch and scored.

**2015**

- Named Appalachian League Player of the Week (6/22-29) batting .521 (12-23) with a home run, 5 RBI and four doubles, hitting safely in all six games.
- Posted a season-high 5 RBI at Pulaski (6/30).
- Hit safely in all 10 games (18-37, .486) in Johnson City before getting promoted to Peoria.
- Posted a career-high four hits at Clinton (7/10).
- Recorded his first multi-home run game vs. Burlington (9/2).
- Ranked among Cardinals minor league leaders in batting (.316, 5th), slugging (.516, 4th), on-base percentage (.394, 4th) and on base + slugging (.909, 3rd).
- Played in four Midwest League playoff games.
- Rated as the "Best Power Hitter" in the Cardinals organization by *Baseball America's* "Best Tools" survey.

**BACKGROUND / PERSONAL**

- Played college baseball at Illinois State University.
- Led the Missouri Valley Conference in 2015 with 14 home runs and tied the Illinois State University school record with three home runs in a game at Eastern Illinois (3/31/15).
- Named a two-time All-MVC First-Team selection and was a Capital One Academic All-American in 2015 majoring in biochemistry and pre-medicine and an MVC Scholar-Athlete First-Team selection in back-to-back season (2014-15).
- Received the MVC Commissioner's Academic Excellence Award all four years in college (2012-15).
- Graduated from Antioch (Ill.) High School cum laude and was a member of the National Honor Roll earning the honor of the Science Department's "Most Outstanding Student" and the senior class "Most Outstanding Boy", while batting .430 with four home runs and 30 RBI as a senior.
- Resides in Orlando, Florida.

**CARDINALS EXTRA BASE HITS  
(FIRST 108 CAREER MLB GAMES)**

Rank	XBH	Season(s)
1. Albert Pujols	54	2001
2. <b>Paul DeJong</b>	<b>52</b>	<b>2017</b>
Joe Medwick	52	1932-33
4. Johnny Mize	50	1936
5. Aledmys Diaz	47	2016
George Watkins	47	1930

**CARDINALS HOME RUNS  
(FIRST 108 CAREER MLB GAMES)**

Rank	HR	Season(s)
1. Albert Pujols	26	2001
2. <b>Paul DeJong</b>	<b>25</b>	<b>2017</b>
Chris Duncan	25	2005-06
4. J.D. Drew	18	1998-99
5. Aledmys Diaz	17	2016
Johnny Mize	17	1936

**CARDINALS ROOKIE HOME RUNS  
MONTH OF JULY**

Rank	HR	Season
1. <b>Paul DeJong</b>	<b>8</b>	<b>2017</b>
2. J.D. Drew	7	1999
Rip Repulski	7	1953
4. Joe Cunningham	5	1954
Johnny Mize	5	1936
<b>Kolten Wong</b>	<b>5</b>	<b>2014</b>



# TOMMY EDMAN

# 82

HEIGHT	WEIGHT	BATS/THROWS	BIRTH DATE	ML SERVICE
5-10	180	S/R	5/9/95	0.000

**FULL NAME:** Thomas Hyunsu Edman

**BORN:** San Diego, California

**OPENING DAY AGE:** 22 (Turns 23 on May 9)

**BECAME CARDINAL:** Selected in the sixth round (196th overall) of the June, 2016 First-Year Player Draft

**CONTRACT STATUS:** Signed through 2018

**INFIELDER (NON-ROSTER)**



## COMPLETE RECORD

Year Team	AVG	G	AB	R	H	2B	3B	HR	RBI	SH	SF	HBP	BB	IBB	SO	SB	CS	GDP	SLG	OBP	E
2016 State College	.286	66	255	*61	73	14	5	4	33	0	4	3	*48	0	29	19	3	4	.427	.400	7
2017 Peoria	.284	38	155	24	44	8	5	2	18	1	2	1	15	2	19	8	2	3	.439	.347	5
Palm Beach	.257	18	70	7	18	2	1	1	11	2	1	2	7	0	18	0	1	1	.357	.338	6
Springfield	.247	63	219	20	54	12	2	2	26	1	2	1	16	0	34	5	2	6	.347	.298	5
<b>MINOR TOTALS</b>	<b>.270</b>	<b>185</b>	<b>699</b>	<b>112</b>	<b>189</b>	<b>36</b>	<b>13</b>	<b>9</b>	<b>88</b>	<b>4</b>	<b>9</b>	<b>7</b>	<b>86</b>	<b>2</b>	<b>100</b>	<b>32</b>	<b>8</b>	<b>14</b>	<b>.398</b>	<b>.352</b>	<b>23</b>

\*Led League

### 2017

- Played 119 games for three different teams during the season starting with 38 games in Peoria (A), then 18 games in Palm Beach (A) and finished the season with 63 games at Springfield (AA).
- Ranked among Cardinals minor leaguers in hits (116, 9th), doubles (22, T10th), triples (8, T2nd), RBI (55, T10th) and stolen bases (13, 10th).
- Tied his career-high with four hits and also scored a career-high four runs recording a double and two triples vs. Cedar Rapids (4/19).
- Batted .330 (38-115) with runners in scoring position on the season, with 25% of his at-bats coming with a runner in scoring position.

### 2016

- Named New York-Penn League Mid-Season All-Star as starting shortstop for the South squad.
- Led the New York-Penn League in walks (48) and runs (61) and ranked among the league leaders in stolen bases (19, T5th), on-base percentage (.400, T4th), hits (73, 5th), total bases (109, 4th) and at-bats (255, 5th).

- Was the 4th-Toughest to Strike Out in the NY-Penn League (10.69 TPA/SO).
- Ranked among Cardinals minor leaguers in runs (61, T7th), triples (5, T4th), walks (48, 10th), stolen bases (19, 7th), on-base percentage (.400, 7th) and OPS (.827, 10th).
- Reached base safely in 19-straight games (7/13-8/5) with a .389 OBP during the stretch.
- Had a career-high four hits vs. Williamsport (6/18), recorded two doubles in the game.
- Walked a career-best four times vs. Batavia (8/25), recording one official at-bat and scored two runs with an RBI.
- Hit his first professional home run at Tri-City (7/6), a three-run shot off Sebastian Kessay. Also walked a then-career high three times in the game.
- Batted .273 (6-22) with two stolen bases in the NY-Penn League playoffs.
- Named a MiLB.com organizational All-Star.
- Rated as having "Best Strike Zone Discipline" in the Cardinals Organization by *Baseball America*.

**BACKGROUND/PERSONAL**

- Played college baseball at Stanford University.
- Was First Team All-Pac 12 in 2016 and named the Most Outstanding Player in the 2014 Bloomington (Ind.) Regional after hitting a regional clinching walk-off home run to eliminate host Indiana and advance to the Super Regional.
- Was a National Merit Scholar and AP Scholar at La Jolla Country Day School.
- His father, John, was a four-year starting shortstop at Williams College.
- Resides in San Diego, California.

**AWARDS & HONORS**

**New York-Penn League Mid-Season All-Star**  
2016: State College (SS-A)

**New York-Penn League Champions**  
2016: State College (SS-A)

**Most Outstanding Player**  
**NCAA Bloomington Regional**  
2014: Stanford University

**High School National Merit Scholar**  
2013: La Jolla High School



Twenty-three-year old Bob Gibson during his rookie season in 1959.



# JACK FLAHERTY

# 32

HEIGHT	WEIGHT	BATS/THROWS	BIRTH DATE	ML SERVICE
6-4	225	R/R	10/15/95	0.031

**FULL NAME:** Jack Rafe Flaherty

**BORN:** Burbank, California

**OPENING DAY AGE:** 22

**BECAME CARDINAL:** Selected in the first round (34th overall) of the June, 2014 First-Year Player Draft

**CONTRACT STATUS:** Signed through 2018

**MLB DEBUT:** September 1, 2017 at San Francisco

**PITCHER**



## COMPLETE RECORD

Year Team	W-L	ERA	G	GS	CG	GF	SHO	SV	IP	H	R	ER	HR	HBP	BB	IBB	SO	WP	BK	BA
2014 GCL Cardinals	1-1	1.59	8	6	0	0	0	0	22.2	18	9	4	1	3	4	1	28	2	0	.209
2015 Peoria	9-3	2.84	18	18	0	0	0	0	95.0	92	38	30	2	7	31	0	97	10	1	.251
2016 Palm Beach	5-9	3.56	24	23	0	0	0	0	134.0	129	63	53	8	2	45	0	126	11	0	.254
2017 Springfield	7-2	1.42	10	10	0	0	0	0	63.1	47	10	10	2	0	11	0	62	1	0	.205
Memphis	7-2	2.74	15	15	0	0	0	0	85.1	73	26	26	10	0	24	2	85	4	0	.233
ST. LOUIS	0-2	6.33	6	5	0	0	0	0	21.1	23	15	15	4	1	10	1	20	0	0	.284
<b>MINOR TOTALS</b>	<b>29-17</b>	<b>2.77</b>	<b>75</b>	<b>72</b>	<b>0</b>	<b>0</b>	<b>0</b>	<b>0</b>	<b>400.1</b>	<b>359</b>	<b>146</b>	<b>123</b>	<b>23</b>	<b>12</b>	<b>115</b>	<b>3</b>	<b>398</b>	<b>28</b>	<b>1</b>	<b>.239</b>
<b>MAJOR TOTALS</b>	<b>0-2</b>	<b>6.33</b>	<b>6</b>	<b>5</b>	<b>0</b>	<b>0</b>	<b>0</b>	<b>0</b>	<b>21.1</b>	<b>23</b>	<b>15</b>	<b>15</b>	<b>4</b>	<b>1</b>	<b>10</b>	<b>1</b>	<b>20</b>	<b>0</b>	<b>0</b>	<b>.284</b>

**Note:** Major League Uniform Numbers Worn: 32 (2017-present)

## REGULAR SEASON FIELDING RECORD

Position	PCT	G	PO	A	E	TC	DP
Pitcher	1.000	6	1	3	0	4	0

## REGULAR SEASON BATTING RECORD

Year Team	AVG	G	AB	R	H	2B	3B	HR	RBI	SH	SF	HBP	BB	IBB	SO	SB	CS	GDP	SLG	OBP	E
2017 ST. LOUIS	.000	6	6	0	0	0	0	0	0	0	0	0	0	0	2	0	0	0	.000	.000	0
<b>MAJOR TOTALS</b>	<b>.000</b>	<b>6</b>	<b>6</b>	<b>0</b>	<b>0</b>	<b>0</b>	<b>0</b>	<b>0</b>	<b>0</b>	<b>0</b>	<b>0</b>	<b>0</b>	<b>0</b>	<b>0</b>	<b>2</b>	<b>0</b>	<b>0</b>	<b>0</b>	<b>.000</b>	<b>.000</b>	<b>0</b>

## CAREER NOTES

- Named Cardinals 2017 Minor League Pitcher of the Year.
- Led Cardinals minor league pitchers in ERA (2.18) & strikeouts (147), co-led in wins (14), and ranked 3rd in innings pitched (148.2) and T4th in starts (25) in 2017.
- Recognized as one of six pitchers (five starters) to be selected to *Baseball America's* 2017 Minor League All-Star First Team.
- Rated as the Cardinals No. 2 prospect (53rd overall) by *Baseball America* in 2018. Also recognized as having the "Best Control" in the Cardinals organization by the same publication.
- Became the 15th youngest Cardinal to make his Major League debut in a start at 21 years and 321 days old (9/1/17 at San Francisco) and the youngest since Rick Ankiel (20 years-35 days) on 8/23/99 at Montreal.
- Also was the youngest pitcher to make a start in his MLB debut since the Dodgers' Julio Urias (19.289) on 5/27/16 vs. the Mets.
- Attended Major League Baseball's Rookie Career Development Program after the 2017 season.



## 2017

- Named the Cardinals 2017 Minor League Pitcher of the Year and appeared in six games (five starts) for St. Louis during his Major League debut season.
- Became the 11th different Cardinal to make his MLB debut in 2017 and the 7th different Cardinals pitcher to make a start behind the original starting five, following Marco Gonzales and Luke Weaver.
- As a starter in five outings, went 0-2 with a 6.64 ERA (20.1 IP/15 ER), 20 strikeouts and 10 walks (St. Louis was 3-2).
- Also made one scoreless relief appearance on 9/25 vs. CHI (1.0 IP).
- Had contract purchased (9/1) and made his Major League debut that night in St. Louis' 11-6 comeback win at SF. Allowed 5 runs on 8 hits and struck out 6 over 4.0 innings in no-decision.
- Became the first Cardinal to draw a starting assignment in his MLB debut since Luke Weaver (8/13/16 at CHI).
- Was 4th Cardinals pitcher to make his MLB debut during the season and was the first Cards pitcher since Kurt Kepshire (1984) to debut as a starter at SF.
- Was the 15th youngest Cardinal to make his MLB debut in a start at 21 years and 321 days old and the youngest since Rick Ankiel (20 years-35 days) at Montreal on 8/23/99.
- Michael Wacha was the next oldest (16th on St. Louis' list) at 21.333 when he made his MLB debut start on May 30, 2013 vs. Kansas City.
- Was also the youngest pitcher to make a start in his MLB debut since the Dodgers' Julio Urias (19.289) vs. Mets on 5/27/16.
- Was the 7th Cardinal in club history to make MLB debut in a start vs. SF & first since Lance Lynn (6/2/11 at STL).
- Fanned his first Major League batter faced (Denard Span, swinging) on 9/1.
- Made a combined 25 starts between Memphis (AAA) and Springfield (AA), leading Cardinals minor league pitchers in ERA (2.18) & strikeouts (147), co-leading in wins (14), and ranking 3rd in innings pitched (148.2) and T4th in starts (25).
- The last Cards pitcher to lead the minor league organization in all three categories at the end of the minor league season was Rick Ankiel in 1999 (13-3, 2.35 ERA, 194 K); 13 wins co-led with Larry Luebbers.
- His 14 wins were T7th-most among all minor league pitchers, while his 2.18 ERA was the 12th-lowest.
- Pitched at least 6.0 innings in 16 of 25 combined minor league starts (all quality).
- Walked a combined 35 batters to 147 strikeouts, while holding opponents to a .221 average against.
- Recognized as a Texas League Mid-Season and Post-Season All-Star with Springfield.
- Was Springfield's Opening Day starter: W, 6.2 IP, 3 H, 0 R, 1 BB, 6 K.
- Named the Texas League Player and Cardinals Minor League Pitcher of the Month for April (4-0, 5 GS, 0.56 ERA, 32.1 IP, 22 H, 2 R, 4 BB, 29 K) Ranked 2nd in ERA among all minor league pitchers (30.0 or more IP).

## 2017 SEASON &amp; CAREER HIGHS

**Most IP (Starter):** 5.0, twice. Last: 10/1 vs. Milwaukee.  
**Most IP (Relief):** 1.0, 9/25 vs. Chicago Cubs.  
**Most Strikeouts (Starter):** 6, 9/1 at San Francisco.  
**Most Walks (Starter):** 4, 9/6 at San Diego.  
**Most Runs Allowed (Starter):** 5, 9/1 at San Francisco.  
**Most Hits Allowed (Starter):** 8, 9/1 at San Francisco.  
**Most HRs Allowed:** 1, 4 times. Last: 10/1 vs. Milwaukee.  
**Longest Scoreless Streak:** 4.0 IP, twice. Last: 10/1-present.  
**Last Relief Appearance:** 9/25 vs. Chicago Cubs.

## AWARDS &amp; HONORS

**Cardinals Minor League Pitcher of the Year**  
 2017: Springfield (AA) & Memphis (AAA)

**Cardinals Minor League Pitcher of the Month**  
 2017: Springfield (AA) - April

**Pacific Coast League Player of the Month**  
 2017: Memphis (AAA) - August

**Texas League Pitcher of the Week**  
 2017: Springfield (AA) - April 17-23

**Texas League Mid-Season All-Star**  
 2017: Springfield (AA)

**Texas League Post-Season All-Star**  
 2017: Springfield (AA)

**Texas League Player of the Month**  
 2017: Springfield (AA) - April

**Baseball America Minor League  
 All-Star - First Team**  
 2017: Springfield (AA) & Memphis (AAA)

**All-Star Future Games Selection - US**  
 2017: Memphis (AAA)

## CAREER MILESTONES

**Major League Debut**  
 September 1, 2017 at San Francisco

**First Major League Start**  
 September 1, 2017 at San Francisco

**First Career Strikeout**  
 September 1, 2017 at San Francisco  
 (1st inning, Denard Span, swinging)



- Recognized as Texas League Pitcher of the Week for the April 17-23 period...tossed 13.2 scoreless innings with eight hits and two walks while striking out 14 over two starts.
- Matched career high of 12 strikeouts on 5/5 vs. Northwest Arkansas (7.0 IP, 2 H, R, ER, BB, 12 K).
- Represented St. Louis on the U.S. Team in the 2017 Sirius/XM MLB All-Star Futures Game (7/9) in Miami. Allowed two runs with one strikeout in the 6th inning.
- Promoted to Memphis on 6/1, where at the time, ranked among Texas League leaders in wins (1st), WHIP (0.92, 1st), ERA (2nd), strikeouts (2nd), innings pitched (3rd), and Opp. AVG (.204, 4th).
- Over 10-start stretch (7/4-8/26) with Memphis, was 6-1 with a 2.01 ERA (58.1 IP/13 ER) and 54 strikeouts...yielded 2 runs or fewer in nine outings, while six of those were shutout or one-run starts.
- Named Pacific Coast League August Player of the Month in a vote by league managers. In five August starts, was 4-1 with a 1.97 ERA (7 ER/32.0 IP), 29 strikeouts and only seven walks.
- Was one of six pitchers (five starters) to be selected to *Baseball America's* 2017 Minor League All-Star First Team.
- Rated as the Pacific Coast League's No. 8 prospect and the Texas League's No. 4 prospect by *Baseball America* following the season.
- Ranked T7th among 2015 Cardinals minor league pitchers with nine wins and T6th with 97 strikeouts.
- Won eight straight decisions (6/12-8/18/15), and was the only starting pitcher (no relief appearances) in Minor League Baseball with at least eight wins and zero losses over that period.
- Struck out a career-high 12 batters over 6.0 innings vs. Lake County (8/6)
- Made one start in the Midwest League playoffs tossing 7.0 innings allowing one run in a no decision.
- Rated as the No. 3 prospect in the Cardinals organization by *Baseball America* after the 2014 season.
- Earned his first professional win vs. GCL Marlins in 2014 (7/12) in relief.

### BACKGROUND / PERSONAL

- Graduated from Harvard-Westlake (Calif.) High School.
- Was high school teammates of pitchers Max Fried and Lucas Giolito, both selected in the first round of the June, 2012 First-Year Player Draft.
- Went 23-0 with an 0.63 ERA over his final two seasons and 35-3 overall throughout his high school career.
- Recognized as a two-time Southern Section Division 1 Player of the Year.
- Named 2014 Los Angeles Daily News All-Area Baseball Player of the Year and California Gatorade State Player of the Year.
- Named USA Today second team All-USA High School selection.
- Signed a letter of intent with the University of North Carolina.
- Joined Cardinals organization as first round compensatory pick gained when outfielder Carlos Beltrán signed with the New York Yankees.
- Resides in Sherman Oaks, Calif.

### MINOR LEAGUE HIGHLIGHTS

- In 2016, ranked 3rd in the Florida State League and 3rd among Cardinals minor leaguers with a Palm Beach team-high 126 strikeouts in 23 starts (24 appearances).
- Ranked among Cardinals minor leaguers in innings (134.0, 6th), games started (23, T8th) and opponent BA (.254, 10th).
- Made one relief appearance for 6.0 innings following Lance Lynn who was on an MLB rehab appearance vs. St. Lucie (8/19) and struck out 10 batters.

### YOUNGEST CARDINALS STARTING PITCHERS TO MAKE THEIR MAJOR LEAGUE DEBUT

RANK	AGE	DATE	OPPONENT	RESULT	IP	H	R	ER	BB	SO	HR	
1.	Ray Sadecki	19.145	5/19/1960	at Pittsburgh	L, 8-3	2.2	8	5	2	0	2	1
2.	Rick Ankiel	20.035	8/23/1999	at Montreal	L, 11-7 (ND)	5.0	5	3	3	2	6	1
3.	Howie Pollet	20.055	8/20/1941 (2)	at Boston	W, 3-2	9.0	4	2	2	4	7	0
4.	Santiago Guzman	20.067	9/30/1969	Philadelphia	L, 4-3	7.1	9	4	4	3	7	2
5.	Jerry Reuss	20.100	9/27/1969	at Montreal	W, 2-1	7.0	2	0	0	3	3	0
6.	Dizzy Dean	20.255	9/28/1930	Pittsburgh	W, 3-1	9.0	3	1	1	3	5	0
7.	Dick Niehaus	20.320	9/9/1913	at Chicago (NL)	L, 4-0	8.0	4	4	3	4	2	1
8.	Bob Blaylock	21.024	7/22/1956 (1)	Brooklyn	L, 5-3	7.2	11	5	5	5	6	2
9.	Johnny Stuart	21.091	7/27/1922	at New York Giants	L, 12-7 (ND)	0.0	0	2	0	1	0	0
10.	Reggie Cleveland	21.131	10/1/1969	Philadelphia	W, 6-5 (ND)	4.0	7	4	4	1	3	0
11.	Andy Rincon	21.194	9/15/1980	at Chicago (NL)	W, 5-1	9.0	5	1	1	2	4	0
12.	Paul Dean	21.247	4/18/1934	Pittsburgh	L, 7-6 (ND)	2.0	5	4	4	1	0	2
13.	Vinegar Bend Mizell	21.253	4/22/1952	at Cincinnati	L, 2-1	8.0	5	2	2	6	4	0
14.	Tink Riviere	21.256	4/15/1921	at Chicago (NL)	L, 11-4 (ND)	6.0	5	4	3	4	3	0
15.	<b>Jack Flaherty</b>	<b>21.321</b>	<b>9/1/2017</b>	<b>at San Francisco</b>	<b>W, 11-6 (ND)</b>	<b>4.0</b>	<b>8</b>	<b>5</b>	<b>5</b>	<b>1</b>	<b>6</b>	<b>1</b>
16.	<b>Michael Wacha</b>	<b>21.333</b>	<b>5/30/2013</b>	<b>Kansas City</b>	<b>L, 4-2 (ND)</b>	<b>7.0</b>	<b>2</b>	<b>1</b>	<b>1</b>	<b>0</b>	<b>6</b>	<b>0</b>





# DEXTER FOWLER

# 25

HEIGHT	WEIGHT	BATS/THROWS	BIRTH DATE	ML SERVICE
6-5	205	S/R	3/22/86	8.168

**FULL NAME:** William Dexter Fowler**BORN:** Atlanta, Georgia**OPENING DAY AGE:** 32**BECAME CARDINAL:** Signed as a free agent to a five-year contract, December 9, 2016**CONTRACT STATUS:** Signed through 2021**MLB DEBUT:** September 2, 2008 at San Francisco**OUTFIELDER**

## COMPLETE RECORD

Year Team	AVG	G	AB	R	H	2B	3B	HR	RBI	SH	SF	HBP	BB	IBB	SO	SB	CS	GDP	SLG	OBP	E
2005 Casper	.273	62	220	43	60	10	4	4	23	3	0	2	27	1	73	18	6	2	.409	.357	4
2006 Asheville	.296	99	405	92	120	31	6	8	46	2	1	7	43	0	79	43	23	8	.462	.373	8
2007 Modesto	.273	65	245	43	67	7	5	2	23	2	1	7	44	0	64	20	11	4	.367	.397	4
2008 Tulsa	.335	108	421	92	141	31	+9	9	64	8	3	8	65	4	89	20	8	6	.515	*.431	6
Colorado	.154	13	26	3	4	0	0	0	0	0	0	1	0	0	5	0	1	0	.154	.185	0
2009 Tulsa#	.400	3	10	3	4	2	0	0	3	0	0	0	3	0	3	1	0	1	.600	.538	1
Colorado	.266	135	433	73	115	29	10	4	34	14	3	1	67	1	116	27	10	4	.406	.363	4
2010 Colo. Springs	.340	27	106	23	36	10	4	2	13	0	0	1	17	1	27	1	0	4	.566	.435	0
Colorado	.260	132	439	73	114	20	*14	6	36	7	0	2	57	0	104	13	8	5	.410	.347	1
2011 Colo. Springs#	.237	24	97	17	23	6	1	2	9	1	0	1	15	0	24	2	1	2	.381	.345	0
Colorado	.266	125	481	84	128	35	15	5	45	7	1	6	68	3	130	12	9	6	.432	.363	8
2012 Colorado	.300	143	454	72	136	18	11	13	53	6	2	0	68	1	128	12	5	5	.474	.389	6
2013 Colo. Springs#	.000	2	6	0	0	0	0	0	0	0	0	0	3	0	2	1	0	0	.000	.333	0
Colorado	.263	119	415	71	109	18	3	12	42	4	2	6	65	1	105	19	9	5	.407	.369	3
2014 Oklahoma City#	.300	4	10	1	3	0	0	0	1	0	0	0	2	0	0	0	0	1	.300	.417	0
Houston	.276	116	434	61	120	21	4	8	35	1	1	3	66	2	108	11	4	6	.399	.375	5
2015 Chicago (NL)	.250	156	596	102	149	29	8	17	46	2	3	5	84	1	154	20	7	4	.411	.346	4
2016 South Bend#	.000	1	2	0	0	0	0	0	0	0	0	0	2	0	1	0	0	1	.000	.500	0
Iowa#	.200	2	5	2	1	1	0	0	0	0	0	0	1	0	2	0	0	0	.400	.333	0
Chicago (NL)	.276	125	456	84	126	25	7	13	48	1	4	11	79	0	124	13	4	3	.447	.393	4
2017 ST. LOUIS	.264	118	420	68	111	22	9	18	64	0	4	4	63	6	101	7	3	10	.488	.363	1
<b>MINOR TOTALS</b>	<b>.298</b>	<b>397</b>	<b>1527</b>	<b>316</b>	<b>455</b>	<b>98</b>	<b>29</b>	<b>27</b>	<b>182</b>	<b>16</b>	<b>5</b>	<b>26</b>	<b>222</b>	<b>6</b>	<b>364</b>	<b>106</b>	<b>49</b>	<b>29</b>	<b>.453</b>	<b>.395</b>	<b>23</b>
<b>A.L. TOTALS</b>	<b>.276</b>	<b>116</b>	<b>434</b>	<b>61</b>	<b>120</b>	<b>21</b>	<b>4</b>	<b>8</b>	<b>35</b>	<b>1</b>	<b>1</b>	<b>3</b>	<b>66</b>	<b>2</b>	<b>108</b>	<b>11</b>	<b>4</b>	<b>6</b>	<b>.399</b>	<b>.375</b>	<b>5</b>
<b>N.L. TOTALS</b>	<b>.267</b>	<b>1066</b>	<b>3720</b>	<b>630</b>	<b>992</b>	<b>196</b>	<b>77</b>	<b>88</b>	<b>368</b>	<b>41</b>	<b>19</b>	<b>36</b>	<b>551</b>	<b>13</b>	<b>967</b>	<b>123</b>	<b>55</b>	<b>42</b>	<b>.432</b>	<b>.365</b>	<b>31</b>
<b>MAJOR TOTALS</b>	<b>.268</b>	<b>1182</b>	<b>4154</b>	<b>691</b>	<b>1112</b>	<b>217</b>	<b>81</b>	<b>96</b>	<b>403</b>	<b>42</b>	<b>20</b>	<b>39</b>	<b>617</b>	<b>15</b>	<b>1075</b>	<b>134</b>	<b>60</b>	<b>48</b>	<b>.428</b>	<b>.366</b>	<b>36</b>

\*Led League

+Tied for League Lead

#Injury Rehabilitation Assignment

**Note:** Major League Uniform Numbers Worn: 14 (2008), 63 (2008), 24 (2009-13, 2015-16), 21 (2014), 25 (2017-present)

## WILD CARD RECORD

Year Team	AVG	G	AB	R	H	2B	3B	HR	RBI	SH	SF	HBP	BB	IBB	SO	SB	CS	GDP	SLG	OBP	E
2015 CHI at PIT	.750	1	4	3	3	0	0	1	1	0	0	1	0	0	0	1	0	0	1.500	.750	0



## DIVISION SERIES RECORD

Year Team	AVG	G	AB	R	H	2B	3B	HR	RBI	SH	SF	HBP	BB	IBB	SO	SB	CS	GDP	SLG	OBP	E
2009 COL vs. PHI	.214	4	14	1	3	0	0	0	2	1	2	0	1	0	3	0	0	1	.214	.235	0
2015 CHI vs. STL	.188	4	16	2	3	1	0	1	2	1	0	0	1	0	3	0	0	0	.438	.235	0
2016 CHI vs. SF	.133	4	15	2	2	1	0	0	0	0	0	0	2	0	6	0	0	0	.200	.235	0
<b>D.S. TOTALS</b>	<b>.178</b>	<b>12</b>	<b>45</b>	<b>5</b>	<b>8</b>	<b>2</b>	<b>0</b>	<b>1</b>	<b>4</b>	<b>2</b>	<b>2</b>	<b>0</b>	<b>4</b>	<b>0</b>	<b>12</b>	<b>0</b>	<b>0</b>	<b>1</b>	<b>.289</b>	<b>.235</b>	<b>0</b>

## LEAGUE CHAMPIONSHIP SERIES RECORD

Year Team	AVG	G	AB	R	H	2B	3B	HR	RBI	SH	SF	HBP	BB	IBB	SO	SB	CS	GDP	SLG	OBP	E
2015 CHI vs. NYM	.250	4	16	1	4	1	0	0	0	0	0	0	1	0	3	0	0	0	.313	.294	0
2016 CHI vs. LA	.333	6	27	6	9	3	0	1	4	0	0	0	0	0	4	0	0	0	.556	.333	0
<b>L.C.S. TOTALS</b>	<b>.302</b>	<b>10</b>	<b>43</b>	<b>7</b>	<b>13</b>	<b>4</b>	<b>0</b>	<b>1</b>	<b>4</b>	<b>0</b>	<b>0</b>	<b>0</b>	<b>1</b>	<b>0</b>	<b>7</b>	<b>0</b>	<b>0</b>	<b>0</b>	<b>.465</b>	<b>.318</b>	<b>0</b>

## WORLD SERIES RECORD

Year Team	AVG	G	AB	R	H	2B	3B	HR	RBI	SH	SF	HBP	BB	IBB	SO	SB	CS	GDP	SLG	OBP	E
2016 CHI vs. CLE	.233	7	30	3	7	1	0	2	2	0	0	1	0	0	7	1	1	0	.467	.258	0

## ALL-STAR GAME RECORD

Year Team	AVG	G	AB	R	H	2B	3B	HR	RBI	SH	SF	HBP	BB	IBB	SO	SB	CS	GDP	SLG	OBP	E
2016 National	DID NOT PLAY -- INJURED																				

## REGULAR SEASON FIELDING RECORD

Position	PCT	G	PO	A	E	TC	DP
Outfield	.985	1112	2311	41	36	2388	14

**Note:** Led National League centerfielders with a .996 fielding percentage in 2010.

### 2017 SEASON HIGHS

**Most Hits:** 3, eight times. Last: 9/21 at Cincinnati.  
**Most Runs:** 3, twice. Last: 9/19 at Cincinnati.  
**Most 2Bs:** 2, twice. Last: 9/21 at Cincinnati.  
**Most RBI:** 5, 8/10 vs. Kansas City.  
**Most BBs:** 3, three times. Last: 8/11 vs. Atlanta.  
**Most SBs:** 1, seven times. Last: 9/22 at Pittsburgh.  
**Longest Hitting Streak:** 6 games, twice. Last: 9/16-9/22.

### CAREER HIGHS

**Most Hits:** 4, four times. Last: 6/9/13 vs. San Diego.  
**Most Runs:** 3, 18 times. Last: 9/19/17 at Cincinnati.  
**Most 2Bs:** 3, 8/13/09 vs. Pittsburgh.  
**Most HRs:** 2, four times. Last: 4/19/17 vs. Pittsburgh.  
**Most RBI:** 5, 8/10/17 vs. Kansas City.  
**Most BBs:** 4, 7/4/10 vs. San Francisco.  
**Most SBs:** 5, 4/27/09 vs. San Diego.  
**Longest Hitting Streak:** 11 games, 4/23-5/3/13.  
**Grand Slams:** 3. Last: 8/10/17 vs. Kansas City (Feliz).  
**Lead-Off HRs:** 23. Last: 6/2/17 at Chicago Cubs (Lackey).  
**Pinch-Hit HRs:** 2. Last: 5/27/12 at Cincinnati (Latos).

### CAREER TRANSACTIONS

- Selected by Colorado Rockies in 14th round (410th player overall) of the June, 2004 First-Year Player Draft.
- On Colorado disabled list (bruised right knee), August 25-September 9, 2009; included injury rehabilitation at Tulsa (AA).
- On Colorado disabled list (left abdominal strain), June 5-20, 2011; included injury rehabilitation at Colorado Springs (AAA).
- On Colorado disabled list (right wrist soreness), June 26-July 11, 2013; included injury rehabilitation at Colorado Springs (AAA).
- Acquired by the Houston Astros in exchange for OF Brandon Barnes and RHP Jordan Lyles, December 3, 2013.
- On Houston disabled list (right intercostal strain), June 27-August 13, 2014; included injury rehabilitation at Oklahoma City (AAA).
- Acquired by the Chicago Cubs in exchange for RHP Dan Straily and INF Luis Valbuena, January 19, 2015.
- Signed by Chicago Cubs as a free agent, February 25, 2016.
- On Chicago (NL) disabled list (right hamstring strain), June 19 to July 21, 2016; included injury rehabilitation assignments at South Bend (A) and Iowa (AAA).
- Signed by St. Louis Cardinals as a free agent, December 9, 2016.
- On St. Louis disabled list (right heel spur), June 25-July 6, 2017.
- On St. Louis disabled list (left forearm strain), July 25-August 6, 2017.

**CAREER NOTES**

- Joined the St. Louis Cardinals as his fourth organization in 2017, following the Chicago Cubs, Houston Astros and Colorado Rockies.
- Voted to the 2016 National League All-Star Team as the starting centerfielder.
- His 81 triples since 2009 are the most in MLB during that period and the 4th-most among active players.
- Has 23 career leadoff home runs, ranking T9th among active players and T28th all-time in Major League history.
- Since 2009, ranks 3rd among N.L. players batting in the No. 1 position in on-base percentage (.365)...teammate Matt Carpenter leads at .391.
- As a switch-hitter, has a career batting average of .297 (347-1,167; 20 HR) from the right side and .256 (765-2,987; 76 HR) from the left side.
- From 2009-16, he and Ian Kinsler were the only two players in MLB with at least 60 runs, 30 extra base hits and 10 stolen bases in every season.
- Stole 10 or more bases in eight consecutive seasons (2009-16), one of nine players in MLB to do so over that period. Enters the 2018 season with the most career stolen bases (134) of anyone on the Cardinals roster.
- Ranks tied for 1st in Chicago Cubs postseason history in runs (17), tied for 2nd in doubles (7), 3rd in hits (28), and is tied for 4th in home runs (5).
- Is the first player in World Series history to lead off a Game 7 with a home run and the 10th player in history to hit a leadoff home run in a World Series game.
- Is the Rockies franchise record holder with 619 career games played in centerfield.
- Led the National League with 14 triples in 2010.
- Paced all National League centerfielders in fielding percentage in 2010 (.996).
- Rated as the "Best Athlete" and No. 1 prospect in the Rockies organization in 2009 by *Baseball America*.
- Selected as an Arizona Fall League Rising Star in 2007.
- Won a bronze medal while playing for Team USA in the 2008 Summer Olympics in Beijing, China.
- Was the starting centerfielder for the USA Team in the 2008 All-Star Futures Games at Yankee Stadium.

**2017**

- Posted career highs in home runs (18) and RBI (64), while playing in 118 games. Has played in 115 games or more in every full season of his career dating back to 2009.
- Missed 12 games while on the disabled list with a right heel spur (6/25-7/6) and 13 games with a left forearm injury (7/25-8/6).
- Ranked T3rd in the National League with a team-best nine triples. His nine triples were the most by a Cardinal since Delino DeShields hit 14 (1997).
- Hit lead-off home runs vs. BOS (5/17) off Rick Porcello and at CHI (6/2) off John Lackey in his first at-bat returning to Wrigley Field.

**AWARDS & HONORS****World Series Championship**

2016: Chicago (N.L.)

**National League All-Star**

2016: Chicago (N.L.)

**Baseball America Major League****All-Rookie Team**

2009: Colorado

**All-Star Futures Game Selection**

2008: Tulsa (AA)

**Summer Olympic Games - Beijing, China**

2008: United States (Bronze)

**Baseball America Double-A All-Star**

2008: Tulsa (AA)

**Texas League Mid-Season All-Star**

2008: Tulsa (AA)

**Texas League Post-Season All-Star**

2008: Tulsa (AA)

**Texas League Player of the Week**

2008: Tulsa (AA) - June 9-15

2008: Tulsa (AA) - July 21-27

**Rockies Player of the Month**

2008: Tulsa (AA) - June

**Arizona Fall League Rising Star**

2007: Peoria

**Arizona Fall League All-Prospect Team**

2007: Peoria

**South Atlantic League Mid-Season All-Star**

2006: Asheville (A)

**South Atlantic League Post-Season All-Star**

2006: Asheville (A)

**Hawaii Winter League Player of the Week**

2006: Waikiki - October 8

**Hawaii Winter League Post-Season All-Star**

2006: Waikiki



- Ranked T4th in the National League for home runs (18) hit by a switch-hitter.
- Led the Cardinals with 12 game-winning RBI, ranking T9th in the National League.
- Twelve of his 18 home runs tied or gave the Cardinals a lead.
- Hit his third career grand slam vs. KC (8/10), off Neftali Feliz to break a 3-3 tie.
- Homered in four straight games (6/15-18) and three straight games (9/17-20) during the season. His four straight games with a home run tied for the team high (Grichuk).
- Had two RBI or more in five straight games (9/17-22) marking a new career high.
- Walked in 9 straight games (7/21-8/11) the longest streak in the National League in 2017.
- Hit 16 of his 18 home runs against right-handed pitchers.
- Batted .205 (40-195) with 8 HR and 17 RBI in the No. 1 position in the batting order. .300 (15-50) with 5 HR, 13 RBI in the No. 2 position, .271 (23-85) with 3 HR, 11 RBI in the No. 3 position and .333 (21-63) with a HR and 15 RBI in the No. 4 position of any with 10 or more games.
- Had a strong August batting .328 (22-67) with a home run, 14 RBI and 16 walks for a .453 on-base percentage.
- Led all National League players with 19 RBI in Interleague games, ranked 6th in batting (.360), 2nd in runs scored (18), T3rd in hits (27), T5th in home runs (6) and T6th in doubles (7).
- Drew 13 walks against his former club, the Cubs, T1st of any MLB player (Suarez, CIN).
- Made only one error in 228 total chances for a .996 fielding percentage, ranking 2nd among National League centerfielders (Yelich, MIA, .997). His five outfield assists ranked T9th among N.L. centerfielders.

## 2016

- Was the Cubs Opening Day starting centerfielder, the first to start consecutive Opening Days since Marlon Byrd (2010-12).
- Selected to the National League All-Star Team as the starting centerfielder in San Diego, but did not play due to injury.
- Set a career-high with a .393 on-base percentage, ranking 6th in the National League.
- Homered in his first at-bat off the disabled list at MIL (7/22), becoming the first Cub to homer in his first at-bat following a D.L. stint of at least 30 days since Sammy Sosa in 1992.
- Batted .390 (39-100) with eight doubles, two triples, seven home runs and a .483 on-base percentage in 118 plate appearances leading off the game...led all MLB players (min. 81 PA) in average, OBP, slugging (.720), OPS (1.203) and walks (15, T1st). His .483 OBP leading off was the highest mark in MLB since Chuck Knoblauch posted a .497 mark in 1996.
- Ranked 2nd in the National League with 4.40 pitches per plate appearance, his highest career mark.
- Collected his 1,000th career hit at CIN (10/1), a single to centerfield in the 7th inning off Michael Lorenzen.

## MOST TRIPLES AMONG ACTIVE PLAYERS

RANK	TRIPLES	MLB TENURE
1. Jose Reyes	128	2003-17
2. Ichiro Suzuki	96	2001-17
3. Curtis Granderson	92	2004-17
4. <b>Dexter Fowler</b>	<b>81</b>	<b>2008-17</b>
5. Denard Span	65	2008-17

- Reached base safely to lead off six straight games (4/28-5/4), tying a Cubs mark held since 1946.
- Hit seven lead-off home runs, T5th in MLB and the third most single-season in Cubs history.
- Led the Cubs with 13 stolen bases, his eighth consecutive season with 10 or more stolen bases.
- Scored a run in nine straight games (7/28-8/7), the longest streak in his career and T4th longest in MLB in 2016.
- Experienced his first career ejection (Vic Carapazza) on 5/5 vs. WSH, for arguing balls and strikes.
- Missed 28 games on the 15-day D.L. with a right hamstring strain (6/19-7/21). Returned to the active roster on 7/22 after rehab assignments to South Bend (A) and Iowa (AAA). Cubs were 11-17 during his time on the disabled list.

**2016 POSTSEASON:** Started and batted lead-off in all 17 games during the postseason batting .250 (18-72) with 3 HR and 6 RBI...hit a home run to lead-off Game 7 of the World Series becoming the first player in World Series history to lead-off a Game 7 with a home run and the 11th to lead-off a World Series game with a home run (last: Gregor Blanco, SF, Game 2 of 2014 WS at KC)...his home run in the 8th inning of Game 4 of the World Series made him the first Cubs player to hit a home run at Wrigley Field since Chuck Klein in Game 5 of the 1935 WS...tallied three hits in Game 7 of the World Series to combine with Kyle Schwarber's three hits, marking the the fourth time a pair of teammates had at least three hits in a Game 7 of the WS and the first since Darryl Motley and George Brett for the 1985 Royals...with a lead-off double in Game 4 of the World Series, became the first player in MLB history with three lead-off doubles in one Postseason, tabulating one in each of the NLDS, NLCS and WS...joined teammate Kris Bryant and Frank Demaree (1935) as the only two Cubs to hit two home runs in a single World Series...collected two hits and a RBI in Games 4-6 of the NLCS...batted .444 (4-9) with runners in scoring position in the postseason.

## 2015

- Appeared in a career-high 156 games in his first season with Chicago (N.L.).
- Ranked fourth in the N.L. with a career-high 102 runs scored, also set career marks with 149 hits, 17 home runs and 84 walks.
- Posted a team-leading 20 stolen bases, his most since 27 in 2009 with the Rockies.
- Drew a league-leading 33 walks when leading off an inning, most in the majors.
- Hit five leadoff homers.
- Played 152 games in center field, recording a .988 fielding percentage (4 E/346 TC).



- Connected for a pair of triples at COL (4/11) tying his career high; was the first Cubs player to record two triples in a road game since Jose Macias at SD (5/14/2004)
- Belted a game-winning two-run homer off LaTroy Hawkins (4/12) at Colorado with two outs in the ninth and an 0-2 count, erasing a 5-4 deficit in a 6-5 win.
- Belted his second career grand slam (6/21) at Minnesota off Michael Tonkin.
- Reached base safely in a career-high 22-consecutive games (7/12-8/8).
- Enjoyed a torrid August in which he batted .298 (31-for-104) with 17 extra-base hits, 10 RBI, 17 walks, a .408 on-base percentage and a .587 slugging mark, good for a .995 OPS
- Recorded a .389 on-base percentage in 71 games following the All-Star break...his 49 walks in the season's second half ranked fifth in the N.L.

**2015 POSTSEASON:** Batted .278 (10-36) with six runs, two doubles, two homers, three RBI, a stolen base and an .816 OPS in nine games...went 3-for-4 with three runs, a solo homer and a stolen base in the Wild Card Game at PIT (10/7)...tied the Cubs postseason mark for runs scored in a postseason game.

## 2014

- Played 116 games, starting 110 in centerfield, in his lone season with the Houston Astros.
- Ranked 9th in the American League with a .375 on-base percentage.
- Ranked 4th in the A.L. with a 13.1 percent walk rate...led the Astros with 66 walks and his 16 multi-walk efforts were the most by an Astro since Lance Berkman had 25 in 2009.
- Appeared on his sixth Opening Day roster and made his fourth career Opening Day start becoming the third player to record two doubles and two runs in their Astros debut, joining Vinny Castilla (5/15/2001) and Jack Hiatt (4/8/1971).
- The following day, went 2-for-4 with a leadoff homer (his first of three on the season), becoming the most recent MLB player to record two or more runs and two or more extra-base hits in the first two games of the season since Barry Bonds in 2002.
- Became the first player in franchise history with at least two hits and one run in each of his first three games in an Astros uniform (4/1-4/3 vs. New York).
- Missed four games from April 4-7 due to gastroenteritis..
- Walked in a career-high nine-straight games (5/10-19), the first Astros player since Morgan Ensberg (8/2-8/11/2006).
- Led the A.L. in walks (24) and on-base percentage (.420) in the month of May.
- Missed 40 games on the disabled list due to a right intercostal strain (6/27-8/13)
- Played four injury rehabilitation games with Oklahoma City (AAA), and batted .300 (3-for-10).
- Activated from the D.L. (8/13) and batted .288 (17-for-59) with seven walks and two homers in his first 15 games.
- Traded by Houston to the Chicago Cubs in exchange for pitcher Dan Straily and infielder Luis Valbuena (January 19, 2015).

## CAREER MILESTONES

### Major League Debut

September 2, 2008 vs. San Francisco

### First Major League Hit

September 10, 2008 at Atlanta off Will Ohman

### First Major League Home Run

April 8, 2009 at Arizona  
(1st inning, leadoff, solo, off Doug Davis)

### 1,000th Career Game

June 14, 2016 at Washington

### 1,000th Career Hit

October 1, 2016 at Cincinnati  
(7th inning, single, off Michael Lorenzen)

## 2013

- His final season with the Rockies marked the fifth-straight campaign of at least 70 runs scored, 30 extra-base hits and 10 stolen bases.
- Hit double-digit home runs (12) for a second straight season, while his 19 stolen bases were the second-most of his career behind 27 his rookie season in 2009.
- Despite playing a career-low 119 games, led the club and finished 14th in the N.L. with 65 walks.
- Began the season batting .305 (29-for-95) with four doubles, one triple, eight home runs and 15 RBI in 26 April games.
- His eight home runs in April ranked T6th in the National League and were his career high in a month...slugged .621, ranking 8th in the N.L. in April.
- Had a pair of multi-home run games: 4/12 at SD and 6/2 vs. LAD, his 2nd and 3rd career multi-homer games.
- Played just nine games in September, and 45 games after the All-Star Break, due to multiple injuries, including a right wrist injury (6/27-7/11) and a left knee injury (did not spend time on the D.L.).
- Traded by the Rockies with a player to be named later to the Astros in exchange for outfielder Brandon Barnes and righthander Jordan Lyles (December 3, 2013).

## 2012

- Set then-career marks in games (143), hits (136), home runs (13), RBI (53), walks (68, tied his mark from 2011), batting average (.300), on-base percentage (.389) and slugging (.474).
- Ranked 6th in the National League in OBP (.389).
- Set the Rockies career triples record when he picked up his 50th career triple vs. SF (8/3), passing Neifi Perez (49).
- His 50th triple came in his 503rd career game making him the only player who debuted after World War II to reach 50 triples as fast as Gary Templeton (487th in 1979).



- Was one of 14 N.L. players to hit .300 or better.
- His .863 OPS was 12th in the N.L. and was the 4th-highest among MLB center fielders...only Andrew McCutchen (.953) finished with a higher mark in the N.L.
- Led the majors with a .379 (50-for-132) batting average in the 7th inning or later.
- Notched his first two career pinch-hit home runs a week apart, vs. SEA (5/20) and at CIN (5/27).

## 2011

- In his third full Major League season opened as the Rockies's starting center fielder.
- Raced out a career-high 15 triples ranking 3rd in the Majors/ National League trailing only Jose Reyes and Shane Victorino (16).
- Set career-highs with 35 doubles and 55 extra base hits..
- His 37 extra-base hits after the All-Star Break ranked 3rd in the N.L.
- Landed on the disabled list with an abdominal strain (6/5)... activated from the D.L. and optioned to Colorado Springs (AAA) on 6/20.
- In 24 games for the Sky Sox batted .237 with two home runs and nine RBI before being recalled to the Rockies (7/15) where he spent the remainder of the season.
- Following his promotion, led the club in several categories in the season's second half: hits (78), runs (51), doubles (10), triples (10), walks (37), extra-base hits (37) and total bases (135).
- Homered from both sides of the plate vs. Arizona (9/5); became the second Rockies player in franchise history to accomplish the feat (Aaron Miles, 4/14/04).
- Reached safely in 56 of his final 64 games, including 47 with at least one hit.

## 2010

- Was on the Rockies Opening Day roster for the second straight season.
- Became the Rockies everyday center fielder following the All-Star break after spending nearly a month from late May to late-June with Colorado Springs (AAA).
- Led the majors with 14 triples setting the Rockies single-season franchise mark.
- Batted .333 (25-75) with 31 RBI with runners in scoring position, including a .436 (17-39) mark after the All-Star Break.
- Led all National League centerfielders with a .996 fielding percentage, making just one error in 120 games and 242 total chances.

## 2009

- Played his first full season in the majors with Colorado.
- Led all MLB rookies with 67 walks and 10 triples...ranked 5th in the National League with 10 triples.

- Stole a career-high 27 bases, leading all National League rookies and ranking T6th in the N.L...his mark shattered the Rockies rookie steals record previously held by Quinton McCracken with 17 in 1996; Fowler's 18th steal came in his 78th game vs. ATL on 7/9.
- Also ranked among MLB rookies in runs scored (73, 3rd), hits (115, 6th), doubles (29, 2nd), and extra base hits (43, T3rd)..
- Finished the first half with 19 doubles, the most by Rockies rookie surpassing Matt Holliday's 18 in 2004.
- His 135 games played were the most by a Rockies rookie since Troy Tulowitzki (155) in 2007.
- Among switch-hitting Rockies rookies all-time, Fowler set the records for most doubles and walks.
- Averaged 7.33 plate appearances per walk, the best mark ever by a Rockies rookie (ahead of Todd Helton's 7.34 mark in 1998)
- Struck out 116 times, the second-most by a Colorado rookie (Tulowitzki, 130 in 2007).
- Hit a leadoff home run on first pitch he saw at ARI on 4/8, marking his first career home run.
- Tied a modern-day rookie record (since 1900) with five stolen bases vs. SD on 4/27, previously done by the Padres Damian Jackson 6/28/1999 vs. COL.
- At the All-Star Break, led N.L. rookies in walks (35), runs (35), SB (14), ranked second in hits (61) and tied for first in doubles.

## 2008

- Began the season with Tulsa (AA) before having his contract purchased by Colorado (9/2).
- Made his Major League debut (9/2) vs. SF as a pinch-runner in the 10th inning and was caught stealing second.
- Collected first career hit (9/10) off Atlanta's Will Ohman in his first big league start; also scored his first run and recorded his first outfield assist in that game.
- Led the Texas League in on-base pct. (.431) and tied for the league lead in triples (10).
- Ranked among Texas League leaders in batting (.331, 2nd), slugging (.515, 4th) and runs (92, 2nd).
- Started in centerfield for Team USA in the All-Star Futures Game at Yankee Stadium and went 0-for-4.
- Named Texas League Player of the Week for the June 9-15 period after batting .484 (15-31) with seven doubles, five RBI and seven runs scored, while slugging .735.
- Named Rockies Player of the Month for June.
- Awarded a bronze medal at the 2008 Beijing Olympics with Team USA as they defeated Japan 8-4 in their final game.
- Rated the Rockies No. 1 prospect (No. 15 overall) by *Baseball America* following the season. Also rated as the No. 1 prospect in the Texas League by the same publication.

## MINOR LEAGUE HIGHLIGHTS

- Missed nearly half of the **2007** season after landing on the D.L. with a season-ending right hand fracture (6/18).
- Finished third on the club with 20 stolen bases and 44 walks in only 65 games for Modesto (High-A).
- Played for the Peoria Javelinas in the Arizona Fall League and batted .224 (24-107) with 17 RBI in 27 games.
- Named to the AFL All-Prospect Team along with being named an AFL Rising Star.
- Rated as the Rockies No. 3 prospect, “Best Athlete” and “Best Defensive Outfielder” by *Baseball America* following the season.
- Named a **2006** South Atlantic League Mid-Season and Post-Season All-Star with Asheville (A).
- Ranked tied for 3rd in the league with 92 runs scored.
- Rated as the “Best Athlete” and No. 4 prospect in the Rockies organization by *Baseball America* following the season.
- Reached base in 28 consecutive home games (6/21-9/8) during his first professional season in **2005** at Rookie League Casper.
- Rated as having the “Best Outfield Arm” by *Baseball America* in the Rockies organization following the season.

## BACKGROUND / PERSONAL

- Played high school baseball at Milton High School in Alpharetta, Ga.
- Named a First Team High School All-American by both *Baseball America* and *USA Today* during his senior season, batting .457 with 14 home runs and 23 stolen bases.
- Won a bronze medal as a member of Team USA at the 2008 Summer Olympic Games in Beijing, China.
- Pledged \$1 to each new follower he received during the 2013 holiday season on his @DexterFowler Twitter account to the AND JUSTICE FOR ALL (AJFA) organization based in Utah, which renders civil legal aid to those in need, such as battered women, homeless veterans and seniors without retirement.
- He and his wife, Aliya, have a daughter, Naya.
- Resides in Las Vegas, Nevada.



Outfielder Dexter Fowler is introduced and meets the Cardinals Hall of Famers at 2017 Opening Day at Busch Stadium, April 2, 2017.



# JOHN GANT

# 53

HEIGHT	WEIGHT	BATS/THROWS	BIRTH DATE	ML SERVICE
6-4	195	R/R	8/6/92	1.047

**FULL NAME:** John Michael Gant

**BORN:** Savannah, Georgia

**OPENING DAY AGE:** 25 (Turns 26 on August 6)

**BECAME CARDINAL:** Acquired from the Atlanta Braves with RHP Chris Ellis and INF Luke Dykstra in exchange for LHP Jaime Garcia, December 1, 2016

**CONTRACT STATUS:** Signed through 2018

**MLB DEBUT:** April 6, 2016 vs. Washington

**PITCHER**



## COMPLETE RECORD

Year Team	W-L	ERA	G	GS	CG	GF	SHO	SV	IP	H	R	ER	HR	HBP	BB	IBB	SO	WP	BK	BA
2011 GCL Mets	0-1	6.48	4	1	0	0	0	0	8.1	8	6	6	1	1	3	0	5	1	0	.286
2012 Kingsport	3-3	4.55	11	11	0	0	0	0	55.1	62	31	28	6	1	19	0	47	10	2	.272
Savannah	0-1	10.38	1	1	0	0	0	0	4.1	10	5	5	1	0	0	0	5	0	0	.455
2013 Brooklyn	6-4	2.89	13	13	+1	0	+1	0	71.2	53	30	23	1	5	28	0	81	3	2	.206
2014 Savannah	11-5	2.56	21	21	2	0	*2	0	123.0	107	47	35	5	3	40	0	114	7	1	.231
2015 St. Lucie	2-0	1.79	6	6	0	0	0	0	40.1	27	9	8	4	1	10	0	48	0	0	.180
Binghamton	4-5	4.70	11	11	0	0	0	0	59.1	67	38	31	2	1	26	0	43	2	1	.289
Mississippi	4-0	1.99	7	7	0	0	0	0	40.2	28	11	9	1	0	14	0	43	2	1	.201
2016 Rome#	0-0	0.00	1	0	0	0	0	0	3.0	1	0	0	0	0	1	0	2	0	0	.111
Gwinnett	3-3	4.18	12	10	0	1	0	0	56.0	58	29	26	5	0	22	0	57	7	0	.262
Atlanta	1-4	4.86	20	7	0	6	0	0	50.0	54	32	27	7	2	21	3	49	4	0	.278
2017 Memphis	6-5	3.83	18	18	0	0	0	0	103.1	109	47	44	10	4	25	1	99	2	1	.272
ST. LOUIS	0-1	4.67	7	2	0	1	0	0	17.1	17	9	9	4	1	10	1	11	0	0	.266
<b>MINOR TOTALS</b>	<b>39-27</b>	<b>3.42</b>	<b>105</b>	<b>99</b>	<b>3</b>	<b>1</b>	<b>3</b>	<b>0</b>	<b>565.1</b>	<b>530</b>	<b>253</b>	<b>215</b>	<b>36</b>	<b>16</b>	<b>188</b>	<b>1</b>	<b>544</b>	<b>34</b>	<b>8</b>	<b>.246</b>
<b>MAJOR TOTALS</b>	<b>1-5</b>	<b>4.81</b>	<b>27</b>	<b>9</b>	<b>0</b>	<b>7</b>	<b>0</b>	<b>0</b>	<b>67.1</b>	<b>71</b>	<b>41</b>	<b>36</b>	<b>11</b>	<b>3</b>	<b>31</b>	<b>4</b>	<b>60</b>	<b>4</b>	<b>0</b>	<b>.275</b>

\*Led League

+Tied for League Lead

#Injury Rehabilitation Assignment

**Note:** Major League Uniform Numbers Worn: 52 (2016), 53 (2017-present)

## REGULAR SEASON FIELDING RECORD

Position	PCT	G	PO	A	E	TC	DP
Pitcher	1.000	27	4	7	0	11	1

## REGULAR SEASON BATTING RECORD

Year Team	AVG	G	AB	R	H	2B	3B	HR	RBI	SH	SF	HBP	BB	IBB	SO	SB	CS	GDP	SLG	OBP	E
2017 St. Louis	.000	7	3	0	0	0	0	0	0	0	0	0	0	0	0	0	0	0	.000	.000	0
<b>MAJOR TOTALS</b>	<b>.000</b>	<b>26</b>	<b>10</b>	<b>0</b>	<b>0</b>	<b>0</b>	<b>0</b>	<b>0</b>	<b>0</b>	<b>3</b>	<b>0</b>	<b>0</b>	<b>0</b>	<b>0</b>	<b>1</b>	<b>0</b>	<b>0</b>	<b>0</b>	<b>.000</b>	<b>.000</b>	<b>0</b>





## 2017 SEASON HIGHS

**Most IP (Starter):** 5.0, 9/29 vs. Milwaukee.  
**Most IP (Reliever):** 3.1, 6/6 at Cincinnati.  
**Most Strikeouts (Starter):** 3, 9/29 vs. Milwaukee.  
**Most Strikeouts (Reliever):** 3, 6/6 at Cincinnati.  
**Most Walks (Starter):** 3, 9/29 vs. Milwaukee.  
**Most Walks (Reliever):** 2, three times. Last: 9/24 at Pittsburgh.  
**Most Runs Allowed (Starter):** 4, 9/29 vs. Milwaukee.  
**Most Runs Allowed (Reliever):** 2, twice. Last: 9/19 at Cincinnati.  
**Most Hits Allowed (Starter):** 7, 9/29 vs. Milwaukee.  
**Most Hits Allowed (Reliever):** 3, 6/6 at Cincinnati.  
**Most HRs Allowed:** 2, 6/6 at Cincinnati.  
**Longest Losing Streak:** 1 game, 9/29-present.  
**Longest Scoreless Streak:** 5.0 IP, 9/1-9/13.

## CAREER HIGHS

**Most IP (Starter):** 6.2, 6/17/16 at New York Mets.  
**Most IP (Reliever):** 4.2, 4/27/16 at Boston.  
**Most Strikeouts (Starter):** 6, twice. Last: 9/10/16 vs. New York Mets.  
**Most Strikeouts (Reliever):** 4, 4/27/16 at Boston.  
**Most Walks (Starter):** 4, twice. Last: 9/10/16 vs. New York Mets.  
**Most Walks (Reliever):** 3, 4/27/16 at Boston.  
**Most Runs Allowed (Starter):** 5, 9/16/16 vs. Washington.  
**Most Runs Allowed (Reliever):** 2, six times. Last: 9/19/17 at CIN.  
**Most Hits Allowed (Starter):** 7, twice. Last: 9/29/17 vs. Milwaukee.  
**Most Hits Allowed (Reliever):** 3, five times. Last: 6/6/17 at Cincinnati.  
**Most HRs Allowed:** 2, twice. Last: 6/6/17 at Cincinnati.  
**Longest Winning Streak:** 1 game, 6/17/16.  
**Longest Losing Streak:** 4 games, 6/22/16-present  
**Longest Scoreless Streak:** 6.2 IP, 6/17-6/22/16.

## CAREER TRANSACTIONS

- Selected by New York Mets in the 21st round (642nd overall) of the June, 2011 First-Year Player Draft.
- Acquired by the Atlanta Braves with RHP Rob Whalen in exchange for INF Juan Uribe and INF/OF Kelly Johnson, July 24, 2015.
- On Atlanta disabled list (left oblique strain), June 28-August 21, 2016; included injury rehabilitation assignments to Rome (A) and Gwinnett (AAA).
- Acquired by the St. Louis Cardinals with RHP Chris Ellis and INF Luke Dykstra in exchange for LHP Jaime Garcia, December 1, 2016.
- On St. Louis disabled list (right groin), March 30-May 15, 2017.

## CAREER NOTES

- Acquired in a trade with minor league RHP Chris Ellis and INF Luke Dykstra that sent LHP Jaime Garcia to Atlanta.
- Started 99 of 105 games in his minor league career, but made 18 of 27 appearances in relief in the majors.
- Posted seven double-digit strikeout games in the minor leagues.
- 2014 South-Atlantic League Mid-Season and Post-Season All-Star with Savannah (A).
- 2013 New York-Penn League Mid-Season All-Star with Brooklyn (A).

- Made 18 starts at Memphis (AAA), posting a 6-5 record with a 3.83 ERA over 103.1 innings.
- Named PCL Pitcher of the Week for the June 12-18 period, following 8.0 scoreless innings of two-hit ball vs. Colorado Springs (6/16).
- Finished season at Memphis with wins in his last five decisions over seven starts, the only PCL pitcher with a 5-0 record from 7/24-8/31 and did not allow a home run from 8/4 on.
- Led Memphis and ranked T12th in the PCL with 99 strikeouts.

## 2017

- Spent most of 2017 at Memphis (AAA); was recalled twice: 5/31-6/7 & 8/31 to end of season.
- Began 2017 on the 10-day disabled list with a right groin injury suffered in Spring Training. Activated from the D.L. on 5/16 and optioned to Memphis.
- Opposing left-handed batters batted .259 (7-27, 3 HR) and right-handed batters hit .270 (10-37, HR).
- Started two games (at PIT 9/24 & vs. MIL 9/29) and was 0-1 with a 5.63 ERA over 8.0 IP.
- Threw 3.1 innings in his Cardinals debut (6/6) at CIN, tied for the longest outing by a Cardinals relief pitcher in 2017 (Lyons).
- Made five relief appearances...did not allow a run in first 5.0 IP after 8/31 recall.
- Induced five double plays in September, ranking T2nd among National League pitchers (Clayton Richard, SD, 8).

## 2016

- Made Atlanta's Opening Day roster and made three relief appearances before being optioned to Gwinnett (AAA) on 4/10. Made 10 starts out of 12 appearances on the season in Gwinnett.
- Made his Major League debut vs. WSH (4/6) and threw a scoreless inning with a strikeout and allowed one hit.
- Surrendered his first MLB runs on two solo home runs in his second appearance coming vs. STL (4/8), allowing a pinch-hit solo home run to Greg Garcia and a solo home run to Stephen Piscotty one batter later.
- Recalled to Atlanta (5/18) and stayed on the MLB roster until landing on the 15-day disabled list with an injured left oblique suffered in the 3rd inning of a start vs. CLE (6/27).
- Made rehab relief outing at Rome (A) vs. Lexington (8/2) and threw 3.0 scoreless IP of one-hit ball with one walk and two strikeouts. Rehab was transferred to Gwinnett (8/6).



### AWARDS & HONORS

**Pacific Coast League Pitcher of the Week**  
2017: Memphis (AAA) - June 12-18

**Florida State League Pitcher of the Week**  
2015: St. Lucie (High-A) - June 29-July 5

**South Atlantic League Post-Season All-Star**  
2014: Savannah (A)

**South Atlantic League Mid-Season All-Star**  
2014: Savannah (A)

**South Atlantic League Pitcher of the Week**  
2014: Savannah (A) - July 14-20  
2014: Savannah (A) - July 28-August 3

**New York-Penn League Mid-Season All-Star**  
2013: Brooklyn (A)

**New York-Penn League Pitcher of the Week**  
2013: Brooklyn (A) - August 26-Sept. 1

### CAREER MILESTONES

**Major League Debut**  
April 6, 2016 vs. Washington

**First Major League Win**  
June 17, 2016 at New York (N.L.)

**First Major League Start**  
June 12, 2016 vs. Chicago (N.L.)

**First Career Strikeout**  
April 6, 2016 vs. Washington  
(9th inning, Wilson Ramos, swinging)

- Posted a 1-3 record with a 4.80 ERA in seven MLB starts and was 0-1 with a 4.95 ERA in 13 MLB relief appearances.
- Pitched season-high 6.2 innings at NYM (6/17) earning his first MLB victory. Allowed one run with five strikeouts.
- Struck out a season-high six batters in consecutive starts at PHI (9/3) and vs. NYM (9/10).
- Was 1-0 with a 1.46 ERA in three appearances (two starts) vs. the Mets, fanning 12 in 12.1 innings.
- Finished the season with three scoreless appearances out of his last four outings.

### MINOR LEAGUE HIGHLIGHTS

- Began 2015 season in the Mets organization before a four-player trade sent him to the Braves on 7/24 with RHP Rob Whalen for INF Juan Uribe and INF/OF Kelly Johnson.
- Spent time in St. Lucie (High-A), Binghamton (AA) and Mississippi (AA) and combined to go 10-5 with a 3.08 ERA in 24 starts covering 140.1 innings.

- Set career highs in innings, strikeouts and starts.
- Was 4-0 with a 1.99 ERA in his seven starts at Mississippi (AA) following the trade.
- Named Mississippi Pitcher of the Month for August, going 3-0 with a 1.53 ERA (29.1 IP) with 32 strikeouts in five starts.
- Posted two double-digit strikeouts with St. Lucie, fanning a career-high 11 over 5.2 innings at Daytona (6/11) and 10 over 8.0 scoreless innings of three-hit ball at Tampa (6/29).
- Named Florida State League Pitcher of the Week for the June 29-July 5 period.
- Pitched 2014 season in Savannah (A), leading the SAL in shutouts (2) and ranking among league leaders in ERA (2.56, 4th), wins (11, T4th), complete games (2, T2nd), opponent BA (.231, 3rd), strikeouts/9 IP (8.34, 4th) and fewest baserunners/9 IP (10.98, 4th).
- Led the Sand Gnats in starts (21), wins, innings pitched (123.0), strikeouts (114) and shutouts (2).
- Named a South Atlantic League Mid-Season and Post-Season All-Star.
- Posted three games with double-digit strikeouts, fanning 10 at Lakewood (4/26) and back-to-back starts with 10 strikeouts each vs. Charleston-SC (7/2) and vs. Augusta (7/7) in a season-high 8.0 innings.
- Named South Atlantic League Pitcher of the Week twice (7/21 & 8/4).
- Named to the SAL Mid-Season All-Star South Team and threw a scoreless 3rd inning with a strikeout.
- Made one start in the SAL Playoffs and took a no decision with 10 strikeouts over 6.2 innings with one run allowed in a game the Sand Gnats lost after the contest was suspended.
- Made team-leading 13 starts for Brooklyn (A) in 2013 with club highs in innings pitched (71.2) and strikeouts (81).
- Tied for the New York-Penn League lead in complete games (1) and shutouts (1), while ranking 2nd in the league in strikeouts and 4th in opponent BA (.206).
- Named a New York-Penn League Mid-Season All-Star.
- Faced the minimum of 27 batters firing a one-hit shutout (8/28) vs. Tri-Cities, allowing a walk and striking out six in a 1-0 win earning him New York-Penn League Pitcher of the Week for the August 26-September 3 period.
- Tied for the 2012 Kingsport team lead in starts and led the team in innings pitched (55.1).

### BACKGROUND / PERSONAL

- Graduated from Wiregrass Ranch (Fla.) High School.
- Signed a letter of intent to play college baseball at Long Island University (N.Y.), but was selected by the Mets in the 21st round of the June, 2011 First-Year Player Draft.
- His father, John, Sr., is the head girls basketball coach and science teacher at Wiregrass Ranch High School, where John has served as team scorekeeper.
- Struck out over 200 batters with only three losses in his high school baseball career.
- His change-up grip has been nicknamed "The Vulcan".
- Resides in Wesley Chapel, Fla.



# ADOLIS GARCÍA

# 75

HEIGHT	WEIGHT	BATS/THROWS	BIRTH DATE	ML SERVICE
6-1	190	R/R	3/2/93	0.000

**FULL NAME:** José Adolis García

**BORN:** Ciego de Availa, Cuba

**OPENING DAY AGE:** 25

**BECAME CARDINAL:** Signed as a minor league free agent, February 24, 2017

**CONTRACT STATUS:** Signed through 2018

**OUTFIELDER (NON-ROSTER)**



## COMPLETE RECORD

Year Team	AVG	G	AB	R	H	2B	3B	HR	RBI	SH	SF	HBP	BB	IBB	SO	SB	CS	GDP	SLG	OBP	E
2011 Ciego de Avila	.216	27	37	3	8	1	0	1	3	1	0	0	0	0	9	0	0	1	.324	.216	1
2012 Ciego de Avila	.231	29	13	10	3	0	0	0	1	0	0	1	0	0	4	0	0	0	.231	.231	1
2013 Ciego de Avila	.281	40	128	17	36	5	3	1	11	7	0	2	8	1	28	3	2	1	.391	.333	0
2014 Ciego de Avila	.322	85	342	62	110	14	3	12	53	6	4	6	20	1	67	11	14	5	.485	.366	11
2015 Ciego de Avila	.319	81	323	62	103	20	2	14	*71	0	6	13	34	5	59	11	6	6	.523	.399	7
2016 Yomiuri	.000	4	7	0	0	0	0	0	0	0	0	0	0	0	3	0	0	0	.000	.000	0
2017 Springfield	.285	84	309	43	88	23	0	12	55	0	5	2	26	2	77	12	8	6	.476	.339	5
Memphis	.301	40	136	21	41	11	2	3	10	1	1	2	7	0	31	3	1	6	.478	.342	0
<b>MINOR TOTALS</b>	<b>.290</b>	<b>124</b>	<b>445</b>	<b>64</b>	<b>129</b>	<b>34</b>	<b>2</b>	<b>15</b>	<b>65</b>	<b>1</b>	<b>6</b>	<b>4</b>	<b>33</b>	<b>2</b>	<b>108</b>	<b>15</b>	<b>9</b>	<b>12</b>	<b>.476</b>	<b>.340</b>	<b>5</b>
<b>CUBA TOTALS</b>	<b>.308</b>	<b>262</b>	<b>843</b>	<b>154</b>	<b>260</b>	<b>40</b>	<b>8</b>	<b>28</b>	<b>139</b>	<b>14</b>	<b>10</b>	<b>22</b>	<b>62</b>	<b>7</b>	<b>167</b>	<b>25</b>	<b>22</b>	<b>13</b>	<b>.474</b>	<b>.367</b>	<b>20</b>
<b>JAPAN TOTALS</b>	<b>.000</b>	<b>4</b>	<b>7</b>	<b>0</b>	<b>0</b>	<b>0</b>	<b>0</b>	<b>0</b>	<b>0</b>	<b>0</b>	<b>0</b>	<b>0</b>	<b>0</b>	<b>0</b>	<b>3</b>	<b>0</b>	<b>0</b>	<b>0</b>	<b>.000</b>	<b>.000</b>	<b>0</b>

\*Led League

## CAREER TRANSACTIONS

- Signed with Yomiuri Giants of the Nippon Professional Baseball League, April 20, 2016.
- Signed by St. Louis Cardinals as a minor league free agent, February 24, 2017.

## CAREER NOTES

- Cuban-born outfielder was signed by the Cardinals in 2017 as a free agent outside the international signing pool following a brief stint with the Yomiuri Giants in Japan's Nippon Professional Baseball League.
- Named Most Valuable Player of the 2016 Serie Nacional, the top professional league in Cuba.
- Helped Memphis (AAA) win the Pacific Coast League Championship in 2017 including an extra-inning walk-off home run vs. El Paso in Game 2.
- Named a 2017 Texas League Mid-Season All-Star in his first season of professional baseball in the USA.
- Attended Major League Baseball's Rookie Career Development Program after the 2017 season.

## 2017

- Signed by the Cardinals as a minor league free agent, February 24, 2017 and received an invitation to Major League Spring Training.
- Named a Texas League Mid-Season All-Star, but did not play in the game.
- Batted a combined .290 with 15 home runs, 65 RBI, 34 double and 15 stolen bases over 124 games in his first professional season in the USA between Springfield (AA) and Memphis (AAA).
- Led all Cardinals minor leaguers with 34 doubles and ranked among the Top 10 in hits (129, 4th), runs (64, 8th), home runs (15, T-7th), RBI (65, 5th), stolen bases (15, T-7th) and slugging percentage (.476, 5th).

- Posted 34 multi-hit games and five games with two or more doubles.
- Played in 10 postseason games during the Pacific Coast League playoffs batting .359 (14-39) with five doubles, three home runs, six RBI and eight runs scored. Led all postseason players in hits (14) and tied for the lead in extra base hits (8).
- Hit a two-out, two-run walk-off home run off Eric Yardley in the bottom of the 11th inning of Game 2 of the Pacific Coast League championship series vs. El Paso (9/14) to break a scoreless tie and give the Redbirds a 2-0 series lead.
- Tallied two multi-home run games in Springfield (8/11 at Corpus Christi & 8/28 vs. Tulsa).
- Homered in consecutive games twice (5/21-22 vs. NW Arkansas & 8/10-11 at San Antonio & Corpus Christi 2 HR).
- Recorded a season-high three doubles and tied his season high (also 7/4 at Round Rock) with four hits vs. Corpus Christi (8/20).
- Rated as the "Best Outfield Arm" in the Cardinals organization by *Baseball America*.

## 2016

- Played for the Cuban National team in an exhibition against the Tampa Bay Rays at Estadio Latinoamericano in Havana, Cuba. Started in right field and went 2-for-4 in the game.
- Signed a contract with Yomiuri of the Japan Nippon Professional Baseball. Played four games totaling seven at-bats.

## 2015

- Led Ciego de Avila to a Serie Nacional Championship...led the Serie Nacional league with 71 RBI.
- Played in the Friendship Series in North Carolina vs. the Team USA Collegiate team.
- Rated as the No. 20 player in Cuba by *Baseball America* in 2015.

## AWARDS & HONORS

**Pacific Coast League Championship**  
2017: Memphis (AAA)

**Texas League Mid-Season All-Star**  
2017: Springfield (AA)

**Most Valuable Player of Serie Nacional**  
2016: Ciego de Avila


**Serie Nacional Championship**  
2016: Ciego de Avila  
2015: Ciego de Avila

**PanAmerican Games Bronze Medal Team**  
2015: Cuba

- Played outfield and helped Cuba win a bronze medal during the 2015 Pan American Games. Batted .211 (8-38) with 3 HR, 6 RBI and six runs scored in the tournament. The three home runs were T2nd most in the tournament behind, now Cardinals teammate, Anthony Garcia (5).
- Hit a walk-off home run in the bronze medal game vs. Puerto Rico.

## BACKGROUND / PERSONAL

- Has an older brother, Adonis, who played third base for the Atlanta Braves (2015-17).
- Married to his wife, Yasmari and they have a son, Chris Jason (6/6/17).
- Resides in Ruskin, Fla.





# GREG GARCIA

# 35

HEIGHT	WEIGHT	BATS/THROWS	BIRTH DATE	ML SERVICE
6-0	195	L/R	8/8/89	2.083

**FULL NAME:** Greg Joseph Garcia  
**BORN:** El Cajon, California  
**OPENING DAY AGE:** 28 (Turns 29 on August 8)  
**BECAME CARDINAL:** Selected in seventh round (229th overall) of the June 2010 First-Year Player Draft  
**CONTRACT STATUS:** Signed through 2018  
**MLB DEBUT:** April 28, 2014 vs. Milwaukee

**INFILDER**

## COMPLETE RECORD

Year Team	AVG	G	AB	R	H	2B	3B	HR	RBI	SH	SF	HBP	BB	IBB	SO	SB	CS	GDP	SLG	OBP	E
2010 Johnson City	.286	58	220	49	63	15	1	4	24	3	1	9	18	0	36	7	5	3	.418	.363	5
2011 Quad Cities	.273	46	150	20	41	10	1	0	10	2	1	4	17	0	24	4	2	3	.353	.360	2
Palm Beach	.290	59	210	36	61	11	5	2	16	7	1	8	31	1	42	4	4	3	.419	.400	4
2012 Springfield	.284	124	412	81	117	20	3	10	51	4	1	7	80	4	83	10	5	4	.420	.408	20
2013 Memphis	.271	116	354	50	96	23	4	3	35	10	0	11	49	1	70	14	2	10	.384	.377	12
2014 Memphis	.272	106	382	60	104	12	3	8	40	5	2	11	41	2	95	7	5	4	.382	.358	8
Springfield	.333	4	15	2	5	2	0	0	1	0	1	0	1	0	4	1	0	0	.467	.353	1
ST. LOUIS	.143	14	14	2	2	1	0	0	1	0	0	3	1	0	6	0	0	0	.214	.333	0
2015 Memphis	.294	94	330	47	97	19	2	0	36	4	1	5	48	1	55	16	3	11	.364	.391	17
ST. LOUIS	.240	49	75	7	18	5	0	2	4	1	0	1	10	1	12	0	0	2	.387	.337	4
2016 ST. LOUIS	.276	99	214	33	59	11	0	3	17	0	1	4	38	4	50	1	1	3	.369	.393	8
Memphis	.269	30	104	13	28	4	1	0	8	3	0	2	11	1	20	2	2	3	.327	.350	4
2017 ST. LOUIS	.253	133	241	27	61	9	2	2	20	5	1	6	37	0	64	2	1	6	.332	.365	6
<b>MINOR TOTALS</b>	<b>.281</b>	<b>637</b>	<b>2177</b>	<b>358</b>	<b>612</b>	<b>116</b>	<b>20</b>	<b>27</b>	<b>221</b>	<b>38</b>	<b>8</b>	<b>57</b>	<b>296</b>	<b>10</b>	<b>429</b>	<b>65</b>	<b>28</b>	<b>41</b>	<b>.390</b>	<b>.380</b>	<b>73</b>
<b>MAJOR TOTALS</b>	<b>.257</b>	<b>295</b>	<b>544</b>	<b>69</b>	<b>140</b>	<b>26</b>	<b>2</b>	<b>7</b>	<b>42</b>	<b>6</b>	<b>2</b>	<b>14</b>	<b>86</b>	<b>5</b>	<b>132</b>	<b>3</b>	<b>2</b>	<b>11</b>	<b>.351</b>	<b>.372</b>	<b>18</b>

**Note:** Major League Uniform Numbers Worn: 12 (2014), 35 (2014-present)

## DIVISION SERIES RECORD

Year Team	AVG	G	AB	R	H	2B	3B	HR	RBI	SH	SF	HBP	BB	IBB	SO	SB	CS	GDP	SLG	OBP	E
2015 STL vs. CHI	.000	3	3	0	0	0	0	0	0	0	0	0	0	0	1	0	0	0	.000	.000	0

## REGULAR SEASON FIELDING RECORD

Position	PCT	G	PO	A	E	TC	DP
Second Base	.969	74	111	138	8	257	35
Third Base	.970	76	22	75	3	100	7
Shortstop	.958	55	38	123	7	168	30



### 2017 SEASON HIGHS

**Most Hits:** 3, three times. Last: 8/27 vs. Tampa Bay.  
**Most Runs:** 2, three times. Last: 9/30 vs. Milwaukee.  
**Most 2Bs:** 2, 4/22 at Milwaukee.  
**Most RBI:** 2, three times. Last: 9/1 at San Francisco.  
**Most BBs:** 3, 8/6 at Cincinnati.  
**Longest Hitting Streak:** 5 games, 6/29-7/5.

### CAREER HIGHS

**Most Hits:** 3, five times. Last: 8/27/17 vs. Tampa Bay.  
**Most Runs:** 2, seven times. Last: 9/30/17 vs. Milwaukee.  
**Most 2Bs:** 2, twice. Last: 4/22/17 at Milwaukee.  
**Most RBI:** 2, four times. Last: 9/1/17 at San Francisco.  
**Most BBs:** 3, three times. Last: 8/6/17 at Cincinnati.  
**Longest Hitting Streak:** 7 games, 4/15-5/30/16.  
**Pinch Home Runs:** 2. Last: 4/8/16 at Atlanta (John Gant).

### CAREER NOTES

- Is a career 28-98 (.268) as a pinch hitter in the majors with a .418 OBP and .388 SLG, including two pinch home runs, nine RBI and 18 walks in the pinch.
- His 28 career pinch hits since 2014 rank T5th among Major League hitters, while his 28 pinch hits are 12th-most in franchise history.
- All seven of his Major League home runs have been against right-handers.
- Since making his Major League debut in 2014, has a career .372 on-base percentage, ranking 12th among MLB infielders (min. 600 plate appearances).
- Drew a bases-loaded HBP in 12th inning of a 4-3 win vs. CHI (5/13/14) to give Cardinals their first "walk-off" HBP in over 25 years.
- Cardinals minor league affiliates are 22-3 in the games in which he has hit home runs (27 career minor league homers). Of his 27 career home runs, 23 have come against right-handed pitchers.
- Is one of two players in Cardinals organization at Triple-A or above to have played at the University of Hawaii (Kolten Wong).

### 2017

- Played in career-high 133 games while making 52 starts (23-3B, 21-2B, 8-SS).
- Posted new single-season highs in hits, RBI, triples and stolen bases.
- His .365 on-base percentage was more than 100 points higher than his batting average (.253).
- Since his career began in 2014, has a career .372 on-base percentage, ranking 12th among MLB infielders (min. 600 plate appearances).
- Batted .282 (58-206) against right-handed pitchers and .086 (3-35) against left-handed pitchers.
- Posted .300 BA or higher in April (.308, 12-39), July (.300, 9-30) and August (.311, 14-45).
- Batted .265 as a starter and .225 in reserve.
- Hit .222 (10-45) as a pinch-hitter, T2nd most pinch-hits (10) on the Cardinals.
- Reached base safely in five consecutive pinch-hit appearances (9/20-24).
- Tied his career-high with three hits vs. Tampa Bay (8/27).
- Batted .400 (10-25) in Interleague play.
- Blasted a 462-foot home run at COL (5/28) off German Marquez, the longest of his career.

### AWARDS & HONORS

#### Cardinals Minor League Player of the Month

2015: Memphis (AAA) - May

#### Texas League Championship

2012: Springfield (AA)

#### Midwest League Mid-Season All-Star

2011: Quad Cities (A)

#### Appalachian League Championship

2010: Johnson City (R)

### CAREER MILESTONES

#### Major League Debut

April 28, 2014 vs. Milwaukee

#### First Major League Hit

April 30, 2014 vs. Milwaukee  
(5th inning, double, Wei-Chung Wang )

#### First Major League Home Run

June 26, 2015 vs. Chicago Cubs  
(8th inning, solo, Pedro Strop)

### CARDINALS ALL-TIME PINCH HIT LEADERS

RANK	PINCH HITS	CARDINALS TENURE	
1.	Gerald Perry	70	1991-95
2.	Steve Braun	61	1981-85
3.	<b>Willie McGee</b>	<b>60</b>	<b>1982-99</b>
4.	Dane Iorg	47	1977-84
5.	Matt Adams	39	2012-17
6.	Kerry Robinson	34	2001-03
	Skip Schumaker	34	2005-12
8.	Miguel Cairo	32	2001-07
	Tito Landrum	32	1980-87
10.	Milt Thompson	31	1989-92
11.	So Taguchi	29	2002-07
12.	<b>Greg Garcia</b>	<b>28</b>	<b>2014-present</b>



## MOST HITS AMONG MAJOR LEAGUE PINCH HITTERS SINCE 2014

RANK	AB	H	2B	3B	HR	RBI	BB	AVG	OBP	SLG
1. Ichiro Suzuki	212	57	6	1	2	22	19	.269	.335	.335
2. Matt Adams	108	34	7	0	6	30	4	.315	.333	.546
3. Daniel Descalso	142	32	5	1	5	22	21	.225	.333	.380
4. Phil Gosselin	123	30	6	0	1	8	6	.244	.275	.317
<b>5. Greg Garcia</b>	<b>98</b>	<b>28</b>	<b>4</b>	<b>0</b>	<b>2</b>	<b>9</b>	<b>18</b>	<b>.286</b>	<b>.418</b>	<b>.388</b>
John Jaso	103	28	6	0	5	19	22	.272	.405	.476
Adam Lind	90	28	5	0	5	23	11	.311	.386	.533
Rickie Weeks Jr.	139	28	7	0	2	20	18	.201	.321	.295

## 2016

- Began the season on the Major League roster for the first time...batted .600 (6-10) in 10 games before 4/17 option.
- Recalled on 5/26 (Matt Carpenter paternity leave) and remained on the roster the remainder of the season. Went 6-12 (.500) with a HR three walks in 5/26-29 WSH series.
- Batted .348 BA (8-23) as a pinch-hitter for the 4th-best average in MLB, ranked 4th in pinch OBP (.444) and 9th in pinch slugging (.522). Hit 2nd career PH-HR 4/8 at ATL as Cardinals set record with three pinch HR's that game.
- His pinch-hit on 10/2 at PIT, gave the Cardinals 81 pinch hits and tied the MLB record for most by a team in a single season.
- Had 2 streaks of reaching safely in 8 straight plate appearances (8/21-25 & 8/31-9/3).
- Batted .333 (8-24) with runners in scoring position and 2 outs.
- Made starts at 2B (23), SS (31) & 3B (12) and set his career-high with eight assists vs. KC (6/29) while playing at shortstop.
- Tied his career-best with three walks twice (4/10 at ATL & 9/3 at CIN).
- Ran off a career high 7-game hit streak (10-17, .588, HR) from 4/15-5/30, ending with a pinch-hit appearance on 6/1.
- Reached base three times off bench vs. LAD on 7/22 in a 16-inning game (BB, HBP, 2B), entering in the bottom of the 7th.
- Hit 3rd home run of the season (7/31) at MIA.
- Had a career-best two doubles as part of 3-for-3 game on 9/2 at CIN.
- Reached base safely in his final 14 starts (17-44, .386 BA) with four multi-hit games.
- Batted leadoff in 17 starts (20 games) with a .254 BA and .363 OBP.
- At Memphis, batted .269 with eight RBI and had a .350 OBP, playing 2B, 3B and SS in 30 games from 4/19-5/25.

## 2015

- Appeared with St. Louis three times during the season; 6/19-7/4, 7/30-8/6 (Holliday DL), 8/23 - end of season, splitting his time at Memphis (AAA).
- Led the Cardinals in pinch hits with nine, T13th in the National League; went 9-26 (.391) in pinch hit role.
- Made 7 starts at SS, 6 at 2B and one at 3B while with STL.

- Batted .350 (7-20) in 16 games with St. Louis during his first two recalls.
- Hit game-tying home run vs. CHI (6/26) for his 1st Major League home run and first at any level in 2015.
- Of 4 total Major League RBI, one was game-winning (7/30 vs. COL) and one was game-tying (HR 6/26 vs. CHI).
- Had a four game hitting streak in September (9/6-9), in which he went 4-7, .571 with two doubles.
- Batted .294 with Memphis (20th in PCL) over 94 games.
- Named the Cardinals Minor League Player of the Month of May when he hit .361 over 27 games at Memphis; had 4 doubles, 12 RBI and stole 5 bases with a .421 OBP.
- Hit .346 in June with Memphis and had a 10-game hit streak from 6/1-6/11 (14-34, .412).
- Was 16-for-19 in steal attempts.
- drove in 35 runs with runners in scoring position, batting .316 (25-79) in RISP situations at AAA.
- Rated as having the "Best Strike Zone Judgement" in the Pacific Coast League in *Baseball America's* Best Tools Survey following the season.

**2015 POSTSEASON:** Named to the postseason roster for the first time in his career...pinch hit three times during the Division Series vs. Chicago Cubs, going 0-3, appearing in Games 2, 3 and 4.

## 2014

- In a season in which he made his Major League debut, spent the majority of the year at Memphis (AAA), while playing four games at Springfield (AA) in late August prior to roster expansions.
- Of his 106 games at Memphis, the majority came at second base (90), also playing 13 at shortstop and one at third (2 PH AB).
- Led the PCL with 209 putouts at second base.
- Began the season reaching base in five-straight contests at Memphis, extending a streak he began in 2013 to 30 consecutive games reaching base (25-straight 8/8/13-end of season at Memphis).
- Batted .359 (23-64) in August with Memphis; combined with his August numbers at Springfield (AA) hit .354 (28-79).
- Hit .324 with runners on and .338 with runners on w/2 outs; went 13-39 (.333) when batting with RISP and 2 outs.
- Recalled (4/28) to St. Louis and made his Major League debut with a pinch-hit at-bat (walk) vs. MIL.



- Hit by pitch the next game (4/29 vs. MIL) in a pinch AB.
- Started his first MLB game at second base on 4/30 vs. MIL and picked up his first Major League hit with a double in the 5th inning off Wei-Chung Wang.
- Drew bases-loaded HBP in the 12th inning of a 4-3 win vs. CHI (5/13) to give Cardinals their first "walk-off" HBP in over 25 years.
- Optioned following the game on 5/13 to Memphis and recalled a second time to STL 8/19-24.
- Optioned to Springfield (8/24) where he played second base, third base and shortstop (2 games) over four games, hitting .333 (5-15).
- Transferred to Memphis (8/31) to play for the Redbirds during PCL playoffs vs. Omaha in the best-of-five series.
- Went 3-13 in four games and scored the go-ahead run in Memphis' only win during the playoffs, a 4-3 Game 2 victory; singled to lead off the 9th, advanced to second on a steal and to 3rd on a throwing error, before scoring on a wild pitch.
- Recalled by St. Louis (9/8) to end of season, appearing in five games.
- Batted .346 in June (28-81, 3 HR, 16 RBI) and .319 in July (29-91, 4 HR, 15 RBI).
- Posted first career multi-home run game vs. Northwest Arkansas (7/22), with the first coming on the back-end of back-to-back shots with teammate Xavier Scruggs... Springfield went 9-0 in games in which he homered.
- Ran off a team-best 30-game on-base streak (6/14-7/22), ranking 3rd in the Texas League; batted .343 with an on-base percentage of .476 over the 30 games.
- Hit two home runs and had 6 RBI in the Texas League playoffs; the 6 RBI were tied for most.
- His three-run home run in Game 1 of the playoffs at Tulsa tied the game in the top of the ninth as part of a 6-0 come-from-behind rally to win 8-6 in 10 innings.
- Ranked T2nd among 2011 Cardinals minor leaguers in triples (6), 6th in on-base percentage (.384) and 9th in walks (48).
- Made the Midwest League Mid-Season All-Star team as an infielder but ,was promoted to Palm Beach.
- Was top fielding second baseman in the 2010 Appalachian League with a .985 pct...ranked 2nd in the Appy League in runs scored (49).
- Hit first professional home run in pinch-hit role off Jhonathan Torres vs. Kingsport (7/18).
- Batted .467 (7-15) in the playoffs helping Johnson City to the league championship.

### MINOR LEAGUE HIGHLIGHTS

- Played entire 2013 season at Memphis (AAA), appearing in 116 games, starting 73 at shortstop, 21 at second base and 13 at third.
- Ranked 9th among Cardinals minor leaguers with a .377 on-base percentage and T8th with 23 doubles.
- Posted career bests in doubles (23), stolen bases (14), sacrifices (10) and hit by pitch (11).
- Reached base safely in a team-high 25 consecutive games to finish the season (8/8-end), posting a .390 batting average and .495 on-base percentage during the streak
- Batted .368 (32-87) in August during pennant run with 2 HR and 12 RBI
- Spent the entire 2012 season with the Texas League Champion Springfield Cardinals (AA).
- Ranked 3rd in the Texas League in walks (80) and on-base percentage (.408)...his 80 walks were the most of any Cardinals minor leaguer and his 81 runs scored ranked 4th among the farmhands.
- Led Texas League shortstops with 92 double plays & 425 assists.

### BACKGROUND / PERSONAL

- Graduated from Valhalla High School, El Cajon, Calif. in 2007.
- Played shortstop at the University of Hawaii where he was a teammate of current Cardinals infielder Kolten Wong.
- Was first team all-WAC his junior year (2010) batting a team high .358.
- His brother, Drew, was an infielder in the Chicago White Sox and Colorado Rockies organizations
- His grandfather, Dave Garcia, an East St. Louis, Ill. native, went 307-310 as manager with the California Angels (1977-78) and Cleveland Indians (1979-82).
- Greg and his wife, Hannah, reside in Santee, Calif.





# SEAN GILMARTIN

# 36

HEIGHT	WEIGHT	BATS/THROWS	BIRTH DATE	ML SERVICE
6-2	205	L/L	5/8/90	1.073

**FULL NAME:** Sean Patrick Gilmartin  
**BORN:** Thousand Oaks, California  
**OPENING DAY AGE:** 27 (Turns 28 on May 8)  
**BECAME CARDINAL:** Claimed off waivers from the New York Mets, June 11, 2017  
**CONTRACT STATUS:** Signed through 2018  
**MLB DEBUT:** April 10, 2015 at Atlanta

**PITCHER (NON-ROSTER)**

## COMPLETE RECORD

Year	Team	W-L	ERA	G	GS	CG	GF	SHO	SV	IP	H	R	ER	HR	HBP	BB	IBB	SO	WP	BK	BA
2011	GCL Braves	0-1	9.00	1	1	0	0	0	0	2.0	3	2	2	0	0	0	0	1	0	0	.333
	Rome	2-1	2.53	5	5	0	0	0	0	21.1	18	6	6	3	0	2	0	30	3	0	.217
2012	Mississippi	5-8	3.54	20	20	+3	0	0	0	119.1	111	49	47	9	4	26	0	86	2	1	.248
	Gwinnett	1-2	4.78	7	7	0	0	0	0	37.2	41	22	20	6	0	13	1	25	0	0	.273
2013	GCL Braves	0-0	0.00	3	2	0	0	0	0	9.0	1	0	0	0	0	0	0	11	0	0	.034
	Rome	1-0	1.80	1	1	0	0	0	0	5.0	4	1	1	0	0	0	0	5	0	0	.222
	Gwinnett	3-8	5.74	17	17	0	0	0	0	91.0	112	61	58	12	1	33	1	65	4	0	.304
2014	New Britain	7-3	3.13	12	12	0	0	0	0	72.0	76	30	25	2	3	16	0	74	3	1	.275
	Rochester	2-4	4.28	14	14	0	0	0	0	73.2	69	39	35	7	1	28	1	59	3	0	.250
2015	New York (NL)	3-2	2.67	50	1	0	13	0	0	57.1	50	17	17	2	2	18	5	54	1	0	.236
2016	Las Vegas	9-7	4.86	19	18	1	1	0	0	107.1	122	63	58	12	0	31	0	94	6	0	.283
	New York (NL)	0-1	7.13	14	1	0	3	0	0	17.2	21	14	14	4	1	7	1	11	0	0	.300
	Las Vegas	2-2	7.05	8	8	0	0	0	0	37.0	52	30	29	6	2	14	0	31	1	0	.331
2017	New York (NL)	0-0	13.50	2	0	0	1	0	0	3.1	8	5	5	2	0	1	0	4	1	0	.500
	GCL Cardinals	0-0	4.76	5	5	0	0	0	0	5.2	3	3	3	0	0	0	0	7	1	0	.150
	Memphis	0-1	5.68	8	1	0	4	0	1	12.2	15	8	8	2	0	2	0	8	0	0	.283
<b>MINOR TOTALS</b>		<b>32-37</b>	<b>4.43</b>	<b>120</b>	<b>111</b>	<b>4</b>	<b>5</b>	<b>0</b>	<b>1</b>	<b>593.2</b>	<b>627</b>	<b>314</b>	<b>292</b>	<b>59</b>	<b>11</b>	<b>165</b>	<b>3</b>	<b>496</b>	<b>23</b>	<b>2</b>	<b>.270</b>
<b>MAJOR TOTALS</b>		<b>3-3</b>	<b>4.14</b>	<b>66</b>	<b>2</b>	<b>0</b>	<b>17</b>	<b>0</b>	<b>0</b>	<b>78.1</b>	<b>79</b>	<b>36</b>	<b>36</b>	<b>8</b>	<b>3</b>	<b>26</b>	<b>6</b>	<b>69</b>	<b>2</b>	<b>0</b>	<b>.265</b>

\* Led League

+ Tied for League Lead

**Note:** Major League Uniform Numbers Worn: 36 (2015-17)

## LEAGUE CHAMPIONSHIP SERIES RECORD

Year	Team	W-L	ERA	G	GS	CG	GF	SHO	SV	IP	H	R	ER	HR	HBP	BB	IBB	SO	WP	BK	BA
2015	NYM vs. CHI																				

ON ROSTER -- DID NOT PITCH

## WORLD SERIES RECORD

Year	Team	W-L	ERA	G	GS	CG	GF	SHO	SV	IP	H	R	ER	HR	HBP	BB	IBB	SO	WP	BK	BA
2015	NYM vs. KC	0-0	0.00	1	0	0	0	0	0	0.2	0	0	0	0	0	0	0	0	0	0	.000



## REGULAR SEASON FIELDING RECORD

Position	PCT	G	PO	A	E	TC	DP
Pitcher	1.000	66	2	10	0	12	1

## REGULAR SEASON BATTING RECORD

Year Team	AVG	G	AB	R	H	2B	3B	HR	RBI	SH	SF	HBP	BB	IBB	SO	SB	CS	GDP	SLG	OBP	E
2017 New York (NL)	1.000	2	1	1	1	1	0	0	1	0	0	0	0	0	0	0	0	0	2.000	1.000	0
<b>MAJOR TOTALS</b>	<b>.429</b>	<b>52</b>	<b>7</b>	<b>2</b>	<b>3</b>	<b>1</b>	<b>0</b>	<b>0</b>	<b>1</b>	<b>0</b>	<b>0</b>	<b>0</b>	<b>0</b>	<b>0</b>	<b>3</b>	<b>0</b>	<b>0</b>	<b>0</b>	<b>.571</b>	<b>.429</b>	<b>0</b>

### CAREER TRANSACTIONS

- Selected by the San Diego Padres in the 31st round (945th overall) of the June, 2008 First-Year Player Draft, but did not sign.
- Selected by the Atlanta Braves in the first round (28th overall) of the June, 2011 First-Year Player Draft.
- Acquired by the Minnesota Twins in exchange for C/OF Ryan Doumit, December 18, 2013.
- Selected by the New York Mets in Major League Baseball's Rule 5 Draft, December 11, 2014.
- Claimed by the St. Louis Cardinals off waivers, June 11, 2017.

### CAREER NOTES

- Former first round draft pick has been a member of four organizations including the Braves, Mets, Twins and Cardinals.

### 2017

- Began the season in Las Vegas (AAA), made one appearance and was recalled to New York (NL) on 4/14.
- Was recalled on 4/21 and 4/28 before being optioned on 5/3 and designated for assignment on 6/11.
- Made two appearances for the Mets on 4/18 vs. PHI and 4/30 at WSH.
- Recorded his lone Major League hit, an RBI double off Joe Ross at WSH (4/30) on the losing end of a 23-5 outcome.
- Claimed by the Cardinals off waivers from the Mets on 6/11 and was placed on the Memphis (AAA) roster.
- Pitched as a starting pitcher in his first outing in the Cardinals organization tossing 4.2 innings in a loss at Round Rock (6/17).
- Was placed on the 7-day disabled list on 6/20 with a left elbow strain and was reinstated on 8/18 following a rehabilitation assignment with the GCL Cardinals.
- Made five rehab starts with the GCL Cardinals including four scoreless outings in his final four starts (8/8-15) covering 5.0 scoreless innings.
- Finished the season in the Memphis bullpen with six straight scoreless appearances from 8/19-9/3 covering 7.2 innings including a save vs. Iowa (8/30).
- Made five post-season appearances for Memphis going 0-0 with a 14.73 ERA over 3.2 innings.

### 2016

- Was recalled from Las Vegas (AAA) on 8/25.
- Was placed on the 7-day disabled list (7/22-8/10) with a left shoulder strain.
- Earned a complete game win pitching 5.0 innings in a weather-shortened game vs. Tacoma (4/28).

### CAREER HIGHS

**Most IP (Starter):** 5.0, 10/1/15 at Philadelphia.  
**Most IP (Relief):** 3.1, 8/24/15 at Philadelphia.  
**Most Strikeouts (Starter):** 3, 10/1/15 at Philadelphia.  
**Most Strikeouts (Relief):** 5, 7/29/15 vs. San Diego.  
**Most Walks (Starter):** 3, 9/24/16 vs. Philadelphia.  
**Most Walks (Relief):** 2, twice. Last: 7/19/15 at St. Louis.  
**Most Runs Allowed (Starter):** 5, 9/24/16 vs. Philadelphia.  
**Most Runs Allowed (Relief):** 5, twice. Last: 4/30/17 at Washington.  
**Most Hits Allowed (Starter):** 4, 9/24/16 vs. Philadelphia.  
**Most Hits Allowed (Relief):** 7, twice. Last: 4/30/17 at Washington.  
**Most HRs Allowed:** 2, twice. Last: 4/30/17 at Washington.  
**Longest Winning Streak:** 2 games, 8/21-24/15.  
**Longest Losing Streak:** 2 games, 10/1/15-present.  
**Longest Scoreless Streak:** 12.2 IP, 5/24-7/4/15.  
**Last Start:** 9/24/16 vs. Philadelphia.

### 2015

- Was a Rule 5 selection from the Minnesota Twins and pitched the entire season in New York (NL), making 50 appearances.
- Earned his first Major League win at ATL (6/14) with two scoreless innings in relief.
- Picked up wins in consecutive appearances at COL (8/21) and at PHI (8/24). Pitched 3.1 scoreless innings in relief against the Phillies for the win.
- Made his first MLB start in his final appearance of the season, pitching 5.0 innings in a loss at PHI (10/1).

### 2015 POSTSEASON

Made his first career postseason appearance in Game 2 of the World Series at Kansas City and recorded two outs...was on the NLCS Roster vs. Chicago but did not pitch in the series. Was not on the Division Series roster.

### 2014

- Following a trade to the Twins from the Braves for C/OF Ryan Doumit was 9-7 with a 3.71 ERA in a career-high 26 starts between New Britain (AA) and Rochester (AAA).

**2013**

- Was placed on the 7-day disabled list (6/17) with left shoulder tendonitis and was reinstated on 8/9 after a rehabilitation assignment to the Gulf Coast League (R) and Rome (A).

**2012**

- Pitched his minor league career-high total with 157.0 innings between Mississippi (AA) and Gwinnett (AAA).
- Named a Southern League Mid-Season and Post-Season All-Star.
- Named Southern League Pitcher of the Week (7/2-8), after tossing 9.0 innings allowing one run in a no decision.
- Led the Southern League with a 1.15 WHIP and fewest baserunners/9 IP (10.63), tied for the league lead with three complete games and ranked 6th in the Southern League with a 3.54 ERA.

**BACKGROUND / PERSONAL**

- Graduated from Crespi Carmelite HS in Encino, Calif.
- Played college baseball at Florida State University where he compiled a career record of 33-13 with a 3.56 ERA in 56 games (50 starts) for the Seminoles.
- Was the No. 1 pitcher all three years for the Seminoles and was a two-time First Team All-American.
- Named First Team All-American by Baseball America, Collegiate Baseball and the NCBWA and first team All-Atlantic Coast Conference during his junior year in 2011 in which he went 12-2 with a 2.09 ERA in 18 app. (17 starts).
- Started the Opening Game of the 2010 College World Series vs. Texas Christian University as a sophomore.
- Named third team All-American as a freshman in 2009 and won 12 games, ranking 5th in NCAA Division I.
- NCBWA Freshman Pitcher of the Year in 2009 and was the first freshman in Florida State history to be named first team All-ACC in 2009.
- His father, Paul, brother Michael, and his two uncles also played professional baseball. Michael was a 27th round draft pick by the Athletics in 2009 out of Wofford College.
- Resides in Thousand Oaks, California with his wife, Kayleigh McEnany.

**AWARDS & HONORS**

**Pacific Coast League Championship**  
2017: Memphis (AAA)

**National League Championship**  
2015: New York (NL)

**Southern League Mid-Season All-Star**  
2012: Mississippi (AA)

**Southern League Post-Season All-Star**  
2012: Mississippi (AA)

**MiLB.com Organizational All-Star**  
2012: Atlanta Braves

**Southern League Pitcher of the Week**  
2012: Mississippi (AA) - July 2-8

**Team USA Collegiate National Team**  
2010: Florida State University

**CAREER MILESTONES**

**Major League Debut**  
April 10, 2015 at Atlanta

**First Major League Start**  
October 1, 2015 at Philadelphia

**First Major League Win**  
June 14, 2015 vs. Atlanta

**First Career Strikeout**  
April 10, 2015 at Atlanta  
(7th inning, Freddie Freeman, swinging)



(L to R) Hall of Famers Lou Brock, Bob Gibson, Red Schoendienst, Whitey Herzog, and Ozzie Smith before Game 3 of the National League Championship Series, October, 17, 2012.



# AUSTIN GOMBER

# 68

HEIGHT	WEIGHT	BATS/THROWS	BIRTH DATE	ML SERVICE
6-5	230	L/L	11/23/93	0.000

**FULL NAME:** Austin Zachary Gomber

**BORN:** Winter Garden, Florida

**OPENING DAY AGE:** 24

**BECAME CARDINAL:** Selected in the fourth round (135th overall) of the June, 2014 First-Year Player Draft

**CONTRACT STATUS:** Signed through 2018

**PITCHER**



## COMPLETE RECORD

Year	Team	W-L	ERA	G	GS	CG	GF	SHD	SV	IP	H	R	ER	HR	HBP	BB	IBB	SO	WP	BK	BA
2014	State College	2-2	2.30	11	11	0	0	0	0	47.0	55	17	12	3	3	18	0	36	2	0	.297
2015	Peoria	*15-3	2.67	22	22	1	0	+1	0	135.0	97	45	40	10	1	34	0	*140	9	0	*.196
2016	Palm Beach	6-8	2.93	17	17	1	0	0	0	107.2	91	38	35	5	4	24	0	101	6	0	.229
	Springfield	1-0	1.40	4	4	0	0	0	0	19.1	11	4	3	0	0	9	0	15	3	0	.167
2017	Springfield	10-7	3.34	26	26	0	0	0	0	143.0	116	64	53	17	6	51	0	140	5	0	*.219
<b>MINOR TOTALS</b>		<b>34-20</b>	<b>2.85</b>	<b>80</b>	<b>80</b>	<b>2</b>	<b>0</b>	<b>1</b>	<b>0</b>	<b>452.0</b>	<b>370</b>	<b>168</b>	<b>143</b>	<b>35</b>	<b>14</b>	<b>136</b>	<b>0</b>	<b>432</b>	<b>25</b>	<b>0</b>	<b>.221</b>

\*Led League

+ Tied for League Lead

### CAREER NOTES

- 2015 Cardinals co-Minor League Pitcher of the Year.
- Is averaging 11 wins and 23 games started over each of his last three full minor league seasons.
- 2016 Florida State League Mid-Season All-Star.
- 2015 Midwest League Mid-Season and Post-Season All-Star.
- Led the 2016 Arizona Fall League in wins (5), innings pitched (33.2) and strikeouts (33).
- Won 14 straight decisions from May 2015 through the end of that season.
- Of his 46 career starts pitching 6.0 innings or more, 43 have been quality starts (93.4%) and 11 have been scoreless.
- Has four career outings with 10 or more strikeouts.
- Led the league in lowest opponent BA twice (2015 Midwest League & 2017 Texas League).
- Ranked among Cardinals minor league pitchers in wins (10, T5th), innings pitched (143, 5th), strikeouts (140, 2nd), games started (26, T2nd) and opponent BA (.219, 4th).
- Rated as a Cardinals MiLB.com organizational All-Star for the 3rd straight season.
- MiLB.com Texas League Player of the Month for August.
- Led the Texas League in lowest opponent BA (.219) and ranked among league leaders in ERA (3.34, 3rd), strikeouts (140, 2nd), WHIP (1.17, 3rd), strikeouts/9 IP (8.81) and fewest baserunners/9 IP (10.89).
- Over his final seven starts, won six straight starts (7/30-8/26) and received a no decision in his final start in which he struck out a career-high 11 batters over 6.0 innings vs. Arkansas (8/31).
- Did not allow more than two runs in any of his final eight starts of the season.
- Hit safely in 5-of-6 games with an at-bat, posting a .467 batting average (7-15, 2B, RBI), including two multi-hit games.

### 2017

- Named Cardinals Minor League Pitcher of the Month for August posting a 5-0 record with an 0.91 ERA and 44 strikeouts in 39.2 innings, permitting only 18 hits.

### 2016

- Began the season at Palm Beach (A), but made four starts for Springfield (AA) over the final two months of the season.



- Named a Florida State League All-Star and made a relief appearance tossing a scoreless inning with a strikeout.
- Led Cardinals minor leaguers in opponent batting average (.220) and ranked among the leaders in strikeouts (116, T6th) and earned run average (2.69, 3rd).
- Made four starts for Springfield and was 1-0 with a 1.40 ERA over 19.1 innings. Held the opposition to one earned run or less in all four starts.
- Threw 7.0 scoreless innings of one-hit ball vs. NW Arkansas (7/30) in his lone win with Springfield.
- Struck out a season-high 10 batters over 7.0 innings at Daytona (6/10) in a 3-0 loss at Jackie Robinson Ballpark.
- Threw his lone complete game of the season (2nd career) vs. Brevard County (7/20), tossing a career-high 9.0 innings.
- Made 15 starts of 7.0 innings pitched or more with 13 of them quality starts.
- Made seven starts for Glendale in the Arizona Fall League and went 5-1 with a 2.14 ERA over 33.2 innings.
- Led the AFL in wins (5), innings pitched (33.2) and strikeouts (33) and tied for the league lead in games started (7).
- Named Arizona Fall League Pitcher of the Week (11/1).

## 2015

- Named 2015 Cardinals co-Minor League Pitcher of the Year along with Alex Reyes.
- Led the Midwest League in wins (15), strikeouts (140), opponent batting average (.196), WHIP (0.97), winning percentage (.833) and fewest baserunners/ 9 IP (8.80)... ranked in Top 10 in ERA (2.67, 6th) and strikeouts/9 IP (9.33, 2nd).
- Led Cardinals minor league pitchers in wins (15) and opponent BA (.196), and ranked among Cardinals minor league leaders in innings pitched (135, 6th), strikeouts (140, 2nd), games started (22, T8th), ERA (2.67, 8th) and WHIP (0.97, 7th).
- Named Cardinals Minor League Pitcher of the Month for August (4-0, 0.35 ERA, 4 GS, 25.2 IP, 32 K).
- Won 14 straight decisions from May through the end of the season, the only pitcher in Minor League Baseball to win 10 or more games (14-0) without a loss during that period. His 0.93 WHIP was the 6th-lowest in MiLB during that period.
- Was the winning pitcher in his lone start in the Midwest League playoffs clinching the first round for Peoria, tossing 6.0 innings allowing one run on six hits with seven strikeouts in Game 2 at Kane County.
- Posted two double-digit strikeout games with 10 in each: 7/11 at Clinton & 8/22 vs. Wisconsin.
- Had 14 starts of 6.0 or more innings with a career-high 8.0 IP at Clinton (5/5); 13 were quality starts.
- Named Midwest League Pitcher of the Week (5/4-11), throwing 8.0 scoreless innings of four-hit ball with no walks and seven strikeouts in a 2-1 win at Clinton (5/5).
- Selected to the Midwest League All-Star Team West Squad. Pitched a scoreless inning with a walk and two strikeouts.
- Named to the Midwest League Post-Season All-Star Team.

## AWARDS & HONORS

### MiLB.com Organizational All-Star

2017: St. Louis Cardinals  
2016: St. Louis Cardinals  
2015: St. Louis Cardinals

### Cardinals Minor League Pitcher of the Month

2017: Springfield (AA) - August

### Arizona Fall League Pitcher of the Week

2016: Glendale - Oct. 25-Nov. 1

### Florida State League Mid-Season All-Star

2016: Palm Beach (A)

### Cardinals Minor League co-Pitcher of the Year

2015: Peoria (A)

### Midwest League Post-Season All-Star

2015: Peoria (A)

### Midwest League Mid-Season All-Star

2015: Peoria (A)

### Midwest League Pitcher of the Week

2015: Peoria (A) - May 5-11

## 2014

- Finished the regular season with a 14.0-inning scoreless streak on consecutive 7.0-inning starts, both against Williamsport (8/27 & 9/1).
- Had four scoreless starts during the season.
- Made one post-season start and took the loss in 2.0 innings of work.

## BACKGROUND / PERSONAL

- Graduated from West Orange (Fla.) High School playing under head coach Jesse Marlo.
- Played college baseball at Florida Atlantic University where he posted career totals of 3.27 ERA and 238 career strikeouts in 244.2 innings.
- Was first-team All-Sun Belt Conference during his junior year with a league-leading 2.97 ERA.
- Resides in Windermere, Florida.



# DERIAN GONZALEZ

# 71

HEIGHT	WEIGHT	BATS/THROWS	BIRTH DATE	ML SERVICE
6-2	230	R/R	1/31/95	0.000

**FULL NAME:** Derian Antonio Gonzalez

**BORN:** Santa Barbara del Zulia, Venezuela

**OPENING DAY AGE:** 23

**BECAME CARDINAL:** Signed as a non-drafted free agent, September 12, 2012

**CONTRACT STATUS:** Signed through 2018

**PITCHER**



## COMPLETE RECORD

Year Team	W-L	ERA	G	GS	CG	GF	SHO	SV	IP	H	R	ER	HR	HBP	BB	IBB	SO	WP	BK	BA
2013 DSL Cardinals	1-2	4.83	12	6	0	6	0	2	41.0	40	26	22	0	2	28	0	40	12	1	.256
2014 DSL Cardinals	2-2	3.11	13	11	0	0	0	0	55.0	52	27	19	1	3	22	0	62	16	0	.246
2015 GCL Cardinals	3-5	4.23	11	10	0	0	0	0	55.1	61	30	26	0	3	16	1	55	6	1	.274
2016 Peoria	5-0	2.39	15	15	0	0	0	0	75.1	65	24	20	1	0	33	1	70	13	0	.236
Palm Beach	1-2	1.46	4	4	0	0	0	0	24.2	16	9	4	0	0	11	0	24	3	0	.182
2017 GCL Cardinals	0-0	3.00	2	2	0	0	0	0	3.0	5	2	1	0	0	0	0	6	1	0	.385
Palm Beach	4-7	4.33	18	15	1	2	+1	0	79.0	78	40	38	5	3	30	1	72	8	0	.259
<b>MINOR TOTALS</b>	<b>16-18</b>	<b>3.51</b>	<b>75</b>	<b>63</b>	<b>1</b>	<b>8</b>	<b>1</b>	<b>2</b>	<b>333.1</b>	<b>317</b>	<b>158</b>	<b>130</b>	<b>7</b>	<b>11</b>	<b>140</b>	<b>3</b>	<b>329</b>	<b>59</b>	<b>2</b>	<b>.250</b>

+ Tied for League Lead

### CAREER NOTES

- Has three career double-digit strikeout efforts in his career.
- Allowed just two home runs in the first four years of his professional career spanning 251.1 innings and 1,083 total batters faced before surrendering five in 2017.

### 2017

- Was one of eight pitchers to throw a shutout in the Florida State League.
- Hurlled 24.0 consecutive scoreless innings from 5/18-6/8 including a 7.0-inning two-hit shutout at Lakeland (5/25).
- Made two relief appearances in the Florida State League playoffs. Struck out three batters in one inning in Game 1 at Fort Myers (9/5) for a Hold and surrendered a run for a blown save in Game 2 (9/6) at home before Palm Beach rallied for a walk-off win in the 9th inning.

### 2016

- Struck out a career-high 10 batters twice, in his first start of the season (4/13 vs. Quad Cities) and his final start of the season (8/4 vs. Quad Cities).
- Was 6th Toughest to HR off among Cardinals minor league pitchers issuing a home run every 411 total batters faced.

### AWARDS & HONORS

**Florida State League co-Championship**  
2017: Palm Beach (A)

### 2015

- Struck out a career-best 10 batters over 7.0 scoreless innings of two-hit ball vs. GCL Mets (8/15).
- Led the Gulf Coast League in fewest walks/9 IP (2.29).
- Ranked among the league leaders in strikeouts (55, T4th), innings pitched (55.1, 5th), lowest opponent BA (.267, 4th), strikeout/walk ratio (9.00, 2nd) and fewest baserunners/9 IP (12.71, 4th).
- Ranked 3rd among Cardinals minor league pitchers in Toughest to HR off (245 TBF/0 HR).

### 2013-14

- Ranked as the 3rd Toughest to HR off among Cardinals minor league pitchers not allowing a home run in 188 total batters faced in 2013.

### BACKGROUND / PERSONAL

- Resides in Santa Barbara del Zulia, Venezuela.



# CONNER GREENE

# 90

HEIGHT	WEIGHT	BATS/TROWS	BIRTH DATE	ML SERVICE
6-3	185	R/R	4/4/95	0.000

**FULL NAME:** James Conner Greene  
**BORN:** Santa Monica, California  
**OPENING DAY AGE:** 22 (Turns 23 on April 4)  
**BECAME CARDINAL:** Acquired from the Toronto Blue Jays along with RHP Dominic Leone in exchange for OF Randal Grichuk, January 19, 2018  
**CONTRACT STATUS:** Signed through 2018



## PITCHER

## COMPLETE RECORD

Year Team	W-L	ERA	G	GS	CG	GF	SHO	SV	IP	H	R	ER	HR	HBP	BB	IBB	SO	WP	BK	BA
2013 GCL Blue Jays	1-1	5.28	11	4	0	0	0	0	30.2	37	19	18	1	0	15	2	20	8	0	.308
2014 GCL Blue Jays	2-2	1.99	7	4	0	0	0	0	31.2	25	11	7	2	1	6	0	30	1	2	.216
Bluefield	1-2	4.23	6	5	0	0	0	0	27.2	26	16	13	1	1	12	0	21	0	0	.250
2015 Lansing	7-3	3.88	14	14	0	0	0	0	67.1	75	32	29	4	3	19	0	65	4	0	.285
Dunedin	2-3	2.25	7	7	0	0	0	0	40.0	36	11	10	1	0	8	0	35	0	0	.238
New Hampshire	3-1	4.68	5	5	0	0	0	0	25.0	25	14	13	1	1	12	0	15	1	0	.269
2016 Dunedin	4-4	2.90	15	15	0	0	0	0	77.2	74	36	25	5	3	38	0	51	4	2	.252
New Hampshire	6-5	4.19	12	12	1	1	0	0	68.2	57	36	32	5	3	33	0	48	6	1	.224
2017 New Hampshire	5-10	5.29	26	25	0	0	0	0	132.2	141	86	78	7	4	*83	1	92	+13	1	.275
<b>MINOR TOTALS</b>	<b>31-31</b>	<b>4.04</b>	<b>103</b>	<b>91</b>	<b>1</b>	<b>1</b>	<b>0</b>	<b>0</b>	<b>501.0</b>	<b>496</b>	<b>261</b>	<b>225</b>	<b>27</b>	<b>16</b>	<b>226</b>	<b>3</b>	<b>377</b>	<b>37</b>	<b>6</b>	<b>.260</b>

\* Led League

+ Tied for League Lead

## CAREER TRANSACTIONS

- Selected by the Toronto Blue Jays in the seventh round (205th overall) of the June, 2013 First-Year Player Draft.
- Acquired by the St. Louis Cardinals from the Toronto Blue Jays along with RHP Dominic Leone in exchange for OF Randal Grichuk, January 19, 2018.

## CAREER NOTES

- 2017 Eastern League (AA) Mid-Season All-Star.
- 2016 Florida State League (A) All-Star.
- 2015 MiLB.com Blue Jays Organizational All-Star.
- Rated three times in the Top 5 among the Blue Jays organization top prospects by *Baseball America* (#2 in 2015, #4 in 2016 and #5 in 2017).

## 2017

- Pitched the entire season at New Hampshire (AA), his first season spent at one affiliate since his first pro season in the Gulf Coast League in 2013.
- Made his first relief appearance since 2014 with 2.0 relief innings at Portland (9/4) in the final game of the season.

- Selected to the Eastern League All-Star Game and pitched 2.0 innings allowing a two hits and striking out four.
- Led the Eastern League in walks (83) and tied for the league lead in wild pitches (13).
- Induced a team-leading 13 grounded into double plays.

## 2016

- Was 10-9 with a 3.51 ERA with career-highs in games started (27) and innings pitched (146.1) between Dunedin (A) and New Hampshire (AA).
- Induced a career-best 20 grounded into double plays.
- Threw first professional complete game and shutout, a 7.0-inning four-hitter with seven strikeouts at Harrisburg (7/26).

- Fired 6.0 no-hit innings with two walks and six strikeouts at Trenton (8/12). Was removed at 92 pitches but still earned the win.
- Pitched for Mesa in the Arizona Fall League making four starts and going 0-1 with a 5.40 ERA in 10.0 innings.
- Rated as the No. 4 prospect in the Blue Jays organization by *Baseball America*.

## 2015

- Pitched at three affiliates during the season making a total of 26 starts between Lansing (A), Dunedin (A) and New Hampshire (AA).
- Posted career-highs with 12 wins and 115 strikeouts.
- Struck out a career-high 10 batters over 7.0 scoreless innings at Daytona (8/6).
- Ran off a 26.0-inning scoreless streak from 7/20-8/18/15.
- Was named an MiLB.com Blue Jays Organizational All-Star.
- Rated as the No. 2 prospect in the Blue Jays organization by *Baseball America*.

## 2014

- Posted a positive reverse split holding left-handed batters to a .178 (13-73) batting average with only two extra base hits (both doubles).
- Allowed two unearned runs in 19.0 innings as a relief pitcher.

## AWARDS & HONORS

**Eastern League Mid-Season All-Star**  
2017: New Hampshire (AA)

**Florida State League Mid-Season All-Star**  
2016: Dunedin (High-A)

**Eastern League Pitcher of the Week**  
2016: New Hampshire (AA) - August 8-14

**MiLB.com Organizational All-Star**  
2015: Toronto Blue Jays

## BACKGROUND / PERSONAL

- Graduated from Santa Monica High School where he posted a 1.63 ERA and 76 strikeouts his senior year.
- Signed his college letter of intent to College of Southern Nevada.
- Lists surfing as a hobby.
- Friends with actor Charlie Sheen and has appeared on several episodes of the television series "Anger Management".
- Resides in Santa Monica, California.



Special Instructors Bob Gibson and Lou Brock during 2003 Spring Training.





# LUKE GREGERSON

# 44

HEIGHT	WEIGHT	BATS/THROWS	BIRTH DATE	ML SERVICE
6-3	205	L/R	5/14/84	9.000

**FULL NAME:** Lucas John Gregerson  
**BORN:** Park Ridge, Illinois  
**OPENING DAY AGE:** 33 (Turns 34 on May 14)  
**BECAME CARDINAL:** Signed by the Cardinals as a free agent, December 14, 2017  
**CONTRACT STATUS:** Signed through 2019  
**MLB DEBUT:** April 6, 2006 vs. Los Angeles Dodgers

**PITCHER**

## COMPLETE RECORD

Year	Team	W-L	ERA	G	GS	CG	GF	SHO	SV	IP	H	R	ER	HR	HBP	BB	IBB	SO	WP	BK	BA
2006	Johnson City	0-1	3.86	15	0	0	7	0	5	16.1	14	10	7	0	1	6	0	24	4	2	.222
	State College	6-1	1.72	12	0	0	10	0	4	15.2	9	5	3	0	0	9	1	22	5	0	.164
2007	Palm Beach	3-4	1.97	53	0	0	43	0	29	64.0	42	14	14	0	1	20	3	69	5	1	.188
	Springfield	0-0	0.00	1	0	0	1	0	0	1.0	1	0	0	0	0	0	0	3	0	0	.250
2008	Springfield	7-6	3.35	57	0	0	29	0	10	75.1	62	32	28	6	3	26	5	78	5	1	.221
2009	San Diego	2-4	3.24	72	0	0	7	0	1	75.0	62	29	27	3	3	1	9	93	4	0	.221
2010	San Diego	4-7	3.22	80	0	0	9	0	2	78.1	47	30	28	8	1	18	2	89	0	0	.170
2011	Tucson#	0-0	20.25	2	0	0	0	0	0	1.1	3	3	3	0	0	2	0	2	0	0	.429
	San Diego	3-3	2.75	61	0	0	11	0	0	55.2	57	23	17	2	2	19	3	34	2	0	.266
2012	San Diego	2-0	2.39	77	0	0	15	0	9	71.2	57	19	19	7	3	21	3	72	3	0	.215
2013	San Diego	6-8	2.71	73	0	0	17	0	4	66.1	49	24	20	3	4	18	2	64	1	0	.203
2014	Oakland	5-5	2.12	72	0	0	17	0	3	72.1	58	20	17	6	1	15	3	59	6	0	.220
2015	Houston	7-3	3.10	64	0	0	53	0	31	61.0	48	24	21	5	2	10	2	59	1	0	.213
2016	Houston	4-3	3.28	59	0	0	25	0	15	57.2	38	23	21	5	2	18	2	67	6	0	.183
2017	Houston	2-3	4.57	65	0	0	13	0	1	61.0	62	31	31	13	0	20	4	70	5	1	.257
<b>MINOR TOTALS</b>		<b>16-12</b>	<b>2.85</b>	<b>140</b>	<b>0</b>	<b>0</b>	<b>90</b>	<b>0</b>	<b>48</b>	<b>173.2</b>	<b>131</b>	<b>64</b>	<b>55</b>	<b>6</b>	<b>5</b>	<b>63</b>	<b>9</b>	<b>198</b>	<b>19</b>	<b>4</b>	<b>.207</b>
<b>MAJOR TOTALS</b>		<b>35-36</b>	<b>3.02</b>	<b>623</b>	<b>0</b>	<b>0</b>	<b>167</b>	<b>0</b>	<b>66</b>	<b>599.0</b>	<b>478</b>	<b>223</b>	<b>201</b>	<b>52</b>	<b>18</b>	<b>170</b>	<b>30</b>	<b>607</b>	<b>28</b>	<b>1</b>	<b>.216</b>

# Injury rehabilitation assignment

**Note:** Major League Uniform Numbers Worn: 57 (2009-13), 44 (2014-17).

## WILD CARD RECORD

Year	Team	W-L	ERA	G	GS	CG	GF	SHO	SV	IP	H	R	ER	HR	HBP	BB	IBB	SO	WP	BK	BA
2014	OAK vs. KC	0-0	0.00	1	0	0	0	0	0	0.2	1	0	0	0	0	1	0	2	1	0	.333
2015	HOU vs. NYY	0-0	0.00	1	0	0	1	0	1	1.0	0	0	0	0	0	0	0	2	0	0	.000
<b>W.C. TOTALS</b>		<b>0-0</b>	<b>0.00</b>	<b>2</b>	<b>0</b>	<b>0</b>	<b>1</b>	<b>0</b>	<b>1</b>	<b>1.2</b>	<b>1</b>	<b>0</b>	<b>0</b>	<b>0</b>	<b>0</b>	<b>1</b>	<b>0</b>	<b>4</b>	<b>1</b>	<b>0</b>	<b>.167</b>

## DIVISION SERIES RECORD

Year	Team	W-L	ERA	G	GS	CG	GF	SHO	SV	IP	H	R	ER	HR	HBP	BB	IBB	SO	WP	BK	BA
2015	HOU vs. KC	0-0	3.00	3	0	0	2	0	2	3.0	2	1	1	1	1	2	0	4	0	0	.182
2017	HOU vs. BOS	0-0	0.00	2	0	0	1	0	0	2.0	1	0	0	0	0	0	0	3	0	0	.143
<b>D.S. TOTALS</b>		<b>0-0</b>	<b>1.80</b>	<b>5</b>	<b>0</b>	<b>0</b>	<b>3</b>	<b>0</b>	<b>2</b>	<b>5.0</b>	<b>3</b>	<b>1</b>	<b>1</b>	<b>1</b>	<b>1</b>	<b>2</b>	<b>0</b>	<b>7</b>	<b>0</b>	<b>0</b>	<b>.167</b>



## LEAGUE CHAMPIONSHIP SERIES RECORD

Year	Team	W-L	ERA	G	GS	CG	GF	SHO	SV	IP	H	R	ER	HR	HBP	BB	IBB	SO	WP	BK	BA
2017	HOU vs. NYY	0-0	0.00	1	0	0	1	0	0	0.2	0	0	0	0	0	1	0	0	0	0	.000

## WORLD SERIES RECORD

Year	Team	W-L	ERA	G	GS	CG	GF	SHO	SV	IP	H	R	ER	HR	HBP	BB	IBB	SO	WP	BK	BA
2017	HOU vs. LAD	0-0	0.00	2	0	0	0	0	0	1.0	1	0	0	0	0	1	0	2	1	0	.250

## WORLD BASEBALL CLASSIC

Year	Team	W-L	ERA	G	GS	CG	GF	SHO	SV	IP	H	R	ER	HR	HBP	BB	IBB	SO	WP	BK	BA
2013	United States	0-0	0.00	2	0	0	0	0	0	2.0	0	0	0	0	0	0	0	2	0	0	.000
2017	United States	0-0	0.00	4	0	0	3	0	3	4.0	0	0	0	0	0	1	0	3	0	0	.000
<b>W.S. TOTALS</b>		<b>0-0</b>	<b>0.00</b>	<b>6</b>	<b>0</b>	<b>0</b>	<b>3</b>	<b>0</b>	<b>3</b>	<b>6.0</b>	<b>0</b>	<b>0</b>	<b>0</b>	<b>0</b>	<b>0</b>	<b>1</b>	<b>0</b>	<b>5</b>	<b>0</b>	<b>0</b>	<b>.000</b>

## REGULAR SEASON FIELDING RECORD

Position	PCT	G	PO	A	E	TC	DP
Pitcher	.977	623	46	124	4	174	8

## REGULAR SEASON BATTING RECORD

Year	Team	AVG	G	AB	R	H	2B	3B	HR	RBI	SH	SF	HBP	BB	IBB	SO	SB	CS	GDP	SLG	OBP	E
2017	Houston	.000	65	0	0	0	0	0	0	0	0	0	0	0	0	0	0	0	0	.000	.000	0
<b>MAJOR TOTALS</b>		<b>.000</b>	<b>367</b>	<b>2</b>	<b>0</b>	<b>0</b>	<b>0</b>	<b>0</b>	<b>0</b>	<b>0</b>	<b>1</b>	<b>0</b>	<b>0</b>	<b>0</b>	<b>0</b>	<b>1</b>	<b>0</b>	<b>0</b>	<b>0</b>	<b>.000</b>	<b>.000</b>	<b>4</b>

### CAREER TRANSACTIONS

- Selected by the St. Louis Cardinals in the 28th round (856th overall) of the June, 2006 First-Year Player Draft.
- Acquired by San Diego Padres from St. Louis as the player to be named, to complete the December 4, 2008 trade of RHP Mark Worrell in exchange for INF Khalil Greene, March 23, 2009.
- On San Diego disabled list (strained right shoulder), June 8 - July 6, 2009.
- On San Diego disabled list (strained left oblique), June 7 - July 5, 2011; included injury rehabilitation assignment to Tucson (AAA).
- Acquired by Oakland from San Diego in exchange for OF Seth Smith, December 3, 2013.
- Signed by Houston Astros as a free agent, December 12, 2014.
- On Houston Bereavement/Family Medical Emergency List, May 8-11, 2015.
- On Houston Bereavement/Family Medical Emergency List, June 14-16, 2016.
- On Houston disabled list (strained left oblique), July 28 - August 12, 2016.
- Signed by St. Louis Cardinals as a free agent, December 14, 2017.

### 2017 SEASON HIGHS

**Most IP:** 2.0, twice. Last: 6/7 at Kansas City.  
**Most Strikeouts:** 3, six times. Last: 9/30 at Boston.  
**Most Walks:** 2, twice. Last: 7/14 vs. Minnesota.  
**Most Runs Allowed:** 6, 4/8 vs. Kansas City.  
**Most Earned Runs Allowed:** 6, 4/8 vs. Kansas City.  
**Most Hits Allowed:** 5, 4/8 vs. Kansas City.  
**Most HRs Allowed:** 2, twice. Last: 8/16 vs. Arizona.  
**Longest Winning Streak:** 2 games, 4/23-5/25.  
**Longest Losing Streak:** 2 games, 6/13-7/23.  
**Longest Scoreless Streak:** 9.0 IP, 6/17-7/14.

### CAREER HIGHS

**Most IP:** 3.0, 5/16/09 vs. Cincinnati.  
**Most Strikeouts:** 4, twice. Last: 6/23/10 at Tampa Bay.  
**Most Walks:** 3, three times. Last: 7/6/16 vs. Seattle.  
**Most Runs Allowed:** 6, 4/8/17 vs. Kansas City.  
**Most Earned Runs Allowed:** 6, 4/8/17 vs. Kansas City.  
**Most Hits Allowed:** 5, 4/8/17 vs. Kansas City.  
**Most HRs Allowed:** 2, four times. Last: 8/16/17 vs. Arizona.  
**Longest Winning Streak:** 4 games, twice. Last: 6/21-9/19/16.  
**Longest Losing Streak:** 3 games, three times. Last: 6/19-7/11/13.  
**Longest Scoreless Streak:** 23.0 IP, 7/4-8/27/12.

**CAREER NOTES**

- Is one of five MLB pitchers since 2009 to make 60 or more relief appearances in at least eight seasons.
- His 623 total appearances over the past eight season rank first among MLB relievers (Tyler Clippard 617, Brad Ziegler 610).
- Has held opposing right-handed batters to a .200 batting average, ranking 5th-lowest among qualifying MLB relievers since his debut in 2009.
- Established a new Major League Holds mark with 40 in 2010, his second season in the majors.
- Sports a 1.08 ERA and 13 strikeouts over 8.1 innings and 10 career postseason appearances with Oakland and Houston.
- Was a member of the 2013 and 2017 Team USA World Baseball Classic Teams. Has not allowed a run or hit in six career appearances in the tournament.
- Earned the save in Team USA's 2-1 win against Japan at Dodger Stadium in the 2017 semi-final game to send the USA to the championship game against Puerto Rico.
- Was originally drafted by the St. Louis Cardinals in the 28th round of the June 2006 First-Year Player Draft before being traded to the San Diego Padres with Mark Worrell for shortstop Khalil Greene in 2008.
- Ranks 3rd in Padres history with 363 appearances trailing only Trevor Hoffman (902) and Craig Lefferts (375).

**2017**

- Helped the United States win their first World Baseball Classic title making four scoreless relief appearances without allowing a hit and he recorded three saves.
- Was on the Opening Day roster for his ninth consecutive season and was on the active roster all season.
- Made 65 appearances during the regular season, his eighth season (of nine total) when making at least 60 appearances. Joined Tyler Clippard, David Robertson, Brad Ziegler and Fernando Rodney as the only Major League pitchers with eight 60+ appearance seasons since 2009 (Gregerson's debut).
- Finished the season with a 4.57 ERA (31 ER/61.0 IP), his highest ERA in any of his nine career seasons.
- Struck out 70 batters in 61.0 innings (10.33 strikeouts per 9.0 innings). The 70 strikeouts were his most since 2012 (San Diego, 72).
- Enjoyed success away from Minute Maid Park, going 1-1 with a 3.29 ERA (10 ER/27.1 IP) and 34 strikeouts in 27 outings on the road.
- Had three scoreless appearances (April 3-6), before giving up a career-high six runs on five hits in only 0.1 of an inning vs. KC (4/8). Gave up two homers, marking only the third time in his career when allowing two HR in an outing. His ERA on the season not including his six runs allowed on April 8, was 3.71 (25 ER/60.2 IP) with a .242 opponent batting average.
- Following the 4/8 outing, threw eight consecutive scoreless outings (7.1IP) to finish off the month of April.
- Won his first game of the season vs. DET (5/25), despite also taking a blown save.

**AWARDS & HONORS**

**World Series Championship**  
2017: Houston

**World Baseball Classic Championship**  
2017: United States of America

**Venezuelan Winter League Reliever of the Year**  
2009: Margarita

**Texas League Mid-Season All-Star**  
2008: Springfield (AA)

**Florida State League Post-Season All-Star**  
2007: Palm Beach (A)

**Cardinals Minor League Pitcher of the Month**  
2007: Palm Beach (A) - August

**Florida State League Mid-Season All-Star**  
2007: Palm Beach (A)

**Florida State League All-Star Game Top Pitcher**  
2007: Palm Beach (A)

**CAREER MILESTONES**

**Major League Debut**  
April 6, 2009 vs. Los Angeles Dodgers

**First Major League Win**  
September 8, 2009 at San Francisco

**First Major League Save**  
September 24, 2009 at Colorado

**First Career Strikeout**  
April 6, 2009 vs. Los Angeles Dodgers  
(9th inning, Casey Blake, swinging)

- Notched his only save of the season vs. SEA (7/18), pitching 1.1 scoreless innings. The one save was his single-season low since 2011 with the Padres when he had none.
- Was scoreless in 23-of-27 outings (5/9-7/22) and owned a 1.69 ERA (5 ER/26.2 IP) with 36 strikeouts and a .177 opponent batting average in that span dropping his ERA to a season-low 3.76.

**2017 POSTSEASON:** Made five scoreless postseason appearances: two in the ALDS vs. BOS, one in the ALCS vs. NYY and two in the World Series vs. LAD. Yielded only two hits in his 3.2 combined innings.



## 2016

- Earned the save on Opening Day at NYY (4/4) becoming the 3rd pitcher in Astros history with two career saves on Opening Day joining Billy Wagner (3) and Dave Smith (2).
- Led MLB in swing-and-miss percentage (42.6%, min. 200 batters faced). Was the second-highest mark by an Astros pitcher since 1988, behind a 48.1% mark set by Brad Lidge (2004).
- Ranked 5th among American League relievers in opponent batting average (.183). Was the 2nd-lowest mark of his career behind a .170 opponent average in 2010.
- Ranked 6th among A.L. pitchers in opponent BA against right-handed hitters (.156). Also ranked 8th all-time in Astros history for a single season (min. 100 batters faced).
- Ranked 10th among AL relievers with a career-best 61.4% groundball rate.
- Posted a 0.97 WHIP, marking his second consecutive season with a WHIP under 1.00.
- Was one of six A.L. relievers to post a WHIP under 1.00 in the 2015 and 2016 seasons, joining Zach Britton, Koji Uehara, Roberto Osuna, Andrew Miller and Nate Jones.
- Was placed on the Bereavement/Family Medical Emergency List from June 14-16.
- Placed on the 15-day Disabled List (8/2-12, retroactive to 7/28) with a left oblique strain. Was activated from the D.L. on Aug. 12.
- Converted 16 consecutive saves from (8/12/15-5/6/16) marking the longest consecutive saves streak by an Astro since Brandon Lyon saved 16 straight in 2010.
- Picked up the win in three consecutive outings (6/23-27). Became the seventh pitcher in club history to record a win in three consecutive relief outings, and the first since RHP Doug Henry in 1998.
- Recorded a strikeout in a career-best 17 consecutive appearances (6/4-7/19) with 25 strikeouts over 16.1 innings (13.78 SO/9) in that span. Was the longest streak by an Astros reliever since RHP Jerome Williams had a 17-game streak in 2014.

## 2015

- Signed a three-year deal with the Astros in the offseason as a free agent and was immediately installed as the club's closer.
- Became the 11th pitcher in club history to record a save on Opening Day, as he closed out Houston's 2-0 victory vs. CLE (4/6). Prior to Gregerson, the last to do it was LHP Erik Bedard (3/31/2013 vs. TEX).
- Began his season with seven consecutive scoreless outings (April 6-20). The only other Astros closer to begin his career with a scoreless streak of at least seven games was Doug Jones in 1992.
- Successfully converted 31-of-36 save opportunities (86.1%), posting a 7-3 record with a 3.10 ERA (21 ER/61.0 IP), 59 strikeouts and 10 walks in 64 appearances.
- Ranked 10th in the American League with 31 saves. Recorded the most saves by an Astros reliever since RHP Jose Valverde saved 44 games in 2009.
- His eight wins in relief ranked T2nd among A.L. relievers behind only the Royals Wade Davis (8).

- Became the second pitcher in Astros history to record seven wins and 31 saves in a single season, joining RHP Doug Jones, who won 11 games and saved 36 in 1992.
- Marked his seventh consecutive season with at least 60 appearances and his 7th consecutive season he posted an ERA below 3.25.
- Set two club records, as the Astros won each of the first 21 games in which he appeared. It marked the longest start of season streak in club history (previously RHP Donne Wall, 10 games in 1996). Also marked the longest streak by a player to begin his career with the Astros, surpassing RHP Roger Clemens (7 games in 2004) and RHP Peter Munro (7G in 2002).
- Held right-handed batters to a .189 (20-106) batting average. The only Astros reliever since 1974 to hold righties to a lower batting average for a single season (min. 70 BF) was LHP Tony Sipp in 2014 (.176, 16-91).
- Ranked sixth among AL relievers and set a new career high in groundball percentage (61%).
- Made his seventh consecutive Opening Day roster.
- Placed on the Bereavement/Family Medical Emergency List twice (5/9-12 & 6/14-16) and was inactive for three games each instance.
- Missed three games from (9/16-18) for the birth of his son.
- Allowed a home run to Logan Morrison vs. SEA (5/1), which was the first homer he allowed to a left-handed hitter since Sept. 3, 2012 at LAD (OF Andre Ethier). Had gone 169 games without allowing a homer to a lefty.
- Recorded his 12th save of the season at BAL (5/26) tying an Astros record by recording 12 saves within the Astros first 46 games of a season.
- Recorded nine saves in May, which ranked T3rd in the A.L. and tied for 3rd in Astros history with Fred Gladding (1969).
- Posted his longest outing of the season with 2.0 scoreless innings vs. TB (8/18).

**2015 POSTSEASON:** Pitched in four postseason games, recording three saves while posting a 2.25 ERA (1 ER/4.0 IP and six strikeouts)...became the first pitcher in Astros history to record a save in each of his first three postseason appearances with the club recording the save in the AL Wild Card Game at NYY with a perfect 9th inning, and recorded the save in Games 1 & 3 of the ALDS against the Royals...the save in Game 3 of the ALDS vs. KC was a four-out save, his first four-out save since (9/11/12) vs. STL with San Diego...joined Brad Lidge (NLCS Games 2, 3, 4) as the only pitchers in club history to record a save in the postseason by throwing more than one inning.

## 2014

- Posted a career-low 2.12 ERA in 72 relief appearances in his first season with the A's.
- Finished tied for the Athletics team lead in appearances, while ranking T10th in the American League.
- Walked 15 batters in 72.1 innings for a career-low 1.87 walks per 9.0 innings.
- Averaged 13.9 pitches per inning, which ranked as the fourth-lowest mark among A.L. relievers.



**2014 POSTSEASON:** Made his first career postseason appearance coming in relief of Jon Lester in the 8th inning and pitching two-thirds of an inning in the 2014 American League Wild Card game vs. KC...struck out two batters and allowed a walk and a hit for a Hold.

### 2013

- Went 6-8 with four saves and a 2.71 ERA in a team-leading 73 games in his fifth and final season with San Diego.
- Topped 70 games for the fourth time in five years.
- Ranked T6th among National League relievers in wins (6).
- Surrendered all three of his home runs in 2013 to right-handed batters.
- Matched his season high with 2.0 scoreless innings and three strikeouts at COL (6/6). Had just two outings longer than 1.1 innings.
- Tossed 15.1 consecutive scoreless innings over a 16-game stretch (4/24-5/31). Held the opposition to a .061 batting average over that span.
- Logged three of his four saves over a seven-game stretch (6/1-11).
- Finished the season with a 34-game, 30.2-inning, 124-batters faced homerless streak.
- Walked two batters vs. NYM (8/15), his only outing with more than one walk.
- Compiled a 0.69 ERA in 14 appearances in September.

### 2012

- Posted a career-best 2.39 ERA and a career-high nine saves over 77 appearances for the Padres.
- His 77 appearances ranked T6th among National League relievers.
- In 43 relief appearances at home, went 1-0 with a 1.49 ERA, a .179 opponent batting average and five saves in six opportunities. After the All-Star Break, posted a 1.10 ERA and a .189 opponent batting average with nine saves in 10 opportunities over 35 outings.
- Worked scoreless ball in 65 of his 77 outings on the season.
- Posted a career-best 23.0 scoreless innings streak (7/4-8/27), which was the longest streak by a Padre in 2012 and the longest since RHP Kevin Correia posted a 23.1 scoreless innings streak in 2009.
- Converted eight-of-nine save opportunities over a 10-game stretch from (8/26-9/15), with his only blown save and the Padres only loss in that span at LAD (9/3).
- Allowed seven home runs total on the year, with five of those coming in a 19-game stretch (5/14-6/25).
- Recorded 72 strikeouts in his 71.2 innings, the second-most strikeouts among Padres relievers in 2012.
- Honored with Darrel Akerfelds Bullpen Award following the season, which is given annually to the most outstanding member of the Padres bullpen as voted on by their peers.

### 2011

- Appeared in 61 games in a season affected by injury, working scoreless ball in 48 of his 61 outings.
- Missed 25 games on the 15-day disabled list (6/9-7/5) with a strained oblique.
- Tallied 16 holds and allowed seven of 29 inherited runners to score (24%).

### 2010

- Made a team-leading 80 appearances which ranked T4th among National League pitchers. The 80 appearances tied him with RHP Cla Meredith (2007) for the third-most appearances by a pitcher in San Diego franchise history.
- Set, what was then, a Major League record with 40 holds, breaking the previous record of 36, held by RHP Scott Linebrink (2006) and RHP Tom Gordon (2004).
- Ranked fourth among NL relievers in opponent batting average (.170).
- Held right-handed hitters to a .162 mark while lefties batted .180 off him.
- Averaged 14.1 pitches per inning, which was the 3rd-lowest mark among all Major League relievers.
- Retired 26 consecutive batters from April 14-27, setting a Padres record (previously 24, set by LHP Craig Lefferts in 1984).
- Did not allow a walk to 110 consecutive batters faced (4/14-6/18), which marked the longest streak for a reliever in Padres history.
- Posted a season-high scoreless streak of 16.1 innings (4/15-5/11).
- Allowed the first home run at Petco Park of his career vs. LAD (5/14) to Matt Kemp, snapping a streak of 45 career outings (51.1 IP) without allowing a home run at home.

### 2009

- Was acquired from the Cardinals on March 23 to complete the deal that sent INF Khalil Greene to St. Louis.
- Made his Major League debut vs. LAD (4/6) and struck out two Dodgers working the 9th inning.
- Appeared in a team-high 72 games.
- His 72 games pitched ranked 4th all-time by a Padres rookie reliever.
- Ranked among National League relievers in Holds (27, 2nd), strikeouts (93, 3rd) and innings pitched (75.0, 9th).
- Led all N.L. rookie relievers in strikeouts and holds, while ranking 2nd in appearances and innings pitched, 5th in ERA (3.24) and 6th in opponent average (.221).
- Allowed just three runs at home, posting a 0.65 ERA in 37 outings while holding opposing batters to a .136 average at Petco Park.
- Recorded two extended scoreless innings streaks, working 12.1 innings (5/13-30) and a then-career high 18.0 scoreless innings (8/16-9/20). The 18.0-inning streak was the longest by a Padres reliever in 2009.
- Allowed just five of 27 inherited runners to score (18.5 percent).
- Placed on the Disabled List on June 16 (retroactive to June 8) with a strained right shoulder and was reinstated on July 6.
- Earned his first Major League win at SF (9/8) with one-third of an inning.
- Recorded his first Major League save at COL (9/24) working 1.2 scoreless innings.

**2008**

- Named to the Texas League Mid-Season All-Star Team.
- Ranked among Texas League leaders in Holds (9, 5th), lowest opponent BA among relievers (.221, 2nd) and fewest baserunners/9 IP (10.87).
- Earned six wins as a relief pitcher giving him 16 wins and 48 saves over his first three professional seasons.
- Allowed two earned runs in 22.0 innings (0.82 ERA) over 19 appearances for Margarita of the Venezuelan Winter League earning VWL Reliever of the Year honors.

**2007**


- Named a Florida State League Mid-Season All-Star. Was named Pitcher of the Game recording the win and striking out both batters he faced.
- Named a Florida State League Post-Season All-Star.
- Selected as Cardinals Minor League Pitcher of the Month for August holding his opposition scoreless in 12 appearances (13.2 IP) and was 9-for-9 in save opportunities.
- Led all FSL relief pitchers in lowest opponent BA (.188) and fewest baserunners/9 IP (8.86).
- Ranked among the FSL leaders in saves (29, 3rd), appearances (53, T2nd) and games finished (43, 3rd).

**2006**

- Converted 9-of-10 saves opportunities between Johnson City (R) and State College (A).
- Did not allow a home run in 32.0 innings pitched.

**BACKGROUND / PERSONAL**

- Graduated from Morton High School in Berwyn, Illinois.
- Played college baseball for St. Xavier University (IL) on the South Side of Chicago.
- Named Chicagoland Collegiate Athletic Conference (CCAC) and NAIA Regional VII Player of the Year in 2006 after pitching to a 3-1 record with an 0.68 ERA with nine saves while batting .330 with a team-leading 49 RBI and 12 stolen bases in 58 games while playing right field.
- Was inducted into the St. Xavier University Hall of Fame in 2014 along with his former coach Mike Dooley. The pair were both on the 2006 Cougars squad which advanced to the NAIA World Series for the first time since 1988.
- Luke and his wife, Lindsey, reside in Park Ridge, Illinois, with their son, Logan John, and daughter, Liv Grace.



Luke Gregerson nailed down three saves during the United States' run to their first World Baseball Classic Championship in 2017. (Right) Is getting congratulated by catcher Buster Posey after notching a save on March 21 against Japan in the championship semi-finals at Dodger Stadium in Los Angeles.



# PRESTON GUILMET

# 58

(GILL-mett)

HEIGHT	WEIGHT	BATS/THROWS	BIRTH DATE	ML SERVICE
6-2	217	R/R	7/27/87	0.079

**FULL NAME:** Preston Blake Guilmet  
**BORN:** Roseville, California  
**OPENING DAY AGE:** 30 (Turns 31 on July 27)  
**BECAME CARDINAL:** Signed by the Cardinals as a minor league free agent, January 5, 2018.  
**CONTRACT STATUS:** Signed through 2018  
**MLB DEBUT:** July 10, 2013 vs. Toronto

**PITCHER (NON-ROSTER)**



## COMPLETE RECORD

Year	Team	W-L	ERA	G	GS	CG	GF	SHO	SV	IP	H	R	ER	HR	HBP	BB	IBB	SO	WP	BK	BA
2009	Mahoning Valley	6-6	4.09	15	15	0	0	0	0	70.1	70	41	32	8	2	16	0	62	5	0	.255
2010	Lake County	4-1	2.25	30	0	0	21	0	11	52.0	35	13	13	3	2	10	1	79	3	0	.188
2011	Kinston	1-1	2.16	*52	0	0	*48	0	*35	58.1	43	14	14	4	0	11	1	60	3	0	.202
2012	Akron	2-2	2.39	50	0	0	*39	0	+24	52.2	41	14	14	4	0	13	0	51	4	0	.211
2013	Columbus	5-4	1.68	49	49	0	34	0	20	64.1	43	19	12	4	0	14	2	72	2	0	.182
	Cleveland	0-0	10.13	4	0	0	1	0	0	5.1	8	6	6	0	0	3	0	1	0	0	.320
2014	Baltimore	0-1	5.23	10	0	0	4	0	0	10.1	8	6	6	2	0	2	0	12	1	0	.200
	Norfolk	4-2	3.91	40	0	0	26	0	10	48.1	42	25	21	6	0	10	3	54	4	0	.227
2015	Buffalo	0-0	1.26	10	0	0	2	0	0	14.1	10	2	2	0	0	3	1	12	0	0	.196
	Tampa Bay	0-0	5.06	3	0	0	2	0	0	5.1	5	3	3	1	0	2	0	5	0	0	.250
	Durham	0-0	2.40	13	0	0	6	0	3	15.0	14	4	4	1	0	6	0	16	0	0	.237
	Oklahoma City	0-0	3.00	3	0	0	1	0	0	3.0	2	1	1	0	0	1	0	4	0	0	.182
	Milwaukee	0-0	27.00	2	0	0	1	0	0	2.0	4	6	6	1	0	2	0	1	0	0	.444
	Colorado Springs	2-2	2.50	13	0	0	5	0	1	18.0	11	5	5	0	0	4	1	14	2	0	.183
2016	Toledo	3-3	2.77	+65	0	0	20	0	0	68.1	71	28	21	4	2	12	3	82	4	0	.270
2017	Yakult (Jpn.)	1-1	3.62	28	4	0	8	0	0	54.2	49	23	22	4	2	15	1	57	1	0	---
<b>MINOR TOTALS</b>		<b>27-21</b>	<b>2.69</b>	<b>340</b>	<b>15</b>	<b>0</b>	<b>202</b>	<b>0</b>	<b>104</b>	<b>464.2</b>	<b>382</b>	<b>166</b>	<b>139</b>	<b>34</b>	<b>6</b>	<b>100</b>	<b>12</b>	<b>506</b>	<b>27</b>	<b>0</b>	<b>.220</b>
<b>MAJOR TOTALS</b>		<b>0-1</b>	<b>8.22</b>	<b>19</b>	<b>0</b>	<b>0</b>	<b>8</b>	<b>0</b>	<b>0</b>	<b>23.0</b>	<b>25</b>	<b>21</b>	<b>21</b>	<b>4</b>	<b>0</b>	<b>9</b>	<b>0</b>	<b>19</b>	<b>1</b>	<b>0</b>	<b>.266</b>
<b>JAPAN TOTALS</b>		<b>1-1</b>	<b>3.62</b>	<b>28</b>	<b>4</b>	<b>0</b>	<b>8</b>	<b>0</b>	<b>0</b>	<b>54.2</b>	<b>49</b>	<b>23</b>	<b>22</b>	<b>4</b>	<b>2</b>	<b>15</b>	<b>1</b>	<b>57</b>	<b>1</b>	<b>0</b>	<b>---</b>

\* Led League

+ Tied for League Lead

Note: Major League Uniform Numbers Worn: 36 (2013), 63 (2014), 58 (2015)

## REGULAR SEASON FIELDING RECORD

Position	PCT	G	PO	A	E	TC	DP
Pitcher	1.000	19	1	2	0	3	0

## REGULAR SEASON BATTING RECORD

Year	Team	AVG	G	AB	R	H	2B	3B	HR	RBI	SH	SF	HBP	BB	IBB	SO	SB	CS	GDP	SLG	OBP	E
<b>MAJOR TOTALS</b>		<b>.000</b>	<b>3</b>	<b>0</b>	<b>0</b>	<b>0</b>	<b>0</b>	<b>0</b>	<b>0</b>	<b>0</b>	<b>0</b>	<b>0</b>	<b>0</b>	<b>0</b>	<b>0</b>	<b>0</b>	<b>0</b>	<b>0</b>	<b>0</b>	<b>.000</b>	<b>.000</b>	<b>0</b>



## CAREER TRANSACTIONS

- Selected by the Oakland Athletics in the 22nd round (664th overall) of the June 2008 First-Year Player Draft, but did not sign.
- Selected by the Cleveland Indians in the ninth round (275th overall) of the June 2009 First-Year Player Draft.
- Acquired by the Baltimore Orioles from the Cleveland Indians in exchange for minor league INF Torsten Boss, April 7, 2014.
- Acquired by the Pittsburgh Pirates from Baltimore Orioles in exchange for cash considerations, October 3, 2014.
- Claimed off waivers by the Toronto Blue Jays from the Pittsburgh Pirates, December 23, 2014.
- Claimed off waivers by the Tampa Bay Rays from the Toronto Blue Jays, May 13, 2015.
- Claimed off waivers by the Los Angeles Dodgers from the Tampa Bay Rays, July 10, 2015.
- Claimed off waivers by the Milwaukee Brewers from the Los Angeles Dodgers, July 31, 2015.
- Signed by the Detroit Tigers as a minor league free agent, December 8, 2015.
- Signed by the Yakult Swallows, November 21, 2016.
- Signed by the St. Louis Cardinals as a minor league free agent, January 5, 2018.

## CAREER NOTES

- Converted 104-of-124 career minor league save opportunities.
- Led or tied for the league lead in saves in the Carolina League (2011 with Kinston) and Eastern League (2012 with Akron).
- Pitched one season (2017) in Japan with the Yakult Swallows.
- Pitched for six different clubs (Buffalo, Tampa Bay, Durham, Oklahoma City, Milwaukee and Colorado Spring) and four organizations (Blue Jays, Rays, Dodgers, Brewers) during the 2015 season.
- Tied for the Minor League lead with 65 appearances in 2016 as a member of the Toledo Mud Hens.

## 2017

- Pitched for the Yakult Swallows of the Japanese Central League.
- Made 28 appearances with four games started and posted a 1.17 WHIP with a 9.38 strikeouts/9 IP rate

## 2016

- Made a career-high 65 appearances for Toledo (AAA) in his first season in the Tigers organization.
- Tied for the International League lead in appearances (65) with Pedro Beato (Norfolk) which also tied for the overall Minor League lead.
- Led all International League relief pitchers with 1.19 BB/IP ratio, while ranking in the Top 5 in strikeouts/9 IP (10.80, 2nd) and fewest baserunners/9 IP (11.20, 4th).
- Ranked 2nd behind teammate Logan Kensing (14) for the team lead in Holds (11) and 3rd in the International League.
- Posted a single-season high with 82 strikeouts.
- Pitched on consecutive days 16 times and three-straight days once (4/27-29).

## 2015

- Pitched for the Blue Jays, Rays, Dodgers and Brewers organization making stops for six different clubs including two stops in the Major Leagues with Tampa Bay and Milwaukee.

## CAREER HIGHS

**Most IP:** 2.2, 8/8/13 vs. Detroit.  
**Most Strikeouts:** 3, 6/11/15 vs. Los Angeles Angels.  
**Most Walks:** 2, 8/3/15 vs. San Diego.  
**Most Runs Allowed:** 6, 8/3/15 vs. San Diego.  
**Most Hits Allowed:** 6, 8/8/13 vs. Detroit.  
**Most HRs Allowed:** 1, four times. Last: 8/3/15 vs. San Diego.  
**Longest Scoreless Streak:** 7.0 IP, 9/12/13-5/27/14.

- Appeared in 44 games between the minors and majors.
- Recorded four saves and posted a 2.15 ERA and 1.01 WHIP in 39 appearances in the minor leagues, while surrendering only one home run to 201 total batters faced.

## 2014

- Was acquired by the Baltimore Orioles on April 7 after being designated for assignment by the Indians on March 30, before a trade was finalized for INF Torsten Boss.
- Began the season in Norfolk (AAA), but was recalled to Baltimore on May 12, making his Orioles debut that night vs. DET with a scoreless outing.
- Was recalled to Baltimore five times during the 2014 season before his final time being optioned on 7/31 to finish the season.
- Finished the longest scoreless streak of his MLB career at 7.0 innings which started with the Indians on 9/12/13 and ended on 5/27/14 spanning six relief appearances.

## 2013

- Made his Major League debut for Cleveland vs. Toronto on July 10. Struck out Munenori Kawasaki swinging for his first strikeout in his first batter faced.
- Ranked T3rd among the International League leaders with 20 saves and 4th with 34 games finished.
- Led International League relief pitchers with 1.68 walks/9 IP and 7.97 baserunners/9 IP.
- Contract was purchased from Columbus (AAA) on July 7, made his Major League debut on July 10 for Cleveland and was optioned back to Columbus following the game on July 10.





- Was recalled two more times during the season.
- Threw a season-high 3.0 scoreless innings in relief for Columbus at Lehigh Valley (7/20).
- Named an Indians organizational All-Star by MiLB.com.

**2012**

- Tied for the Eastern League lead in saves with 24 while making 50 appearances for Akron (AA). Led the league in games finished with 39 and second in appearances.
- Selected to the Eastern League Post-Season All-Star team.
- Named an Indians organizational All-Star by MiLB.com.
- Recorded 17 consecutive scoreless outings (18.0 IP) from June 10-July 19 going 1-0 with nine saves during the stretch.
- Was a perfect 5-for-5 in save opportunities while firing 6.1 scoreless innings during the Eastern League playoffs.
- On 7-day disabled list (lower back strain) from May 2-16.

**2011**

- Led the Carolina League in saves (35), appearances (52), games finished (48). Also led in fewest BB/9 IP (1.54) and fewest baserunners/9 IP (8.33).
- Ranked 3rd among Carolina League relief pitchers in opponent batting average (.202) and strikeouts/9 IP (9.26).
- Selected to the Carolina League Mid-Season and Post-Season All-Star teams.
- Named Carolina League Pitcher of the Week (8/15-21) firing four scoreless relief appearance (5.0 IP) and nailing down three saves.
- Did not allow a run during the month of August, posting 11 scoreless appearances (13.0 IP) with 11 strikeouts and recording eight saves.
- Pitched for Phoenix in the Arizona Fall League (0-0, 6.43 ERA, 14 IP, 10 K) and was selected to participate in the AFL Rising Stars All-Star Game.

**2010**

- Did not allow a run in his first nine appearances of the season with Lake County (A), covering 12.2 innings with 18 strikeouts and five saves during the stretch.

**2009**

- Threw a career-high 7.0 innings vs. Oneonta (7/18) allowing only one run on four hits.

**BACKGROUND / PERSONAL**

- Played High School baseball at Oakmont (Calif.) High School.
- Played college baseball at the University of Arizona.
- Named 2007 Pac-10 Pitcher of the Year his sophomore season at Arizona. Also earned first-team All-American by Collegiate Baseball and Baseball America.
- Resides in Newcastle, California.

**AWARDS & HONORS****International League Mid-Season All-Star**

2013: Columbus (AAA)

**Eastern League Post-Season All-Star**

2012: Akron (AA)

**MiLB.com Organizational All-Star**

2013: Cleveland Indians

2012: Cleveland Indians

**Eastern League Championship**

2012: Akron (AA)

**Carolina League Mid-Season All-Star**

2011: Kinston (High-A)

**Carolina League Post-Season All-Star**

2011: Kinston (High-A)

**Carolina League Pitcher of the Week**

2011: Kinston (High-A) - August 15-21

**Arizona Fall League Rising Star**

2011: Phoenix

**New York-Penn League Pitcher of the Week**

2009: Mahoning Valley (SS-A) - August 3-9

**Pac-10 Pitcher of the Year**

2007: University of Arizona

**CAREER MILESTONES****Major League Debut**

July 10, 2013 vs. Toronto

**First Career Strikeout**July 10, 2013 vs. Toronto  
(7th inning, Munenori Kawasaki, swinging)



# JEDD GYORKO

(JERK-oh)

# 3

HEIGHT	WEIGHT	BATS/THROWS	BIRTH DATE	ML SERVICE
5-10	200	R/R	9/23/88	4.164

**FULL NAME:** Jedd Lindon Gyorko  
**BORN:** Morgantown, West Virginia  
**OPENING DAY AGE:** 29 (Turns 30 on September 23)  
**BECAME CARDINAL:** Acquired from the San Diego Padres with cash considerations in exchange for OF Jon Jay, December 8, 2015  
**CONTRACT STATUS:** Signed through 2019, with a club option for 2020  
**MLB DEBUT:** April 1, 2013 at New York Mets

## INFIELDER



## COMPLETE RECORD

Year	Team	AVG	G	AB	R	H	2B	3B	HR	RBI	SH	SF	HBP	BB	IBB	SO	SB	CS	GDP	SLG	OBP	E
2010	Eugene	.330	26	106	16	35	6	0	5	18	0	0	0	9	0	26	1	1	3	.528	.383	4
	Fort Wayne	.284	42	162	19	46	11	0	2	23	0	0	2	19	0	31	1	0	3	.389	.366	5
2011	Lake Elsinore	*.365	81	340	78	124	35	2	18	74	0	2	2	38	+4	64	11	3	6	.638	.429	8
	San Antonio	.288	59	236	41	68	12	0	7	40	0	2	1	26	1	50	1	0	5	.428	.358	5
2012	San Antonio	.262	34	130	18	34	4	0	6	17	0	0	2	17	2	27	1	1	3	.431	.356	5
	Tucson	.328	92	369	62	121	24	0	24	83	0	5	0	34	0	68	4	3	10	.588	.380	7
2013	San Diego	.249	125	486	62	121	26	0	23	63	0	2	4	33	1	123	1	1	14	.444	.301	6
	San Antonio#	1.000	1	1	0	1	0	0	0	0	0	0	0	0	0	0	0	0	0	1.000	1.000	0
	Lake Elsinore#	.571	2	7	2	4	1	0	0	1	0	0	0	0	0	1	0	0	0	.714	.571	0
2014	San Diego	.210	111	400	37	84	17	1	10	51	0	3	4	36	1	100	3	2	8	.333	.280	11
	El Paso#	.292	6	24	7	7	2	0	1	5	0	0	0	4	0	4	0	0	0	.500	.393	0
2015	San Diego	.247	128	421	34	104	15	0	16	57	0	5	5	27	1	107	0	1	13	.397	.297	3
	El Paso	.279	16	61	8	17	1	0	4	9	0	0	1	7	0	11	0	1	3	.492	.362	0
2016	ST. LOUIS	.243	128	400	58	97	9	1	30	59	0	1	0	37	1	96	0	0	11	.495	.306	10
2017	ST. LOUIS	.272	125	426	52	116	21	2	20	67	0	7	1	47	1	105	6	2	12	.472	.341	10
<b>MINOR TOTALS</b>		<b>.318</b>	<b>359</b>	<b>1436</b>	<b>251</b>	<b>457</b>	<b>96</b>	<b>2</b>	<b>67</b>	<b>270</b>	<b>0</b>	<b>9</b>	<b>8</b>	<b>154</b>	<b>7</b>	<b>282</b>	<b>19</b>	<b>9</b>	<b>33</b>	<b>.528</b>	<b>.385</b>	<b>34</b>
<b>MAJOR TOTALS</b>		<b>.245</b>	<b>617</b>	<b>2133</b>	<b>243</b>	<b>522</b>	<b>88</b>	<b>4</b>	<b>99</b>	<b>297</b>	<b>0</b>	<b>18</b>	<b>14</b>	<b>180</b>	<b>5</b>	<b>531</b>	<b>10</b>	<b>6</b>	<b>58</b>	<b>.429</b>	<b>.305</b>	<b>40</b>

\* Led League

+ Tied for League Lead

# Injury Rehabilitation Assignment

**Note:** Major League Uniform Numbers Worn: 9 (2013-15), 3 (2016-present)

## REGULAR SEASON FIELDING RECORD

Position	PCT	G	PO	A	E	TC	DP
First Base	.991	22	96	11	1	108	8
Second Base	.988	370	565	964	18	1547	195
Third Base	.963	161	75	293	14	382	34
Shortstop	.967	55	75	132	7	214	33
Outfield	1.000	1	2	0	0	2	0



## 2017 SEASON HIGHS

**Most Hits:** 4, 5/1 vs. Milwaukee.  
**Most Runs:** 2, 9 times. Last: 9/26 vs. Chicago Cubs.  
**Most 2B:** 2, 4/20 at Milwaukee.  
**Most HRs:** 2, 5/1 vs. Milwaukee.  
**Most RBI:** 3, three times. Last: 8/8 at Kansas City.  
**Most BBs:** 3, 8/8 at Kansas City.  
**Longest Hitting Streak:** 7 games, 5/4-5/10.

## CAREER HIGHS

**Most Hits:** 4, four times. Last: 5/1/17 vs. Milwaukee.  
**Most Runs:** 3, 9/10/13 at Philadelphia.  
**Most 2Bs:** 2, three times. Last: 4/20/17 at Milwaukee.  
**Most HRs:** 2, five times. Last: 5/1/17 vs. Milwaukee.  
**Most RBI:** 6, 5/9/14 vs. Miami.  
**Most BBs:** 3, twice. Last: 8/8/17 at Kansas City.  
**Longest Hitting Streak:** 10 games, 9/9-19/14.  
**Multi-HR Games:** 5. Last: 5/1/17 vs. Milwaukee.  
**Grand Slams:** 3. Last: 8/16/14 at St. Louis (Siegrist)  
**Pinch Home Runs:** 1. 5/3/15 vs. Colorado (B. Brown)

## CAREER TRANSACTIONS

- Selected by the San Diego Padres in the second round (59th overall) of the June, 2010 First-Year Player Draft.
- On San Diego 15-day disabled list (right groin strain), June 10 to July 12, 2013; included rehabilitation assignments to San Antonio (AA) and Lake Elsinore (A).
- On Paternity List, April 28-29, 2014.
- On San Diego 15-day disabled list (plantar fasciitis), June 6 (retroactive to June 4) to July 27, 2014; included rehabilitation assignment to El Paso (AAA).
- Acquired by the St. Louis Cardinals in exchange for OF Jon Jay and cash considerations, December 8, 2015.
- On Paternity List, June 2-3, 2017.
- On St. Louis 10-day disabled list (right hamstring strain), August 27-September 12, 2017.

## CAREER NOTES:

- Enters the 2018 season one home run shy of 100 and three RBI shy of 300 for his career.
- Ranks 6th among National League infielders in home runs since 2013. Since his Cardinals debut (2016-present), his 50 home runs ranks T11th.
- Became the first player in Cardinals franchise history to start and homer while playing at all four infield spots in 2016.
- In 2016, hit 30 home runs with only nine doubles to become one of just two players in Major League history with 30 or more HR, fewer than 10 doubles and 400 AB or less, joining Mark McGwire (2000, STL).
- Traded to the Cardinals during the 2015 Major League Baseball Winter Meetings for outfielder Jon Jay.
- Led the Padres in home runs (49), runs batted in (171), hits (309), doubles (58) and walks (96) from his Major League debut in 2013 through 2015.
- Set the San Diego Padres single-season home run mark by a second baseman in 2013 when he swatted 23, becoming the first rookie to lead the Padres in home runs since Nate Colbert did so by hitting 24 in 1969.
- Is the Padres all-time leader for home runs by a second baseman with 40.
- Placed 6th in the 2013 National League Rookie of the Year voting.
- Posted a .992 fielding percentage at second base his rookie season, the highest ever in MLB by a rookie second baseman.

## MOST HOME RUNS AMONG NATIONAL LEAGUE INFELDERS SINCE 2013

RANK	AB	HR	AB/HR
1. Anthony Rizzo	2,871	150	19.14
2. Nolan Arenado	2,758	148	18.64
Paul Goldschmidt	2,712	148	18.32
4. Joey Votto	2,461	124	19.85
5. Freddie Freeman	2,603	121	21.51
6. Jedd Gyorko	2,133	99	21.55

## 2017

- Played in 125 games, starting 102 at third base, five at second base and three at first base.
- Posted single-season highs with a .272 batting average, 67 RBI, .341 on-base percentage, 47 walks, six stolen bases and two triples.
- Ranked 2nd on the Cardinals with his personal high seven sacrifice flies.
- Hit 20 or more home runs for the second consecutive season and 3rd time in his career.
- Since his Cardinals debut, his 50 home runs over the past two seasons (2016-17) rank T11th among National League infielders.
- Batted .300 (30-100, 2 HR) with runners in scoring position and .545 (6-11) with 15 RBI in bases loaded situations.
- Tied for the team lead with 10 three-plus hit games.
- Hit 21 doubles in 2017, one year after collecting just nine.
- Hit a game-ending sacrifice fly vs. COL (7/25) scoring Harrison Bader for a 3-2 win for his 2nd career walk-off RBI.
- Fourteen of his 20 home runs were solo.
- Missed 15 games with a right hamstring injury (8/27-9/12).



### AWARDS & HONORS

**MLBPAA Cardinals Heart and Hustle Award**  
2017: St. Louis

**Baseball America Triple-A All-Star**  
2012: Tucson (AAA)

**Topps Triple-A All-Star**  
2012: Tucson (AAA)

**Pacific Coast League Player of the Week**  
2012: Tucson (AAA) - June 25-July 1

**Arizona Fall League All-Prospect Team**  
2011: Peoria

**California League Mid-Season All-Star**  
2011: Lake Elsinore (High-A)

**Topps Class A All-Star**  
2011: Lake Elsinore (High-A)

**Baseball America High Class A All-Star**  
2011: Lake Elsinore (High-A)

**Topps California League Player of the Month**  
2011: Lake Elsinore (High-A) - May

**California League Player of the Week**  
2011: Lake Elsinore (High-A) - May 16-22

### CAREER MILESTONES

**Major League Debut**  
April 1, 2013 at New York Mets

**First Major League Hit**  
April 1, 2013 at New York Mets  
(6th inning, double, off Jon Niese)

**First Major League Home Run**  
May 1, 2013 at Chicago Cubs  
(8th inning, solo, off Scott Feldman)

### 2016

- Led the Cardinals with a career-high 30 home runs, the first Cardinal with 30 or more home runs since Carlos Beltran hit 32 in 2012. Ranked T11th in National League.
- Versatile infielder made starts at all four infield positions (1B-8, 2B-39, 3B-28, SS-25). Started & homered while playing at all four infield spots, the first in Cardinals franchise history to do so.
- Of his 30 home runs, 17 tied or gave the Cardinals the lead.
- Became one of two players in MLB history with 30 or more HR, less than 10 doubles (nine) and 400 AB or less, joining Mark McGwire (2000, STL).

- Hit 23 HR after the All-Star Break, the most in the National League (T2nd MLB).
- Hit 12 home runs in the 7th inning or later, T1st in the National League (Carter, MIL).
- Was the first Cardinals middle infielder with 20 HRs since Jhonny Peralta in 2014.
- Hit home runs in consecutive games seven times to lead the Cardinals.
- Hit the Cardinals first home run of the season at PIT (4/5), the 50th of his career, becoming the first Cardinals second baseman to hit the team's first HR since Geronimo Pena vs. SF (4/7/93) in the 2nd game of that season.
- Batted .560 (14-25) against his former team, the Padres, with 6 home runs & four three-hit games. Homered in five straight games vs. SD, including a multi-HR in Game 2 of a DH on 7/20, his 4th career multi-HR game.
- Became the first Cardinals player to homer in five straight against the Padres since Albert Pujols (9/3/2001-7/2/2002) tying the club record and one shy of the MLB record held by Barry Bonds (2001) & Chipper Jones (2003-04) with six game streaks.
- Homered in both games of the 7/20 doubleheader vs. SD, the most recent Cardinal to do so since Troy Glaus at WSH (6/5/2008).
- Homered in both games of a doubleheader twice: 7/20 vs. SD & 7/26 at NYM, becoming the most recent player to HR in both games of a DH since Jacoby Ellsbury (BOS, 2011) and twice in a week since Bobby Bonilla (PIT, 1990).
- Twice hit game-tying home runs in the 9th inning: vs. LAD (7/22) & at PHI (8/19).
- Hit 10 HR in August, his career-high month (last Cardinal w/10 HR in a month: Carlos Beltran 10, May 2012).
- Homered in three straight games twice (7/18-20 [2] & 9/29-10/1).

### 2015

- Padres Opening Day second baseman for the third straight season.
- Played in 123 games with 76 starts at second base and 28 starts at shortstop.
- His first home run of the season was his first career pinch-hit home run, a two-run shot off Brooks Brown vs. COL (5/3).
- Batted .210 with 2 HR and 11 RBI in his first 46 games before being optioned to El Paso (AAA) on 6/10.
- Recalled from El Paso (6/30) after playing 16 games where he batted .279 with 4 HR and 9 RBI.
- Batted .262 with 14 HR and 46 RBI in 82 games following his recall.
- Following his return from the option assignment and through the end of the regular season, his 14 home runs ranked 3rd among MLB middle infielders trailing only Robinson Cano (17) and Carlos Correa (17).
- Smacked a pair of home runs at WSH (8/25), his third career multi-HR game.
- Tied his career-high with four hits vs. SF (9/23).
- Knocked in 18 runs in both August (5 HR) and September (6 HR), marking his highest total in a month since a career-high 20 RBI in September 2013.



## 2014

- Made his second-straight Opening Day roster and second-straight Opening Day start vs. LAD (3/30).
- Played in 111 games total, missing time on the 15-day disabled list...was placed on the 15-day DL on 6/6 (retroactive to 6/4) with plantar fasciitis in his left foot and missed 44 games before returning on 7/28.
- After returning from the DL on 7/28, he batted .260 (51-196) with 12 doubles, five home runs and 27 RBI over his final 55 games.
- Tallied a career-best 10-game hit streak from 9/9-19, batting .324 (12-37).
- Led the Padres for the second-straight year with 51 RBI, with 50 of his 51 RBI coming while playing second base... collected 50+ RBI in each of his first two Major League seasons (63 in 2013, 56 at 2B), becoming just the fourth NL player since 1920 to have 50-or-more RBI in each of his first two Major League seasons (partial or full) while playing 2B.
- Had his second career multi-homer game vs. MIA (5/9) both off reigning National League Rookie of the Year award winner, Jose Fernandez, including his second-career grand slam and a career-high total six RBI on the day, the most RBI by a Padre in 2014.
- Hit a grand slam at STL (8/16) to give the Padres an 8-5 lead.
- Became the fastest player in team history to reach 100 RBI with his 100th on 8/16 at STL in his 199th career game.
- With all 10 of his home runs coming at 2B, ended the season with 33 career home runs at 2B, surpassing Mark Loretta (30 at 2B) to become the Padres all-time home run leader at 2B.
- Signed by the Padres (4/14) to a contract through the 2019 season with a club option for the 2020 season.

## 2013

- Finished 6th in National League Rookie of the Year voting.
- Made his Major League debut as the Opening Day second baseman and led the club in homers (23) and RBI (63).
- Became the 28th rookie in club history to start on Opening Day.
- Led all qualifying Major League rookies in home runs, extra-base hits (49), total bases (216), on-base percentage (.301), slugging (.444), and OPS (.745) while also ranking among rookie leaders in several other offensive categories, including RBI (2nd, 63), doubles (3rd, 26), runs scored (3rd, 62) and hits (5th, 121).
- Since it became an official stat in 1920, he was the first rookie second baseman to lead his team in RBI...the only other Padre to lead the team in RBI as a rookie was INF Nate Colbert with 66 in 1969.
- Became the third rookie second baseman in MLB history to hit 23-or-more home runs in a single season, joining Dan Uggla (27 for Florida in 2006) and Joe Gordon (24 for New York-AL in 1938).
- His 23 home runs were the most in franchise history by a second baseman and were the second-most all-time by a Padres rookie, behind only Nate Colbert's 24 in 1969.

- His 26 doubles were the eighth-most all-time by a Padres rookie and most since Yonder Alonso set the club's rookie-record with 39 doubles in 2012...the 26 doubles were the third-most by a Padres rookie second baseman in a season, behind Josh Barfield (32 in 2006) and Dave Campbell (28 in 1970).
- Posted a .992 fielding pct. at 2B (4 errors in 502 total chances), fourth-best in MLB and the best-ever among rookie second basemen...his four errors were the fewest among qualifying rookie second basemen in MLB history (min. 108 games).
- Notched his first career hit in his Major League debut with a double on Opening Day, 4/1 at NYM off Jonathon Niese.
- Recorded his first career home run at CHI (5/1) at Wrigley Field off Scott Feldman.
- Hit 13 of his 23 home runs at home, tied with Chase Headley (2012) for third-most all-time in a single-season at Petco Park behind Will Venable (15 in 2013) and Adrian Gonzalez (14 in 2008).
- Recorded team-leading 15 homers and 38 RBI over 62 second-half games.
- Batted .303 (30-99) with six doubles, six homers, 12 RBI and 20 runs over 26 games in May.
- Ranked among rookie leaders in May in runs (1st, 20), home runs (T1st, 6), hits (2nd, 30), batting (3rd, .303), RBI (3rd, 12) and OPS (2nd, .907).
- Missed 30 games due to a right groin strain - placed on the 15-day DL on 6/10 and reinstated on 7/12 after playing in two rehab games with Lake Elsinore (A) and one game with San Antonio (AA)...Padres went 12-18 (.400) in his absence.
- Hit eight home runs in August, tied for second-most in the National League and tied for most by a Padre (Will Venable)...his eight homers in August were the most ever hit in a single calendar month by a Padres rookie in team history.
- Over 27 games in September, hit seven home runs and 20 RBI, tied with Carmelo Martinez (20 in June of 1984) for the second-most RBI by a Padres rookie in a single calendar month behind Benito Santiago's 25 RBI in August of 1987...
- Hit 15 home runs in the second half leading all rookies, while his 38 RBI were tied for the most after the All-Star Break with Tampa Bay's A.L. Rookie of the Year Wil Myers.
- His 15 homers in the second half were the most ever by a Padres rookie after the All-Star Break while his 38 RBI ranked fourth-most by a Padres rookie after the break.
- Recorded his first career multi-homer game vs. CHI (8/23), collecting a career-high tying four RBI.
- Hit his first career grand slam on the final day of the season at SF (9/29).


## MINOR LEAGUE HIGHLIGHTS

- Spent the majority of the 2012 season with Tucson (AAA), combining to bat .311 with 30 home runs and 100 RBI in 126 games between Tucson and San Antonio (AA).
- Named *Topps* Triple-A All-Star to *Baseball America's* Triple-A All-Star team at third base.

- Began season with San Antonio and was transferred to Tucson (5/17)...from the time of his promotion through the end of the regular season, his 83 RBI led all players at the Triple-A level, while his 24 home runs ranked tied for second-most.
- His 30 homers total on the season ranked tied for sixth-most among all minor league players...despite playing in just 92 games with Tucson, his 24 home runs ranked tied for fourth-most in the Pacific Coast League while his 83 RBI ranked sixth and his .588 slugging percentage ranked third.
- Named the Padres No. 3 prospect (No. 71 overall) in the *Baseball America* after the season. Also recognized by the same publication as the "Best Hitter for Average" in the Padres organization.
- Named the No. 12 prospect in the Pacific Coast League in *Baseball America's* Best Tools Survey following the season.
- Split the 2011 season between Lake Elsinore (A) and San Antonio, combining to bat .333 with 47 doubles, two triples, 25 home runs, 114 RBI and 119 runs scored.
- Named a *Topps* Class A All-Star and to the California League Mid-Season All-Star team, leading the league in batting (.365).
- Tied for the intentional walk lead (4)...would have led in on-base percentage, but rule 10.22a was invoked placing him second...also ranked second in slugging.
- Recognized as California League Player of the Week for the May 16-22 period.
- Named the Padres No. 6 prospect (No. 98 overall) in the *Baseball America* after the season. Also recognized by the same publication as the "Best Hitter for Average" in the Padres organization.
- Recognized by *Baseball America* as a top prospect in the California (No. 2) and Texas League (No. 9) following the season.
- Played in the Arizona Fall League following the season, batting .437 (31-71) with a .500 OBP and .704 SLG for Peoria.
- Rated to the Arizona Fall League All-Star team and as the No. 10 prospect in the league by *Baseball America*.
- Split 2010 season between Eugene (SS) and Fort Wayne (A), combining to bat .302 (81-268) with 17 doubles, seven home runs, 41 RBI and 35 runs scored...posted a combined .372 OBP and .444 SLG.
- Named the No. 3 prospect in the Northwest League by *Baseball America* following the season.

## BACKGROUND / PERSONAL

- Graduated from University High School in Morgantown, W.Va., where he was a four-time All-Conference and three-time All-State honoree.
- Helped lead his school to a West Virginia Secondary School Activities Commission (WVSSAC) State Championship in 2004 and 2007.
- Also lettered in basketball in high school and was named first-team All-State.
- Played college baseball at West Virginia University where he was named to the Athletic Director's Academic Honor Roll and Big East Academic All-Star.
- Recipient of the 2010 Brooks Wallace Award given to the top Division 1 shortstop.
- Left West Virginia as the school's all-time leader in career batting (.404), doubles (73), extra base hits (113) and tied for first with 52 home runs.
- His older brother, Scott, played linebacker for the West Virginia University football team.
- He and his wife, Karley, have twin boys, Brody and Kadin (4/28/14), and a daughter, Brooklyn (5/31/17).
- Resides in Morgantown, West Virginia.



Bob Gibson attending the 2002 National Baseball Hall of Fame Induction ceremony celebrating Cardinals shortstop Ozzie Smith.



# RYAN HELSLEY

# 88

HEIGHT	WEIGHT	BATS/THROWS	BIRTH DATE	ML SERVICE
6-2	220	R/R	7/18/94	0.000

**FULL NAME:** Ryan Dalton Helsley  
**BORN:** Talequah, Oklahoma  
**OPENING DAY AGE:** 23 (Turns 24 on July 18)  
**BECAME CARDINAL:** Selected in the fifth round (161st overall) in the June, 2015 First-Year Player Draft  
**CONTRACT STATUS:** Signed through 2018

**PITCHER (NON-ROSTER)**



## COMPLETE RECORD

Year	Team	W-L	ERA	G	GS	CG	GF	SHO	SV	IP	H	R	ER	HR	HBP	BB	IBB	SO	WP	BK	BA
2015	Johnson City	1-1	2.01	11	9	0	0	0	0	40.1	33	13	9	1	0	19	0	35	3	0	.221
2016	Peoria	10-2	1.61	17	17	0	0	0	0	95.0	77	22	17	3	1	19	0	109	7	1	.216
2017	Palm Beach	8-2	2.69	17	16	1	0	+1	0	93.2	72	30	28	3	1	30	0	91	6	0	.213
	Springfield	3-1	2.67	6	6	0	0	0	0	33.2	25	12	10	4	1	15	0	41	3	0	.200
	Memphis	0-0	3.60	1	1	0	0	0	0	5.0	7	2	2	0	0	3	0	5	0	0	.350
<b>MINOR TOTALS</b>		<b>22-6</b>	<b>2.22</b>	<b>52</b>	<b>49</b>	<b>1</b>	<b>0</b>	<b>1</b>	<b>0</b>	<b>267.2</b>	<b>214</b>	<b>79</b>	<b>66</b>	<b>11</b>	<b>3</b>	<b>86</b>	<b>0</b>	<b>281</b>	<b>19</b>	<b>1</b>	<b>.217</b>

+ Tied for League Lead

### CAREER NOTES

- 2017 Florida State League Most Valuable Pitcher.
- 2016 Midwest League All-Star.
- Has posted a .786 career winning percentage (22-6) in the minor leagues striking out an average of 9.4 batters per nine innings pitched.

### 2017

- Combined to post an 11-3 record with a 2.72 ERA over 23 starts (24 app.) between Palm Beach (A), Springfield (AA) and Memphis (AAA).
- Named Florida State League Most Valuable Pitcher, making 16 starts (17 app.) for Palm Beach (A).
- Ranked among Cardinals minor league leaders in wins (11, 4th), ERA (2.72, 6th), innings pitched (132.1, 7th), strikeouts (137, 3rd), opponent BA (.215, 2nd) and games started (23, T6th).
- Threw a four-hit shutout over 7.0 innings with a season-high 11 strikeouts at Lakeland (5/25) in the second game of a doubleheader. Was one of eight pitchers in the Florida State League to record a shutout.

- Fired 6.0 no-hit innings of scoreless baseball while walking five batters at Corpus Christi (8/11).
- Held his opposition to four hits or less in 11-of-16 starts in the Florida State League.
- Won his final six decisions in the Florida State League (5/19-7/16).
- Made two starts in the Pacific Coast League playoffs and was 0-2 with a 6.30 ERA over 10.0 innings.
- Rated as the No. 10 prospect in the Cardinals organization by *Baseball America*. Also rated by the same publication as the No. 10 prospect in the Florida State League following the season.

### 2016

- Named a Midwest League All-Star, but did not pitch in the game.
- Awarded Midwest League Pitcher of the Week honors twice (4/18-24 & 8/29-9/4).
- Ranked T2nd in the Midwest League with 10 wins.
- Led all Cardinals minor league pitchers with 10 wins and ranked in the Top 10 in strikeouts (109, 9th), strikeout/walk ratio (5.74, 4th) and WHIP (1.01, 5th).

- Struck out a career-high 13 batters over 6.2 innings in his final start of the season vs. Beloit (9/2), marking his second double-digit strikeout game of the season (4/22 vs. Wisconsin, 6.0 IP, 1 H, 11 K).
- Posted scoreless streaks of 18.0 IP (6/7-18) and 15.2 IP (8/20-9/2) to end the season.
- Won six straight starts (5/26-6/25).

## 2015

- Rated as the No. 13 prospect in the Appalachian League by Baseball America.
- Had a 14.1-inning scoreless streak (7/7-8/1).

## BACKGROUND / PERSONAL

- Played college baseball at Northeastern State (OK) University.
- Struck out 95 batters over 63.2 innings including four double-digit strikeout games in just 12 starts his sophomore year.
- Named Mid-American Intercollegiate Athletic Association Freshman of the Year in 2014.
- Graduated from Sequoyah (OK) High School where he was an All-State performer in both baseball and basketball.
- Resides in Cookson, Oklahoma.

## AWARDS & HONORS

**Pacific Coast League Championship**  
2017: Memphis (AAA)

**Florida State League Most Valuable Pitcher**  
2017: Palm Beach (A)

**Florida State League Postseason All-Star**  
2017: Palm Beach (A)

**Midwest League Mid-Season All-Star**  
2016: Peoria (A)

**Midwest League Pitcher of the Week**  
2016: Peoria (A) - April 18-24  
2016: Peoria (A) Aug. 29-Sept. 4

**Baseball America Low Class-A All-Star**  
2016: Peoria (A)

**Baseball America Rookie All-Star**  
2015: Johnson City (R)



Special Instructor Bob Gibson with Hall of Fame Manager Tony La Russa and former Cardinals outfielder Brian Jordan in Spring Training.





# JORDAN HICKS

# 89

HEIGHT	WEIGHT	BATS/THROWS	BIRTH DATE	ML SERVICE
6-2	205	R/R	9/6/96	0.000

**FULL NAME:** Jordan McKinley Hicks  
**BORN:** Houston, Texas  
**OPENING DAY AGE:** 21 (Turns 22 on September 6)  
**BECAME CARDINAL:** Selected in the Supplemental third round (105th overall) of the June, 2015 First-Year Player Draft  
**CONTRACT STATUS:** Signed through 2018



**PITCHER (NON-ROSTER)**

## COMPLETE RECORD

Year	Team	W-L	ERA	G	GS	CG	GF	SHO	SV	IP	H	R	ER	HR	HBP	BB	IBB	SO	WP	BK	BA
2016	Johnson City	2-1	4.20	6	6	0	0	0	0	30.0	33	20	14	1	5	13	0	20	3	0	.292
	State College	4-1	1.76	6	6	0	0	0	0	30.2	25	8	6	0	2	16	0	22	4	0	.217
2017	Peoria	8-2	3.35	14	14	0	0	0	0	78.0	75	36	29	3	13	39	0	63	1	2	.260
	Palm Beach	0-1	1.00	8	5	0	3	0	1	27.0	21	3	3	0	2	6	0	32	1	0	.214
<b>MINOR TOTALS</b>		<b>14-5</b>	<b>2.82</b>	<b>34</b>	<b>31</b>	<b>0</b>	<b>3</b>	<b>0</b>	<b>1</b>	<b>165.2</b>	<b>154</b>	<b>67</b>	<b>52</b>	<b>4</b>	<b>22</b>	<b>74</b>	<b>0</b>	<b>137</b>	<b>9</b>	<b>2</b>	<b>.250</b>

### CAREER NOTES

- 2017 Midwest League Mid-Season All-Star.
- Has allowed just four home runs to 717 total batters faced over his professional career.
- Attended Major League Baseball's Rookie Career Development Program after the 2017 season.

### 2017

- Appeared in 22 games (19 starts) between Peoria (A) and Palm Beach (A). Last three appearances of the season all came in relief at Palm Beach (5.0 IP, 0 R, 8 K).
- Named to the Midwest League Mid-Season All-Star Team. Pitched two-thirds of an inning (7/2), tossing a career-high 8.0 scoreless innings of four-hit ball in a win.
- Led Peoria by inducing 13 double plays despite not making a start past July 2.
- Ranked 2nd in the Midwest League in hit batsmen (13).
- Did not allow a run in his last seven appearances of the season, including four starts, covering 22.0 innings.
- Did not surrender a home run in his last 51.2 innings pitched to finish the season.
- Recorded his first professional save vs. Bradenton (8/19).
- Member of the 2017 Palm Beach Florida State League co-Champions team (Championship Series canceled due to Hurricane Irma), but did not pitch in the playoffs.

### AWARDS & HONORS

**Cardinals Minor League Pitcher of the Month**  
 July 2017: Peoria (A) & Palm Beach (High-A)

**Florida State League co-Championship**  
 2017: Palm Beach (High-A)

**Arizona Fall League Rising Star**  
 2017: Surprise

**Midwest League Mid-Season All-Star**  
 2017: Peoria (A)

- Appeared in nine games for Surprise in the Arizona Fall League striking out 16 in 15.2 IP.
- Rated as the No. 6 prospect in the Cardinals organization by *Baseball America* following the season.

### 2016

- Ranked 4th among Cardinals minor league pitchers with a 2.97 ERA and 8th in "Toughest to HR Off" 265.0 total batters faced/HR.
- Threw 5.2 innings allowing two runs in New York-Penn League playoff semifinal start in a no-decision.

### BACKGROUND / PERSONAL

- Graduated from Cypress Creek (Texas) High School.
- Signed his letter of intent to play at Tulane University.
- Resides in Houston, Texas.



# DAKOTA HUDSON

# 91

HEIGHT	WEIGHT	BATS/THROWS	BIRTH DATE	ML SERVICE
6-5	215	R/R	9/15/94	0.000

**FULL NAME:** Dakota Ryan Hudson

**BORN:** Dunlap, Tennessee

**OPENING DAY AGE:** 23 (Turns 24 on September 15)

**BECAME CARDINAL:** Selected in the Supplemental first round (34th overall) of the June, 2016 First-Year Player Draft

**CONTRACT STATUS:** Signed through 2018

**PITCHER (NON-ROSTER)**



## COMPLETE RECORD

Year Team	W-L	ERA	G	GS	CG	GF	SHO	SV	IP	H	R	ER	HR	HBP	BB	IBB	SO	WP	BK	BA
2016 GCL Cardinals	1-0	0.00	4	1	0	0	0	0	4.0	4	1	0	0	1	0	0	9	3	0	.235
Palm Beach	1-1	0.96	8	0	0	5	0	3	9.1	6	3	1	0	0	7	0	10	1	0	.188
2017 Springfield	9-4	*2.53	18	18	1	0	0	0	114.0	111	38	32	5	8	34	1	77	10	0	.255
Memphis	1-1	4.42	7	7	0	0	0	0	38.2	36	20	19	2	0	15	0	19	4	0	.252
<b>MINOR TOTALS</b>	<b>12-6</b>	<b>2.82</b>	<b>37</b>	<b>26</b>	<b>1</b>	<b>5</b>	<b>0</b>	<b>3</b>	<b>166.0</b>	<b>157</b>	<b>62</b>	<b>52</b>	<b>7</b>	<b>9</b>	<b>56</b>	<b>1</b>	<b>115</b>	<b>18</b>	<b>0</b>	<b>.250</b>

\* Led League

### CAREER NOTES

- 2017 Texas League Pitcher of the Year.
- Rated as having the "Best Slider" in the Cardinals organization in 2016-17 by Baseball America.
- Has held right-handed batters to a .208 BA (70-336) and only 14 extra base hits.

### 2017

- Was 10-5 with a 3.01 ERA over 25 starts between Springfield (AA) and Memphis (AAA).
- Led the Texas League in ERA (2.53) and winning percentage (.692, 9-4).
- Named 2017 Texas League Pitcher of the Year.
- Selected to the Texas League All-Star Game and started for the North Squad throwing a scoreless 1st inning.
- Named a Texas League Post-Season All-Star.
- Ranked among Cardinals minor league leaders in wins (10, T5th), innings pitched (152.2, 2nd) and games started (25, T4th).
- Made two starts in the Pacific Coast League playoffs and was 2-0 with a 2.25 ERA over 12.0 innings with 10 strikeouts. Led all Triple-A postseason pitchers in wins.

### 2016

- Nailed down a save in each of his last three appearances of the season (8/26-9/2) at Palm Beach (A).

### AWARDS & HONORS

**Pacific Coast League Championship**  
2017: Memphis (AAA)

**Texas League Pitcher of the Year**  
2017: Springfield (AA)

**Texas League Post-Season All-Star**  
2017: Springfield (AA)

**Texas League Mid-Season All-Star**  
2017: Springfield (AA)

- Allowed just 10 singles and no extra base hits to 58 total batters faced in his first professional season.
- Rated as the No. 9 prospect in the Cardinals organization and also as having the "Best Slider" by Baseball America.

### BACKGROUND / PERSONAL

- Played college baseball at Mississippi State University.
- Posted school-record streaks of 34.2 innings and 27.0 innings without an earned run during his junior (2016) season with the Bulldogs.
- He and his wife, Ashlen, reside in Dunlap, Tennessee.



# CARSON KELLY

# 19

HEIGHT	WEIGHT	BATS/THROWS	BIRTH DATE	ML SERVICE
6-1	220	R/R	7/14/94	0.102

**FULL NAME:** Carson Franklin Kelly  
**BORN:** Chicago, Illinois  
**OPENING DAY AGE:** 23 (Turns 24 on July 14)  
**BECAME CARDINAL:** Selected in the second round (86th overall) of the June, 2012 First-Year Player Draft  
**CONTRACT STATUS:** Signed through 2018  
**MLB DEBUT:** September 5, 2016 at Pittsburgh

**CATCHER**

## COMPLETE RECORD

Year	Team	AVG	G	AB	R	H	2B	3B	HR	RBI	SH	SF	HBP	BB	IBB	SO	SB	CS	GDP	SLG	OBP	E
2013	Peoria	.219	43	146	18	32	6	0	2	13	5	2	2	13	0	25	0	0	3	.301	.288	6
	State College	.277	70	271	35	75	16	1	4	32	2	0	6	20	1	31	1	0	*15	.387	.340	9
2014	Peoria	.248	98	363	41	90	17	4	6	49	4	4	7	37	1	54	1	0	14	.366	.326	9
2015	Palm Beach	.219	108	389	30	85	18	1	8	51	0	5	3	22	0	64	0	0	17	.332	.263	3
2016	Springfield	.287	64	216	29	62	7	0	6	18	2	1	3	14	0	46	0	1	5	.403	.338	3
	Memphis	.292	32	113	14	33	10	0	0	14	1	1	0	11	0	17	0	0	6	.381	.352	0
	ST. LOUIS	.154	10	13	1	2	1	0	0	1	0	0	1	0	0	2	0	0	0	.231	.214	0
2017	Memphis	.283	68	244	37	69	13	0	10	41	0	0	3	33	0	40	0	2	11	.459	.375	4
	ST. LOUIS	.174	34	69	5	12	3	0	0	6	0	0	1	5	0	11	0	0	3	.217	.240	1
<b>MINOR TOTALS</b>		<b>.253</b>	<b>539</b>	<b>1955</b>	<b>228</b>	<b>494</b>	<b>97</b>	<b>6</b>	<b>45</b>	<b>243</b>	<b>15</b>	<b>13</b>	<b>25</b>	<b>160</b>	<b>2</b>	<b>310</b>	<b>2</b>	<b>3</b>	<b>76</b>	<b>.377</b>	<b>.315</b>	<b>46</b>
<b>MAJOR TOTALS</b>		<b>.171</b>	<b>44</b>	<b>82</b>	<b>6</b>	<b>14</b>	<b>4</b>	<b>0</b>	<b>0</b>	<b>7</b>	<b>0</b>	<b>0</b>	<b>2</b>	<b>5</b>	<b>0</b>	<b>13</b>	<b>0</b>	<b>0</b>	<b>3</b>	<b>.220</b>	<b>.236</b>	<b>1</b>

\*Led League

**Note:** Major League Uniform Numbers Worn: 71 (2016), 30 (2017)

## REGULAR SEASON FIELDING RECORD

Position	PCT	G	PO	A	E	TC	DP	PB	CS	ATT	PCT	P-OFF
Catcher	.995	41	180	10	1	191	0	0	2	8	25.0	0

### 2017 SEASON HIGHS

**Most Hits:** 2, 8/29 at Milwaukee.  
**Most Runs:** 2, 8/29 at Milwaukee.  
**Most 2Bs:** 1, three times. Last: 9/20 at Cincinnati.  
**Most RBIs:** 2, 7/21 at Chicago Cubs.  
**Most BBs:** 1, five times. Last: 9/26 vs. Chicago Cubs.  
**Longest Hitting Streak:** 3 games, 9/29-10/1.

### CAREER HIGHS

**Most Hits:** 2, 8/29/17 at Milwaukee.  
**Most Runs:** 2, 8/29/17 at Milwaukee.  
**Most 2Bs:** 1, four times. Last: 9/20/17 at Cincinnati.  
**Most RBIs:** 2, 7/21/17 at Chicago Cubs.  
**Most BBs:** 1, five times. Last: 9/26/17 vs. Chicago Cubs.  
**Longest Hitting Streak:** 3 games, 9/29/17-present



## CAREER NOTES

- Originally drafted as a third baseman and was converted to catcher at the start of the 2014 season.
- Was the youngest Cardinals catcher to make his MLB debut (22 years, 53 days) since Yadier Molina (21 years, 326 days) in 2004.
- 2016 Cardinals Minor League Player of the Year.
- Selected to the 2016 Major League Baseball All-Star Futures Game in San Diego and played for Team USA.
- Was the recipient of the Rawlings Gold Glove award for the best defensive catcher in all of Minor League Baseball in 2015.
- Selected to three minor league All-Star Teams (2017 Pacific Coast League, 2016 Texas League & 2014 Midwest League).
- Has thrown out 25.0% (2 CS-8 SB ATT) of attempted base stealers in the Major Leagues and 32.4% (107 CS-330 SB ATT) of attempted base stealers over his minor league career.

## 2017

- Was recalled from Memphis (AAA) on 7/21 and started at CHI that day hitting a 2-run double.
- Had season-highs with two hits and two runs at MIL (8/29).
- Started the last six games of the season.
- Finished the season with a career-best three game hit streak vs. MIL.
- Started 14 games in 2017 and has made only one error in 191 career total chances.
- Batted .283 with 10 HR, 41 RBI in 83 games at Memphis (AAA). Threw out 12-of-45 (26.7%) attempted base stealers.
- Posted a multi-home run game vs. Colorado Springs (4/11).
- Hit a walk-off RBI single vs. Round Rock (7/14) on his 23rd birthday.
- Named Cardinals Minor League Player of the Month for May batting .381 (32-84) with 3 HR, 15 RBI and a 1.018 OPS in 22 games.
- Selected to the Pacific Coast League All-Star Team as the starting catcher.
- Rated as the No. 3 prospect and the "Best Defensive Catcher" in the Cardinals organization by Baseball America in their "Best Tools" survey.

## 2016

- Named Cardinals Minor League Player of the Year.
- Began the season at Double-A Springfield, advanced to Memphis (AAA) on 7/11 before a call-up to the Majors on 9/4.
- Made his Major League debut on 9/5 at PIT when he entered the game in the 7th at catcher before collecting a double in his first Major League at-bat (off Antonio Bastardo) and scored his first run in the following at-bat on a double by Randal Grichuk.

## AWARDS & HONORS

**Pacific Coast League Mid-Season All-Star**  
2017: Memphis (AAA)

**Cardinals Minor League Player of the Month**  
2017: Memphis (AAA) May

**Cardinals Minor League Player of the Year**  
2016: Memphis (AAA) & Springfield (AA)

**Arizona Fall League All-Prospects Team**  
2016: Glendale

**Arizona Fall League Rising Stars**  
2016: Glendale

**MLB All-Star Futures Game - USA**  
2016: Memphis (AAA)

**Texas League Mid-Season All-Star**  
2016: Springfield (AA)

**Rawlings Minor League Baseball Gold Glove**  
2015: Palm Beach (A) Catcher

**Midwest League Mid-Season All-Star**  
2014: Peoria (A)

**MiLB.com Organizational All-Star**  
2014: St. Louis Cardinals

**PanAmerican Games Gold Medalist**  
2011: Team USA 18-Under

**Gatorade High School Player of the Year**  
2012 Oregon: Westview High School  
2011 Oregon: Westview High School

## CAREER MILESTONES

**Major League Debut**  
September 5, 2016 at Pittsburgh

**First Major League Hit**  
September 5, 2016 at Pittsburgh  
(8th inning, double, off Antonio Bastardo)

- Became the youngest Cardinals catcher to make his Major League debut at 22-years, 53-days, since Yadier Molina (21 years, 326 days) in 2004.
- Picked up his first Major League RBI vs. MIL (9/8) on a groundout in the 9th.
- Appeared in 10 September games, making two starts. Caught a total of 36.0 innings, committing no errors in 32 chances with no passed balls.



- Played 64 games while at Springfield, 60 behind the plate with 58 starts; had a 33% caught stealing rate (21/63).
- Upon his promotion to Triple-A collected hits in nine of his first 10 games and 15 of his first 18 games (22-65, .338).
- Hit .370 with runners in scoring position (10-27) with 14 RBI and .400 (4-10) RISP w/ 2 outs.
- Caught the final four innings of MLB's Futures Game during All-Star week for Team USA; went 0-2 at the plate.
- Named to the Texas League All-Star North Division team, but did not play due to his selection to the MLB All-Star Futures Game for Team USA.
- Ranked as the organization's No. 4 prospect by Baseball America.

**2015**

- Won the Rawlings Gold Glove award for the best defensive catcher in all of Minor League Baseball in 2015.
- Led all Florida State League catchers with a .996 fielding percentage. Also ranked first among catchers in games (108), total chances (821) and putouts (751).
- Threw out 36.0% of attempted base stealers (31 CS/86 SB ATT), ranking 4th in the FSL and helped Palm Beach to the highest caught stealing percentage among FSL teams at 42.0%.
- Ranked second on the team in HR (8) and RBI (51).
- Started two games at catcher in the Florida State League playoffs and was 2-for-8 with a walk.
- Rated as the "Best Defensive Catcher" and No. 10 prospect in the Cardinals organization by Baseball America.

**2014**

- Former infielder was converted to catcher at the beginning of the season and received a Spring Training invite as a 19-year old.
- Played the entire season at Peoria (A), starting 79 games at catcher.
- Was selected to the Midwest League All-Star Game and went 0-for-2 entering the game as a pinch-hitter in the 6th inning and caught the remainder of the game in a 7-0 victory for the MWL West All-Stars.
- Ranked 2nd on the Peoria squad with 37 walks and 3rd in HR (6), RBI (49), doubles (17), triples (4) and hits (90).
- Posted career highs with five RBI and three doubles in a game at Quad Cities (6/21).
- Threw out 33.0% of attempted base stealers (37 CS/112 SB ATT) and tied for the league lead in catcher DP's (10).

**2013**

- Played 113 games in his first full season, beginning with 43 games at Peoria (A) and finishing with 70 at State College (SS-A).
- Ranked 2nd on the State College squad playing in 70-of-75 games and starting 65 at third base.
- Was 2nd toughest to strikeout in the New York-Penn League with one strikeout per 9.55 plate appearances.

- Led New York-Penn League third basemen in fielding percentage at .942, committing nine errors in 156 total chances.
- Had a career-high four-hit game vs. Williamsport (8/22).
- Rattled off an 11-game home hitting streak from 8/8-28, batting .422 (19-45) during the stretch.
- Ranked 4th in the New York-Penn League in total at-bats with 271.
- Had a hot July batting .317 (32-101) with 14 RBI.
- Rated as the No. 10 prospect in the Cardinals organization by Baseball America.

**2012**

- Played in 56 games for Johnson City, starting 48 at third base.
- Played first professional game at the age of 17, hitting his first home run vs. Elizabethton (7/7) off Angel Mata.
- Had 11 multiple-hit games topping out with a three-hit game vs. Burlington (6/30).
- Hit nine home runs to rank 2nd on the squad and T6th in the Appalachian League.
- Rated as the 9th-best prospect in the Cardinals organization by Baseball America.

**BACKGROUND / PERSONAL**

- Played high school baseball at Westview High School and led team to first ever Oregon High School State Championship. Also carried a 3.81 weighted GPA academically.
- Gatorade High School Player of the Year in 2011 & 2012 for the state of Oregon.
- As a senior, batted .398 with 5 HR, 26 RBI, .514 on-base percentage and .747 slugging percentage, while going 6-3 with a 1.09 ERA and 80 strikeouts in 58 innings pitched. As a junior, batted .473 with 14 HR and 51 RBI while pitching to a 9-1 record and 1.64 ERA with 71 strikeouts in 64 innings pitched.
- Member of Team USA in 2011 which won the Pan American games, highlighted by Kelly earning the win on the mound and going 3-for-3 at the plate against Canada in the gold medal game.
- Originally signed with the University of Oregon to play baseball.
- Became the highest drafted Oregon native since Steve Bechler by the Baltimore Orioles in 1998.
- Has a brother, Parker, who was drafted by the Cardinals in the 34th round of the 2015 draft, but elected to play college baseball at the University of Oregon.
- Chose uniform No. 19 dating back to high school when it was the only varsity number available or he would have to wear a junior varsity uniform.
- Pursuing Economics degree from Oregon State University.
- Resides in St. Louis, Missouri.



# ANDREW KNIZNER

# 93

(KIZZ-ner)

HEIGHT	WEIGHT	BATS/THROWS	BIRTH DATE	ML SERVICE
6-1	220	R/R	2/3/95	0.000

**FULL NAME:** Andrew Robert Knizner

**BORN:** Glen Allen, Virginia

**OPENING DAY AGE:** 23

**BECAME CARDINAL:** Selected in the seventh round (226th overall) of the June, 2016 First-Year Player Draft

**CONTRACT STATUS:** Signed through 2018

**CATCHER (NON-ROSTER)**



## COMPLETE RECORD

Year	Team	AVG	G	AB	R	H	2B	3B	HR	RBI	SH	SF	HBP	BB	IBB	SO	SB	CS	GDP	SLG	OBP	E
2016	Johnson City	.319	53	185	35	59	12	1	6	42	0	2	14	21	0	21	0	0	8	.492	.423	2
2017	Peoria	.279	44	179	18	50	10	1	8	29	0	0	3	9	1	22	1	1	6	.480	.325	0
	Springfield	.324	51	182	27	59	13	0	4	22	0	4	2	14	0	27	0	1	7	.462	.371	3
<b>MINOR TOTALS</b>		<b>.308</b>	<b>148</b>	<b>546</b>	<b>80</b>	<b>168</b>	<b>35</b>	<b>2</b>	<b>18</b>	<b>93</b>	<b>0</b>	<b>6</b>	<b>19</b>	<b>44</b>	<b>1</b>	<b>70</b>	<b>1</b>	<b>2</b>	<b>21</b>	<b>.478</b>	<b>.376</b>	<b>5</b>

### CAREER NOTES

- High school infielder began his college baseball career at third base but was converted to catcher his sophomore season.
- Played for Surprise in the 2017 Arizona Fall League and was selected to play in the AFL Rising Stars Game.
- 2017 Midwest League Mid-Season All-Star.
- 2016 Appalachian League Postseason All-Star.
- Has thrown out 45.5% (35 CS/77 SB ATT) of attempted base stealers over two years of professional baseball with only three errors at the catcher position.
- Has a career .308 batting average over 148 minor league game moving from Johnson City (R) to Springfield (AA) in one year's time.

### 2017

- Began the 2017 season as a non-roster invitee to Major League Spring Training a year after being drafted in the 7th round of the 2016 First-Year Player Draft out of North Carolina State.
- Played in 95 total games during the 2017 season between Peoria (A) and Springfield (AA), batting .302 with 12 home runs and 51 RBI.

- Ranked among Cardinals minor league leaders in batting (.302, 7th), slugging (.471, 6th), and doubles (23, T-8th).
- Hit safely in 67-of-95 games during the season.
- Named a Midwest League Mid-Season All-Star.
- Posted the 8th-longest hitting streak in the Midwest League at 15 games (4/28-5/19) batting .323 (20-62) and the 10th-longest hitting streak in the Texas League at 13 games (7/5-25) batting .469 (23-49). Reached base safely in 23 straight games for Springfield (7/5-8/8), T-10th longest streak in the league.
- Threw out 45.1% (23 CS/51 SB ATT) of attempted basestealers on the season, made only three errors.
- Played 17 games for Surprise in the Arizona Fall League and ranked 5th in the league in batting (.358), tied for 9th in home runs (3) and 8th in on-base percentage (.403) and slugging (.537).
- Missed hitting for the cycle by a home run on Opening Day at Burlington (4/7) tying his career-high with four hits (4-for-5) with a double and a triple.
- Was selected to play in the AFL Rising Stars game and caught three innings in reserve.
- Named Arizona Fall League Player of the Week (10/24) with performances which included a four-hit game and a two-homer game (10/21).

**2016**

- Played in 53 games starting 21 at catcher and 19 at first base in his first professional season at Johnson City (R).
- Committed two errors all season, both at first base.
- Named to the Appalachian League Postseason All-Star Team.
- Ranked among Appalachian League leaders in batting (.319, 7th), RBI (42, 4th), on-base percentage (.423, 5th), slugging (.492, 6th), OPS (.915, 4th) and toughest to strike out (10.57 TPA/K, 4th).
- Ranked among Cardinals minor league leaders in batting (.319, 7th), slugging (.492, 4th), on-base percentage (.423, 3rd) and OPS (.915, 3rd).
- Reached base safely in 14 straight road games (7/7-8/14) posting a .406 on-base percentage during the stretch.
- Hit his first professional home run in his second career game, a solo home run off Howie Brey at Greeneville (6/24).
- Posted his first multi-home run game at Bluefield (8/27) as part of a then career-best 4-for-4 with three runs scored.
- Knocked in a career-high 5 RBI at Elizabethton (8/16) to round out a 3-for-6 day with a home run in a 17-7 J.C. Cardinals win.
- Scored a single-season high three runs on four different occasions.
- Batted .311 (23-74) with runners in scoring position and .339 (37-109) with runners on base.
- Threw out 46.2% (12 CS/26 SB ATT) of attempted base stealers while catching.

**BACKGROUND / PERSONAL**

- Played college baseball at North Carolina State University where he was a third baseman and catcher during his career.
- Ended his three-year career with the Wolfpack batting .312 with 15 HR and 119 RBI over 169 games. Batted .316 (6-19) with six RBI in the 2016 Raleigh NCAA Regional falling to eventual NCAA Champion Coastal Carolina.

**AWARDS & HONORS**

**Midwest League Mid-Season All-Star**  
2017: Peoria (A)

**Arizona Fall League Rising Star**  
2017: Surprise

**Appalachian League Post-Season All-Star**  
2016: Johnson City (R)

**MiLB.com Organizational All-Star**  
2016: St. Louis Cardinals

**Class AAA Virginia High School State Baseball Championship**  
2013: Hanover High School

- Was a Louisville Slugger freshman All-American playing third base and moved to catcher, where he was second team All-Atlantic Coast Conference and preseason third team All-American as a junior.
- Was a CoSIDA Second Team Academic All-American.
- Played High School Baseball at Hanover (VA) High School and helped his team to the 2013 Virginia AAA State Championship as an All-State Shortstop.
- Played football as a quarterback and punter.
- His uncle, Matt, was a quarterback at Penn State and was on the 1986 National Championship Nittany Lion squad.
- Played for the Wareham Gateman in the Cape Cod League over the 2014-2015 seasons.
- Resides in Richmond, Virginia.



Bob Gibson pitches against the Cincinnati Reds at Busch Memorial Stadium.



# DOMINIC LEONE

# 55

(lee-OHN)

HEIGHT	WEIGHT	BATS/THROWS	BIRTH DATE	ML SERVICE
5-11	195	R/R	10/26/91	2.119

**FULL NAME:** Dominic Joseph Leone

**BORN:** Norwich, Connecticut

**OPENING DAY AGE:** 26

**BECAME CARDINAL:** Acquired from the Toronto Blue Jays along with RHP Connor Greene in exchange for OF Randal Grichuk, January 19, 2018

**CONTRACT STATUS:** Signed through 2018

**MLB DEBUT:** April 6, 2014 at Oakland

**PITCHER**



## COMPLETE RECORD

Year Team	W-L	ERA	G	GS	CG	GF	SHO	SV	IP	H	R	ER	HR	HBP	BB	IBB	SO	WP	BK	BA
2012 Everett	3-0	1.36	19	0	0	14	0	5	33.0	20	6	5	0	1	19	1	39	1	0	.177
2013 Clinton	0-0	0.00	3	0	0	0	0	0	6.1	6	1	0	0	0	4	0	10	2	0	.250
High Desert	0-1	2.50	29	0	0	21	0	12	39.2	31	11	11	2	1	9	0	37	2	1	.220
Jackson	1-2	2.50	16	0	0	13	0	4	18.0	12	6	5	2	0	5	1	17	2	2	.182
2014 Seattle	8-2	2.17	57	0	0	3	0	0	66.1	52	18	16	4	3	24	3	70	4	0	.217
2015 Tacoma	1-1	7.71	8	0	0	6	0	1	9.1	10	8	8	1	0	5	0	8	0	0	.270
Seattle	0-4	6.35	10	0	0	5	0	0	11.1	11	9	8	1	0	9	2	7	2	0	.244
Arizona	0-1	14.73	3	0	0	1	0	0	3.2	8	6	6	1	1	0	0	2	0	0	.444
Mobile	1-2	3.90	19	0	0	1	0	0	27.2	22	12	12	1	1	12	1	28	3	0	.218
2016 Reno	5-2	3.34	33	0	0	4	0	1	35.0	25	14	13	4	1	11	3	36	6	0	.202
Arizona	0-1	6.33	25	0	0	8	0	0	27.0	45	21	19	7	1	12	1	23	4	0	.391
2017 Buffalo	0-0	4.50	4	0	0	2	0	0	4.0	4	2	2	0	0	1	0	4	0	0	.267
Toronto	3-0	2.56	65	0	0	6	0	1	70.1	51	22	20	6	0	23	3	81	8	0	.202
<b>MINOR TOTALS</b>	<b>11-8</b>	<b>2.91</b>	<b>131</b>	<b>0</b>	<b>0</b>	<b>61</b>	<b>0</b>	<b>23</b>	<b>173.0</b>	<b>130</b>	<b>60</b>	<b>56</b>	<b>10</b>	<b>4</b>	<b>66</b>	<b>6</b>	<b>179</b>	<b>16</b>	<b>3</b>	<b>.209</b>
<b>MAJOR TOTALS</b>	<b>11-8</b>	<b>3.48</b>	<b>160</b>	<b>0</b>	<b>0</b>	<b>23</b>	<b>0</b>	<b>1</b>	<b>178.2</b>	<b>167</b>	<b>76</b>	<b>69</b>	<b>19</b>	<b>5</b>	<b>69</b>	<b>9</b>	<b>183</b>	<b>18</b>	<b>0</b>	<b>.249</b>

**Note:** Major League Uniform Numbers Worn: 52 (2014-15), 54 (2015-17), 51 (2017).

## REGULAR SEASON FIELDING RECORD

Position	PCT	G	PO	A	E	TC	DP
Pitcher	.947	160	6	12	1	19	1

## REGULAR SEASON BATTING RECORD

Year Team	AVG	G	AB	R	H	2B	3B	HR	RBI	SH	SF	HBP	BB	IBB	SO	SB	CS	GDP	SLG	OBP	E
<b>MAJOR TOTALS</b>	<b>.000</b>	<b>35</b>	<b>0</b>	<b>0</b>	<b>0</b>	<b>0</b>	<b>0</b>	<b>0</b>	<b>0</b>	<b>0</b>	<b>0</b>	<b>0</b>	<b>0</b>	<b>0</b>	<b>0</b>	<b>0</b>	<b>0</b>	<b>0</b>	<b>.000</b>	<b>.000</b>	<b>1</b>





## CAREER TRANSACTIONS

- Selected by the Seattle Mariners in the 16th round (491st overall) of the June 2012 First-Year Player Draft.
- Acquired by the Arizona Diamondbacks along with OF Gabriel Guerrero, INF Jack Reinheimer and C Wellington Castillo in exchange for LHP Vidal Nuno and OF Mark Trumbo, June 3, 2015.
- Claimed off waivers by the Toronto Blue Jays, November 18, 2016.
- Acquired by the St. Louis Cardinals from the Toronto Blue Jays along with RHP Conner Greene in exchange for OF Randal Grichuk, January 19, 2018.

## 2017 SEASON

**Most IP:** 3.0, 6/16 vs. Chicago White Sox.  
**Most Strikeouts:** 4, three times. Last: 7/20 at Boston.  
**Most Walks:** 3, 6/19 at Texas.  
**Most Runs Allowed:** 3, 4/28 vs. Tampa Bay.  
**Most Hits Allowed:** 4, twice. Last: 8/22 at Tampa Bay.  
**Most HRs Allowed:** 2, 4/28 vs. Tampa Bay.  
**Longest Winning Streak:** 3 games, 5/13-8/17.  
**Longest Scoreless Streak:** 13.1 IP, 6/25-7/26.

## CAREER HIGHS

**Most IP:** 3.0, 6/16/17 vs. Chicago White Sox.  
**Most Strikeouts:** 5, 5/14/14 vs. Tampa Bay.  
**Most Walks:** 3, three times. Last: 6/19/17 at Texas.  
**Most Runs Allowed:** 4, 6/19/14 at San Diego.  
**Most Hits Allowed:** 4, seven times. Last: 8/22/17 at Tampa Bay.  
**Most HRs Allowed:** 2, twice. Last: 4/28/17 vs. Tampa Bay.  
**Longest Winning Streak:** 6 games, 7/19-9/27/14.  
**Longest Losing Streak:** 5 games, 4/13-6/4/15.  
**Longest Scoreless Streak:** 13.2 IP, 8/18-9/21/14.  
**Last Relief Appearance:** 9/13 vs. Chicago Cubs.

## CAREER NOTES

- Has been involved in multi-player trades twice in his career, once in a six-player trade between the Mariners and Diamondbacks on June 3, 2015 and a three-player trade between the Cardinals and Blue Jays on January 19, 2018.
- Led the 2013 Arizona Fall League with six saves.
- Recorded eight wins in relief during his rookie season with Seattle in 2014, which are tied for the most by an MLB rookie relief pitcher since 2009 when Alfredo Aceves had 10 (10-1) with the New York Yankees.

## 2017

- Posted Major League career highs with 65 appearances, 70.1 innings pitched and 81 strikeouts.
- Was one of four Blue Jays pitchers to appear in 65 or more games (Tepera 73, Loup 70, Osuna 66).
- Ranked 12th in ERA (2.56) 9th in innings pitched (70.1) among American League relievers.
- Ranked T3rd among American League relievers in Inherited Runners with a career-high 54 and T13th in Inherited Runners Scored percentage (22.2%).
- Held opposing batters to a .202 BA, 2nd-lowest among Blue Jays relievers behind Roberto Osuna (.197).
- His 81 strikeouts in relief ranked T17th among American League relief pitchers. Averaged 10.36 strikeouts/9 IP, 2nd on the club behind Roberto Osuna (11.67).
- Stranded 42 of 54 (78%) inherited runners, ranking 4th in the A.L. (min. 50 inherited runners).
- Pitched on consecutive days 13 times during the season.
- Struck out a season-high four batters three times (6/13 vs. TB, 6/16 vs. CWS & 7/20 at BOS).
- Tossed a career-high 3.0 IP vs. CWS (6/16) pitching the 2nd through 4th innings.
- Posted a solid reverse split holding left-handed batters to a .183 BA (15-82) and right-handers at .211 (36-171).
- Recorded his first Major League save vs. BAL (9/11) tossing a scoreless inning with two strikeouts.
- Made four relief appearances with Buffalo (AAA).

## CAREER MILESTONES

**Major League Debut**  
 April 6, 2014 at Oakland

**First Major League Win**  
 May 22, 2014 vs. Houston

**First Major League Save**  
 September 11, 2017 vs. Baltimore

**First Career Strikeout**  
 April 6, 2014 at Oakland  
 (7th inning, Coco Crisp, looking)

## 2016

- Made 58 appearances between Arizona and Reno (AAA), with 25 coming with the Major League club.
- Ranked 2nd on the Reno squad with 10 Holds.
- Claimed off waivers by Arizona in November of 2016.

## 2015

- Made 40 appearances for four different clubs with two stints in the Major Leagues with Seattle and Arizona.
- Was traded on June 3 from the Mariners to the Diamondbacks. Also made appearances with Tacoma (AAA) and Mobile (AA).
- Took four losses over the period of five appearances from 4/30-6/4, including three straight appearances.
- Inherited six runners on the season and none scored.
- Was placed on the 7-day disabled list on 8/14 through the end of the season with right shoulder tendonitis while pitching for Mobile.



**2014**

- Purchased from Tacoma (AAA) on 4/4 and made his Major League debut on 4/6 at OAK. Reported to Tacoma (AAA) out of Spring Training, but did not make an appearance
- Led all American League rookie relief pitchers and ranked T2nd among American League relief pitchers with eight wins.
- The eight wins by a Mariners rookie ranked 3rd behind Bill Risley (1994) and Ed Vande Berg (1982) who each had nine.
- Earned wins in his last six decisions and posted five wins from 7/19-8/24, tied for the most in MLB over that period and the most by a non-starting pitcher. Was the only pitcher with five wins without a loss during that period.
- His six straight wins tied for the 6th-longest winning streak in the American League trailing the five league leaders, all starting pitchers, by one.
- Ranked among American League rookie relief pitchers in strikeouts (70, 2nd), ERA (2.17, 3rd), opponent BA (.217, 3rd), innings pitched (66.1, 4th), appearances (57, T4th) and Holds (7, T7th).
- Held opponents to an 0.81 ERA at Safeco Field in 25 appearances covering 33.1 innings.
- His 57 relief appearances as a rookie ranked 7th-most in Mariners history.
- Struck out a career-high five batters over 2.1 innings vs. TB (5/14).
- Earned his first Major League win vs. HOU (5/22) firing 1.2 scoreless innings.

**2013**

- Ranked 2nd among all Mariners minor leaguers with 16 saves. Did not allow a run in his 17 save opportunities.
- Led High Desert with 12 saves (in 12 opportunities) and 21 games finished despite making only 29 appearances from 4/16-7/11.
- Allowed runs in only 2 of 22 appearances to close out his stint at High Desert.
- Surrendered only two home runs, both in the same game, in his 29 appearances in High Desert.
- Pitched in 11 games for Peoria in the Arizona Fall League posting a 3.00 ERA and 15 strikeouts while leading the league with six saves.

MLB SINGLE-SEASON WINS BY A ROOKIE RELIEF PITCHER SINCE 2010		
NAME	WINS	YEAR
Michael Feliz, HOU	8	2016
Mychal Givens, BAL	8	2016
<b>DOMINIC LEONE, SEA</b>	<b>8</b>	<b>2014</b>
Nate Jones, CWS	8	2012
John Axford, MIL	8	2010

**2012**

- Ranked 4th among Northwest League relief pitchers in opponent batting average (.177).
- Tied for the Everett team lead in appearances (19) and saves (5).
- Made one relief appearance in the Northwest League playoffs and allowed one unearned run in 1.2 innings taking a loss.

**BACKGROUND / PERSONAL**

- Graduated from Norwich Free Academy (Conn.) where he played high school baseball and was an All-State selection his junior and senior seasons.
- Was rated as the No. 1 prospect in Connecticut during his senior season by Perfect Game.
- Played college baseball at Clemson University.
- Posted a 16-8 record with a 4.63 ERA over 208.0 career innings in college and as a freshman helped lead Clemson to the 2010 College World Series (the first College World Series at the new TD Ameritrade Field) in which he made two appearances covering 3.0 innings including a start against arch-rival and eventual National Champion, South Carolina.
- Played for Chatham in the 2011 Cape Cod League.
- Taught himself how to throw a cut fastball by watching YouTube videos of Mariano Rivera.
- Resides in Mount Pleasant, South Carolina.

LEONE



# JOSH LUCAS

# 77

HEIGHT	WEIGHT	BATS/THROWS	BIRTH DATE	ML SERVICE
6-5	210	R/R	11/5/90	0.016

**FULL NAME:** Joshua Timothy Lucas**BORN:** Lakeland, Florida**OPENING DAY AGE:** 27**BECAME CARDINAL:** Selected in the 21st round (649th overall) of the June, 2010 First-Year Player Draft**CONTRACT STATUS:** Signed through 2018**MLB DEBUT:** August 19, 2017 at Pittsburgh**PITCHER**

## COMPLETE RECORD

Year Team	W-L	ERA	G	GS	CG	GF	SHO	SV	IP	H	R	ER	HR	HBP	BB	IBB	SO	WP	BK	BA
2010 GCL Cardinals	1-2	4.88	14	1	0	5	0	0	27.2	32	22	15	3	2	9	1	26	0	0	.294
2011 Johnson City	4-1	4.00	8	8	0	0	0	0	45.0	57	22	20	6	2	9	0	25	2	0	.308
2012	INJURED -- DID NOT PITCH																			
2013 Peoria	0-4	6.53	4	4	0	0	0	0	20.2	37	22	15	2	2	5	0	8	1	0	.394
GCL Cardinals	0-1	13.50	1	0	0	0	0	0	3.1	6	6	5	0	0	0	0	3	0	1	.333
State College	0-0	7.36	1	1	0	0	0	0	3.2	6	4	3	0	1	1	0	4	0	0	.333
2014 Palm Beach	0-0	1.80	4	0	0	2	0	0	5.0	3	1	1	0	0	2	0	5	0	0	.167
Peoria	1-1	6.23	8	0	0	5	0	2	8.2	14	7	6	0	3	0	0	13	1	0	.359
State College	2-2	0.31	19	0	0	14	0	5	28.2	16	7	1	0	6	8	4	32	2	0	.167
2015 Springfield	0-0	0.00	4	0	0	3	0	0	5.2	1	0	0	0	0	2	0	5	0	0	.059
Palm Beach	4-3	1.29	41	0	0	27	0	9	56.0	42	11	8	2	5	12	2	41	4	1	.214
2016 Springfield	4-2	3.25	38	0	0	24	0	*16	52.2	47	20	19	5	0	12	3	61	4	0	.234
Memphis	0-0	9.39	7	0	0	5	0	0	7.2	9	9	8	0	0	4	0	5	0	0	.290
2017 Memphis	8-1	3.15	47	0	0	32	0	17	60.0	58	23	21	3	3	12	1	68	2	0	.251
ST. LOUIS	0-0	3.68	5	0	0	2	0	0	7.1	7	3	3	2	1	4	0	7	1	0	.259
<b>MINOR TOTALS</b>	<b>24-17</b>	<b>3.38</b>	<b>196</b>	<b>14</b>	<b>0</b>	<b>117</b>	<b>0</b>	<b>49</b>	<b>324.2</b>	<b>328</b>	<b>154</b>	<b>122</b>	<b>21</b>	<b>24</b>	<b>76</b>	<b>11</b>	<b>296</b>	<b>16</b>	<b>2</b>	<b>.262</b>
<b>MAJOR TOTALS</b>	<b>0-0</b>	<b>3.68</b>	<b>5</b>	<b>0</b>	<b>0</b>	<b>2</b>	<b>0</b>	<b>0</b>	<b>7.1</b>	<b>7</b>	<b>3</b>	<b>3</b>	<b>2</b>	<b>1</b>	<b>4</b>	<b>0</b>	<b>7</b>	<b>1</b>	<b>0</b>	<b>.259</b>

\* Led League

+ Tied for League Lead

**Note:** Major League Uniform Numbers Worn: 77 (2017-present)

## REGULAR SEASON FIELDING RECORD

Position	PCT	G	PO	A	E	TC	DP
Pitcher	1.000	5	1	1	0	2	0

## CAREER TRANSACTIONS

- Selected by Toronto Blue Jays in the 39th round (1,180th overall) of the June, 2009 first-year player draft, but did not sign.
- Selected by St. Louis Cardinals in the 21st round (649th overall) of the June, 2010 first-year player draft.



## CAREER NOTES

- Had Tommy John surgery causing him to miss the 2012 season. Has made all 173 appearances in relief since the start of the 2014 season.
- Led the Texas League in saves (16) in 2016 and was selected to his first All-Star Game.
- Led Cardinals minor league pitchers with 17 saves in 2017.

## 2017

- Was purchased from Memphis (AAA) on 8/19 and made his Major League debut that night at PIT tossing 2.0 innings and allowing one run on four hits, including a home run.
- Appeared in five games for St. Louis with three appearances of 2.0 IP.
- Held right-handed batters to a .222 BA (4-18, HR) with five strikeouts.
- Allowed only two hits at Busch Stadium (.133, 2-15, HR).
- Pitched in 47 games for Memphis, 2nd most on the Red-birds and T10th in the Pacific Coast League.
- Led all Cardinals minor league pitchers with 17 saves and ranked among the Top 10 in appearances (47, 3rd) and strikeout/walk ratio (5.7, 5th).
- Was 8-1 with a 3.15 ERA over 60.0 innings with a 1.17 WHIP and induced six double plays.
- Was 17-for-20 in save opportunities, ranking 3rd in the PCL in saves.
- Stranded 14-of-16 inherited runners (12.5% IRS).
- Made 16 outings of four outs or more with 11 of 2.0 innings.
- Threw a season-high 3.0 innings twice (4/6 at New Orleans & 4/18 at Colorado Springs). Top pitch count was 53 at Colorado Springs (4/18).
- Had a strong July going 3-0 with an 0.73 ERA and four saves in 10 appearances, 12.1 IP.
- Recorded a win or a save in 15 of 17 appearances (no decision in other two) from July 9 through the end of the season.
- Made five appearances in the PCL playoffs and was 0-0 with a 1.80 ERA and a perfect 3-for-3 in save opportunities leading all PCL postseason pitchers, including save in PCL title clincher.

## 2016

- Matched his then career-high making 45 relief appearances while pitching for Springfield (AA) and Memphis (AAA).
- Selected to the Texas League All-Star Game North Squad. Made relief outing and struck out the only batter he faced.
- Named Texas League Pitcher of the Week (7/4-10), was 2-0 with a save over 6.0 scoreless innings with four strikeouts.
- Led the Texas League and ranked T2nd among Cardinals minor league pitchers with a career-high 16 saves
- Ranked 11th in the Texas League with 38 appearances and 4th with 24 games finished. Was T6th among Cardinals minor league pitchers with 45 appearances.
- Converted nine straight save opportunities from 5/15-7/4
- Had one rough outing in Memphis allowing seven runs in 0.2 innings at Colorado Springs (6/24), but had a 1.29 ERA in his six other appearances in Triple-A.

## 2017 SEASON & CAREER HIGHS

**Most IP:** 2.0, three times. Last: 9/29/17 vs. Milwaukee.  
**Most Strikeouts:** 3, 8/22/17 vs. San Diego.  
**Most Walks:** 2, 9/25/17 vs. Chicago Cubs.  
**Most Runs Allowed:** 2, 8/22/17 vs. San Diego.  
**Most Hits Allowed:** 4, 8/19/17 at Pittsburgh.  
**Most HRs Allowed:** 1, twice. Last: 8/22/17 vs. San Diego.  
**Longest Scoreless Streak:** 3.1 IP, 9/23/17-present.

## AWARDS & HONORS

**Pacific Coast League Championship**  
2017: Memphis (AAA)

**Texas League Mid-Season All-Star**  
2016: Springfield (AA)

**Texas League Pitcher of the Week**  
2016: Springfield (AA) - July 4-10

**Appalachian League Championship**  
2011: Johnson City (R)

## CAREER MILESTONES

**Major League Debut**  
August 19, 2017 at Pittsburgh

**First Career Strikeout**  
August 19, 2017 at Pittsburgh  
(5th inning, John Jaso, swinging)

- Struck out a season-high five batters over 3.0 innings vs. Arkansas (5/1-Game 2).
- Made 19 appearances of four outs or more and 11 of 2.0 innings or more.
- Was 2-2 with a 4.25 in 22 appearances before the All-Star Break and 2-0 with a 1.96 ERA after the All-Star Break in Springfield.

## 2015

- Led FSL relief pitchers in fewest baserunners/9 IP (9.48) and ranked 3rd in lowest opponent BA (.214, 3rd) and 2nd in fewest walks/9 IP (1.61).
- Led Palm Beach and ranked T8th in the FSL in Holds (7).
- Ranked among Cardinals minor league pitchers in appearances (45, 9th), saves (9, 8th) and WHIP (0.92, 3rd).
- Went 12 straight scoreless appearances (13.0 IP) from 7/24-8/29 allowing only five hits.
- Had an Inherited Runners Scored percentage of 18.5% (27 IR/5 S).
- Made 12 appearances of 2.0 innings or more.
- Made one relief appearance in the Florida State League playoffs and threw a scoreless third of an inning.

**2014**

- Was his first season as a full-time relief pitcher.
- Combined to post a 3-3 record with a 1.71 ERA over 42.0 innings making 31 relief appearances.
- Allowed one earned run in 19 outings for State College (A).
- Was 5-for-5 in save opportunities at State College and 2-for-4 in Peoria (A).
- Did not allow a run at State College (6/27-8/26) covering 18.2 IP. Allowed five unearned runs vs. Batavia (8/29) to break the streak.

**2013**

- In his first season following Tommy John surgery, made five starts (6 app.) and was 0-5 with a 7.48 ERA over 27.2 innings with three different teams (GCL Cardinals-R, State College-A & Peoria-A).

**2012**

- Missed the entire season due to Tommy John surgery.

**2011**

- Spent the entire season in the starting rotation making eight starts at Johnson City (R).
- Led Johnson City with 11 double plays induced.
- Struck out a then-career high seven batters over 6.2 innings 7/30 vs. Bristol.
- Threw a career-high 7.0 innings 7/17 vs. Princeton in a no decision.

**2010**

- Appeared in 14 games, making one start, in his first professional season served in the Gulf Coast League.

**BACKGROUND / PERSONAL**

- Graduated from Lakeland (Fla.) High School where he was 8-1 with an 0.49 ERA and 75 strikeouts in 63 innings for the Dreadnaughts his senior season.
- Played college baseball at Manatee Community College (State College of Florida at Manatee-Sarasota).
- He and his wife, Whitney, reside in Johnson City, Tenn.





# TYLER LYONS

# 70

HEIGHT	WEIGHT	BATS/THROWS	BIRTH DATE	ML SERVICE
6-2	210	L/L	2/21/88	3.070

**FULL NAME:** Tyler William Lyons

**BORN:** Lubbock, Texas

**OPENING DAY AGE:** 30

**BECAME CARDINAL:** Selected in the ninth round (289th overall) of the June, 2010 First-Year Player Draft

**CONTRACT STATUS:** Signed through 2018

**MLB DEBUT:** May 22, 2013 at San Diego

**PITCHER**



## COMPLETE RECORD

Year Team	W-L	ERA	G	GS	CG	GF	SHO	SV	IP	H	R	ER	HR	HBP	BB	IBB	SO	WP	BK	BA
2010	SIGNED LATE -- DID NOT PITCH																			
2011 Palm Beach	9-4	4.50	33	12	1	4	1	1	94.0	93	51	47	8	4	29	2	79	4	1	.255
2012 Springfield	5-4	3.92	12	12	0	0	0	0	64.1	70	33	28	6	1	19	0	54	2	0	.280
Memphis	4-9	4.28	15	15	*3	0	0	0	88.1	87	42	42	9	2	18	0	89	0	0	.258
2013 Memphis	7-2	3.32	17	16	0	0	0	0	100.1	86	40	37	6	6	19	0	86	0	0	.230
ST. LOUIS	2-4	4.75	12	8	0	1	0	0	53.0	49	29	28	5	3	16	0	43	0	0	.241
2014 Memphis	8-2	4.43	14	14	2	0	+1	0	81.1	94	41	40	9	0	18	1	75	6	1	.293
ST. LOUIS	0-4	4.42	11	4	0	1	0	0	36.2	33	23	18	4	2	11	2	36	0	0	.236
Springfield#	0-0	4.50	1	1	0	0	0	0	2.0	3	1	1	0	0	0	0	3	0	0	.333
2015 Memphis	9-5	3.14	16	16	2	0	1	0	94.2	104	34	33	12	2	13	0	96	0	1	.274
ST. LOUIS	3-1	3.75	17	8	0	1	0	0	60.0	59	29	25	12	1	15	0	60	4	0	.252
2016 ST. LOUIS	2-0	3.38	30	0	0	10	0	0	48.0	35	18	18	9	0	14	0	46	2	0	.205
2017 Peoria#	0-1	6.75	1	1	0	0	0	0	2.2	4	2	2	0	0	0	0	1	1	0	.364
Memphis#	0-0	2.55	4	4	0	0	0	0	17.2	17	5	5	2	0	3	0	17	0	0	.250
Springfield#	1-0	3.60	1	1	0	0	0	0	5.0	3	2	2	1	0	0	0	3	0	0	.167
ST. LOUIS	4-1	2.83	50	0	0	12	0	3	54.0	39	17	17	3	7	20	2	68	1	0	.206
<b>MINOR TOTALS</b>	<b>43-27</b>	<b>3.88</b>	<b>114</b>	<b>92</b>	<b>8</b>	<b>4</b>	<b>3</b>	<b>1</b>	<b>550.1</b>	<b>560</b>	<b>251</b>	<b>237</b>	<b>53</b>	<b>15</b>	<b>119</b>	<b>3</b>	<b>503</b>	<b>13</b>	<b>3</b>	<b>.263</b>
<b>MAJOR TOTALS</b>	<b>11-10</b>	<b>3.79</b>	<b>120</b>	<b>20</b>	<b>0</b>	<b>25</b>	<b>0</b>	<b>3</b>	<b>251.2</b>	<b>215</b>	<b>116</b>	<b>106</b>	<b>33</b>	<b>13</b>	<b>76</b>	<b>4</b>	<b>253</b>	<b>7</b>	<b>0</b>	<b>.229</b>

# Injury Rehabilitation Assignment

\* Led League

+ Tied for League Lead

**Note:** Major League Uniform Numbers Worn: 70 (2013-present)

## DIVISION SERIES RECORD

Year Team	W-L	ERA	G	GS	CG	GF	SHO	SV	IP	H	R	ER	HR	HBP	BB	IBB	SO	WP	BK	BA
2015 STL vs. CHI	ACTIVE -- DID NOT APPEAR																			

## COMPLETE BATTING RECORD

Year Team	AVG	G	AB	R	H	2B	3B	HR	RBI	SH	SF	HBP	BB	IBB	SO	SB	CS	GDP	SLG	OBP	E
2017 ST. LOUIS	.000	48	1	0	0	0	0	0	0	0	0	0	1	0	1	0	0	0	.000	.500	1
<b>MAJOR TOTALS</b>	<b>.125</b>	<b>115</b>	<b>40</b>	<b>3</b>	<b>5</b>	<b>0</b>	<b>0</b>	<b>0</b>	<b>1</b>	<b>3</b>	<b>0</b>	<b>0</b>	<b>5</b>	<b>0</b>	<b>16</b>	<b>0</b>	<b>0</b>	<b>1</b>	<b>.125</b>	<b>.222</b>	<b>6</b>



## REGULAR SEASON FIELDING RECORD

Position	PCT	G	PO	A	E	TC	DP
Pitcher	.878	120	8	35	6	49	1

## 2017 SEASON HIGHS

**Most IP:** 3.1, 6/17 at Baltimore.  
**Most Strikeouts:** 7, 6/17 at Baltimore.  
**Most Walks:** 2, six times. Last: 9/21 at Cincinnati.  
**Most Runs Allowed:** 3, twice. Last: 6/17 at Baltimore.  
**Most Hits Allowed:** 4, twice. Last: 6/26 vs. Cincinnati.  
**Most HRs Allowed:** 1, three times. Last: 9/16 at Chicago Cubs.  
**Longest Scoreless Streak:** 18.2 IP, 7/7-9/1.

## CAREER HIGHS

**Most IP (Starter):** 7.0, three times. Last: 9/30/15 [2] at Pittsburgh.  
**Most IP (Reliever):** 5.1, 8/13/15 vs. Pittsburgh.  
**Most Strikeouts (Starter):** 7, four times. Last: 5/5/15 vs. Chicago Cubs.  
**Most Strikeouts (Reliever):** 8, 8/30/14 [1] vs. Chicago Cubs.  
**Most Walks (Starter):** 5, 7/7/15 at Chicago Cubs.  
**Most Walks (Reliever):** 2, 12 times. Last: 9/21/17 at Cincinnati.  
**Most Runs Allowed (Starter):** 9, 5/12/14 vs. Chicago Cubs.  
**Most Runs Allowed (Reliever):** 4, 7/10/14 vs. Pittsburgh.  
**Most Hits Allowed (Starter):** 9, 5/12/14 vs. Chicago Cubs.  
**Most Hits Allowed (Reliever):** 4, three times. Last: 6/26/17 vs. Cincinnati.  
**Most HRs Allowed:** 3, 9/2/15 vs. Washington.  
**Longest Scoreless Streak:** 18.2 IP, 7/7-9/1/17.  
**Last Start:** 9/30/15 at Pittsburgh.

## CAREER NOTES

- Has posted the most relief innings in a single appearance for St. Louis in each of the last four seasons with 3.1 IP on 6/17/17 (at BAL), 4.2 IP on 8/30/14 (vs. CHI, Game 1), 5.1 IP on 8/13/15 (vs. PIT) and 4.2 IP twice in 2016 (6/25 at SEA, 7/22 vs. LAD).
- Became the first starting pitcher in MLB history to throw 7.0+ innings in first two career starts (5/22/13 at SD & 5/28/13 at KC), allowing one run or less, four hits or less and one walk or less.
- In his 120 career games, has a 6-2 record with a 2.74 ERA in 100 career MLB relief appearances (144.1 IP) and is 5-8 with a 5.20 ERA in 20 starts (107.1 IP).
- Has split his 120 career games nearly evenly between home and road. Is 5-7 with a 3.32 ERA in 61 career MLB road appearances (11 starts) and 6-3 with a 4.31 ERA in 59 home app. (9 starts).
- Struck out a career-high eight batters over 4.2 innings in a relief appearance in Game 1 of DH vs. CHI on 8/30/14. It marked the most strikeouts by a Cardinals relief pitcher since Mark Littell fanned eight (at LAD) in 1978. Became the first Cardinals left-handed relief pitcher to strike out eight batters since Al Hrabosky in 1974 and the first lefty to throw 4.2 IP in relief since Sterling Hitchcock in 2003.
- Threw a no-hitter in his seventh professional start (28th appearance) while at Palm Beach in 2011, the first no-hitter in franchise history.

## 2017

- Made a career-high 50 appearances, 10 of four outs or more and three of 3.0 IP or more.
- Led all Cardinals pitchers with a career-high 18.2 inning scoreless streak 7/7-9/1, T11th longest by a National League pitcher in 2017.
- Earned four wins from 8/10 through the end of the season, tied for the most by a National League relief pitcher (J. Nicasio) and T11th among all N.L. pitchers.

## AWARDS &amp; HONORS

## Pacific Coast League Pitcher of the Week

2015: Memphis (AAA) - June 2-8  
 2014: Memphis (AAA) - July 29-Aug. 4  
 2013: Memphis (AAA) - July 2-8

## Cardinals Minor League Pitcher of the Month

2013: Memphis (AAA) - July

## CAREER MILESTONES

## Major League Debut

May 22, 2013 at San Diego

## First Major League Start

May 22, 2013 at San Diego

## First Major League Win

May 22, 2013 at San Diego

## First Major League Save

June 13, 2017 vs. Milwaukee (Game 1 of DH)

## First Career Strikeout

May 22, 2013 at San Diego  
 (1st inning, Jesus Guzman, swinging)

- Ranked among N.L. left-handed relief leaders in ERA (2.83, 7th) and WHIP (1.09, 4th). His 11.33 strikeouts/9 IP ranked 4th among N.L. LH relievers and 14th among all N.L. relievers overall.
- Pitched a season-high 3.1 innings in relief 6/17 at BAL, tied for the longest relief outing by a Cardinals pitcher in 2017. Struck out 7 batters in the game, his 2017 season high and his 2nd-highest total in a career relief appearance (8, 8/30/14 vs. CHI).



## CAREER TRANSACTIONS

- Selected by the New York Yankees in the 10th round of the the June 2009 First Year Player Draft, but did not sign.
- Selected by the St. Louis Cardinals in the ninth round (289th overall) of the June 2010 First Year Player Draft.
- On St. Louis disabled list (left shoulder strain) May 13 to June 18, 2014; included rehabilitation assignments to Springfield (AA) and Memphis (AAA).
- On St. Louis disabled list (right knee stress reaction) August 3 (retroactive to July 31) to end of season, 2016.
- On St. Louis disabled list (right knee) March 30 - April 19, 2017; included injury rehabilitation assignment to Memphis (AAA).
- On St. Louis disabled list (right intercostal strain) May 2-22, 2017; included injury rehabilitation assignments to Peoria (A), Springfield (AA) and Memphis (AAA).

- Was one of 13 MLB pitchers to strike out seven or more batters in relief in 2017, and one of six to accomplish the feat in 3.1 innings or less.
- Earned first career MLB save 6/13 [1] vs. MIL with 3.0 scoreless innings.
- Did not allow a home run from 6/21-9/14, a span of 33 appearances (32.0 IP).
- Held LH batters to a .178 BA (13-73, HR) and RH batters to .224 BA (26-116, 2 HR) striking out 34.1% of all RH batters faced.
- Did not allow a run in the month of August (11 app., 11.1 IP, 1 H, 6 BB, 14 K).
- Pitched on consecutive days 11 times and over three straight days once (8/31-9/2).
- Tied for the team lead with seven relief appearances of 2.0 IP or more, led the Cardinals with 10 appearances of four outs or more.
- Was 4-0 with a 1.35 ERA (33.1 IP, 41 K) in 33 night games.

### 2016

- Appeared in a career high 30 games in the Majors, spending his first full season with the Major League club. It was also the first season in which he did not make a start.
- Had his season end early with a right knee stress reaction. Was placed on the 15-day disabled list on 8/3 (retroactive to 7/31) and missed the remainder of the season. His injury required surgery in November, performed by Dr. George Paletta.
- Led the Cardinals with the longest relief outing of the season with 4.2 IP on two separate occasions (6/25 at SEA & 7/22 vs. LAD), both scoreless. Since 2014, has four scoreless relief appearances of 4.0 IP or more, the most in MLB.
- Posted a WHIP of 1.02, the 6th-lowest among left-handed relievers (min. 30 IP).
- Worked 3.0 or more innings in relief five times, leading the Cardinals and ranking T3rd in the N.L. behind Chris Rusin (COL, 8) and Ross Stripling (LAD, 6).
- Struck out 7 batters in 3.2 relief innings 5/6 vs. PIT, tied for the most strikeouts among National League relief pitchers in 2016 (J. Musgrove, HOU, 8). Was the first reliever to pitch 3.2 innings with 7 or more K's since Roberto Hernandez (TB, 9/3/2013).
- Became one of two pitchers in MLB (Scott Baker) to strike out 7 or more batters in relief twice over the last three seasons (8 vs. CHI 8/30/14, Gm. 1 DH and 7 vs. PIT 5/6/16).
- Earned his 1st career relief win 5/19 vs. COL (3.0 IP, 1 R, in 13-7 win).

### 2015

- For the third consecutive season, split time between Triple-A Memphis and St. Louis.
- Made eight starts and nine relief appearances with St. Louis; went 3-1 with a 4.10 ERA as a starter and 0-0 with a 2.95 ERA as a reliever.
- Made 16 starts at Memphis allowing 3 runs or less in all but four, and had four scoreless starts.
- Pitched a complete game win at Sacramento (5/21) in which he struck out 12 in a 4-2 Memphis win, a career high in K's.
- Had a second complete game, a 2-0, 7.0-inning shutout on 6/1 vs. Salt Lake (3 H, 0 BB, 5 K).
- Ranked T12th in the PCL in wins & T11th in strikeouts. Named Pacific Coast League Pitcher of the Week June 1-7 after going 2-0 with a 0.00 ERA (13.0 IP) in two starts.
- Earned wins in back-to-back Major League starts 6/13 vs. KC and 6/19 at PHI, his first MLB wins since 2013 when he won his 1st two career starts at SD (5/22) and at KC (5/28).
- Scored three runs in his start at PHI (6/19), tying the Cardinals franchise record for runs scored in a game by a pitcher, last done by Matt Morris on 4/16/2003 at MIL - also was 2-for-2 with a walk and earned the win with 5.0 IP.
- Threw a career-high in relief innings vs. PIT (8/13), tossing 5.1 scoreless innings, the most innings by a Cardinals reliever since Kyle McClellan threw 6.0 vs. CIN (4/22/11).
- Was a starting pitcher in two and pitched in all three doubleheaders the Cardinals played in 2015 (7/7 at CHI-Game 1 SP; 9/30 at PIT-Game 2 SP; 10/4 at ATL - Game 1 RP).
- Threw 7.0 scoreless innings of four-hit ball at PIT (9/30) in the second game of a doubleheader to earn the win and clinch the N.L. Central for the Cardinals in their 100th win of the season.
- Tied Carlos Villanueva for the Cardinals season-high for strikeouts by a reliever with six on the final day of the season, at ATL (10/4, Game 1 of DH).
- Struck out five or more batters in nine appearances (7 GS).

**2015 POSTSEASON:** Was on active roster, but did not appear in four-game Division Series vs. Chicago Cubs.

### 2014

- Began the season at Memphis (AAA), but received recall to St. Louis four times during the season.
- First MLB action came when recalled from Memphis on 4/21 to make a start at NYM; pitched 6.0 innings, allowing two runs on four hits with seven strikeouts in a quality start loss (2-0).





- Made six starts in St. Louis before suffering a left shoulder strain injury and was placed on the 15-day disabled list 5/13-6/18, with injury rehabilitation assignments to Springfield (AA) and Memphis.
- Was optioned to Memphis on 6/18 upon activation from disabled list.
- Made 11 appearances in St. Louis with four starts; went 0-3 with a 6.55 ERA in his four starts and 0-1 with a 1.23 ERA in seven relief apps., averaging over a strikeout per inning (9.82 K/9 IP).
- Threw 6.0 innings in three of his four Major League starts with two quality starts and struck out seven batters twice (4/21 at NYM & 5/6 at ATL).
- Posted an 8-2 record in 14 starts at Memphis with two complete games and a shutout.
- Ranked 2nd among Pacific Coast League pitchers in complete games (2) and T1st in shutouts (1).
- His eight wins ranked T9th among Cardinals minor league pitchers...recalled on 9/2, making three relief appearances (0-1, 2.25 ERA, 4.0 IP) through the end of the regular season.

**2014 POSTSEASON:** Traveled with the team during the postseason but did not appear on the Cardinals active roster in any round.

### 2013

- Began the season with Memphis (AAA) making eight starts before being purchased by the Cardinals on 5/22.
- Threw a career-high 153.1 innings between Memphis (AAA) and St. Louis.
- Made his MLB debut at SD (5/22), earning the win while tossing 7.0 IP and allowing one run on four hits with four strikeouts and was 1-for-3 with a single.
- Was 2-4 with a 5.56 ERA as a starter (43.2 IP, eight starts) and 0-1 with an 0.96 ERA in relief (9.1 IP, 4 appearances).
- His four relief appearances were all 2.0 IP or more, with scoreless performances in three of them.
- Joined teammate John Gast as the first pair of rookie LH starters in same year for STL since 1980 (John Martin, Al Olmsted).
- Struck out a team leading 86 batters in 100.1 IP.
- Named Pacific Coast League Pitcher of the Week July 1-8 going 1-0 with a 1.80 ERA over two starts and 15.0 IP, while striking out 18 with back-to-back outings of a season-high nine strikeouts.
- Struck out a season-high nine batters in three different starts.
- Honored as Cardinals organization Minor League Pitcher of the Month for July with a 3-0 record, 1.60 ERA and 33 strikeouts in 33.2 IP over five starts.
- Had 10 starts in Memphis of 6.0 or more innings, with nine of those quality starts and five starts of 7.0 IP or more.
- Threw a season-high 8.0 innings vs. Nashville (7/7) allowing two runs on three hits with one walk and nine strikeouts.

**2013 POSTSEASON:** Traveled with the team throughout the playoffs but was not on the active roster during any round.

### 2012

- His 27 games started were the 2nd most by a Cardinals minor leaguer behind John Gast (28).
- Led the Pacific Coast League with three complete games.
- Struck out a career-high 11 batters in a seven-inning CG loss vs. Round Rock (7/29).
- Made 13 quality starts (Memphis-7, Springfield-6) and tallied seven or more strikeouts in 10.
- Ranked among Cardinals minor league leaders in wins (9, T6th), IP (152.2, 3rd), strikeouts (143, 2nd) and games started (27, T2nd).

### 2011

- Began the season as a reliever, with 21 relief appearances before making his first start at Jupiter (6/27) in the second game of a doubleheader.
- Was 7-2 with a 4.41 ERA as a starter and 2-2 with a 4.71 ERA as a reliever.
- Threw the first no-hitter in Palm Beach (A) history in his seventh professional start, coming in the second game of a doubleheader vs. Fort Myers (8/8) in a 7.0 inning 10-0 win.
- Held opponents to two runs or less in seven of 12 starts.
- Stranded all 15 of his inherited runners, including three bases loaded situations.
- Tied for 3rd among Cardinals minor leaguers in wins (9).
- Played for Peoria in the Arizona Fall League and went 3-2 with a 4.85 ERA in seven starts.

### 2010

- Signed late following June 2010 draft selection and did not appear in any games.

### BACKGROUND / PERSONAL

- Graduated from Frenship (Texas) High School in 2006.
- Named Lubbock Avalanche-Journal All-City Player of the Year as a senior in high school striking out 162 batters in 94.0 innings.
- Was an All-State quarterback as a high school senior.
- Played college baseball at Oklahoma State University racking up 22 career wins...named to the Clemson All-Regional team after opening round win over Alabama in 2009.
- Tyler and his wife, Jennifer, have a daughter Savannah (11/30/17) and reside in Prosper, Texas.



# CARLOS MARTÍNEZ

# 18

HEIGHT	WEIGHT	BATS/THROWS	BIRTH DATE	ML SERVICE
5-11	200	R/R	9/21/91	4.073

**FULL NAME:** Carlos Ernesto Martínez

**BORN:** Puerta Plata, Dominican Republic

**OPENING DAY AGE:** 26 (turns 27 September 21)

**BECAME CARDINAL:** Signed as a non-drafted free agent, April 20, 2010

**CONTRACT STATUS:** Signed through 2021, with club options for 2022 and 2023

**MLB DEBUT:** May 3, 2013 at Milwaukee

**PITCHER**



MARTÍNEZ, C.

## COMPLETE RECORD

Year Team	W-L	ERA	G	GS	CG	GF	SHO	SV	IP	H	R	ER	HR	HBP	BB	IBB	SO	WP	BK	BA
2010 DSL Cardinals	3-2	*0.76	12	12	1	0	0	0	59.0	29	8	5	1	6	14	0	78	6	0	*.144
2011 Quad Cities	3-2	2.33	8	8	0	0	0	0	38.2	27	10	10	1	4	14	0	50	3	0	.196
Palm Beach	3-3	5.28	10	10	0	0	0	0	46.0	49	31	27	2	6	30	0	48	7	0	.269
2012 Palm Beach	2-2	3.00	7	7	0	0	0	0	33.0	29	12	11	0	6	10	0	34	1	0	.236
Springfield	4-3	2.90	15	14	0	0	0	0	71.1	62	27	23	6	6	22	0	58	1	2	.237
2013 Springfield	1-0	2.31	3	3	0	0	0	0	11.2	11	3	3	1	1	1	0	9	0	0	.239
Memphis	5-3	2.51	13	13	0	0	0	0	68.0	54	22	19	3	6	27	1	63	6	1	.213
ST. LOUIS	2-1	5.08	21	1	0	5	0	1	28.1	31	16	16	1	3	9	1	24	0	0	.282
2014 ST. LOUIS	2-4	4.03	57	7	0	13	0	1	89.1	90	41	40	4	4	36	8	84	8	1	.266
Memphis	1-0	0.00	2	2	0	0	0	0	10.1	6	0	0	0	0	1	0	7	0	0	.167
2015 ST. LOUIS	14-7	3.01	31	29	0	1	0	0	179.2	168	65	60	13	8	63	5	184	8	1	.250
2016 ST. LOUIS	16-9	3.04	31	31	0	0	0	0	195.1	169	68	66	15	11	70	1	174	8	0	.233
2017 ST. LOUIS	12-11	3.64	32	32	+2	0	*2	0	205.0	179	93	83	27	8	71	3	217	9	0	.232
<b>MINOR TOTALS</b>	<b>22-15</b>	<b>2.61</b>	<b>70</b>	<b>69</b>	<b>1</b>	<b>0</b>	<b>0</b>	<b>0</b>	<b>338.0</b>	<b>266</b>	<b>113</b>	<b>98</b>	<b>14</b>	<b>35</b>	<b>119</b>	<b>1</b>	<b>347</b>	<b>24</b>	<b>3</b>	<b>.215</b>
<b>MAJOR TOTALS</b>	<b>46-32</b>	<b>3.42</b>	<b>172</b>	<b>100</b>	<b>2</b>	<b>19</b>	<b>2</b>	<b>2</b>	<b>697.2</b>	<b>637</b>	<b>283</b>	<b>265</b>	<b>60</b>	<b>34</b>	<b>249</b>	<b>18</b>	<b>683</b>	<b>33</b>	<b>2</b>	<b>.244</b>

\*Led league

+Tied for League Lead

**Note:** Major League Uniform Numbers Worn: 62 (2013), 44 (2014), 18 (2015-present)

## DIVISION SERIES RECORD

Year Team	W-L	ERA	G	GS	CG	GF	SHO	SV	IP	H	R	ER	HR	HBP	BB	IBB	SO	WP	BK	BA
2013 STL vs. PIT	0-1	9.00	3	0	0	0	0	0	2.0	1	2	2	0	0	1	0	2	0	0	.167
2014 STL vs. LAD	0-0	6.75	1	0	0	0	0	0	1.1	0	1	1	0	0	1	0	1	0	0	.000
<b>D.S. TOTALS</b>	<b>0-1</b>	<b>8.10</b>	<b>4</b>	<b>0</b>	<b>0</b>	<b>0</b>	<b>0</b>	<b>0</b>	<b>3.1</b>	<b>1</b>	<b>3</b>	<b>3</b>	<b>0</b>	<b>0</b>	<b>2</b>	<b>0</b>	<b>3</b>	<b>0</b>	<b>0</b>	<b>.100</b>

## LEAGUE CHAMPIONSHIP SERIES RECORD

Year Team	W-L	ERA	G	GS	CG	GF	SHO	SV	IP	H	R	ER	HR	HBP	BB	IBB	SO	WP	BK	BA
2013 STL vs. LAD	0-0	0.00	4	0	0	0	0	0	4.2	1	0	0	0	0	1	0	4	0	0	.077
2014 STL vs. SF	0-0	0.00	3	0	0	0	0	0	2.2	3	0	0	0	0	3	0	1	0	0	.333
<b>L.C.S. TOTALS</b>	<b>0-0</b>	<b>0.00</b>	<b>7</b>	<b>0</b>	<b>0</b>	<b>0</b>	<b>0</b>	<b>0</b>	<b>7.1</b>	<b>4</b>	<b>0</b>	<b>0</b>	<b>0</b>	<b>0</b>	<b>4</b>	<b>0</b>	<b>5</b>	<b>0</b>	<b>0</b>	<b>.182</b>

## WORLD SERIES RECORD

Year Team	W-L	ERA	G	GS	CG	GF	SHO	SV	IP	H	R	ER	HR	HBP	BB	IBB	SO	WP	BK	BA
2013 STL vs. BOS	0-0	4.50	5	0	0	1	0	0	6.0	5	3	3	0	1	1	1	5	1	0	.217



## ALL-STAR GAME RECORD

Year	Team	W-L	ERA	G	GS	CG	GF	SHO	SV	IP	H	R	ER	HR	HBP	BB	IBB	SO	WP	BK	BA
2015	National	SELECTED -- DID NOT APPEAR																			
2017	National	0-0	0.00	1	0	0	0	0	0	2.0	1	0	0	0	0	1	0	4	0	0	.143
<b>ALL-STAR TOTALS</b>		<b>0-0</b>	<b>0.00</b>	<b>1</b>	<b>0</b>	<b>0</b>	<b>0</b>	<b>0</b>	<b>0</b>	<b>2.0</b>	<b>1</b>	<b>0</b>	<b>0</b>	<b>0</b>	<b>0</b>	<b>1</b>	<b>0</b>	<b>4</b>	<b>0</b>	<b>0</b>	<b>.143</b>

## WORLD BASEBALL CLASSIC RECORD

Year	Team	W-L	ERA	G	GS	CG	GF	SHO	SV	IP	H	R	ER	HR	HBP	BB	IBB	SO	WP	BK	BA
2017	Dominican Republic	1-1	1.13	2	2	0	0	0	0	8.0	6	3	1	0	1	3	0	8	0	1	.194

## REGULAR SEASON FIELDING RECORD

Position	PCT	G	PO	A	E	TC	DP
Pitcher	.938	172	70	81	10	161	13

Note: Led M.L. pitchers in putouts (25) in 2016. Tied for N.L. lead among pitchers with 4 errors in 2017.

## COMPLETE BATTING RECORD

Year	Team	AVG	G	AB	R	H	2B	3B	HR	RBI	SH	SF	HBP	BB	IBB	SO	SB	CS	GDP	SLG	OBP	E
2017	ST. LOUIS	.177	34	62	5	11	3	0	0	+11	5	0	1	1	0	19	0	0	1	.226	.203	+4
<b>MAJOR TOTALS</b>		<b>.188</b>	<b>168</b>	<b>191</b>	<b>12</b>	<b>36</b>	<b>6</b>	<b>0</b>	<b>0</b>	<b>19</b>	<b>15</b>	<b>1</b>	<b>3</b>	<b>2</b>	<b>0</b>	<b>60</b>	<b>0</b>	<b>0</b>	<b>3</b>	<b>.220</b>	<b>.208</b>	<b>10</b>

+ Tied for League Lead

## 2017 SEASON HIGHS

**Most IP:** 9.0, 3 times. Last: 9/4 at San Diego.  
**Most Strikeouts:** 11, twice. Last: 6/10 vs. Philadelphia.  
**Most Walks:** 8, 4/15 at New York Yankees.  
**Most Runs Allowed:** 7, 9/15 at Chicago Cubs.  
**Most Hits Allowed:** 10, twice. Last: 8/30 at Milwaukee.  
**Longest Winning Streak:** 3 games, twice. Last: 8/7-8/18.  
**Longest Losing Streak:** 3 games. Last: 6/22-7/7.  
**Longest Scoreless Streak:** 11.4 IP, 6/10-6/16.

## CAREER HIGHS

**Most IP (Starter):** 9.0, three times. Last: 9/4/17 at San Diego.  
**Most IP (Relief):** 4.0, 7/19/15 vs. New York Mets.  
**Most Strikeouts (Starter):** 13, 8/29/16 at Milwaukee.  
**Most Strikeouts (Relief):** 4, 6/1/14 vs. San Francisco.  
**Most Walks (Starter):** 8, 4/15/17 at New York Yankees.  
**Most Walks (Relief):** 4, 7/19/15 vs. New York Mets.  
**Most Runs Allowed (Starter):** 7, four times. Last: 9/15/17 vs. Chicago Cubs.  
**Most Runs Allowed (Relief):** 4, 9/17/13 at Colorado.  
**Most Hits Allowed (Starter):** 10, four times. Last: 8/30/17 at Milwaukee.  
**Most Hits Allowed (Relief):** 5, three times. Last: 7/19/15 vs. NY Mets.  
**Longest Winning Streak:** 4 games, three times. Last: 8/17-9/9/16.  
**Longest Losing Streak:** 5 games, 5/1-5/25/16.  
**Longest Scoreless Streak:** 22.1 IP, 5/20-6/5/15.  
**10+ Strikeout Games:** 8. Last: 9/4/17 at San Diego (10).  
**Last Relief Appearance:** 7/19/15 vs. New York Mets.

## CAREER NOTES

- Two-time National League All-Star. Selected in 2017 via player vote, and in 2015 via the Final Fan Vote.
- Switched uniform number from 44 to 18 in 2015 to honor his late friend and teammate Oscar Taveras.
- Signed a five-year contract through 2021 with club options for 2022 & 2023 on February 2, 2017.
- Is tied for the Major League record for appearances in a postseason by a rookie with 12 in 2013 (Julian Tavarez, CLE, 1995).
- Made five World Series relief outings in 2013, tied with Jason Motte (2011) and Octavio Dotel (2011) for most appearances by a Cardinals pitcher in a single World Series.
- Has not allowed a run in seven League Championship Series relief appearances
- Pitched for the Dominican Republic in the 2017 World Baseball Classic.
- Ranks 3rd among active pitchers with a career 1.93 ERA in 14 games (10 starts) in Interleague match-ups (minimum 70.0 IP).
- His 73 GDP induced since 2015 rank 3rd among MLB pitchers, trailing Texas' Martin Perez (80) and Minnesota's Kyle Gibson (74).
- Has won 42 games over the past three seasons (2015-present), ranking 6th-most among National League pitchers.
- Of his 100 career starts, 67 have been 6.0 innings or more and 60 of those registered as quality starts.
- Registered 608 strikeouts in his first 100 career starts, most among pitchers in Cards history (Lance Lynn had 581 in first 100 starts) (*Elias*).
- Recognized as having the "Best Fastball" in the National League by managers, coaches, scouts and executives in *Baseball America's* 2017 "Best Tools" survey.



### AWARDS & HONORS

#### National League All-Star

2015: St. Louis

2017: St. Louis

#### Cardinals Minor League Pitcher of the Month

2013: Memphis (AAA) - June

#### Texas League Championship

2012: Springfield (AA)

#### All-Star Futures Game Selection - World

2011: Palm Beach (High-A)

#### Dominican Summer League Mid-Season All-Star

2010: DSL Cardinals (R)

### CAREER MILESTONES

#### Major League Debut

May 3, 2013 at Milwaukee

#### First Major League Start

August 8, 2013 vs. Los Angeles Dodgers

#### First Major League Shutout

June 10, 2017 vs. Philadelphia

#### First Career Strikeout

May 5, 2013 at Milwaukee

(9th inning, Carlos Gomez, swinging)

#### 500th Career Strikeout

April 27, 2017 vs. Milwaukee

(3rd inning, Kevin Pillar, swinging)

#### First Major League Save

September 20, 2013 at Milwaukee

#### Hitting

#### First Major League Hit

June 27, 2014 at Los Angeles Dodgers

- Ranked among National League leaders in shutouts (2, 1st), batters faced (858, T1st), innings (2nd), strikeouts (4th), quality starts (20, T4th), starts (T5th), opponent batting average (8th), SO/9 IP (9.53, 9th), H/9 IP (7.86, 9th), WHIP (1.22, T10th), and ERA (3.64, 14th).
- Also ranked in the Top 10 among N.L. pitchers in opp. OBP (.302, 10th), baserunners/9 IP (11.33, 10th) and walks (71, T7th).
- His 217 strikeouts were the 9th-highest single-season total in Cardinals history and most by a Dominican-born pitcher in Cardinals history, besting Jose DeLeon's 208 in 1988.
- Became the 7th Cardinal to reach the 200 strikeout plateau, joining Bob Gibson (9x), Adam Wainwright (3x) Jose DeLeon (2x), Chris Carpenter (1x), Steve Carlton (1x) and Sam Jones (1x).
- Joined Steve Carlton (24 yrs in 1969) as the only Cardinals pitchers age 25 or younger to reach 200 strikeouts in a season.
- Sported five double-digit strikeout games (7th, N.L.) and has 8 in his career, T6th most among Cardinals pitchers since Division Play began.
- Led the league in shutouts (2) and pitched 9.0 scoreless innings on a league-leading three occasions (5/20 vs. SF, 6/10 vs. PHI & 9/4 at SD); 5/20 game went extra innings to negate chance at shutout.
- Led St. Louis (T3rd N.L.) with five starts of 8.0 or more IP (4-0, 0.63 ERA), 11 starts (T8th N.L.) of 7.0 or more IP (6-1, 1.26 ERA) and 23 starts of 6.0 or more IP (12-3, 2.60) ,with 20 quality starts.
- Compiled 12 straight starts (4-27-6/27) of at least 6.0 innings, tying himself with Lance Lynn for the 3rd-longest streak in the N.L.
- His 52.0 ground ball percentage ranked 3rd in the NL. Induced team-leading 21 GIDP (T8th) and was 10th in the NL in GIDP/9.0 (0.92).
- Excelled vs. right-handed batters, ranking 7th among National League pitchers in both opp. BA (.204, 81-398) and opp. OBP (.264) (both career bests). His opp. AVG was the 15th-lowest single-season mark all-time in Cardinals history, while his opp. OBP ranked 17th.
- Limited the opposition to .205 average against (33-161) w/ runners in scoring position, 4th-lowest in N.L. Had .178 mark (13-73) RISP w/2 outs.
- Yielded a career high 27 home runs, T9th-most (Lance Lynn) in the National League (28 combined in previous two seasons).
- Sported a 5.34 ERA (32.0 IP/19 ER) in the first inning of his starts; 11 of his 19 runs allowed in 1st inning came via home runs (6).
- Attempting basestealers were successful on 4 of 8 attempts while on the mound; his .500 pct. was T6th-best among qualified N.L. pitchers.
- Finished T1st among MLB pitchers in RBI (11, Wainwright), T2nd in doubles (3), 6th in hits (11) and T6th in runs (5). Since 2016, his 25 hits co-led all pitchers (Jake Arrieta), while his 17 RBI were T2nd behind Adam Wainwright (29).
- Committed four errors, tied for most among pitchers in the N.L. (three others).

MARTINEZ, G.

### 2017

- Established career-bests in starts (32), innings pitched (205.0), strikeouts (217) and opponent batting average (.232) in the first year of a five-year contract extension signed before the season.
- Selected to the 2017 National League All-Star team by player vote, the second of his career (2015, Final Fan Vote).
- Joined Dizzy Dean (1934) as the only two Cardinals with 4 strikeouts in an All-Star Game.



## CARDINALS ALL-TIME SINGLE-SEASON STRIKEOUT LEADERS

Rank	Season	Opening Day		Strikeouts	Strikeout Percentage	Batters Faced	Innings Pitched
		Age	Strikeouts				
1.	Bob Gibson	1970	34	274	22.6%	1,213	294.0
2.	Bob Gibson	1965	29	270	21.9%	1,233	299.0
3.	Bob Gibson	1969	33	269	21.2%	1,270	314.0
4.	Bob Gibson	1968	32	*268	23.1%	1,161	304.2
5.	Bob Gibson	1964	28	245	20.6%	1,191	287.1
6.	Bob Gibson	1966	30	225	20.1%	1,119	280.1
	Sam Jones	1958	32	*225	21.6%	1,041	250.0
8.	Adam Wainwright	2013	31	219	22.9%	956	241.2
9.	Carlos Martinez	2017	25	217	25.3%	858	205.0
10.	Adam Wainwright	2010	28	213	23.4%	910	230.1
	Chris Carpenter	2005	30	213	22.4%	953	241.2
12.	Adam Wainwright	2009	27	212	21.9%	970	233.0

(1892-2017)

\* Led National League

- Was 1-1 with a 4.25 ERA (29.2 IP/14 ER) in five starts vs. division-winning Chicago (St. Louis was 4-1 in those starts and just 1-13 in 14 starts made by all other Cardinals).
- Made first career Opening Day start in 4-3 win vs. CHI (4/2), walking none while posting his 4th career double-digit strikeout game (10).
- Joined Bob Gibson as the only two Cards pitchers to throw 7.0 IP with at least 10 strikeouts on Opening Day. Was also the first in MLB since Felix Hernandez vs. LAA and Johnny Cueto vs. PIT (4/6/2015).
- Became the youngest Cardinal to start Opening Day since 24-year-old Joe Magrane in 1989 (also started 1988 and 1990 ODs). Was also the first Opening Day start by a Dominican-born Cardinals pitcher since Joaquin Andujar (4/9/85 at the New York Mets).
- Took a loss in 4/15 start at NYY, allowing 3 R (2 ER) on 4 H while walking career-high 8 & striking out 11 in 5.1 IP (118 pitches). Two of the three runs scored on a wild pitch & his throwing error home.
- Joined "Wild" Bill Hallahan (1930, twice) as the only Cardinals pitchers in history to strike out 11 and walk 8 in a start. Was the 27th pitcher in MLB history to do so, and first since Randy Johnson (1993). He became the first pitcher in 60 years to record at least six strikeouts and six walks in the first two innings of a game (Elias).
- Fanned Blue Jays' Kevin Pillar (swinging) for his 500th career strikeout (4/27).
- Finished May 4-1 with a 2.03 ERA (44.1 IP/10 ER), 41 strikeouts and .170 opp. AVG...both his ERA and opp. AVG ranked 2nd in the N.L.
- Recorded stellar pitching performance in 5/20 outing vs. SF, hurling a career-high 9.0 shutout innings in a no-decision in St. Louis' 13-inning, 3-1 loss at Busch Stadium. Allowed a pair of singles, walked one and struck out five with 93 pitches (65 strikes).
- Became the first Cardinals starter since Matt Morris (5/2/2004 vs. CHI) to throw 9.0 scoreless innings and not earn a win (St. Louis was 7-0 when receiving 8.0 or more IP in his starts prior to outing).
- Struck out eight or more batters in five straight starts (5/26-6/16); was the first Cardinals pitcher since Chris Carpenter (6/8-7/1/05) to do so.
- Allowed one run over 8.0 innings in his 4th win of the season, 2-1 vs. LAD (5/31). Allowed 4 hits, walked 3 and struck out 9 (106 pitches).
- Hurlled first career complete-game shutout in 7-0 win vs. PHI (6/10), striking out 11, walking one and allowing only four hits (107 pitches).
- Hurlled N.L.-leading 2nd shutout of the season, a 2-0 win at SD on Labor Day (9/4). Allowed 3 singles and 3 walks while fanning 10 in 109 pitches (76 strikes)...did not permit a baserunner to reach 2nd.
- Allowed career-high-tying 7 runs in 5.1 IP in 8-2 loss at CHI (9/15). Exited with bases loaded and STL trailing 4-2 during a 7-run Cubs rally.
- Became the 22nd Cardinal in history to win a start on his birthday (9/21) in a 8-5 win at CIN. Scattered 9 hits for 4 runs in 6.1 IP with 6 strikeouts.

## 2016

- Ranked T5th in the N.L. in wins (16), T6th in quality starts (20), 9th in ERA (3.04), 10th in innings pitched and 12th in average against (.233).
- Ranked 2nd among Major League pitchers with 33 double plays induced (Martin Perez, TEX, 36) and a 1.52 GDP/9 IP. Finished one GIDP shy of the franchise record set by John Denny (34) in 1978.
- Finished 2nd in the N.L. with a 57.7 ground ball percentage, trailing teammate Jaime Garcia (57.9).
- Allowed only 15 home runs (4 HR vs. RHB in 334 AB) and ranked 4th among N.L. pitchers in HR/9 IP (0.69).
- Led the Cardinals with 14 starts of 7.0 innings or more (10-1, 1.67 ERA).
- Paced MLB pitchers with 25 putouts (Mike Leake was 2nd with 24).



- Ranked 9th among N.L. pitchers with a .207 opponent batting average vs. right-handed batters, while pacing the circuit in opponent slugging (.269) vs. right-handed batters. His .269 mark was the 6th-lowest mark in Cardinals single-season history.
- Led MLB pitchers with an 0.67 ERA (27.0 IP/2 ER) in Interleague games (four starts). His 0.67 ERA was the 6th-lowest single-season mark since Interleague play began.
- Allowed three runs or fewer in 24 starts, T7th-most in the National League.
- Limited the opposition to a .157 average (17-108) in the 1st inning of starts.
- Led the Cardinals staff with 174 strikeouts (13th in the N.L.) and 8.02 K/9.0 IP (14th N.L.)
- The Cardinals were 17-14 in his starts, including winning 10 of his final 15 outings to end the season.
- Ranked T4th among N.L. pitchers with a career-high 11 hit batsmen.
- Finished 5th among Major League pitchers with career-high 14 hits, 4th in average (.237) and T7th in RBI (6).
- Pitched at least 8.0 innings on four occasions, T7th among N.L. pitchers.
- Yielded one run or fewer in 13 outings, including five scoreless starts.
- Pitched extremely well on the road, boasting a 9-2 record in 15 starts (95.1 IP). Ranked 4th in the N.L. in road ERA (2.45) and win pct (.818) and T4th in wins (9).
- Had most success against the N.L. Central, going 8-5, 2.85 ERA (94.2 IP) in 15 starts. Was 3-0, 1.38 ERA and league-leading 33 strikeouts against Milwaukee (4 GS).
- Began season 4-0, becoming one of six MLB pitchers to win first four starts (Arrieta, Sale, Porcello, Zimmerman, Latos). His 1.93 ERA in four April starts was 7th-lowest in the N.L.
- Lost a career-high five straight starts from 5/1-5/25, logging a 6.84 ERA over 25.0 innings (19 ER), receiving just six runs of support while on the mound during those starts.
- Struck out 8 over 8.0 scoreless innings in 5/30 start, a 6-0 win at Milwaukee. It ended a career-high 5-game losing streak. Yielded 5 singles & induced season-best 3 double plays as no Brewer made it past 2nd base.
- Rebounded in June, going 2-0 with a 1.31 ERA (34.1 IP/5 ER) in five starts. Led N.L. pitchers in ERA, 2nd in the Majors to Tigers' Michael Fulmer (0.61).
- Hurled a career-high 8.1 frames in start at PIT (6/11), scattering six hits for one run (sacrifice fly) while fanning five, throwing a career high 122 pitches.
- Matched career high with 11 strikeouts in his 8-1 win over MIL on 7/9, his final start before the All-Star Break. Allowed one run in 5.0 innings, snapping a streak of seven quality starts. The Cardinals had lost his previous four starts (6/18-7/4) despite a 1.33 ERA (27.0 IP) over that span.
- Allowed 2 runs or fewer in eight of his final nine starts to end the season (6-2, 2.33 ERA, 58.0 IP, 62 K). Over that span (8/17-season's end), ranked T2nd in strikeouts (62) among N.L. pitchers, T3rd in wins, 3rd in ERA and innings, and 7th in strikeouts and OPP AVG (.236, 51-216). St. Louis was 7-2 in his last nine starts (both losses to Chicago).

- Struck out a career-high 13 over 6.0 IP in start at MIL on 8/29, a no-decision the Cards rallied to win 6-5. The 13 strikeouts tied Jaime Garcia for most by a Cardinals pitcher in 2016 and surpassed his career-best 11 earlier in the season (also Milwaukee).
- Became the 8th pitcher in franchise history to throw only 5.0 innings and earn a win at Coors Field (9/19), joining Joe Kelly, Jake Westbrook, Todd Wellemeyer, Larry Luebbers, Kent Mercker, Manny Aybar, and Mike Morgan.

## 2015

- Opened the season on the Major League roster for a second-straight season and was part of the team's starting core, making 29 starts (31 games).
- Voted in by fans to the National League All-Star team as part of the Final Vote contest, his first All-Star selection, but did not appear in the game.
- Had his season end a week early when he had to leave the game on 9/25 vs. Milwaukee with right shoulder tightness after seven pitches and two batters...missed the rest of the season and postseason with a right shoulder strain.
- Among National League leaders, ranked 10th with his 3.01 ERA, T7th with 14 wins and T6th with a .667 winning pct.
- Led Cardinals pitchers with 184 strikeouts (13th NL) and 9.22 K's/9 IP (10th NL).
- Recorded 20 quality starts (T14th in the N.L.)...posted 11 straight from 5/20-7/25, 3rd to Jake Arrieta (20) and teammate John Lackey (12) for the longest streak during the 2015 season.
- The Cardinals were 22-7 in his 29 starts, winning the first five, losing two, then winning 17 of his final 22.
- Ranked 5th in the N.L. with a 55.1% ground ball percentage and was T12th in the N.L. with a then career-best 19 double plays (0.95 GDP/9 IP, 11th NL).
- Paced all N.L. pitchers with a 28.6% stolen base rate, allowing just 2 steals in 7 attempts.
- Went 4-2 with a 2.41 ERA (9th NL) in 10 day games (9 starts) and 10-5, 3.30 ERA in 21 games (20 starts) at night.
- Ranked 2nd among N.L. pitchers with .181 (29-160) opponent batting average with runners in scoring position.
- Joined Shelby Miller (101 in 2013) on 6/28 as the only Cardinals pitchers age 23 or younger to have recorded 100 or more strikeouts in the team's first 75 games when he fanned Chris Coghlan of the Chicago Cubs.
- Recorded a 2.55 ERA (144.2 IP/41 ER) from 5/15 to the end of the season, the 6th-lowest among MLB pitchers.
- Threw 15.8 pitches/inning, 15th most among N.L. qualifying pitchers (teammates Lance Lynn ranked 1st, 17.4 & Michael Wacha was 10th, 16.2).
- Made two relief appearances: Opening Day, 4/5 at CHI, where he earned a Hold with a scoreless 1.0 IP and 7/19 vs. NYM when he pitched 4.0 innings (innings 5-8) and took the 3-1 loss in his longest career relief app. (2R, 1ER).
- Blanked the Dodgers for 7.0 IP, allowing just one hit with 8 strikeouts, in an emotional 3-1 win on 5/31 at Busch Stadium as the team remembered the late Oscar Taveras on the one-year anniversary of his MLB debut.



- Was unscored upon in three starts and went 22.1 scoreless innings between his starts 5/20 (6.1 IP, 9-0 combined shutout at NYM), 5/25 vs. ARI (7.0 IP, 3-2 10 inning win), 5/31 vs. LAD (7.0 IP, 3-1 win) and first inning of 6/5 game at LAD (7.0 IP, 2-1 win).
- Struck out a then career high 11 in his 7.0 innings at Dodger Stadium (6/5).
- Threw just 84 pitches in 4-1 win vs. Chicago on ESPN Sunday Night Baseball (6/28) while enduring two rain delays totaling 2:29; allowed only 2 hits in 6.0 innings and struck out six.
- Faced off against former teammate Shelby Miller vs. ATL (7/25) and earned the win in a 1-0 game lasting just 2:13; pitched 8.0 innings allowing 6 hits, 1 walk and 6 strikeouts in the shutout - St. Louis had just 2 hits, but a single, walk, fly-out and sac fly in the 8th pushed a run across for the win.

**2014**

- Opened the season on the Major League roster for the first time and appeared in 57 games (seven starts).
- Was 0-3 with a 3.79 ERA in 50 relief appearances (57.0 IP), and 2-1 with a 4.45 ERA in seven starts (32.1 IP).
- Inherited 26 runners and allowed only three to score (11.5% IRS).
- Transitioned to the rotation to take the the spot of Adam Wainwright (right elbow tendonitis) and made first start of the season (second career) (6/16) vs. NYM...Did not get a decision, allowing the Mets just two hits over 4.0 innings, and one unearned run in St. Louis' 6-2 win.
- Earned his first Major League win as a starting pitcher (3rd career), pitching a career high of 5.0 innings with five strikeouts while allowing three runs in a 5-3 win vs. Philadelphia (6/22) at Busch Stadium.
- Had two singles in his start at LAD (6/27) in St. Louis' 3-1 win, a game in which he collected the most hits.
- Tallied his first Major League RBI with a two-run single to left at SF (7/3), scoring Mark Ellis and Jon Jay.
- Optioned to Memphis (AAA) from 7/31-8/17, where he made two starts (10.1 IP).
- Recalled (8/17) and made 14 straight scoreless appearances from 8/22-9/23) before allowing a run at CHI (9/24), spanning 16.1 innings.
- Earned his only save of the season in the final game of the regular season at Arizona (9/28) in St. Louis' 1-0 win.

**2014 POSTSEASON:** Made four relief appearances, recording a 2.25 ERA over 4.0 innings...had scoreless outings in three of his four games...earned a Hold in Game 1 of the National League Division Series at Los Angeles, allowing one run in 1.1 innings, his only appearance in the Division Series and his longest outing of the postseason...appeared in three of five National League Championship Series games vs. San Francisco and did not allow a run (2.2 IP).

**2013**

- Pitched at three levels in 2013; Springfield (AA), Memphis (AAA) and St. Louis (MLB), beginning the season at Springfield.

- Had his contract purchased from Springfield (5/3/13) and made his Major League debut that night with a scoreless inning at Milwaukee.
- Struck out Brewers' Carlos Gomez (swinging) for his career MLB strikeout in 10-1 win at Miller Park (5/5).
- Made 21 appearances (one start) with the Cardinals and was recalled five times throughout the season.
- His one start was vs. LAD (8/8), taking the loss in 4.2 innings, allowing four runs - three on his final batter, a 3-run home run to A.J. Ellis- his only HR allowed in the Majors (28.1 IP).
- His first MLB win came vs. CIN (8/26) with 2.0 innings pitched, backed by Allen Craig's 7th inning grand slam.
- Earned two wins, both in relief vs. CIN (8/26 & 9/4) in back-to-back appearances.
- Recorded his first professional save, working a scoreless 10th inning at MIL (9/20).
- Was 5-3, 2.51 ERA in 13 starts (68.0 IP) with Memphis and 1-0 with a 2.31 ERA in three starts (11.1 IP) at Springfield.
- Struck out a season-high nine batters in a no decision at New Orleans on 8/29 in an important division race game for Memphis, tossing 7.0 innings allowing one run...
- Limited opposing right-handed batters to a .168 average (19-113) at Memphis.
- Named Cardinals organization Minor League Pitcher of the Month for June, posting a 2-2 record with a 2.20 ERA (32.2 IP) and 30 strikeouts covering six starts.
- Rated as the No. 2 prospect in the Cardinals organization (No. 31 overall) by *Baseball America*, as well as having the "Best Fastball" and "Best Slider" in their "Best Tools" survey.
- Recognized as the No. 7 prospect in the Pacific Coast League by *Baseball America* following the season.
- Pitched for Aguilas in the Dominican Winter League following the season.

**2013 POSTSEASON:** Tied Julian Tavarez (CLE, 1995) for most postseason appearances by a rookie (12)...was 0-1 with a 3.55 ERA and five Holds...his five postseason Holds were the most by a rookie pitcher since Holds were regularly kept as a stat...tied Jason Motte (2011) and Octavio Dotel (2011) for most appearances during the World Series in Cardinals franchise history...picked off Nick Punto in Game 4 of the National League Championship Series vs. Los Angeles Dodgers, a critical play in the 7th inning to end Dodgers rally...made two appearances of 2.0 innings, both were Holds coming in wins in Game 4 of NLCS at LAD and Game 2 of the World Series at Boston...was unscored upon in four NLCS appearances, earning two Holds, and allowing only two baserunners on a double and a walk...pitched in five of six World Series games.

**MINOR LEAGUE HIGHLIGHTS**

- Struck out nearly one of every four batters (24.7%) during the minor league portion of his career (2011-14), fanning 347 of 1,403 batters.
- Limited opponents to three earned runs or fewer in 61 of his 69 career minor league starts.
- Rated as having the "Best Curveball" in the Cardinals organization by *Baseball America* following the 2011 and 2012 seasons.

- Rated as having the “Best Fastball” in his league by *Baseball America* in 2011 (Florida State and Midwest) and 2012 (Texas).
- In 2012, made 22 combined appearances (21 starts) between High-A Palm Beach and Texas League-champion Springfield (AA).
- Held opponents to three earned runs or less in 20 of 21 starts (nine quality).
- Ranked third among Cardinals minor leaguers in ERA (2.93) and ERA and opponent batting average (.236).
- Was 1-0 with a 4.91 ERA in two postseason starts.
- Hurled 7.0 scoreless innings with seven strikeouts in Game 1 of the Texas League Championship vs. Frisco (9/11).
- Named the No. 3 prospect in the Cardinals organization (No. 38 overall) by *Baseball America* following the 2012 season.
- Following the 2012 season, recognized as Texas League’s No. 6 prospect and as having the “Best Fastball” by *Baseball America*.
- In 2011, started for Quad Cities (A) vs. Kane County in a game played at Busch Stadium in St. Louis (5/26/11), and allowed one run over 5.0 innings in a 3-2 loss.
- Named to World Team roster for the 2011 All-Star Futures Game at Arizona’s Chase Field...struck out one during a perfect inning.
- Named the No. 2 prospect in the Cardinals organization (No. 27 overall) by *Baseball America* following the 2011 season.
- Following the 2011 season, recognized as the “Best Pitching Prospect” in the Midwest League by *Baseball America*. Also named the Florida State League’s No. 6 prospect by the same publication.
- Named a 2010 Dominican Summer League Mid-Season All-Star.
- Led the Dominican Summer League with an 0.76 ERA (5 ER/59.0 IP), and was tops in lowest opponent BA (.144), strikeouts/9 IP (11.9) and WHIP (T1st, 0.71).
- Led all Cardinals minor league pitchers in ERA, opponent batting average and WHIP, while ranking in the Top 10 in strikeouts/9 IP (2nd, 11.89), strikeout-to-walk ratio (3rd, 5.57) and toughest to homer off (4th, 228-1).
- Recognized as the No. 3 prospect in the Cardinals organization by *Baseball America*.

## BACKGROUND / PERSONAL

- Previously known as Carlos Matias prior to 2011 season.
- Pitched for Auguilas in Dominican Winter League in 2014.
- Switched from uniform No. 44 to No. 18 prior to the 2015 season as tribute to his teammate and friend Oscar Taveras who was killed in an automobile accident in October of 2014.
- Married to Laura Rivas and has two children, Kevin and Kenny.
- Founded Tsunami Waves Foundation in 2015, a non-profit organization in which proceeds benefit underprivileged children in need in the St. Louis, Missouri and Dominican Republic communities.
- Signed a five-year contract through 2021 with club options for 2022 & 2023 on February 2, 2017.
- Resides in Puerto Plata, Dominican Republic.







# JEREMY MARTINEZ

# 95

HEIGHT	WEIGHT	BATS/THROWS	BIRTH DATE	ML SERVICE
5-11	210	R/R	12/29/94	0.000

**FULL NAME:** Jeremy Joseph Martinez  
**BORN:** Fountain Valley, California  
**OPENING DAY AGE:** 23  
**BECAME CARDINAL:** Selected in the fourth round (136th overall) of the June, 2016 First-Year Player Draft  
**CONTRACT STATUS:** Signed through 2018

**CATCHER (NON-ROSTER)**



## COMPLETE RECORD

Year Team	AVG	G	AB	R	H	2B	3B	HR	RBI	SH	SF	HBP	BB	IBB	SO	SB	CS	GDP	SLG	OBP	E
2016 State College	.325	57	194	28	63	14	2	1	32	1	5	3	32	0	16	1	1	3	.433	.419	8
2017 Palm Beach	.189	60	201	16	38	3	0	0	15	3	2	3	21	0	26	1	0	8	.204	.273	2
Springfield	.000	1	2	0	0	0	0	0	0	0	0	0	1	0	0	0	0	0	.000	.333	1
Memphis	.333	1	3	4	1	0	0	0	0	0	0	0	2	0	0	0	0	0	.333	.600	0
<b>MINOR TOTALS</b>	<b>.255</b>	<b>119</b>	<b>400</b>	<b>48</b>	<b>102</b>	<b>17</b>	<b>2</b>	<b>1</b>	<b>47</b>	<b>4</b>	<b>7</b>	<b>6</b>	<b>56</b>	<b>0</b>	<b>42</b>	<b>2</b>	<b>1</b>	<b>11</b>	<b>.315</b>	<b>.350</b>	<b>11</b>

\* Led League

## CAREER TRANSACTIONS

- Selected by Chicago Cubs in the 37th round (1,098th overall) of the June, 2013 First-Year Player Draft, but did not sign.
- Selected by St. Louis Cardinals in the fourth round (136th overall) of the June, 2016 First-Year Player Draft.

## CAREER NOTES

- Was drafted in 2016, playing in short-season State College (A) and advanced to be the starting catcher for Memphis (AAA) in the 2017 Pacific Coast League playoffs.
- Has thrown out 44.4% (40 CS-90 SB ATT) of attempted base stealers in his minor league career.
- Converted from first base to catcher after his sophomore season at USC.

## 2017

- Began the season at Palm Beach (A), but advanced to Memphis (AAA) by the end of the season and was part of the Redbirds Pacific Coast League playoff roster.
- Played 60 games at Palm Beach starting 56 at catcher and started one game each in Springfield (AA) and Memphis.
- Threw out 43.3% (23 CS-53 SB ATT) of attempted base stealers during the season.
- Started seven Pacific Coast League playoff games at catcher for Memphis, batting .286 (8-28) with two walks and an RBI.

## 2016

- Selected to the New York-Penn League All-Star Game. Was named as starting catcher for the South All-Stars and was 1-for-2 with a run scored in the game.
- Led the New York-Penn League in on-base percentage (.419) and was the Toughest to Strike Out (14.69 PA/K).
- Ranked 2nd in the NY-Penn League in batting (.325) and also in the Top 10 in walks (32, T5th), slugging percentage (.433, 6th) and on-base + slugging (.852).
- Led all NY-Penn League catchers with a 45.9% caught stealing percentage (17 CS-37 SB ATT).
- Started 48 games at catcher, the most in the NY-Penn League and committed eight errors, tied for the league lead among catchers.
- Reached base safely in his first 21 straight home games (.447 OBP) from June 18-July 24.
- Hit his first professional home run at Vermont (8/7), at the designated hitter, a three-run shot off Xavier Altamirano.
- Collected an RBI in four straight games (7/21-24).

- Batted .356 vs. LHP (21-59) and .311 vs. RHP (42-135).
- Batted .380 (19-50) with runners in scoring position.
- Played in five games during the NY-Penn League playoffs helping the Spikes to a League Championship and ranked 5th in batting (.333), T2nd in hits (6) and had two RBI

### BACKGROUND / PERSONAL

- Played college baseball at the University of Southern California where he moved from first base to catcher after his sophomore season.
- Started playing catcher his junior year and threw out 44.4 percent of attempted base stealers (24 CS/54 SB ATT).
- Was one of 15 semi-finalists for the Johnny Bench Award.
- Posted a career batting average of .324 with 202 hits and 116 RBI at USC, striking out only 43 times over 624 career collegiate at-bats with the Trojans and ranked 8th in NCAA Division 1 his junior year in Toughest to Strikeout (12 K/213 AB).
- Played high school baseball at Mater Dei (Calif.) High School where he was a four-year letterwinner and three-time All-CIF (California Interscholastic Federation) Division 1 selection (2011-13). Helped lead school to a 2010 CIF Championship as a freshman and NHSI titles in 2012 and 2013.
- Was one of two juniors selected as a member of the 2011 Team USA U18 National Team, which also included current Cardinals teammate Carson Kelly and current MLB players Addison Russell, Albert Almora, Jr., Alex Bregman, David Dahl, Chase DeJong, Carson Fulmer, Joey Gallo and Jesse Winker.

### AWARDS & HONORS

**Pacific Coast League Championship**  
2017: Memphis (AAA)

**New York-Penn League Championship**  
2016: State College (A)

**New York-Penn League Mid-Season All-Star**  
2016: State College (A)

**Baseball America Short-Season All-Star**  
2016: State College (A)

**PanAmerican Games Gold Medalist**  
2011: Team USA 18-Under

**CIF High School State Championship - Div. 1**  
2010: Mater Dei High School

- Was a Rawlings First Team All-American his senior year (2013).
- Perfect Game All-American and National Junior Player of the Year as a junior in 2012.
- Resides in Playa Vista, California.



Hall of Famer Bob Gibson before 2013 Cardinals Opening Day at Busch Stadium, April 8, 2013.



# JOSÉ MARTÍNEZ

# 38

HEIGHT	WEIGHT	BATS/THROWS	BIRTH DATE	ML SERVICE
6-7	230	R/R	7/25/88	1.027

**FULL NAME:** José Alberto Martínez  
**BORN:** La Guiara, Venezuela  
**OPENING DAY AGE:** 29 (Turns 30 on July 25)  
**BECAME CARDINAL:** Acquired from the Kansas City Royals in exchange for cash considerations, May 24, 2016  
**CONTRACT STATUS:** Signed through 2018  
**MLB DEBUT:** September 6, 2016 at Pittsburgh

**1ST BASE/OUTFIELDER**

## COMPLETE RECORD

Year	Team	AVG	G	AB	R	H	2B	3B	HR	RBI	SH	SF	HBP	BB	IBB	SO	SB	CS	GDP	SLG	OBP	E	
2006	VSL Bal/CWS	.278	54	158	26	44	8	0	4	30	1	3	4	25	1	29	5	4	3	.405	.384	3	
2007	Bristol	.282	65	245	34	69	11	3	7	37	2	2	4	22	0	53	12	2	2	.437	.348	4	
2008	Kannapolis	.306	39	144	19	44	5	0	2	18	0	0	0	12	0	26	7	5	7	.382	.359	3	
2009		INJURED - DID NOT PLAY																					
2010	Bristol	.409	6	22	5	9	1	0	1	5	0	0	0	2	0	3	1	0	0	.591	.458	2	
	Winston-Salem	.242	61	236	28	57	8	1	5	24	3	3	2	17	0	42	4	1	10	.347	.295	0	
2011	Winston-Salem	.314	80	315	45	99	13	3	5	29	2	1	2	13	1	44	2	3	11	.422	.344	7	
	Birmingham	.295	53	200	19	59	13	1	1	16	2	2	1	15	0	25	5	2	10	.385	.344	7	
2012	Birmingham	.248	114	436	54	108	15	1	5	42	2	1	2	41	0	87	6	3	9	.321	.315	5	
2013	Mississippi	.285	123	431	46	123	19	0	6	39	4	2	1	37	1	63	6	9	12	.371	.342	4	
2014	Rockford	.337	28	104	17	35	6	0	3	14	0	2	0	10	-	12	6	1	-	.481	.388	1	
	Lynchburg	.319	66	257	32	82	14	3	4	34	0	5	0	26	0	37	5	1	4	.444	.375	3	
2015	AZL Royals	.333	4	15	2	5	2	0	0	2	0	1	0	1	0	0	0	1	0	.467	.353	0	
	Omaha	*.384	98	341	57	131	25	3	10	60	1	3	3	48	1	55	8	2	8	.563	*.461	4	
2016	Omaha	.298	37	141	18	42	10	0	3	18	0	4	1	14	0	24	2	0	5	.433	.356	2	
	Memphis	.269	87	301	34	81	18	1	8	42	1	1	1	25	3	50	9	1	14	.415	.326	5	
	ST. LOUIS	.438	12	16	4	7	1	0	0	1	0	0	0	2	0	1	0	0	0	.500	.500	0	
2017	Palm Beach#	.333	3	12	4	4	2	0	1	4	0	0	0	2	0	1	1	0	1	.750	.429	1	
	ST. LOUIS	.309	106	272	47	84	13	1	14	46	1	2	0	32	2	60	4	0	9	.518	.379	3	
<b>INDEPEN. TOTALS</b>		<b>.337</b>	<b>28</b>	<b>104</b>	<b>17</b>	<b>35</b>	<b>6</b>	<b>0</b>	<b>3</b>	<b>14</b>	<b>0</b>	<b>2</b>	<b>0</b>	<b>10</b>	<b>-</b>	<b>12</b>	<b>6</b>	<b>1</b>	<b>-</b>	<b>.481</b>	<b>.388</b>	<b>1</b>	
<b>MINOR TOTALS</b>		<b>.294</b>	<b>890</b>	<b>3254</b>	<b>423</b>	<b>957</b>	<b>164</b>	<b>16</b>	<b>62</b>	<b>400</b>	<b>18</b>	<b>28</b>	<b>21</b>	<b>300</b>	<b>7</b>	<b>539</b>	<b>73</b>	<b>34</b>	<b>96</b>	<b>.411</b>	<b>.355</b>	<b>51</b>	
<b>MAJOR TOTALS</b>		<b>.316</b>	<b>118</b>	<b>288</b>	<b>51</b>	<b>91</b>	<b>14</b>	<b>1</b>	<b>14</b>	<b>47</b>	<b>1</b>	<b>2</b>	<b>0</b>	<b>34</b>	<b>2</b>	<b>61</b>	<b>4</b>	<b>0</b>	<b>9</b>	<b>.517</b>	<b>.386</b>	<b>3</b>	

\* Led League

# Injury Rehabilitation Assignment

**Note:** Major League Uniform Numbers Worn: 58 (2016-17).

## REGULAR SEASON FIELDING RECORD

Position	PCT	G	PO	A	E	TC	DP
First Base	.992	34	236	16	2	254	28
Outfield	.982	44	56	0	1	57	0



### 2017 SEASON HIGHS

**Most Hits:** 3, twice. Last: 9/5 at San Diego.  
**Most Runs:** 3, 9/5 at San Diego.  
**Most 2Bs:** 2, twice. Last: 9/3 at San Francisco.  
**Most HRs:** 2, twice. Last: 9/5 at San Diego.  
**Most RBI:** 4, 8/6 at Cincinnati.  
**Most BBs:** 2, four times. Last: 9/30 vs. Milwaukee.  
**Most SBs:** 1, four times. Last: 9/22 at Pittsburgh.  
**Longest Hitting Streak:** 10 games, 8/30-9/8.

### CAREER HIGHS

**Most Hits:** 3, twice. Last: 9/5/17 at San Diego.  
**Most Runs:** 3, 9/5/17 at San Diego.  
**Most 2Bs:** 2, twice. Last: 9/3/17 at San Francisco.  
**Most HRs:** 2, twice. Last: 9/5/17 at San Diego.  
**Most RBI:** 4, 8/6/17 at Cincinnati.  
**Most BBs:** 2, four times. Last: 9/30/17 vs. Milwaukee.  
**Most SBs:** 1, four times. Last: 9/22/17 at Pittsburgh.  
**Longest Hitting Streak:** 10 games, 8/30-9/8/17.  
**Pinch-Hit HRs:** 2. Last: 7/24/17 vs. Colorado (Rusin)  
**Grand Slams:** 1. Last: 8/6/17 at Cincinnati (Bailey)  
**Multi-HR Games:** 4. Last: 9/5/17 at San Diego (Wood/Baumann)

### CAREER TRANSACTIONS

- Signed by the Chicago White Sox as a non-drafted free agent, February 16, 2006.
- Signed by the Atlanta Braves as a minor league free agent, November 13, 2012.
- Signed by the Rockford Aviators of the Independent Frontier League, April, 2014.
- Signed by the Atlanta Braves as a minor league free agent, June 20, 2014.
- Signed by the Kansas City Royals as a minor league free agent, January 28, 2015.
- Acquired by the St. Louis Cardinals from the Kansas City Royals in exchange for cash considerations, May 25, 2016.
- On St. Louis disabled list (left groin injury) May 7-28, 2017; included injury rehabilitation assignment to Palm Beach (A).

### CAREER NOTES

- Played in 887 career affiliated minor league games in the White Sox, Braves, Royals and Cardinals organizations before making his Major League debut for St. Louis in 2016.
- His 887 games played were the most before making a Major League debut for the Cardinals, since Rico Washington made his MLB debut with St. Louis on April 1, 2008 (1,134 games).
- Hit his first Major League home run off the same team (Blue Jays) as his late father, Carlos Martinez.
- Recognized as a 2015 Baseball America Triple-A All-Star at Designated Hitter with Omaha (AAA).
- Hit .384 to win the 2015 Pacific Coast League batting title with Omaha. His average set a modern era PCL record and was the circuit's highest since Gene Woodling batted .385 in 1948 for the San Francisco Seals (AAA). His .461 on-base percentage was tied for the 12th-highest in the league's modern era.
- Became the first player to return to professional baseball after undergoing a meniscus transplant (2009). Suffered a major knee injury in 2008 and missed parts of the next three seasons.
- Selected to two minor league Mid-Season All-Star teams (2011 Carolina League & 2013 Southern League).
- Rated as having the "Best Outfield Arm" in the White Sox system after the 2007, 2010-12 seasons by *Baseball America*.
- Played seven seasons in the Venezuelan Winter League (Tiburones de La Guaira, 2006-07, 2011-15).
- Posted the highest single-season pinch-hit batting average (since 1974) in Cardinals history at .462 (12-26) in 2017, including two pinch-hit home runs.

### AWARDS & HONORS

#### National League Rookie of the Month

2017: St. Louis - September

#### Caribbean Series Most Valuable Player

2016: Venezuela

#### Texas League Mid-Season All-Star

2016: Springfield (AA)

#### MiLB.com Organization All-Star

2015: Kansas City Royals

#### Baseball America Triple-A All-Star

2015: Omaha (AAA)

#### Pacific Coast League Player of the Week

2015: Omaha (AAA) - August 18-24

#### Southern League Mid-Season All-Star

2013: Mississippi (AA)

#### Carolina League Mid-Season All-Star

2011: Winston-Salem (A)

**2017**

- Played his first full season in the Major Leagues.
- Ranked among National League rookies in home runs (14, 8th), RBI (46, T10th), runs scored (47, 8th) and walks (32, 8th).
- Batted .309, leading all MLB rookies with 300 or more plate appearances.
- Named National League Rookie of the Month for September batting .345 (29-84) with 4 HR and 18 RBI.
- Reached base safely in 27 straight games to end the regular season, a team high and the longest streak by a Cardinals rookie since Albert Pujols reached safely in 48 straight in 2001.
- Hit a career-high 14 home runs, at any level in his career, with St. Louis. Had 15 home runs total including one on rehab with Palm Beach (A).
- Led MLB and posted the highest single-season pinch-hit batting average (since 1974) in Cardinals history at .462 (12-26) and T6th in the National League with two PH home runs.
- Hit pinch-hit home runs at PHI (6/21) off Joaquin Benoit and vs. COL (7/24) off Chris Rusin.
- Of his 14 home runs, seven tied the game or gave the Cardinals the lead.
- Had a career-high 10-game hit streak from 8/30-9/8, batting .484 (15-31, 3 HR, 8 RBI) during the stretch.
- Recorded 2 RBI in consecutive games for the first time in his career (9/29-30).
- Tallied a pinch-hit single in the 6th inning off Aaron Wilkerson to break up a perfect game on the final day of the regular season vs. MIL (10/1).
- Batted .500 (4-8) with the bases loaded including his first career grand slam at CIN (8/6) off Homer Bailey during a season-high nine-run 4th inning of a 13-4 win. Was his first professional grand slam since 2007 with Bristol in the Appalachian League.
- Belted two home runs in a game vs. MIL (6/13-Game 1) with a pair of solo blasts off Brent Suter (5th inning) and Neftali Feliz (8th inning). Was his first multi-home run game since 2007 with Bristol.
- Hit two home runs in a game for the second time at SD (9/5) with a 1st inning shot off Travis Wood and a 7th inning shot off Buddy Baumann.
- Hit his first MLB home run vs. TOR (4/25) off Joe Biagini. His late father Carlos, also hit his first MLB home run against the Blue Jays (5/27/1989 w/CWS).

**2016**

- Made his Major League debut with St. Louis after spending the majority of the season between Omaha (AAA) and Memphis (AAA), combining to bat .278 (123-442) with 11 homers, 28 doubles and 60 RBI in 124 games between first base and outfield.
- Opened campaign in Omaha with a .298 average (42-141), three home runs, 18 RBI and .356 on-base pct. in 37 games.
- Designated for assignment by the Kansas City Royals

**CAREER MILESTONES****Major League Debut**

September 6, 2016 at Pittsburgh

**First Major League Hit**

September 8, 2016 vs. Milwaukee (8th inning, single, off Ben Rowen)

**First Major League Home Run**

April 25, 2017 vs. Toronto (7th inning, 2-run HR, off Joe Biagini)

(5/18); acquired by St. Louis from Kansas City in exchange for cash considerations and optioned to Memphis (5/24).

- Played 87 games in Memphis and batted .268 (81-301) with eight homers, 18 doubles and 42 RBI.
- Recalled with RHP Sam Tuivailala and RHP Mike Mayers as part of St. Louis' September call ups (9/6).
- After 887 affiliated minor league games, made his Major League debut in the seventh inning of St. Louis' 9-7 win at Pittsburgh on 9/6, grounding out to third base as a pinch hitter.
- Collected his first career Major League hit and RBI 9/8 vs. Milwaukee, recording an infield single off right-hander Ben Rowen to score Greg Garcia.
- Went 4-for-6 as a pinch hitter, logging a double and three singles; recorded a hit in his final four pinch at-bats.
- Six of his seven hits came off left-handed pitchers (.500, 6-12).
- Appeared defensively in four games in left field (two starts) and one contest at first base.
- Logged a five-game hitting streak (5-7, .714) from 9/19-26.

**2015**

- Signed a minor league contract with the Royals (1/19) and reported to Omaha (AAA).
- Won the PCL batting title (.384) with Omaha (AAA) while being named a Triple-A All-Star at Designated Hitter by Baseball America in his first Triple-A season.
- His .384 batting average set a modern era PCL record (surpassing Rick Short's .383 mark in 2005 for the New Orleans Zephyrs) and was also the circuit's highest since Gene Woodling batted .385 in 1948 for the San Francisco Seals (AAA).
- His .461 on-base percentage was tied for the 12th-highest in the Pacific Coast League's modern era.
- Led the league in on-base pct., OPS (1.024) and had the third-best slugging pct. (.563).
- Collected 131 hits in 341 at-bats (396 plate appearances), playing primarily as a first baseman and outfielder.
- Set career highs with 10 home runs, 25 doubles and 60 RBI in 98 games.
- Recorded 43 multiple-hit games, including four-hit efforts on three occurrences.



- Put together separate hitting streaks of 11, 14 and 14-games.
- Went hitless in just 23 of 98 games and failed to get a hit over a three-game stretch only once.
- Batted .412 (40-97) with runners in scoring position.
- Batted .388 (33-85) in May, .402 (35-87) in July and .382 (42-110) in August.
- Missed most of the month of June while on the seven-day disabled list; hit .333 (5-15) in four rehab games for the Arizona League Royals (R).
- Named PCL Player of the Week for the August 17-24 Period, batting .552 (16-29) with three doubles, three homers and nine runs scored.
- Played for Tiburones de La Guaira in the Venezuelan Winter League following the season, batting .317 with 17 doubles, four triples and three homers in 60 games.
- Added to the Royals 40-man roster on 11/6.
- Named an All-Star left fielder and Most Valuable Player in the 2016 Caribbean Series in Santo Domingo, Dominican Republic.

## 2014

- Opened year playing 28 games with the Rockford Aviators of the independent Frontier League, hitting .337 (35-104) with three home runs and 14 RBI. Led the Aviators in batting (.337), stolen bases (6) and slugging percentage (.481) at the time of signing with the Braves (6/20).
- Assigned to Lynchburg (AA) and hit .319 (82-257) with four home runs and 34 RBI in final 66 games to end the season.
- Would have led the Carolina League in average at the conclusion of the season, but did not qualify.

## 2013

- Named a Southern League Mid-Season All Star with Mississippi (AA) in the Braves organization. Made a pinch-hit appearance for the South squad and was 0-for-2 in the game as a designated hitter.

## 2012

- Entered season ranked as having the "Best Outfield Arm" in the White Sox organization by *Baseball America*.

## 2011

- Batted .307 with six homers, 26 doubles, four triples, and 45 RBI in 133 games between Winston-Salem (A) and Birmingham (AA).
- Named a Carolina League All-Star and started in right field for the Carolina/California League All-Star Game. Went 1-for-2 and recorded two outfield assists, including throwing out Adam Eaton at third base.
- Had two current Cardinals teammates in that game with Preston Guilmet for the Carolina League while playing against Jedd Gyorko of the California League.
- Finished 2nd in the White Sox minor league organization with 158 hits (Tyler Kuhn, 168) and 8th in average.
- Punished opposing left-handers batting .400 (44-110).

## CARDINALS SINGLE-SEASON PINCH-HIT BATTING AVERAGE (SINCE 1974)

Rank	Average	Season
1. <b>José Martínez</b>	<b>.462 (12-26)</b>	<b>2017</b>
2. So Taguchi	.406 (13-32)	2007
3. <b>Kolten Wong</b>	<b>.400 (8-20)</b>	<b>2016</b>
4. Roger Freed	.391 (9-23)	1977
5. Roger Freed	.379 (11-29)	1978

## 2010

- Became the first player to return to professional baseball after meniscus transplant.
- Combined to hit .256 (66-258) with six homers and 29 RBI in 67 games between Bristol (R) and Winston-Salem (A+).

## 2009

- Missed the entire season due to a right knee injury... had a meniscus transplant operation performed by Chicago White Sox team physicians Dr. Brian Cole & Dr. Charles Bush-Joseph.

## 2008

- Missed the majority of the season after suffering a serious knee right injury that resulted in the loss of his entire lateral meniscus.

## 2007

- Finished 5th in the Appalachian League in total bases (107).
- Smacked a pair of home runs at Burlington (7/11), his second career multi-HR game.
- Hit first professional grand slam off Robert Bono (7/3) at Greeneville.
- Rated as the No. 4 prospect in the White Sox organization and as possessing the "Best Outfield Arm" by *Baseball America*.
- Also rated as the No. 12 prospect in the Appalachian League by *Baseball America*.

## 2006

- Made his professional debut with the Orioles/White Sox in the Venezuelan Summer League, hitting .278 (44-158) with four homers and 30 RBI in 54 games.
- Hit a pair of home runs at VSL Astros (7/24) off David Martinez

## BACKGROUND / PERSONAL

- Son of former Major League infielder Carlos "Café" Martínez, who played parts of seven seasons with the White Sox (1988-90), Indians (1991-93) and Angels (1995)
- His father famously hit a fly ball while with the Indians that bounced off Jose Canseco's head for a home run.
- His brother, Teodoro Martínez, played in the Rangers (2009-14) and Yankees (2015) minor league organizations.
- Resides in La Guaira, Venezuela.



# MIKE MAYERS

# 59

(MY-ers)

HEIGHT	WEIGHT	BATS/THROWS	BIRTH DATE	ML SERVICE
6-3	225	R/R	12/6/91	0.038

**FULL NAME:** Michael Christopher Mayers

**BORN:** Grove City, Ohio

**OPENING DAY AGE:** 26

**BECAME CARDINAL:** Selected in the third round (93rd overall) of the June, 2013 First-Year Player Draft

**CONTRACT STATUS:** Signed through 2018

**MLB DEBUT:** July 24, 2016 vs. Los Angeles Dodgers

**PITCHER**



## COMPLETE RECORD

Year Team	W-L	ERA	G	GS	CG	GF	SHO	SV	IP	H	R	ER	HR	HBP	BB	IBB	SO	WP	BK	BA
2013 GCL Cardinals	1-0	1.50	5	3	0	0	0	0	12.0	6	4	2	1	0	6	1	13	1	1	.146
Peoria	0-3	3.70	5	5	0	0	0	0	24.1	29	10	10	2	1	5	0	14	2	0	.302
2014 Palm Beach	2-7	3.72	12	12	1	0	0	0	72.2	84	35	30	5	2	13	0	61	1	0	.294
Springfield	6-5	2.83	13	13	0	0	0	0	76.1	81	29	24	2	4	23	0	52	2	1	.277
Memphis	0-0	7.20	1	1	0	0	0	0	5.0	9	5	4	2	0	1	0	4	1	0	.409
2015 GCL Cardinals	1-0	1.29	2	2	0	0	0	0	7.0	6	1	1	0	0	0	0	7	0	0	.250
Springfield	1-4	6.56	10	10	1	0	1	0	46.2	53	39	34	8	5	21	0	36	7	1	.291
2016 Springfield	5-2	2.30	9	9	0	0	0	0	54.2	47	17	14	4	1	17	0	43	3	1	.229
Memphis	4-8	3.73	16	16	1	0	0	0	89.1	87	44	37	8	5	31	2	84	2	0	.256
ST. LOUIS	1-1	27.00	4	1	0	0	0	0	5.1	16	16	16	3	1	3	0	2	0	0	.533
2017 Memphis	5-6	3.28	31	15	0	3	0	0	109.2	117	44	40	12	4	32	1	97	1	0	.270
ST. LOUIS	0-0	11.57	3	0	0	1	0	0	4.2	8	8	6	2	0	4	1	3	0	0	.421
<b>MINOR TOTALS</b>	<b>25-35</b>	<b>3.54</b>	<b>104</b>	<b>86</b>	<b>3</b>	<b>3</b>	<b>1</b>	<b>0</b>	<b>497.2</b>	<b>519</b>	<b>228</b>	<b>196</b>	<b>44</b>	<b>22</b>	<b>149</b>	<b>4</b>	<b>411</b>	<b>20</b>	<b>4</b>	<b>.270</b>
<b>MAJOR TOTALS</b>	<b>1-1</b>	<b>19.80</b>	<b>7</b>	<b>1</b>	<b>0</b>	<b>1</b>	<b>0</b>	<b>0</b>	<b>10.0</b>	<b>24</b>	<b>24</b>	<b>22</b>	<b>5</b>	<b>1</b>	<b>7</b>	<b>1</b>	<b>5</b>	<b>0</b>	<b>0</b>	<b>.490</b>

**Note:** Major League Uniform Numbers Worn: 59 (2016-17).

## REGULAR SEASON FIELDING RECORD

Position	PCT	G	PO	A	E	TC	DP
Pitcher	1.000	7	1	0	0	1	0

### 2017 SEASON HIGHS

**Most IP:** 3.0, 7/2 vs. Washington.  
**Most Strikeouts:** 1, three times. Last: 8/18 at Pittsburgh.  
**Most Walks:** 3, 7/2 vs. Washington.  
**Most Runs Allowed:** 5, 8/18 at Pittsburgh.  
**Most Hits Allowed:** 4, 8/18 at Pittsburgh.  
**Most HRs Allowed:** 1, twice. Last: 8/18 at Pittsburgh.

### CAREER HIGHS

**Most IP (Starter):** 1.1, 7/24/16 vs. Los Angeles Dodgers.  
**Most IP (Relief):** 3.0, 7/2/17 vs. Washington.  
**Most Strikeouts (Starter):** 1, 7/24/16 vs. Los Angeles Dodgers.  
**Most Strikeouts (Relief):** 1, four times. Last: 8/18/17 at Pittsburgh.  
**Most Walks (Starter):** 2, 7/24/16 vs. Los Angeles Dodgers.  
**Most Walks (Relief):** 3, 7/2/17 vs. Washington.  
**Most Runs Allowed (Starter):** 9, 7/24/16 vs. Los Angeles Dodgers.  
**Most Runs Allowed (Relief):** 6, 9/8/16 vs. Milwaukee.  
**Most Hits Allowed (Starter):** 8, 7/24/16 vs. Los Angeles Dodgers.  
**Most Hits Allowed (Relief):** 5, 9/8/16 vs. Milwaukee.  
**Most HRs Allowed:** 2, 7/24/16 vs. Los Angeles Dodgers.  
**Last Start:** 7/24/16 vs. Los Angeles Dodgers.



## CAREER NOTES

- Converted into a relief pitcher 15 starts into 2017 after making 88 consecutive minor league starts from 2013-17.
- Made his Major League debut as a starting pitcher but has appeared in relief in the six MLB appearances since.
- Named a 2016 Texas League Mid-Season All-Star.

## 2017

- Spent the majority of the season with Memphis (AAA) but was recalled to St. Louis on three separate occasions (6/25-7/2, 7/26, 8/18-19).
- Made three MLB relief appearances (4.2 IP) striking out at least one batter in all three. Threw a season-high 3.0 IP 7/2 vs. WSH.
- Was 5-6 with a 3.71 ERA in 15 starts at Memphis covering 80.0 innings, while posting a 2.12 ERA in 16 relief appearances over 29.2 innings.
- Was converted from a starting pitcher to a reliever following the Triple-A All-Star Break after 15 starts.
- Posted career-highs with 109.2 innings and 97 strikeouts.
- Pitched a season-high 3.0 innings in relief twice: 7/27 vs. Salt Lake & 8/5 at Tacoma.
- Struck out a season-high 10 batters over 7.0 innings in a win vs. Omaha (6/3).
- Made five relief appearances during the Pacific Coast League playoffs. Recorded a win and two Holds in 10.0 scoreless innings, allowing six hits, three walks and striking out nine.

## 2016

- Appeared in four games for the Cardinals (one start), and earned a September call-up during his Major League debut season.
- Made his Major League debut vs. LAD (7/24) on ESPN Sunday Night Baseball. Allowed nine runs on eight hits over 1.1 innings in a 9-6 Cardinals loss. The nine runs were the most by a Cardinals pitcher in his MLB debut since Mike Busby (4/7/1996 at ATL). The six runs allowed in the 1st inning were the most by a Cardinals pitcher in his MLB debut since Bob Vines (9/3/1924 at PIT).
- Became the first Cardinals pitcher to make a start in his MLB debut since left-hander Tim Cooney (4/30/15 vs. PHI), and first pitcher to make a start for the Cardinals in 2016 who was not a part of the team's starting five from the Opening Day roster.
- Recalled to St. Louis (9/6) for a second time as rosters expanded. Made three relief outings (4.0 IP) and allowed seven runs over 4.0 IP.
- Earned a win in his second Major League appearance, tossing a scoreless inning of relief at PIT (9/6) in a game the Cardinals rallied to win 9-7 at PNC Park on three 9th inning home runs (M. Carpenter, R. Grichuk, J. Peralta).
- Combined to make 25 starts between Springfield (AA) and Memphis (AAA), going 9-10 with a 3.19 ERA in 144.0 innings with 127 strikeouts.
- Threw 6.0 or more innings in 12 outings (10 quality starts).

## AWARDS & HONORS

**Texas League Mid-Season All-Star**  
2016: Springfield (AA)

## CAREER MILESTONES

**Major League Debut**  
July 24, 2016 vs. Los Angeles Dodgers

**First Major League Start**  
July 24, 2016 vs. Los Angeles Dodgers

**First Major League Win**  
September 6, 2016 at Pittsburgh

**First Career Strikeout**  
July 24, 2016 vs. Los Angeles Dodgers  
(1st inning, Yasmani Grandal, swinging)

- Finished among Cardinals minor league leaders in wins (T2nd, 9), strikeouts (2nd, 127), innings pitched (4th, 144.0), starts (T5, 25), ERA (6th, 3.19) and average against (8th, .246).
- Began season in Springfield (AA), where he started out 5-2 with a 2.30 ERA (54.2 IP) and 43 strikeouts in nine outings. Selected to the Texas League All-Star North Squad, but did not pitch due to his promotion to Memphis (5/31).
- Threw 7.2 innings in his longest start of the season at Springfield 5/26 vs. Midland, fanning a career-high 10 batters on 100 pitches.
- Had his contract purchased on 7/24. At the time of his promotion, ranked among Cardinals minor league leaders in wins (T1st, 8), ERA (3rd, 2.62) and strikeouts (5th, 86).
- Threw a 6.0 inning complete game at New Orleans (8/8), allowing one unearned run on three hits in a 1-0 loss.
- Made one start for Memphis in the Pacific Coast League playoffs and took the loss vs. Omaha (9/6), allowing five runs over 4.0 innings.

## 2015

- Received an invitation to Major League Spring Training and made three appearances (1-0, 4.15 ERA).
- Split injury-shortened season between Springfield (AA) and the Gulf Coast (R) Cardinals, going a combined 2-4 with a 5.87 ERA (53.2 IP) and 43 strikeouts in 12 starts while recovering from two disabled list stints with right elbow strain injuries.
- Primarily pitched for Springfield in 10 starts, recording a 6.56 ERA (46.0 IP) and 36 strikeouts.
- Seventeen of his 34 runs were given up in the first inning of starts (15.83 ERA).
- Threw first professional complete game shutout at Arkansas, (9/2) allowing four hits over 9.0 innings.
- Made a pair of rehab starts with GCL Cardinals, going 1-0 with a 1.29 ERA (7.0 IP) and seven strikeouts.



**2014**

- Made a career-high 26 starts, registering a decision in 20 of them; hurled 6.0 innings or more in 20 of 26 starts.
- Ranked among Cardinals minor league leaders in starts (26, T2nd), innings pitched (154.0, 3rd), strikeouts (117, T4th) and earned run average (3.39, 6th).
- Struck out a career-best nine batters over 7.0 innings at Tampa (5/18) in a no decision.
- Induced 14 double plays (Springfield 7, Palm Beach 6, Memphis 1).

**2013**

- Made professional debut at GCL Mets (7/2), tossing 2.0 innings in relief for a win.
- Started all five games in Peoria and was 0-3, pitching 6.0 innings twice while registering quality starts.
- Struck out a season-high five batters vs. Burlington (8/23).

**BACKGROUND / PERSONAL**

- Graduated from Grove City (Ohio) High School where he played baseball and also lettered three years in basketball and two years in football.
- Played college baseball at the University of Mississippi where he was 12-9 with a 3.43 career ERA over three years. Made two appearances in the 2012 College Station Regional and was the winning pitcher in defeating Texas A&M (6/2/12).
- Resides in Naples, Florida.





# ALEX MEJIA

# 54

HEIGHT	WEIGHT	BATS/THROWS	BIRTH DATE	ML SERVICE
6-1	205	R/R	1/18/91	0.043

**FULL NAME:** Alejandro DeJesus Mejia

**BORN:** Sylmar, California

**OPENING DAY AGE:** 27

**BECAME CARDINAL:** Selected in the 4th round (150th overall) of the June, 2012 First-Year Player Draft

**CONTRACT STATUS:** Signed through 2018

**MLB DEBUT:** June 29, 2017 at Arizona

## INFIELDER



## COMPLETE RECORD

Year Team	AVG	G	AB	R	H	2B	3B	HR	RBI	SH	SF	HBP	BB	IBB	SO	SB	CS	GDP	SLG	OBP	E
2012 Batavia	.250	23	96	9	24	5	0	1	7	2	0	0	2	0	13	1	0	3	.333	.265	3
2013 Peoria	.281	40	153	26	43	9	2	1	13	4	1	2	9	0	29	2	1	2	.386	.327	7
Palm Beach	.207	81	295	26	61	14	0	0	24	10	4	4	13	0	39	6	3	12	.254	.247	15
2014 Palm Beach	.284	71	275	30	78	13	1	1	29	7	2	1	9	1	41	4	2	9	.349	.307	12
Springfield	.270	49	163	13	44	3	1	3	21	2	3	2	13	1	20	2	2	4	.356	.326	11
2015 Springfield	.270	34	115	12	31	5	1	2	12	3	1	2	11	1	19	1	1	1	.383	.341	4
Memphis	.275	59	167	26	46	7	1	3	17	2	2	1	15	1	25	3	0	6	.383	.335	4
2016 Memphis	.273	34	99	9	27	7	2	0	10	3	0	2	4	0	12	0	0	3	.384	.314	2
Springfield	.218	44	170	16	37	7	0	1	14	1	2	1	13	0	26	1	1	9	.276	.274	8
2017 Springfield	.251	63	227	24	57	17	0	3	24	2	3	3	16	1	36	1	1	7	.366	.305	9
Memphis	.335	55	206	25	69	15	0	4	33	1	1	2	14	0	30	1	1	4	.466	.381	1
ST. LOUIS	.109	29	46	6	5	0	0	1	3	1	0	0	2	0	13	0	0	2	.174	.146	1
<b>MINOR TOTALS</b>	<b>.263</b>	<b>553</b>	<b>1966</b>	<b>216</b>	<b>517</b>	<b>102</b>	<b>8</b>	<b>19</b>	<b>204</b>	<b>37</b>	<b>19</b>	<b>20</b>	<b>119</b>	<b>5</b>	<b>290</b>	<b>22</b>	<b>12</b>	<b>60</b>	<b>.352</b>	<b>.309</b>	<b>76</b>
<b>MAJOR TOTALS</b>	<b>.109</b>	<b>29</b>	<b>46</b>	<b>6</b>	<b>5</b>	<b>0</b>	<b>0</b>	<b>1</b>	<b>3</b>	<b>1</b>	<b>0</b>	<b>0</b>	<b>2</b>	<b>0</b>	<b>13</b>	<b>0</b>	<b>0</b>	<b>2</b>	<b>.174</b>	<b>.146</b>	<b>1</b>

**Note:** Major League Uniform Numbers Worn: 54 (2017-present)

## REGULAR SEASON FIELDING RECORD

Position	PCT	G	PO	A	E	TC	DP
Shortstop	1.000	7	6	12	0	18	6
Third Base	.950	13	4	15	1	20	4
Second Base	1.000	7	2	8	0	10	2
First Base	1.000	1	1	0	0	1	0

### 2017 SEASON & CAREER HIGHS

**Most Hits:** 2, 7/1/17 vs. Washington.

**Most Runs:** 1, six times. Last: 9/20/17 at Cincinnati.

**Most HRs:** 1, 7/1/17 vs. Washington.

**Most RBI:** 2, 7/1/17 vs. Washington.

**Most BBs:** 1, twice. Last: 9/20/17 at Cincinnati.

**CAREER**

- Started his first 256 minor league games at shortstop before expanding to play at third base, second base and one game each at first base in Memphis and St. Louis in 2017.
- Has made 77 errors in 2,252 career total chances, never with more than 15 errors in a single season, and has not eclipsed 11 in a season since 2014.

**2017**

- Was purchased from Memphis (AAA) on June 29 and made his Major League debut at ARI (6/29) in a start at second base.
- Recorded first MLB hit with an RBI single off Gio Gonzalez vs. WSH (7/1) and later knocked in the game-winning run with a solo home run off Sammy Solis in the 8th inning of a 2-1 win.
- Played in 29 games, starting 10 (3B-4, SS-3, 2B-3) and also appeared at first base.
- Made only one error in 49 total Major League chances while turning six double plays.
- Played in 118 games between Springfield (AA) and Memphis, posting career-highs batting .291 with 7 HR, 57 RBI and 32 doubles while tallying four four-hit games.
- Committed only one error in 217 total chances at Memphis playing all four infield positions and nine errors in Springfield over 284 chances playing shortstop. Turned 82 double plays and committed 10 errors in 501 total chances (.980 fielding percentage).
- Ranked among Cardinals minor league leaders in doubles (32, T2nd), hits (126, 5th) and RBI (57, T8th).
- Rated as the “Best Defensive Infielder” in the Cardinals organization by Baseball America.

**2016**

- Began the season in Memphis (AAA), his highest level to start the season since his career began in 2012.
- Played in 78 games between Springfield (AA) and Memphis. Started 65 at shortstop, 11 at third base and four at second base.
- Missed games while on the 7-day disabled list during the season with right shoulder tendonitis (4/25-5/1) and a left wrist fracture (6/6-7/26) injury.

**2015**

- Played in 93 games between Springfield (AA) and Memphis (AAA), starting 35 at shortstop, 34 at third base and 19 at second base.
- Posted single-game highs with four hits and two doubles at Tacoma (8/23).

**2014**

- Posted a strong offensive season batting .279 with 4 HR and 50 RBI over 120 games.
- Ranked 6th among Cardinals minor leaguers with 122 hits.

**AWARDS & HONORS**

**PAC-12 Conference Player of the Year**  
2012: University of Arizona

**PAC-12 Conf. Defensive Player of the Year**  
2012: University of Arizona

**NCAA College World Series Champion**  
2012: University of Arizona

**CAREER MILESTONES**

**Major League Debut**  
June 29, 2017 at Arizona

**First Major League Hit**  
July 1, 2017 vs. Washington  
(2nd inning, single, off Gio Gonzalez)

**First Major League Home Run**  
July 1, 2017 vs. Washington  
(8th inning, solo, off Sammy Solis)

**2013**

- Returned from 2012 ACL injury to play in 121 games in his first full professional season with Peoria (A) and Palm Beach (A).
- Tied for 9th among Cardinals minor league players with 23 doubles.
- Led Palm Beach with 10 sacrifice bunts and tied for the team lead with four sacrifice flies in just 81 games.

**2012**

- Played in 23 games, starting 22 at shortstop, at Batavia (SS-A) during his first professional season before an injury cut it short.
- Tore the ACL in his left knee while running out an infield ground ball vs. Staten Island (7/30) and missed the rest of the 2012 season.

**BACKGROUND / PERSONAL**

- Played college baseball at the University of Arizona (2010-12).
- Named PAC-12 Conference Player of the Year (2012) and Defensive Player of the Year (2012).
- Helped the Arizona Wildcats to a National Championship in 2012 as the starting shortstop.
- His father, Carlo, was an All-American shortstop at Pepperdine University. Both his sisters (Bianca & Krystal) played college softball at Long Island University.
- Cousin of Major League pitcher Marco Estrada, who has played with the Brewers, Nationals and most recently Blue Jays.
- Graduated from El Camino Real (Calif.) High School.
- Resides in Sylmar, California.



# HECTOR MENDOZA

# 92

HEIGHT	WEIGHT	BATS/THROWS	BIRTH DATE	ML SERVICE
6-4	205	R/R	3/5/94	0.000

**FULL NAME:** Hector Manuel Mendoza

**BORN:** Isla de la Juventud, Cuba

**OPENING DAY AGE:** 24

**BECAME CARDINAL:** Signed as a minor league free agent, June 7, 2017.

**CONTRACT STATUS:** Signed through 2018

**PITCHER (NON-ROSTER)**



## COMPLETE RECORD

Year	Team	W-L	ERA	G	GS	CG	GF	SHO	SV	IP	H	R	ER	HR	HBP	BB	IBB	SO	WP	BK	BA
2012	Isla de la Juventud	2-1	4.50	8	4	0	-	0	0	22.0	17	12	11	1	3	17	0	13	4	0	---
2013	Isla de la Juventud	0-6	2.42	14	8	0	-	0	2	63.1	50	20	17	0	5	33	3	43	1	0	---
2014	Isla de la Juventud	6-4	2.36	25	0	0	-	0	13	49.2	39	15	13	0	1	31	5	40	4	0	---
2015	Isla de la Juventud	0-1	2.35	7	0	0	-	0	4	7.2	8	3	2	0	0	4	0	7	1	0	---
	Yomiuri (Japan)	0-0	3.00	2	0	0	0	0	0	3.0	3	1	1	0	0	1	1	3	0	0	---
2016	Yomiuri (Japan)	0-0	11.25	3	0	0	1	0	0	4.0	6	5	5	1	0	2	0	4	0	0	---
2017	DSL Cardinals	0-0	2.57	3	0	0	0	0	0	7.0	2	3	2	0	0	5	0	10	3	0	.091
	Palm Beach	0-6	5.54	19	0	0	8	0	0	26.0	29	18	16	2	4	11	1	27	2	0	.279
<b>MINOR TOTALS</b>		<b>0-6</b>	<b>4.91</b>	<b>22</b>	<b>0</b>	<b>0</b>	<b>8</b>	<b>0</b>	<b>0</b>	<b>33.0</b>	<b>31</b>	<b>21</b>	<b>18</b>	<b>2</b>	<b>4</b>	<b>16</b>	<b>1</b>	<b>37</b>	<b>5</b>	<b>0</b>	<b>.246</b>
<b>CUBAN TOTALS</b>		<b>8-12</b>	<b>2.71</b>	<b>54</b>	<b>12</b>	<b>0</b>	<b>-</b>	<b>0</b>	<b>19</b>	<b>142.2</b>	<b>114</b>	<b>50</b>	<b>43</b>	<b>1</b>	<b>9</b>	<b>85</b>	<b>8</b>	<b>103</b>	<b>10</b>	<b>0</b>	<b>---</b>
<b>JAPAN TOTALS</b>		<b>0-0</b>	<b>7.71</b>	<b>5</b>	<b>0</b>	<b>0</b>	<b>1</b>	<b>0</b>	<b>0</b>	<b>7.0</b>	<b>9</b>	<b>6</b>	<b>6</b>	<b>1</b>	<b>0</b>	<b>3</b>	<b>1</b>	<b>7</b>	<b>0</b>	<b>0</b>	<b>---</b>

## CAREER NOTES

- Played four seasons for Isla de la Juventud of the Cuban Serie Nacional and was loaned to the Yomiuri Giants of the Japanese Central League from 2015-16.
- Has made 59 straight relief appearances since 2013 after making 12 starts during his first two seasons in Cuba.

## 2017

- Made 22 relief appearances in his first season of affiliated baseball with the Dominican Summer League Cardinals and Palm Beach (A).
- Began his season in the DSL and made three relief appearances for the DSL Cardinals on at least five days rest each time.
- Stranded all 11 inherited runners during the season.
- Had 14 appearances of four outs or more with a season-high 3.0 innings on three occasions.
- Pitched on consecutive days only twice during the season.
- Struck out a season-high six batters over 3.0 scoreless innings vs. the DSL Angels (6/19).
- Topped out at a season-high 46 pitches vs. Bradenton (7/4).

## AWARDS & HONORS

**Florida State League co-Championship**  
2017: Palm Beach (High-A)

- Pitched one scoreless inning in relief during Game 2 of the Florida State League playoffs, earning the win as the Cardinals won in walk-off fashion to clinch the league co-Championship.

## 2015-16

- Made five relief appearances over two seasons for Yomiuri of the Japanese Central League.

## 2011-15

- Led Isla de la Juventud with 13 saves as a 19-year old in **2013-14** season, while ranking second on the team with 25 appearances.

## BACKGROUND / PERSONAL

- Resides in Port Au Prince, Haiti.



# OSCAR MERCADO

# 74

HEIGHT	WEIGHT	BATS/THROWS	BIRTH DATE	ML SERVICE
6-2	190	R/R	12/16/94	0.000

**FULL NAME:** Oscar Mauricio Mercado

**BORN:** Tampa, Florida

**OPENING DAY AGE:** 23

**BECAME CARDINAL:** Selected by the Cardinals in the second round (57th overall) of the June, 2013 First-Year Player Draft

**CONTRACT STATUS:** Signed through 2018



## OUTFIELDER

## COMPLETE RECORD

Year Team	AVG	G	AB	R	H	2B	3B	HR	RBI	SH	SF	HBP	BB	IBB	SO	SB	CS	GDP	SLG	OBP	E
2013 GCL Cardinals	.209	42	163	18	34	5	4	1	14	0	3	3	17	0	39	12	4	0	.307	.290	15
2014 Johnson City	.224	60	245	41	55	9	1	3	25	0	1	8	20	0	37	*26	7	4	.306	.303	33
2015 Peoria	.254	117	472	70	120	23	3	4	44	5	5	8	23	0	61	*50	*19	9	.341	.297	41
2016 Palm Beach	.215	125	442	50	95	23	1	0	27	6	5	9	44	0	71	33	*20	10	.271	.296	*32
2017 Springfield	.287	120	477	76	137	20	4	13	46	1	4	9	32	2	112	*38	*19	3	.428	.341	6
<b>MINOR TOTALS</b>	<b>.245</b>	<b>464</b>	<b>1799</b>	<b>255</b>	<b>441</b>	<b>80</b>	<b>13</b>	<b>21</b>	<b>156</b>	<b>12</b>	<b>18</b>	<b>37</b>	<b>136</b>	<b>2</b>	<b>320</b>	<b>159</b>	<b>69</b>	<b>26</b>	<b>.339</b>	<b>.309</b>	<b>127</b>

\*Led League

## WORLD BASEBALL CLASSIC RECORD

Year Team	AVG	G	AB	R	H	2B	3B	HR	RBI	SH	SF	HBP	BB	IBB	SO	SB	CS	GDP	SLG	OBP	E
2017 Colombia	.000	2	1	1	0	0	0	0	0	0	0	0	0	0	0	0	0	0	.000	.000	0
<b>WBC TOTALS</b>	<b>.000</b>	<b>2</b>	<b>1</b>	<b>1</b>	<b>0</b>	<b>0</b>	<b>0</b>	<b>0</b>	<b>0</b>	<b>0</b>	<b>0</b>	<b>0</b>	<b>0</b>	<b>0</b>	<b>0</b>	<b>0</b>	<b>0</b>	<b>0</b>	<b>.000</b>	<b>.000</b>	<b>0</b>

## CAREER NOTES

- Three-time stolen base league leader (2017 Texas League, 2015 Midwest League, 2014 Appalachian League).
- Has 159 career stolen bases (228 attempts) over five professional seasons, averaging 32 thefts per season.
- Switched from shortstop to outfield at the end of 2016 and full-time for the 2017 season.
- Has 24 career games with multiple stolen bases including two games with a single-game high three.
- Played for Colombia during the 2017 World Baseball Classic. Scored a run as a pinch-runner vs. Canada (3/11) in the 9th inning.

## 2017

- Made the full conversion from shortstop to outfield, playing 108 games in centerfield, starting 104.

- Named to the Texas League Mid-Season All-Star team. Started in left field for the North squad and batted in the No. 5 position going 1-for-4 in the game.
- Led the Texas League in stolen bases (38) and caught stealing (19).
- Ranked among the Texas League leaders in batting (.287, 10th), hits (137, 5th) and runs (76).
- Recorded career-highs in hits (137), runs (76), home runs (13) and RBI (46). Matched his season high with four triples.
- Hit first career grand slam vs. Arkansas (4/28), a 7th inning shot off Peter Tago.
- Had two games with two stolen bases (5/15 vs. Tulsa & 6/16 vs. Arkansas).
- Participated in the World Baseball Classic for Colombia and appeared in two game, scoring one run.
- Rated as the "Best Defensive Outfielder" in the Cardinals organization by *Baseball America*.



## 2016

- Converted from shortstop to outfield in late July. Started 80 games at shortstop, 38 games in centerfield and one each at third base and right field.
- Matched his career-high with three stolen bases at Jupiter (4/22). Had four games with two or more stolen bases.
- Ranked T2nd in the Florida State League with 33 stolen bases.
- Ranked among Cardinals minor leaguers in doubles (23, 6th) and stolen bases (33, 2nd).
- Led the FSL in caught stealing (20) and fielding errors (32).

## 2015

- Named to the Midwest League Mid-Season All-Star team. Started at shortstop and batted No. 8 for the West squad going 0-for-2 in the game with a stolen base.
- Led the Midwest League in stolen bases (50) and caught stealing (19).
- Led all Cardinals minor leaguers in stolen bases and ranked in the Top 10 in runs (70, 3rd), hits (120, T7th) and doubles (23, T8th).
- Had 11 games with two stolen bases including twice in back-to-back games.
- Reached base safely in 21 straight games (7/18-8/12).

## 2014

- Led the Appalachian League with 26 stolen bases, ranking 3rd among Cardinals minor leaguers.
- Ranked among the Appalachian League leaders in at-bats (245, 3rd) and runs scored (41, 4th).
- Batted .400 with a double, triple, 5 RBI and 7 stolen bases in the Appy League playoffs.
- Stole a career-high three bases at Burlington (7/14) and had four games total with two or more stolen bases.

## AWARDS & HONORS

### World Baseball Classic

2017: Colombia

### Texas League Mid-Season All-Star

2017: Springfield (AA)

### Midwest League Mid-Season All-Star

2015: Peoria (A)

## 2013

- Posted three games with two stolen bases, all against the GCL Nationals.
- Led the GCL Cardinals with 12 stolen bases, ranking T11th in the Gulf Coast League.

## BACKGROUND / PERSONAL

- Played high school baseball at Tampa Gaither High School, the same high school which produced Tampa Bay Rays manager Kevin Cash.
- Signed his letter of intent to play college baseball at Florida State University.



# MILES MIKOLAS

# 39

(MY-koh-lahs)

HEIGHT	WEIGHT	BATS/THROWS	BIRTH DATE	ML SERVICE
6-5	220	R/R	8/23/88	1.037

**FULL NAME:** Miles Tice Mikolas

**BORN:** Jupiter, Florida

**OPENING DAY AGE:** 29 (Turns 30 on August 23)

**BECAME CARDINAL:** Signed as a free agent, December 5, 2017

**CONTRACT STATUS:** Signed through 2019

**MLB DEBUT:** May 5, 2012 vs. Miami

**PITCHER**



## COMPLETE RECORD

Year Team	W-L	ERA	G	GS	CG	GF	SHO	SV	IP	H	R	ER	HR	HBP	BB	IBB	SO	WP	BK	BA
2009 Eugene	1-8	5.94	15	11	0	0	0	0	53.0	77	47	35	1	5	9	0	39	3	0	.332
2010 Fort Wayne	6-3	2.20	*60	0	0	30	0	13	81.2	76	27	20	3	0	15	2	78	6	0	.240
2011 Lake Elsinore	3-0	1.13	34	0	0	30	0	12	39.2	31	5	5	1	3	9	2	42	0	0	.214
San Antonio	1-0	1.67	28	0	0	20	0	9	32.1	29	6	6	0	0	6	0	27	1	0	.240
2012 San Antonio	1-1	2.92	12	0	0	10	0	4	12.1	16	6	4	0	0	3	0	11	1	0	.320
Tucson	2-1	3.20	17	0	0	6	0	0	19.2	20	8	7	1	0	8	0	17	1	0	.260
San Diego	2-1	3.62	25	0	0	0	0	0	32.1	32	15	13	4	2	15	0	23	2	0	.256
2013 San Diego	0-0	0.00	2	0	0	1	0	0	1.2	0	0	0	0	1	1	0	1	0	0	.000
Tucson	4-2	3.25	54	0	0	50	0	26	61.0	62	25	22	6	0	17	1	40	3	1	.265
2014 Round Rock	5-1	3.22	16	6	0	7	0	2	44.2	53	20	16	3	0	3	0	38	2	1	.283
Texas	2-5	6.44	10	10	0	0	0	0	57.1	64	43	41	8	4	18	2	38	0	1	.278
2015 Yomiuri (Japan)	13-3	1.92	21	21	4	0	2	0	145.0	107	34	31	8	1	23	0	107	3	1	---
2016 Yomiuri (Japan)	4-2	2.45	14	14	1	0	0	0	91.2	84	35	25	10	4	23	0	84	0	0	---
2017 Yomiuri (Japan)	14-8	2.25	27	*27	0	0	0	0	*188.0	162	53	47	10	*11	23	0	*187	4	1	---
<b>MINOR TOTALS</b>	<b>23-16</b>	<b>3.01</b>	<b>236</b>	<b>17</b>	<b>0</b>	<b>153</b>	<b>0</b>	<b>66</b>	<b>344.1</b>	<b>364</b>	<b>144</b>	<b>115</b>	<b>15</b>	<b>8</b>	<b>70</b>	<b>5</b>	<b>292</b>	<b>17</b>	<b>2</b>	<b>.267</b>
<b>MAJOR TOTALS</b>	<b>4-6</b>	<b>5.32</b>	<b>37</b>	<b>10</b>	<b>0</b>	<b>10</b>	<b>0</b>	<b>0</b>	<b>91.1</b>	<b>96</b>	<b>58</b>	<b>54</b>	<b>12</b>	<b>7</b>	<b>34</b>	<b>2</b>	<b>62</b>	<b>2</b>	<b>1</b>	<b>.267</b>
<b>JAPAN TOTALS</b>	<b>31-13</b>	<b>2.18</b>	<b>62</b>	<b>62</b>	<b>5</b>	<b>0</b>	<b>2</b>	<b>0</b>	<b>424.2</b>	<b>353</b>	<b>122</b>	<b>103</b>	<b>28</b>	<b>16</b>	<b>69</b>	<b>0</b>	<b>378</b>	<b>7</b>	<b>2</b>	<b>---</b>

\* Led League

**Note:** Major League Uniform Numbers Worn: 39 (2012-13), 36 (2014)

## REGULAR SEASON FIELDING RECORD

Position	PCT	G	PO	A	E	TC	DP
Pitcher	.850	37	5	12	3	20	1

## REGULAR SEASON BATTING RECORD

Year Team	AVG	G	AB	R	H	2B	3B	HR	RBI	SH	SF	HBP	BB	IBB	SO	SB	CS	GDP	SLG	OBP	E
2017 Yomiuri (Jpn.)	.109	27	64	3	7	2	0	1	4	3	0	0	0	0	37	0	0	0	.188	.109	0
<b>MAJOR TOTALS</b>	<b>.000</b>	<b>28</b>	<b>4</b>	<b>0</b>	<b>0</b>	<b>0</b>	<b>0</b>	<b>0</b>	<b>0</b>	<b>1</b>	<b>0</b>	<b>0</b>	<b>0</b>	<b>0</b>	<b>1</b>	<b>0</b>	<b>0</b>	<b>0</b>	<b>.000</b>	<b>.000</b>	<b>3</b>
<b>JAPAN TOTALS</b>	<b>.110</b>	<b>62</b>	<b>145</b>	<b>10</b>	<b>16</b>	<b>5</b>	<b>0</b>	<b>2</b>	<b>8</b>	<b>10</b>	<b>0</b>	<b>0</b>	<b>2</b>	<b>0</b>	<b>76</b>	<b>0</b>	<b>1</b>	<b>2</b>	<b>.186</b>	<b>.122</b>	<b>0</b>



### CAREER TRANSACTIONS

- Selected by the San Diego Padres in the seventh round (204th overall) of the 2009 June, First-Year Player Draft.
- Acquired by the Pittsburgh Pirates along with INF Jaff Decker from the San Diego Padres in exchange for OF Alex Dickerson, November 25, 2013.
- Acquired by the Texas Rangers from the Pittsburgh Pirates in exchange for INF Chris McGuiness, December 30, 2013.
- Signed by the Yomiuri Giants of the Japanese Central League, November 25, 2014.
- Signed by the St. Louis Cardinals as a free agent, December 5, 2017.

### CAREER NOTES

- Pitched three seasons in the Japanese Central League (2015-17) and was a combined 31-13 with 2.25 ERA in 62 starts for the Yomiuri Giants.
- Won Central League MVP of the Month awards in June 2015 and August 2017, becoming the first foreign-born Yomiuri Giants player to win MVP of the Month multiple times.
- Posted a 13-game win streak between 2015-16 becoming the first foreign pitcher to accomplish that feat.
- Did not commit an error in 92 chances in Japan and hit two home runs in his career at the plate.
- Made 244 relief appearances between starts from 9/6/2009-5/25/2014.
- Converted 66-of-80 career save opportunities in the minor leagues.

### 2017

- Led the Japanese Central League in innings pitched (188.0), strikeouts (187), games started (27), strikeout/walk ratio (8.13) and hit batsmen (11).
- Ranked 3rd in the Japanese Central League in wins (14) and ERA (2.25) and 2nd in WHIP (0.98).
- Won Central League MVP of the Month for August.

### 2016

- Missed the start of the season with right shoulder tightness, which required Platelet Rich Plasma Therapy in the United States. Rejoined the Yomiuri Giants on June 21 for the start of his season.

### 2015

- Led the Japanese Central League in winning percentage (.818, 13-3) of pitchers with 10 or more decisions, and WHIP (0.90) among qualifying starting pitchers.
- Won Central League MVP of the Month for June.

### 2014

- Made 10 Major League starts for the Texas Rangers and 16 appearances (6 starts) for Round Rock (AAA).
- Pitched a career-high 8.0 scoreless innings of three-hit ball with a walk and five strikeouts at SEA (8/25) in what would be his final start with Texas.
- Was scratched from his start at HOU (8/30) with shoulder fatigue and did not pitch the remainder of the season.
- Was 2-1 with a 2.63 ERA in six starts on the road and 0-4 with a 13.73 ERA in four starts at Globe Life Park in Arlington.

### CAREER HIGHS

**Most IP (Starter):** 8.0, 8/25/14 at Seattle.  
**Most IP (Relief):** 2.2, twice. Last: 9/8/12 vs. Arizona.  
**Most Strikeouts (Starter):** 6, twice. Last: 8/19/14 at Miami.  
**Most Strikeouts (Relief):** 3, twice. Last: 9/8/12 vs. Arizona.  
**Most Walks (Starter):** 4, 7/27/14 vs. Oakland.  
**Most Walks (Relief):** 2, four times. Last: 8/15/12 at Atlanta.  
**Most Runs Allowed (Starter):** 10, 8/13/14 vs. Tampa Bay.  
**Most Runs Allowed (Relief):** 4, 9/1/12 at Colorado.  
**Most Hits Allowed (Starter):** 12, 7/7/14 vs. Houston.  
**Most Hits Allowed (Relief):** 4, twice. Last: 9/8/12 vs. Arizona.  
**Most HRs Allowed:** 3, 8/13/14 vs. Tampa Bay.  
**Longest Winning Streak:** 2 games, 5/20-8/21/12.  
**Longest Scoreless Streak:** 8.0 IP, 8/25/14-present.  
**Last Relief Appearance:** 7/31/13 vs. Cincinnati.

### AWARDS & HONORS

**Midwest League Mid-Season All-Star**  
 2010: Fort Wayne (A)

**Japanese Central League MVP of the Month**  
 2017: Yomiuri Giants - August  
 2015: Yomiuri Giants - June

### CAREER MILESTONES

**Major League Debut**  
 May 5, 2012 vs. Miami

**First Major League Start**  
 July 2, 2014 at Baltimore

**First Major League Win**  
 May 20, 2012 vs. Los Angeles (AL)

**First Career Strikeout**  
 May 5, 2012 vs. Miami  
 (9th inning, looking, John Buck)

- Had three starts of 7.0 innings or more and yielded two runs or less in each.
- Struck out a career-high six batters in two different starts (7.0 IP, 8/2 at CLE & 5.0 IP, 8/19 at MIA).
- Made 10 relief appearances at Round Rock before moving into a starting role on May 30 vs. New Orleans, in which he threw 5.0 scoreless innings of two-hit ball for the win.



**2013**

- Made a team-high 54 appearances for Tucson (AAA), his most since his career-high of 60 in 2010.
- Made two appearances in the Major Leagues with San Diego, both scoreless outings covering a total of 1.2 innings, vs. SF (7/11, 1.0 IP) and vs. CIN (7/31, 0.2 IP).
- Ranked 3rd in the Pacific Coast League with 26 saves, T5th in appearances (54) and 2nd in games finished (50).

**2012**

- Pitched in 12 games for San Antonio (AA) before getting purchased by San Diego on May 5. Did not allow a home run in 12 relief appearances nailing down 4-of-5 save attempts.
- Made his Major League debut vs. MIA (5/5) and surrendered a home run to Giancarlo Stanton for his first batter faced. Struck out John Buck (looking) for his first MLB strikeout.
- Earned his first MLB win vs. LAA (5/20) tossing 2.0 scoreless innings in relief, retiring all six batters faced as the Padres won in walk-off fashion in the 13th inning.
- Made 25 relief appearances and earned two wins while posting a 3.62 ERA.
- Did not allow a run from 5/18-6/3, a span of 9.1 innings over seven appearances.
- Made 13 appearances in San Diego before being optioned to Tucson (AAA) on June 5.

**MINOR LEAGUE HIGHLIGHTS**

- Ranked 3rd in the Pacific Coast League with 26 saves for Tucson in 2013.
- Led the Midwest League with 60 appearances in 2010 while with Fort Wayne (A).
- Named a Midwest League Mid-Season All-Star in 2010 with Fort Wayne.
- Allowed just one home run over his last 57 appearances of the 2010 season, and finished the season on a 13.0-inning scoreless streak (13 app.).

**BACKGROUND / PERSONAL**

- Once ate a lizard during the Arizona Fall League on a dare and was rewarded with teammates paying off his clubhouse dues earning him the nickname "Lizard King".
- Played college baseball at Nova Southeastern University (FL) and high school baseball for Jupiter High School.
- Has a wife, Lauren, and a daughter, Lillianne (1).
- Resides in Jupiter, Florida.





# YADIER MOLINA

(Yah-DEE-air)

# 4

HEIGHT	WEIGHT	BATS/THROWS	BIRTH DATE	ML SERVICE
5-11	205	R/R	7/13/82	13.123

**FULL NAME:** Yadier Benjamin Molina

**BORN:** Bayamon, Puerto Rico

**OPENING DAY AGE:** 35 (Turns 36 on July 13)

**BECAME CARDINAL:** Selected in the fourth round (113th overall) of the June, 2000 First-Year Player Draft

**CONTRACT STATUS:** Signed through 2020

**MLB DEBUT:** June 3, 2004 at Pittsburgh

**CATCHER**



## COMPLETE RECORD

Year Team	AVG	G	AB	R	H	2B	3B	HR	RBI	SH	SF	HBP	BB	IBB	SO	SB	CS	GDP	SLG	OBP	E
2001 Johnson City	.259	44	158	18	41	11	0	4	18	0	2	3	12	1	23	1	1	4	.405	.320	7
2002 Peoria	.280	112	393	39	110	20	0	7	50	4	2	10	21	0	36	2	7	14	.384	.331	14
2003 Tennessee	.275	104	364	32	100	13	1	2	51	0	3	5	25	2	45	0	1	11	.332	.327	8
2004 Memphis	.302	37	129	19	39	6	0	1	14	0	2	2	17	0	14	0	0	2	.372	.387	0
ST. LOUIS	.267	51	135	12	36	6	0	2	15	2	1	0	13	3	20	0	1	4	.356	.329	2
2005 ST. LOUIS	.252	114	385	36	97	15	1	8	49	8	3	2	23	3	30	2	3	10	.358	.295	7
2006 ST. LOUIS	.216	129	417	29	90	26	0	6	49	8	2	8	26	2	41	1	2	15	.321	.274	5
2007 ST. LOUIS	.275	111	353	30	97	15	0	6	40	2	4	3	34	5	43	1	1	18	.368	.340	6
2008 ST. LOUIS	.304	124	444	37	135	18	0	7	56	3	5	1	32	4	29	0	2	21	.392	.349	10
2009 ST. LOUIS	.293	140	481	45	141	23	1	6	54	6	1	6	50	2	39	9	3	27	.383	.366	5
2010 ST. LOUIS	.262	136	465	34	122	19	0	6	62	2	5	7	42	6	51	8	4	19	.342	.329	5
2011 ST. LOUIS	.305	139	475	55	145	32	1	14	65	5	4	1	33	4	44	4	5	21	.465	.349	6
2012 ST. LOUIS	.315	138	505	65	159	28	0	22	76	3	5	5	45	4	55	12	3	10	.501	.373	3
2013 ST. LOUIS	.319	136	505	68	161	44	0	12	80	0	3	3	30	4	55	3	2	14	.477	.359	4
2014 ST. LOUIS	.282	110	404	40	114	21	0	7	38	1	6	6	28	4	55	1	1	14	.386	.333	2
Springfield#	.833	2	6	2	5	3	0	0	2	0	0	0	0	0	1	0	0	0	1.333	.833	0
2015 ST. LOUIS	.270	136	488	34	132	23	2	4	61	1	9	0	32	3	59	3	1	16	.350	.310	7
2016 ST. LOUIS	.307	147	534	56	164	38	1	8	58	0	2	6	39	1	63	3	2	22	.427	.360	2
2017 ST. LOUIS	.273	136	501	60	137	27	1	18	82	1	9	4	28	4	74	9	4	14	.439	.312	7
MINOR TOTALS	.281	299	1050	110	295	53	1	14	135	4	9	20	75	3	119	3	9	31	.373	.338	29
MAJOR TOTALS	.284	1747	6092	601	1730	335	7	126	785	42	59	52	455	49	658	56	34	225	.403	.336	71

#Injury Rehabilitation Assignment

**Note:** Major League Uniform Numbers Worn: 41 (2004-05), 4 (2006-present)

## WILD CARD RECORD

Year Team	AVG	G	AB	R	H	2B	3B	HR	RBI	SH	SF	HBP	BB	IBB	SO	SB	CS	GDP	SLG	OBP	E
2012 STL at ATL	.000	1	4	0	0	0	0	0	1	0	0	0	0	0	0	0	0	1	.000	.000	0



## DIVISION SERIES RECORD

Year Team	AVG	G	AB	R	H	2B	3B	HR	RBI	SH	SF	HBP	BB	IBB	SO	SB	CS	GDP	SLG	OBP	E
2004 STL vs. LAD	ELIGIBLE -- DID NOT APPEAR																				
2005 STL vs. SD	.231	3	13	1	3	0	0	0	3	0	0	0	0	0	1	0	0	0	.231	.231	0
2006 STL vs. SD	.308	4	13	0	4	1	0	0	1	0	0	0	0	0	2	0	1	2	.385	.308	1
2009 STL vs. LAD	.308	3	13	0	4	1	0	0	0	0	0	0	0	0	1	0	0	1	.385	.308	0
2011 STL vs. PHI	.211	5	19	1	4	0	0	0	1	0	0	0	1	1	5	1	0	0	.211	.250	1
2012 STL vs. WSH	.118	5	17	3	2	0	0	0	1	0	0	1	5	0	1	0	0	2	.118	.348	0
2013 STL vs. PIT	.294	5	17	2	5	1	0	1	1	0	0	0	3	0	3	0	0	0	.529	.400	0
2014 STL vs. LAD	.200	4	15	2	3	1	0	0	0	0	0	0	0	0	3	0	0	0	.267	.200	0
2015 STL vs. CHI	.125	3	8	0	1	0	0	0	0	0	0	0	0	0	2	0	0	0	.125	.125	0
<b>D.S. TOTALS</b>	<b>.226</b>	<b>32</b>	<b>115</b>	<b>9</b>	<b>26</b>	<b>4</b>	<b>0</b>	<b>1</b>	<b>7</b>	<b>0</b>	<b>0</b>	<b>1</b>	<b>9</b>	<b>1</b>	<b>18</b>	<b>1</b>	<b>1</b>	<b>5</b>	<b>.287</b>	<b>.288</b>	<b>2</b>

## LEAGUE CHAMPIONSHIP SERIES RECORD

Year Team	AVG	G	AB	R	H	2B	3B	HR	RBI	SH	SF	HBP	BB	IBB	SO	SB	CS	GDP	SLG	OBP	E
2004 STL vs. HOU	.250	1	4	0	1	0	0	0	0	0	0	0	0	0	0	0	0	0	.250	.250	0
2005 STL vs. HOU	.318	6	22	1	7	3	0	0	0	0	0	0	0	0	2	0	0	1	.455	.318	0
2006 STL vs. NY	.348	7	23	2	8	1	0	2	6	0	0	0	3	0	2	0	0	0	.652	.423	0
2011 STL vs. MIL	.333	6	24	5	8	3	0	0	2	0	0	0	2	1	3	0	0	1	.458	.385	0
2012 STL vs. SF	.393	7	28	2	11	1	0	0	2	0	0	0	0	0	1	0	0	0	.429	.393	0
2013 STL vs. LAD	.227	6	22	2	5	0	0	0	1	0	0	0	3	0	4	0	0	2	.227	.320	0
2014 STL vs. SF	.333	2	6	0	2	0	0	0	0	1	0	0	0	0	0	0	0	1	.333	.333	0
<b>L.C.S. TOTALS</b>	<b>.326</b>	<b>35</b>	<b>129</b>	<b>12</b>	<b>42</b>	<b>8</b>	<b>0</b>	<b>2</b>	<b>11</b>	<b>1</b>	<b>0</b>	<b>0</b>	<b>8</b>	<b>1</b>	<b>12</b>	<b>0</b>	<b>0</b>	<b>5</b>	<b>.434</b>	<b>.365</b>	<b>0</b>

## WORLD SERIES RECORD

Year Team	AVG	G	AB	R	H	2B	3B	HR	RBI	SH	SF	HBP	BB	IBB	SO	SB	CS	GDP	SLG	OBP	E
2004 STL vs. BOS	.000	3	3	0	0	0	0	0	0	0	0	0	0	0	1	0	0	0	.000	.000	0
2006 STL vs. DET	.412	5	17	3	7	2	0	0	1	0	0	0	3	1	1	0	0	0	.529	.500	0
2011 STL vs. TEX	.333	7	24	1	8	2	0	0	9	0	1	0	4	1	3	0	0	0	.417	.414	0
2013 STL vs. BOS	.304	6	23	0	7	1	0	0	2	0	0	0	1	1	3	0	0	0	.348	.333	0
<b>W.S. TOTALS</b>	<b>.328</b>	<b>21</b>	<b>67</b>	<b>4</b>	<b>22</b>	<b>5</b>	<b>0</b>	<b>0</b>	<b>12</b>	<b>0</b>	<b>1</b>	<b>0</b>	<b>8</b>	<b>3</b>	<b>8</b>	<b>0</b>	<b>0</b>	<b>0</b>	<b>.403</b>	<b>.395</b>	<b>0</b>

## ALL-STAR GAME RECORD

Year Team	AVG	G	AB	R	H	2B	3B	HR	RBI	SH	SF	HBP	BB	IBB	SO	SB	CS	GDP	SLG	OBP	E
2009 National	.500	1	2	1	1	0	0	0	1	0	0	0	0	0	0	0	0	0	.500	.500	0
2010 National	1.000	1	1	0	1	0	0	0	0	0	0	0	0	0	0	0	0	0	1.000	1.000	0
2011 National	1.000	1	1	0	1	1	0	0	0	0	0	0	0	0	0	0	0	0	2.000	1.000	0
2012 National	SELECTED -- DID NOT PLAY (BEREAVEMENT)																				
2013 National	.000	1	2	0	0	0	0	0	0	0	0	0	0	0	0	0	0	0	.000	.000	0
2014 National	INJURED -- DID NOT PLAY																				
2015 National	1.000	1	1	0	1	0	0	0	0	0	0	0	0	0	0	0	0	0	1.000	1.000	0
2017 National	1.000	1	1	1	1	0	0	1	1	0	0	0	1	0	0	0	0	0	4.000	1.000	0
<b>ALL-STAR TOTALS</b>	<b>.625</b>	<b>6</b>	<b>8</b>	<b>2</b>	<b>5</b>	<b>1</b>	<b>0</b>	<b>1</b>	<b>2</b>	<b>0</b>	<b>0</b>	<b>0</b>	<b>1</b>	<b>0</b>	<b>0</b>	<b>0</b>	<b>0</b>	<b>0</b>	<b>1.125</b>	<b>.667</b>	<b>0</b>

## WORLD BASEBALL CLASSIC RECORD

Year Team	AVG	G	AB	R	H	2B	3B	HR	RBI	SH	SF	HBP	BB	IBB	SO	SB	CS	GDP	SLG	OBP	E
2006 Puerto Rico	.600	4	5	1	3	0	0	0	1	0	0	0	0	0	0	0	0	0	.600	.600	0
2009 Puerto Rico	.167	3	6	0	1	1	0	0	2	0	0	0	2	0	0	0	0	0	.333	.375	0
2013 Puerto Rico	.259	7	27	2	7	0	0	0	0	0	0	0	1	0	5	1	0	1	.259	.286	1
2017 Puerto Rico	.333	6	24	4	8	0	0	2	6	1	0	0	0	0	2	0	0	3	.583	.333	0
<b>WBC TOTALS</b>	<b>.306</b>	<b>20</b>	<b>62</b>	<b>7</b>	<b>19</b>	<b>1</b>	<b>0</b>	<b>2</b>	<b>9</b>	<b>1</b>	<b>0</b>	<b>0</b>	<b>3</b>	<b>0</b>	<b>7</b>	<b>1</b>	<b>0</b>	<b>4</b>	<b>.419</b>	<b>.338</b>	<b>1</b>

Note: Named to All-WBC Team in 2013 & 2017



## REGULAR SEASON FIELDING RECORD

Position	PCT	G	PO	A	E	TC	DP	PB	CS	ATT	PCT	P-OFF
Catcher	.994	1715	11552	900	69	12521	107	78	325	789	41.1	49
First Base	.980	35	91	9	2	102	7					

Rawlings Platinum Glove Award winner in 2011, 2012, 2014 and 2015.

Rawlings Gold Glove Award winner in 2008, 2009, 2010, 2011, 2012, 2013, 2014 and 2015.

**Note:** Led N.L. catchers in assists in 2006 (79), 2010 (79) and 2012 (88); innings caught in 2010 (1138.0), 2013 (1115.1), 2015 (1149.2) and 2017 (1125.2); games in 2009 (138), 2011 (137), 2013 (131), 2015 (134) and 2017 (133); total chances in 2013 (1043); putouts in 2013 (976); fielding pct. in 2014 (.998); double plays in 2015 (9). Led MLB catchers in innings caught in 2016 (1218.1); games in 2016 (146); total chances in 2015 (1127) and 2016 (1175); putouts in 2015 (1064) and 2016 (1113); fielding pct. in 2016 (.998); double plays in 2017 (13).

### 2017 SEASON HIGHS

**Most Hits:** 3, five times. Last: 8/20 at Pittsburgh.  
**Most Runs:** 3, 6/25 vs. Pittsburgh.  
**Most 2Bs:** 2, twice. Last: 7/3 vs. Miami.  
**Most HRs:** 2, twice. Last: 8/2 at Milwaukee.  
**Most RBI:** 5, 9/10 vs. Pittsburgh.  
**Most BBs:** 2, five times. Last: 9/21 at Cincinnati.  
**Longest Hitting Streak:** 16 games, twice. Last: 6/8-7/1.

### CAREER HIGHS

**Most Hits:** 4, 17 times. Last: 9/6/16 vs. Pittsburgh.  
**Most Runs:** 4, seven times. Last: 6/25/17 at Pittsburgh.  
**Most 2Bs:** 2, 17 times. Last: 7/3/17 vs. Miami.  
**Most HRs:** 2, four times. Last: 8/2/17 at Milwaukee.  
**Most RBI:** 5, twice. Last: 9/10/17 vs. Pittsburgh.  
**Most BBs:** 3, seven times. Last: 9/16/12 at Los Angeles Dodgers.  
**Most SBs:** 2, three times. Last: 8/3/12 vs. Milwaukee.  
**Grand Slams:** 5. Last: 8/9/17 vs. KC (Peter Moylan). #RallyCat  
**Longest Hitting Streak:** 16 games, three times. Last: 6/8-7/1/17.

### CAREER TRANSACTIONS

- Selected by the St. Louis Cardinals in the fourth round (113th overall) of the June 2000 free-agent draft.
- On St. Louis disabled list (fractured left hand), July 8 - August 17, 2005.
- On St. Louis disabled list (fractured left wrist), May 30 - June 28, 2007.
- On St. Louis disabled list (right knee sprain), July 31 - August 15, 2013.
- On St. Louis disabled list (torn ligament, right thumb) July 10 - August 28, 2014; included rehabilitation assignment to Springfield (AA).

### CAREER NOTES

- Since the award's inception in 2011, has won four of the seven N.L. Rawlings Platinum Glove awards (2011, 2012, 2014 and 2015) that go to the player voted as the best defender at any position in the National League.
- Won eight consecutive Rawlings Gold Glove awards, (2008-15), and is the only Cardinals catcher to win the award more than three times (Mike Matheny-3, Tom Pagnozzi-2).
- Named to the National League All-Star Team on eight occasions, including seven straight years (2009-15, '17).
- Won his first Silver Slugger award following the 2013 season, presented annually by Louisville Slugger to the best offensive player at each position in each league with voting by Major League managers and coaches.
- Enters the 2018 season with 1,730 career hits ranking 10th in Cardinals history.
- Holds Busch Stadium III record with 792 career hits and 150 doubles.
- Is the Cardinals all-time postseason leader in hits (90), singles (70), games played (89) and at-bats (315).
- Ranks 1st all-time among Cardinals catchers in career hits (1,730), doubles (335) and at-bats (6,092).
- Since 2006, leads MLB catchers in hits (1,597). His 16 four-hit games from 2006-17 tie Buster Posey for most amongst all catchers.

- Molina and Adam Wainwright have been a starting battery for 237 career games, the most in Cardinals history and the most for any tandem since Tom Glavine and Javy Lopez had 248 games together for the Braves from 1994-2002 (*Elias*).
- His 1,730 career hits rank 18th all-time among MLB catchers heading into the 2018 season.
- Since 2005, leads all Major League catchers with a 41.1 caught stealing percentage, 106 double plays and 884 assists (13 seasons total).
- Since 2005, has caught 271 attempted base stealers, ranking 2nd just behind Russell Martin (273).
- His 49 career pick-offs leads all catchers from 2004-17 with the next closest at 19 (Russell Martin).
- Has caught 100+ games in 13 straight seasons (2005-present), the only Major League catcher to do so in that span and matches A.J. Pierzynski (2001-2013) for the longest streak in MLB history. His 13 seasons of 100 or more starts behind the plate are 5th-most in MLB history.
- Has been the starting catcher in 138 team shutout wins during his career, the 7th highest total among all Major League catchers dating to 1913.
- Ranks among MLB all-time catching leaders in innings caught (14th, 14,370.2), games (18th, 1,715), starts (16th, 1,653), putouts (6th, 11,552) and total chances (8th, 12,521).



- Is MLB's 4th toughest catcher to strike out (once every 10.23 PA's) since 2004, and ranks 14th overall among all Major League players during that time span.
- Since 2008, his 365 hits with runners in scoring position ranks 1st among MLB catchers and his .310 BA (365-1177) ranks 2nd (Buster Posey .314, 307-977); his .292 average (162-555) with runners in scoring position and two outs, ranks 2nd.
- Has a career .286 (90-315) postseason batting average with 90 hits and 17 doubles, both of which rank 2nd all-time among catchers, trailing only Jorge Posada (103 hits & 23 doubles).
- His career .326 average (42-129) in the League Championship Series is 2nd among catchers (T. Munson .339), while his 42 hits rank first among catchers (7th overall); his eight LCS doubles rank 2nd among catchers, T5th overall.
- Is one of just seven catchers to record four seasons with a .300+ season batting mark (.305 in 2011; .315 in 2012; .319 in 2013; .307 in 2016), joining Ivan Rodriguez (7 seasons), Mike Piazza (7), Mickey Cochrane (7), Ted Simmons (6) and Bill Dickey (5) (min. 502 plate appearances).
- Made 13 straight Opening Day starts at catcher (2005-17), the most ever by a Redbirds backstop and tying Lou Brock for most consecutive starts at a single position (left field, 1967-79). His 13 consecutive Opening Day starts are 3rd-most in franchise history behind only Stan Musial (18, 1946-1963) and Brock (15, 1965-1979) (*Elias*).
- Signed a three-year contract extension on April 2, 2017, that runs through 2020.

**2017**

- Named to his 8th Major League Baseball All-Star Game and hit the game-tying home run for the National League in the 6th inning off Ervin Santana.
- Led the Cardinals and all MLB catchers with 82 RBI, the most by a Cardinals catcher to lead the team since Ted Simmons had 95 RBI (91 as catcher) in 1977.
- Led the Cardinals with 137 hits, the fewest amount of hits to lead the team in a non-strike season in franchise history.
- Posted the longest hitting streak for the Cardinals in 2017 with 16, doing so on two separate occasions (5/8-27 & 6/8-7/1), tying his career high. Reached base safely in 21 straight games, 5/1-27.
- Ranked 2nd on the Cardinals with nine stolen bases, leading all MLB catchers.
- Led all National League catchers with 1,125.2 innings caught, his 10th season with 1,000+ innings caught and also led in games played (133).
- Knocked in 22 runs in September, his single-month high.
- Removed from 9/25 game vs. CHI after taking consecutive foul balls to the mask and placed in concussion protocol. Did not play in the final six games of the season.
- Played for team Puerto Rico in the World Baseball Classic and was named to the all-WBC team.
- Signed a three-year contract extension (2018-20) on 4/2.

**AWARDS & HONORS****World Series Championship**

2006: St. Louis  
2011: St. Louis

**National League All-Star**

2009: St. Louis  
2010: St. Louis  
2011: St. Louis  
2012: St. Louis  
2013: St. Louis  
2014: St. Louis  
2015: St. Louis  
2017: St. Louis

**Louisville Silver Slugger Award - Catcher**

2013: Catcher

**Rawlings Platinum Glove Award**

2011, 2012, 2014, 2015

**Rawlings National League Gold Glove Award - Catcher**

2008, 2009, 2010, 2011  
2012, 2013, 2014, 2015

**Wilson Defensive Player of the Year - Catcher**

2012: St. Louis  
2013: St. Louis

**All-World Baseball Classic Team**

2013: Puerto Rico  
2017: Puerto Rico

**World Baseball Classic Pool F MVP**

2017: Puerto Rico

**Darryl Kile Award**

2015: St. Louis

**Midwest League Championship**

2002: Peoria (A)

**BBWAA J.G. Taylor Spink Award for St. Louis Baseball Man of the Year**

2012  
2013 (w/ Matt Carpenter & Adam Wainwright)

**2016**

- Led the Cardinals with a .307 batting average, 38 doubles and 46 multi-hit games. Led the team in batting for the 4th time in his career (2011-13).
- Led all MLB catchers in average, hits (164) and doubles.



- Paced all MLB catchers with a career-high 1,218.1 innings caught. Also set career bests and led MLB backstops in games (146), starts (142), total chances (1175), putouts (1113) and fielding pct (.998).
- His single-season high 146 games caught were the most by a Cardinals receiver since Ted Simmons caught a team single-season record 154 games in 1975.
- Batted .365 (89-244) Post All-Star Break, the 2nd-highest in MLB (Votto, CIN, .408) and highest Cardinals Post All-Star Break average since Albert Pujols (.366) in 2008, while his 89 hits were the most since Willie McGee (112) in 1985.
- Posted team-highs with 46 multi-hit games and 13 three-hit games.
- On 6/15 vs. HOU with Adam Wainwright, passed Bob Gibson and Tim McCarver (197) for the Cardinals all-time lead in games started as batterymates.
- Reached base safely in a career-high 24 straight games 7/8-8/11, batting .379 with a .438 OBP. It was the 2nd-longest on base streak by a Cardinals player in 2016 (Aledmys Diaz, 26) and the longest by a Cardinals catcher since Gene Tenace reached in 35 straight over a two season (1981-82) period.
- Posted a career-high 16-game hitting streak 7/8-8/2, batting .367 during the stretch.
- Doubled in eight straight games 7/24-8/2, tying the MLB modern era record with Derrek Lee (2007). The eight-game streak bested his own seven-game double stretch (6/4-6/12/13) and surpassing Joe "Ducky" Medwick who had a 7-game stretch 7/5-14/1936.
- Hit safely in 17 of the last 18 games (.431, 28-65) to end the season.

## 2015

- Selected by players as a National League All-Star, his 7th-straight season selected; entered the game as catcher in the 6th and caught three innings.
- Awarded his 8th consecutive Rawlings Gold Glove award.
- Received his 4th Platinum Glove, given to the best defensive player in the National League at any position.
- His 2.79 catcher's ERA topped all MLB catchers and was a 1/2 run lower than the next closest (Y. Grandal, LAD 3.35). Was the lowest ERA since Alan Ashby in 1981 (HOU, 2.33).
- Led the N.L. and finished 2nd in the majors with 1,149.2 innings caught (S. Perez, KC 1,192.1 IC).
- His 131 hits as a catcher ranked 1st in the N.L. (2nd MLB).
- Passed Tim McCarver for 25th place on MLB's all-time innings caught list on 7/19 when he caught all 18 innings of a 3-1 loss vs. NYM.
- Collected a team-high 21 August RBI, the most August RBI by a St. Louis catcher since Ted Simmons (21, 1980).
- Missed the last 13 games of the regular season after suffering a ligament tear in his left thumb; the injury occurred on a putout at the plate in the bottom of the 8th inning at CHI on 9/20.
- Underwent surgery in September for a partially torn left thumb ligament; required a second surgery December 15.
- Rated by poll of Major League managers in *Baseball America* as the "Best Hit-and-Run Artist" (tied with M. Prado) and the "Best Defensive Catcher."

## CAREER MILESTONES

### Major League Debut

June 3, 2004 at Pittsburgh

### First Major League Hit

June 3, 2004 at Pittsburgh off Oliver Perez

### First Major League Home Run

September 23, 2004 at Milwaukee  
(8th inning solo HR off Matt Wise)

### 1,000th Career Game

June 12, 2012 vs. Chicago (A.L.)

### 1,000th Career Hit

September 4, 2012 vs. New York (N.L.)  
(2nd inning infield single off Matt Harvey)

### 100th Career Home Run

August 19, 2015 vs. San Francisco  
(8th inning off Hunter Strickland)

**2015 POSTSEASON:** Started the first three games of the Division Series vs. Chicago Cubs...singled in the 7th inning of Game 2, which tied Albert Pujols for the lead among active MLB players in postseason hits (90)...left Game 3 after 5 innings caught (left thumb) and did not appear in the series finale.

## 2014

- Voted as starting catcher for National League All-Star team but missed the game due to injury, his 6th straight season selected to the Mid-Summer Classic.
- Was the Cardinals Opening Day catcher for the 10th consecutive season; homered for the Cardinals lone run in a 1-0 shutout win at CIN.
- Posted the longest Cardinals hitting streak of the season at 15 games (4/7-25) which tied his then career best.
- Missed 40 games 7/10-8/28 with a torn ligament in his right thumb that required surgery; suffered the injury while sliding into 3rd base on 7/9 vs. PIT.
- Threw out 20 of 43 attempted base stealers and led the Majors in opponent stolen base percentage (53.5%).
- Led all N.L. catchers with a .998 fielding pct., 2nd among all N.L. qualifying position players trailing only outfielder Will Venable (1.000).

## CARDINALS BATTERY MATES

*Top Pitching & Catching Tandems in Franchise History*

Tandem (Cardinals Tenure)	Starts
1. Adam Wainwright & Yadier Molina (2005-present)	237
2. Bob Gibson & Tim McCarver (1959-69, '73-74)	197
3. Bob Forsch & Ted Simmons (1974-80)	174



## MOLINA AMONG CARDINALS ALL-TIME LEADERS

Rank	Games Played	Cardinals Tenure
1. Stan Musial	3,026	1941-63
2. Lou Brock	2,289	1964-79
3. Ozzie Smith	1,990	1982-96
4. Enos Slaughter	1,820	1938-53
5. Red Schoendienst	1,795	1945-63
6. Yadier Molina	1,747	2004-present

Rank	At-Bats	Cardinals Tenure
1. Stan Musial	10,972	1941-63
5. Enos Slaughter	6,775	1938-53
6. Ken Boyer	6,334	1955-65
7. Curt Flood	6,318	1958-69
8. Albert Pujols	6,312	2001-11
9. Yadier Molina	6,092	2004-present

Rank	Hits	Cardinals Tenure
1. Stan Musial	3,630	1941-63
7. Ozzie Smith	1,944	1982-96
8. Ken Boyer	1,855	1955-65
9. Curt Flood	1,853	1958-69
10. Yadier Molina	1,730	2004-present

Rank	Doubles	Cardinals Tenure
1. Stan Musial	725	1941-44, '46-63
7. Red Schoendienst	352	1945-63
8. Jim Bottomley	344	1922-32
9. Ray Lankford	339	1990-2001, '04
10. Ozzie Smith	338	1982-96
11. Yadier Molina	335	2004-present

Rank	Home Runs	Cardinals Tenure
1. Stan Musial	475	1941-44, '46-63
14. Bill White	140	1959-69
15. Lou Brock	129	1964-79
16. Chick Hafey	127	1924-31
17. Yadier Molina	126	2004-present

Rank	RBI	Cardinals Tenure
1. Stan Musial	1,951	1941-44, '46-63
8. Joe Medwick	923	1932-48
9. Ray Lankford	829	1990-2004
10. Lou Brock	814	1964-79
11. Yadier Molina	785	2004-present

Rank	Sacrifice Flies	Cardinals Tenure
1. Albert Pujols	68	2001-11
2. Ted Simmons	67	1968-80
3. Yadier Molina	59	2004-present

**2014 POSTSEASON:** Played entire National League Division Series & Game 1 of the National League Championship Series before a strained oblique injury during a 6th-inning at-bat of Game 2 sidelined him for the rest of the LCS...hit safely in four of six games with a 2-4 effort in NLDS Game 3 in which he doubled and scored the eventual game-winning run on Kolten Wong's home run...surpassed Albert Pujols to become the Cardinals all-time leader in postseason hits with 89 with a single in the bottom of the 2nd of Game 2 in the NLCS.

**2013**

- Finished 3rd in National League MVP voting, receiving two 1st place votes.
- Won the Silver Slugger award for N.L. catcher, presented annually by Louisville Slugger to the best offensive player at each position in each league with voting conducted by Major League managers and coaches.
- Won his sixth consecutive Rawlings Gold Glove award for his defensive excellence; committed just four errors with three passed balls during a season in which he led National League catchers in games (131) and innings caught (1115.1).
- Voted to the National League All-Star team and was the senior circuit's leading vote getter at 6,883,258; started at catcher and played 5.0 innings, going 0-for-2 at the plate.
- Had best offensive year of his career, with career highs with a .319 avg., 161 hits, 68 runs, 44 doubles and 80 RBI; as well as extra-base hits (56), go-ahead RBI (19) and GW-RBI (10).

- Led the Cardinals in batting (.319) for the 3rd consecutive season and ranked 6th in the National League.
- His 44 doubles set the Cardinals franchise record for doubles by a catcher, surpassing Ted Simmons mark of 40 (1978); the 2nd most in a single season in the majors by a catcher behind Ivan Rodriguez (47, 1996).
- Batted .373 with runners in scoring position (47-126), ranking 6th in the N.L.
- Was the 3rd-toughest player to strikeout in the N.L. with a strikeout every 14.50 plate appearances.
- Led MLB with a 57.8% stolen base percentage throwing out 20-of-46 attempted base stealers.
- Led all N.L. catchers in games (131), innings caught (1115.1), total chances (1043) and putouts (976).
- His 37 May hits were a career-high for a single month.
- Hit 12 doubles in June, T1st in the National League
- Placed on the 15-day DL on 7/31 with a right knee sprain and missed 14 games (7/31-8/15).

**2013 POSTSEASON:** Caught every game and inning of the 2013 postseason...hit .274 (17-62) during the postseason with hits in 12 of the 17 games played...had two hits in Division Series Game 1 vs. Pittsburgh and his solo HR in Game 2 was the only run for St. Louis...had 2 hits and a walk in League Championship Series Game 1 vs. Los Angeles Dodgers; singled in Game 3...scored two runs with two hits and an RBI in LCS Game 6...extended his World Series hitting streak to 7 games before going hitless in Game 5...had a single and his



RBI groundout scored the Cards first run in World Series Game 2 at Boston...had three hits and reached four times (IBB) in Game 3, and had RBI with his single in the 1st inning...doubled in Game 4, his only extra base hit during the WS.

## 2012

- Finished 4th in the National League MVP voting.
- Voted by MLB players as N.L. All-Star, but was on the bereavement list 7/6-8 and missed the game.
- Became the first Cardinals catcher to lead the team in batting in back-to-back seasons (.315 in 2012); ranked 4th in the National League in batting.
- Had career-high 22 home runs, 2nd only to Ted Simmons (26, 1979) by a STL catcher in a single season.
- His 32 caught stealing topped MLB & he ranked 2nd in MLB with a 47.9 caught stealing percentage; three pickoffs tied for first in the National League (2nd in MLB).
- Led ML catchers with career-high 12 stolen bases, a Cardinals single-season record by a catcher.
- Signed a five-year contract on 3/1 that also included a mutual option for 2018.

**2012 POSTSEASON:** Batted .393 (11-28) in the National League Championship Series vs. San Francisco with two RBI including a 4-4 performance in Game 7...hit .265 (13-49) over the entire postseason with four RBI...hit safely in six of seven LCS games...was flawless in 107 total chances defensively...his five walks in the Division Series vs. Washington were T1st in the DS with Beltran, Kozma and Teixeira (NYY).

## 2011

- Voted the recipient of Rawlings Platinum Glove award, recognizing the best defender in each league.
- Earned the Rawlings Gold Glove at catcher, his fourth-straight honor.
- Was selected to his 3rd consecutive All-Star game; caught 4.0 innings and doubled in his lone at-bat after coming into the game as a substitution for starter Brian McCann.
- Led the team in batting at .305, 8th among all National Leaguers; the first player other than Albert Pujols to lead the team in batting since Pujols' rookie year (2001) [Holliday & Pujols tied for team lead at .312 in 2010].
- Became the first catcher to lead the Cardinals in batting average since Ted Simmons (.310) in 1973.
- Led MLB catchers with 137 games played and 131 starts.
- Ranked 1st among N.L. catchers in BA (.307) and hits (145), tallying 100 hits (145) for the 4th-straight season.
- Missed five games for MLB suspension, served 8/4-9, after his ejection on 8/3 at MIL.

**2011 POSTSEASON:** Started all 18 games and played every inning during the club's 2011 playoff run (includes 1.0 inning at first)...became the first Cardinals catcher to appear in the postseason five different seasons (2004-06, 09, 11)...caught five base runners, two in the Division Series and three during the World Series vs. three stolen bases (2 DS, 1 WS)...hit .299 and had five doubles and 12 RBI during the playoffs...singled in four of five Division Series games vs. Philadelphia, and had a caught stealing at 2nd in the 6th inning

of Game 5...hit .333 during the League Championship Series vs. Milwaukee...went 3-4 in Game 5 that sent the series back to Milwaukee and over the final two games of the LCS (Games 5 & 6) was 5-8...during the World Series vs. Texas batted .333...had two doubles in WS Game 3 with 4 RBI and had three hits in Game 5...picked up 2 RBI in both Games 6 and 7...his 9 RBI in WS were most by a catcher in WS since Sandy Alomar, Jr. (CLE) had 10 in 1997...his 20 hits were most by catcher in postseason since Ivan Rodriguez had 21 in 2003.

## 2010

- Won his 3rd consecutive Rawlings Gold Glove.
- Voted as the starting catcher for the National League All-Star team for the second consecutive season; went 1-for-1 with a single and caught four innings.
- Led all MLB catchers in innings played (1138.0), games started (130) and assists (79), and led all N.L. catchers with 465 at-bats and eight stolen bases.
- Led the N.L. with 24 RBI with bases loaded and T4th batting .533 (8-15).
- Hit first professional grand slam on Opening Day (4/5 at CIN) joining Mark McGwire and Scott Rolen as only Cardinals with a grand slam on Opening Day.
- Led all MLB catchers throwing out 44.4% (28 CS-63 ATT) base stealers.
- Missed final 12 games of the season with a sore right knee.

## 2009

- Picked up his second-straight Rawlings Gold Glove Award.
- Garnered All-Star honors for the first time, voted as the starting catcher for the N.L.; caught 8.0 innings while also delivering an RBI-single.
- Led the majors in games started (136), the most by a Cardinals catcher since Ted Simmons (139) in 1977.
- Led the majors with eight pickoffs.
- Named to the Sporting News N.L. All-Star team, as voted on by players.

**2009 POSTSEASON:** Hit .308 (4-13) in the three games during the Division Series vs. Los Angeles...started all three games behind the plate.

## 2008

- Received his first Rawlings Gold Glove award, the 3rd STL catcher to ever win the award (Matheny, Pagnozzi).

### CATCHING SIMBA

Yadier Molina's offensive records compared with former Cardinals catcher Ted Simmons.

#### Hits

1. Yadier Molina	1,730
2. Ted Simmons	1,704

#### Doubles

1. Yadier Molina	335
2. Ted Simmons	332

#### RBI

1. Ted Simmons	929
2. Yadier Molina	785

#### At-Bats

1. Yadier Molina	6,092
2. Ted Simmons	5,725

#### Extra-Base Hits

1. Ted Simmons	541
2. Yadier Molina	468





## MLB ALL-TIME CATCHING LEADERS

Rank	Innings Caught	Years Active
1.	Ivan Rodriguez 20,347.1	1991-2011
10.	Brad Ausmus 15,840.2	1993-2010
11.	Lance Parrish 15,200.1	1977-1995
12.	Ted Simmons 15,092.1	1968-1988
13.	Johnny Bench 14,489.0	1967-1983
14.	<b>Yadier Molina 14,370.2</b>	<b>2004-present</b>

Rank	Games Caught	Years Active
1.	Ivan Rodriguez 2,427	1991-2011
11.	Benito Santiago 1,917	1986-2005
12.	Lance Parrish 1,818	1977-1995
16.	Johnny Bench 1,742	1967-1983
17.	Ray Schalk 1,727	1912-1929
18.	<b>Yadier Molina 1,715</b>	<b>2004-present</b>

Rank	Putouts	Years Active
1.	Ivan Rodriguez 14,864	1991-2011
2.	Jason Kendall 13,019	1996-2010
3.	Brad Ausmus 12,839	1993-2010
4.	A.J. Pierzynski 12,600	1998-2016
5.	Gary Carter 11,785	1974-1992
6.	<b>Yadier Molina 11,552</b>	<b>2004-present</b>

Rank	Total Chances	Years Active
1.	Ivan Rodriguez 16,233	1991-2011
4.	A.J. Pierzynski 13,491	1998-2016
5.	Gary Carter 13,109	1973-1992
6.	Bob Boone 12,612	1972-1990
7.	Carlton Fisk 12,572	1969-1993
8.	<b>Yadier Molina 12,521</b>	<b>2004-present</b>

- His 135 hits were the most by a STL catcher since Ted Simmons had 150 in 1980.
- Became the first Cards catcher since Simmons in 1980 to post a batting average of .300 or better (.304), the only two STL catchers to have BA's over .300 as a catcher (min. 450 plate apps.).
- Led team and ranked 6th in the NL with a .340 (34-100) batting average with runners in scoring position.
- His 28 total strikeouts as catcher were the fewest by STL backstop since Simmons fanned just 20 times in 1976 and the 2nd fewest by an MLB backstop since 1993 (A.J. Pierzynski 26K's for SF in 2004) (min. 450 PA's).
- Led MLB with seven pick-offs.
- Removed from field on stretcher after home-plate collision in the 9th on 6/15 vs. PHI; held on to the ball after tag to help STL to win. Suffered a concussion and missed three games.

## 2007

- Caught 23 of 46 (50%) opponents attempting to steal, tops in the majors.
- Missed most of June with a non-displaced fracture in his left wrist suffered on 5/29 at COL. Came out of the game mid-4th with the injury which occurred when he took a foul tip off his wrist in the third inning during M. Holliday's at-bat. Was activated from the disabled list on 6/28 after missing 26 games.
- His season ended a week early on 9/24 after surgery on his right knee, a medial meniscectomy, performed by Dr. George Paletta.
- Had then career-high 15 game hit-streak (.373 BA) 5/1-24, the longest by a Cards catcher since 1993 (Erik Pappas: 16-games, 5/14-6/5).
- Had first career multi-HR game 8/16 at MIL.
- Signed a 4-year contract extension with a club option for 2012 on January 21, 2008.

## 2006

- Had seven pickoffs on the season. Picked Brian Giles off first base to end the game on 5/28 at SD - it had been almost four years since a major league game ended with a catcher's pickoff [Ivan Rodriguez (TEX) picked off R. Hidalgo (HOU) on 6/14/02].
- Went 26-for-63 (41%) on opponent stolen base attempts and led NL catchers with 79 assists.

**2006 POSTSEASON:** Took part in postseason play for third straight season and led the team with 19 hits, 29 total bases, .358 BA and was second with 8 RBI in 16 games played... started all 16 games behind the plate and made just one error as Cardinals pitchers combined for a stellar 2.68 ERA...had hits in all but four postseason games...had an RBI single in Division Series Game 1 at San Diego...picked off Mike Piazza at first to end Padres 1st inning in DS Game 3...singled in his first at-bat of League Championship Series Game 1 vs. New York...recorded three hits and drove in two runs in LCS Game 2...had two hits in LCS Game 4, including solo HR...was one of several NLCS Game 7 heroes for St. Louis, delivering a 2-run HR in the 9th inning off Aaron Heilman to give Cardinals a 3-1 lead...batted .412 (7-17) in the World Series, while hitting safely in all five games...doubled in WS Game 3 vs. Detroit...drove in a run with a double in Game 4 of the WS and walked twice... had three hits and two runs in Series clinching Game 5 win.

## 2005

- At 22 years of age, became the youngest catcher to start for an N.L. club on Opening Day since Jason Kendall for the Pirates (21 in 1996).
- Shut down opponent's running game, throwing out 17 of 31 runners attempting to steal (55%), and allowed fewest SB's (14) among ML catchers (min. 100 games started, Twins Joe Mauer was next closest with 31 allowed).
- Picked off nine base runners.
- Missed 33 games from 7/8-8/17 after being HBP on his left hand in 7/7 game at ARI that caused a hairline fracture to his 5th metacarpel.

**2005 POSTSEASON:** Caught the duration of all nine post-season games, helping St. Louis pitchers to a 3.19 ERA...drove in three runs while batting .286...San Diego stole two bases in Game 1 of the Division Series before Molina shut down the Padres running game the rest of the series...had two hits and drove in two in DS Game 3...collected 2 hits in Games 2, 3 and 5 of the League Championship Series vs. Houston...allowed only one HOU stolen base in the series.

## 2004

- Made MLB debut on 6/3 at PIT after his contract was purchased from Memphis to replace injured catcher Mike Matheny.
- Went 2-4 with a double and run scored in debut and was involved with a play at the plate in the 2nd inning, recording the out when A. Nunez tried to score from second on a single to right; also recorded a caught stealing in the 8th.
- Had first career GWRBI with a bases loaded single in the 9th on 8/7 vs. NY.
- Made two terrific putouts at the plate 8/28 at PIT, including a violent collision with Ty Wiggington.
- Belted his first MLB homer 9/23 at MIL to snap a 2-2 tie.
- Threw out 50% of would be base thieves (8-16) in 51 games played (39 starts).

**2004 POSTSEASON:** Did not see action in the Cardinals Division Series round, but did start and catch Game 4 of the LCS vs. HOU (1-4 in 6-5 loss)...appeared in three World Series games vs. Boston, including a start in Game 4...pinch hit in Game 1 (0-1) and caught the 9th inning of Game 3.

## MINOR LEAGUE HIGHLIGHTS

- In 2002 was regular season backstop for the Midwest League Champion Peoria Chiefs (A)
- Led league catchers in assists (140) and double plays (9) in 2002 and helped the Chiefs pitching staff to a league-leading 2.78 ERA. Threw out a 52 pct. of opposing base-stealers

## BACKGROUND / PERSONAL

- Graduated from Escuela Superior Maestro Ladi in Vega Alta, Puerto Rico in 2000.
- Is the younger brother of former Major League catchers Bengie and Jose Molina - the only trio of brothers to have all won a World Series ring.
- Played American Legion ball in 2000 for Post #48.
- After the 2004 season teamed with Rick Ankiel during Puerto Rican Winter League play with Carolina and batted .297 (10th in league)...played for Carolina in 2006, winning Puerto Rican Championship.
- Played for Puerto Rico and Manager Jose Oquendo during inaugural World Baseball Classic in 2006 and again in 2009.
- Was named to the all-WBC team in both 2017 and 2013 after guiding Puerto Rico to 2nd place finishes.
- Changed from uniform #41 to #4 prior to 2006 season.
- Named St. Louis BBWAA Baseball Man of the Year for 2012 and co-winner in 2013 with Matt Carpenter and Adam Wainwright.
- Named the 2015 Darryl Kile award winner by vote of his teammates.
- His foundation, Foundation 4, has helped raise funds for pediatric cancer patients in Puerto Rico and assisted with hurricane relief following the 2017 season.
- He and his wife, Wanda, make their home in Jupiter, Fla., with their sons, Yanuell Benjamin (10/20/08) and Daniel (2/6/16), and daughter, Adrianna (7/4/10).





# JASON MOTTE

(MOTT)

# 30

HEIGHT	WEIGHT	BATS/THROWS	BIRTH DATE	ML SERVICE
6-0	205	R/R	6/22/82	9.017

**FULL NAME:** Jason Louis Motte  
**BORN:** Port Huron, Michigan  
**OPENING DAY AGE:** 35 (Turns 36 on June 22)  
**BECAME CARDINAL:** Signed as a minor league free agent, February 19, 2018  
**CONTRACT STATUS:** Signed through 2018  
**MLB DEBUT:** September 3, 2008 at Arizona

**PITCHER (NON-ROSTER)**



## COMPLETE RECORD

Year	Team	W-L	ERA	G	GS	CG	GF	SHO	SV	IP	H	R	ER	HR	HBP	BB	IBB	SO	WP	BK	BA
2006	State College	1-2	3.08	21	0	0	16	0	8	26.1	30	12	9	1	0	4	0	25	0	0	.280
	Quad Cities	1-1	4.97	8	0	0	0	0	0	12.2	16	8	7	1	1	3	0	13	0	0	.296
2007	Palm Beach	1-0	0.90	9	0	0	0	0	3	10.0	7	2	1	0	0	1	0	6	0	0	.184
	Springfield	3-3	2.20	44	0	0	22	0	8	49.0	36	13	12	3	3	22	2	63	2	0	.208
2008	Memphis	4-3	3.24	*63	0	0	28	0	9	66.2	64	25	24	6	1	26	3	110	7	0	.245
	ST. LOUIS	0-0	0.82	12	0	0	4	0	1	11.0	5	2	1	0	0	3	0	16	0	0	.139
2009	ST. LOUIS	4-4	4.76	69	0	0	14	0	0	56.2	57	32	30	10	2	23	1	54	2	1	.264
2010	Memphis	0-0	3.38	2	0	0	0	0	0	2.2	2	1	1	0	0	1	0	2	0	0	.200
	ST. LOUIS	4-2	2.24	56	0	0	13	0	2	52.1	41	13	13	5	0	18	3	54	2	1	.264
2011	ST. LOUIS	5-2	2.25	78	0	0	27	0	9	68.0	49	22	17	2	5	16	2	63	1	0	.202
2012	ST. LOUIS	4-5	2.75	67	0	0	58	0	+42	72.0	49	23	22	9	2	17	1	86	0	0	.191
2013	ST. LOUIS	INJURED - DID NOT PITCH																			
2014	Memphis#	0-0	0.00	2	0	0	0	0	0	3.0	2	0	0	0	0	0	0	2	0	0	.182
	Springfield#	0-0	0.00	5	0	0	0	0	0	4.2	1	0	0	0	0	1	0	3	0	0	.067
	ST. LOUIS	1-0	4.68	29	0	0	10	0	0	25.0	29	14	13	7	0	9	0	17	1	0	.293
2015	Chicago (NL)	8-1	3.91	57	0	0	18	0	6	48.1	48	21	21	4	2	11	5	34	2	0	.255
2016	Albuquerque#	0-0	3.18	6	0	0	1	0	0	5.2	3	2	2	1	0	3	0	5	0	0	.167
	Colorado	0-1	4.94	30	0	0	8	0	0	23.2	28	15	13	6	2	8	1	24	0	0	.286
2017	Rome#	0-0	0.00	1	0	0	0	0	0	1.0	0	0	0	0	0	0	0	1	0	0	.000
	Gwinnett#	1-0	1.23	7	0	0	5	0	2	7.1	5	1	1	0	0	1	0	7	1	0	.192
	Atlanta	1-0	3.54	46	0	0	10	0	0	40.2	28	16	16	6	3	20	1	27	1	0	.199
<b>MINOR TOTALS</b>		<b>11-9</b>	<b>2.71</b>	<b>168</b>	<b>0</b>	<b>0</b>	<b>80</b>	<b>0</b>	<b>30</b>	<b>189.0</b>	<b>166</b>	<b>64</b>	<b>57</b>	<b>12</b>	<b>5</b>	<b>62</b>	<b>5</b>	<b>237</b>	<b>10</b>	<b>0</b>	<b>.232</b>
<b>MAJOR TOTALS</b>		<b>27-15</b>	<b>3.30</b>	<b>444</b>	<b>0</b>	<b>0</b>	<b>162</b>	<b>0</b>	<b>60</b>	<b>397.2</b>	<b>334</b>	<b>158</b>	<b>146</b>	<b>49</b>	<b>16</b>	<b>125</b>	<b>14</b>	<b>375</b>	<b>8</b>	<b>1</b>	<b>.228</b>

\*Led League

+ Tied for League Lead

#Injury Rehabilitation Assignment

**Note:** Major League Uniform Numbers Worn: 60 (2008-09), 30 (2010-present).

## WILD CARD RECORD

Year	Team	W-L	ERA	G	GS	CG	GF	SHO	SV	IP	H	R	ER	HR	HBP	BB	IBB	SO	WP	BK	BA
2012	STL vs. ATL	0-0	0.00	1	0	0	1	0	1	1.1	2	0	0	0	0	1	0	1	0	0	.333



## DIVISION SERIES RECORD

Year Team	W-L	ERA	G	GS	CG	GF	SHO	SV	IP	H	R	ER	HR	HBP	BB	IBB	SO	WP	BK	BA
2009 STL vs. LAD	0-0	0.00	1	0	0	0	0	0	1.0	0	0	0	0	0	0	0	0	0	0	.000
2011 STL vs. PHI	0-0	0.00	3	0	0	3	0	2	3.1	1	0	0	0	0	0	0	3	0	0	.091
2012 STL vs. WSH	1-0	3.00	2	0	0	2	0	0	3.0	3	1	1	0	0	0	0	1	0	0	.250
<b>D.S. TOTALS</b>	<b>1-0</b>	<b>1.23</b>	<b>6</b>	<b>0</b>	<b>0</b>	<b>5</b>	<b>0</b>	<b>2</b>	<b>7.1</b>	<b>4</b>	<b>1</b>	<b>1</b>	<b>0</b>	<b>0</b>	<b>0</b>	<b>0</b>	<b>4</b>	<b>0</b>	<b>0</b>	<b>.154</b>

## LEAGUE CHAMPIONSHIP SERIES RECORD

Year Team	W-L	ERA	G	GS	CG	GF	SHO	SV	IP	H	R	ER	HR	HBP	BB	IBB	SO	WP	BK	BA
2011 STL vs. MIL	0-0	0.00	4	0	0	4	0	2	4.2	0	0	0	0	0	0	0	4	0	0	.000
2012 STL vs. SF	0-0	2.25	3	0	0	3	0	2	4.0	2	1	1	1	0	0	0	0	0	0	.143
<b>L.C.S. TOTALS</b>	<b>0-0</b>	<b>1.04</b>	<b>7</b>	<b>0</b>	<b>0</b>	<b>7</b>	<b>0</b>	<b>4</b>	<b>8.2</b>	<b>2</b>	<b>1</b>	<b>1</b>	<b>1</b>	<b>0</b>	<b>0</b>	<b>0</b>	<b>4</b>	<b>0</b>	<b>0</b>	<b>.071</b>

## WORLD SERIES RECORD

Year Team	W-L	ERA	G	GS	CG	GF	SHO	SV	IP	H	R	ER	HR	HBP	BB	IBB	SO	WP	BK	BA
2011 STL vs. TEX	0-1	6.23	5	0	0	3	0	1	4.1	4	4	3	1	0	1	0	1	0	0	.235

## REGULAR SEASON BATTING RECORD

Year Team	AVG	G	AB	R	H	2B	3B	HR	RBI	SH	SF	HBP	BB	IBB	SO	SB	CS	GDP	SLG	OBP	E
2017 Atlanta	.000	46	0	0	0	0	0	0	0	0	0	0	0	0	0	0	0	0	.000	.000	0
<b>MAJOR TOTALS</b>	<b>.000</b>	<b>444</b>	<b>4</b>	<b>0</b>	<b>0</b>	<b>0</b>	<b>0</b>	<b>0</b>	<b>0</b>	<b>0</b>	<b>0</b>	<b>0</b>	<b>0</b>	<b>0</b>	<b>4</b>	<b>0</b>	<b>0</b>	<b>0</b>	<b>.000</b>	<b>.000</b>	<b>1</b>

## REGULAR SEASON FIELDING RECORD

Position	PCT	G	PO	A	E	TC	DP
Pitcher	.989	444	33	58	1	92	7

## CAREER TRANSACTIONS

- Selected by St. Louis Cardinals in the 19th round (575th overall) of the June 2003 free-agent draft.
- On St. Louis disabled list (right shoulder sprain), August 4 to August 30, 2010; includes injury rehabilitation at Memphis (AAA).
- On St. Louis disabled list (right elbow surgery), March 23 to end of season, 2013.
- On St. Louis disabled list (Tommy John surgery), March 29 (retroactive to March 21) to May 20, 2014; includes injury rehabilitation at Springfield (AA) and Memphis (AAA).
- On St. Louis disabled list (lower back sprain), August 8 (retroactive to August 1) to September 2, 2014; includes injury rehabilitation at Springfield (AA).
- Signed by the Chicago Cubs as a free agent, December 19, 2014.
- On Chicago Cubs disabled list (right shoulder strain), August 24 to end of season, 2015.
- Signed by the Colorado Rockies as a free agent, December 8, 2015.
- On Colorado disabled list (right shoulder strain), April 3 (retroactive to March 25) to May 25, 2016; includes injury rehabilitation at Albuquerque (AAA).
- On Colorado disabled list (right rotator cuff strain), July 27 (retroactive to July 26) to September 8, 2016.
- Signed by the Atlanta Braves as a free agent, April 11, 2017.
- On Atlanta disabled list (back strain), July 14 (retroactive to July 11) to August 4, 2017; includes injury rehabilitation at Rome (A) and Gwinnett (AAA).
- On Atlanta disabled list (right oblique strain), September 1-15, 2017.
- Signed by the St. Louis Cardinals as a minor league free agent, February 19, 2018.



## 2017 SEASON HIGHS

**Most IP:** 1.2, 6/20 vs. San Francisco.  
**Most Strikeouts:** 2, eight times. Last: 9/25 at New York Mets.  
**Most Walks:** 2, twice. Last: 9/27 at New York Mets.  
**Most Runs Allowed:** 4, 7/4 vs. Houston.  
**Most Hits Allowed:** 3, twice. Last: 7/4 vs. Houston.  
**Most HRs Allowed:** 1, six times. Last: 8/31 at Chicago Cubs.  
**Longest Winning Streak:** 1 game, 6/12-present.  
**Longest Scoreless Streak:** 12.2 IP, 5/1-6/3.

## CAREER HIGHS

**Most IP:** 2.0, 11 times. Last: 7/21/15 at Cincinnati.  
**Most Strikeouts:** 5, 9/2/09 vs. Milwaukee.  
**Most Walks:** 3, three times. Last: 5/30/12 at Atlanta.  
**Most Runs Allowed:** 5, 7/25/09 at Philadelphia.  
**Most Hits Allowed:** 4, three times. Last: 7/6/14 vs. Miami.  
**Most HRs Allowed:** 2, four times. Last: 8/16/12 vs. Arizona.  
**Longest Winning Streak:** 7 games, 5/23-8/21/15.  
**Longest Scoreless Streak:** 18.2 IP, 7/26-9/3/11.

## CAREER NOTES

- Rejoins the Cardinals for the first time since 2014, following stints with the Cubs (2015), Rockies (2016) and Braves (2017).
- Needs 56 appearances for 500 in his career.
- Ranks 16th in Cardinals history with 311 appearances while in St. Louis.
- Has converted 60-of-79 saves in his career with 54 of those saves coming as a member of the Cardinals.
- His eight career postseason saves are tied with Jason Isringhausen for the Cardinals franchise lead and ranks T9th in Major League Baseball history with Wade Davis, Goose Gossage, Tug McGraw and Randy Myers.
- Pitched the final out of Game 7 of the 2011 World Series Championship.
- Ranks T4th in Cardinals history with 19 postseason appearances.
- Is the only pitcher in Cardinals history to record all team saves in a single season with 42 in 2012, which was tied for the National League lead with Craig Kimbrel (ATL).

## 2017

- Signed by the Atlanta Braves on April 11.
- Began the season in Gwinnett (AAA) on 4/11 and made seven appearances before being promoted to Atlanta and appeared in his first game with the Braves at MIL (4/28).
- Pitched on consecutive days nine times during the season including both games of a doubleheader vs. NYM (6/10) recording two outs (9 pitches) and one out (four pitches).
- Was placed on the 10-day disabled list twice (7/14-8/4 & 9/1-15) with a back strain and right oblique strain.
- Held the opposition to a .179 BA (12-67) with runners on base and .184 (7-38) with runners in scoring position.

## 2016

- Began the season on the Colorado disabled list (right shoulder strain), but was activated on May 25 following a six-game rehab assignment to Albuquerque (AAA).
- Made 30 appearances in the majors despite landing on the disabled list later in the season with a right rotator cuff strain (7/27-9/8).
- Pitched on consecutive days nine times including one stretch of three straight games (6/20-22).
- Was 0-0 with a 2.16 ERA in 11 appearances against N.L. West Divisional opponents.

## AWARDS &amp; HONORS

## Darryl Kile Award

2013: St. Louis

## National League Player of the Week

2012: St. Louis - Sept. 17-23

## World Champions

2011: St. Louis

## Baseball America Triple-A All-Star

2008: Memphis (AAA)

## Florida State League Mid-Season All-Star

2004: Palm Beach (A)

## CAREER MILESTONES

## Major League Debut

September 3, 2008 at Arizona

## First Major League Win

April 21, 2009 vs. New York Mets

## First Major League Save

September 18, 2008 at Cincinnati

## First Career Strikeout

September 3, 2008 at Arizona  
(7th inning, Mark Reynolds, swinging)

## 2015

- Signed with the Chicago Cubs as a free agent after 12 years in the St. Louis Cardinals organization.
- His career-high eight wins tied for the Major League lead for relievers, but went on the disabled list Aug. 24 with a right shoulder strain that kept him out for the remainder of the season.
- Posted a career-best streak of seven consecutive decisions from May 23 through his last appearance.
- Recorded 13-straight scoreless appearances from 5/16-6/20 (10.2 IP).
- Was placed on the 15-day disabled list Aug. 24 with a right shoulder strain, and missed the remainder of the season.



## 2014

- Made his first appearance of the season (5/21) after missing the beginning of the year while recovering from Tommy John surgery.
- Went 1-0 with a 4.68 ERA (25.0 IP, 13 ER) in 29 appearances for the Cardinals.
- The 29 appearances were his fewest in a season since making 12 starts in September of 2008 to begin his career.

## 2013

- Suffered a right elbow strain (3/21) during a Spring Training game (9th app.) which ultimately ended in ligament repair (Tommy John) surgery.
- Had surgery on his right elbow on 5/7, performed by team orthopedist, Dr. George Paletta and missed the entire season.

## 2012

- Tied for the National League lead with a career-high 42 saves (Kimbrel, ATL), the first Cardinals pitcher to lead or tie for league lead since Jason Isringhausen (47, in 2004).
- Became the first pitcher in Cardinals franchise history to record every save during the season.
- Ranked 9th among N.L. relievers with a career-high 86 strikeouts, 5th in WHIP (0.92), 8th with a .191 opp. BA, T11th in innings (72.0) and 13th in K/9 IP (10.75).
- Finished 2nd in the N.L. with 58 games finished.
- Led MLB with a .122 average against left-handed batters.
- Named National League Player of the Week (9/17-23), nailing down five saves in five appearances with 10 strikeouts in 4.2 scoreless innings.
- Ended the season with nine consecutive scoreless appearances totaling 8.1 innings with eight saves in eight opportunities.
- Became 4th Cardinals pitcher (6th time overall) to save 40 or more games in a season and 5th to achieve 20 before the All-Star Break.
- Had five saves of four outs or more and one of five outs (9/3 vs. NYM).
- Set career monthly highs with 9 saves and 19 K's in September.

**2012 POSTSEASON:** Made six appearances and earned three saves during the postseason (WC, 2 LCS games)... recorded a four-out save in the Wild Card game at Atlanta stranding two runners in the 8th...picked up the win in Division Series Game 5 at Washington with 2.0 IP; allowed a run in the 8th, but had 1-2-3 9th inning to close out decisive Game 5 win... earned a save in Game 1 of the League Championship Series at San Francisco...picked up a 2.0 inning save in LCS Game 3 - the first 2.0-inning save of his career.

## 2011

- Set the Cardinals single-season record for most appearances by a righthander with a career-high 78.
- Set the franchise record of 33 consecutive appearances (26.1 IP) without allowing an earned run, from 6/26-9/3... his nine saves from 8/28-9/28, were T3rd in the National League and T5th in MLB over that span.

- Had 9th lowest ERA (1.93) in the majors after the All-Star Break...his 2.25 ERA for the season was 10th among NL relievers.
- Led team with 20 Holds and recorded 9 saves in 13 opportunities, the 2nd most saves for STL.
- All nine of his saves came after the All-Star break, earning his 1st save of the season vs. PIT (8/28); he was one of eight players on the team to garner saves in 2011.
- Ranked T6th in all of MLB with 56 inherited runners.
- Had a 21-game scoreless streak (career-high 18.2 IP) from 7/26 until he allowed an earned run vs. MIL (9/6).
- His 2nd save of the year was a perfect 1.2 IP vs. CIN (9/3), one of two saves over 1.0 IP.

**2011 POSTSEASON:** Set Cardinals franchise record for most appearances in a postseason with 12 (tied with Octavio Delgado, Marc Rzepczynski)...set Cardinals franchise record with five saves in a postseason and was a perfect 5-for-5 in those opportunities...joined Brad Lidge (7-for-7, 2008 Phillies) as one of only two National League relief pitchers to record a perfect save percentage with five or more postseason saves... pitched 9.0 consecutive scoreless innings in his first eight playoff appearances; did not allow a run in the Division Series or League Championship Series and in fact allowed just a single during the Division Series and no hits during the NLCS ...earned a four-out save vs. Philadelphia in Division Series Game 2...struck out three in a four-out save in Game 3 of the NLCS vs. Milwaukee...was on the mound in the 9th for the final out of NLCS Game 6 win, giving the Cards their 18th World Series berth...recorded a save in World Series Game 1 with a perfect 9th inning...took the loss in Game 2 allowing singles to first two batters in 9th and both scored...pitched a postseason high 2.0 IP in Game 6, allowing two-run HR to Josh Hamilton in 10th...closed out 9th inning of Game 7 of the World Series, joining Adam Wainwright, Bruce Sutter, Harry Brecheen, Ted Wilks, Bill Hallahan and Grover Cleveland Alexander as Cardinals relief pitchers to record final out of a World Series Championship.

## 2010

- Missed 26 days while on the 15-day disabled list (8/4-8/30) with a right shoulder sprain, making two rehab appearances in Memphis (AAA).
- Did not allow a run in the 10 appearances following his return from injury (9.0 IP, 8 H).
- Tied his previous season highs with 54 strikeouts (9.3 K/9 IP) and four wins.
- Converted 2-of-3 save opportunities and finished 3rd among Cardinals relievers with 13 Holds.
- Retired 32 consecutive batters (10.2 perfect IP) from 5/11-6/6.
- Was scored on in only 10 of 56 outings, never allowing more than two runs.
- Made nine appearances of four outs or more with two, 2.0 IP appearances.
- Held RH batters to a .198 BA (25-126) with 39 strikeouts.
- Did not allow a run in six interleague appearances (6.2 IP, 1 H, 7 K), holding opposing batters to an .053 BA (1-19).
- Worked more efficient on one day (0.57 ERA/16 app.) or two days (0.79 ERA/12 app.) rest.

**2009**

- His 69 appearances ranked 5th in the National League among rookie hurlers and were 3rd-most by a Cardinals rookie reliever (M. Perez, 77 in 1992 & T. Worrell, 74 in 1986).
- Allowed one earned run in his final 12.1 innings (0.73 ERA) of the season going 1-0 with 16 strikeouts while limiting opponents to a .200 (9-45) batting average in the 13 outings over this span.
- Led the Cardinals with 20 Holds.
- Allowed four HR's in a 3.2-inning span from 6/8-18 after having allowed 0 in his first 22.2 IP.

**2009 POSTSEASON:** Faced three batters in the 8th inning of Game 3, retiring the side, during the National League Division Series vs. LA.

**MINOR LEAGUE HIGHLIGHTS**

- Led the **2008** Pacific Coast League with 63 appearances. Struck out 110 batters in 66.2 innings at Memphis (AAA) ranking 2nd on the Redbirds and T12th in the Pacific Coast League.
- Named the No. 8 prospect in the Cardinals organization by Baseball America in **2008**.
- Pitched 11 games for Mesa in the **2007** Arizona Fall League going 2-0 with a 4.50 ERA and 10 strikeouts in 12.0 innings pitched.
- Began the conversion to pitcher in **2006**.
- Rated as the "Best Defensive Catcher" in the Cardinals organization by Baseball America in **2004**.
- Was selected to the **2004** Florida State League Mid-Season All-Star Game while batting .161 with five RBI at the break.
- Led FSL catchers in **2004** with 62 assists and 13 passed balls while playing at Palm Beach (A).
- Had 48 assists in 47 games caught with Peoria (A) in **2003**.

**ST. LOUIS CARDINALS CAREER POSTSEASON SAVES LEADERS**

Rank		SAVES
1.	<b>JASON MOTTE (2009-12)</b>	<b>8</b>
	Jason Isringhausen (2002-05)	8
3.	Trevor Rosenthal (2012-15)	7
4.	Ken Dayley (1985-87)	5
5.	Dennis Eckersley (1996)	4
	<b>ADAM WAINWRIGHT (2006-15)</b>	<b>4</b>
	Todd Worrell (1985-87)	4

**BACKGROUND / PERSONAL**

- Graduated from Valley Central High School in Montgomery, N.Y., where he played baseball and earned All-State honors his junior and senior seasons.
- Played college baseball at Iona College (NY) and was ranked 10th in 2002 by Baseball America among New England Collegiate League catchers.
- Named recipient of Hilton Smith Reliever of the Year Legacy award for 2012 by Negro League Baseball Museum.
- Was the 2013 recipient of the Darryl Kile Award.
- Is active in promoting cancer awareness thru Jason Motte Foundation and "Strikeout Childhood Cancer" efforts.
- He and his wife, Caitlin, have one daughter, Margaret Morgan (1/7/13) and one son Sutter Lynn (8/12/16). They reside in Memphis, Tennessee.



(L to R) Red Schoendienst, Bob Gibson, Whitey Herzog, Bruce Sutter, David Eckstein, Jason Motte, Dave Duncan, and Tony La Russa on Opening Day at Busch Stadium, April 13, 2012.



# YAIRO MUÑOZ

(JYE-row MOON-yos)

# 62

HEIGHT	WEIGHT	BATS/THROWS	BIRTH DATE	ML SERVICE
6-0	200	R/R	1/23/95	0.000

**FULL NAME:** Yairo Muñoz

**BORN:** Nagua, Dominican Republic

**OPENING DAY AGE:** 23

**BECAME CARDINAL:** Acquired from the Oakland Athletics along with INF Max Schrock for OF Stephen Piscotty, December 14, 2017

**CONTRACT STATUS:** Signed through 2018

**INFIELDER**



## COMPLETE RECORD

Year Team	AVG	G	AB	R	H	2B	3B	HR	RBI	SH	SF	HBP	BB	IBB	SO	SB	CS	GDP	SLG	OBP	E
2012 DSL Athletics	.229	32	105	13	24	7	3	0	22	1	2	1	10	0	23	4	3	3	.352	.297	12
2013 AZL Athletics	.194	25	67	8	13	3	0	1	5	0	1	2	7	0	11	1	0	0	.284	.286	4
2014 Vermont	.298	66	252	29	75	17	3	5	20	2	2	2	7	1	42	14	6	2	.448	.319	20
2015 Beloit	.236	97	369	48	87	14	3	9	48	1	6	2	22	0	62	10	2	19	.363	.278	23
Stockton	.320	39	150	21	48	12	0	4	26	1	1	2	11	0	20	1	1	7	.480	.372	11
2016 Midland	.240	102	387	44	93	16	3	9	39	1	0	2	23	0	76	6	7	10	.367	.286	19
2017 Midland	.316	47	190	35	60	17	3	6	26	1	3	1	10	1	35	12	1	5	.532	.348	10
Nashville	.289	65	256	30	74	9	1	7	42	0	4	1	11	0	46	10	4	8	.414	.316	10
<b>MINOR TOTALS</b>	<b>.267</b>	<b>473</b>	<b>1776</b>	<b>228</b>	<b>474</b>	<b>95</b>	<b>16</b>	<b>41</b>	<b>228</b>	<b>7</b>	<b>19</b>	<b>13</b>	<b>101</b>	<b>2</b>	<b>315</b>	<b>58</b>	<b>24</b>	<b>54</b>	<b>.408</b>	<b>.308</b>	<b>109</b>

## CAREER TRANSACTIONS

- Signed by the Oakland Athletics as a non-drafted free agent, January 27, 2012.
- Acquired by the St. Louis Cardinals from the Oakland Athletics along INF Max Schrock in exchange for OF Stephen Piscotty, December 14, 2017.

## CAREER NOTES

- Has played in 473 games over six professional seasons starting 448 games at seven different defensive positions (SS-307, 3B-75, 2B-38, CF-20, RF-5 & LF-3).
- 2015 Midwest League All-Star at Beloit (A).
- 2014 New York-Penn League All-Star with Vermont (SS-A).
- Is 58-for-82 (71%) in career stolen base attempts including five career games with two stolen bases.
- Played for the Mesa Solar Sox in the 2016 Arizona Fall League and batted .270 with seven RBI in 21 games.
- Played for Toros del Este in the 2017-18 Dominican Winter League.

## 2017

- Batted .300 with 13 HR, 68 RBI and a career-high 22 stolen bases in 112 games between Midland (AA) and Nashville (AAA).
- Started at six different defensive positions over the season with the most at shortstop (46), followed by third base (36), centerfield (20), right field (5), left field (3) and second base (2).
- Established new career-highs in triples (4), while matching his highs in home runs (13), doubles (26) and sac flies (7).
- Posted a career-high 5 RBI at Omaha (7/18) going 3-for-5 with two doubles and a home run.
- Was 18-for-35 (.514) from 8/24-9/1 hitting safely in all eight games with six multi-hit games.





- Had three games with two stolen bases (6/3 at NW Arkansas, 6/10 vs. Frisco & 8/9 at Tacoma).
- Posted an RBI in five straight games (5/31-6/4).
- Scored a run in seven straight games (5/28-6/4).
- Played in five games for the Toros del Este in the Dominican Winter League.

**2016**

- Began the season on the disabled list with a bruised right heel and was reinstated on April 26 for Midland (AA).
- Posted his second career multi-home run game at Frisco (5/9), homering in back-to-back innings (2nd & 3rd).
- Batted in every spot of the lineup except lead-off.
- Posted single-game highs with three walks and two stolen bases vs. Frisco (5/17).
- Had a season-high nine game hitting streak (7/13-21), batting .394 (13-33) during the streak.
- Batted .387 (12-31) with seven runs, three doubles and four RBI in eight games as a member of the Texas League Champion Midland (AA) team.
- Played for the Mesa Solar Sox in the Arizona Fall League and batted .270 with seven RBI in 21 games.

**2015**

- Played in a career-high 136 games between Beloit (A) and Stockton (A).
- Named as a Midwest League Mid-Season All-Star. Played as a defensive replacement for the West Club and was 0-for-1 in the game.
- Posted career highs in at-bats (519), runs (69), hits (135), doubles (26), triples (3), home runs (13), RBI (74), walks (33) and strikeouts (82).
- Ranked among Athletics minor leaguers in RBI (74, 5th), hits (135, 7th), total bases (206, 8th), runs (69, T8th) and home runs (13, T8th).
- Rated as the No. 10 prospect in the Athletics organization by Baseball America.

**2014**

- Named a New York-Penn League Mid-Season All-Star. Started at shortstop in the game for the North Squad and was 0-for-3 in the game.

**AWARDS & HONORS**

**Texas League Championship**  
2016: Midland (AA)

**Midwest League Midseason All-Star**  
2015: Beloit (A)

**New York-Penn League Midseason All-Star**  
2014: Vermont (SS-A)

- Stole a career-high 14 bases, ranking T8th among Athletics minor league players.
- Ranked among New York-Penn League leaders in batting (.298, 6th), hits (75, T4th), doubles (17, T9th) and stolen bases (14, T10th).
- Posted a career-best 17-game hitting streak (7/20-8/6) with a .338 batting average (23-68), ranking as the 4th-longest streak in the league.
- Hit first career multi-home run game vs. Cedar Rapids (5/23) with two solo shots.
- Had a single-game high two stolen bases at Auburn (8/11).
- Led New York-Penn League shortstops with 41 double plays turned.

**2013**

- Hit first professional home run at AZL Brewers (7/13) off Josh Uhen, a three-run shot.

**2012**

- Played 32 games his first professional season in the Dominican Summer League starting 22 games at shortstop while ranking second on the team with 22 RBI.

**BACKGROUND / PERSONAL**

- Resides in Nagua, Dominican Republic.



# BUD NORRIS

# 26

HEIGHT	WEIGHT	BATS/THROWS	BIRTH DATE	ML SERVICE
6-0	215	R/R	3/2/85	8.068

**FULL NAME:** David Stefan Norris

**BORN:** Greenbrae, California

**OPENING DAY AGE:** 33

**BECAME CARDINAL:** Signed as a free agent, February 14, 2018

**CONTRACT STATUS:** Signed through 2018

**MLB DEBUT:** July 29, 2009 at Chicago Cubs

**PITCHER**



## COMPLETE RECORD

Year Team	W-L	ERA	G	GS	CG	GF	SHO	SV	IP	H	R	ER	HR	HBP	BB	IBB	SO	WP	BK	BA
2006 Tri-City	2-0	3.79	15	3	0	6	0	2	38.0	28	20	16	1	4	13	0	46	1	0	.200
2007 Lexington	2-8	4.75	22	22	0	0	0	0	96.2	85	58	51	8	6	41	0	117	6	0	.233
Salem	1-0	1.50	1	1	0	0	0	0	6.0	4	1	1	0	0	1	0	2	0	0	.190
2008 Corpus Christi	3-8	4.05	19	19	0	0	0	0	80.0	89	42	36	8	7	31	0	84	1	3	.286
2009 Round Rock	4-9	*2.63	19	19	0	0	0	0	120.0	104	42	35	6	4	53	4	112	4	0	*.237
Houston	6-3	4.53	11	10	0	0	0	0	55.2	59	29	28	9	3	25	1	54	3	0	.272
2010 Round Rock#	1-0	3.07	3	3	0	0	0	0	14.2	16	5	5	1	0	6	0	14	1	0	.281
Houston	9-10	4.92	27	27	0	0	0	0	153.2	151	94	84	18	6	77	3	158	5	2	.256
2011 Houston	6-11	3.77	31	31	0	0	0	0	186.0	177	93	78	24	5	70	7	176	3	2	.250
2012 Oklahoma City#	1-0	3.60	1	1	0	0	0	0	5.0	3	2	2	2	0	3	0	7	0	0	.167
Houston	7-13	4.65	29	29	0	0	0	0	168.1	165	90	87	23	8	66	2	165	8	0	.254
2013 Houston	6-9	3.93	21	21	0	0	0	0	126.0	135	62	55	11	4	43	0	90	3	0	.277
Baltimore	4-3	4.80	11	9	0	2	0	0	50.2	61	27	27	6	1	24	0	57	1	0	.298
2014 Bowie#	0-1	6.23	1	1	0	0	0	0	4.1	4	3	3	0	1	5	0	7	0	0	.250
Baltimore	15-8	3.65	28	28	0	0	0	0	165.1	149	68	67	20	*14	52	2	139	3	0	.242
2015 Bowie#	0-1	7.20	1	1	0	0	0	0	5.0	6	4	4	0	1	0	0	7	1	0	.300
Norfolk#	0-1	12.15	2	2	0	0	0	0	6.2	12	9	9	2	0	1	0	3	0	0	.375
Baltimore	2-9	7.06	18	11	0	2	0	0	66.1	84	57	52	14	3	25	0	50	0	0	.309
San Diego	1-2	5.40	20	0	0	5	0	0	16.2	16	11	10	1	1	6	0	21	2	0	.246
2016 Atlanta	3-7	4.22	22	10	0	0	0	0	70.1	68	34	33	6	2	28	1	60	3	0	.257
Rancho Cucamonga#1-0	1.59	1	1	0	0	0	0	0	5.2	4	1	1	0	0	1	0	4	0	0	.200
Los Angeles (NL)	3-3	6.54	13	9	0	1	0	0	42.2	48	33	31	8	1	21	3	42	4	0	.279
2017 Inland Empire#	0-0	0.00	1	1	0	0	0	0	1.0	1	0	0	0	0	0	0	3	0	0	.250
Los Angeles (AL)	2-6	4.21	60	3	0	35	0	19	62.0	56	29	29	8	3	27	3	74	6	0	.236
<b>MINOR TOTALS</b>	<b>15-28</b>	<b>3.83</b>	<b>86</b>	<b>74</b>	<b>0</b>	<b>6</b>	<b>0</b>	<b>2</b>	<b>383.0</b>	<b>356</b>	<b>187</b>	<b>163</b>	<b>28</b>	<b>23</b>	<b>155</b>	<b>4</b>	<b>406</b>	<b>14</b>	<b>3</b>	<b>.247</b>
<b>MAJOR TOTALS</b>	<b>64-84</b>	<b>4.49</b>	<b>291</b>	<b>188</b>	<b>0</b>	<b>45</b>	<b>0</b>	<b>19</b>	<b>1163.2</b>	<b>1169</b>	<b>627</b>	<b>581</b>	<b>148</b>	<b>51</b>	<b>464</b>	<b>22</b>	<b>1086</b>	<b>41</b>	<b>4</b>	<b>.261</b>

\* Led League

# Injury Rehabilitation Assignment

**Note:** Major League Uniform Numbers Worn: 31 (2009), 20 (2009-13, 2015-17), 25 (2013-15), 28 (2016).



## DIVISION SERIES RECORD

Year	Team	W-L	ERA	G	GS	CG	GF	SHO	SV	IP	H	R	ER	HR	HBP	BB	IBB	SO	WP	BK	BA
2014	BAL vs. DET	1-0	0.00	1	1	0	0	0	0	6.1	2	0	0	0	0	2	0	6	1	0	.087

## LEAGUE CHAMPIONSHIP SERIES RECORD

Year	Team	W-L	ERA	G	GS	CG	GF	SHO	SV	IP	H	R	ER	HR	HBP	BB	IBB	SO	WP	BK	BA
2014	BAL vs. KC	0-0	8.31	1	1	0	0	0	0	4.1	9	4	4	1	0	0	0	3	0	0	.429

## REGULAR SEASON FIELDING RECORD

Position	PCT	G	PO	A	E	TC	DP
Pitcher	.933	291	84	125	15	224	8

## REGULAR SEASON BATTING RECORD

Year	Team	AVG	G	AB	R	H	2B	3B	HR	RBI	SH	SF	HBP	BB	IBB	SO	SB	CS	GDP	SLG	OBP	E
2017	Los Angeles (AL)	.000	60	0	0	0	0	0	0	0	0	0	0	0	0	0	0	0	0	.000	.000	2
<b>MAJOR TOTALS</b>		<b>.157</b>	<b>213</b>	<b>204</b>	<b>10</b>	<b>32</b>	<b>5</b>	<b>1</b>	<b>0</b>	<b>12</b>	<b>38</b>	<b>2</b>	<b>2</b>	<b>7</b>	<b>0</b>	<b>66</b>	<b>0</b>	<b>0</b>	<b>2</b>	<b>.191</b>	<b>.191</b>	<b>15</b>

## 2017 SEASON HIGHS

**Most IP (Starter):** 3.1, 9/23 at Houston.  
**Most IP (Relief):** 3.0, 4/11 vs. Texas.  
**Most Strikeouts (Starter):** 4, 9/28 at Chicago White Sox.  
**Most Strikeouts (Relief):** 4, 4/30 at Texas.  
**Most Walks (Starter):** 2, 9/28 at Chicago White Sox.  
**Most Walks (Relief):** 3, 7/25 at Cleveland.  
**Most Runs Allowed (Starter):** 1, 9/23 at Houston.  
**Most Runs Allowed (Relief):** 4, twice. Last: 7/30 at Toronto.  
**Most Hits Allowed (Starter):** 3, 9/23 at Houston.  
**Most Hits Allowed (Relief):** 3, seven times. Last: 9/19 vs. Cleveland.  
**Most HRs Allowed:** 2, 8/10 at Seattle.  
**Longest Winning Streak:** 1 game, 8/10.  
**Longest Losing Streak:** 4 games, 5/13-8/6.  
**Longest Scoreless Streak:** 7.0 IP, 6/13-7/14.

## CAREER HIGHS

**Most IP (Starter):** 8.0, four times. Last: 6/9/14 vs. Boston.  
**Most IP (Relief):** 3.0, three times. Last: 4/11/17 vs. Texas.  
**Most Strikeouts (Starter):** 14, 8/14/10 vs. Pittsburgh.  
**Most Strikeouts (Relief):** 4, four times. Last: 4/30/17 at Texas.  
**Most Walks (Starter):** 7, 10/1/10 vs. Chicago Cubs.  
**Most Walks (Relief):** 3, 7/25/17 at Cleveland.  
**Most Runs Allowed (Starter):** 9, three times. Last: 4/21/15 at Toronto.  
**Most Runs Allowed (Relief):** 4, three times. Last: 7/30/17 at Toronto.  
**Most Hits Allowed (Starter):** 11, 7/9/13 at St. Louis.  
**Most Hits Allowed (Relief):** 6, 7/30/15 vs. Detroit.  
**Most HRs Allowed:** 4, twice. Last: 6/29/15 vs. Texas.  
**Longest Winning Streak:** 4 games, five times. Last: 6/10-7/15/15.  
**Longest Losing Streak:** 12 games, 5/31-9/20/12.  
**Longest Scoreless Streak:** 18.1 IP, 9/26/12-3/31/13.  
**10+ Strikeout Games:** 7. Last: 9/12/14 vs. New York Yankees (10).

## CAREER TRANSACTIONS

- Selected by the Houston Astros in the sixth round (189th overall), of the June, 2006 First-Year player draft.
- On Houston disabled list (bursitis and biceps tendonitis); May 28 (retroactive to May 24) - June 28, 2010.
- On Houston disabled list (left knee strain); June 17 (retroactive to June 13) - June 29, 2012; included injury rehabilitation assignment to Oklahoma City (AAA).
- Acquired by the Baltimore Orioles in a trade with the Houston Astros in exchange for OF L.J. Hoes, LHP Josh Hader and a 2014 Competitive Balance Round A selection, July 31, 2013.
- On Baltimore disabled list (right groin strain); June 27 (retroactive to June 22) - July 21, 2014.
- On Baltimore disabled list (bronchitis); May 18 (retroactive to May 11) - June 7, 2015.
- Signed by the San Diego Padres as a free agent, August 11, 2015.
- Signed by the Atlanta Braves as a free agent, March 25, 2016.
- Acquired by the Los Angeles Dodgers in a trade with the Atlanta Braves along with OF Dian Toscano, a player to be named (RHP Alec Grosser, July 8, 2016) and cash considerations in exchange for RHP Caleb Dirks and LHP Phil Pfeifer, June 30, 2016.
- On Los Angeles Dodgers disabled list (mid-back strain); August 6 (retroactive to Aug. 1) - August 19, 2016.
- Signed by the Los Angeles Angels as a minor league free agent, February 1, 2017.
- On Los Angeles Angels disabled list (right knee inflammation); June 20 (retroactive to June 19) - June 30, 2017; included an injury rehabilitation assignment to Inland Empire (A).
- On Los Angeles Angels disabled list (right knee inflammation); August 29 - September 5, 2017.
- Signed by the St. Louis Cardinals as a free agent, February 14, 2017.



## CAREER NOTES

- Starting pitcher who converted into a relief pitcher in 2017.
- Is averaging 8.4 strikeouts/9 IP over 1163.2 career innings pitched, ranking 16th among all MLB pitchers since his debut in 2009.
- Led the Angels with 19 saves in 2017 and ranked 10th in the American League.
- Is 61-70 with a 4.44 ERA in 188 career starts and 3-14 with a 4.98 ERA in 103 career relief appearances.
- Has a career ERA of 3.90 against N.L. Central opponents, his lowest against any MLB division.
- Is 4-5 with a 4.45 ERA in nine career starts (10 app.) at Busch Stadium III entering 2018.
- Has seven career double-digit strikeout games with a career-high 14 strikeouts (8/14/2010 vs. Pittsburgh).
- Has six seasons with 10 or more losses since 2010, T2nd with seven other MLB pitchers during that period trailing only Ian Kennedy (7).

## 2017

- Began year as a full-time relief pitcher for the first season in his career.
- Made 56 straight relief appearances to begin the season before making three starts out of his last four appearances of the season, no start longer than 3.1 innings.
- Was 0-1 with a 1.08 ERA in three starts covering 8.1 innings and 2-5 with a 4.70 ERA in 57 relief appearances.
- Recorded a career-high 19 saves in 23 opportunities, leading the Angels and ranking 10th in the A.L.
- Posted a career-high with 60 appearances, ranking T4th among Angels pitchers.
- Pitched on consecutive days 18 times with three instances pitching three straight days (4/20-22, 5/13-15 & 6/11-13).
- Was placed on the 10-day disabled list twice (6/19-30 & 8/29-9/5), both instances with right knee inflammation.
- Made one rehab assignment appearance with Inland Empire (A) on 6/29, tossing a scoreless inning with three strikeouts.
- Stranded 11 of 16 inherited runners.
- Had four relief appearances of four outs or more with a season-high 3.0 innings vs. TEX (4/11).
- Posted positive reverse split holding left-handed batters to a .188 BA (18-96) with only three extra base hits, all doubles.

## 2016

- Appeared in 35 games making 19 starts between the Atlanta Braves and Los Angeles Dodgers.
- Was involved in a five-player trade sending him from Atlanta to Los Angeles (NL) with cash considerations, OF Dion Toscano and RHP Alec Grosser (player to be named) for RHP Caleb Dirks and LHP Phil Pfeifer on June 30.
- Was a combined 6-10 with a 5.10 ERA.
- Posted a 6-7 record with a 5.42 ERA in 19 starts and was 0-3 with a 3.74 ERA in 16 relief appearances.
- Suffered a mid-back strain (8/6-19) and was placed on the 10-day disabled list while with Los Angeles.
- Pitched a season-high 7.0 innings on three separate occasions. Was 5-1 in starts (7) of 5.1 innings or more.

## AWARDS & HONORS

- Pacific Coast League Pitcher of the Year**  
2009: Round Rock (AAA)
- Pacific Coast League Post-Season All-Star**  
2009: Round Rock (AAA)
- Pacific Coast League Mid-Season All-Star**  
2009: Round Rock (AAA)
- Pacific Coast League Pitcher of the Week**  
2009: Round Rock (AAA) - June 16-22
- Arizona Fall League Rising Stars Game**  
2008: Scottsdale
- Arizona Fall League All-Prospect Team**  
2008: Scottsdale

## CAREER MILESTONES

- Major League Debut**  
July 29, 2009 at Chicago Cubs
- First Major League Win**  
August 2, 2009 at St. Louis
- First Major League Save**  
April 22, 2017 vs. Toronto
- First Career Strikeout**  
July 29, 2009 at Chicago Cubs (5th inning, Koyie Hill, looking)
- 1,000th Career Strikeout**  
July 26, 2016 vs. Tampa Bay (4th inning, Kevin Kiermaier, looking)

## 2015

- Was released by Baltimore and signed by San Diego (8/11) for the remainder of the season.
- Took the loss in five straight appearances (6/18-7/8) including three as a starting pitcher and two in relief.
- Allowed just one home run to 72 total batters faced while with San Diego, after surrendering 14 home runs with Baltimore.
- Was 2-7 with a 6.79 ERA in 11 starts and 1-4 with a 6.59 ERA in 27 relief appearances.

## 2014

- Posted career highs with 15 wins, a 3.65 ERA and a 1.22 WHIP.
- Struck out 157 batters marking the fifth straight season with 140 or more strikeouts.
- Ranked T8th in the American League in wins.
- Led the American League with 14 hit batsmen.



- Tied his single-season best with four straight decision wins twice (6/4-21 & 9/2-24).
- Struck out a season-high 10 batters vs. NYY (9/12).
- Set a single-season Orioles Park at Camden Yards ball-park record (min. 10 starts) with a 2.44 ERA (22 ER/81 IP) at home.
- Was 9-1 with a 2.85 ERA against A.L. East opponents.
- Orioles won each of his last six starts and his first start in the postseason. From 8/5 to 9/24, was tied for the most wins in the A.L. with seven (McHugh, HOU & Shoemaker, LAA)

**2014 POSTSEASON:** Made two starts in the postseason, one in the Division Series and one in the ALCS...earned the series-clinching win vs. DET in Game 3 of the ALDS tossing 6.1 scoreless innings...did not factor in the decision in Game 2 of the ALCS vs. KC allowing four runs on nine hits in 4.1 innings.

### 2013

- Made 30 starts (32 app.) while pitching for Houston and Baltimore.
- Had two relief appearances with Baltimore (8/14 at ARI & 9/20 at TB).
- Started six games in June going 1-3 with a 2.77 ERA and 33 strikeouts in 39.0 innings.

### 2012

- Was 4-1 with a 1.71 ERA in 11 starts at Minute Maid Park and was 3-12 with a 6.94 ERA in 18 road starts.
- Struck out a season-high 12 batters over 6.0 innings vs. STL (5/5) allowing four runs on home runs by Daniel Descalso and Allen Craig and took a 4-3 loss.
- Tied Ublado Jimenez (CLE) for the MLB lead with 12 road losses and was the 2nd-highest total in Astros club history (Turk Farrell, 14, 1962).
- His 6.94 road ERA set the mark for highest in Astros club history.
- Began the longest scoreless streak of his career (18.1 IP) that included his final two starts of 2012 (13.1 IP) vs. STL (9/26, 7.1 IP) and at CHI (10/2, 6.0 IP) and the first start of 2013 vs. TEX (3/31; 5.0 IP).

### 2011

- Pitched his first full season in the Major Leagues posting career-highs with 31 starts, 186.0 innings and 176 strikeouts.
- Had three double-digit strikeout games (5/1 vs. MIL w/11; 7/1 vs. BOS w/10 & 8/28 at SF w/10), ranking T8th among National League pitchers.

### 2010

- Struck out a career-high 14 batters vs. PIT (8/14) over 7.0 innings in a 3-2 win. Also went 2-for-2 with a double.
- Had two double-digit strikeout games (5/23 vs. TB & 8/14 vs. PIT).
- Ranked 5th in the National League with 9.25 strikeouts/9 IP, the highest rate by an Astros pitcher since Nolan Ryan in 1988 (9.33).

### 2009

- Made his Major League debut at Wrigley Field vs. CHI (7/29) with 3.0 innings of relief in a 12-0 loss.
- Earned his first Major League win in his next appearance, a start at STL (8/2) firing 7.0 scoreless innings of two-hit ball (first 5.0 innings did not allow a hit) with four walks and five strikeouts in a 2-0 Astros win. Also recorded his first MLB hit, an infield single off Adam Wainwright.
- Won three straight starts (8/2-12) before dropping the next three starts (8/18-29), and finished by winning his final three decisions (9/6-23).
- Had two scoreless starts vs. STL (8/2 & 9/23) covering 13.0 innings.
- Pacific Coast League Pitcher of the Year as well as a PCL Mid-Season and Post-Season All-Star.
- Named PCL Pitcher of the Week (June 15-22), posting two 8.0-inning scoreless starts at Nashville (6/15) and vs. New Orleans (6/22) with a season-high 10 strikeouts.
- Led the Pacific Coast League with a 2.63 ERA, despite a 4-9 record. Also led the PCL in lowest opponent BA (.237) and strikeouts/9 IP (8.40).

### 2008

- Tied for the Corpus Christi (AA) team lead with 84 strikeouts despite making only 19 starts.
- Was on the 7-day disabled list (5/18-7/6) with a right elbow UCL strain.
- Missed the end of the season on the Temporary Inactive List (8/21-9/25) tending to family matters.
- Made 12 appearances for Scottsdale in the Arizona Fall League and was 0-0 with a 1.89 ERA, one save and struck out 20 batters in 19.0 innings.
- Ranked 2nd in the AFL in ERA (1.89) behind Tommy Hanson (0.63).

### 2007

- Averaged 10.89 strikeouts/9 IP over 96.2 innings in Lexington (A).
- Struck out a season-high 10 batters over 5.1 innings in his final start vs. West Virginia (8/27) while in Lexington.
- Made one start for Salem (A) in the Carolina League playoffs striking out six in 5.1 innings in a no decision.

### 2006

- Struck out a season-high 13 batters over 5.0 innings vs. Vermont (8/26). One of three starts (15 app.) he made on the season for Tri-City (SS-A).
- Made one postseason appearance, surrendering one run on two hits with two walks in a blown save opportunity.

### BACKGROUND/ PERSONAL

- Graduated from San Marin High School (CA).
- Played college baseball at Cal Poly-San Luis Obispo.
- Resides in Austin, Texas.



# TYLER O'NEILL

# 63

HEIGHT	WEIGHT	BATS/THROWS	BIRTH DATE	ML SERVICE
5-11	210	R/R	6/22/95	0.000

**FULL NAME:** Tyler Alan O'Neill

**BORN:** Burnaby, British Columbia, Canada

**OPENING DAY AGE:** 22 (Turns 23 on June 22)

**BECAME CARDINAL:** Acquired from the Seattle Mariners in exchange for LHP Marco Gonzales, July 21, 2017

**CONTRACT STATUS:** Signed through 2018

## OUTFIELDER



## COMPLETE RECORD

Year Team	AVG	G	AB	R	H	2B	3B	HR	RBI	SH	SF	HBP	BB	IBB	SO	SB	CS	GDP	SLG	OBP	E
2013 AZL Mariners	.310	28	100	12	31	5	3	1	15	0	0	4	12	0	27	2	4	2	.450	.405	0
2014 AZL Mariners	.000	1	2	0	0	0	0	0	0	0	0	0	0	0	1	0	0	0	.000	.000	0
Everett	.400	3	10	2	4	2	0	0	2	0	0	0	1	0	5	0	0	0	.600	.455	0
Clinton	.247	57	219	31	54	9	0	13	38	0	1	5	20	1	79	5	0	5	.466	.322	3
2015 Bakersfield	.260	106	407	68	106	21	2	*32	87	0	6	7	29	+3	137	16	5	6	.558	.316	6
2016 Jackson	.293	130	492	68	144	26	4	24	*102	0	12	9	62	*4	150	12	2	7	*.508	.374	4
2017 Tacoma	.244	93	349	54	85	21	2	19	56	0	2	1	44	0	108	9	2	7	.479	.328	3
Memphis	.253	37	146	23	37	5	1	12	39	0	3	2	10	0	43	5	0	1	.548	.304	2
<b>MINOR TOTALS</b>	<b>.267</b>	<b>455</b>	<b>1725</b>	<b>258</b>	<b>461</b>	<b>89</b>	<b>12</b>	<b>101</b>	<b>339</b>	<b>0</b>	<b>24</b>	<b>28</b>	<b>178</b>	<b>8</b>	<b>550</b>	<b>49</b>	<b>13</b>	<b>28</b>	<b>.508</b>	<b>.341</b>	<b>18</b>

\*Led League

+ Tied for League Lead

## WORLD BASEBALL CLASSIC RECORD

Year Team	AVG	G	AB	R	H	2B	3B	HR	RBI	SH	SF	HBP	BB	IBB	SO	SB	CS	GDP	SLG	OBP	E
2017 Canada	.091	3	11	0	1	0	0	0	0	0	0	0	1	0	5	0	0	0	.091	.167	1
<b>WBC TOTALS</b>	<b>.091</b>	<b>3</b>	<b>11</b>	<b>0</b>	<b>1</b>	<b>0</b>	<b>0</b>	<b>0</b>	<b>0</b>	<b>0</b>	<b>0</b>	<b>0</b>	<b>1</b>	<b>0</b>	<b>5</b>	<b>0</b>	<b>0</b>	<b>0</b>	<b>.091</b>	<b>.167</b>	<b>1</b>

## CAREER TRANSACTIONS

- Selected by the Seattle Mariners in the third round (85th overall) of the June, 2013 First-Year Player Draft.
- Acquired from the Seattle Mariners in exchange for LHP Marco Gonzales, July 21, 2017.

## CAREER NOTES

- Has posted eight multi-home run games and hit four grand slams in his minor league career.
- Played for Team Canada in the 2017 World Baseball Classic making three starts in left field, recording one hit, a single vs. Colombia (3/11), and an outfield assist.
- Played for World Team representing Canada in the 2016 All-Star Futures Game in San Diego.
- Hit 101 home runs over 455 career minor league games.
- Named Southern League Most Valuable Player by the league and Southern League Player of the Year by *Baseball America* in 2016.
- Played two seasons in the Arizona Fall League and was selected to the Rising Stars Game in 2016.
- Member of the 2015 Canada PanAm Games Gold Medal Winning Team.
- Attended Major League Baseball's Rookie Career Development Program after the 2017 season.



## 2017

- Was acquired by the Cardinals in a trade with the Seattle Mariners on July 21 for LHP Marco Gonzales.
- Combined to bat .246 with 31 home runs and 95 RBI over 130 games in Triple-A between Tacoma and Memphis.
- His 12 home runs hit with 37 games at Memphis were two shy of ranking in the Top 10 among Cardinals minor leaguers.
- Ranked T5th in all of Minor League Baseball with 31 home runs and was 1 of 11 players to hit 30 or more home runs.
- Ranked among Pacific Coast League leaders in home runs (31, T-4th), RBI (95, 4th), total bases (247, 5th) and games played (130, 3rd).
- His 60 extra base hits ranked T5th in all of Triple-A.
- Recorded 11 RBI in the Pacific Coast League playoffs, the most by any player in the Triple-A postseason.
- Posted three games with 5 or more RBI during the season.
- Drove in a season-high 7 RBI at Reno, one RBI shy of his career-best.
- Hit his fourth career grand slam, coming vs. Reno (6/6).
- Posted three multi-home run games (6/23 at Reno, 7/4 at Reno & 7/20 at Albuquerque) bringing his career total to eight.
- Played for Team Canada in the 2017 World Baseball Classic making three starts in left field and recording one hit, a single vs. Colombia (3/11).
- Rated as the No.5 prospect and "Best Power Hitter" in the Cardinals organization by *Baseball America*.

## 2016

- Played in a career-high 130 games with Jackson (AA).
- Named Southern League Most Valuable Player and was a Southern League Mid-Season and Post-Season All-Star.
- Named Southern League Player of the Year by Baseball America.
- Named to Baseball America's Minor League All-Star Team.
- Was 1 of 4 finalists for USA Today's Minor League Player of the Year and 1 of 10 players nominated to MiLB Offensive Player of the Year.
- Led all Mariners minor league players with a career-high 102 RBI.
- Led the Southern League in RBI (102), slugging (.508), OPS (.882), extra base hits (54), total bases (256) and intentional walks (4).
- Ranked among Southern League leaders in home runs (24, 2nd), at-bats/home run (20.50, 2nd), on-base percentage (.374, 2nd), batting (.293, 4th), hits (144, 5th), walks (62, 5th), doubles (26, T6th), runs (68, 8th) and games (130, 8th).
- Had multi-home run game at Pensacola (4/23), his 5th career multi-homer game.
- Established a career-high with 8 RBI vs. Pensacola (6/8), including a two-out walk-off grand slam, his third career grand slam.
- Batted .448 (13-29) with playoff highs for hits (13), runs (7), home runs (3), RBI (9), on-base percentage (.515) and slugging (.828) in the Southern League postseason.

## AWARDS &amp; HONORS

**Southern League Championship Series  
Most Valuable Player**

2016: Jackson (AA)

**Southern League Post-Season All-Star**

2016: Jackson (AA)

**Southern League Mid-Season All-Star**

2016: Jackson (AA)

**Baseball America****Southern League Player of the Year**

2016: Jackson (AA)

**Baseball America Minor League All-Star**

2016: Jackson (AA)

**All-Star Future Games Selection**

2016: World Team (Canada)

**Southern League Player of the Month**

2016: Jackson (AA) - May

**Southern League Player of the Week**

2016: Jackson (AA) - May 23-29

**Arizona Fall League Rising Stars Game**

2016: Peoria - AFL West

**California League Post-Season All-Star**

2015: Bakersfield (High-A)

**Pan Am Games**

2015: Canada - Gold Medal

**Rawlings First Team All-Region**

2013: Canada &amp; Puerto Rico Region

## 2015

- Ranked T-2nd in Minor League Baseball with 32 home runs. Was 1 of 7 players to hit 30 home runs in Minor League Baseball. Ranked 3rd in MiLB with 12.72 AB/HR.
- California League Post-Season All-Star.
- Led the California League in home runs (32), AB/HR (12.72) and tied for first in intentional walks (4).
- Ranked among California League leaders in RBI (87, 6th), on-base percentage (.874, 8th) and extra base hits (55, T8th).
- Led all Mariners minor league players with 87 RBI.
- Played in 19 games for Peoria in the Arizona Fall League, batting .292 (21-72) with 3 HR and 14 RBI.

- Named to the Arizona Fall League Rising Stars Game, batting 3rd in the order and played right field for the West Squad. Went 1-for-2 in the game with a run scored and a stolen base.
- Ranked among AFL leaders in home runs (3, T6th), RBI (14, T8th), runs (15, T9th), slugging (.486, 10th), on-base percentage (.395, 10th) and total bases (35, T10th).
- Posted three multi-home run games (5/9 vs. Visalia, 5/15 at High Desert & 7/23 vs. San Jose).
- Played for Team Canada who won a gold medal in the PanAm Games.

## 2014

- Was on disabled list (5/12-7/31) after fracturing 5th metacarpal on right hand. Included rehab stints with AZL Mariners (R) and Everett (SS-A).
- Hit first career multiple home run game with two vs. Beloit (8/5).
- Hit two grand slams over the course of three days (8/14 at Wisconsin & 8/16 vs. Beloit).

## 2013

- Hit first professional home run vs. AZL Brewers (7/10) off Jorge Ortega as part of a 4-for-4 game, establishing his single-game high for hits.

## BACKGROUND / PERSONAL

- Graduated from Garibaldi Secondary School.
- Named 2013 Rawlings 3rd Team All-American and First Team All-Region (Canada & Puerto Rico Region).
- Played for the Canadian Junior National Team in 2012.
- Member of Team British Columbia that played in the 2012 Canada Cup Tournament in London, Ontario, Canada and earned MVP of the Gold Medal Game.
- His father, Terry, is a former Mr. Canada, winning the national body building title in 1975.
- Resides in Burnaby, British Columbia, Canada.
- Grew up playing the piano.



Bob Gibson congratulated by teammates during Game 1 of the 1968 World Series, as the right-hander sets a World Series record with 17 strikeouts.





# DENNIS ORTEGA

# 96

HEIGHT	WEIGHT	BATS/THROWS	BIRTH DATE	ML SERVICE
6-2	225	R/R	6/11/97	0.000

**FULL NAME:** Dennis Enrique Ortega  
**BORN:** Valencia, Venezuela  
**OPENING DAY AGE:** 20 (Turns 21 on June 11)  
**BECAME CARDINAL:** Signed as a non-drafted free agent, August 21, 2013  
**CONTRACT STATUS:** Signed through 2018



**CATCHER (NON-ROSTER)**

## COMPLETE RECORD

Year	Team	AVG	G	AB	R	H	2B	3B	HR	RBI	SH	SF	HBP	BB	IBB	SO	SB	CS	GDP	SLG	OBP	E
2014	DSL Cardinals	.229	45	153	16	35	2	0	0	13	3	0	3	20	0	38	1	1	3	.242	.330	7
2015	DSL Cardinals	.248	44	129	22	32	6	1	0	9	2	1	2	15	0	18	3	1	1	.310	.333	7
2016	GCL Cardinals	.357	36	115	23	41	4	2	0	16	1	0	2	15	0	13	7	4	5	.426	.439	2
2017	State College	.213	39	127	12	27	5	0	0	11	2	1	1	12	0	23	0	0	7	.252	.284	3
	Peoria	.389	6	18	5	7	1	0	0	0	0	0	1	5	0	7	0	0	0	.444	.542	0
<b>MINOR TOTALS</b>		<b>.262</b>	<b>170</b>	<b>542</b>	<b>78</b>	<b>142</b>	<b>18</b>	<b>3</b>	<b>0</b>	<b>49</b>	<b>8</b>	<b>2</b>	<b>9</b>	<b>67</b>	<b>0</b>	<b>99</b>	<b>11</b>	<b>6</b>	<b>16</b>	<b>.306</b>	<b>.352</b>	<b>19</b>

### CAREER NOTES

- Has thrown out 43.8% (92 CS/210 SB ATT) of attempted base stealers in his minor league career.

### 2017

- Played 39 games in State College (A) before getting promoted to Peoria (A) where he batted .389 in the final six games of the season.
- Threw out 53.5% (23 CS/43 SB ATT) of attempted base stealers.

### 2016

- Threw out 41.3% (12 CS/29 SB ATT) of attempted base stealers.
- Started three games at catcher, appearing in four during the Gulf Coast League playoffs. Batted .231 (3-13) with three runs scored and three walks helping the GCL Cardinals to their first league championship.
- Led the GCL with a 20-game hitting streak (.387, 29-75) from July 22 through the end of the season.
- Posted a career-best four-hit game (4-for-4) at GCL Nationals (7/22) which began his 20-game hit streak.
- Made two appearances in the outfield playing left field (7/24 at GCL Marlins) and right field (7/30 at GCL Mets).
- Ranked 2nd on the squad with seven stolen bases, trailing only 2016 first round pick Delvin Perez (12).

### AWARDS & HONORS

**Gulf Coast League Champions**  
 2016: Gulf Coast League Cardinals (R)

- Posted a positive walk to strikeout ratio during the regular season with 15 walks to 13 strikeouts.
- Batted .337 (34-101) against right-handed pitchers and .500 (7-14) against left-handed pitchers.
- Strong in the clutch, batting .424 (14-33) with runners in scoring position.

### 2015

- Threw out 41.7% (30 CS/72 SB ATT) of attempted base stealers while playing in 44 games in the Dominican Summer League.

### 2014

- Threw out 40.9% (27 CS/66 SB ATT) of attempted base stealers, ranking 8th among Dominican Summer League catchers.
- Began the month of August hitting safely in his first six games (.417, 10-24) with two doubles and 6 RBI.

### BACKGROUND / PERSONAL

- Resides in Valencia, Venezuela.



# MARCELL OZUNA

# 23

HEIGHT	WEIGHT	BATS/THROWS	BIRTH DATE	ML SERVICE
6-1	225	R/R	11/12/90	4.124

**FULL NAME:** Marcell (Idelfonso) Ozuna

**BORN:** Santo Domingo, Dominican Republic

**OPENING DAY AGE:** 27

**BECAME CARDINAL:** Acquired from the Miami Marlins in exchange for RHP Sandy Alcantara, RHP Zac Gallen, LHP Daniel Castano and OF Magneuris Sierra, December 14, 2017

**CONTRACT STATUS:** Signed through 2018

**MLB DEBUT:** April 30, 2013 vs. New York (NL)

**OUTFIELDER**



## COMPLETE RECORD

Year Team	AVG	G	AB	R	H	2B	3B	HR	RBI	SH	SF	HBP	BB	IBB	SO	SB	CS	GDP	SLG	OBP	E
2008 DSL Marlins	.279	63	233	33	65	14	0	6	43	0	7	0	23	1	61	8	1	2	.416	.335	4
2009 GCL Marlins	.313	55	*214	32	67	*22	0	5	39	0	5	3	22	1	52	4	2	3	.486	.377	4
2010 Greensboro	.160	6	25	3	4	0	0	1	2	0	0	0	2	0	10	0	0	0	.280	.222	1
Jamestown	.267	68	270	53	72	11	2	*21	*60	0	3	3	17	2	*94	3	1	7	.556	.314	3
2011 Greensboro	.266	131	496	87	132	28	5	23	71	6	2	2	46	2	121	17	2	7	.482	.330	10
2012 Jupiter	.266	129	489	*89	130	27	2	*24	*95	0	3	3	44	0	116	8	3	10	.476	.328	4
2013 Jupiter	.267	4	15	1	4	1	0	0	1	0	0	0	0	0	4	1	0	0	.333	.267	0
Jacksonville	.333	10	42	6	14	3	1	5	15	0	1	1	3	1	9	1	0	0	.810	.383	2
Miami	.265	70	275	31	73	17	4	3	32	1	0	2	13	0	57	5	1	6	.389	.303	2
2014 Miami	.269	153	565	72	152	26	5	23	85	0	5	1	41	1	164	3	1	12	.455	.317	5
2015 New Orleans	.317	33	120	21	38	12	1	5	11	0	0	1	11	1	23	1	0	6	.558	.379	2
Miami	.259	123	459	47	119	27	0	10	44	0	2	3	30	1	110	2	3	10	.383	.308	1
2016 Miami	.266	148	567	75	148	23	6	23	76	0	4	4	43	2	115	0	3	11	.452	.321	5
2017 Miami	.312	159	613	93	191	30	2	37	124	0	2	0	64	4	144	1	3	18	.548	.376	5
<b>MINOR TOTALS</b>	<b>.276</b>	<b>499</b>	<b>1904</b>	<b>325</b>	<b>526</b>	<b>118</b>	<b>11</b>	<b>90</b>	<b>337</b>	<b>6</b>	<b>21</b>	<b>13</b>	<b>168</b>	<b>8</b>	<b>490</b>	<b>43</b>	<b>9</b>	<b>35</b>	<b>.492</b>	<b>.336</b>	<b>30</b>
<b>MAJOR TOTALS</b>	<b>.277</b>	<b>653</b>	<b>2469</b>	<b>318</b>	<b>683</b>	<b>123</b>	<b>17</b>	<b>96</b>	<b>361</b>	<b>1</b>	<b>13</b>	<b>10</b>	<b>191</b>	<b>8</b>	<b>590</b>	<b>11</b>	<b>11</b>	<b>57</b>	<b>.457</b>	<b>.329</b>	<b>18</b>

\*Led League

+Tied for League Lead

**Note:** Major League Uniform Numbers Worn: 48 (2013), 13 (2014-17), 23 (2018)

## REGULAR SEASON FIELDING RECORD

Position	PCT	G	PO	A	E	TC	DP
Outfield	.988	637	1410	41	18	1469	5

Rawlings Gold Glove Award Winner in 2017 (Left Field).

Rawlings Minor League Gold Glove Award Winner in 2012 (Right Field).

## ALL-STAR GAME RECORD

Year Team	AVG	G	AB	R	H	2B	3B	HR	RBI	SH	SF	HBP	BB	IBB	SO	SB	CS	GDP	SLG	OBP	E
2016 National	.500	1	2	0	1	0	0	0	1	0	0	0	0	0	1	0	0	0	.500	.500	0
2017 National	.000	1	2	0	0	0	0	0	0	0	0	0	0	0	1	0	0	0	.000	.000	0
<b>ALL-STAR TOTALS</b>	<b>.250</b>	<b>2</b>	<b>4</b>	<b>0</b>	<b>1</b>	<b>0</b>	<b>0</b>	<b>0</b>	<b>1</b>	<b>0</b>	<b>0</b>	<b>0</b>	<b>0</b>	<b>0</b>	<b>2</b>	<b>0</b>	<b>0</b>	<b>0</b>	<b>.250</b>	<b>.250</b>	<b>0</b>



## 2017 SEASON HIGHS

**Most Hits:** 4, 9/18 vs. New York Mets.  
**Most Runs:** 4, 7/26 at Texas.  
**Most 2Bs:** 2, three times. Last: 7/29 vs. Cincinnati.  
**Most HRs:** 2, four times. Last: 9/22 at Arizona.  
**Most RBI:** 6, 4/11 vs. Atlanta.  
**Most BBs:** 3, twice. Last: 9/23 at Arizona.  
**Most SBs:** 1, 8/23 at Philadelphia.  
**Longest Hitting Streak:** 11 games, 4/29-5/9.

## CAREER HIGHS

**Most Hits:** 4, seven times. Last: 9/18/17 vs. New York Mets.  
**Most Runs:** 4, 7/26/17 at Texas.  
**Most 2Bs:** 3, 5/1/15 vs. Philadelphia.  
**Most HRs:** 2, five times. Last: 9/22/17 at Arizona.  
**Most RBI:** 6, 4/11/17 vs. Atlanta.  
**Most BBs:** 3, twice. Last: 9/23/17 at Arizona.  
**Most SBs:** 1, 11 times. Last: 8/23/17 at Philadelphia.  
**Longest Hitting Streak:** 16 games, 4/30-5/16/16.  
**Multiple Home Run Games:** 5. Last: 9/22/17 at Arizona.  
**Grand Slams:** 3. Last: 4/13/17 vs. New York Mets (R. Gsellman)  
**Pinch-Hit Home Runs:** 1. 6/29/14 vs. Oakland (T. Milone)

## CAREER TRANSACTIONS

- Signed by the Florida Marlins as a non-drafted free agent, February 15, 2008.
- On Miami Marlins disabled list with a torn left thumb ligament, July 23, 2013 to end of season.
- Acquired from the Miami Marlins in exchange for RHP Sandy Alcantara, OF Magneuris Sierra, RHP Zac Gallen and LHP Daniel Castano, December 14, 2017.

## CAREER NOTES

- Two-time National League All-Star (2016, 2017).
- Louisville Slugger Silver Slugger award winner in 2017.
- Rawlings Gold Glove Winner in left field in 2017.
- Rawlings Minor League Gold Glove Winner in 2012 in right field while with Jupiter (A).
- Two-time Minor League All-Star (2010 New York-Penn League & 2012 Florida State League).
- One of 14 players in Major League Baseball with 200 or more RBI during the last two seasons.
- Ranks T6th among National League outfielders with 18 outfield assists from 2016-17.
- Played 410 career games in centerfield, 174 in left field and 65 in right field.
- Two-time minor league home run champion (2012 Florida State League & 2010 New York-Penn League).
- Has five career games with multiple home runs, three grand slams and one pinch-hit home run.
- Earned second career All-Star Game selection and started in left field as voted by fans. Posted a .316 average (107-339) with 16 doubles, 23 home runs and 70 RBI in first half to earn the nod. Went 0-for-2 in the game in his home stadium batting 8th in the lineup.
- His 70 RBI prior to the All-Star break were tied for the MLB-lead.
- On the year, set new career highs in games (159), runs (93), hits (191), doubles (30), home runs (37), RBI (124), walks (64) and average (.312).
- His 124 RBI ranked 3rd in MLB and he ranked 4th in National League in hits (191) and tied for third in home runs (37).
- His 124 RBI joined up with teammate Giancarlo Stanton (132) to form the first pair of National League teammates to finish in the Top 3 in RBI in the same season since George Foster (121) and Joe Morgan (111) with the 1976 Cincinnati Reds.
- Homered in the same game as Giancarlo Stanton 12 times, the most by any two teammates in MLB in 2017 and set the Marlins record surpassing the 11 by Miguel Cabrera and Alex Gonzalez in 2004.
- Owned a .344 average (98-285) at home, which ranked 4th in the National League, and his 22 home runs at home were 3rd-most in NL.
- Ranked among MLB outfielders: 2nd in RBI (122); 3rd in hits (189); T4th in home runs (37); 5th in average (.315); 7th in on-base percentage (.380); 8th in slugging (.555); 9th in on-base + slugging (.935).
- His career-high 60 multi-hit games ranked second in MLB (prev., 39 in 2016), and were tied with Juan Pierre (60 in 2003) for 4th-most in a single season in Marlins history.
- His 124 RBI were second most by a Marlins player in a single season, behind Stanton (132).

## 2017

- Earned the Rawlings National League Gold Glove Award from left field.
- Earned his first career Silver Slugger Award.
- Finished 15th in the National League All-Star Voting.
- Led National League left fielders in put outs (305), fielding percentage (.984) and ranked 2nd in outfield assists (10).
- Has 41 career outfield assists since 2013, ranking T5th in the N.L. His 1,469 total chances rank 3rd and .988 fielding percentage rank 3rd.
- Led all National League No. 4 position hitters with a .548 slugging percentage and .924 on-base + slugging percentage.



### AWARDS & HONORS

**Louisville Silver Slugger Award - Outfield**  
2017: Miami

**Rawlings National League  
Gold Glove Award - Left Field**  
2017: Miami

**National League All-Star**  
2017: Miami - Center Field  
2016: Miami - Left Field

**MLBPAA Marlins Heart and Hustle Award**  
2016: Miami

**Southern League Hitter of the Week**  
2013: Jacksonville (AA) - April 22-28

**Marlins Minor League Player of the Month**  
2012: Jupiter (High-A) - August

**Florida State League Mid-Season All-Star**  
2012: Jupiter (High-A)

**Florida State League Post-Season All-Star**  
2012: Jupiter (High-A)

**Rawlings Minor League  
Gold Glove Award - Right Field**  
2012: Jupiter (High-A)

**South Atlantic League Championship**  
2011: Greensboro (A)

**New York-Penn League Mid-Season All-Star**  
2010: Jamestown (SS-A)

### CAREER MILESTONES

**Major League Debut**  
April 30, 2013 vs. New York (NL)

**First Major League Hit**  
April 30, 2013 vs. New York (NL)  
(5th inning, single, off Jeremy Hefner)

**First Major League Home Run**  
May 4, 2013 at Philadelphia  
(2nd inning, solo, off Cole Hamels)

- Homered in each game of doubleheader at PHI (8/22) becoming the first player in Marlins history to do so since Giancarlo Stanton (9/6/10 at PHI).
- Recorded four multi-home run games (4/11 vs. ATL, 5/8 vs. STL, 7/2 at MIL & 9/22 at ARI); had just one multi-home run game prior to 2017.
- Finished July with 27 RBI, good for 2nd in National League (3rd in MLB); marked new career high for any month and a new Miami team record for July.
- Had a streak of seven straight home games with a multi-hit game snapped vs. WSH (6/21). It tied Dee Gordon (4/26-5/15/2015) for longest multi-hit games streak at home in Marlins history.
- Posted 4th career walk-off RBI (third walk-off hit), a single off Enny Romero to score Dee Gordon in an 8-7 Marlins win vs. WSH (6/19).
- Went 2-for-2 with two homers and six RBIs in the Marlins' 8-4 win vs. ATL (4/11). There have been over 2,000 instances of a player producing at least six RBI in a game since RBI became an official statistic in 1920, but Ozuna was only the ninth player to knock in at least six runs with two-or-fewer official at-bats in a game, and the first to do that in nearly 17 years, since the Padres Bret Boone went 2-for-2 with six RBI against the Astros (6/10/2000).

### 2016

- Batted .307 with 12 doubles, five triples, 17 home runs and 47 RBI in the first half to earn first career All-Star Game selection.
- Named to the National League All-Star team, started in centerfield due to an injury to Dexter Fowler (CHI). Went 1-for-2 with an RBI single batting 7th.
- Reached base in 36 straight games from April 21-May 29, 4th-longest streak in MLB for the season; tied Hanley Ramirez for 5th-longest on-base streak in Marlins history. Batted .399 (55-138) with eight doubles, four triples, nine home runs, and 23 RBI during streak.
- Final 28 games of his 36-game on-base streak included hitting streaks of 16 and 11 games.
- The 16-game streak, tied for his career-long, ran from April 30 to May 16 and an 11-game streak (5/18-29).
- According to STATS LLC, was just 5th player in Marlins history with back-to-back 10-game hitting streaks (one game played between end of first and start of second).
- In May, led National League in slugging (.705), was 2nd in average (.411), behind Daniel Murphy (.416), and was 5th in on-base percentage (.450).
- Recorded 400th career hit at TB (5/25) in 391st career game.
- According to STATS LLC, among players who began career with Marlins, was sixth-fastest to 400 career hits, behind Edgar Renteria (340 games), Miguel Cabrera (349), Christian Yelich (350), Luis Castillo (367), and Dan Uggla (380).
- Had first career multi-homer game vs. COL (6/20), two solo shots.
- Hit his 23rd home run at ATL (9/14), matching his career high from 2014.
- Hit sixth triple of season vs. WSH (9/19), setting a career high.



## 2015

- Split 2015 season between Marlins (123 games) and Triple-A New Orleans (33).
- First home run of season came at SF (5/7); was first of three homers on a 10-game road trip to West Coast.
- Batted .321 after 22 games through May 2, after May 3, batted .223 (48-215) over next 56 games, including 0-14 in July, and was optioned to New Orleans (AAA) on July 5.
- Had a hit in 23 of 33 games with New Orleans and was recalled to Miami on August 15.
- Batted .278 (45-162) in 44 games after recall, with 20 runs, 13 doubles, six home runs, and 18 RBI.
- His .996 fielding percentage ranked sixth among NL outfielders.

## 2014

- His season was cut short due to injury for second straight year after suffering high right ankle sprain vs. WSH (9/21).
- At time of injury, led Majors in HR (15) and RBI (40) in the 7th inning or later; finished season tied with Lucas Duda (NYM) for lead in home runs, and was still leader in RBI.
- HR total in 7th inning or later tied Derrek Lee (2000) for most in Marlins club history.
- Was tied for 12th in National League in home runs (23), and was 10th in RBI (85) when injured; finished season tied for 14th in HR and tied for 11th in RBI.
- Among NL outfielders, was tied for 5th in HR (22) and was 4th in RBI (84) when injured; finished season tied for 7th in HR and fifth in RBI.
- Homered in four straight games from Sept. 8-11; tied six others for Marlins club record at that time (G. Stanton, J. Willingham, H. Choi, M. Cabrera, P. Wilson, K. Abbott).
- Hit first career pinch-hit home run, a solo shot off Tommy Milone vs. OAK (6/29).
- Ranked 2nd among NL center fielders in RBI (82), behind Andrew McCutchen (83), and trailed only McCutchen (25) and Carlos Gomez (23) in home runs (21).
- Hit first career grand slam and set a then-career high with five RBI vs. PHI (5/21).
- Hit second career grand slam at COL (8/22), and matched career high with five RBI.
- Recorded first career walk-off hit (second career walk-off RBI) vs. ARI (8/14)...other walk-off RBI was 9th inning sac fly vs. NYM (5/7) in a 1-0 win.
- All six of his at-bats vs. LAD (5/3) were with RISP; just the 2nd player in club history to have six AB with RISP in a game (Alfredo Amezaga, 9/2/08 vs. ATL).
- Had first career game with two OF assists vs. NYM (6/20), both at home plate. Threw out David Wright for second out of 8th inning, preserving 3-2 lead. Second assist ended game throwing out Kirk Nieuwenhuis attempting to score from third base on Chris Young's fly out.
- According to Elias, was the third Marlins' OF to have two assists at plate in a game (Joe Orsulak, Emilio Bonifacio), and only second (with Orsulak) to do so without a relay on both throws. Also, was first Marlin OF ever to throw out runner at home to end regular-season game.

- Additionally, was just third MLB outfielder in last five seasons to earn two assists on OF-to-C putouts in same game, joining Shin-Soo Choo and Yoenis Cespedes, and first since David DeJesus in 1999 to cut down tying or go-ahead run twice in eighth inning or later.
- Ran off a 15-game hitting streak (6/24- 7/9), batting .368 (21-57) with five doubles, three home runs and eight RBI.

## 2013

- Made Major League debut April 30 vs. New York Mets and earned his first career hit off of Jeremy Hefner in second at-bat with a single.
- Recorded a hit in his first six games, tying Scott Pose (1993) for second-longest hitting streak to open a career in Marlins history, behind Alejandro De Aza (8 in 2007).
- Set club record for most hits in first six career games (11).
- Had a career-high four hits at PHI (5/5) in his sixth career game, at the time becoming second-fastest player in team history to achieve that feat. Ed Lucas later set Marlins record vs. NYM (6/2), in his third career game, moving ahead of Ozuna and Hanley Ramirez (four games).
- Established career-high with a 16-game hitting streak from (5/15-31), marking the 2nd-longest hitting streak by rookie in Marlins history, behind Edgar Renteria (22 in 1996), batted .356 (21-59) during streak, which was the second-longest hit streak of the season by a rookie (Jose Iglesias, DET, 18).
- Had eight game-winning RBI, tied for 3rd among rookies, behind Evan Gattis (11) and Nolan Arenado (9). Tied Alex Gonzalez (1999) for 4th-most by rookie in Marlins history, behind Mike Jacobs (11 in 2006), Miguel Cabrera (10 in 2003) and Kevin Millar (9 in 1999).
- Had eight OF assists, 6th-most by rookie in Marlins history, behind Mark Kotsay (20 in 1998), Jeff Conine (11 in 1993), Giancarlo Stanton (10 in 2010), Preston Wilson (10 in 1999), and Todd Dunwoody (9 in 1998).
- Suffered torn left thumb ligament at COL (7/22) and missed the remainder of season following surgery.
- Crashed into a fence in a minor league Spring Training game and missed the start of the season with a broken fourth metacarpal in his left hand. Made his 2013 pro debut with Jupiter (A) on April 16.
- Made a four-game minor league rehab stint for Jupiter (A) before playing 10 games with Jacksonville (AA), belting five homers over his final six games with the Suns.
- Named Southern League Hitter of the Week (4/22-28) batting .367 (11-30) with a double, triple, five home runs and 11 RBI.

## 2012

- Named a Florida State League Mid-Season and Post-Season All-Star. Was the starting designated hitter for the South squad and was 1-for-3 with a walk.
- Honored as Marlins Minor League Player of the Month for August batting .365 (38-104) with 24 runs, eight doubles, eight home runs, 32 RBI and a .421 OBP.
- Earned the Rawlings Minor League Gold Glove Award for right field with a .988 fielding percentage (3 errors/257 total chances). Also played 14 games in centerfield.

- Led the Florida State League in home runs (24), RBI (95), runs (89) and total bases (233). Ranked among the league leaders in games (129, T3rd), at-bats (489, 4th), extra base hits (53, 2nd), slugging (.476, 4th) and HR/AB ratio (20.38, 2nd).
- Hit five home runs with 12 RBI over a two-game stretch at Bradenton (6/10-11). Was 3-for-4 with 3 HR and 6 RBI (6/10) and 3-for-5 with 2 HR and 6 RBI (6/11).
- Batted .250 (8-32) with four RBI and five walks over eight FSL playoff games.

## 2011

- Ranked among South Atlantic League leaders in home runs (23, 4th), runs (87, 2nd) and total bases (239, 3rd).
- Batted .353 with 3 HR, 10 RBI and eight runs scored over seven games in the SAL playoffs helping Greensboro to a league championship. Led all playoff participants in home runs, RBI and runs.

## 2010

- Led the New York-Penn League in home runs (21), RBI (60), total bases (150), HR/AB (12.86) and strikeouts (94).
- Ranked among the league leaders in slugging (.556, 2nd), extra base hits (34, 2nd) and runs (53, 3rd).

## 2009

- Led the Gulf Coast League in doubles (22), at-bats (214), total bases (104) and extra base hits (27, T1st). Ranked among the league leaders in RBI (39, 2nd), hits (67, 2nd) and slugging (.486, 5th).
- Played in three Gulf Coast League playoff games and batted .273 (3-11) with two doubles, a walk and an RBI.

## BACKGROUND / PERSONAL

- Nicknamed "The Big Bear".
- Resides in Santo Domingo, Dominican Republic.



National League President Warren Giles presents the 1968 Cy Young and Most Valuable Player Awards to winner Bob Gibson, April 20, 1969.



# FRANCISCO PEÑA

# 46

HEIGHT	WEIGHT	BATS/THROWS	BIRTH DATE	ML SERVICE
6-1	223	R/R	10/12/89	1.009

**FULL NAME:** Francisco Antonio Peña  
**BORN:** Santiago, Dominican Republic  
**OPENING DAY AGE:** 28  
**BECAME CARDINAL:** Signed as a minor league free agent, December 8, 2017  
**CONTRACT STATUS:** Signed through 2018  
**MLB DEBUT:** May 20, 2014 vs. Chicago White Sox

**CATCHER (NON-ROSTER)**

## COMPLETE RECORD

Year	Team	AVG	G	AB	R	H	2B	3B	HR	RBI	SH	SF	HBP	BB	IBB	SO	SB	CS	GDP	SLG	OBP	E
2007	Savannah	.210	103	367	26	77	12	0	5	30	0	4	4	24	0	76	1	1	16	.283	.263	18
2008	Savannah	.264	105	397	34	105	22	3	6	41	0	3	1	25	2	95	0	0	14	.380	.308	7
2009	St. Lucie	.224	100	392	43	88	15	1	8	44	1	3	4	15	0	78	0	1	13	.329	.258	7
2010	GCL Mets	.313	10	32	4	10	1	0	0	2	0	0	1	6	0	6	0	0	0	.344	.436	1
	St. Lucie	.270	10	37	3	10	2	0	0	7	0	1	0	2	0	12	0	0	1	.324	.300	0
2011	St. Lucie	.223	95	319	28	71	13	0	5	37	0	0	3	20	0	50	3	1	8	.310	.275	8
2012	St. Lucie	.254	41	142	19	36	10	1	4	22	1	1	0	11	0	29	0	0	1	.423	.305	2
	Binghamton	.198	40	126	14	25	7	0	3	17	1	0	2	16	1	25	1	0	2	.325	.299	6
2013	Binghamton	.246	21	69	4	17	6	0	0	4	1	1	1	7	1	4	0	1	6	.333	.321	2
	Las Vegas	.257	68	218	22	56	15	1	9	39	1	4	3	10	1	40	1	0	5	.459	.294	4
2014	Omaha	.240	96	342	53	82	13	0	27	61	2	5	5	16	1	65	0	3	12	.515	.280	6
	Kansas City	.000	1	0	0	0	0	0	0	0	0	0	0	0	0	0	0	0	0	.000	.000	0
2015	Omaha	.251	95	342	42	86	20	1	13	48	3	2	4	23	1	56	4	1	6	.430	.305	5
	Kansas City	.143	8	7	0	1	0	0	0	0	0	0	0	0	0	3	0	0	1	.143	.143	0
2016	Norfolk	.246	54	191	17	47	11	1	4	23	0	2	0	15	0	25	0	1	9	.377	.298	4
	Baltimore	.200	14	40	5	8	0	0	1	3	1	0	0	2	0	14	0	0	2	.275	.238	0
2017	Baltimore	.500	5	10	3	5	0	0	2	2	0	0	0	3	0	0	0	0	0	1.100	.500	1
	Norfolk	.278	51	180	15	50	13	0	6	18	0	0	0	8	0	31	1	0	2	.450	.309	3
<b>MINOR TOTALS</b>		<b>.241</b>	<b>889</b>	<b>3154</b>	<b>324</b>	<b>760</b>	<b>160</b>	<b>8</b>	<b>90</b>	<b>393</b>	<b>10</b>	<b>26</b>	<b>28</b>	<b>198</b>	<b>7</b>	<b>592</b>	<b>11</b>	<b>9</b>	<b>95</b>	<b>.382</b>	<b>.289</b>	<b>73</b>
<b>MAJOR TOTALS</b>		<b>.246</b>	<b>28</b>	<b>57</b>	<b>8</b>	<b>14</b>	<b>0</b>	<b>0</b>	<b>3</b>	<b>5</b>	<b>1</b>	<b>0</b>	<b>0</b>	<b>2</b>	<b>0</b>	<b>20</b>	<b>0</b>	<b>0</b>	<b>3</b>	<b>.404</b>	<b>.271</b>	<b>1</b>

**Note:** Major League Uniform Numbers Worn: 26 (2014-15), 27 (2016-17)

## WORLD BASEBALL CLASSIC RECORD

Year	Team	AVG	G	AB	R	H	2B	3B	HR	RBI	SH	SF	HBP	BB	IBB	SO	SB	CS	GDP	SLG	OBP	E
2013	Dominican Rep.	.500	2	2	0	1	0	0	0	1	0	0	0	0	0	0	0	0	0	.500	.500	0

## REGULAR SEASON FIELDING RECORD

Position	PCT	G	PO	A	E	TC	DP	PB	CS	ATT	PCT	P-OFF
Catcher	.991	28	104	7	1	112	1	1	5	11	45.5	0



### 2017 SEASON HIGHS

**Most Hits:** 2, twice. Last: 5/13 at Kansas City.  
**Most Runs:** 2, 5/13 at Kansas City.  
**Most HRs:** 2, 5/13 at Kansas City.  
**Most RBI:** 2, 5/13 at Kansas City.  
**Longest Hitting Streak:** 3 games, 5/7-6/4.

### CAREER HIGHS

**Most Hits:** 2, four times. Last: 5/13/17 at Kansas City.  
**Most Runs:** 2, twice. Last: 5/13/17 at Kansas City.  
**Most HRs:** 2, 5/13/17 at Kansas City.  
**Most RBI:** 2, twice. Last: 5/13/17 at Kansas City.  
**Most BBs:** 1, twice. Last: 6/21/16 vs. San Diego.  
**Longest Hitting Streak:** 4 games, 10/4/15-6/7/16.  
**Multi-HR Games:** 1, 5/13/17 at Kansas City.

### CAREER TRANSACTIONS

- Signed by the New York Mets as a non-drafted free agent, July 8, 2006.
- Signed by the Kansas City Royals as a Major League free agent, November 17, 2013.
- Acquired by the Baltimore Orioles from Kansas City Royals in exchange for cash considerations, December 2, 2015.
- Signed by the St. Louis Cardinals as a minor league free agent, December 8, 2017.

### CAREER NOTES

- Has thrown out 32.7% (272 CS/833 SB ATT) of attempted base stealers in his minor league career and 45.5% (5 CS/11 SB ATT) in his Major League career.
- Member of the 2013 Dominican Republic World Baseball Classic Championship team.
- Three-time minor league All-Star (2008 South Atlantic League, 2009 Florida State League & 2014 Pacific Coast League).
- Has played in 889 career minor league games and 28 Major League games since his first season in 2007.
- Son of former Cardinals catcher Tony Peña (1987-89).

### 2017

- Blasted two solo home runs at KC (6/13), joining teammate Wellington Castillo (twice) as Orioles catchers who posted a multi-home run game.
- Hit safely in three consecutive games in which he recorded an at-bat.
- Batted .500 (5-10) in five games with Baltimore including two multi-hit games.
- Played in 51 games with Norfolk (AAA) and recorded seven three-hit games.
- Started four games at first base and played in a fifth after starting the game at catcher.

### 2016

- Hit his first Major League home run vs. BOS (6/2), an 8th inning two-run home run off Noe Ramirez.
- Had a three game hitting streak from 6/2-7 in which he hit .455 (5-for-11) with one home run and two RBI.
- Batted .246 with 11 doubles, a triple, four home runs, and six RBI in 54 games with Triple-A Norfolk

### 2015

- Had two stints with Kansas City playing in eight games.
- Notched his first Major League hit on the final day of the Major League season at MIN (10/4) with a pinch-hit single in the 8th inning off Ryan O'Rourke.
- Spent majority of the season in Omaha (AAA) and finished second on the club with 13 home runs.

### AWARDS & HONORS

#### MiLB.com Organization All-Star

2015: Kansas City Royals  
 2014: Kansas City Royals

#### Pacific Coast League Champions

2014: Omaha (AAA)

#### Pacific Coast League Post-Season All-Star

2014: Omaha (AAA)

#### Pacific Coast League Mid-Season All-Star

2014: Omaha (AAA)

#### World Baseball Classic Champions

2013: Dominican Republic

#### Florida State League Mid-Season All-Star

2009: St. Lucie (A)

#### South Atlantic League Mid-Season All-Star

2008: Savannah (A)

### CAREER MILESTONES

#### Major League Debut

May 20, 2014 vs. Chicago White Sox

#### First Major League Hit

October 4, 2015 at Minnesota  
 pinch-hit single off Ryan O'Rourke

#### First Major League Home Run

June 2, 2016 vs. Boston  
 (8th inning 2-run HR off Noé Ramirez)



- Finished 3rd in the Pacific Coast League in catcher caught stealing percentage (32.5%) after throwing out 25-of-77 attempted base stealers.
- Slugged a season-high three home runs with four RBI and scored four runs vs. Iowa (6/16).

**2014**

- Made his Major League debut vs. CWS (5/20), and caught the top of the 9th inning, threw out the White Sox Adam Eaton as he attempted to steal second base.
- Had a second stint with the Royals as a September call-up, but never appeared in a game.
- Selected as a Pacific Coast League Mid-Season and Post-Season All-Star.
- After the season, named a MILB.com Organization All-Star.
- Ranked T4th in the PCL with 27 home runs, which also led all catchers.
- Posted a multi-homer game vs. Iowa (7/10), and collected a season-high tying four RBI.
- Collected a season-high four hits at Oklahoma City (6/26).
- Ranked fourth in the PCL among qualifying catchers after throwing out 39.5 (34-of-86) of attempted base stealers and was first among backstops in assists (60).

**2013**

- Member of the Dominican Republic team that won the World Baseball Classic. Recorded an RBI single over two at-bats playing in two games during the tournament.
- Played for Las Vegas (AAA) and Binghamton (AA) in the Mets organization.
- Smacked two home runs vs. Salt Lake (5/27).
- Had a 5 RBI game at Tacoma (6/28).

**2012**

- Threw out 45.2% (14-of-31) of attempted base stealers in 36 games for St. Lucie (A), and caught 45.2% (19-of-42) of attempted base stealers in 39 games for Binghamton (AA).

**2011**

- Recorded a season-high four RBI in three different games (4/25 at Jupiter, 5/12 vs. Lakeland & 7/18 vs. Clearwater).

**2010**

- Missed majority of the season with a broken foot.
- Did not make his season debut until 8/14 when he began a 10-game rehab assignment with the GCL Mets.

**2009**

- Named a Florida State League mid-season All-Star. Was the starting catcher for the South squad and was 1-for-2 with a run scored and a catcher caught stealing defensively.
- Led FSL catchers in games played (100), total chances (803), putouts (707), and double plays (8).
- Ranked 3rd in the FSL after throwing out 37.0% (47-of-127) of attempted base stealers.
- Slugged a 1st inning grand slam at Palm Beach (5/12) off Scott Gorgen.
- Hit a home run and recorded a multi-hit game in three consecutive contests (.500, 8-16; double, triple, 3 home runs, 7 RBI) from 7/11-15.

**2008**

- Named to the South Atlantic League Mid-Season All-Star Game. Made a pinch-hit appearance and stayed in the game as designated hitter going 0-for-2 off the bench.

**2007**

- Collected two hits in his professional debut vs. Asheville (4/5).
- Slugged his first professional homer at Charleston-SC (5/9) off Grant Duff.

**BACKGROUND / PERSONAL**

- Son of former (1987-89) Cardinals catcher Tony Peña, a member of the 1987 National League Champion squad.
- Played in the 2001 Little League World Series for the Bronx, N.Y. team.
- Attended Instituto Ibero.
- Resides in Boca Raton, Florida.



Francisco is the son of former Cardinals catcher Tony Peña, a member of the 1987 National League Champions team.



# TOMMY PHAM

# 28

HEIGHT	WEIGHT	BATS/THROWS	BIRTH DATE	ML SERVICE
6-1	214	R/R	3/8/88	2.107

**FULL NAME:** Thomas James Pham

**BORN:** Las Vegas, Nevada

**OPENING DAY AGE:** 30

**BECAME CARDINAL:** Selected in the 16th round (496th overall) of the June, 2006 First-Year Player Draft

**CONTRACT STATUS:** Signed through 2018

**MLB DEBUT:** September 9, 2014 at Cincinnati

**OUTFIELDER**



## COMPLETE RECORD

Year Team	AVG	G	AB	R	H	2B	3B	HR	RBI	SH	SF	HBP	BB	IBB	SO	SB	CS	GDP	SLG	OBP	E
2006 Johnson City	.231	54	182	26	42	8	3	1	19	1	2	5	26	0	42	12	3	5	.324	.340	22
2007 Quad Cities	.063	14	32	3	2	0	0	0	1	0	0	2	3	0	9	3	0	1	.063	.189	1
Batavia	.205	67	239	33	49	8	5	2	16	1	0	1	25	2	60	14	6	4	.305	.283	1
2008 Palm Beach	.146	27	82	9	12	3	0	1	7	2	0	1	7	0	30	1	1	0	.220	.222	0
Quad Cities	.218	86	312	51	68	11	4	17	49	2	2	3	27	1	126	17	4	7	.442	.285	2
2009 Palm Beach	.232	114	336	47	78	15	5	8	44	3	1	4	36	1	102	18	6	6	.378	.313	4
2010 Palm Beach	.262	68	237	42	62	14	4	3	27	1	2	3	42	0	59	13	4	8	.392	.377	3
Springfield	.339	38	121	19	41	13	1	3	18	0	0	1	18	0	28	4	2	1	.537	.429	4
2011 Springfield	.294	40	143	31	42	11	3	5	16	2	2	1	18	0	40	3	3	6	.517	.372	2
2012 Springfield	.154	12	39	3	6	2	0	1	3	0	0	0	4	0	19	0	0	1	.282	.233	0
2013 Springfield	.301	45	163	27	49	6	6	6	28	0	1	4	20	0	42	6	3	4	.521	.388	0
Memphis	.264	30	106	6	28	6	1	1	13	0	0	0	7	0	25	2	1	4	.368	.310	2
2014 Memphis	.324	104	346	63	112	16	6	10	44	0	2	4	38	1	81	20	2	8	.491	.395	3
ST. LOUIS	.000	6	2	0	0	0	0	0	0	0	0	0	0	0	2	0	0	0	.000	.000	0
2015 Memphis	.327	48	171	29	56	10	1	6	39	0	3	0	22	0	36	9	0	5	.503	.398	1
ST. LOUIS	.268	52	153	28	41	7	5	5	18	0	1	0	19	1	41	2	0	1	.477	.347	0
2016 Springfield#	.357	4	14	3	5	0	0	1	2	0	0	0	3	1	3	0	1	0	.571	.471	0
Memphis	.236	33	110	15	26	5	1	3	17	0	0	0	18	0	29	8	2	2	.382	.344	1
ST. LOUIS	.226	78	159	26	36	7	0	9	17	1	0	3	20	1	71	2	2	3	.440	.324	0
2017 Memphis	.283	25	92	17	26	8	0	4	19	1	0	0	13	0	21	6	3	1	.500	.371	2
ST. LOUIS	.306	128	444	95	136	22	2	23	73	2	3	10	71	0	117	25	7	18	.520	.411	1
<b>MINOR TOTALS</b>	<b>.258</b>	<b>809</b>	<b>2725</b>	<b>424</b>	<b>704</b>	<b>136</b>	<b>40</b>	<b>72</b>	<b>362</b>	<b>13</b>	<b>15</b>	<b>29</b>	<b>327</b>	<b>6</b>	<b>752</b>	<b>136</b>	<b>41</b>	<b>63</b>	<b>.417</b>	<b>.342</b>	<b>26</b>
<b>MAJOR TOTALS</b>	<b>.281</b>	<b>264</b>	<b>758</b>	<b>149</b>	<b>213</b>	<b>36</b>	<b>7</b>	<b>37</b>	<b>108</b>	<b>3</b>	<b>4</b>	<b>13</b>	<b>110</b>	<b>2</b>	<b>231</b>	<b>29</b>	<b>9</b>	<b>22</b>	<b>.493</b>	<b>.380</b>	<b>1</b>

**Note:** Major League Uniform Numbers Worn: 60 (2014-15), 28 (2016-present)

## DIVISION SERIES RECORD

Year Team	AVG	G	AB	R	H	2B	3B	HR	RBI	SH	SF	HBP	BB	IBB	SO	SB	CS	GDP	SLG	OBP	E
2015 STL vs. CHI	.200	3	5	1	1	0	0	1	2	0	0	0	0	0	2	0	0	0	.800	.200	0

## REGULAR SEASON FIELDING RECORD

Position	PCT	G	PO	A	E	TC	DP
Outfield	.997	231	356	12	1	369	3



## 2017 SEASON HIGHS

**Most Hits:** 4, 5/7 at Atlanta.  
**Most Runs:** 4, 9/12 vs. Cincinnati.  
**Most HRs:** 2, three times. Last: 8/30 at Milwaukee.  
**Most 2Bs:** 2, four times. Last: 9/20 at Cincinnati  
**Most RBI:** 4, 8/30 at Milwaukee.  
**Most BBs:** 2, 15 times. Last: 9/30 vs. Milwaukee.  
**Most SBs:** 2, three times. Last: 9/28 vs. Chicago Cubs.  
**Longest Hitting Streak:** 10 games, 8/8-8/18.

## CAREER HIGHS

**Most Hits:** 4, 5/7/17 at Atlanta.  
**Most Runs:** 4, 9/12/17 vs. Cincinnati.  
**Most HRs:** 2, six times. Last: 8/30/17 at Milwaukee.  
**Most 2Bs:** 2, five times. Last: 9/20/17 at Cincinnati  
**Most RBI:** 4, three times. Last: 8/30/17 at Milwaukee.  
**Most BBs:** 2, 17 times. Last: 9/30/17 vs. Milwaukee.  
**Most SBs:** 2, three times. Last: 9/28/17 vs. Chicago Cubs.  
**Longest Hitting Streak:** 10 games, 8/8-8/18/17.  
**Pinch-hit HR:** 1. 8/2/16 at Cincinnati (B. Wood).

## CAREER TRANSACTIONS

- Selected by St. Louis Cardinals in the 16th round (496th overall) of the June, 2006 First-Year Player Draft.
- On St. Louis disabled list (left quadriceps strain), March 27-June 5, 2015.
- On St. Louis disabled list (left oblique strain), April 4-May 17, 2016; included injury rehabilitation assignments to Springfield (AA) and Memphis (AAA).

## CAREER NOTES

- Finished 11th in the National League Most Valuable Player voting in 2017.
- In 2017, became the Cardinals first 20 HR/20 SB player since Reggie Sanders (2004) and only the 6th player overall in Cardinals history to do so. He is the only 20/20 Cardinals player with a .300 batting average.
- Was one of only seven qualified MLB players in 2017 to record at least a .300 batting average, .400 on-base percentage, and .500 slugging percentage.
- Committed only one error in 231 career Major League games (369 total chances).
- Was one of seven Major League players from 2015-2016 to have three or more multiple home run games in their first 112 career MLB games (4-Trevor Story; 3-Corey Seager, Kyle Schwarber, Ryan Schimpf, Gary Sanchez & Carlos Correa).
- Made his Major League debut in 2014 after 699 career minor league games and 2,338 at-bats over a nine-year career.
- Converted from shortstop to outfield in 2007.

## 2017

- Recalled (5/5) from Memphis (AAA) and played in 128 games, posting single-season highs in nearly every offensive category. Started 116 games in the outfield (85-LF, 30-CF, 1-RF).
- Became the Cardinals first 20 HR/20 SB player since Reggie Sanders in 2004 and only the 6th player overall in Cardinals history to do so. He is the only 20/20 Cardinals player with a .300 BA.
- Was one of only seven qualified MLB players to record at least a .300 average, .400 on-base percentage, and .500 slugging percentage.
- Led the Cardinals and ranked 3rd in the N.L. with a .411 on-base pct. Finished in the Top 15 in the N.L. in batting (.306, 11th), slugging (.520, 15th) and OPS (.931, 12th).

## AWARDS &amp; HONORS

**BBWAA J.G. Taylor Spink Award  
for St. Louis Baseball Man of the Year**  
2017

**Pacific Coast League Player of the Week**  
2014: Memphis (AAA) - August 4-10

**Cardinals Minor League Player of the Month**  
2013: Springfield (AA) - April

**Texas League Mid-Season All-Star**  
2013: Springfield (AA)

**Midwest League Player of the Week**  
2008: Quad Cities (A) - May 12-18

## CAREER MILESTONES

**Major League Debut**  
September 9, 2014 at Cincinnati

**First Major League Hit**  
July 4, 2015 vs. San Diego  
(6th inning, double off Odrisamer Despaigne)

**First Major League Home Run**  
July 5, 2015 vs. San Diego  
(3rd inning, 2-run, off Ian Kennedy)

- Scored a team-leading 95 runs, T10th in the N.L.
- Ranked 2nd in the National League and 4th in MLB with a .368 average on batted balls in play.
- Had a 7.37 runs created/27 out mark, ranking 9th in the National League.



### CARDINALS 20/20 MEMBERS

Cardinal	Season	Opening Day Age	Home Runs	Stolen Bases
Lou Brock	1967	28	21	52
Ray Lankford	1992	25	20	42
Brian Jordan	1995	28	22	24
Ray Lankford	1995	28	25	24
Ray Lankford	1996	29	21	35
Ray Lankford	1997	30	31	21
Ray Lankford	1998	31	31	26
Fernando Tatis	1999	24	34	21
Reggie Sanders	2004	36	22	21
<b>Tommy Pham</b>	<b>2017</b>	<b>29</b>	<b>23</b>	<b>25</b>

### 2017 MLB PLAYERS WITH .300/.400/.500

Player	Team	AVG	OBP	SLG
Jose Altuve	HOU	.346	.410	.547
Justin Turner	LAD	.322	.415	.530
Joey Votto	CIN	.320	.454	.578
Freddie Freeman	ATL	.307	.403	.586
<b>Tommy Pham</b>	<b>STL</b>	<b>.306</b>	<b>.411</b>	<b>.520</b>
Mike Trout	LAA	.306	.442	.629
Anthony Rendon	WAS	.301	.403	.533

*Minimum 3.1 PA/Team G (502 PA/162 G)*

- Stole 25 bases (25 SB/32 ATT) ranking 4th in the National League and the first Cardinal with that many steals since Tony Womack stole 26 in 2004.
- Set Busch Stadium III single-season record with 14 SBs at home. Had 6 SBs vs. CIN, the most against a single opponent since Brendan Ryan swiped 6 vs. MIL in 2009.
- Batted .310 vs. RHP, ranking 6th in the National League; his .411 OBP vs. RHP ranked 2nd.
- Scored a career-high four runs vs. CIN (9/12)
- Hit 11 of his 23 HR in the 7th inning or later ranking T6th in the N.L.
- Led the Cardinals with 40 multi-hit games.
- Hit 2 HR in a game three times (8/30 at MIL, 6/21 at PHI & 5/7 at ATL) in 2017 and has six career multi-home run games.
- Tied his single game best with 4 RBI at MIL (8/30).
- Posted two games with a single-game best 2 SB (9/14 vs. CIN & 7/8 vs. NYM).
- Hit first career walk-off home run and RBI vs. TB (8/26) off Brad Boxberger.
- Batted .355 (33-93) with 5 HR and 20 RBI in June, boasting a 1.032 OPS.
- Batted .319 during night games as opposed to .281 in day games.
- Was picked off a Major League-leading six times, the most by a Cardinals player since Willie McGee (6) in 1988.
- Had eight outfield assists ranking T8th in the National League.

### 2016

- Began the season on the Opening Day roster, but injured his left oblique during batting practice on Opening Day at PIT (4/3) and left the game after one at-bat.
- Missed 37 games before being activated (5/17) and optioned to Memphis (AAA). Played in 10 rehab games in Springfield (AA) and Memphis (AAA) from 5/4-15, batting .250 (8-32), HR, 5 RBI.
- Played 37 games for Memphis, batting .236 with 3 HR and 17 RBI, while hitting .367 with runners in scoring position.
- Had multi-home run games at Seattle (6/26) and vs. Miami (7/15).
- Pinch-ran at SF (9/17), stole 2nd base and scored the game-tying run as the Cardinals rallied in the 9th inning for a 3-2 win.
- Hit first career pinch-hit home run at CIN (8/2), a go-ahead solo shot off Blake Wood in the 8th inning.
- Tied his career-high hitting streak at six games from 7/6-16, batting .500 (9-18, 3 HR) during the streak.
- Made starts at all three outfield positions (LF-11, CF-25, RF-1).

### 2015

- Rookie outfielder split time between Memphis (AAA) and St. Louis after beginning the year on the disabled list.
- Opened the season on the D.L., missing April and May with a left quad strain suffered during spring training vs. Miami (3/13); activated from the 60-day disabled list (6/5) and optioned to Memphis.
- Recalled to St. Louis on 7/3 and stayed with St. Louis until 7/19.
- Had his first Major League hit (double) on 7/4 vs. San Diego, a game in which he batted leadoff and also stole his first base.
- Hit his first MLB home run (7/5) off Ian Kennedy and had all 3 RBI in the team's 3-1 win vs. SD.
- Recalled a 2nd time by St. Louis (8/17) and finished out the season in the majors.
- Had 17 extra-base hits among his 41 total hits with STL (7-2Bs, 5-3Bs, 5 HR).
- Had 7 game-winning RBI, T4th-most on the team.
- Tied among N.L. leaders for 1st with 5 GWRBI in September; hit home runs for the GWRBI on both 9/13 and 9/20.
- Batted 2nd in the majority of his starts with St. Louis (16 starts) hitting .317 (19-60); started six games from the lead-off spot.
- From 9/15 to end of season, ranked 5th in the N.L. with a .688 SLG pct. (3-HR, 3-3B, 2-2B) and had a .333 average.
- Logged his longest hitting streak (9/19-24), six games in which he hit .364 (8-22, 1-2B, 1-3B, 1-HR, 3-RBI).
- Recorded his 1st career multi-homer game on 9/16 at MIL with 2 home runs and a triple...followed game with a 2nd three-hit game (9/17) at Milwaukee with 1B, 2B and 3B.
- Over his final 23 games at Memphis, hit .354 (29-82) with 10 multi-hit games and 17 RBI.



- While with Memphis, hit .377 with runners in scoring position (20-53) with 32 RBI.
- Recognized by *Baseball America* as the “Best Defensive Outfielder” in the Pacific Coast League following the season.

**2015 POSTSEASON:** Appeared in three of the Cardinals four games during the Division Series vs. Chicago Cubs... hit a solo pinch home run in Game 1 off J. Lester in the 8th, belting a 3-1 pitch over the leftfield wall in an eventual 4-0 St. Louis win...became the 3rd Cardinals rookie player to homer in his first postseason plate appearance and first since Randal Grichuk (Game 1 of 2014 NLDS at LAD off Clayton Kershaw; also George Watkins 10/2/1930 vs. PHA) and 4th STL rookie to homer in his first postseason game (also Mike Shannon vs. NYY, 1964)...became the 7th St. Louis player to homer in his first postseason game...started in centerfield in Game 3 and pinch hit in Game 4.

## 2014

- Played 104 games at Memphis (AAA) before being purchased by St. Louis on 9/8.
- Appeared in six games in St. Louis as a pinch-hitter, pinch-runner and defensive replacement in left and right field.
- Made his Major League debut as a pinch-hitter (9/9) at Cincinnati after 699 career minor league games.
- Among Cardinals minor league leaders, ranked 4th in average (.324), T4th in steals (20), 5th in slugging (.491), T5th in triples (6), 6th in on-base percentage (.395) and OPS (.886), 7th in runs (63), and 10th in hits (112).
- Ranked 3rd in the Pacific Coast League in batting and 4th in on-base.
- Tallied 33 multi-hit games, including eight 3-hit games and two 4-hit games.
- Batted .340 or better in three straight months with a .396 average in May, .343 in June and .380 in July.
- Recorded nearly even splits against left-handed (.319) and right-handed pitchers (.325).
- Named PCL Player of the Week for the August 4-10 period, batting .500 (14-28), 2 HR, 7 RBI with back-to-back four-hit games (8/9-8/10), setting a Memphis record.
- Became the first player in Memphis Redbirds history to have 4 hits, 4 runs and 4 RBI in a single game, doing so 8/9 vs. New Orleans.
- Listed as the “Best Defensive Outfielder” in the Cardinals organization by *Baseball America’s* “Best Tools” survey.

## MINOR LEAGUE HIGHLIGHTS

- Has 58 career minor league outfield assists with a season high of 13 in 2008 (Quad Cities/Palm Beach) and three seasons with 10 or more outfield assists (2007-08, 2010).
- Has been rated as the “Best Defensive Outfielder” four times and “Best Outfield Arm” in the Cardinals organization in *Baseball America’s* “Best Tools” survey.
- Selected to the North Squad in the 2013 Texas League Mid-Season All-Star Game; replaced by teammate Chris Swauger due to injury.
- Tied for 2nd among Cardinals minor leaguers with seven triples.

- Suffered a chain of injuries shortening season including left oblique, left shoulder strain and concluded the season with left shoulder surgery.
- Rated as the “Best Defensive Outfielder” in the Cardinals organization by *Baseball America* following the season.
- Played in only 12 games during the 2012 season at Springfield (AA) due to a season-ending left shoulder injury (4/19).
- Began the season 1-for-16 before hitting his first home run on 4/12.
- Played in only 40 games during the 2011 season for Springfield (AA) before suffering a season-ending hand injury (6/5).
- Threw out six runners with Springfield and named “Best Outfield Arm” in the Cardinals organization in *Baseball America’s* “Best Tools” survey following the season.
- Ranked in the Top 10 of Cardinals minor leaguers in 2010 in doubles (27, T7th), walks (60, 5th), stolen bases (17, 5th) and on-base percentage (.394, 9th).
- Named “Best Outfield Arm” in the Cardinals organization in *Baseball America’s* “Best Tools” survey.
- In 2009, ranked 2nd on Palm Beach (High-A) in triples (5), trailing only Adron Chambers (16) who led all of Minor League Baseball.
- Split the 2008 season between Palm Beach (A) and Quad Cities (A), posting career-bests in home runs (18), RBI (56) and stolen bases (18) between the two affiliates.
- Hit first career grand slam off Steve Vento at Peoria (6/11).
- Named Midwest League Player of the Week for the May 12-18 period, batting .333 with three leadoff home runs and 10 RBI.
- Had a career-high 13 outfield assists between Quad Cities and Palm Beach.
- Recognized as the “Best Outfield Arm” in the Cardinals organization in *Baseball America’s* “Best Tools” survey following the season.
- Switched positions from shortstop to outfield in 2007 & ranked 2nd among New York-Penn League outfielders with 11 outfield assists.
- Led 2006 Johnson City (R) in walks (26) and tied for the team lead with 12 stolen bases.
- Hit first professional home run off Alvin Garcia vs. Bristol (7/27).

## BACKGROUND / PERSONAL

- Graduated from Durango High School in Las Vegas, Nev., the same high school as former Cardinals outfielder Ryan Ludwick.
- Was a Second Team High School All-American.
- Committed to Cal State-Fullerton to play baseball before signing with St. Louis.
- Diagnosed in 2008 with keratoconus, a rare eye disorder that causes degenerative vision problems.
- Resides in Las Vegas, Nev.



# DANIEL PONCEDELEON

# 84

HEIGHT	WEIGHT	BATS/THROWS	BIRTH DATE	ML SERVICE
6-3	205	R/R	1/16/92	0.000

**FULL NAME:** Daniel Robert Poncedeleon

**BORN:** Anaheim, California

**OPENING DAY AGE:** 26

**BECAME CARDINAL:** Selected in the ninth round (285th overall) of the June 2014 First-Year Player Draft

**CONTRACT STATUS:** Signed through 2018

**PITCHER (NON-ROSTER)**



## COMPLETE RECORD

Year Team	W-L	ERA	G	GS	CG	GF	SHD	SV	IP	H	R	ER	HR	HBP	BB	IBB	SO	WP	BK	BA
2014 State College	3-3	2.44	12	10	0	0	0	0	44.1	38	13	12	0	1	14	0	52	5	0	.229
2015 Peoria	6-2	2.47	13	13	1	0	0	0	76.2	72	27	21	4	3	22	0	62	2	0	.247
Palm Beach	5-0	1.49	7	6	0	0	0	0	42.1	29	9	7	1	2	8	0	25	2	0	.193
2016 Springfield	9-8	3.52	27	+27	1	0	0	0	151.0	128	71	59	10	*15	56	1	122	10	0	.231
2017 Memphis	2-0	2.17	6	6	0	0	0	0	29.0	20	7	7	2	2	13	0	25	0	0	.196
<b>MINOR TOTALS</b>	<b>25-13</b>	<b>2.78</b>	<b>65</b>	<b>62</b>	<b>2</b>	<b>0</b>	<b>0</b>	<b>0</b>	<b>343.1</b>	<b>287</b>	<b>127</b>	<b>106</b>	<b>17</b>	<b>23</b>	<b>113</b>	<b>1</b>	<b>286</b>	<b>19</b>	<b>0</b>	<b>.227</b>

\*Led League

+Tied for League Lead

## CAREER TRANSACTIONS

- Selected by Tampa Bay Rays in the 24th round (731st overall) of the June 2010 First-Year player draft, but did not sign.
- Selected by Cincinnati Reds in the 38th round (1,162nd overall) of the June 2012 First-Year player draft, but did not sign.
- Selected by Chicago Cubs in the 14th round (408th overall) of the June 2013 First-Year player draft, but did not sign.
- Selected by St. Louis Cardinals in the ninth round (285th overall) of the June 2014 First-Year player draft.

## CAREER NOTES

- Is coming back from a career-threatening injury after being struck in the head by a line drive hit back up the middle during a game while pitching for Memphis (AAA) in May 2017, requiring brain surgery.
- Was drafted four times by four different teams from 2010-14 (Rays 2010, Reds 2012, Cubs 2013, Cardinals 2014).
- Has made 11 scoreless starts of 5.0 innings or more out of 62 career starts.

## 2017

- Made six starts for Memphis (AAA) holding the opposition to one run or less in all but one, in which he allowed three runs.
- Struck out a season-high eight batters vs. Colorado Springs (4/11) in his first start of the season.

- Was struck by a line drive off the bat of Iowa's Victor Caratini in the second inning of a game on May 9 at Principal Park in Des Moines. Was removed from the game and taken to the hospital for emergency brain surgery to relieve pressure. Missed the remainder of the season.
- Resumed a throwing program in August and re-joined Memphis team in September as a spectator for their pennant run.
- Threw out the honorary first pitch to manager Stubby Clapp prior to Game 1 of the Pacific Coast League playoffs on Sept. 6.
- Faced live hitters in late September as part of the rehabilitation process.
- Received the Bob Bauman "Physical Comeback Award" from the St. Louis Baseball Writers at their January 2018 Awards Dinner.



## 2016

- Made a career-high and Texas League-leading 27 games started for Springfield (AA).
- Selected to the Texas League All-Star North Squad, made a relief appearance for 2.0 innings in the game.
- Ranked among Texas League leaders in ERA (3.52, 8th), wins (9, T4th), strikeouts (122, 5th), complete games (1, T5th), innings pitched (151.0, 3rd), walks (56, 2nd), opponent BA (.231, 4th).
- Led the Texas League in total batters faced (642), hit batsmen (15), sacrifice hits (8) and sacrifice flies (8) allowed.
- Ranked among Cardinals minor league pitchers in wins (9, T2nd), innings pitched (151.0, 2nd), strikeouts (122, 4th), games started (27, T1st) and opponent batting average (.231, 4th).
- Made six scoreless starts of 5.0 innings or more, topping out at a career-high 8.1 innings (6/17 at NW Arkansas).
- Made six starts of 7.0 innings or more and only one of those over 100 pitches (5/27 vs. Frisco, 101 pitches, 7.2 IP).
- Induced 12 double plays, ranking 2nd on the Springfield squad.
- Struck out a career-high 10 batters over 6.1 innings vs. NW Arkansas (4/26).
- Made five starts in June posting a 2-0 record with a 1.91 ERA over 28.1 innings with 25 strikeouts.
- Finished the season with a 6.0-inning complete game at Arkansas (8/31) in a 4-2 loss.

## 2015

- Was a combined 11-2 with a 2.12 ERA over 19 starts (20 app.) between Peoria (A) and Palm Beach (A).
- Selected to the Midwest League All-Star Game West Squad, but did not pitch in the game.
- Ranked among Cardinals minor league leaders in wins (11, T3rd), ERA (2.12, 2nd) and opponent BA (.229, 4th).
- Threw a career-high 8.0 scoreless innings vs. Kane County (6/1) allowing three hits and struck out five in the win. Matched that start with 8.0 scoreless innings of six-hit ball at Clearwater (7/16) in a win.
- Made 13 starts of 6.0 innings or more during the season and all were quality starts.
- Won his first three appearances in Palm Beach and was 5-0 over six starts (7 app.).
- Placed on the disabled list (right shoulder) on 8/15 for the remainder of the season.

## AWARDS &amp; HONORS

**Pacific Coast League Championship**

2017: Memphis (AAA)

**Bob Bauman "Physical Comeback Award" by the St. Louis BBWAA**

2017: Memphis (AAA)

**Texas League Mid-Season All-Star**

2016: Springfield (AA)

**Midwest League Mid-Season All-Star**

2015: Peoria (A)

**New York-Penn League Championship**

2014: State College (A)

## 2014

- Averaged 10.56 strikeouts/9 IP and ranked third on the State College (A) staff with 52 strikeouts.
- Finished the season with 13.0 consecutive scoreless innings.
- Made two starts in the New York-Penn League playoffs and was 1-1 with an 0.82 ERA over 11.0 innings with 11 strikeouts.
- Earned the win in the NYPL Championship Game 3 vs. Tri-City (9/9).
- Did not allow more than three runs in any pitching appearance during the season.
- Did not allow a home run to 183 total batters faced, ranking 6th among Cardinals minor leaguers in toughest to homer off.

## BACKGROUND / PERSONAL

- Graduated from La Mirada (Calif.) High School.
- Played college baseball at Cypress (Calif.) College, University of Arizona, University of Houston and Embry-Riddle Aeronautical University.
- Was an NAIA second-team all-American (9-2, 1.60 ERA, 95.0 IP, 103 K) at ERAU.
- Was drafted three previous times before the Cardinals.
- Wife's name is Jennifer...their son, Casen was born on Thanksgiving Day 2016 (11/24/16).
- Resides in New Smyrna Beach, Florida.



# RANGEL RAVELO

(RAHN-hel)

81

HEIGHT	WEIGHT	BATS/THROWS	BIRTH DATE	ML SERVICE
6-1	225	R/R	4/24/92	0.000

FULL NAME: Rangel Ravelo

BORN: Havana, Cuba

OPENING DAY AGE: 25 (Turns 26 on April 24)

BECAME CARDINAL: Signed as a minor league free agent, April 7, 2017

CONTRACT STATUS: Signed through 2018

FIRST BASEMAN (NON-ROSTER)



## COMPLETE RECORD

Year Team	AVG	G	AB	R	H	2B	3B	HR	RBI	SH	SF	HBP	BB	IBB	SO	SB	CS	GDP	SLG	OBP	E
2010 Bristol	.254	48	173	17	44	9	1	1	21	5	0	0	9	0	25	0	2	7	.335	.291	17
2011 Bristol	.384	20	73	10	28	7	1	0	13	0	1	2	2	0	12	2	0	2	.507	.410	1
Kannapolis	.317	43	161	11	51	9	0	0	21	0	0	1	12	0	19	0	1	0	.373	.368	10
2012 Kannapolis	.290	76	290	32	84	19	3	2	39	3	7	7	20	3	38	6	1	8	.397	.343	15
2013 Kannapolis	.226	17	53	9	12	4	0	0	9	0	1	1	11	0	11	1	1	1	.302	.364	0
Winston-Salem	.312	84	301	43	94	27	2	4	53	1	3	2	40	1	46	4	1	5	.455	.393	6
2014 Birmingham	.309	133	476	72	147	*37	4	11	66	2	8	9	56	1	77	10	6	6	.473	.386	5
2015 AZL Athletics	.360	9	25	7	9	3	1	0	7	0	0	3	7	1	3	1	0	0	.560	.543	1
Midland	.318	22	88	13	28	6	1	2	17	0	1	0	9	0	17	0	1	4	.477	.378	1
Nashville	.277	28	101	10	28	5	1	1	18	1	2	1	7	0	22	0	0	1	.376	.324	0
2016 Nashville	.262	106	367	60	96	23	1	8	54	3	4	8	34	4	63	1	1	12	.395	.334	3
2017 Memphis	.314	89	306	49	96	25	1	8	41	0	3	5	31	1	56	1	2	11	.480	.383	4
MINOR TOTALS	.297	675	2414	333	717	174	16	37	359	15	30	39	238	11	389	26	16	57	.428	.365	63

\*Led League

## CAREER TRANSACTIONS

- Selected by the Chicago White Sox in the sixth round (188th overall) of the June, 2010 First-Year Player Draft.
- Acquired by the Oakland Athletics from the Chicago White Sox along with RHP Chris Bassitt, C Josh Phegley and INF Marcus Semien for RHP Jeff Samardzija and RHP Michael Ynoa, December 9, 2014.
- Signed by the St. Louis Cardinals as a minor league free agent, April 7, 2017.

## CAREER NOTES

- Career .297 batter over 675 minor league games. Has batted over .300 four different seasons.
- Signed as a minor league free agent with the Cardinals at the start of the 2017 season after being released by the Athletics. The Cardinals become his third team joining the White Sox and Athletics.
- Third baseman converted over to first base full time following the 2012 season.

## 2017

- Signed as a free agent on April 7 and played in 89 games for Memphis (AAA), starting 52 at first base, 12 in right field and three in left field.
- Went 3-for-4 on May 18 to move his batting average from .295 to .333 and it never dipped below .300 the rest of the season.
- Batted .367 with runners in scoring position (33-90).
- Ran off a team-high 15-game hitting streak (5/9-6/3) batting .429 (21-49) during the stretch.





- Placed on the 7-day disabled list with a right thumb contusion on Sept. 5 and missed the 2017 postseason after getting hit by a Hiram Burgos pitch at Colorado Springs (9/2).

**2016**

- Played in 53 games for Lara in the Venezuelan Winter League batting .300 with 6 HR and 27 RBI. Batting .279 with 7 RBI in 17 postseason games coming in runner-up to Zulia.

**2015**

- Began the season on the disabled list at Nashville (AAA) after undergoing a partial ECU tendon repair on Mar. 13 with the surgery performed by Dr. Mark Leber at the Gateway Surgery Center in Phoenix.
- Was reinstated from the disabled list on July 11 and transferred to Midland (AA).
- Played in 55 games for Lara in the Venezuelan Winter League, batting .380 with 8 HR and 38 RBI. Led the league with a .480 on-base percentage, while ranking 2nd in slugging (.562) and walks (41) and 3rd in batting (.380).

**2014**

- Named to the Southern League Post-Season All-Star Team in his first season at Birmingham (AA).
- Led the Southern League in doubles (37) and ranked among the league leaders in batting (.309, 2nd), hits (147, 2nd), runs (72, 5th), total bases (225, 3rd), on-base percentage (.386, 5th) and slugging (.473, 5th).
- Posted the longest hitting streak in the Southern League at 26 games and the 3rd-longest in Barons team history. Batted .382 (39-102) during the streak.
- Named Birmingham Barons Player of the Year.
- Was on the Suspended List (fighting) from Aug. 1-3.
- Rated as the No. 10 prospect in the White Sox organization by *Baseball America* and as having the "Best Strike Zone Discipline".
- Played in one game for Escogido during the Dominican Winter League and went 0-for-2.

**2013**

- Played exclusively at first base, making 84 starts and committed only six errors for a .992 fielding percentage.
- Ranked 6th among White Sox farmhands in on-base percentage (.388) and 7th in batting average (.299).
- Was placed on the 7-day disabled list with a laceration on his left hand (4/23), and was reinstated on May 2.
- Returned to the 7-day disabled list on May 5 with a laceration on his left thumb, and was reinstated on May 18.

**AWARDS & HONORS****Pacific Coast League Championship**

2017: Memphis (AAA)

**Southern League Post-Season All-Star**

2014: Birmingham (AA)

**Birmingham Barons Player of the Year**

2014: Birmingham (AA)

**South Atlantic League Mid-Season All-Star**

2012: Kannapolis (A)

**2012**

- Named to the South Atlantic League Mid-Season All-Star Team. Was the starting third baseman for the North Squad but exited the game after getting hit by a Mike Foltyniewicz pitch in his first plate appearance.
- Hit three doubles in a game vs. Lexington (5/18).
- Missed the final two months of the season after being placed on the Restricted List after leaving team on July 5.

**2011**

- Posted a 20-game hitting streak (7/6-30), batting .407 (33-81) during the streak.
- Had a season-high 5 RBI at Rome (8/30).

**2010**

- Hit first professional home run at Princeton (7/15) off Braulio Lara, a solo home run.

**BACKGROUND / PERSONAL**

- Played high school baseball at Hialeah (Fla.) High School.
- Named First-Team All-Dade County by the Miami Herald.
- Resides in Miami, Florida.



# ALEX REYES

# 29

HEIGHT	WEIGHT	BATS/THROWS	BIRTH DATE	ML SERVICE
6-4	230	R/R	8/29/94	1.055

**FULL NAME:** Alexander Reyes  
**BORN:** Elizabeth, New Jersey  
**OPENING DAY AGE:** 23 (Turns 24 on August 29)  
**BECAME CARDINAL:** Signed by the Cardinals as a non-drafted free agent, December 3, 2012  
**CONTRACT STATUS:** Signed through 2018  
**MLB DEBUT:** August 9, 2016 vs. Cincinnati

## PITCHER



## COMPLETE RECORD

Year Team	W-L	ERA	G	GS	CG	GF	SHO	SV	IP	H	R	ER	HR	HBP	BB	IBB	SO	WP	BK	BA
2013 Johnson City	6-4	3.39	12	12	0	0	0	0	58.1	54	26	22	1	4	28	0	68	8	1	.249
2014 Peoria	7-7	3.62	21	21	1	0	0	0	109.1	82	54	44	6	3	61	0	137	10	+3	.207
2015 GCL Cardinals	0-0	0.00	1	1	0	0	0	0	3.0	0	0	0	0	1	0	0	3	0	0	.000
Palm Beach	2-5	2.26	13	13	0	0	0	0	63.2	49	20	16	0	3	31	0	96	4	2	.216
Springfield	3-2	3.12	8	8	0	0	0	0	34.2	21	14	12	1	1	18	0	52	5	1	.174
2016 Memphis	2-3	4.96	14	14	0	0	0	0	65.1	63	38	36	6	4	32	0	93	7	1	.252
ST. LOUIS	4-1	1.57	12	5	0	3	0	1	46.0	33	8	8	1	0	23	1	52	3	1	.201
2017 ST. LOUIS	INJURED - DID NOT PITCH																			
<b>MINOR TOTALS</b>	<b>20-21</b>	<b>3.50</b>	<b>69</b>	<b>69</b>	<b>1</b>	<b>0</b>	<b>0</b>	<b>0</b>	<b>334.1</b>	<b>269</b>	<b>152</b>	<b>130</b>	<b>14</b>	<b>16</b>	<b>170</b>	<b>0</b>	<b>449</b>	<b>34</b>	<b>8</b>	<b>.220</b>
<b>MAJOR TOTALS</b>	<b>4-1</b>	<b>1.57</b>	<b>12</b>	<b>5</b>	<b>0</b>	<b>3</b>	<b>0</b>	<b>1</b>	<b>46.0</b>	<b>33</b>	<b>8</b>	<b>8</b>	<b>1</b>	<b>0</b>	<b>23</b>	<b>1</b>	<b>52</b>	<b>3</b>	<b>1</b>	<b>.201</b>

+ Tied for League Lead

**Note:** Major League Uniforms Worn: 61 (2016), 29 (2018-present)

## REGULAR SEASON FIELDING RECORD

Position	PCT	G	PO	A	E	TC	DP
Pitcher	.667	12	0	4	2	6	0

## REGULAR SEASON BATTING RECORD

Year Team	AVG	G	AB	R	H	2B	3B	HR	RBI	SH	SF	HBP	BB	IBB	SO	SB	CS	GDP	SLG	OBP	E
2016 ST. LOUIS	.071	12	14	0	1	0	0	0	1	1	0	0	0	0	5	0	0	0	.071	.071	2
<b>MAJOR TOTALS</b>	<b>.071</b>	<b>12</b>	<b>14</b>	<b>0</b>	<b>1</b>	<b>0</b>	<b>0</b>	<b>0</b>	<b>1</b>	<b>1</b>	<b>0</b>	<b>0</b>	<b>0</b>	<b>0</b>	<b>5</b>	<b>0</b>	<b>0</b>	<b>1</b>	<b>.071</b>	<b>.071</b>	<b>2</b>

## CAREER TRANSACTIONS

- Signed by the Cardinals as a non-drafted free agent, December 3, 2012.
- On St. Louis disabled list (right elbow surgery), March 30 to end of season, 2017.

**CAREER NOTES**

- Named Cardinals 2015 Minor League Co-Pitcher of the Year with Austin Gomber.
- Rated as the Cardinals No. 1 prospect by *Baseball America* and *MLB.com* in 2016 and 2017.
- Selected as the starting pitcher for the World Team at the 2016 SiriusXM All-Star Futures Game during All-Star Week in San Diego.
- Is a career 3-0 with a 2.19 ERA vs. the Chicago Cubs. Was the only MLB pitcher with three wins vs. CHI in 2016 and the first Cardinals rookie pitcher with three wins vs. the Cubs since Brooks Lawrence went 3-0 vs. CHI in 1954.
- Posted double-digit strikeouts 10 times over 69 career minor league starts with a career-high 13 vs. Dunedin (6/17/15).
- Struck out 31.6% of 1,423 total batters faced (449 strikeouts) over 334.1 career innings (12.09 K/9 IP) in the minor leagues.

**2017**

- Missed the entire season following Tommy John ligament replacement surgery on his right elbow in February.

**2016**

- Appeared in 12 games (five starts) in St. Louis going 4-1 with a 1.57 ERA one save and 52 strikeouts in 46 innings.
- Made his Major League debut vs. CIN (8/9) in the 9th inning and struck out Adam Duvall as his first opposing batter en route to a perfect inning; marked his first relief appearance in professional baseball.
- Earned his first MLB win at CHI (8/13) throwing 3.0 scoreless innings of relief allowing one hit with three strikeouts.
- Struck out a batter in every start or appearance with a season-high seven over 6.0 innings vs. CIN (9/2).
- Won three straight decisions (9/13-24) with two starts.
- Surrendered one home run on the season, coming via Jung Ho Kang at PIT (9/7).
- Threw career-high 7.0 scoreless inn. at SF (9/18), holding the Giants to four hits with two walks and six strikeouts.
- Earned his first MLB save at PHI (8/19), throwing a scoreless frame in a Cardinals 4-3 win in 11 innings over the Phillies.
- His 52 strikeouts were the most by a Cardinals rookie in his first 12 career games since Joe Magrane's 53 (81.2 IP) in 1987.
- His 1.57 ERA in his first 12 career Major League games was the best (min. 46.0 IP) since the Reds' Pat Zachry posted a 1.17 mark in 1976 and the best by a Cardinals rookie since Al Brazle's 1.50 mark in 1943. His ERA was also the lowest among MLB rookies (min. 46.0 IP).
- Limited right-handed batters to a .170 average (16-94) with a .120 BA (9-75) with runners on base and .132 (5-38) w/RISP.
- Was 2-0 with a 2.20 ERA in five starts and 2-1 with an 0.52 ERA in seven relief outings covering 17.1 innings.

**2016 SEASON & CAREER HIGHS**

**Most IP (Starter):** 7.0, 9/18 at San Francisco.  
**Most IP (Relief):** 4.1, 9/13 vs. Chicago Cubs.  
**Most Strikeouts (Starter):** 7, 9/2 at Cincinnati.  
**Most Strikeouts (Relief):** 6, 9/7 at Pittsburgh.  
**Most Walks (Starter):** 4, 8/27 vs. Oakland.  
**Most Walks (Relief):** 6, 9/13 vs. Chicago Cubs.  
**Most Runs Allowed (Starter):** 3, 9/24 at Chicago Cubs.  
**Most Runs Allowed (Relief):** 1, 9/7 at Pittsburgh.  
**Most Hits Allowed (Starter):** 7, 9/29 vs. Cincinnati.  
**Most Hits Allowed (Relief):** 2, twice. Last: 9/7 at Pittsburgh.  
**Most HRs Allowed:** 1, 9/7 at Pittsburgh.  
**Longest Winning Streak:** 3 games, 9/13-present.  
**Longest Scoreless Streak:** 13.1 IP, 8/9-27.  
**Last Relief Appearance:** 9/13 vs. Chicago Cubs.

**THROUGH FIRST 12 CAREER GAMES**

Cardinals Rank	Strikeouts	Innings	Season(s)
1. Alan Benes	65	62.1	1995-96
2. Stu Miller	64	88.0	1952
3. Vinegar Bend Mizell	62	76.2	1952
4. Harvey Haddix	55	78.1	1952-53
5. Shelby Miller	54	50.1	2012-13
6. Joe Magrane	53	81.2	1987
7. <b>Luke Weaver</b>	<b>52</b>	<b>44.1</b>	<b>2016-17</b>
<b>Alex Reyes</b>	<b>52</b>	<b>46.0</b>	<b>2016</b>
Rick Ankiel	52	46.0	1999-2000

- Did not allow a run through his first 13.1 innings, the streak ranked as the 3rd-longest in franchise history for a rookie to begin his career (Von McDaniel, 19.0 IP, 1957 & Pat Perry, 16.1 IP, 1985).
- His first MLB start came vs. OAK (8/27), throwing 4.1 innings allowing one run in a no-decision (STL lost, 3-2).
- Posted the 4th-lowest ERA (1.97) in the National League during the month of September (3-1, 32.0 IP).
- Threw 4.1 scoreless innings in relief vs. CHI (9/13) in a 4-2 win, walking six. Marked the first time a Cardinals relief pitcher walked six or more in 4.1 IP or less and first with more than 4.1 IP since 1950 (Cloyd Boyer, 7.2 IP) at NYG at the Polo Grounds in a 2-0 STL win.
- Picked up his first hit with a single to right field off Trevor Williams (9/7) at PIT. Collected his first RBI vs. CIN (9/29) on a ground out scoring Aledmys Diaz.
- Was the first Cardinals rookie pitcher to tally two wins at Wrigley Field since Cris Carpenter (1989).
- Named as the starting pitcher for the World Team at the All-Star Futures Game in San Diego. Struck out four batters over 1.2 innings (38 pitches/23 strikes).
- Made 14 starts at Memphis (AAA) going 2-3 with a 4.96 ERA in 65.1 innings with 93 strikeouts.
- Ranked 2nd among Cardinals minor league pitchers with 12.81 strikeouts/9 IP.
- Rated as the PCL's No. 1 prospect by *Baseball America* following the season. Also recognized as having the league's "Best Fastball" by league managers in the Best Tools" survey by the same publication.



## MINOR LEAGUE HIGHLIGHTS

- Named **2015** Cardinals Minor League Co-Pitcher of the Year with Austin Gomber.
- Was the Cardinals Minor League Pitcher of the Month in April.
- Selected to the Florida State League All-Star Game.
- Named Top Prospect in the Florida State League by *Baseball America*.
- Named Texas League Pitcher of the Week (8/10-17).
- Selected to the Arizona Fall League Rising Stars Game, but did not pitch.
- Ranked 12th in the Florida State League in strikeouts (96) despite making only 13 starts.
- Struck out a career-high 13 over 6.0 innings vs. Dunedin (6/17/15), a mark that was T4th among all minor league pitchers in 2015.
- Led Cardinals Minor League pitchers in strikeouts (151) and strikeouts/9 IP (13.41) while ranking in the Top 10 in games started (22, T8th), ERA (2.49, 5th), opponent BA (.197, 2nd) and Toughest to HR Off (414.0 TBF/HR)
- Made four starts for Surprise in the Arizona Fall League going 0-1 with a 3.60 ERA and 14 strikeouts in 15.0 innings
- Suspended for the final 10 games of the Arizona Fall League as part of a 50-game suspension that carried into 2016 for the use of a drug of abuse.
- Led all **2014** Cardinals minor league pitchers with 137 strikeouts and ranked 8th in strikeouts/9 IP (11.28).
- Ranked 5th in the Midwest League in strikeouts, 3rd in walks (61) and T1st in balks (3).
- Listed as the Top Prospect in the Midwest League and the No. 2 prospect in the Cardinals organization by *Baseball America* following the season.
- Ranked T3rd in the **2013** Appalachian League in wins (6), 5th in strikeouts (68), T3rd in games started (12) and 2nd in strikeouts/9 IP (10.49).
- Rated as the No. 7 prospect in the Cardinals organization by *Baseball America* after the 2013 season.

## BACKGROUND / PERSONAL

- Played high school baseball at Elizabeth (N.J.) High School
- Moved to the Dominican Republic in 2011 where he was signed as a non-drafted free agent.
- Has a daughter, Aleyka
- Resides in Rahway, N.J.

## AWARDS & HONORS

**Cardinals Minor League Pitcher of the Year**  
2015: Springfield (AA) & Palm Beach (High-A)

**Cardinals Minor League Pitcher of the Month**  
2015: Palm Beach (High-A) - April

**Texas League Pitcher of the Week**  
2015: Springfield (AA) - August 10-17

**Florida State League Mid-Season All-Star**  
2015: Palm Beach (High-A)

**Baseball America Class High-A All-Star**  
2015: Palm Beach (High-A)

**Arizona Fall League Rising Star**  
2015: Surprise

**Midwest League Player of the Week**  
8/31/15: Peoria (A)

**All-Star Future Games Selection**  
2016: World Team (Dominican Republic)  
2015: World Team (Dominican Republic)

## CAREER MILESTONES

**Major League Debut**  
August 9, 2016 vs. Cincinnati

**First Major League Start**  
August 27, 2016 vs. Oakland

**First Major League Win**  
August 13, 2016 at Chicago (N.L.)

**First Major League Save**  
August 19, 2016 at Philadelphia

**First Career Strikeout**  
August 9, 2016 vs. Cincinnati  
(9th inning, Adam Duvall, swinging)



# ARTURO REYES

(are-tour-oh)

# 86

HEIGHT	WEIGHT	BATS/THROWS	BIRTH DATE	ML SERVICE
5-11	195	R/R	4/6/92	0.000

**FULL NAME:** Arturo Abram Reyes

**BORN:** Moses Lake, Washington

**OPENING DAY AGE:** 25 (Turns 26 on April 6)

**BECAME CARDINAL:** Selected in the 40th round (1,205th overall) of the June, 2013 First-Year player draft

**CONTRACT STATUS:** Signed through 2018

**PITCHER (NON-ROSTER)**



## COMPLETE RECORD

Year	Team	W-L	ERA	G	GS	CG	GF	SHD	SV	IP	H	R	ER	HR	HBP	BB	IBB	SO	WP	BK	BA
2013	State College	1-2	2.08	10	7	0	1	0	0	43.1	37	13	10	3	2	15	0	25	1	0	.234
2014	Peoria	6-8	3.67	23	22	0	0	0	0	122.2	123	55	50	8	5	34	1	104	8	0	.258
2015	Palm Beach	1-1	2.45	3	3	0	0	0	0	14.2	19	4	4	0	0	6	0	8	3	0	.333
	Springfield	7-7	2.64	17	17	0	0	0	0	99.0	98	38	29	2	5	28	0	80	5	1	.255
	Memphis	1-3	7.82	5	5	0	0	0	0	25.1	36	22	22	2	3	16	2	17	5	0	.340
2016	GCL Cardinals	0-1	4.26	2	2	0	0	0	0	6.1	8	4	3	0	0	1	0	5	0	0	.320
	Memphis	9-4	4.17	19	19	0	0	0	0	101.1	97	53	47	12	1	36	0	77	3	0	.255
2017	GCL Cardinals	0-1	2.25	4	1	0	0	0	0	4.0	3	1	1	0	1	0	0	4	0	0	.200
	Palm Beach	1-0	0.00	1	0	0	0	0	0	2.0	0	0	0	0	0	1	0	1	0	0	.000
	Memphis	5-5	4.41	22	6	1	4	0	1	63.1	63	34	31	5	4	17	1	41	1	+3	.259
<b>MINOR TOTALS</b>		<b>31-32</b>	<b>3.68</b>	<b>106</b>	<b>82</b>	<b>1</b>	<b>5</b>	<b>0</b>	<b>1</b>	<b>482.0</b>	<b>484</b>	<b>224</b>	<b>197</b>	<b>32</b>	<b>21</b>	<b>154</b>	<b>4</b>	<b>362</b>	<b>26</b>	<b>4</b>	<b>.262</b>

+ Tied for League Lead

## CAREER HIGHLIGHTS

- Former 40th round draft pick has been selected to two minor league All-Star Teams (2015 Texas League & 2014 Midwest League), has pitched in the Arizona Fall League and has been invited to Major League Spring Training in 2017 & 2018.

## 2017

- Received an invitation to Major League Spring Training.
- Began the season with three relief appearances of 3.0 innings or more, was moved to a starting role for six starts and returned to the bullpen following an injury.
- Placed on the 7-day disabled list with a right shoulder strain (5/22). Was reinstated on 7/18 following a rehabilitation assignment to the GCL Cardinals.
- Was 3-2 with a 3.66 ERA in six starts and 2-3 with a 5.17 ERA and one save as a relief pitcher.
- Ranked 10th among Cardinals minor league pitchers with a .251 opponent batting average.

## CARDINALS DRAFTED FROM GONZAGA UNIVERSITY

Year	Round	Player	Position
2013	1	Marco Gonzales	LHP
2013	40	Arturo Reyes	RHP
2007	1*	Clayton Mortensen	RHP
1999	33	Bo Hart	INF

\* Supplemental first round pick for loss of free agent pitcher Jeff Suppan signing with the Milwaukee Brewers in 2006.

- Tied for the Pacific Coast League lead with a career-high three balks.
- Made two relief appearances in the Pacific Coast League playoffs and threw 2.0 innings allowing three runs.
- Pitched for Surprise in the Arizona Fall League and made 10 appearances, posting marks of 0-0, 6.23 ERA in 13.0 innings with 12 strikeouts and one save.



## 2016

- Pitched for Memphis (AAA) the entire season, aside from making two injury rehab starts in the Gulf Coast League.
- Spent two stints on the disabled list from 6/21-7/22 and 8/27-end of season with right rotator cuff tendonitis.
- Ranked T2nd among Cardinals minor league pitchers with nine wins and T10th with 21 games started.
- Made two starts at the Gulf Coast League level on 7/13 and 7/18, pitching 6.1 innings and allowed three earned runs.
- Ran off streaks of five wins (5/4-30) and four wins (7/24-8/18) during the season.
- Was 5-0 with a 3.44 ERA over six starts in May covering 36.2 innings.
- Had two starts with a season-high 8.0 innings (5/30 at Las Vegas & 8/18 vs. Reno) earning the win in each one.

## 2015

- Selected to the Texas League All-Star Game North Squad pitching a scoreless inning in relief with a strikeout.
- Named Cardinals Minor League Pitcher of the Month for June.
- Named Texas League Pitcher of the Week (6/8-15).
- Ranked among Cardinals minor league leaders in wins (9, T7th), innings pitched (139.0, 5th), strikeouts (105, 5th) and games started (25, 4th).

## 2014

- Spent first full professional season in Peoria (A) leading the Chiefs in games started (22) and innings pitched (122.2).
- Selected to the Midwest League All-Star West Squad, but did not pitch in the game.
- Ranked among Cardinals minor league leaders in ERA (3.67, 9th), strikeouts (104, T9th), innings pitched (122.2, T10th), and opponent BA (.258, 8th).
- Struck out a career-high 10 batters over 7.1 innings at Wisconsin (8/3).
- Of his 22 starts, 14 were 6.0 innings or more with 12 of those quality starts.

## 2013

- Played for State College (A) in his first professional season and earned his first professional win vs. Williamsport (8/21), tossing six innings for the victory.
- Allowed two runs or less in each of his 10 appearances including seven starts.
- Made one start in the NY-Penn League playoffs and threw 6.0 innings of three-hit ball allowing an unearned run in a no decision.

## AWARDS & HONORS

### Pacific Coast League Champions

2017: Memphis (AAA)

### Texas League Post-Season All-Star

2015: Springfield (AA)

### Texas League Mid-Season All-Star

2015: Springfield (AA)

### Cardinals Minor League Pitcher of the Month

2015: Springfield (AA) - June

### Texas League Pitcher of the Week

2015: Springfield (AA) - June 9-15

### Midwest League Mid-Season All-Star

2014: Peoria (A)

## BACKGROUND / PERSONAL

- Graduated from Warden (WA) High School.
- Played collegiate baseball at Columbia Basin Community College before transferring to Gonzaga University where he was a teammate of former Cardinals pitcher Marco Gonzales.
- Was 6-3 with a 3.79 ERA and three saves in 59.1 innings during his senior season making four starts among his 20 appearances.
- Has a brother, Jorge, who was a member of the Oregon State University National Champion squad in 2007 and pitched in the Padres and Braves organizations (2009-15).
- Wife's name is Cassandra.
- Resides in Warden, Washington.



# JORDAN SCHAFFER

# 21

HEIGHT	WEIGHT	BATS/THROWS	BIRTH DATE	ML SERVICE
6-0	195	L/L	9/4/86	5.024

**FULL NAME:** Jordan James Schafer  
**BORN:** Hammond, Indiana  
**OPENING DAY AGE:** 31 (Turns 32 on September 4)  
**BECAME CARDINAL:** Signed as a minor league free agent, October 13, 2017  
**CONTRACT STATUS:** Signed through 2018  
**MLB DEBUT:** April 5, 2009 at Philadelphia

**PITCHER/OUTFIELDER (NON-ROSTER)**

## COMPLETE RECORD

Year	Team	AVG	G	AB	R	H	2B	3B	HR	RBI	SH	SF	HBP	BB	IBB	SO	SB	CS	GDP	SLG	OBP	E
2005	Rome	.203	49	182	18	37	12	3	3	19	1	3	1	13	0	49	13	6	4	.352	.256	3
2006	Rome	.240	114	388	49	93	15	7	8	60	5	0	1	28	0	95	15	9	4	.376	.293	2
2007	Rome	.372	30	129	16	48	15	2	5	20	0	0	0	16	0	31	4	4	1	.636	.441	0
	Myrtle Beach	.294	106	436	70	128	34	8	10	43	3	1	1	40	4	95	19	11	7	.477	.354	3
2008	Mississippi	.269	84	297	46	80	18	6	10	51	0	0	3	49	1	88	12	5	6	.471	.378	0
2009	Atlanta	.204	50	167	18	34	8	0	2	8	0	1	0	27	3	63	2	1	2	.287	.313	0
	Gwinnett	.229	9	35	6	8	0	0	2	3	0	1	0	2	0	10	3	1	0	.400	.263	0
2010	Rome#	.273	6	22	4	6	2	9	9	1	0	0	0	4	0	5	2	1	0	.364	.385	0
	Gwinnett#	.201	52	189	16	38	5	1	1	8	5	1	0	14	0	47	9	8	1	.254	.255	2
	Mississippi#	.175	18	63	7	11	3	0	0	5	0	1	0	8	0	12	1	1	0	.222	.264	0
2011	Gwinnett	.256	42	164	21	42	8	0	1	21	5	3	0	14	0	28	6	3	2	.323	.309	0
	Atlanta	.240	52	196	32	47	6	3	1	7	4	0	1	18	0	42	15	4	3	.316	.307	2
	Oklahoma City#	.500	5	20	4	10	2	0	0	3	0	0	0	2	0	5	3	1	0	.600	.545	0
	Houston	.245	30	106	14	26	4	0	1	6	0	1	1	10	0	28	7	0	1	.311	.314	0
2012	GCL Astros#	.500	1	2	0	1	0	0	0	0	0	0	0	0	0	0	0	0	0	.500	.500	0
	Oklahoma City#	.154	4	13	2	2	0	0	0	0	0	0	0	2	0	1	2	0	0	.154	.267	0
	Houston	.211	106	313	40	66	10	2	4	23	6	1	3	36	3	106	27	9	3	.294	.297	2
2013	Gwinnett	.063	8	32	0	2	2	0	0	2	0	0	0	1	0	4	0	0	0	.125	.091	0
	Atlanta	.247	94	231	32	57	8	3	3	21	5	0	0	29	2	73	22	6	1	.346	.331	1
2014	Atlanta	.163	63	80	9	13	4	0	0	2	3	0	0	10	1	20	15	2	1	.213	.256	0
	Minnesota	.285	41	130	17	37	5	1	1	13	5	0	0	12	0	28	15	5	0	.362	.345	2
2015	Minnesota	.217	27	69	9	15	3	0	0	5	2	0	0	3	0	23	0	3	0	.261	.250	1
2016	Tulsa	.250	11	4	1	1	0	0	0	1	0	1	0	0	0	2	1	0	0	.250	.200	0
	AZL Dodgers	---	7	0	0	0	0	0	0	0	0	0	0	0	0	0	3	4	0	---	---	0
	Oklahoma City	.200	6	5	3	1	1	0	0	1	0	0	0	1	0	3	1	0	0	.400	.333	0
2017	GCL Cardinals	.250	7	20	8	5	2	1	0	2	0	0	0	6	0	5	1	1	0	.450	.423	0
	Memphis	.450	6	20	4	9	2	0	0	5	0	0	0	1	0	2	1	0	0	.550	.476	0
<b>MINOR TOTALS</b>		<b>.258</b>	<b>565</b>	<b>2021</b>	<b>275</b>	<b>522</b>	<b>121</b>	<b>28</b>	<b>40</b>	<b>245</b>	<b>19</b>	<b>11</b>	<b>6</b>	<b>201</b>	<b>5</b>	<b>482</b>	<b>96</b>	<b>55</b>	<b>25</b>	<b>.405</b>	<b>.326</b>	<b>10</b>
<b>N.L. TOTALS</b>		<b>.222</b>	<b>395</b>	<b>1093</b>	<b>145</b>	<b>243</b>	<b>40</b>	<b>8</b>	<b>11</b>	<b>67</b>	<b>18</b>	<b>3</b>	<b>5</b>	<b>130</b>	<b>9</b>	<b>332</b>	<b>88</b>	<b>22</b>	<b>11</b>	<b>.304</b>	<b>.307</b>	<b>5</b>
<b>A.L. TOTALS</b>		<b>.261</b>	<b>68</b>	<b>199</b>	<b>26</b>	<b>52</b>	<b>8</b>	<b>1</b>	<b>1</b>	<b>18</b>	<b>7</b>	<b>0</b>	<b>0</b>	<b>15</b>	<b>0</b>	<b>51</b>	<b>15</b>	<b>8</b>	<b>0</b>	<b>.327</b>	<b>.313</b>	<b>3</b>
<b>MAJOR TOTALS</b>		<b>.228</b>	<b>463</b>	<b>1292</b>	<b>171</b>	<b>295</b>	<b>48</b>	<b>9</b>	<b>12</b>	<b>85</b>	<b>25</b>	<b>3</b>	<b>5</b>	<b>145</b>	<b>9</b>	<b>383</b>	<b>103</b>	<b>30</b>	<b>11</b>	<b>.307</b>	<b>.308</b>	<b>8</b>

\* Led League

# Injury Rehabilitation Assignment

**Note:** Major League Uniform Numbers Worn: 24 (2009), 1 (2011-12, 2014-15), 17 (2013-14)



## COMPLETE RECORD - PITCHING

Year	Team	W-L	ERA	G	GS	CG	SHO	GF	SV	IP	H	R	ER	HR	HBP	BB	IBB	SO	WP	BK	BA
2016	Tulsa	1-1	3.15	31	1	0	0	3	0	40.0	41	20	14	4	0	17	0	46	4	0	.261
	AZL Dodgers	0-0	0.00	3	1	0	0	0	0	3.0	0	0	0	0	0	1	0	6	0	0	.000
	Oklahoma City	0-0	9.95	6	0	0	0	1	0	6.1	15	7	7	1	0	0	0	7	0	0	.455
<b>MINOR TOTALS</b>		<b>1-1</b>	<b>3.83</b>	<b>40</b>	<b>2</b>	<b>0</b>	<b>0</b>	<b>4</b>	<b>0</b>	<b>49.1</b>	<b>56</b>	<b>27</b>	<b>21</b>	<b>5</b>	<b>0</b>	<b>18</b>	<b>0</b>	<b>59</b>	<b>4</b>	<b>0</b>	<b>.283</b>

## DIVISION SERIES RECORD

Year	Team	AVG	G	AB	R	H	2B	3B	HR	RBI	SH	SF	HBP	BB	IBB	SO	SB	CS	GDP	SLG	OBP	E
2013	ATL vs. LAD	.000	1	1	0	0	0	0	0	0	0	0	0	0	0	1	0	0	0	.000	.000	0

## REGULAR SEASON FIELDING RECORD

Position	PCT	G	PO	A	E	TC	DP
Outfield	.990	382	802	17	8	827	4

### CAREER TRANSACTIONS

- Selected by the Atlanta Braves in the 3rd round (107th overall) of the June, 2005 First-Year Player Draft.
- On Atlanta disabled list with a left wrist injury, September 4, 2009 to end of season.
- On Atlanta disabled list with a left wrist injury, April 5 - May 17, 2010, included rehabilitation assignments to Rome (A), Mississippi (AA) and Gwinnett (AAA).
- Acquired by the Houston Astros with RHP Juan Abreu, RHP Paul Clemens and LHP Brett Oberholzer for OF Michael Bourn and cash considerations, July 31, 2011.
- On Atlanta and Houston disabled lists with a left finger joint injury, July 27 - August 22, 2011, included rehabilitation assignment to Oklahoma City (AAA).
- On Houston disabled list with a separated left shoulder, August 7-31, 2012, included rehabilitation assignments to Gulf Coast League Astros (R) and Oklahoma City (AAA).
- Claimed off waivers by the Atlanta Braves, November 1, 2012.
- On Atlanta disabled list with a right ankle contusion, July 4 - August 10, 2013, included rehabilitation assignment to Gwinnett (AAA).
- Claimed off waivers by the Minnesota Twins, August 3, 2014.
- Signed by the Los Angeles Dodgers as a minor league free agent, January 13, 2016.
- Signed by the St. Louis Cardinals as a minor league free agent, December 12, 2016.
- Signed by the St. Louis Cardinals as a minor league free agent, October 13, 2017.

### CAREER HIGHS

**Most Hits:** 5, 6/16/11 vs. New York Mets.  
**Most Runs:** 3, five times. Last: 8/22/14 vs. Detroit.  
**Most 2Bs:** 2, four times. Last: 8/9/14 at Oakland.  
**Most HRs:** 1, 12 times. Last: 9/14/14 at Chicago White Sox.  
**Most RBI:** 4, twice. Last: 8/28/14 at Kansas City.  
**Most BBs:** 4, 5/3/13 vs. New York Mets.  
**Most SB:** 3, three times. Last: 7/11/14 at Chicago Cubs.  
**Longest Hitting Streak:** 11 games, 8/21-31/14.  
**Pinch HRs:** 1, 5/6/13 at Cincinnati (Ondrusek).  
**Lead-Off HRs:** 1, 4/7/12 vs. Colorado (Moyer).  
**Grand Slams:** 1, 4/22/12 vs. Los Angeles Dodgers (Billingsley).



**CAREER NOTES**

- Re-signed for his second season with the Cardinals as a potential two-way player after missing most of 2017 with a left elbow injury.
- Played the 2016 season as a relief pitcher in the Dodgers organization.
- Has over five years of Major League service as an outfielder in the Braves, Astros and Twins organizations.
- Was the first player in Major League history to hit a home run in his first MLB plate appearance on Opening Day, when he homered on a 3-1 pitch off Brett Myers at Citizens Bank Park on April 5, 2009.

**2017**

- Began the season on the disabled list after undergoing left elbow surgery performed by Dr. George Paletta.
- Did not pitch in any minor league games, but started four games in the outfield with the GCL Cardinals (R) and Memphis (AAA). Recorded 40 at-bats and batted .350 combined.

**2016**

- Signed as a free agent with the Dodgers and began the season as a relief pitcher at Double-A Tulsa.
- Appeared in 40 games beginning with Tulsa (AA) and made stops with the AZL Dodgers (R) and Oklahoma City (AAA).
- Was 1-1 with a 3.83 ERA over 49.1 innings pitched, striking out 59 batters for a 10.76 strikeouts/9 IP.
- Ranked 2nd on the Tulsa squad with six Holds.
- Did not allow an earned run in his first eight appearances (11.1 IP, UER, 6 H, BB, 11 K) at Tulsa.
- Earned his first professional win vs. Arkansas (7/31), tossing two scoreless innings (4th & 5th innings) of relief.
- Pitched a season-high 3.0 innings at Arkansas (7/22) in the nightcap of a doubleheader, his lone full-season club start.
- Held left-handed batters to a .189 BA (10-53) with 6 of the 10 hits for extra bases.
- Threw a season-high 51 pitches vs. Iowa (5/31) over 2.0 innings, allowing four runs on seven hits.
- Struck out a season-high four batters on three different occasions (5/31 at Iowa, 7/2 at San Antonio & 7/22 at Arkansas).
- Did not enter a game with an inherited runner on base all season.
- Appeared in three games as a pinch-runner, two moving into the game as a defensive replacement in centerfield. Made one start in centerfield in final game of the season at Omaha (9/4), going 0-for-3 with a walk.

**2015**

- Made the Twins Opening Day roster, his fourth straight season on an Opening Day roster, the previous three coming with the Braves.
- Placed on the 15-day disabled list with a right knee MCL sprain (5/16).
- Removed from the 15-day disabled list (6/18) and unconditionally released.

**AWARDS & HONORS**

**Texas League Mid-Season All-Star**  
2016: Tulsa (AA)

**Arizona Fall League All-Prospect Team**  
2007: Peoria

**Arizona Fall League Rising Star**  
2007: Peoria

**Arizona Fall League Player of the Week**  
2007: Peoria - October 9-15

**Baseball America High Class-A All-Star**  
2007: Myrtle Beach (A)

**Carolina League Post-Season All-Star**  
2007: Myrtle Beach (A)

**CAREER MILESTONES**

**Major League Debut**  
April 5, 2009 at Philadelphia

**First Major League Hit**  
April 5, 2009 at Philadelphia  
(2nd inning, home run, off Brett Myers)

**First Major League Home Run**  
April 5, 2009 at Philadelphia  
(2nd inning, solo, off Brett Myers)

**2014**

- Made Atlanta's Opening Day roster, his third straight season on an Opening Day roster and fourth of his career
- Tied his career-high with three stolen bases (4 attempts) at CHI (7/11).
- Was designated for release or assignment on 8/1 and claimed off waivers by the Twins on 8/3.
- With Atlanta, was 15-for-17 in stolen base attempts, posting a 88.2% success rate, ranking 4th at time of his release.
- Made Twins debut vs. SD (8/5).
- Tied his career-high reaching base safely five times vs. DET (8/22), tallying two hits and three walks.
- Posted a career-high 11-game hitting streak 8/21-31, batting .421 (16-38) with three doubles, a triple, nine RBI, nine runs scored, five stolen bases and a .500 on-base percentage in that span.
- Tied career-high with four RBI at KC (8/28).
- Hit his lone home run of season at CWS (9/14), a two-run shot off Hector Noesi.
- Finished T12th in MLB with a career-high 30 stolen bases (30-37, 81.1%).



## 2013

- Returned to the Braves organization after being claimed off waivers November 1, 2012.
- Hit first career pinch-hit home run at CIN (5/6).
- Was on the 15-day disabled list (7/4-8/10) with a right ankle contusion.
- Went 4-for-5, while tying a career-high with three stolen bases vs. NYM (9/2) before exiting in the 7th inning with a lower back strain.
- Recorded third consecutive 20 stolen base season.

**2013 POSTSEASON:** Made first postseason appearance at LAD (10/7) as a defensive replacement in right field....was 0-for-1 with a strikeout.

## 2012

- Began season with Houston and reached base safely in first 25 games of season (4/6-5/4), marking the longest on-base streak of his career; the stretch to begin the season tied the Astros franchise record, set by Denis Menke in 1969.
- Hit first career grand slam vs. LAD (4/22) to become the 10th player in Astros franchise history to hit a grand slam while batting leadoff, and the first batting lead-off since Craig Biggio (7/24/2007) vs. LAD.
- Placed on 15-day disabled list 8/7-31 with left shoulder separation.
- Stole 27 bases (27 SB/36 SB ATT, 75.0%) and made just two errors all season in 184 total chances for a .989 fielding percentage.

## 2011

- Began the season with Atlanta, played in 42 games with Gwinnett (AAA) and was traded to the Astros at the trade deadline.
- Recorded a career-high five hits vs. NYM (6/16).
- Acquired by Houston from Atlanta along with pitchers Juan Abreu, Paul Clemens and Brett Oberholtzer in exchange for outfielder Michael Bourn on 7/31.
- Was placed on 15-day D.L. with a left middle finger joint injury when acquired by Houston and missed 19 games (7/27-8/22).

## 2010

- Was placed on the 15-day disabled list (3/26) while recovering from wrist surgery in 2009.
- Began rehab assignment at Rome (A) on 5/3. Rehab assignment transferred to Mississippi (AA) on 5/11 and to Gwinnett (AAA) on 5/15.
- Reinstated from 15-day disabled list (5/17) and was optioned to Gwinnett on 5/19.
- Placed on Mississippi's 7-day disabled list on 8/2. Was reinstated 8/9 and placed back on the D.L. (8/19) until the end of the season.

## 2009

- Made Major League debut at Philadelphia (4/5) in center-field at Citizens Bank Park and at that time became the first Braves player to make his MLB debut as a starter on Opening Day since left fielder Rufino Linares in 1981 vs. Cincinnati.

- Became the first player in MLB history to homer in first major league plate appearance on Opening Day and 10th Braves player to homer in MLB debut.
- Entered the season as the Braves No. 3 prospect and the organization's "Best Athlete", "Best Defensive Outfielder" and "Best Outfield Arm" by Baseball America.
- Was optioned to Gwinnett on 6/2.
- Had season ending surgery on his left wrist (9/5).

## 2008

- Spent the season with Mississippi (AA) after serving a 50-game suspension for violating baseball's performance-enhancing drug policy, going on the restricted list (4/8-5/31)
- Tied for sixth among Braves farmhands in triples (6).
- Named Mississippi Player of the Month in August batting .323 (32-99) with six home runs, 20 RBI, seven doubles and 18 runs in 29 games.

## 2007

- Led all of minor league baseball in hits (176).
- Led all Braves minor leaguers in overall runs (86), hits and doubles (49), ranked 2nd in triples (10) and OPS (.892), 3rd in batting (.312), T6th in home runs (15) and stolen bases (23), and was 9th in RBI (63).
- Named Rome's (A) April Player of the Month, batting .364 with four home runs, 17 RBI and 12 runs scored.
- Finished second on Myrtle Beach (A) in hits (128), 10th best in Pelican's history at the time.
- Named to Baseball America's High-A All-Star team, a Carolina League postseason All-Star and Pelicans Team MVP.
- Named Myrtle Beach's Player of the Month in July, batting .318 with three home runs, 11 RBI and five stolen bases.
- Ranked 3rd in Carolina League in triples (8), and 5th in batting (.294) and doubles (34).
- Played for Peoria in the Arizona Fall League and batted .324 with 34 hits and 16 RBI.
- Named to the AFL All-Prospect Team, AFL Rising Stars Team and was an AFL Player of the Week...named Braves top prospect by Baseball America entering 2008.

## 2006

- Ranked second in the Braves system in triples (7) and tied for fifth in RBI (60).
- Ranked as "Best Defensive Outfielder" in the Braves organization by Baseball America's "Best Tools Survey".

## 2005

- Made professional debut vs. GCL Yankees (6/24)...had two four-hit games both vs. GCL Tigers (7/5 & 7/12).

## BACKGROUND / PERSONAL

- Played high school baseball at Winter Haven (Fla.) High School.
- Was a two-way player, hitting .478 as a senior and going 11-0 on the mound with a 0.71 ERA. Struck out 140 batters in 76.0 innings, allowing just 12 walks and 39 hits.
- Resides in Haines City, Florida.



# MAX SCHROCK

# 79

HEIGHT	WEIGHT	BATS/THROWS	BIRTH DATE	ML SERVICE
5-8	185	L/R	10/12/94	0.000

**FULL NAME:** Max William Schrock  
**BORN:** Tacoma, Washington  
**OPENING DAY AGE:** 23  
**BECAME CARDINAL:** Acquired from the Oakland Athletics along with INF Yairo Muñoz in exchange for OF Stephen Piscotty, December 14, 2017  
**CONTRACT STATUS:** Signed through 2018



**INFIELDER (NON-ROSTER)**

## COMPLETE RECORD

Year Team	AVG	G	AB	R	H	2B	3B	HR	RBI	SH	SF	HBP	BB	IBB	SO	SB	CS	GDP	SLG	OBP	E
2015 Auburn	.308	46	172	31	53	10	4	2	14	0	1	0	13	0	16	2	1	1	.448	.355	5
2016 Hagerstown	.326	67	270	46	88	20	2	4	39	0	3	4	22	0	20	15	3	7	.459	.381	8
Potomac	.341	54	232	30	79	11	0	5	29	0	0	3	9	0	22	7	2	3	.453	.373	4
Stockton	.111	2	9	0	1	0	0	0	0	0	0	0	0	0	0	0	0	1	.111	.111	0
Midland	.391	6	23	3	9	1	0	0	3	0	1	0	0	0	0	0	1	1	.435	.375	0
2017 Midland	.321	106	417	55	134	19	1	7	46	0	1	5	34	0	42	4	2	7	.422	.379	6
<b>MINOR TOTALS</b>	<b>.324</b>	<b>281</b>	<b>1123</b>	<b>165</b>	<b>364</b>	<b>61</b>	<b>7</b>	<b>18</b>	<b>131</b>	<b>0</b>	<b>6</b>	<b>12</b>	<b>78</b>	<b>0</b>	<b>100</b>	<b>28</b>	<b>9</b>	<b>20</b>	<b>.439</b>	<b>.372</b>	<b>23</b>

## CAREER TRANSACTIONS

- Selected by the Arizona Diamondbacks in the 28th round (873rd overall) of the June, 2012 First-Year Player Draft, but did not sign.
- Selected by the Washington Nationals in the 13th round (404th overall) of the June, 2015 First-Year Player Draft.
- Acquired by the Oakland Athletics from the Washington Nationals in a trade for LHP Marc Rzepczynski and cash, August 25, 2016.
- Acquired by the St. Louis Cardinals from the Oakland Athletics along with INF Yairo Muñoz for OF Stephen Piscotty, December 14, 2017.

## CAREER NOTES

- Has struck out only 100 times in 1,219 career plate appearances (12.19 TPA/strikeout) in his minor league career.
- Ranks 3rd among all minor league players in "Toughest to Strike Out" (11.2 AB/SO) since 2015.
- Has been selected to two Minor League All-Star Games (South Atlantic League, 2016 & Texas League, 2017) as the starting second baseman. Is a combined 4-for-6 with a double, two RBI and two runs scored in the games.
- Earned Top Star honors at the 2016 South Atlantic League All-Star Game while with Hagerstown, knocking in both runs for the North Squad in a 2-1 win.
- Led all of Minor League Baseball with 177 hits in 2016 while playing with four different teams (Hagerstown-A, Potomac-A, Stockton-A and Midland-AA).
- Has been traded twice in three-year professional career, both times involving players with Cardinals experience (Marc Rzepczynski in 2016 & Stephen Piscotty in 2017).
- Played in the Arizona Fall League for Mesa in 2016.



## 2017

- Played in 106 games at Midland (AA) starting 100 games at second base.
- Named to the Texas League All-Star South Squad as the starting second baseman. Batted No. 5 in the lineup and was 2-for-3 with two runs scored in the South's 10-3 win.
- Named to the Texas League Post-Season All-Star Team.
- Ranked second among Texas League leaders in batting (.321, 4th) and on-base percentage (.379, 3rd).
- Was "Toughest to Strike Out" in the Texas League recording a strikeout once every 10.88 plate appearances.
- Led all Texas League second basemen in fielding percentage (.986), games (101), total chances (436), put outs (173), assists (257) and double plays (83).
- Posted a 35-game errorless streak from (4/26-6/25).
- Hit safely in 20 straight home games from 4/9 to 7/1 (.443, 35-79), leading the Texas League.
- Tallied his first career multi-home run game at Frisco (5/17).
- Played in 10 postseason games and batted .350 (14-40) with two doubles, two RBI and six runs scored, helping Midland to their fourth straight Texas League Championship
- Missed two and one-half weeks (5/31-6/17) of the season with a strained left hamstring.

## 2016

- Played for four different teams (Hagerstown-A, Potomac-A, Stockton-A, Midland-AA) during the 2016 season compiling a .331 batting average with 32 doubles, two triples, nine home runs and 71 RBI over 129 games.
- Led all of Minor League Baseball with 177 hits and ranked 9th in batting among all full-season minor league players.
- Struck out only 42 times, averaging 13.7 plate appearances per strikeout.
- Tallied 57 multi-hit games, including career-highs with two five-hit games (5-for-5, 5 RBI at Lakewood 4/19 & 5-for-6 at Asheville 4/28).
- Named to the South Atlantic League All-Star Game North Squad as starting second baseman. Was 2-for-3 with a double and two RBI in the game accounting for all the South's runs earning the Top Star of the game as MVP.
- Stole a career-high three bases vs. Hickory (4/24).
- Hit safely in his first 16 games (.427, 32-75) with Potomac marking the 4th-longest hitting streak in the Carolina League. Had two streaks of seven consecutive multiple-hit games during the streak (6/25-7/2 & 7/6-13).
- Was traded to the Athletics on August 25 in exchange for LHP Marc Rzepczynski and cash.
- Played in eight postseason games batting .235 (8-34) with five runs, three doubles and five RBI helping Midland to their third straight Texas League Championship.
- Played for Mesa in the Arizona Fall League, batting .278 (15-54) with five doubles, a triple, 10 RBI and only two strikeouts in 54 total at-bats (the fewest strikeouts of any player with 25 or more at-bats).

## AWARDS & HONORS

**Texas League Mid-Season All-Star**  
2017: Midland (AA)

**Texas League Post-Season All-Star**  
2017: Midland (AA)

**South Atlantic League Mid-Season All-Star**  
2016: Hagerstown (A)

**South Atlantic League All-Star Game Top Star**  
2016: Hagerstown (A)

**Texas League Champions**  
2017: Midland (AA)  
2016: Midland (AA)

## 2015

- Made his professional debut with Auburn (SS-A) and played in 46 games starting 30 at second base, 10 at shortstop and one at third base.
- Posted an 11-game hitting streak from 8/7-20 batting .364 (16-44) during the streak.
- Hit his first professional home run at State College (8/28) off Juan Perez. Also tripled in the game, the only game of his career in which he homered and tripled in the same game.

## BACKGROUND / PERSONAL

- Played college baseball at the University of South Carolina (2013-15). Was a freshman All-American selection by the NCBWA in 2013 and a second team All-Southeastern Conference selection in 2015.
- Graduated from Cardinal Gibbons High School in Raleigh, N.C.
- Resides in Chapel Hill, North Carolina.



# RYAN SHERRIFF

# 65

HEIGHT	WEIGHT	BATS/THROWS	BIRTH DATE	ML SERVICE
6-0	195	L/L	5/25/90	0.040

**FULL NAME:** Ryan Sebastian Sherriff  
**BORN:** Culver City, California  
**OPENING DAY AGE:** 27 (Turns 28 on May 25)  
**BECAME CARDINAL:** Selected in the 28th round (860th overall) of the June, 2011 First-Year Player Draft  
**CONTRACT STATUS:** Signed through 2018

**PITCHER**



## COMPLETE RECORD

Year	Team	W-L	ERA	G	GS	CG	GF	SHO	SV	IP	H	R	ER	HR	HBP	BB	IBB	SO	WP	BK	BA
2011	Johnson City	2-2	4.54	9	5	0	0	0	0	33.2	38	18	17	4	0	8	0	24	3	0	.297
	Batavia	1-1	2.70	3	3	0	0	0	0	16.2	14	5	5	0	1	2	0	7	2	0	.230
2012	Palm Beach	10-3	3.25	16	16	+1	+1	0	0	97.0	79	40	35	7	1	20	0	57	2	1	.217
2013	Springfield	2-1	3.33	5	5	0	0	0	0	27.0	34	10	10	0	1	9	1	18	2	0	.318
	Palm Beach	4-4	2.31	13	13	1	1	0	0	78.0	67	25	20	3	1	13	0	41	2	1	.231
2014	Memphis	0-0	6.75	4	0	0	0	0	0	4.0	9	3	3	1	0	1	0	4	0	0	.450
	Springfield	2-7	2.64	40	3	0	8	0	2	64.2	63	21	19	3	1	19	3	48	3	0	.266
2015	Springfield	1-1	3.15	27	0	0	8	0	0	34.1	36	13	12	4	0	12	1	31	1	0	.269
	Memphis	0-0	1.69	3	0	0	1	0	0	5.1	3	1	1	1	0	3	0	2	0	0	.167
2016	Memphis	7-1	2.84	49	0	0	7	0	3	66.2	66	27	21	4	0	23	1	55	0	1	.256
2017	Memphis	5-1	3.19	48	0	0	23	0	6	53.2	40	22	19	2	1	13	2	47	3	0	.207
	ST. LOUIS	2-1	3.14	13	0	0	2	0	0	14.1	13	5	5	2	1	4	0	15	0	0	.236
<b>MINOR TOTALS</b>		<b>34-21</b>	<b>3.03</b>	<b>217</b>	<b>45</b>	<b>2</b>	<b>47</b>	<b>2</b>	<b>11</b>	<b>481.0</b>	<b>449</b>	<b>185</b>	<b>162</b>	<b>29</b>	<b>6</b>	<b>123</b>	<b>8</b>	<b>334</b>	<b>18</b>	<b>3</b>	<b>.248</b>
<b>MAJOR TOTALS</b>		<b>2-1</b>	<b>3.14</b>	<b>13</b>	<b>0</b>	<b>0</b>	<b>2</b>	<b>0</b>	<b>0</b>	<b>14.1</b>	<b>13</b>	<b>5</b>	<b>5</b>	<b>2</b>	<b>1</b>	<b>4</b>	<b>0</b>	<b>15</b>	<b>0</b>	<b>0</b>	<b>.236</b>

\* Led League  
 + Tied for League Lead

## REGULAR SEASON FIELDING RECORD

Position	PCT	G	PO	A	E	TC	DP
Pitcher	1.000	13	2	2	0	4	0

## CAREER TRANSACTIONS

- Selected by the Washington Nationals in the 33rd round (986th overall) of the June, 2010 First-Year Player Draft, but did not sign.
- Selected by the St. Louis Cardinals in the 28th round (860th overall) of the June, 2011 First-Year Player Draft.



## CAREER NOTES

- Held opposing Major League left-handed batters to a .080 average (2-25) with two singles, zero walks, a hit batsman and seven strikeouts in 2017.
- Selected to the Triple-A Mid-Season All-Star Game with Memphis (AAA) the past two seasons (2016-17).
- Pitched for Team Israel in the 2017 World Baseball Classic qualifying games.
- Appeared in the 2016 Arizona Fall League for Peoria.
- Became a full-time relief pitcher in 2014 and has posted a 2.95 ERA over 228.2 innings and 168 relief appearances since then.
- Of his 172 career minor league relief appearances, 84 have been four outs or more and 37 of them 2.0 innings or more.

## 2017

- Purchased from Memphis (AAA) on 8/23 and made his MLB debut 8/25 vs. TB with 3.0 scoreless innings, striking out a season-high four batters on 43 pitches.
- Posted scoreless outings in 10 of 13 relief appearances.
- Inherited nine runners and stranded seven.
- Picked up first Major League win 9/6 at SD with 2.0 scoreless innings as Cardinals rallied for three runs in a 3-1 win.
- Received the win in the Cardinals largest comeback of the season (6 runs) vs. MIL (9/30), in his final appearance of the season, tossing a scoreless inning.
- Earned his first Major League Hold on 9/8 vs. PIT with 0.2 scoreless IP.
- Held opposing left-handed batters to a .080 average (2-25) with two singles, zero walks, a hit batsman and seven strikeouts.
- Pitched on consecutive days just once: 8/29-30 at MIL.
- Did not allow a hit to his first batter faced in 13 appearances (two walks).
- Led the Redbirds and ranked T8th in the Pacific Coast League in appearances (48).
- Selected as a Pacific Coast League Mid-Season All-Star for the second straight season...struck out his only batter faced in the 9th inning (IronPigs' Jorge Alfaro, swinging).
- Stranded 14-of-17 inherited runners for Memphis and held LH batters to .198 BA (RH hit .215).
- Attended Major League Spring Training as a non-roster player.

## MINOR LEAGUE HIGHLIGHTS

- Pitched the entire 2016 season in Memphis (AAA), leading the Redbirds and ranked T2nd among Cardinals minor league pitchers with a career high 49 appearances.
- Selected to the Triple-A Mid-Season All-Star Game and retired the only batter he faced (groundout) for the Pacific Coast League.
- His 49 appearances ranked 4th among left-handed pitchers in the Pacific Coast League.
- Posted a 13.1 inning scoreless streak over nine appearances (5/20-6/13), with four outings of 2.0 innings each.

## 2017 SEASON & CAREER HIGHS

**Most IP:** 3.0, 8/25 vs. Tampa Bay  
**Most Strikeouts:** 4, 8/25 vs. Tampa Bay  
**Most Walks:** 2, 9/6 at San Diego.  
**Most Runs Allowed:** 3, 9/13 vs. Cincinnati.  
**Most Hits Allowed:** 3, 9/13 vs. Cincinnati.  
**Most HRs Allowed:** 1, twice. Last: 9/13 vs. Cincinnati.  
**Longest Scoreless Streak:** 4.1 IP, 8/25-8/30.

## AWARDS & HONORS

### Pacific Coast League Mid-Season All-Star

2016: Memphis (AAA)

2017: Memphis (AAA)

### Florida State League Pitcher of the Week

2013: Palm Beach (High-A) - July 29-August 4

### Cardinals Minor League Pitcher of the Month

June 2012: Palm Beach (High-A)

## CAREER MILESTONES

### Major League Debut

August 25, 2017 vs. Tampa Bay

### First Major League Win

September 6, 2017 at San Diego

### First Career Strikeout

August 25, 2017 vs. Tampa Bay  
(5th inning, Cesar Puello, looking)

- Saved three games, a new single-season high. Two of the saves were five outs or more.
- Twenty-eight of his 49 appearances were four outs or more and 11 of them were 2.0 innings or more.
- Hurlled a season-high 3.1 innings vs. Omaha (5/5), tossing 38 pitches to 12 total batters faced.
- Held left-handed batters to a .172 opponent BA (16-93) with only two extra base hits, both doubles.
- Earned two Holds for Team Israel in the World Baseball Classic qualifying rounds against Great Britain and Brazil.
- Made nine relief appearances for Glendale in the Arizona Fall League posting an 0-1 record with a 5.79 ERA in 9.1 innings.
- In 2015, made 30 relief appearances between Springfield (AA) and Memphis (AAA) in his first season without making a start.
- Placed on the 7-day disabled list (4/12-6/20) with a left knee injury.
- Pitched four outs or more in 17 of 30 games with seven of them 2.0 innings or more.
- Twenty-two of his outings were scoreless.

- Pitched his first season primarily as a reliever in **2014**, making 44 appearances (three starts) between Memphis (AAA) and Springfield (AA).
- Was 2-4 with a 2.48 ERA in 58.0 innings in relief and 0-3 with a 5.06 ERA in 10.2 innings in the three starts.
- Ran off 13 consecutive scoreless appearances from 5/16-6/21 covering 17.0 innings.
- Earned his first professional save, nailing down a 2.0-inning effort at Midland (5/23).
- Totaled career-highs with 105.0 innings and 59 strikeouts between Palm Beach (A) and Springfield (AA) in **2013**.
- Named Florida State League Pitcher of the Week for the July 29-August 5 period after throwing a one-hit shutout at Dunedin (8/3), in which he faced one batter over the minimum, taking a no-hitter into the bottom of the 9th inning before Matt Newman's 9th inning single to centerfield.
- Tallied an RBI single, his first professional hit (6/11) at Tulsa during a seven-inning, two-hit performance for a no decision.
- Won team-leading 10 games for Palm Beach (High-A) in **2012**, ranking T5th in the Florida State League and T4th among Cardinals minor leaguers.

- Tied for the FSL lead in complete games (1) and shutouts (1).
- Made seven starts of 7.0 innings or more and posted 10 quality starts.
- Named Cardinals Minor League Pitcher of the Month for June with a 3-0 record, 1.98 ERA and 27.1 IP over four starts.
- Tossed a 7.0-inning complete game shutout in the second game of a doubleheader on 8/26 at Charlotte in his final start of the season.
- Spilt **2011** season between Johnson City (R) and Batavia (A), making 12 appearances (eight starts).

### BACKGROUND / PERSONAL

- Graduated from Culver City (Calif.) High School.
- Played college baseball at West Los Angeles College and Glendale (Calif.) Community College.
- Named to the All-Western State Conference first team with a 5-4 record and 2.45 ERA in 12 starts at Glendale (Calif.) Community College.
- Resides in Los Angeles, Calif.



Bob Gibson giving his acceptance speech at the 1981 National Baseball Hall of Fame induction ceremony, August 2, 1981.



# EDMUNDO SOSA

# 80

HEIGHT	WEIGHT	BATS/THROWS	BIRTH DATE	ML SERVICE
6-0	200	R/R	3/6/96	0.000

**FULL NAME:** Edmundo Israel Sosa

**BORN:** Panama City, Panama

**OPENING DAY AGE:** 22

**BECAME CARDINAL:** Signed as a non-drafted free agent, July 2, 2017

**CONTRACT STATUS:** Signed through 2018

**INFIELDER**



## COMPLETE RECORD

Year Team	AVG	G	AB	R	H	2B	3B	HR	RBI	SH	SF	HBP	BB	IBB	SO	SB	CS	GDP	SLG	OBP	E
2013 DSL Cardinals	.314	47	169	33	53	8	3	3	27	1	3	3	22	1	15	7	5	1	.450	.396	14
2014 GCL Cardinals	.275	52	207	37	57	8	5	1	23	1	3	4	18	0	29	8	5	3	.377	.341	11
State College	.200	3	5	0	1	0	0	0	0	0	0	0	0	0	2	0	0	0	.200	.200	1
2015 Johnson City	.300	49	200	30	60	8	4	7	16	1	0	6	16	0	38	6	2	2	.485	.369	7
2016 Peoria	.268	88	351	42	94	13	1	3	30	3	3	2	19	0	71	5	4	9	.336	.307	15
Palm Beach	.294	9	34	3	10	0	2	0	4	0	0	0	1	0	8	0	0	0	.412	.314	0
2017 Springfield	.000	1	4	0	0	0	0	0	0	0	0	0	1	0	0	0	0	0	.000	.200	0
GCL Cardinals	.364	6	22	7	8	1	0	1	2	0	0	0	1	0	2	0	0	0	.545	.391	0
Palm Beach	.285	51	193	25	55	10	1	0	14	4	1	1	12	0	34	3	0	5	.347	.329	12
<b>MINOR TOTALS</b>	<b>.285</b>	<b>306</b>	<b>1185</b>	<b>177</b>	<b>338</b>	<b>48</b>	<b>16</b>	<b>15</b>	<b>116</b>	<b>10</b>	<b>10</b>	<b>16</b>	<b>90</b>	<b>1</b>	<b>199</b>	<b>29</b>	<b>16</b>	<b>20</b>	<b>.391</b>	<b>.341</b>	<b>60</b>

### CAREER NOTES

- A member of Team Panama for the 2016 qualifying round of the 2017 World Baseball Classic, before losing to Colombia.
- Played for Surprise in the 2017 Arizona Fall League.
- 2015 Midwest League Mid-Season All-Star and 2014 Appalachian League Post-Season All-Star.

### 2017

- Started 41 games at shortstop for Palm Beach (A), but started 7 of his last 10 games at second base.
- Ran off a 12-game hitting streak starting on May 28 through the end of the season (interrupted by injury). Batted .356 (16-45) during the streak.
- Was placed on the 7-day disabled list twice with a sprained right ankle (6/1-16) and a sprained left wrist (6/18-8/25), which included rehab assignments to the GCL Cardinals (R) and Springfield (AA).
- Was 1-for-9 in two games as the starting second baseman in the Florida State League playoffs.
- Played 17 games for Surprise in the Arizona Fall League batting .305 with a double, triple and seven RBI.

### 2016

- Participated in early workouts and seminars as part of the Cardinals Spring Training Early Program (S.T.E.P.).
- Played majority of the season with Peoria (A) where he was named a Midwest League Mid-Season All-Star.
- Joined Palm Beach (A) in late-July, but was placed on the disabled list (left wrist) on 8/1 and missed the remainder of the season.
- Recorded a trio of four-hit games.
- Finished a triple shy of the cycle while scoring four runs vs. Wisconsin (6/1).
- Selected as a reserve for the West Division squad in the Midwest League All-Star Game in Cedar Rapids, Iowa. Went 0-1 with a walk and run scored in his two plate appearances.
- Compiled season-high 14-game hitting streak (.339, 20-59) from 4/10-4/26, T10th-longest in the Midwest League.
- Represented Panama in the qualifying round of the World Baseball Classic and was 1-for-9 with a run scored in three games, getting a start at second base and batted lead-off vs. France (3/19).
- Rated as the No. 8 prospect and "Best Defensive Infielder" in the Cardinals organization by *Baseball America*.



**2015**

- Named an Appalachian League Post-season All-Star at shortstop.
- Ranked among Cardinals minor league leaders in slugging (.485, 7th), on-base + slugging (.854, 7th) and triples (4, T9th).
- Belted a career-high two home runs at Greenville (8/18).
- Rated as the No. 7 prospect in the Cardinals organization and No. 9 prospect in the Appalachian League by Baseball America.

**2014**

- Ranked 3rd in the Gulf Coast League in runs scored (37) and 2nd in at-bats (207).
- Was 2-for-3 with a walk and run scored in GCL playoff semifinal game vs. GCL Red Sox.
- Named the No. 10 prospect in the Gulf Coast League by Baseball America following the season.

**2013**

- Tied for the DSL Cardinals lead in triples (3) and home runs (3).
- His .846 on-base + slugging percentage led Dominican Summer League shortstops at age 17.

**AWARDS & HONORS**

**Florida State League co-Championship**  
2017: Palm Beach (High-A)

**World Baseball Classic Qualifying Round**  
2016: Panama

**Midwest League Mid-Season All-Star**  
2016: Peoria (A)

**Appalachian League Post-Season All-Star**  
2015: Johnson City (R)

**BACKGROUND / PERSONAL**

- Led Panama Metro to a pair of junior national titles in 2012 and 2013.
- Represented Panama at the 18-and-Under World Championships in South Korea in Sept. 2012.
- Resides in Panama City, Panama.





# WILFREDO TOVAR

# 66

HEIGHT	WEIGHT	BATS/THROWS	BIRTH DATE	ML SERVICE
5-7	180	R/R	8/11/91	0.053

**FULL NAME:** Wilfredo José Tovar

**BORN:** Santa Teresa del Tuy, Venezuela

**OPENING DAY AGE:** 26 (Turns 27 on August 11)

**BECAME CARDINAL:** Signed as a minor league free agent, November 18, 2017

**CONTRACT STATUS:** Signed through 2018

**MLB DEBUT:** September 22, 2013 at Philadelphia

**INFILDER (NON-ROSTER)**



## COMPLETE RECORD

Year Team	AVG	G	AB	R	H	2B	3B	HR	RBI	SH	SF	HBP	BB	IBB	SO	SB	CS	GDP	SLG	OBP	E
2008 VSL Mets	.203	49	143	16	31	7	1	2	11	6	0	2	12	0	23	7	4	3	.301	.269	9
2009 VSL Mets	.289	12	38	3	11	3	1	0	2	0	1	0	5	0	3	1	1	0	.421	.364	5
GCL Mets	.243	38	148	21	36	5	3	0	14	1	1	3	8	0	19	16	8	5	.318	.294	14
2010 St. Lucie	.246	30	118	14	29	5	1	0	6	1	0	2	3	1	22	4	3	2	.305	.276	6
Savannah	.281	44	160	12	45	10	0	0	17	2	0	3	8	0	12	4	5	1	.344	.327	9
Brooklyn	.265	18	68	11	18	2	1	0	6	3	1	3	2	0	9	4	3	0	.324	.311	3
2011 Savannah	.251	131	491	70	123	21	3	2	41	3	7	8	44	1	53	15	9	11	.318	.318	20
2012 St. Lucie	.284	65	218	31	62	17	1	1	23	4	1	4	29	0	17	12	7	8	.385	.377	9
Binghamton	.254	57	193	20	49	11	2	0	27	3	4	6	11	0	22	2	1	6	.332	.308	9
2013 Binghamton	.263	133	441	70	116	14	4	4	36	3	2	7	33	0	49	12	7	11	.340	.323	2
New York (NL)	.200	7	15	1	3	0	0	0	2	2	0	1	1	1	3	1	0	2	.200	.294	0
2014 GCL Mets#	.333	2	6	0	2	1	0	0	2	0	0	0	1	0	1	0	1	0	.500	.429	0
St. Lucie#	.353	5	17	2	6	2	1	0	4	0	0	2	4	1	1	2	0	1	.588	.522	0
Binghamton	.282	78	255	31	72	8	1	2	29	1	3	5	21	3	22	8	6	11	.345	.345	5
New York (NL)	.000	2	3	0	0	0	0	0	0	0	0	0	0	0	0	0	0	0	.000	.000	0
2015 Las Vegas	.283	102	357	50	101	15	1	3	42	6	1	2	22	0	40	30	13	11	.356	.327	10
2016 Rochester	.249	125	450	49	112	24	4	1	35	5	4	3	32	0	59	29	9	12	.327	.301	17
2017 Memphis	.253	111	360	44	91	19	0	6	31	2	1	1	27	0	64	19	7	9	.356	.306	12
<b>MINOR TOTALS</b>	<b>.260</b>	<b>1000</b>	<b>3473</b>	<b>444</b>	<b>904</b>	<b>164</b>	<b>24</b>	<b>21</b>	<b>326</b>	<b>40</b>	<b>26</b>	<b>51</b>	<b>262</b>	<b>6</b>	<b>416</b>	<b>165</b>	<b>84</b>	<b>91</b>	<b>.339</b>	<b>.319</b>	<b>130</b>
<b>MAJOR TOTALS</b>	<b>.167</b>	<b>9</b>	<b>18</b>	<b>1</b>	<b>3</b>	<b>0</b>	<b>0</b>	<b>0</b>	<b>2</b>	<b>2</b>	<b>0</b>	<b>1</b>	<b>1</b>	<b>1</b>	<b>3</b>	<b>1</b>	<b>0</b>	<b>2</b>	<b>.167</b>	<b>.250</b>	<b>0</b>

# Injury Rehabilitation Assignment

**Note:** Major League Uniform Numbers Worn: 70 (2013-14)

## REGULAR SEASON FIELDING RECORD

Position	PCT	G	PO	A	E	TC	DP
Shortstop	1.000	8	5	16	0	21	4

## CAREER TRANSACTIONS

- Signed by the New York Mets as a non-drafted free agent, October 12, 2007.
- Signed by the Minnesota Twins as a minor league free agent, December 14, 2015.
- Signed by the St. Louis Cardinals as a minor league free agent, November 18, 2016.

**CAREER NOTES**

- Joined the Cardinals as a minor league free agent in 2017 and is playing with his third organization (Mets, Twins).
- Made his Major League debut with the Mets in 2013 and played in nine MLB games over the 2013-14 seasons.
- Posted nine straight seasons (2009-17) with double-digit stolen bases. Stole a career-high 30 bases with Las Vegas (AAA) in 2015.
- Has had 18 games with multiple stolen bases over his career (2008-17).

**2017**

- Led the Redbirds with 19 stolen bases, ranking T11th in the Pacific Coast League. Had two stolen bases in one game at Iowa (8/27).
- Batted .345 (29-84) with 2 HR and 14 RBI in August and September, ranking 19th among all Triple-A players during that period.
- Hit a grand slam vs. Nashville (8/17) off Kyle Finnegan.
- Posted a 15-game home hitting streak (4/30-6/13), batting .345 (20-58) during the stretch. It was the longest hitting streak at Autozone Park by a Redbirds player in 2017.
- Played in 10 Pacific Coast League playoff games batting .263 (10-38) with a home run, two doubles and six RBI.
- Homered in Game 5 of the Pacific Coast League semi-finals at Colorado Springs (9/10), a two-run shot in the 7th inning, as the Redbirds advanced to the championship round.
- Made 67 starts at SS, 26 at 2B and 9 at 3B. Was perfect in 101 total chances while playing second base.
- Played in 1,000th minor league game in 2017.

**2016**

- Led Rochester (AAA) and ranked 3rd in the International League with 29 stolen bases, one shy of his career-high of 30 in 2015.
- Stole two bases in a game twice (vs. Pawtucket 4/19 & at Indianapolis 5/31).
- Tallied a season-high going 4-for-4 at Buffalo (8/15).
- Hit his lone home run of the season vs. Pawtucket (8/3), a 1st inning solo home run.
- Matched his single-season best with four triples, done also in 2009 (VSL & GCL Mets) and 2013 (Binghamton).
- Was the 3rd Toughest Batter to Strike Out in the International League with one strikeout per every 8.37 plate appearances.
- Batted .302 (32-106) with runners in scoring position.

**2015**

- Played the entire season with Las Vegas (AAA) appearing in 102 games (55 at shortstop, 27 at third base, 21 at second base).
- Led the 51s with a career-high 30 stolen bases, ranked 6th in the Pacific Coast League.
- Stole two bases in a game six times.
- Recorded second career two-homer game at Albuquerque (5/5) going 3-for-3 with 4 RBI.

**CAREER HIGHS**

**Most Hits:** 2, 9/22/13 at Philadelphia.  
**Most Runs:** 1, 9/25/13 at Cincinnati.  
**Most RBI:** 1, twice. Last: 9/24/13 at Cincinnati.  
**Most BBs:** 1, 9/25/13 at Cincinnati.  
**Longest Hitting Streak:** 2 games, 9/22-24/13.

**AWARDS & HONORS**

**Pacific Coast League Championship**  
2017: Memphis (AAA)

**MiLB.com Organization All-Star**  
2013: New York Mets

**Florida State League Mid-Season All-Star**  
2012: St. Lucie (A)

**Arizona Fall League All-Prospect Team**  
2016: Glendale

**Arizona Fall League Rising Star**  
2016: Glendale

**Midwest League Player of the Week**  
2015: Peoria (A) - August 24-20

**NCAA College World Series  
All-Tournament Team**  
2015: Florida Gators

**CAREER MILESTONES**

**Major League Debut**  
September 22, 2013 at Philadelphia

**First Major League Hit**  
September 22, 2013 at Philadelphia  
(7th inning, single, off Cliff Lee)

- Posted a four-hit game at Salt Lake (4-for-6).
- Placed on 7-day DL. (8/18) with a dislocated left shoulder; reinstated by Las Vegas and recalled by New York Mets (8/29), but did not play; transferred to 60-day disabled list.

**2014**

- Began season with Binghamton (AA), playing in 78 games.
- Placed on the 7-day disabled list 5/30 with a sprained left thumb.
- Made rehab appearances with St. Lucie (A) and GCL Mets (R).
- Recalled to New York on 9/23 and appeared in two games.
- Made his season debut vs. HOU (9/27) as a defensive replacement.

**2013**

- Began the season at Binghamton (AA), playing in a career-high 133 games.
- Recalled by the Mets on September 20.
- Made his Major League debut 9/22 at Philadelphia, recording two hits, the game-tying RBI and a stolen base; singled off Cliff Lee for his first major league hit.
- Became one of four Mets to have two-or-more hits, one-or-more RBI and one-or-more stolen bases in his MLB debut, joining Rod Gaspar, Lenny Dykstra and Preston Wilson.
- Made five starts at shortstop for the Mets.
- Had his first career two-homer game vs. Altoona (8/7).
- Tallied three hits in six different games and scored three runs in three games.
- Batted .318 (28-88) over 27 games during the month of July.
- Named MiLB.com Mets Organizational All-Star.

**2012**

- Hit career-high 28 doubles and 50 RBI.
- Played in the Florida State League All-Star Game at Charlotte (6/16) and went 0-2 for the South Team.
- Posted two four-hit games while playing in Binghamton (AA): 6/25 at Erie & 8/26 at Portland.

**2011**

- Established a career-high in games played (131) with Savannah (A).
- Played for Peoria in the Arizona Fall League, batting .281 (27-96) with 11 doubles, one triple, one home run and nine RBI in 24 games.
- Ranked T2nd in the AFL in doubles.

**2010**

- Split the season between three levels of the Mets organization: Brooklyn (SS-A), Savannah (A) and St. Lucie (A).
- Hit safely in 62-of-92 games...batted .266 (92-346) with 17 doubles, two triples, 29 RBI and 12 stolen bases (23 attempts) in 92 games between all levels combined.

**2009**

- Tied for the GCL Mets team lead with 16 stolen bases, ranking T3rd in the Gulf Coast League.
- Stole a career-high three stolen bases vs. GCL Astros (7/3).

**2008**

- Hit first career grand slam in his third professional game vs. VSL Rays (5/14) off Joice Linares while playing as the designated hitter.

**BACKGROUND / PERSONAL**

- Attended Viales del Tuy Santa Teresa in his hometown.
- Resides in Santa Teresa del Tuy, Venezuela.





# SAM TUIVAILALA

(too-ee-vai-lull-lah)

# 64

HEIGHT	WEIGHT	BATS/THROWS	BIRTH DATE	ML SERVICE
6-1	235	R/R	10/19/92	1.082

**FULL NAME:** Samuel Johnathan Tuivailala

**BORN:** San Mateo, California

**OPENING DAY AGE:** 25

**BECAME CARDINAL:** Selected in the third round (106th overall) of the June, 2010 First-Year Player Draft

**CONTRACT STATUS:** Signed through 2018

**MLB DEBUT:** September 9, 2014 at Cincinnati

**PITCHER**



## COMPLETE RECORD

Year Team	W-L	ERA	G	GS	CG	GF	SHO	SV	IP	H	R	ER	HR	HBP	BB	IBB	SO	WP	BK	BA
2012 Johnson City	0-0	4.15	11	0	0	1	0	0	13.0	12	6	6	1	0	13	0	23	1	0	.235
2013 Peoria	0-3	5.35	28	0	0	7	0	1	35.1	31	22	21	0	4	20	1	50	4	0	.233
2014 Palm Beach	0-1	3.58	29	0	0	13	0	3	37.2	29	16	15	1	2	18	0	64	4	0	.207
Springfield	2-1	2.57	17	0	0	3	0	1	21.0	18	8	6	0	1	9	1	30	2	0	.234
Memphis	0-0	0.00	2	0	0	2	0	1	1.1	1	0	0	0	1	0	0	3	1	0	.200
ST. LOUIS	0-0	36.00	2	0	0	0	0	0	1.0	5	4	4	2	0	2	0	1	0	0	.625
2015 Memphis	3-1	1.60	43	0	0	37	0	17	45.0	28	9	8	2	3	26	2	43	6	0	.176
ST. LOUIS	0-1	3.07	14	0	0	5	0	0	14.2	13	5	5	2	0	8	1	20	3	0	.228
2016 Memphis	3-2	5.21	42	0	0	33	0	17	46.2	47	27	27	3	1	22	3	72	3	0	.254
ST. LOUIS	0-1	6.00	12	0	0	4	0	0	9.0	12	6	6	0	2	6	0	7	1	0	.308
2017 Memphis	1-0	1.27	18	0	0	15	0	6	21.1	13	3	3	2	2	3	0	21	0	0	.176
ST. LOUIS	3-3	2.55	37	0	0	19	0	0	42.1	35	12	12	4	2	11	3	34	2	0	.223
<b>MINOR TOTALS</b>	<b>9-8</b>	<b>3.50</b>	<b>190</b>	<b>0</b>	<b>0</b>	<b>111</b>	<b>0</b>	<b>46</b>	<b>221.1</b>	<b>179</b>	<b>91</b>	<b>86</b>	<b>9</b>	<b>14</b>	<b>111</b>	<b>7</b>	<b>306</b>	<b>21</b>	<b>0</b>	<b>.217</b>
<b>MAJOR TOTALS</b>	<b>3-4</b>	<b>3.63</b>	<b>65</b>	<b>0</b>	<b>0</b>	<b>28</b>	<b>0</b>	<b>0</b>	<b>67.0</b>	<b>65</b>	<b>27</b>	<b>27</b>	<b>8</b>	<b>4</b>	<b>27</b>	<b>4</b>	<b>62</b>	<b>6</b>	<b>0</b>	<b>.249</b>

**Note:** Major League Uniform Numbers Worn: 64 (2014-present)

## REGULAR SEASON FIELDING RECORD

Position	PCT	G	PO	A	E	TC	DP
Pitcher	1.000	65	5	8	0	13	0

### 2017 SEASON HIGHS

**Most IP:** 3.0, 8/20 at Pittsburgh (Williamsport, Pa.)  
**Most Strikeouts:** 3, 6/24 vs. Pittsburgh.  
**Most Walks:** 2, twice. Last: 8/17 at Pittsburgh.  
**Most Runs Allowed:** 2, 8/24 vs. San Diego.  
**Most Hits Allowed:** 3, twice. Last: 8/17 at Pittsburgh.  
**Most HRs Allowed:** 1, four times. Last: 8/27 vs. Tampa Bay.  
**Longest Scoreless Streak:** 7.1, 6/20-8/4.

### CAREER HIGHS

**Most IP:** 3.0, 8/20/17 at Pittsburgh (Williamsport, Pa.)  
**Most Strikeouts:** 3, four times. Last: 6/24/17 vs. Pittsburgh.  
**Most Walks:** 2, five times. Last: 8/17/17 at Pittsburgh.  
**Most Runs Allowed:** 3, 7/3/16 vs. Milwaukee.  
**Most Hits Allowed:** 4, 9/10/15 at Cincinnati.  
**Most HRs Allowed:** 2, 9/21/14 vs. Cincinnati.  
**Longest Scoreless Streak:** 9.0, 5/19-8/29/15.



## CAREER NOTES

- Converted from shortstop to pitcher in 2012. Made the jump from Johnson City (R) to St. Louis in three seasons and just 87 appearances.
- Selected to the 2015 and 2016 Pacific Coast League Mid-Season All-Star squads, but missed both Triple-A All-Star Games due to promotions to St. Louis.
- Was one of 10 players to make their Major League debut with the Cardinals in 2014.
- Converted 41 saves while with Memphis (AAA) over the past three seasons (2015-17), ranking third-most in franchise history behind Victor Marte's 45 (2011-13).
- Recognized as the Best Reliever in the Pacific Coast League by *Baseball America* in its 2015 Best Tools survey.
- Selected to the 2014 Arizona Fall League All-Star Game and made a relief appearance in the 8th inning.

## 2017

- Divided his season between Memphis (AAA) and the majors, with five recalls to St. Louis and appearing in a career-high 37 Major League games.
- Led National League rookie relievers with 1.06 GIDP/9 IP.
- Ranked 3rd among National League (5th MLB) rookie relief pitchers with a 1.09 WHIP.
- His 37 games (42.1 IP) with no inherited runners were the most in Cardinals history and the most since the Padres' Joaquin Benoit had 67 games (65.1 IP) in 2015.
- Made seven appearances of 2.0 or more innings, tied for the team lead with Tyler Lyons.
- Had 19 games finished, 2nd on the Cardinals behind Seung Hwan Oh (38).
- Held opposing batters to a .111 BA (3-27, 3 singles) with runners in scoring position.
- Struck out a batter in 25 of 37 appearances. Had a season-high three strikeouts vs. PIT (6/24).
- Recorded three wins, T2nd among Cardinals relief pitchers trailing Tyler Lyons (4); earned all three wins on the road and suffered all three losses at home.
- Earned his first Major League win (5/7) at ATL pitching 2.0 scoreless innings in a 14-inning, 6-4 Cardinals win.
- Won back-to-back games 5/7 at ATL and 5/10 at MIA.
- Pitched on consecutive days four times.
- Threw 7.1 scoreless innings 6/20-8/4 (seven games).
- Finished the season with four straight scoreless appearances of 1.0 IP each.
- Threw a season-high 3.0 scoreless IP of one-hit ball (8/20) at PIT during the MLB Little League Classic in Williamsport, Pa., hurling a career-high 44 pitches.

## 2016

- Split the season between St. Louis and Memphis (AAA) making 42 appearances in Triple-A and 12 with the Cardinals over four separate occasions.
- Named a Pacific Coast League Mid-Season All-Star but did not pitch due to promotion to St. Louis.

## AWARDS & HONORS

### Pacific Coast League Mid-Season All-Star

2015: Memphis (AAA)

2016: Memphis (AAA)

### Baseball America High Class A All-Star

2014: Palm Beach (High-A) - Relief Pitcher

### Arizona Fall League Rising Star

2014: Peoria

## CAREER MILESTONES

### Major League Debut

September 9, 2014 at Cincinnati

### First Major League Win

May 7, 2017 at Atlanta

### First Career Strikeout

September 9, 2014 at Cincinnati  
(8th inning, Donald Lutz, swinging)

- Ranked 4th in the PCL in games finished (33) and 5th in saves (17).
- Fanned 72 batters in 46.2 IP, 7th-most among non-starters in the PCL. Recorded a 13.88 K/per 9.0 IP ratio that would have ranked 2nd in the PCL if qualified.
- Led all Cardinals minor leagues in saves and strikeouts per nine innings.
- Had a nine-game stretch (10.0 IP) from 4/24-5/20 in which he allowed no runs and earned three saves and one win.
- Did not allow a home run to 47 total batters faced. Had allowed 4 HR in 75 TBF from 2014-15.
- Nine of 12 appearances for St. Louis were scoreless. Eight outings were 1.0 IP, four less than 1.0 inning.
- First recall came 7/1-7/15 (Kevin Siegrist to D.L.) and made 2 scoreless appearances (2.0 IP) in that time.
- Recalled as the "26th man" on 7/26 when the Cardinals had a double header at New York Mets. Pitched 1.0 scoreless inning in the Game 2 loss.
- Recalled (8/16) and allowed runs in two of three games before 8/25 option.
- Final recall came on 9/6 for the remainder of the season. Five of his last six games were scoreless.

## 2015

- Split season between St. Louis and Memphis (AAA) making 43 appearances in Triple-A and 14 with the big league club.
- Recorded nine straight scoreless appearances in St. Louis (5/19-8/29) covering 9.0 IP.
- Struck out 11 over his last four MLB appearances (4.2 IP, 21.2 K/9 IP).
- Topped out at 43 pitches in an appearance in Memphis (8/18 vs. ABQ); 35 in St. Louis (9/18 at CHI).



- Named a Pacific Coast League Mid-Season All-Star but did not play due to promotion to St. Louis.
- Of his 43 appearances in Memphis, 35 were scoreless.
- Was 17-for-17 in save opportunities to rank 4th in the PCL and ranked 3rd in games finished (37).
- Named "Best Reliever" in the PCL by *Baseball America* in its Best Tools survey following the season.

## 2014

- Began the season in Palm Beach (A) and advanced to St. Louis by the end of the season, making appearances in Springfield (AA) and Memphis (AAA) along the way.
- Led all of Minor League Baseball with 14.55 strikeouts/9 IP. His 97 minor league strikeouts ranked 4th among all relief pitchers who did not record a start.
- Made his Major League debut (9/9) at CIN entering the game in the bottom of the 8th and allowed two runs on three hits with a walk and a strikeout in 0.2 innings.
- Appeared in two Major League games, both against CIN.
- Posted combined marks of 2-2 with a 3.15 ERA in 48 minor league appearances.
- Struck out 97 batters in 60 innings for a 14.6 strikeouts/9 IP, ranking 2nd among Cardinals minor league pitchers behind Dixon Llorens (15.00).
- Ranked T4th among Cardinals minor leaguers with 48 appearances.
- Allowed only one home run to 256 total batters faced.
- Promoted to Memphis (AAA) on 8/31 and made two appearances with one save.
- Pitched in one game in the Pacific Coast League playoffs and struck out two batters in one inning.
- Played for Peoria in the Arizona Fall League; was 1-0 with a 1.29 ERA in 12 appearances nailing down five saves.
- Struck out 13 batters in 14.0 IP and allowed only one extra base hit (double) to 59 batters faced with opponents batting .196.
- Selected to the Arizona Fall League All-Star Game and made a relief appearance in the 8th inning, allowing one run and the game-ending double play.
- Recognized as having the "Best Fastball" in both the Florida State and Texas Leagues by *Baseball America* in its 2014 Best Tools survey.
- Also recognized as a Class High-A All-Star at Relief Pitcher by the same publication following the season.

## MINOR LEAGUE HIGHLIGHTS

- Struck out 32% of all batters faced (306 K/956 TBF) in the minor leagues with a 12.4 strikeouts/9 IP ratio.
- In 2013, ranked 3rd among Cardinals minor league pitchers with a 12.74 K's/9 IP and 6th in toughest to homer off with zero home runs in 159 total batters faced.
- Struck out batters in 24 of 28 appearances tying his career high with five strikeouts twice.
- Converted from shortstop to pitcher in 2012.
- Began the season in Johnson City, made one appearance at designated hitter vs. Greeneville (6/20) and hit a solo home run in his first at-bat.
- Appeared in 11 games in relief and struck out 23 batters in 13.0 innings for 15.9 strikeouts/9 IP.
- Allowed only one extra base hit to 64 total batters faced and it was a home run (7/19 at Elizabethton).
- Made one appearance in the Appy League playoffs allowing one run on two hits in 2.0 innings with five strikeouts.
- His five postseason strikeouts ranked T2nd among Cardinals pitchers (the other three were starters).
- Starting 43 games at shortstop and ranked 2nd on the team with 40 hits for the 2011 GCL Cardinals.
- Appeared in 24 games at shortstop and 15 games in the outfield for Gulf Coast (R) in 2010 League level.
- Hit his first professional home run off Juan Urbina vs. GCL Mets (8/12).

## BACKGROUND / PERSONAL

- Was a three-sport athlete at Aragon High School in San Mateo, Calif., garnering first team All-Conference selections in baseball, basketball (guard) and football (quarterback).
- Pitched and played shortstop in high school posting marks of a 6-0 record, 1.28 ERA and 77 strikeouts in 60.1 innings on the mound his senior season while batting .324 with 5 HR and 21 RBI playing shortstop.
- Threw a no-hitter with 17 strikeouts.
- Committed to Fresno State before signing with the Cardinals.
- Resides in San Mateo, Calif.



# BREYVIC VALERA

41

*(BRAY-vick Vah-lair-ah)*

HEIGHT	WEIGHT	BATS/THROWS	BIRTH DATE	ML SERVICE
5-10	185	S/R	1/8/92	0.018

**FULL NAME:** Breyvic Jose (Henriquez) Valera**BORN:** Montalban, Venezuela**OPENING DAY AGE:** 26**BECAME CARDINAL:** Signed as a non-drafted free agent, May 13, 2010**CONTRACT STATUS:** Signed through 2018**MAJOR LEAGUE DEBUT:** September 5, 2017 at San Diego**INFIELDER**

VALERA

## COMPLETE RECORD

Year Team	AVG	G	AB	R	H	2B	3B	HR	RBI	SH	SF	HBP	BB	IBB	SO	SB	CS	GDP	SLG	OBP	E
2010 VSL Cardinals	.325	60	212	40	69	16	6	1	22	4	3	5	24	0	15	10	3	3	.472	.402	13
2011 GCL Cardinals	.255	28	110	23	28	5	2	1	13	0	2	3	10	0	17	7	1	1	.364	.328	3
Johnson City	.397	19	73	16	29	4	1	0	8	0	1	0	5	0	9	7	5	0	.479	.430	4
2012 Springfield	.200	3	5	2	1	0	0	0	1	0	0	0	0	0	0	0	0	0	.200	.200	0
Batavia	.316	69	282	39	89	18	4	1	33	1	2	2	18	0	27	10	6	2	.418	.359	11
2013 Peoria	.309	128	515	71	159	18	6	0	48	4	2	1	40	0	30	13	7	10	.367	.358	17
2014 Palm Beach	.333	73	294	35	98	8	4	0	37	1	2	1	25	0	13	13	10	6	.388	.385	10
Springfield	.286	59	227	31	65	8	2	0	20	4	1	0	15	0	22	4	5	4	.339	.329	6
2015 Palm Beach	.353	14	51	9	18	3	1	0	7	0	0	0	11	0	2	0	3	1	.451	.468	6
Springfield	.236	105	360	37	85	9	2	3	31	2	4	1	34	0	27	2	4	13	.297	.301	7
2016 Springfield	.258	52	178	16	46	5	1	0	12	2	3	0	9	0	18	3	1	4	.298	.289	7
Memphis	.341	73	217	32	74	14	1	0	31	3	5	1	31	1	22	8	4	2	.415	.417	6
2017 Memphis	.314	117	424	68	133	22	6	8	41	3	4	1	38	1	34	11+11	7	7	.450	.368	5
ST. LOUIS	.100	5	10	0	1	0	0	0	0	0	0	0	1	0	0	0	0	0	.100	.182	0
<b>MINOR TOTALS</b>	<b>.303</b>	<b>800</b>	<b>2948</b>	<b>419</b>	<b>894</b>	<b>130</b>	<b>36</b>	<b>14</b>	<b>304</b>	<b>24</b>	<b>29</b>	<b>15</b>	<b>260</b>	<b>2</b>	<b>236</b>	<b>88</b>	<b>60</b>	<b>53</b>	<b>.386</b>	<b>.359</b>	<b>95</b>
<b>MAJOR TOTALS</b>	<b>.100</b>	<b>5</b>	<b>10</b>	<b>0</b>	<b>1</b>	<b>0</b>	<b>0</b>	<b>0</b>	<b>0</b>	<b>0</b>	<b>0</b>	<b>0</b>	<b>1</b>	<b>0</b>	<b>0</b>	<b>0</b>	<b>0</b>	<b>0</b>	<b>.100</b>	<b>.182</b>	<b>0</b>

**Note:** Major League Uniform Numbers Worn: 41 (2017-present)

## REGULAR SEASON FIELDING RECORD

Position	PCT	G	PO	A	E	TC	DP
Second Base	1.000	3	2	3	0	5	1



**CAREER NOTES**

- Made his Major League debut in 2017 after 800 career games in minor league baseball.
- Has a career batting average of .303 over eight minor league seasons.
- Compiled a career batting average of .324 vs. left-handed pitching (226-698), including hitting over .400 in each of his first three seasons.
- Posted a positive career walk to strikeout ratio (260 to 236) and has a career on-base percentage of .359.
- Has appeared defensively at seven positions throughout his seven-year minor league career, missing only catcher and pitcher.
- Named to three Mid-Season All-Star Games (2012 New York-Penn, 2013 Midwest and 2014 Florida State).
- Recognized as the Most Valuable Player of the 2016 Venezuelan Winter League while playing for Bravos de Margarita.
- Has a .305 career batting average (250-821) over the last five seasons playing in 232 games in the Venezuelan Winter League.
- Participated in the Arizona Fall League in 2014 with Peoria, playing in 12 games as a member of the taxi squad.

**2017**

- Was purchased from Memphis (AAA) on 9/5 and made his MLB debut that night at SD, starting at second base. Played in 800 minor league games before his first MLB game.
- Recorded first MLB hit at SD (9/7) with a pinch-hit single off Craig Stammen in the 7th inning.
- Led Memphis in batting (.314), hits (133) and triples (6). Posted 39 multi-hit games.
- Was Toughest to Strike out in the Pacific Coast League with one strikeout/13.82 total plate appearances.
- Named Cardinals Minor League Player of the Month for August batting .346 (36-104) with 9 doubles, 5 HR and 18 RBI.
- Named Pacific Coast League Player of the Week (7/31-8/6), batting .517 (15-29) with four doubles, two home runs and seven RBI, including five multi-hit games with three consecutive three-hit games
- Ranked among Cardinals minor leaguers in batting (.314, 4th), runs (68, T5th), hits (133, 3rd), doubles (22, T10th) and triples (6, T5th).
- Had a team-high 26-game on-base streak (7/30-8/29) posting a .415 OBP during the stretch, ranked 12th-longest in the PCL.
- Batted .238 (5-21) with two doubles and two walks over five games in the Pacific Coast League playoffs.
- Committed only five errors in 326 total chances at second base for a .985 fielding percentage.
- Tied for the PCL lead with 11 caught stealing.
- Played in 27 games for the Bravos de Margarita of the Venezuelan Winter League batting .258 with a .391 OBP.

**2017 SEASON & CAREER HIGHS**

**Most Hits:** 1, 9/7/17 at San Diego.  
**Most BBs:** 1, 9/6/17 at San Diego.

**AWARDS & HONORS**

**Pacific Coast League Championship**  
 2017: Memphis (AAA)

**Pacific Coast League Player of the Week**  
 2017: Memphis (AAA) - July 31-August 6

**Cardinals Minor League Player of the Month**  
 2017: Memphis (AAA) August

**Venezuelan Winter League MVP**  
 2017: Margarita

**MiLB.com Organizational All-Star**  
 2017: St. Louis Cardinals  
 2014: St. Louis Cardinals

**Florida State League Mid-Season All-Star**  
 2014: Palm Beach (High-A)

**Midwest League Mid-Season All-Star**  
 2013: Peoria (A)

**New York-Penn League Mid-Season All-Star**  
 2012: Batavia (A)

**Appalachian League Champions**  
 2011: Johnson City (R)

**CAREER MILESTONES**

**Major League Debut**  
 September 5, 2017 at San Diego

**First Major League Hit**  
 September 7, 2017 at San Diego  
 (7th inning, single, off Craig Stammen)

**2016**

- Appeared defensively at six positions (47 games at 2B, 41 at SS, 21 at 3B, 13 in RF, 8 in LF, and 2 in CF).
- Hit .368 (25-68) off opposing PCL left-handers.
- Batted .373 (22-59) with runners in scoring position while with the Redbirds, including .440 (11-25) with two outs.
- After 7/1, finished season batting .350 (64-183) over final 57 games. His .350 average was tied for the 3rd-highest among Triple-A batters over that time period, while his .420 on-base percentage ranked 4th.



- Went hitless in back-to-back games only once (8/9, 8/12) over final 37 games after 7/29.
- Named Most Valuable Player of the Venezuelan Winter League while playing for Bravos de Margarita.
- Led the VWL in hits (78), slugging (.566) and total bases (124), co-led in triples (6), ranked 2nd in TPA/SO (13.83) and stolen bases (11), T2nd in runs scored (40), 3rd in on-base percentage (.418) T3rd in games (61), and 5th in average (.356).

## 2015

- Received an invitation to Major League Spring Training as a non-roster invitee.
- Was the toughest to strike out in the Texas League (14.85 TPA/SO); struck out 27 times against 34 walks.
- Played in 37 games defensively at second base, four at third base, 28 at shortstop, 34 in the outfield.
- Reached base safely in 13-of-14 games with Palm Beach (A) in August.

## 2014

- Played in a career-high 132 games.
- Led all Cardinals minor leaguers with 163 hits.
- Started at third base in the Florida State League All-Star Game in Bradenton for the South squad; played the entire game going 2-for-5 with a run scored, stolen base and RBI.
- Set single-season highs in hits (163), RBI (57) and stolen bases (17), while tying his career highs in triples (6) and walks (40).
- Ranked among Cardinals minor league leaders in batting (.313, 5th), runs (66, 6th), triples (6, T5th) and stolen bases (17, 8th).
- Batted .357 (46-129) with runners in scoring position, including a .392 clip at Palm Beach.
- Had a torrid May batting .370 (44-119) with 17 RBI.
- Posted a career-high five hits at Tampa (5/16), going 5-for-7 without scoring a run in an 18-inning game.
- Played in 12 games for Peoria in the Arizona Fall League batting .333 (13-39) with five RBI.
- Named the “Best Defensive Second Baseman” in the Florida State League by Baseball America.

## 2013

- Played 128 games and started games at five different positions: second base (46), left field (41), third base (16), shortstop (9) and right field (7).
- Named to the Midwest League All-Star West squad; came off the bench and went 1-for-1 with a run scored while playing left field.
- Scored a career best 71 runs.
- Was Toughest to Strikeout in the Midwest League (18.73 PA/SO).
- Ranked 5th in the MWL in batting (.309), T6th in runs (71) and T5th in at-bats (515).

- Led all Cardinals minor leaguers with 159 hits and ranked in the Top 10 in batting .309 (4th), runs (71, T6th) and triples (6, T5th).
- Batted .313 (42-134) vs. left-handed pitchers and .307 vs. right-handers (117-381).
- Batted over .300 in May (.333), July (.330) and August (.305).
- Hit .352 (44-125) with runners in scoring position.

## 2012

- Named a NY-Penn League Mid-Season All-Star.
- Ranked among NY-Penn League leaders in batting (.316, 5th), at-bats (282, 5th), hits (89, T2nd), total bases (118, 2nd) and toughest to strike out (11.30 AB/SO).
- Ran off the 4th longest hitting streak in the NY-Penn League at 16 games (6/19-7/5), batting .390 (30-77) during the stretch.
- Hit left-handed pitchers for a .404 (23-57) average during the combined season.
- Rated as the No. 20 prospect of the NY-Penn League by *Baseball America*.

## 2011

- Ranked 5th among Cardinals minor leaguers with a .311 batting average.
- Hit his first mainland home run vs. GCL Nationals (7/23), off Silvio Medina.
- Smacked left-handed pitchers with a combined average of .486 (17-35) between the two clubs, batting .563 in Johnson City and .421 in the GCL.
- Batted .397 in Johnson City hitting safely in 14-of-18 games with an at-bat.
- Hit .318 (7-22) and stole three bases in eight games during the Appalachian League playoffs as the Cardinals won the league championship.

## 2010

- Ranked 6th in the Venezuelan Summer League in batting (.325), 5th in hits (69), 4th in slugging (.472), 3rd in extra base hits (23) and 2nd in triples (6).
- Batting average topped all Cardinals minor leaguers and he finished in the Top 10 in triples (6, T2nd), slugging (.472, T9th), on-base percentage (.402, T7th) and OPS (.873, 5th).
- Hit first home run vs. VSL Pirates (7/18), a two-run shot off Rafael Rodriguez .
- Smacked left-handers at a .415 clip (17-41).

## BACKGROUND / PERSONAL

- Resides in Montalban, Venezuela.



# LUKE VOIT

# 40

HEIGHT	WEIGHT	BATS/THROWS	BIRTH DATE	ML SERVICE
6-3	255	R/R	2/13/91	0.093

**FULL NAME:** Louis Linwood Voit  
**BORN:** Wildwood, Missouri  
**OPENING DAY AGE:** 27  
**BECAME CARDINAL:** Selected in the 22nd round (665th overall) of the June, 2013 First-Year Player Draft  
**CONTRACT STATUS:** Signed through 2018  
**MLB DEBUT:** June 25, 2017 vs. Pittsburgh



## FIRST BASEMAN

## COMPLETE RECORD

Year	Team	AVG	G	AB	R	H	2B	3B	HR	RBI	SH	SF	HBP	BB	IBB	SO	SB	CS	GDP	SLG	OBP	E
2013	State College	.242	46	149	14	36	7	0	2	16	0	1	6	21	1	29	1	0	6	.329	.356	3
2014	Palm Beach	.276	93	351	57	97	21	5	9	51	1	2	4	32	0	79	1	1	8	.442	.342	14
2015	Palm Beach	.273	130	462	52	126	18	5	11	77	0	9	5	63	2	104	2	0	14	.405	.360	16
2016	Springfield	*.297	*134	482	70	*143	20	5	19	74	0	4	8	52	1	83	1	2	16	.477	.372	8
2017	Memphis	.327	74	269	35	88	23	1	13	50	0	1	8	29	1	53	1	1	3	.565	.407	5
	ST. LOUIS	.246	62	114	18	28	9	0	4	18	0	0	3	7	0	31	0	0	4	.430	.306	0
<b>MINOR TOTALS</b>		<b>.286</b>	<b>477</b>	<b>1713</b>	<b>228</b>	<b>490</b>	<b>89</b>	<b>16</b>	<b>54</b>	<b>268</b>	<b>1</b>	<b>17</b>	<b>31</b>	<b>197</b>	<b>5</b>	<b>348</b>	<b>6</b>	<b>4</b>	<b>47</b>	<b>.451</b>	<b>.367</b>	<b>46</b>
<b>MAJOR TOTALS</b>		<b>.246</b>	<b>62</b>	<b>114</b>	<b>18</b>	<b>28</b>	<b>9</b>	<b>0</b>	<b>4</b>	<b>18</b>	<b>0</b>	<b>0</b>	<b>3</b>	<b>7</b>	<b>0</b>	<b>31</b>	<b>0</b>	<b>0</b>	<b>4</b>	<b>.430</b>	<b>.306</b>	<b>0</b>

\*Led League

**Note:** Major League Uniform Numbers Worn: 40 (2017-present)

## REGULAR SEASON FIELDING RECORD

Position	PCT	G	PO	A	E	TC	DP
First Base	1.000	31	154	15	0	169	15

### 2017 SEASON & CAREER HIGHS

**Most Hits:** 2, six times. Last: 8/29/17 at Milwaukee.  
**Most Runs:** 2, twice. Last: 8/15/17 at Boston.  
**Most 2Bs:** 1, nine times. Last: 8/16/17 at Boston.  
**Most HRs:** 1, four times. Last: 9/25/17 vs. Chicago Cubs.  
**Most RBIs:** 4, twice. Last: 8/29/17 at Milwaukee.  
**Most BBs:** 1, seven times. Last: 10/1/17 vs. Milwaukee.  
**Longest Hitting Streak:** 3 games, twice. Last: 7/2-4/17.  
**Pinch-Hit HR:** 1. 9/25/17 vs. Chicago Cubs (B. Duensing).

### CAREER TRANSACTIONS

- Selected by the Kansas City Royals in the 32nd round (962nd overall) of the June, 2009 First-Year Player Draft, but did not sign.
- Selected by the St. Louis Cardinals in the 22nd round (665th overall) of the June, 2013 First-Year Player Draft.



## 2017

- Was purchased from Memphis (AAA) on 6/25 and made his MLB debut as a pinch-hitter that night vs. PIT. Was hit by pitch, a 96 MPH fastball from Jhan Marínez.
- Made 18 starts with 17 at first base and one as designated hitter.
- Recorded his first MLB hit with double vs. CIN (6/26) after getting his first career start at first base.
- Hit his first MLB home run vs. MIA (7/3) off Jarlin García, going 2-for-5 with a double and season-high 4 RBI.
- Tied his season-high of 4 RBI at MIL (8/29).
- Had two hits off the bench at BOS (8/15) with a double and a single.
- Homered three times over a period of seven games (7/3-9) in the homestand prior to the All-Star Break.
- Was 10-for-33 (.300) with a home run as a pinch-hitter, one of three Cardinals with 10 pinch-hits in 2017 (Greg García & José Martínez).
- Hit first career pinch-hit home run vs. CHI (9/25), a solo shot off Brian Duensing, it was his first home run hit after the All-Star Break.
- Batted .327 with 13 HR, 50 RBI and 23 doubles in 74 games for Memphis.
- Was optioned to Memphis on 8/21 for four games (8/22-26) and recalled on 8/27.
- Was ranked among the Pacific Coast League leaders in batting (.322, 10th), hits (82, 10th), RBI (48, 10th), doubles (23, T1st), OBP (.406, 4th), slugging (.561, 9th) and OPS (.967, 4th) at the time of his purchase in June.
- Hit 2 HR vs. Round Rock (4/28) and vs. Colorado Springs (6/14), and homered in three straight games (4/9-11).
- Named Cardinals Minor League Player of the Month for April, batting .360 (27-75) with 5 HR, 16 RBI and 13 of his 27 hits for extra bases.

## 2016

- Named to the Texas League Mid-Season and Post-Season All-Star Teams. Started as the designated hitter for the North Squad and was 2-for-5 with a double and an RBI.
- Named Cardinals Minor League Player of the Month for August batting .366 (34-93) with seven doubles, a triple, four home runs and 20 RBI over 26 games.
- Led the Texas League in batting (.297), games played (134) and hits (143).
- Ranked among the Top 5 in the league in RBI (74, 4th), on-base percentage (.372, 3rd), extra base hits (53, T3rd), triples (5, T3rd), runs (70, 3rd) and total bases (230, 3rd).
- Ranked among Cardinals minor league leaders in runs (2nd), hits (2nd), doubles (T9th), triples (T4th), home runs (T3rd), RBI (3rd), walks (6th), slugging (6th) and OPS (8th).
- Ranked 10th among all Double-A players in hits.
- Posted a multi-home run game going 4-for-5 with 5 RBI and three runs scored vs. Corpus Christi (7/8).

## AWARDS & HONORS

### Cardinals Minor League Player of the Month

April 2017: Memphis (AAA)  
August 2016: Springfield (AA)

### Texas League Mid-Season All-Star

2016: Springfield (AA)

### Texas League Post-Season All-Star

2016: Springfield (AA)

### Florida State League Mid-Season All-Star

2015: Palm Beach (A)

## CAREER MILESTONES

### Major League Debut

June 25, 2017 vs. Pittsburgh

### First Major League Hit

June 26, 2017 vs. Cincinnati off Austin Brice

### First Major League Home Run

July 3, 2017 vs. Miami  
(8th inning, 2-R HR, off Jarlin García)

- Ran off 14-game (7/3-17; .380, 19-50) and 13-game (5/2-15; .320, 16-50) hitting streaks, which ranked T5th and T8th longest in the Texas League.

## 2015

- Named a Florida State League All-Star for the South Squad. Played the entire game as designated hitter going 1-for-4 with an RBI.
- Collected 31 RBI (.330 BA, 5 HR) in August, the 3rd-most in all of minor league baseball in the month of August.
- Tied the Palm Beach single-season record with 77 RBI (Allen Craig, 2007), ranking 2nd in the Florida State League.
- Ranked among FSL leaders in on-base percentage (.360, 3rd) and walks (63, 2nd).
- Was 3-for-9 with three doubles and two RBI in the FSL playoffs. Tied for the most among playoff participants in doubles and extra base hits and ranked 5th in batting (.333) and 2nd in slugging (.667).

## 2014

- Ranked 4th in the Florida State League in slugging percentage (.442).
- Ranked 10th among Cardinals minor leaguers in both doubles (21) and slugging percentage (.442).
- Hit two home runs at Clearwater (7/13).
- Posted a single-game high with four hits twice (at Daytona 5/28 & vs. Jupiter 6/17).

**2013**

- Played in 46 games, starting 43 at catcher, and threw out 38.0% (19-50) of attempted base stealers, ranking 4th in the New York-Penn League.
- Hit first professional home run vs. Mahoning Valley (7/9), a solo shot off Robert Whitenack.

**BACKGROUND / PERSONAL**

- Played college baseball at Missouri State University and was a member of the 2012 NCAA Regional qualifying squad.
- Graduated from Lafayette (Mo.) High School, the same school which also produced Major Leaguers David Freese and Ryan Howard.
- His brother, John, plays college football at the United States Military Academy.
- Resides in Wildwood, Missouri.





# MICHAEL WACHA

# 52

HEIGHT	WEIGHT	BATS/THROWS	BIRTH DATE	ML SERVICE
6-5	215	R/R	7/1/91	4.062

**FULL NAME:** Michael Joseph Wacha

**BORN:** Iowa City, Iowa

**OPENING DAY AGE:** 26 (Turns 27 on July 1)

**BECAME CARDINAL:** Selected in first round (19th overall) of

the June, 2012 First-Year Player Draft

**CONTRACT STATUS:** Signed through 2018

**MLB DEBUT:** May 30, 2013 vs. Kansas City

**PITCHER**



## COMPLETE RECORD

Year Team	W-L	ERA	G	GS	CG	GF	SHO	SV	IP	H	R	ER	HR	HBP	BB	IBB	SO	WP	BK	BA
2012 GCL Cardinals	0-0	1.80	3	2	0	0	0	0	5.0	4	1	1	1	0	0	0	7	0	0	.222
Palm Beach	0-0	0.00	4	0	0	2	0	0	8.0	1	0	0	0	0	1	0	16	1	0	.040
Springfield	0-0	1.13	4	0	0	0	0	0	8.0	3	1	1	0	0	3	0	17	1	0	.111
2013 Memphis	5-3	2.65	15	15	0	0	0	0	85.0	65	26	25	9	0	19	0	73	5	0	.210
ST. LOUIS	4-1	2.78	15	9	0	2	0	0	64.2	52	20	20	5	0	19	0	65	3	0	.219
2014 ST. LOUIS	5-6	3.20	19	19	0	0	0	0	107.0	95	41	38	6	5	33	0	94	2	0	.234
Springfield#	0-0	0.00	1	1	0	0	0	0	2.0	1	0	0	0	0	1	0	1	0	0	.143
2015 ST. LOUIS	17-7	3.38	30	30	0	0	0	0	181.1	162	74	68	19	6	58	4	153	4	1	.236
2016 ST. LOUIS	7-7	5.09	27	24	0	1	0	0	138.0	159	86	78	15	1	45	6	114	6	0	.289
2017 ST. LOUIS	12-9	4.13	30	30	1	0	1	0	165.2	170	82	76	17	3	55	3	158	5	0	.267
<b>MINOR TOTALS</b>	<b>5-3</b>	<b>2.25</b>	<b>27</b>	<b>18</b>	<b>0</b>	<b>2</b>	<b>0</b>	<b>0</b>	<b>108.0</b>	<b>74</b>	<b>28</b>	<b>27</b>	<b>10</b>	<b>0</b>	<b>24</b>	<b>0</b>	<b>114</b>	<b>7</b>	<b>0</b>	<b>.192</b>
<b>MAJOR TOTALS</b>	<b>45-30</b>	<b>3.84</b>	<b>121</b>	<b>112</b>	<b>1</b>	<b>3</b>	<b>1</b>	<b>0</b>	<b>656.2</b>	<b>638</b>	<b>303</b>	<b>280</b>	<b>62</b>	<b>15</b>	<b>210</b>	<b>13</b>	<b>584</b>	<b>20</b>	<b>1</b>	<b>.253</b>

**Note:** Major League Uniform Numbers Worn: 52 (2013-present)

## DIVISION SERIES RECORD

Year Team	W-L	ERA	G	GS	CG	GF	SHO	SV	IP	H	R	ER	HR	HBP	BB	IBB	SO	WP	BK	BA
2013 STL vs. PIT	1-0	1.23	1	1	0	0	0	0	7.1	1	1	1	1	0	2	0	9	0	0	.043
2014 STL vs. LAD	ELIGIBLE -- DID NOT PLAY																			
2015 STL vs. CHI	0-1	8.31	1	1	0	0	0	0	4.1	6	4	4	3	0	3	1	5	0	0	.333
<b>D.S. TOTALS</b>	<b>1-1</b>	<b>3.86</b>	<b>2</b>	<b>2</b>	<b>0</b>	<b>0</b>	<b>0</b>	<b>0</b>	<b>11.2</b>	<b>7</b>	<b>5</b>	<b>5</b>	<b>4</b>	<b>0</b>	<b>5</b>	<b>1</b>	<b>14</b>	<b>0</b>	<b>0</b>	<b>.171</b>

## LEAGUE CHAMPIONSHIP SERIES RECORD

Year Team	W-L	ERA	G	GS	CG	GF	SHO	SV	IP	H	R	ER	HR	HBP	BB	IBB	SO	WP	BK	BA
2013 STL vs. LAD	2-0	0.00	2	2	0	0	0	0	13.2	7	0	0	0	0	2	1	13	0	0	.149
2014 STL vs. SF	0-1	81.00	1	0	0	1	0	0	0.1	2	3	3	1	0	1	0	0	0	0	.667
<b>L.C.S. TOTALS</b>	<b>2-1</b>	<b>1.93</b>	<b>3</b>	<b>2</b>	<b>0</b>	<b>1</b>	<b>0</b>	<b>0</b>	<b>14.0</b>	<b>9</b>	<b>3</b>	<b>3</b>	<b>1</b>	<b>0</b>	<b>3</b>	<b>1</b>	<b>13</b>	<b>0</b>	<b>0</b>	<b>.180</b>

## WORLD SERIES RECORD

Year Team	W-L	ERA	G	GS	CG	GF	SHO	SV	IP	H	R	ER	HR	HBP	BB	IBB	SO	WP	BK	BA
2013 STL vs. BOS	1-1	7.45	2	2	0	0	0	0	9.2	8	8	8	2	1	8	2	11	0	0	.222



## REGULAR SEASON FIELDING RECORD

Position	PCT	G	PO	A	E	TC	DP
Pitcher	.969	121	67	90	5	162	5

Note: Led all MLB pitchers in putouts/9 IP (1.37) during the 2016 season. Was one of 12 qualified N.L. pitchers with perfect 1.000 fielding percentage (33 total chances) in 2017.

## REGULAR SEASON BATTING RECORD

Year Team	AVG	G	AB	R	H	2B	3B	HR	RBI	SH	SF	HBP	BB	IBB	SO	SB	CS	GDP	SLG	OBP	E
2017 ST. LOUIS	.043	30	46	3	2	0	0	0	3	7	1	0	1	0	22	0	0	2	.043	.063	0
<b>MAJOR TOTALS</b>	<b>.080</b>	<b>121</b>	<b>187</b>	<b>10</b>	<b>15</b>	<b>1</b>	<b>0</b>	<b>0</b>	<b>12</b>	<b>20</b>	<b>1</b>	<b>0</b>	<b>8</b>	<b>0</b>	<b>92</b>	<b>1</b>	<b>0</b>	<b>3</b>	<b>.086</b>	<b>.117</b>	<b>5</b>

## 2017 SEASON HIGHS

**Most IP:** 9.0, 7/18 at New York Mets.  
**Most Strikeouts:** 9, twice. Last: 7/6 vs. Miami.  
**Most Walks:** 5, 9/16 at Chicago Cubs.  
**Most Runs Allowed:** 6, twice. Last: 6/4 at Chicago Cubs.  
**Most Hits Allowed:** 9, three times. Last: 8/25 vs. Tampa Bay.  
**Most HRs Allowed:** 2, four times. Last: 8/19 at Pittsburgh.  
**Longest Winning Streak:** 4 games, 6/26-7/18.  
**Longest Scoreless Streak:** 15.0 IP, 9/5-9/16.

## CAREER HIGHS

**Most IP (Starter):** 9.0, 7/18/17 at New York Mets.  
**Most IP (Relief):** 4.0, 8/28/13 vs. Cincinnati.  
**Most Strikeouts (Starter):** 10, twice. Last: 6/9/15 at Colorado.  
**Most Strikeouts (Relief):** 7, 8/28/13 vs. Cincinnati.  
**Most Walks (Starter):** 5, twice. Last: 9/16/17 at Chicago Cubs.  
**Most Walks (Relief):** 1, twice. Last: 8/28/13 vs. Cincinnati.  
**Most Runs Allowed (Starter):** 8, 5/24/16 vs. Chicago Cubs.  
**Most Runs Allowed (Relief):** 7, 9/26/16 vs. Cincinnati.  
**Most Hits Allowed (Starter):** 12, 9/19/13 at Colorado.  
**Most Hits Allowed (Relief):** 9, 9/26/16 vs. Cincinnati.  
**Most HRs Allowed:** 3, 7/8/16 at Milwaukee.  
**10+ Strikeout Games:** 2. Last: 6/9/15 at Colorado.  
**Longest Winning Streak:** 7 games, 4/11-5/24/15.  
**Longest Losing Streak:** 7 games, 4/23-6/17/16.  
**Longest Scoreless Streak:** 23.2 IP, 8/22-9/14/13.  
**Last Relief Appearance:** 9/26/16 vs. Cincinnati.

## CAREER TRANSACTIONS

- Selected by the St. Louis Cardinals first round (19th player overall) of the June, 2012 First-Year Player Draft.
- On St. Louis disabled list (right shoulder stress reaction), June 18 to September 3, 2014; included injury rehabilitation assignment to Springfield (AA).
- On St. Louis disabled list (right shoulder inflammation), August 9 to September 13, 2016.

## CAREER NOTES

- Earned 2015 Major League All-Star selection (manager's selection) for the National League.
- Of his 112 career starts, 70 have been 6.0 innings or more and 64 of those have been quality starts.
- His .600 winning percentage (45-30) over the past five seasons (2013-2017) ranks T12th among National League pitchers.
- Including the postseason, is a lifetime 26-12 with a 3.47 ERA in 59 starts (36 quality starts) at Busch Stadium... his .684 home win pct. ranks T11th in the N.L. since 2013.
- In 2015, became the first Cardinals pitcher since Joe Magrane (18 in 1989) to win 17 or more games in a season under age 24.
- Named 2013 National League Championship Series MVP throwing 13.2 scoreless innings, allowing seven hits, and striking out 13 for a 2-0 record...pitched opposite Dodgers N.L. Cy Young winner Clayton Kershaw in both starts.
- Joined Livan Hernandez (1997) and Mike Boddicker (1983) as only rookies to have won an LCS MVP award.
- Is one of 20 pitchers in MLB history to record four or more wins in a single postseason and only the third rookie pitcher joining Livan Hernandez (4, 1997) and Francisco Rodriguez (5, 2002), and the only American-born rookie pitcher to win four games in a single postseason.
- Holds the Major League rookie strikeout record for one postseason with 33 in 2013.
- Threw 30.2 innings in the 2013 postseason, marking the most by a rookie in a single postseason since the Dodgers' Fernando Valenzuela set the mark with 40.2 in 1981.
- Became the first pitcher in Cardinals history to strike out the first nine batters of a game on April 23, 2014 at NYM... also became one of eight MLB pitchers in the last 100 years to strike out 10 batters in a start that lasted 4.0 innings or fewer.
- Also became just the 4th Cardinal to strike out 10 batters in first 4.0 innings, joining Bob Gibson, Steve Carlton, and Pete Vuckovich.
- Named to the 2013 Triple-A Mid-Season All-Star Game and earned the Pacific Coast League's "Top Star" award after retiring all five batters faced in a relief appearance.



## 2017

- Matched single-season career-high (2015) with 30 starts (165.2 IP) while reaching double-digit wins (12) for the second time in his career. Also established a career best 158 strikeouts, 2nd-most on the club.
- Was one of 12 N.L. pitchers to record a complete game shutout (7/18), scattering three hits, striking out eight and allowing one walk in the 119-pitch (80 strikes) performance vs. the Mets at Citi Field. It marked his 40th career win, first career 9.0 inning effort and first professional shutout (last was in college at Texas A&M, 4/13/12 at Kansas).
- His 7/18 shutout was the Cardinals first complete game shutout on the road since Shelby Miller at Toronto (6/7/14)
- Was one of six N.L. pitchers to record at least two scoreless starts of at least 8.0 innings: 9/10 vs. PIT (8.0 IP) & 7/18 at NYM (9.0 IP). Carlos Martinez led with three.
- Pitched at least 6.0 frames in 18 outings with 15 quality starts (STL was 12-6): 11-3, 2.61 ERA (113.2 IP) 102 strikeouts.
- Allowed only 17 home runs, ranking 3rd-fewest among National League pitchers with 0.92 HR/9 IP.
- His career-high 48.6 ground ball percentage ranked 9th among National League pitchers. Induced 18 ground ball double plays and ranked 7th in the N.L. in GIDP/9.0 (0.98).
- Sported the 9th-lowest ERA (1.95) in team wins (12-0, 15 starts) among N.L. starting pitchers, but had the 7th-highest ERA (6.87) in losses (0-9, 15 starts).
- Limited the opposition to a .248 average (34-for-137) with runners in scoring position, 16th-lowest in the N.L.
- Recorded career-best 1.20 ERA (30.0 IP/4 ER) and .200 Opp. AVG (22-110) in the first inning (T1st among qualified NL starting pitchers with Colorado's Tyler Anderson). Recorded a 4.64 ERA afterwards (135.2 IP/70 ER).
- Had more success at home, ranking T7th among National League pitchers in wins (8) and 14th in ERA (3.41).
- Was one of 12 qualifying N.L. pitchers to record a perfect 1.000 fielding percentage (33 total chances).
- Opposing basestealers were successful on 14 of 17 attempts (.824) while on the mound, 6th-highest success rate among qualified N.L. pitchers.
- Opened season pitching at least 6.0 innings in initial seven starts (4/8-5/19): 2-1, 2.74 ERA, 39 strikeouts, five quality starts.
- Collected a win in his 2017 season debut vs. CIN (4/8), allowing one run on three hits with six strikeouts over 6.0 IP, a 10-4 Cardinals win.
- Excelled over an eight-start stretch from 6/21-8/8, going 6-1 with a 2.39 ERA (52.2 IP).
- Matched a career high by winning four straight starts (6/26-7/18): 1.01 ERA, 26.2 IP, 3 ER, 31 strikeouts, 5 walks.
- Ranked among N.L. leaders in July wins (4, T1st), WHIP (0.83, 2nd), average against (.186, 4th), ERA (1.93, 6th), and strikeouts (37, T6th).
- Hurlled a 2-1 win vs. WSH (7/1) on his 26th birthday, becoming the 21st Cardinals starting pitcher to win on their birthday. Pitched 6.0 shutout innings, striking out 9 with 4 hits and one walk.

## AWARDS &amp; HONORS

**National League All-Star**

2015: St. Louis

**National League Championship Series Most Valuable Player**

2013: St. Louis

**Pacific Coast League Mid-Season All-Star**

2013: Memphis (AAA)

**Triple-A All-Star Game Top Star - PCL**

2013: Memphis (AAA)

**Texas League Championship**

2012: Springfield (AA)

## CAREER MILESTONES

**Major League Debut**

May 30, 2013 vs. Kansas City

**First Major League Start**

May 30, 2013 vs. Kansas City

**First Major League Win**

June 11, 2013 at New York (N.L.)

**First Career Strikeout**May 30, 2013 vs. Kansas City  
(1st inning, Alex Gordon, swinging)**500th Career Strikeout**July 1, 2017 vs. Washington  
(4th inning, Ryan Zimmerman, looking)

- Fanned Washington's Ryan Zimmerman looking for his 500th career strikeout (7/1). Tied Steve Carlton (106 career games) as the 2nd-fastest Cardinals pitcher to 500 career strikeouts behind Lance Lynn (101 career games).
- Struck out 8 or more batters in three consecutive starts (7/1-7/18) for the first time in his career...he and Carlos Martinez (5) were the only Cardinals with three straight games of 8 or more strikeouts.
- Pitched 8.0 scoreless frames (third time in career) in St. Louis' 7-0 win vs. PIT (9/10)...scattered five hits and only one Pirate reached second base. He also added a sacrifice fly - the first of his career.

## 2016

- Pitched 27 games (24 starts) over injury-shortened season.
- Pitched at least 6.0 innings in 14 of 24 starts, with 13 quality starts (5-5, 2.97 ERA). St. Louis was 14-10 in his starts.
- Was the starting pitcher for the Cardinals Home Opener vs. MIL (4/11) firing 6.0 scoreless innings in a win.





- Threw a season-high 8.0 innings vs. PHI (5/3), allowing one run on a solo home run to Ryan Howard in a 1-0 loss.
- Took a loss in two starts in which he allowed only one run on a solo home run: 5/3 vs. PHI & 6/17 vs. TEX (R. Odor).
- Struck out a season-high nine batters at ARI (4/28), a seven-inning performance allowing three runs in a 3-0 loss.
- Led Major League pitchers with a 1.37 putout per 9.0 IP ratio. Recorded 21 putouts in 138.0 innings pitched, finishing T3rd among MLB pitchers in putouts (21).
- Earned the win in start at SD (4/23), his second career start in which did not strike out a batter (Last: at TB, 6/11/14).
- Allowed 20 runs over a three-start (12.0 IP) period (5/13-5/24). Became the first Cardinals pitcher since Mike Maroth to allow six or more runs in three consecutive starts (7/14-8/1/2007).
- Suffered career-high seven-game losing streak (4/28-6/17) over 10 starts (5 quality), with a 5.22 ERA (34 ER/58.2 IP).
- Snapped his career-long losing streak with his first win since 4/23 in his start at CHI (6/22), a 7-2 win to complete a three-game sweep of the Cubs. Threw 6.2 innings allowing two runs on three hits.
- Won last five decisions dating back to 6/22, tied for team-leading win streak, finished season T3rd-longest active.
- Missed 32 games after being placed on the 15-day disabled list with right shoulder inflammation (8/9); activated on 9/14.
- Made three September relief outings after being activated from the D.L. (15.88 ERA, 5.2 IP, 10 ER, 4 K).
- Surrendered seven runs on nine hits over 2.2 innings in relief vs. CIN (9/26), the most runs and hits allowed in relief by a Cardinals pitcher since Jake Westbrook allowed nine runs on 13 hits over 4.2 IP vs. LAD (8/7/13).

## 2015

- Made a career-high 30 starts in 2015 (previous high was 19), becoming the 21st different Cardinals pitcher (28th instance) to start 30 or more game at age 24 or under.
- Ranked among National League leaders in wins (17, 5th), winning percentage (.708, 3rd), ERA (3.38, T16th), opponent BA (.236, 9th) and WHIP (1.21, 17th).
- Led all N.L. pitchers with a 5.96 run support average. Posted a 16-0 record (Cardinals 17-1) when he received 3 runs of support or more.
- Established career highs in wins, starts, appearances (30), innings pitched and strikeouts.
- Became one of 15 pitchers in Cardinals history, 24 or younger, with 17 wins in a season, and first since Joe Magrane (18) in 1989.
- Was a manager's selection to the National League All-Star team, his first selection (did not pitch).
- Started the season 7-0 with the Cardinals winning his first nine starts.
- Ranked T2nd in the N.L. with 10 road wins (Jake Arrieta, 13), becoming the 46th Cardinals pitcher with 10 or more road wins and the first Cards pitcher with 10 road wins under age 25 since Lynn McGlothen (1974).
- Did not allow more than two earned runs in six starts from 7/27-8/28, posting a 4-0 record with an 0.92 ERA (2nd in MLB during span).

- Was 3-0 with a 1.13 ERA over five August starts (32.0 IP/4 ER) ranking 3rd in the N.L. in August ERA.
- Was the first Cardinals starter since Chirs Carpenter (12-0) & Matt Morris (8-0) in 2005 to start a season 6-0 on the road.
- Earned his 25th career win (16th in 2015) at CIN (9/13), allowing two runs on three hits in a 9-2 Cardinals victory.
- Posted a season-high, and matched his career high, with 10 strikeouts in a 4-3 loss at COL (6/9).
- Earned four milestone wins on the road: Career win No. 25 at CIN (9/13), No. 20 at CWS (7/21), No. 15 at NYM (5/19) and No. 10 at CIN (4/11).
- Tied for the Cardinals lead among pitchers with eight hits and four RBI. Recorded his first career stolen base at SD (8/23).
- Known for his starts involving weather delays, had eight weather-related delays in games he started in 2015, totaling 7 hours, 15 minutes.

**2015 POSTSEASON:** Made one start in Game 3 of the NLDS at Wrigley Field (10/12)...his first postseason start since Game 6 of the 2013 World Series...pitched 4.1 innings allowing four runs on six hits and a career-high three home runs in an 8-6 loss...has taken the loss in his last three postseason appearances since posting wins in his first four.

## 2014

- Began the season on the Opening Day roster for the first time and made a then single-season high 19 starts in an injury-shortened season.
- Placed on disabled list after 15 starts on 6/23 (retro to 6/18) with right shoulder stress reaction and missed 68 games.
- Pitched 6.0+ innings in 12 of his 19 starts, and four of his starts went into extra innings with three lasting 12 innings.
- At the time he was placed on the D.L., ranked 12th in NL in ERA (2.79) & 6th in opp. BA (.222).
- Was 5-0 with a 2.44 ERA in nine starts (55.0 IP) at Busch Stadium in 2014. Eight of the nine starts were quality starts.
- Was winless on the road, going 0-6, 4.01 ERA.
- Endured six weather delays totaling 6-hours 30-minutes during his starts.
- Made four starts in September after returning from the 60-day D.L. (9/4), going 0-1 with a 5.40 ERA over 16.2 innings with 11 strikeouts.
- Earned the win in St. Louis' home opener on 4/7 vs. CIN. Allowed the Reds one run over 6.0 IP on seven hits, as the Cardinals won 5-3.
- Struck out a career-high 10 batters at NYM (4/23) including the first nine batters of the game, becoming just the 4th Cardinal (Gibson, Carlton, Vuckovich) to strike out 10 batters in 4.0 IP and the first since Pete Vuckovich (6/3/79 vs. LAD).
- Had not allowed more than three runs in any of his first 13 starts, prior to 6/11 start. The last pitcher to allow three runs or less in 13 or more consecutive starts to begin a season was Pirates' James McDonald in 2012 (14 straight starts).
- Threw 2.0 scoreless innings in a Texas League (AA) rehab start with Springfield vs. Tulsa (8/31). Pitched to catcher Tony Cruz and allowed one hit, hurling 34 pitches (24 strikes).



**2014 POSTSEASON:** Was on the postseason roster for both the National League Division Series and N.L. Championship Series...did not make an appearance in the Division Series...used once out of the bullpen in the NLCS and surrendered the series-ending three-run home run to Travis Ishikawa in the bottom of the 9th in Game 5 at SF (10/16)...it was his first game action since Sept. 26 at ARI (20 days).

## 2013

- Rookie pitcher made nine starts for St. Louis and appeared in 15 games in only his 2nd season professionally.
- Purchased on 5/30 and made his Major League debut that night vs. KC...did not get a decision in a game that featured 5:32 in rain delays...allowed just one run on two hits in 7.0 IP with six strikeouts.
- Struck out Alex Gordon (swinging) for his first Major League strikeout, his first batter faced.
- In his final regular season start vs. WSH (9/24), threw 8.2 innings of no-hit ball, before allowing an infield single to Ryan Zimmerman...walked two and struck out a season high nine batters in the win (2-0).
- Went 2-1, 2.15 ERA in 10 appearances at home (6 starts) and 2-0, 4.34 in five road games (3 starts)...record was 2-1, 2.65 ERA in six home starts and 1-0, 3.24 ERA in three road starts.
- Compiled a 23.2 IP scoreless streak (8/22-9/14), spanning six outings (3 starts, 3 relief apps.), 2nd longest on team in 2013.
- Recorded 65 strikeouts in 64.1 Major League innings.
- Became the third Cardinals pitcher to make his Major League debut in a start during 2013 season, joining left-handed pitchers John Gast and Tyler Lyons.
- Became the fastest Cardinal pitcher to debut following his draft since Cris Carpenter (drafted in 1987 and debuted 5/14/88).
- After 5/30 purchase, stayed with the big league club until an option to Memphis (6/13), then recalled on two more occasions (8/10-29, 9/3-end of season).
- Earned his first MLB win 6/11 at NYM, 9-2, allowing two runs in 6.0 innings.
- Struck out career high seven batters over 4.0 relief innings vs. CIN (8/28).
- Posted a 9-2 win vs. PIT (9/8), working 7.0 scoreless innings to extend his shutout streak to 19.2 IP...had a two-RBI single in 5th inning of that win.
- Began the season at Memphis (AAA) and was 5-3 with a 2.65 ERA in 15 starts...yielded three runs or less in 14 of 15 starts (seven quality).
- Walked just 19 and had 73 strikeouts (3.8 K/BB ratio).
- Earned first professional win at Oklahoma City (4/13), tossing 5.0 IP allowing two runs.
- Was 3-0 with a 1.86 ERA (29.0 IP) in five April starts.
- Struck out a season-high nine batters over 5.1 innings in loss at Iowa (7/2).

**2013 POSTSEASON:** Made five postseason starts posting a 4-1 record with a 2.64 ERA, not losing until Game 6 of the World Series...became the 11th rookie pitcher to start a postseason game for the Cardinals...set the MLB rookie postseason record with 33 strikeouts...the 33 strikeouts in a single postseason ranks 3rd in Cardinals history behind Bob Gibson (35, 1968) and Adam Wainwright (34, 2013)...became the first American-born rookie pitcher to win four games in a single postseason...his four wins in a single postseason makes him one of 18 instances in MLB history, tying Chris Carpenter (2011) as the only two Cardinals pitchers to win four games in a single postseason...his 30.2 innings ranks him second all-time for innings by a rookie pitcher in the postseason (Valenzuela, 40.2, 1981)...threw 7.1 no-hit innings in his postseason debut at PIT (10/7) before Pedro Alvarez hit a solo home run to break up the no-hitter and shutout, but earned the critical Game 4 NLDS win while striking out a career-high nine...struck out eight in Game 2 of NLCS vs. LA (10/12), scattering five hits over 6.2 innings for the win...threw 7.0 scoreless innings of two-hit ball in NLCS Game 6 vs. LA (10/18) to clinch N.L. pennant...earned his first World Series win in Game 2 at BOS (10/24), tossing 6.0 innings and allowing two runs on three hits with six strikeouts...his loss in Game 6 of World Series was his shortest start of the season (3.2 IP), regular or postseason.

## MINOR LEAGUE HIGHLIGHTS

- In 2012, made professional debut on 7/11 at the Gulf Coast League (R) level and ascended to Springfield (AA) by 8/19.
- Struck out 53.3% of 75 total batters faced.
- Appeared in 11 games over the three levels, totaling 21.0 innings and striking out 40 batters for an outstanding 17.1 strikeouts/9 IP ratio.
- Tallied a 10:1 strikeout to walk ratio, striking out three or more batters in 10 of 11 relief appearances.
- Appeared in three games at Gulf Coast League.
- Struck out three in 2.0 IP in pro debut vs. GCL Astros (7/11).
- Promoted to Palm Beach (7/30) and struck out five batters over 2.0 IP in his first appearance.
- Completed stay in the Florida State League with 16 strikeouts over 8.0 innings in four appearances, allowing just one hit to 26 total batters faced...
- Made jump to Springfield (8/19) and finished the season with the Texas League Champions.
- Struck out 17 batters over 8.0 innings in Springfield, allowing one run on three hits.
- Fanned six over 3.0 innings in his Double-A debut vs. Corpus Christi (8/19).
- Made two appearances in the Texas League playoffs and struck out five batters over 2.0 scoreless innings, permitting just two hits.
- Rated as the sixth-best prospect in the Cardinals organization by *Baseball America*.
- Rated as the "Best Change Up" in the Cardinals organization by *Baseball America's* "Best Tools" survey following the season.

**BACKGROUND / PERSONAL**

- Was a two-time All-State selection at Pleasant Grove (TX) High School, leading the team to a state runner-up appearance his junior season while posting a 16-3 record on the mound and first team all-state accolades...followed it up with a state semi-final appearance his senior year.
- Received first team academic all-state honors in basketball. Played college baseball at Texas A&M University (2010-12).
- Finished with a 27-7 career record at Texas A&M with a 2.53 ERA (348.2 IP) and 336 strikeouts, ranking 4th all-time on the Aggies in strikeouts, T6th in wins and 10th in ERA.
- Earned the win his sophomore year at #6 Florida State in the Tallahassee Super Regional to send the Aggies to the College World Series.
- Lost his only start in Omaha to #8 California...defeated Miami-FL as a freshman in the Coral Gables Regional.
- His brother, Lucas, played linebacker for the Univ. of Wyoming football team...signed with the Dallas Cowboys as a non-drafted free agent in 2017.
- His sister, Brette, plays on the women's basketball team at Southern Arkansas University.
- His uncle, Dusty Rogers, played in the Cincinnati Reds organization (1984-88).
- Resides in Texarkana, Texas.



WACHA



# ADAM WAINWRIGHT

# 50

HEIGHT	WEIGHT	BATS/THROWS	BIRTH DATE	ML SERVICE
6-7	220	R/R	8/30/81	12.027

**FULL NAME:** Adam Parrish Wainwright

**BORN:** Brunswick, Georgia

**OPENING DAY AGE:** 36 (Turns 37 on August 30)

**BECAME CARDINAL:** Acquired from Atlanta Braves with RHP Jason Marquis and LHP Ray King in exchange for J.D. Drew and Eli Marrero, December 13, 2003

**CONTRACT STATUS:** Signed through 2018

**MLB DEBUT:** September 11, 2005 at New York Mets

**PITCHER**



## COMPLETE RECORD

Year Team	W-L	ERA	G	GS	CG	GF	SHO	SV	IP	H	R	ER	HR	HBP	BB	IBB	SO	WP	BK	BA
2000 GCL Braves	4-0	1.13	7	5	0	1	0	0	32.0	15	5	4	1	0	10	0	42	1	1	.136
Danville	2-2	3.68	6	6	0	0	0	0	29.1	28	13	12	3	1	2	0	39	1	0	.252
2001 Macon	10-10	3.77	28	*28	1	0	0	0	164.2	144	89	69	9	8	48	1	*184	9	2	.230
2002 Myrtle Beach	9-6	3.31	28	*28	1	0	0	0	163.1	149	67	60	7	10	66	0	*167	11	3	.240
2003 Greenville	10-8	3.37	27	27	1	0	0	0	149.2	133	59	56	9	7	37	0	128	4	2	.242
2004 Memphis	4-4	5.37	12	12	0	0	0	0	63.2	68	47	38	12	3	28	0	64	2	1	.280
2005 Memphis	10-10	4.40	29	*29	0	0	0	0	*182.0	*204	98	89	18	5	51	0	147	*12	1	.282
ST. LOUIS	0-0	13.50	2	0	0	1	0	0	2.0	2	3	3	1	0	1	0	0	0	0	.250
2006 ST. LOUIS	2-1	3.12	61	0	0	10	0	3	75.0	64	26	26	6	4	22	2	72	3	0	.230
2007 ST. LOUIS	14-12	3.70	32	32	1	0	0	0	202.0	212	93	83	13	9	70	4	136	6	0	.269
2008 ST. LOUIS	11-3	3.20	20	20	1	0	0	0	132.0	122	51	47	12	3	34	1	91	3	0	.245
Memphis#	0-1	12.27	2	2	0	0	0	0	3.2	8	5	5	1	0	1	0	3	0	0	.444
Springfield#	0-0	0.00	1	1	0	0	0	0	4.2	4	0	0	0	0	0	0	7	0	0	.222
2009 ST. LOUIS	*19-8	2.63	34	*34	1	0	0	0	*233.0	216	75	68	17	3	66	1	212	7	0	.244
2010 ST. LOUIS	20-11	2.42	33	33	5	0	2	0	230.1	186	68	62	15	4	56	2	213	2	0	.224
2011 ST. LOUIS	INJURED - DID NOT PITCH																			
2012 ST. LOUIS	14-13	3.94	32	32	3	0	2	0	198.2	196	96	87	15	6	52	3	184	5	2	.259
2013 ST. LOUIS	+19-9	2.94	+34	34	*5	0	+2	0	*241.2	*223	83	79	15	6	35	2	219	5	0	.248
2014 ST. LOUIS	20-9	2.38	32	32	5	0	+3	0	227.0	184	64	60	10	7	50	5	179	4	1	.222
2015 ST. LOUIS	2-1	1.61	7	4	0	2	0	0	28.0	25	7	5	0	0	4	0	20	0	0	.238
2016 ST. LOUIS	13-9	4.62	33	33	1	0	1	0	198.2	*220	108	*102	22	5	59	4	161	1	0	.287
2017 ST. LOUIS	12-5	5.11	24	23	0	0	0	0	123.1	140	73	70	14	5	45	4	96	2	0	.286
<b>MINOR TOTALS</b>	<b>49-41</b>	<b>3.78</b>	<b>140</b>	<b>138</b>	<b>3</b>	<b>1</b>	<b>0</b>	<b>0</b>	<b>793.0</b>	<b>753</b>	<b>383</b>	<b>333</b>	<b>60</b>	<b>34</b>	<b>243</b>	<b>1</b>	<b>781</b>	<b>40</b>	<b>10</b>	<b>.249</b>
<b>MAJOR TOTALS</b>	<b>146-81</b>	<b>3.29</b>	<b>344</b>	<b>277</b>	<b>22</b>	<b>13</b>	<b>10</b>	<b>3</b>	<b>1891.2</b>	<b>1790</b>	<b>747</b>	<b>692</b>	<b>140</b>	<b>52</b>	<b>494</b>	<b>28</b>	<b>1583</b>	<b>38</b>	<b>3</b>	<b>.251</b>

\* Led League

+ Tied for League Lead

# Injury Rehabilitation Assignment

**Note:** Major League Uniform Numbers Worn: 60 (2005), 50 (2006-present)



## DIVISION SERIES RECORD

Year Team	W-L	ERA	G	GS	CG	GF	SHO	SV	IP	H	R	ER	HR	HBP	BB	IBB	SO	WP	BK	BA
2006 STL vs. SD	0-0	0.00	3	0	0	3	0	1	3.2	3	0	0	0	0	0	0	6	0	0	.214
2009 STL vs. LA	0-0	1.13	1	1	0	0	0	0	8.0	3	1	1	1	1	1	0	7	0	0	.111
2012 STL vs. WSH	0-0	7.88	2	2	0	0	0	0	8.0	13	7	7	3	0	3	0	15	1	0	.351
2013 STL vs. PIT	2-0	1.13	2	2	1	0	0	0	16.0	11	2	2	1	0	1	0	15	0	0	.196
2014 STL vs. LAD	0-0	12.46	1	1	0	0	0	0	4.1	11	6	6	1	1	1	0	5	1	0	.500
2015 STL vs. CHI	0-0	1.69	3	0	0	0	0	0	5.1	3	1	1	1	0	0	0	6	0	0	.167
<b>D.S. TOTALS</b>	<b>2-0</b>	<b>3.38</b>	<b>12</b>	<b>6</b>	<b>1</b>	<b>3</b>	<b>0</b>	<b>1</b>	<b>45.1</b>	<b>44</b>	<b>17</b>	<b>17</b>	<b>7</b>	<b>2</b>	<b>6</b>	<b>0</b>	<b>54</b>	<b>2</b>	<b>0</b>	<b>.253</b>

## LEAGUE CHAMPIONSHIP SERIES RECORD

Year Team	W-L	ERA	G	GS	CG	GF	SHO	SV	IP	H	R	ER	HR	HBP	BB	IBB	SO	WP	BK	BA
2006 STL vs. NY	0-0	0.00	3	0	0	3	0	2	3.0	2	0	0	0	0	1	0	4	0	0	.182
2012 STL vs. SF	1-0	1.29	1	1	0	0	0	0	7.0	4	1	1	1	0	0	0	5	0	0	.160
2013 STL vs. LAD	0-1	2.57	1	1	0	0	0	0	7.0	6	2	2	0	0	0	0	5	0	0	.231
2014 STL vs. SF	0-1	3.09	2	2	0	0	0	0	11.2	10	5	4	1	0	5	0	9	0	0	.227
<b>L.C.S. TOTALS</b>	<b>1-2</b>	<b>2.20</b>	<b>7</b>	<b>4</b>	<b>0</b>	<b>3</b>	<b>0</b>	<b>2</b>	<b>28.2</b>	<b>22</b>	<b>8</b>	<b>7</b>	<b>2</b>	<b>0</b>	<b>6</b>	<b>0</b>	<b>23</b>	<b>0</b>	<b>0</b>	<b>.208</b>

## WORLD SERIES RECORD

Year Team	W-L	ERA	G	GS	CG	GF	SHO	SV	IP	H	R	ER	HR	HBP	BB	IBB	SO	WP	BK	BA
2006 STL vs. DET	1-0	0.00	3	0	0	3	0	1	3.0	2	0	0	0	0	1	0	5	1	0	.182
2013 STL vs. BOS	0-2	4.50	2	2	0	0	0	0	12.0	14	8	6	0	0	2	0	14	0	0	.286
<b>W.S. TOTALS</b>	<b>1-2</b>	<b>3.60</b>	<b>5</b>	<b>2</b>	<b>0</b>	<b>3</b>	<b>0</b>	<b>1</b>	<b>15.0</b>	<b>16</b>	<b>8</b>	<b>6</b>	<b>0</b>	<b>0</b>	<b>3</b>	<b>0</b>	<b>19</b>	<b>1</b>	<b>0</b>	<b>.267</b>

## ALL-STAR GAME RECORD

Year Team	W-L	ERA	G	GS	CG	GF	SHO	SV	IP	H	R	ER	HR	HBP	BB	IBB	SO	WP	BK	BA
2010 National	0-0	0.00	1	0	0	0	0	0	1.0	1	0	0	0	0	1	0	2	0	0	.250
2013 National	Eligible - Did Not Pitch																			
2014 National	0-0	27.00	1	1	0	0	0	0	1.0	3	3	3	1	0	0	0	2	0	0	.500
<b>ALL-STAR TOTALS</b>	<b>0-0</b>	<b>13.50</b>	<b>2</b>	<b>1</b>	<b>0</b>	<b>0</b>	<b>0</b>	<b>0</b>	<b>2.0</b>	<b>4</b>	<b>3</b>	<b>3</b>	<b>1</b>	<b>0</b>	<b>1</b>	<b>0</b>	<b>4</b>	<b>0</b>	<b>0</b>	<b>.400</b>

## REGULAR SEASON FIELDING RECORD

Position	PCT	G	PO	A	E	TC	DP
Pitcher	.984	344	173	248	7	428	25

Rawlings Gold Glove award winner in 2009 and 2013.

**Note:** Led N.L. pitchers in total chances (61), fielding pct. (1.000) and double plays (6) in 2013.

Tied for 1st among MLB pitchers in fielding pct. (1.000) in 2016 & 2017.

## REGULAR SEASON BATTING RECORD

Year Team	AVG	G	AB	R	H	2B	3B	HR	RBI	SH	SF	HBP	BB	IBB	SO	SB	CS	GDP	SLG	OBP	E
2017 ST. LOUIS	.262	26	42	7	11	2	0	2	11	7	0	0	1	0	15	0	0	2	.452	.279	0
<b>MAJOR TOTALS</b>	<b>.204</b>	<b>370</b>	<b>624</b>	<b>48</b>	<b>127</b>	<b>34</b>	<b>2</b>	<b>10</b>	<b>68</b>	<b>53</b>	<b>2</b>	<b>0</b>	<b>22</b>	<b>0</b>	<b>198</b>	<b>0</b>	<b>2</b>	<b>9</b>	<b>.313</b>	<b>.230</b>	<b>7</b>

**Home Runs:** 5/24/06 at SF (N. Lowry, 5th inning, solo), 8/5/07 at WSH (M. Chico, 4th inning, solo); 4/16/08 vs. MIL (C. Villanueva, 2nd inning, solo); 5/26/09 at MIL (J. Suppan, 4th inning, solo), 8/14/09 vs. SD (M. Latos, 3rd inning, solo), 9/5/12 vs. NYM (R. Dickey, 3rd inning, solo), 5/2/16 vs. PHI (J. Hellickson, 4th inning, 3-run \*into 2nd deck\*), 8/2/16 at CIN (D. Straily, 3rd inning, solo), 4/21/17 at MIL (W. Peralta, 3rd inning, 2-run) and 6/1/17 vs. LAD (B. McCarthy, 2nd inning, 2-run).

**Note:** Hillerich & Bradsby Louisville Silver Slugger award winner in 2017.



### 2017 SEASON HIGHS

**Most IP (Starter):** 7.2, 7/22 at Chicago Cubs.  
**Most IP (Relief):** 2.0, 9/23 at Pittsburgh.  
**Most Strikeouts (Starter):** 9, 4/21 at Milwaukee.  
**Most Walks:** 5, 8/6 at Cincinnati.  
**Most Runs Allowed:** 9, twice. Last: 6/17 at Baltimore.  
**Most Hits Allowed:** 11, 4/10 at Washington.  
**Most HRs Allowed:** 3, 6/17 at Baltimore.  
**Longest Winning Streak:** 6 games, 4/21-6/1.  
**Longest Losing Streak:** 3 games, 4/4-16.  
**Longest Scoreless Streak:** 16.1 IP, 5/21-6/1.

### CAREER HIGHS

**Most IP (Starter):** 9.0, 20 times. Last: 7/16/16 at Miami.  
**Most IP (Relief):** 3.0, two times. Last: 5/24/06 at San Francisco.  
**Most Strikeouts (Starter):** 12, five times. Last: 5/25/14 at Cincinnati.  
**Most Strikeouts (Relief):** 4, 8/30/06 vs. Florida.  
**Most Walks (Starter):** 5, seven times. Last: 8/6/17 at Cincinnati.  
**Most Walks (Relief):** 2, four times. Last: 7/15/06 vs. LA Dodgers.  
**Most Runs Allowed (Starter):** 9, four times. Last: 6/17/17 at Baltimore.  
**Most Runs Allowed (Relief):** 4, 8/13/06 at Pittsburgh.  
**Most Hits Allowed (Starter):** 12, four times. Last: 5/27/13 at KC.  
**Most Hits Allowed (Relief):** 4, three times. Last: 8/13/06 at Pittsburgh.  
**Most HRs Allowed:** 3, eight times. Last: 6/17/17 at Baltimore.  
**Longest Winning Streak:** 9 games, 6/7/08-4/29/09.  
**Longest Losing Streak:** 4 games, 8/18-9/4/10.  
**Longest Scoreless Streak:** 26.0 IP, 7/4-27/10.  
**Complete Games:** 22. Last: 7/16/16 vs. Miami (9.0 IP).  
**Low-Hit Complete Game:** 1, 5/20/14 vs. Arizona.  
**Shutouts:** 10. Last: 7/16/16 vs. Miami.  
**10+ Strikeout Games:** 9. Last: 5/25/14 at Cincinnati (12).  
**Last Relief Appearance:** 9/23/17 at Pittsburgh.

### CAREER TRANSACTIONS

- Selected by the Atlanta Braves in the first round (29th player overall) of the June, 2000 First-Year Player Draft.
- Acquired by the St. Louis Cardinals along with LHP Ray King and RHP Jason Marquis in exchange for OF J.D. Drew and OF Eli Marrero, December 13, 2003.
- Signed a four-year contract extension with St. Louis that includes two club options, March 20, 2008.
- On St. Louis disabled list (right middle finger sprain), June 8 - August 22, 2008; included rehabilitation assignments at Memphis (AAA) and Springfield (AA).
- On St. Louis disabled list (right elbow surgery), March 25 - end of season, 2011.
- Signed a five-year contract extension with St. Louis, March 28, 2013.
- On St. Louis disabled list (ruptured right Achilles), April 26 - September 29, 2015.
- On St. Louis disabled list (mid-back tightness), July 25 - August 5, 2017.
- On St. Louis disabled list (right elbow impingement), August 18 - September 18, 2017.

### CAREER NOTES

- Ranks 2nd among Cardinals all-time strikeout leaders with 1,583, trailing only Bob Gibson (3,117).
- His 146 career wins rank 5th all-time in Cardinals history.
- He and Yadier Molina have been a starting battery for 237 career games, the most in Cardinals history (surpassed Bob Gibson & Tim Lincecum's 198 on 6/15/16) and the most for any tandem since Tom Glavine and Javy Lopez had 248 games together for the Braves from 1994-2002 (*Elias*).
- Ranks 6th among all Cardinals pitchers in franchise history with a 3.29 ERA and 8th with 1,891.2 innings pitched.
- Has faced every MLB team except St. Louis in his career.
- Owens the most career wins at Busch Stadium III at 78 and has 3rd-lowest ERA at 2.81 (min. 200 IP).
- His 3.29 career ERA ranks 5th among all active pitchers to Clayton Kershaw (2.36), Madison Bumgarner (3.01), Felix Hernandez (3.20) and David Price (3.22).
- Among active MLB pitchers, ranks 4th in winning percentage (.643), 7th in wins (146), 13th in strikeouts (1,583), 5th in complete games (22) and 4th in shutouts (10).
- Has 80 wins since 2012, ranking T10th among National League pitchers.

### ACTIVE ERA LEADERS (MIN. 1,500 IP)

Player - Team(s)	ERA	Seasons
Clayton Kershaw - LAD	2.36	2008-17
Madison Bumgarner - SF	3.01	2009-17
Felix Hernandez - SEA	3.20	2005-17
David Price - TB, DET, TOR, BOS	3.22	2008-17
<b>Adam Wainwright - STL</b>	<b>3.29</b>	<b>2005-17</b>

- Has a career .655 home win pct. (78-41), 8th among active National League pitchers. The 78 home wins rank 2nd to Clayton Kershaw (80).
- Ranks 2nd in MLB with 19 complete games since 2010 (Kershaw 25), including a career high five in 2010, 2013 and 2014.
- Since 2010, ranks 14th in ERA (3.35) and 2nd in shutouts (10), 13th in wins (100) despite missing the entire 2011 season to injury and most of 2015.
- Posted a sub-3.00 ERA in 2009 (2.63), 2010 (2.42), 2013 (2.94) & 2014 (2.38).
- Has two 20-win seasons (2010 & 2014) and two 19-win seasons (2009 & 2013).



- Has had three 200+ strikeout seasons (2009, 2010, 2013).
- In 2014, finished 3rd in the National League Cy Young vote after placing 2nd to Clayton Kershaw in 2013. Also finished 2nd in 2010 behind Roy Halladay.
- Finished third in the National League Cy Young vote after the 2009 season, despite receiving the most first-place votes of any player. His finish was just four points shy of teammate Chris Carpenter for 2nd place and 10 behind Cy Young winner Tim Lincecum (SF Giants) for the second-tightest vote in the history of the award.
- Selected as the starting pitcher for the National League in the 2014 All-Star Game in Minnesota. It was his third time selected to the All-Star Game, second appearance in the game (2010) and first as the starting pitcher. He was the first Cardinals pitcher to start the All-Star Game since Chris Carpenter in 2005.
- In his first All-Star Game appearance in 2010 in Anaheim, pitched a perfect 7th and fanned two in the N.L. win. Was named to the 2013 N.L. All-Star team by his peers, but did not pitch.
- He's the first STL pitcher since Steve Carlton to have three seasons with 10 or more road wins (RHP, Bob Gibson-7). Only C.C. Sabathia (5), Bartolo Colon (3), Roy Halladay (3) and David Price (3) have had three or more seasons of 10+ road wins since 2000.
- Winner of the 2009 and 2013 Rawlings Gold Glove awards as voted on by N.L. managers & coaches. Was flawless in his N.L.- leading 61 total chances in 2013 and had 56 errorless chances in 2009. Has committed one error or less in 9 of 10 full seasons (most was 2 in 2007).
- Won his first Louisville Silver Slugger award following the 2017 season in which he led N.L. pitchers with a .262 average with 11 hits, 11 RBI (T1st) and 2 home runs.
- Leads active MLB pitchers in career hits (127), RBI (68), doubles (34), and extra base hits (46), is 3rd in homers (10), T4th in triples (2), 4th in sacrifice hits (53), 3rd in BA (.204), 4th in OBP (.230) and 5th in slug. (.313) (min. 200 AB).
- Is the only active Major League pitcher with multiple 10-plus RBI seasons (2016-17).
- Collected 29 RBI over the past two seasons (2016-17), including 27 in games in which he was pitching. That RBI total marks the most by a pitcher over two consecutive seasons since Steve Carlton had 28 for the Phillies in 1977 and 1978, and the most by a Cardinals pitcher since Bob Gibson had 29 in 1970 and 1971 (*Elias*).
- Has driven in at least two runs in 15 career starts (St. Louis is 15-0), most among active pitchers (Madison Bumgarner is second with 13). Eight of those starts have come since the beginning of the 2016 season. The last pitcher with at least eight starts of this type over a two-season span was Bob Gibson in 1970-71 (St. Louis 8-0) (*Elias*).
- Was the 2015 recipient of the prestigious Hutch Award, presented annually to the active player who perseveres through adversity.
- Missed the entire 2011 season after elbow ligament replacement surgery on his right elbow on 2/28/11.

## AWARDS & HONORS

### World Series Championship

2006: St. Louis  
2011: St. Louis

### National League All-Star

2010: St. Louis  
2013: St. Louis  
2014: St. Louis

### Louisville Silver Slugger Award - Pitcher

2017: St. Louis

### Rawlings National League Gold Glove Award - Pitcher

2009: St. Louis  
2013: St. Louis

### National League Pitcher of the Month

2013: St. Louis - June  
2014: St. Louis - September

### National League Pitcher of the Week

2014: St. Louis - 5/19-5/25

### MLBPA Players Choice Award Outstanding Pitcher

2009: St. Louis

### Darryl Kile Award

2008: St. Louis

### Hutch Award

2015: St. Louis

### Roberto Clemente Award Nominee

2015: St. Louis  
2016: St. Louis  
2017: St. Louis

### Pacific Coast League Pitcher of the Week

Memphis (AAA) - August 29-September 4

### All-Star Futures Game Selection

2002: Myrtle Beach (High-A Braves)

### Gulf Coast League Pitcher of the Week

2000: Gulf Coast Braves (R) - July 17-23

- Two-time Comeback Player of the Year (2012 & 2015) and Baseball Man of the Year (2013 & 2014) by St. Louis chapter of BBWAA.
- Recipient of the 2008 Darryl Kile Award, voted on by his teammates.



## 2017

- Named National League Louisville Silver Slugger award winner, his first career. Co-led Major League pitchers in RBI (11, Carlos Martinez) and runs scored (7), ranked T2nd in extra-base hits (4) and home runs (2), T4th in doubles (2), and T7th in hits (10).
- Shared the team lead in wins (12) while making 24 appearances (23 starts) during an injury-shortened season.
- Was 8-1 with a 3.08 ERA in 11 home starts (64.1 IP). His .889 home win pct. ranked T2nd in the N.L. Was 5-0 with a 1.16 ERA (31.0 IP/4 ER) in five day starts at home.
- Was one of 12 N.L. pitchers to record a perfect 1.000 fielding percentage (37 total chances).
- Won 10+ games prior to the All-Star Break for the 5th time in his career despite beginning the year with three-straight losses for the third time (2012, 2016-17) in his career.
- Fanned Jacoby Ellsbury (4/16 at NYY) for his 1,500th career strikeout; part of a strike-them-out, throw-them-out double play as Yadier Molina nabbed Aaron Hicks attempting to steal second base.
- Joined Bob Gibson as the only Cardinals pitchers in history to reach 1,500 strikeouts. Is one of 24 active pitchers with 1,500 strikeouts.
- Collected career win No. 135 at MIL on 4/21, pushing him past Dizzy Dean (1930, '31-37) for 6th place on St. Louis all-time leaderboard.
- Matched career-high 4 RBI in win 4/21 at MIL (2nd of career, 9/20/16 at COL), highlighted by go-ahead, 2-run HR into leftfield second deck off Wily Peralta. Also added two-run single for his 19th career 2-hit game (9th all-time among Cards pitchers). The only other Cardinals pitcher with two wins in which he had at least four RBIs was Bob Gibson, (four times) (*Elias*).
- Picked up 2nd straight win in Game 2 of St. Louis 4/27 doubleheader sweep of TOR, while passing Harry Brecheen's (1940, '43-52) 1790.1 innings pitched for 8th all-time in Cards franchise history.
- Was 3-0, 2.64 ERA (30.2 IP) in five May starts, one of five pitchers with perfect win pct (min 4 GS).
- Allowed one run over a 4-start stretch (26.1 IP, 0.34 ERA) from 5/14-6/1 that included a 16.1 IP scoreless streak.
- Had six-game win streak 4/21-6/1 which was tied for the longest win streak in National League at the time.
- Underwent arthroscopic surgery on 10/3 to trim a small piece of cartilage from his right elbow (same procedure following 2014 season).
- For the third straight year, named Cardinals nominee for the Roberto Clemente Award, which recognizes a player from each MLB Club who best represents the game of Baseball through extraordinary character, community involvement, philanthropy and positive contributions, both on and off the field.

## 2016

- Made a team-leading 33 starts, his most since 34 starts in 2013.

## CAREER MILESTONES

### Major League Debut

September 11, 2005 at New York Mets

### First Major League Start

April 6, 2007 at Houston

### First Major League Win

May 9, 2006 vs. Colorado

### First Major League Save

May 19, 2006 at Kansas City

### First Career Strikeout

April 3, 2006 at Philadelphia  
(8th inning, David Dellucci, looking)

### 1,000th Career Strikeout

June 13, 2013 at New York Mets  
(1st inning, David Wright, looking)

### 100th Career Win

March 31, 2014 at Cincinnati

### 1,500th Career Strikeout

April 16, 2017 at New York Yankees  
(1st inning, Jacoby Ellsbury, swinging)

### Hitting

#### First Major League Hit / Home Run

May 24, 2006 at San Francisco  
(Noah Lowry, 5th inning, solo)

- Ranked among National League leaders in batters faced (847, 5th), innings pitched (198.2, 7th) and starts (T3rd). Also paced N.L. pitchers in hits (220) earned runs (102) and doubles allowed (48).
- Notched 8th career season with 10 or more wins, tying Bill Sherdel (1920-29) and Bill Doak (1914-22) for 4th-most in Cards history (Bob Gibson leads with 14). Has posted 10 or more wins in each season with 10 or more starts.
- Pitched at least 6.0 innings in 21 of 33 starts, and 18 were quality starts. St. Louis was 22-11 in his starts.
- Finished 7th among N.L. pitchers with a 55.6% stolen base rate, allowing five steals in nine attempts.
- Named 2016 Rawlings N.L. Gold Glove Award finalist. Was one of six qualified N.L. pitchers to record a perfect 1.000 fielding percentage (41 total chances) (min. 30 TC/162 G).
- Ranked 3rd in the N.L. in double plays induced (27) and 2nd in GDP/9 IP (1.22).
- Ranked 11th among National League pitchers in fewest HR/9 IP (1.00), yet yielded a career-high 22 home runs. Did not allow a home run over a nine-start stretch from 6/3-7/21 (66.2 IP), the longest homerless streak by a N.L. pitcher in 2016.





- Went 5-0 over a seven-start span (4/27-5/28), his five-game win streak tied for the longest by a Cardinal in 2016 (Wacha).
- Allowed seven runs (six earned) over 5.0 IP for a win in STL's 12-10 victory at Angels (5/12), marking the 13th career outing allowing seven or more runs, but first occurrence picking up the win (Cards are 2-11). It was also just the 4th time since 1984 a Cardinals starter had allowed seven or more runs and still received the win; since 1931, only teammate Lance Lynn (2013) did so pitching 5.0 innings as well.
- Went 3-1 with a 1.77 ERA (35.2 IP/ 7 ER) in July, ranking 7th in MLB ERA during the month.
- Was one of 18 N.L. pitchers to record a complete game shutout, firing a three-hit shutout (120 pitches) vs. MIA (7/16).
- Posted an 18.0-inning scoreless streak from 7/7-21, the longest by a Cardinals pitcher in 2016.
- Allowed a season-high 26 runs (21 earned) in six August starts (31.0 IP), his most allowed surpassing 24 from August 2014.
- Picked up 14th career win vs. Milwaukee on 9/10 holding the Brewers to a run on six hits in 8.0 innings. His 14 wins over Milwaukee lead all active pitchers and are his most vs. an opponent in his career.
- Led Major League pitchers in RBI (18), doubles (7), extra-base hits (10). Ranked T1st in triples (1), T3rd in home runs (2) and T6th in hits (13).
- Ten of his 13 hits went for extra bases (7 doubles, 1 triple, 2 homers).
- Became first Cards pitcher in franchise history to record four three-RBI games in one season, and the first in MLB since Don Newcombe had four in 1955 (Wes Ferrell, 5, 1931, MLB record). His 18 RBI were most by Cards pitcher since Bob Gibson's 19 in 1965 and 1970.
- Hit a three-run triple in 4/27 outing at ARI, the second three-bagger of his career (last 10/2/09 vs. MIL, Braden Looper).
- Doubled and slugged his 7th career home run vs. PHI (5/2), a three-run shot into Big Mac Land. The last Cards pitcher with a homer, double and 3 RBI in a game was Chris Carpenter at CIN (10/1/2009).
- Recorded an extra base hit in four straight plate appearances (triple, home run, double, double) over three-game period (4/27-5/7) to become the second pitcher since 1900 to record an extra-base hit in four consecutive at-bats (Snake Wiltse, Philadelphia A's, 8/10/1901 vs. the Senators, all in one game). (*Elias*)
- Hit a pinch-hit, game-winning, two-run double in the 12th inning of STL's extra-inning 9-3 win over PIT at PNC Park (6/10).
- With double on 9/5 at PIT, became first pitcher in modern MLB history to produce extra-bases on nine consecutive hits, passing record owned by current teammate Mike Leake, who recorded extra bases on eight straight hits from 2014-15 (w/ Cincinnati) (*Elias*).
- While earning a win in his start at COL (9/20), was 2-for-2 at the plate with a double and career-high 4 RBI. Became the 25th pitcher in Cardinals history with 4 or more RBI in a game and the most recent since Jake Westbrook (8/31/2011).

## CARDINALS BATTERY MATES

### Top Pitching & Catching Tandems in Franchise History

Tandem (Cardinals Tenure)	Starts
1. Adam Wainwright & Yadier Molina (2005-present)	237
2. Bob Gibson & Tim McCarver (1959-69, '73-74)	197
3. Bob Forsch & Ted Simmons (1974-80)	174

- Named the Cardinals 2016 nominee for the prestigious Roberto Clemente Award, recognizing a player from each MLB Club who best represents the game of Baseball through extraordinary character, community involvement, philanthropy and positive contributions, both on and off the field.

## 2015

- Made four starts before landing on the disabled list with a ruptured right Achilles; injury occurred while batting during his 4/25 start at MIL (top of the 5th).
- Was ranked among the National League leaders with a 1.44 ERA at the time of the injury.
- Missed 142 games before being activated on 9/30, and appearing in relief for one inning allowing one run
- Marked his first relief app. since Game 5 of the 2006 World Series (10/27/06) and his first regular season relief appearance since 9/30/06 vs. MIL.
- Was the Cardinals Opening Day starting pitcher at Wrigley Field on 4/5 (his 4th career Opening Day start) and hurled 6.0 scoreless innings, five hits, no walks with six strikeouts at CHI (4/5) in the season opener on ESPN Sunday Night baseball.
- Made the home opening start at Busch Stadium vs. MIL on 4/13 and had a career-high scoreless streak of 27.0 innings snapped, dating back to 9/12/14 vs. COL.
- Made his 3rd start of the season on ESPN Sunday Night Baseball 4/19 vs. CIN, tossing 8.0 innings allowing one run in a 2-1 Cardinals win, posting a game time of 2:02, the fastest game of the Cardinals season
- Made three relief appearances over the final five games of the regular season, two scoreless.

**2015 POSTSEASON:** Appeared in the final three games of the Division Series vs. Chicago...pitched 1.2 scoreless innings in Game 2 loss...allowed a home run to J. Soler in Game 3 on his first pitch thrown, a two-run homer as an inherited runner scored... pitched 2.0 innings in the Game 4 loss, retiring all six batters faced.

## 2014

- Finished 3rd in the N.L. Cy Young vote (Clayton Kershaw & Johnny Cueto) and 8th in N.L. MVP vote.
- Started 32 games, marking his 6th career season and 3rd consecutive to start 30 or more games.
- Posted a 20-9 record, his second season with 20 wins (2010); became the first Cardinals pitcher since Joaquin Andujar (1984-85) to win 20 games in two different seasons.



### CARDINALS ALL-TIME PITCHING LEADERS

Rank	Wins	Cardinals Tenure
1. Bob Gibson	251	1959-75
2. Jesse Haines	210	1920-37
3. Bob Forsch	163	1974-88
4. Bill Sherdel	153	1967-83
5. <b>Adam Wainwright</b>	<b>146</b>	<b>2005-present</b>

Rank	Innings	Cardinals Tenure
1. Bob Gibson	3,884.1	1959-75
5. Bill Doak	2,387.0	1913-1924, '29
6. Ted Breitenstein	1,925.1	1891-1901
7. Slim Sallee	1,905.1	1908-16
8. <b>Adam Wainwright</b>	<b>1,891.2</b>	<b>2005-present</b>

Rank	Quality Starts	Cardinals Tenure
1. Bob Gibson	328	1959-75
3. Jesse Haines	214	1920-37
4. Bill Doak	190	1913-29
5. <b>Adam Wainwright</b>	<b>181</b>	<b>2005-present</b>

Rank	Games	Cardinals Tenure
1. Jesse Haines	554	1920-37
7. Bill Doak	376	1913-1924, '29
8. Todd Worrell	348	1985-92
9. <b>Adam Wainwright</b>	<b>344</b>	<b>2005-present</b>

Rank	ERA*	Cardinals Tenure
1. Slim Sallee	2.67	1908-16
2. Harry Brecheen	2.91	1940-52
3. Bob Gibson	2.91	1959-75
4. Bill Doak	2.93	1913-1924, '29
5. Dizzy Dean	2.99	1930-37
6. <b>Adam Wainwright</b>	<b>3.29</b>	<b>2005-present</b>

Rank	Strikeouts	Cardinals Tenure
1. Bob Gibson	3,117	1959-75
2. <b>Adam Wainwright</b>	<b>1,583</b>	<b>2005-present</b>
5. Dizzy Dean	1,095	1930-37

\* minimum 1,500 innings pitched

- Had 12 starts with 7.0 or more scoreless innings, the most by an MLB pitcher since 1916.
- Among NL leaders, ranked T2nd with 20 wins, 3rd with his 2.38 ERA, 2nd with 227.0 IP, T15th with 179 strikeouts, 2nd with 5 complete games and T1st with 3 shutouts.
- Was one of three N.L. pitchers with a one-hit and a two-hit complete game (Madison Bumgarner & Andrew Cashner).
- Hurlled an N.L. co-leading three shutouts, his highest career single-season total.
- Ran off three sperate scoreless inning streaks of 20.0 or more innings pitched.
- His 25.0 inning scoreless streak 4/12-27 ranked 4th longest in N.L.; the streak was snapped on 5/2 at CHI, 1.0 IP shy of his career-high streak of 26.0 scoreless innings
- Joined teammate Lance Lynn as the first Cardinals pitchers with 175 or more strikeouts in three consecutive seasons since Bob Gibson (1970-72).
- Hardest starting pitcher in the N.L. to homer off (0.40 HR/9 IP); had allowed just 7 home runs all season before giving up 3 in his 9/2 start vs. PIT..
- Ranked 3rd among N.L. pitchers with 1.03 WHIP, 9.56 baserunners/9 IP, and 4th with a 7.30 hits/9 IP.
- Induced 24 double plays ranking T1st among N.L. pitchers and was 7th with 0.95 GIDP/9 IP.
- Recorded monthly ERAs under 2.00 four times: April (1.42), June (1.16), July (1.62), September (1.38).
- Ranked T2nd among MLB pitchers with 13 hits and T3rd with 6 RBI;
- Ranked T1st in NL with 11 road wins (11-6); 1st in road ERA (1.72).
- Named to his 3rd All-Star game by vote of N.L. players and was honored as the starting pitcher, the 1st Cardinal since Chris Carpenter in 2005 to draw ASG start (1.0 IP, 3 runs on 3 hits with 2 K's).

- Posted his 100th career win with a 1-0 blanking of the Reds on 3/31 in his 3rd career Opening Day start; worked 7.0 scoreless IP, fanning nine, at Great American Ball Park...
- Joined Darryl Kile, Bob Tewksbury & John Denny as only Cardinals to have won 5 games in a single March/April with win #5 on 4/27 vs. MIL.
- Working on six days rest, threw a near perfect game on 5/20 vs. ARI, facing just one over the minimum; pitched a complete game, one-hit shutout as he walked none and struck out nine in the 5-0 win - the one-hit CG was a career low...moved into sole possession of 8th place on the STL All-Time wins list (107) with his 5/25 win at CIN.
- Earned N.L. co-Player of the Week honors 5/26 for his 2-0, 0.00 ERA week, leading the N.L. with 21 K's & 17.0 IPs, which included a complete game, 1-hitter (28 BF), season-high 12 strikeout game and a start of 8.0 scoreless IP.
- Was 3-1 with a 1.62 ERA in five July starts, 4th in July ERA among N.L. pitchers...won a season-best five consecutive games over his final five starts, including two complete games.
- Pitched his 5th complete game and second in three starts 9/17 vs. MIL, his ML-high 3rd CG shutout (9th career) while throwing 102 pitches and also broke up no-hitter with single in the 6th.
- Named the N.L. Pitcher of the Month for September as his five Sept. wins were T1st in the N.L. and his 1.38 ERA ranked 6th; his 5-0 September record was the first month he'd won 5 or more games with no losses.
- Underwent arthroscopic surgery on 10/24 to trim a small piece of cartilage from his right elbow.

**2014 POSTSEASON:** Made 3 starts in the 2014 postseason and was 0-1 with a 5.63 ERA over 16.0 innings with 14 strikeouts... received a no decision in Game 1 of the National League Division Series at Los Angeles Dodgers, exiting after 4.1 innings allowing 6 runs on a career postseason high 11 hits in a game the Cardinals rallied to win, 10-9...took the loss



in Game 1 of the National League Championship Series vs. SF surrendering three runs (2 ER) over 4.2 innings...fired 7.0 strong innings at SF (10/16) in Game 5, allowing two runs on four hits with seven strikeouts in his lowest pitch count of the postseason at 97 pitches.

## 2013

- Finished 3rd in National League MVP voting, receiving two 1st place votes.
- Made team-leading 34 starts, tying his career high (2009) and was one of four pitchers in MLB to make 34 starts (T1st).
- Winner of his 2nd career Rawlings Gold Glove award, as he flawlessly handled 61 total chances (1st in N.L.).
- Finished 2nd in the N.L. Cy Young vote (Kershaw).
- Finished the season T1st in the National League with 19 wins (Zimmermann, WSH).
- Topped the Majors with 241.2 IP and ranked 3rd in the National League with 219 strikeouts.
- Was 7th in the league with his 2.94 ERA, his 3rd season with a sub-3.00 ERA (2009: 2.63 & 2010: 2.42)
- Walked just 35 batters, 3rd fewest among M.L. starters with 200+ IP (Cliff Lee, PHI, 32 in 222.2 IP & Bronson Arroyo, CIN, 34 in 202.0).
- Among N.L. pitchers, ranked 2nd in BB/9 IP (1.30), 6th in HR/9 IP (0.56), 7th in WHIP (1.07) and T1st in SHO (2).
- Had an MLB-best 5 complete games and T1st with 2 shutouts (Kershaw & J. Zimmermann).
- Selected to his second All-Star Game, voted in by players, but did not make an appearance.
- Moved into 2nd on the all-time Cardinals strikeout list on 9/7, passing Dizzy Dean (1,095); passed Chris Carpenter (1,085) for 3rd on St. Louis' all-time strikeout list (8/23).
- Did not walk a batter in first 34.2 IP to start the season; since 1900 it is the 2nd-longest STL streak: Slim Sallee in 1913, no walks in 1st 40.0 IP.
- Pitched a CG 4-hit shutout with 12 K's vs. MIL on 4/13... became the 1st Cards pitcher since Bob Gibson (6/17/70) to pitch a CG shutout with a strikeout in every inning (tied career high).
- Voted N.L. Pitcher of the Month for June; 4-2, 1.77 ERA in six starts... recorded his 1,000th career strikeout 6/13 at NYM (D. Wright).
- Was the first N.L. pitcher to reach 10 wins, doing so at NYM (6/13).
- Won his 15th game with a 3-1 complete game win over ATL (8/23), his 5th CG of the season, 16th career; it was his 50th career win at Busch Stadium III.

**2013 POSTSEASON:** Made 5 starts in the postseason and had a 2-3 record, 2.57 ERA...his 2.57 ERA ranked 2nd among 5-game starters during the postseason (Lester-BOS 1.56)...led the team with 34 strikeouts, tied for the most among all pitchers (Scherzer-DET) and T9th-most in MOB single-season history... went 2-0 in the Division Series vs. Pittsburgh, earning the win in both Game 1 and 5... pitched 7.0 innings in Game 1, allowing only 3 hits and one run (solo HR), striking out 9 (OBB)...pitched a complete game in Game 5 win, allowing one run on 8 hits in the decisive 6-1 win... allowed 2 runs on 6 hits (OBB, 5K) in his

lone start in the League Championship Series (Game 3), a 3-0 loss at Los Angeles Dodgers...started Game 1 of the World Series at Boston and was charged with the loss, allowing 5 runs (3ER) in 5.0 IP...also started Game 5 and took the loss, allowing Boston's 3 runs in the 3-1 defeat (7.0IP, 8H, 3R, 10K).

## 2012

- His 184 strikeouts led the Cardinals and ranked 13th in the NL.
- Ranked 12th in strikeouts/9.0 IP (8.34) and 12th in K/BB ratio (3.54)...T16th in wins (14) and T2nd in complete games (3) & shutouts (2).
- Ranked 6th in the N.L. in ground ball pct (66.0) & in ground ball/fly ball ratio (1.94)...his nine unearned runs ranked T8th in the N.L.
- Tied for the N.L. lead in home wins with 10 going 10-6 with a 3.73 ERA in 17 home starts.
- Went 5-1 in August, one of four NL pitchers to post five wins; recorded two of his three complete games in August..
- Hit a solo HR, his 6th career, on 9/5 vs. the Mets.
- Made his first start since 9/24/10 on 4/8 at MIL pitching 5.2 innings and allowing three runs in the loss...his first three starts of the season were all under 6.0 innings - the first time in his career ever to have three starts in a row that short; started the season 0-3 for the first time in his career...
- Pitched his best game since coming back from his 2011 surgery on 5/22, throwing a complete game 4-0 shutout over SD; allowed just four hits, walked one and had nine strikeouts.
- Pitched his 2nd complete game of the season 8/4 vs. MIL, allowing five hits and one run, while walking none and striking out seven in the 6-1 win; also had two hits, including the GWinning RBI with an RBI double in the 3rd.
- Threw his 3rd complete game, a five-hit shutout vs. HOU on 8/21, struck out a season-high 12, matching his career high.

**2012 POSTSEASON:** Started three games during the playoffs...started Division Series Game 1 vs. Washington and struck out 10 over 5.2 IP allowing a single run but did not get a decision in the 3-2 loss...allowed 6 runs in 2.1 innings in Game 5 start before the team came back for a dramatic 9th inning, 9-7, come-from-behind win...earned win in League Championship Series Game 4 vs. San Francisco; went 7.0 IP and allowed one run on 4 hits, with 5 K's, his first career LCS start.

## 2011

- Season ended during spring training when it was announced he would need elbow ligament replacement surgery.
- Missed the entire season after surgery on his right elbow on 2/28 by team physician, Dr. George Paletta.
- Club exercised the options on his contract (10/14) for both the 2012 and 2013 seasons.

## 2010

- Finished another strong season, leading the majors in several categories while posting his first 20-win season and finishing 2nd behind Roy Halladay in the Cy Young.
- Named to his first All-Star team and threw a scoreless 7th inning while fanning two in the National League win.



- His 2.42 ERA ranked 2nd in the N.L., the 2nd-straight year he finished with an ERA under 3.00.
- Collected 20 wins for the first time in his career, 2nd only to R. Halladay (21) and had five complete games, also 2nd in the NL.
- Pitched 230.1 innings, 3rd in the N.L. and his 213 strikeouts ranked 4th...the 213 K's were one more than his previous career high set in 2009 (212) and the most by a Cardinal since C. Carpenter fanned the same number in 2005.
- Set a then career low with opponents hitting just .224, 7th among N.L. hurlers; was also 7th as opponents batted just .200 with runners in scoring position.
- Had two shutouts, 6/4 vs. MIL and 8/6 at FLA.
- Recorded 25 quality starts T1st among N.L. pitchers, beginning the season with seven-straight; had a Major League record 28 consecutive quality starts at home that was snapped on 9/4 vs. CIN.
- Went 19-0 when receiving four or more runs of support.
- Was 12-3 with a 1.78 ERA (3rd in N.L.) when pitching at Busch (16 starts); did not lose a home start until 8/18 vs. MIL and tied for Majors lead in home wins.
- His 1.89 day ERA was the lowest among N.L. pitchers, and had an 11-3 record in 15 daytime starts...
- His 8-0 April winning streak in 12 starts dating to 2008 was snapped on 4/24 at SF; it was the longest April winning streak among active pitchers (*Elias*).
- Threw his first career complete-game shutout 6/4 vs. MIL in an 8-0 win, retiring the last 18 batters.
- Earned his 20th win in his last start, 9/24 at CHI; became the 4th Cardinals pitcher to record 20 wins under Dave Duncan's watch, joining Chris Carpenter, Matt Morris and Darryl Kile.

## 2009

- Finished 3rd in N.L. Cy Young voting and had the most first-place votes in what was the 2nd-tightest race in the history of the award.
- Named the National League's Outstanding Pitcher of the Year by MLBPA Player's Choice Awards.
- Led the league in wins (19) and innings pitched (233.0) and had a career high 34 starts; was first St. Louis pitcher to lead league in innings pitched since Joaquin Andujar in 1984 (261.1 IP).
- His 2.63 ERA was 4th-lowest in the league; 2.05 home ERA ranked 4th and 2.39 night ERA 2nd in the league.
- Was baseball's first pitcher to 16, 17 and 18 wins...
- His 212 strikeouts led all STL pitchers and ranked 4th in NL.
- Went 7-7 with a 2.05 ERA in 19 starts at Busch Stadium and 12-1, 3.39 ERA in 15 starts on the road; most road wins since Carpenter in 2005 (12).
- Had a 26-start streak of working at least 6.0 IP snapped on 9/4 at PIT (5.0 IP), the longest Cards streak since Chris Carpenter had 28 games of 6.0 IP or longer from 4/16-9/13/05.
- In his last 27 starts (191.2 IP/48 ER) posted a 2.25 ERA from 5/16 on, a 2.03 ERA if you take away 9/4 start at PIT (6 ER)

- Went 4-1, 1.17 ERA in six July starts and was 11-3 with a 1.90 ERA (128.0 IP/27ER) in 18 starts after July 1.
- Cards were 16-6 in his last 22 starts, scoring two runs or less in four of the six losses.
- Struck out 12 batters & allowed only one run in 9.0 innings, but took a no-decision in the Cards 2-1 win vs. SF on 7/1; the last pitcher who did not win a game in which he threw at least 9.0 innings, gave up no more than one run and struck out at least 12 batters was Carlos Zambrano, on 7/22/05 in St. Louis.

**2009 POSTSEASON:** Allowed just one run over 8.0 IP in Game 2 of the Division Series in Los Angeles...the lone run was a HR from A. Ethier in the 4th inning...left the game with the lead after allowing three hits, one walk and fanning seven in what was an eventual 3-2 loss.

## 2008

- Was 11-3 with a 3.20 ERA in 20 starts during an injury-shortened season (Cardinals were 15-5).
- Made three rehab appearances, two at Memphis (AAA) and one at Springfield (AA).
- Tabbed as the team's Opening Day starter 3/31 vs. COL, and pitched 3.0 innings before rain forced a postponement and canceled out a 5-1 lead.
- Was 7-1 with a 2.63 ERA (78.2 IP / 23 ER) in 11 starts at home.
- Was one of just two STL starters to pitch a complete game, doing so 4/26 vs. HOU, a 4-3 win.
- Forced out of his start on 6/7 at HOU after 5.0 IP with a sprain to his right middle finger; placed on the disabled list and missed 65 games (6/8-8/22).
- Went 5-0, 3.35 ERA (40.1 IP/15 ER) with 15 walks and 29 strikeouts in seven starts after coming off the DL.

## 2007

- After a successful season as a reliever, converted back to a starter and was one of team's most consistent and reliable.
- Led the team with 136 strikeouts.
- His 14 wins were the most ever by a Cardinals pitcher in their initial season in a starting role.
- With his start on 9/19 vs. PHI became the first Cardinals pitcher to start 30 games in his first season as a starter since teammate Rick Ankiel (2000).
- Cardinals won 19 of his 32 games started, tops among the team's starters.
- Went 2-1 with a 1.87 ERA (33.2 IP / 7 ER) over his last five starts at Busch Stadium...
- Batted .290 and was 3-for-5 (.600) as a pinch hitter.
- Started the inaugural Civil Rights exhibition game on 3/31 at AutoZone Park in Memphis and earned the win vs. CLE.
- Made his first major league start on 4/6 at HOU and earned a 4-2 win.
- Posted his first CG effort 8/10 vs. LAD, throwing 121 pitches, in 2-1 loss; Dodgers' James Loney touched him for a 2-run shot in 9th inning with the score knotted at 0-0; his first HR allowed in 6+ starts (47.0 IP).

**2006**

- Rookie opened the season on a Major League roster for the first time in his career and spent his first full season in the Majors.
- Led all St. Louis relievers with 23 Holds & 72 strikeouts.
- Ranked among N.L. rookie pitching leaders in ERA (3.12), opponent BA (.230) and games pitched (61)...had 72 K's in 75.0 IP & 20 multi-K games in 61 apps.
- Had each of the team's two saves (9/27 vs. SD & 9/30 vs. MIL) after Jason Isringhausen went down with injury on 9/5.
- Earned his first Major League win 5/9 vs. COL, tossing a perfect 8th.
- Picked up 1st career save 5/19 at KC as he walked the first batter then retired eight straight.
- Earned the win 5/24 at SF and homered on the first pitch of his 1st career at-bat, joining Hoyt Wilhelm (NY Giants, 1952) and John Montefusco (SF Giants, 1974) as only relievers to hit their first home run and gain win in the same game.

**2006 POSTSEASON:** In his first postseason action went 1-0 with four saves while working 9.2 scoreless IP with 15 strikeouts...earned saves in both World Series and National League Championship Series clinching wins and was on the mound for final out in all three postseason series...closed out all three Cardinals in the Division Series against San Diego ...worked 1.1 IP, striking out two, to end Game 1 and gained his first save in Game 2 at SD with 1.1 IP, fanning two...worked the final inning in series clinching DS Game 4...induced two groundouts to close out the win in LCS Game 2... picked up first save of LCS in Game 5 by striking out the final batter in the 8th with two on and retired the side in the 9th...his 2nd save of the NLCS came in series clinching Game 7; in the 9th inning allowed back-to-back singles before retiring the next two...he then walked Paul LoDuca to load the bases before retiring Carlos Beltran (called 3rd strike) to send the team to its 17th World Series...recorded final out in the 9th inning of WS Game 2 with a K...picked up the win in WS Game 4 with 1.2 IP, his first win of the postseason...fanned Tigers Brandon Inge in WS Game 5 to clinch the Cardinals 10th World Championship - the first time since 1988 that the WS ended with a strikeout.

**2005**

- Earned his first taste of Major League action after a solid season at Triple-A Memphis; posted a 10-10 record, 4.40 ERA in 29 starts for the Redbirds
- Led the Pacific Coast League with 182.0 IP and ranked 2nd with 147 strikeouts; his 10 wins ranked T-5th in the league...
- His 29 starts at Memphis tied the club record (Larry Luebbers, 1998) and matched the PCL high
- Also led the PCL in hits allowed (204), at-bats against (724), total batters faced (793) and wild pitches (12).
- Named the PCL's Pitcher of the Week for the final week of the season.
- Recalled to St. Louis prior to 9/6 game and made his Major League debut on 9/11 vs. NY, allowing a 3-run homer (V. Diaz) in 1.0 inning of work.
- Logged a scoreless inning on 9/23 at MIL, his first appearance since his debut.

**MINOR LEAGUE HIGHLIGHTS**

- In his first year with St. Louis organization in 2004, his first Triple-A season started strong before elbow discomfort forced him to discontinue throwing in June.
- Returned to action during the Arizona Fall League season, appearing in four games with Mesa Solar Sox.
- Named the Greenville Braves 2003 Pitcher of the Year with a 10-8 record and a 3.37 ERA in 27 starts...earned league Pitcher of the Week honors for 8/22-28.
- Pitching for Class-A Myrtle Beach, led the 2002 Carolina League with 167 strikeouts in 163.1 IP while allowing only seven homers...named the top prospect in the Braves organization by *Baseball America*.
- Threw a scoreless 4th inning with a strikeout for the USA squad in the MLB Futures Game in Milwaukee.
- Named the Braves 2001 organization's top pitching prospect (#2 overall) by *Baseball America* and the Braves top pitching prospect by *Baseball Weekly*.
- Led the organization with 184 strikeouts, breaking Macon's record and leading the South Atlantic League
- Named 2001 SAL Best Pitching Prospect *Baseball America*.
- His 28 games started tied a team record and his 164.2 innings pitched were third most in Macon Braves history.
- Recorded one walk for every 3.83 K's on the season, the 13th-best single-season ratio in Macon team history.
- Named 2000 Gulf Coast Braves Pitcher of Year in his first professional season.
- Baseball America rated him the 7th-best prospect in Atlanta system and top prospect in the Appalachian League.
- Named GCL Player of the Week for 7/17-7/23

**BACKGROUND / PERSONAL**

- Graduated in 2000 from Glynn Academy in Brunswick, Ga.
- Named the Gatorade Player of the Year in Georgia in 2000, when he was also an All-State selection in football.
- As a football player, was named All-State as a place kicker and All-Region as a wide receiver in 1999.
- Signed college letter of intent to play baseball at Georgia Tech.
- Was a first-round selection by Atlanta (29th overall) in the June 2000 free-agent draft.
- Voted by his teammates as recipient of the Darryl Kile award in 2008.
- He and his wife formed Waino's World, Inc. in 2013, a non-profit fantasy football charity league in which proceeds from the event support basic human needs...the charity was renamed Big League Impact in 2014 and has raised over \$1 million since its inception, supporting both Operation Food Search and Water Missions International each year.
- Signed the largest contract for a pitcher in franchise history on March 28, 2013, when he inked a five-year deal that will carry through the 2018 season.
- He and his wife, Jenny, reside in St. Simons Island, Ga., with their four daughters, Baylie Grace (9/10/06), Morgan Addison (10/22/08), Macy James (11/11/11) and Sadee Faith (12/28/15).
- Hobbies include golf and fishing.



# LUKE WEAVER

7

HEIGHT	WEIGHT	BATS/THROWS	BIRTH DATE	ML SERVICE
6-2	180	R/R	8/21/93	0.112

**FULL NAME:** Luke Allen Weaver

**BORN:** DeLand, Florida

**OPENING DAY AGE:** 24 (Turns 25 on August 21)

**BECAME CARDINAL:** Selected in first round (27th overall) of the June, 2014 First-Year Player Draft

**CONTRACT STATUS:** Signed through 2018

**MLB DEBUT:** August 13, 2016 at Chicago Cubs

**PITCHER**



## COMPLETE RECORD

Year Team	W-L	ERA	G	GS	CG	SHO	GF	SV	IP	H	R	ER	HR	HBP	BB	IBB	SO	WP	BK	BA
2014 GCL Cardinals	0-0	0.00	4	4	0	0	0	0	6.0	4	0	0	0	1	0	0	9	0	0	.190
Palm Beach	0-1	21.60	2	2	0	0	0	0	3.1	11	8	8	1	0	4	0	3	0	1	.550
2015 Palm Beach	8-5	1.62	19	19	0	0	0	0	105.1	98	34	19	2	0	19	0	88	8	1	.247
2016 Springfield	6-3	1.40	12	12	0	0	0	0	77.0	63	23	12	4	2	10	0	88	5	0	.214
Memphis	1-0	0.00	1	1	0	0	0	0	6.0	2	0	0	0	0	2	0	4	0	0	.100
ST. LOUIS	1-4	5.70	9	8	0	0	0	0	36.1	46	29	23	7	2	12	0	45	1	0	.311
2017 Memphis	10-2	2.55	15	15	0	0	0	0	77.2	63	24	22	3	1	19	1	76	6	0	.222
ST. LOUIS	7-2	3.88	13	10	0	0	0	0	60.1	59	27	26	7	1	17	1	72	0	0	.254
<b>MINOR TOTALS</b>	<b>25-11</b>	<b>1.99</b>	<b>53</b>	<b>53</b>	<b>0</b>	<b>0</b>	<b>0</b>	<b>0</b>	<b>275.1</b>	<b>241</b>	<b>89</b>	<b>61</b>	<b>10</b>	<b>4</b>	<b>54</b>	<b>1</b>	<b>268</b>	<b>19</b>	<b>2</b>	<b>.233</b>
<b>MAJOR TOTALS</b>	<b>8-6</b>	<b>4.56</b>	<b>22</b>	<b>18</b>	<b>0</b>	<b>0</b>	<b>0</b>	<b>0</b>	<b>96.2</b>	<b>105</b>	<b>56</b>	<b>49</b>	<b>14</b>	<b>3</b>	<b>29</b>	<b>1</b>	<b>117</b>	<b>1</b>	<b>0</b>	<b>.276</b>

**Note:** Major League Uniform Numbers Worn: 62 (2016-17), 7 (2018-present)

## REGULAR SEASON FIELDING RECORD

Position	PCT	G	PO	A	E	TC	DP
Pitcher	.941	22	14	18	2	34	2

## REGULAR SEASON BATTING RECORD

Year Team	AVG	G	AB	R	H	2B	3B	HR	RBI	SH	SF	HBP	BB	IBB	SO	SB	CS	GDP	SLG	OBP	E
2017 ST. LOUIS	.158	15	19	2	3	0	0	0	1	3	0	0	1	0	9	0	0	0	.158	.200	1
<b>MAJOR TOTALS</b>	<b>.250</b>	<b>24</b>	<b>32</b>	<b>3</b>	<b>8</b>	<b>0</b>	<b>0</b>	<b>0</b>	<b>1</b>	<b>3</b>	<b>0</b>	<b>0</b>	<b>1</b>	<b>0</b>	<b>13</b>	<b>0</b>	<b>0</b>	<b>0</b>	<b>.273</b>	<b>.273</b>	<b>2</b>

## CAREER TRANSACTIONS

- Selected by Toronto Blue Jays in the 19th round (589th overall) of the June, 2011 First-Year Player Draft, did not sign.
- Selected by St. Louis Cardinals in the first round (27th overall) of the June, 2014 First-Year Player Draft.



## 2017 SEASON HIGHS

**Most IP:** 7.0, twice. Last: 9/3 at San Francisco.  
**Most Strikeouts:** 10, twice. Last: 8/29 at Milwaukee.  
**Most Walks:** 4, 9/30 vs. Milwaukee.  
**Most Runs Allowed:** 8, 9/25 vs. Chicago Cubs.  
**Most Hits Allowed:** 9, 9/30 vs. Milwaukee.  
**Most HRs Allowed:** 2, 9/25 vs. Chicago Cubs.  
**Longest Winning Streak:** 7 games, 8/2-9/20  
**Longest Losing Streak:** 1 game, twice. Last: 9/25-present.  
**Longest Scoreless Streak:** 9.0 IP, 8/17-8/23.

## CAREER HIGHS

**Most IP (Starter):** 7.0, twice. Last: 9/3/17 at San Francisco.  
**Most IP (Relief):** 2.0, twice. Last: 8/17/17 at Pittsburgh.  
**Most Strikeouts (Starter):** 10, three times. Last: 8/29/17 at Milwaukee.  
**Most Strikeouts (Relief):** 2, 7/5/17 vs. Miami.  
**Most Walks (Starter):** 4, 9/30/17 vs. Milwaukee.  
**Most Walks (Relief):** 2, 8/17/17 at Pittsburgh.  
**Most Runs Allowed (Starter):** 8, 9/25/17 vs. Chicago Cubs.  
**Most Runs Allowed (Relief):** 5, 9/26/16 vs. Cincinnati.  
**Most Hits Allowed (Starter):** 9, twice. Last: 9/30 vs. Milwaukee.  
**Most Hits Allowed (Relief):** 4, 9/26/16 vs. Cincinnati.  
**Most HRs Allowed:** 2, 9/25/17 vs. Chicago Cubs.  
**Longest Winning Streak:** 7 games, 8/2-9/20/17.  
**Longest Losing Streak:** 4 games, 8/31/16-7/27/17.  
**Longest Scoreless Streak:** 9.0 IP, 8/17-8/23/17.  
**10+ Strikeout Games:** 3, Last: 8/29/17 at Milwaukee.  
**Last Relief Appearance:** 8/17/17 at Pittsburgh.

## CAREER NOTES

- Averaging 10.89 K/9 IP over his first 96.2 career Major League innings.
- His 117 strikeouts through his first 22 career games tie Shelby Miller for most all-time among Cardinals...Miller had Cards-best 123 strikeouts in his first 23 games (Michael Wacha was 2nd at 122).
- Won seven consecutive 2017 starts (8/2-9/20), which led the Cardinals, was the 4th-longest in the National League and the longest by any MLB rookie in 2017...is the first Cardinals rookie to achieve the feat since Ted Wilks (1944) & Johnny Beazley (1942) (*Elias*).
- Became the fifth rookie pitcher in the last 70 years to allow two runs or fewer over seven consecutive winning starts, joining Fernando Valenzuela (eight straight in 1981), Cal Eldred (1992), Jered Weaver (2006) and Steven Matz (2016) (*Elias*).

## 2017

- Pitched the majority of the second half of the season with St. Louis, pitching in 13 games (10 starts) over three stints. Was the 7th different Cardinals pitcher to make a start behind the original starting five and Marco Gonzales.
- Struck out 72 over 60.1 IP to average 10.74 K/9 IP, the 5th-highest mark among National League starters (min. 60.0 IP), trailing Robbie Ray (12.11), Max Scherzer (12.02), Rich Hill (11.01) and Dinelson Lamet (10.94).
- Was one of five rookie pitchers to sport a pair of double-digit strikeout games (8/23 & 8/29) in 2017: COL's German Marquez, SF's Chris Stratton, PHI's Nick Pivetta & SD's Dinelson Lamet.
- As a starter in 10 outings, was 7-2 with a 4.23 ERA (55.1 IP/26 ER), 69 strikeouts and .255 (55-for-216) average against (St. Louis was 8-2).
- Also made three scoreless relief appearances (5.0 IP).
- Recalled for the second time (7/27) and took a loss later that night vs. ARI...allowed 4th inning J.D. Martinez grand slam as his lone blemish in a 5.0 inning start, allowing 5 hits with 4 strikeouts in a 4-0 loss.
- Won seven consecutive starts from 8/2-9/20...his team-leading win streak ended as the 4th-longest in the National League and was the longest by any MLB rookie in 2017.
- Became the first Cardinals rookie to achieve the feat since Ted Wilks (1944) & Johnny Beazley (1942) (*Elias*)...the last Cardinal to win seven straight starts was Matt Morris (8/3-9/4/2001).
- Over the seven-start stretch, including one relief appearance in-between (8/2-9/20), led N.L. pitchers in wins (7), ERA (1.61), WHIP (0.96), BB/9 IP (1.61), SO/9 IP (8.87) and BR/9 IP (8.87), co-led in win percentage (1.000), was 3rd in average against (.213), and 7th in strikeouts (58).
- Became just the fifth rookie pitcher in the last 70 years to allow two runs or fewer over seven consecutive winning starts, joining Fernando Valenzuela (eight straight in 1981), Cal Eldred (1992), Jered Weaver (2006) and Steven Matz (2016) (*Elias*).
- Limited MIL to 2 runs over 6.1 IP with 8 strikeouts in 5-4 win (8/2) at Miller Park in a spot start for Adam Wainwright...two days later, was optioned to Memphis for a second time when RHP Sam Tuivailala was recalled (8/4).

## THROUGH FIRST 22 CAREER GAMES

Cardinals Rank	Strikeouts	Innings	Season(s)
1. Luke Weaver	117	96.2	2016-17
Shelby Miller	117	107.1	2012-13
3. Michael Wacha	115	107.0	2013-14
4. Vinegar Bend Mizell	110	145.1	1952
5. Rick Ankiel	109	102.1	1999-2000

- Went 5-0 with a 1.15 ERA, 42 strikeouts, and 4 walks over a five-start stretch (8/23-9/14/17)...the last pitcher to go 5-0 with at least 40 K, 4-or-fewer BB, and an ERA that low over a five-start span was Clayton Kershaw (5/1-5/23/16): 0.64 ERA, 55 K, 2 BB...since 1913, the only other rookie to record a comparable five-start span was Roy Oswalt (8/19-9/9/01): 0.66 ERA, 48 K, 2 BB (*Elias*).
- Joined Rick Ankiel as the only Cardinals rookies with back-to-back double-digit strikeout games (8/23-8/29/17), and Alan Benes as the only Cards with three double-digit strikeouts games within their first 16 career starts.
- Became the 3rd Cardinals pitcher in club history to strike out 10 or more batters in one of his first four MLB starts, joining Alan Benes (1995) and Stu Miller (1952), when he fanned 10 at MIL (8/31/16) over 6.0 innings.



### AWARDS & HONORS

**Cardinals Minor League Pitcher of the Year**  
2016: Memphis (AAA) & Springfield (AA)

**Cardinals Minor League Pitcher of the Month**

June 2016: Springfield (AA)  
July 2015: Palm Beach (High-A)

**Pacific Coast League Mid-Season All-Star**  
2017: Memphis (AAA)

**Pacific Coast League Player of the Month**  
May 2017: Memphis (AAA)

**Pacific Coast League Pitcher of the Week**  
5/1-5/7/17: Springfield (AA)

**Texas League Pitcher of the Week**  
5/30-6/5/16: Springfield (AA)

**Baseball America High Class A All-Star**  
2015: Palm Beach (High-A)

### CAREER MILESTONES

**Major League Debut**  
August 13, 2016 at Chicago Cubs

**First Major League Start**  
August 13, 2016 at Chicago Cubs

**First Major League Win**  
August 26, 2016 vs. Oakland Athletics

**First Career Strikeout**  
August 13, 2016 at Chicago Cubs  
(1st inning, Dexter Fowler, looking)

- Became sixth Cardinals rookie in franchise history with a start of 7.0+ IP, 0 runs and 10+ K (first since Shelby Miller, 5/10/13 vs. COL).
- Won his 3rd straight decision in 10-2 win at MIL (8/29), scattering 8 hits and fanning 10 over 5.2 innings.
- Joined Rick Ankiel as the only Cardinals rookies with back-to-back double-digit strikeout games, and Alan Benes as the only Cards with three double-digit strikeouts games within their first 16 career starts.
- Won his fourth straight start (9/3) in 7-3 win at SF (opposite Madison Bumgarner). Struck out 9 over 7.0 IP with 4 hits and 2 runs allowed... became the first Cardinals rookie to win four starts in a row since Matt Morris in 1997 (*Elias*).
- Scattered 7 hits over 5.2 scoreless IP in his 5th straight win in 4-1 win over PIT (9/8) at Busch Stadium...became the first Cardinals rookie to win five straight starts since Allen Watson in 1993 (*Elias*).
- Allowed 2 hits for 1 unearned run with 6 strikeouts in 6.0 IP in St. Louis' 5-2 win over CIN (9/14) for sixth consecutive winning start.
- Struck out 7 and walked 0 in 5.0 IP en route to his seventh straight winning start (9/20) at CIN. Yielded 5 H for 2 R (87 pitches) in 9-2 win.
- Ended win streak in loss vs. CHI (9/25), allowing career high 8 runs on 7 hits (2 HR) in 3.0 frames (65 pitches) in 10-2 loss...the win streak was the longest active in the majors at the time. His 8 runs allowed (all with two outs) equaled his run total over his previous seven starts combined (44.2 IP).
- Was 10-2 with a 2.55 ERA at Memphis (AAA) in 15 starts over three stints. His 10 wins were ranked T2nd in the PCL and T5th among Cardinals minor leaguers.
- Named Pacific Coast League Mid-Season All-Star, the first mid-season honor of his career, but did not pitch due to promotion to St. Louis.
- Named Memphis' Opening Day starter and pitched 2.0 innings (27 pitches) before injuring his back while running the bases.
- After being placed on the 7-day disabled list (lower back stiffness) and missing 22 games (4/7-5/2), was named PCL Pitcher of the Week for the May 1-7 period...in his first two starts after being activated, tossed 13.0 shutout innings in two wins while fanning 9 and not issuing a walk.
- Named by Minor League Baseball as the PCL Player of the Month for May (5-1, 2.19 ERA, 37.0 IP, 31 H, 11 R, 9 ER, 6 BB, 37 K)...was the first pitcher to win the award since Iowa Cubs' Carlos Pimentel (June 2015).
- Struck out a career-high 11 in 5.0 shutout innings at New Orleans (6/5) in a 4-1 win...four of his 15 outs came via something other than a strikeout.
- Rated as the PCL's No. 8 prospect by *Baseball America* following the season. Also recognized as the league's "Best Pitching Prospect" by league managers in the "Best Tools" survey by the same publication.
- Recalled for a third time (8/17) when RHP Trevor Rosenthal was placed on the 10-day disabled list...allowed one hit over 2.0 scoreless relief frames in 11-7 win at Pittsburgh the same night.
- Permanently joined the rotation and dominated over his next five starts (8/23-9/14), going 5-0 with a 1.15 ERA, 42 strikeouts, and 4 walks...the last pitcher to go 5-0 with at least 40 K, 4-or-fewer BB, and an ERA that low over a five-start span was Clayton Kershaw (5/1-5/23/16): 0.64 ERA, 55 K, 2 BB...since 1913, the only other rookie to record a comparable five-start span was Roy Oswalt (8/19-9/9/01): 0.66 ERA, 48 K, 2 BB (*Elias*).
- Hurlled 7.0 scoreless frames in 6-2 win vs. SD, (8/23). Established a career-high in innings, tied his career-high in strikeouts (10), scattered 3 hits and walked one in first career scoreless start.





## 2016

- Named Cardinals Minor League Pitcher of the Year.
- Was a non-roster invitee to Major League Spring Training, but a left wrist injury attempting to field a ball during batting practice sidelined him until June, where he started the season in Springfield (AA).
- Began the season in Springfield (AA) by going 6-3 with a 1.40 ERA in 12 starts before a promotion to Memphis (AAA) in early August, where he made one start, and was then purchased by St. Louis.
- Posted 7-3 record with a 1.30 ERA in 13 combined minor league starts (83.0 IP) between Springfield & Memphis.
- Made his Major League debut at CHI (8/13) after 38 career minor league starts over three professional seasons. Pitched 4.0 innings allowing two runs in a no-decision the Cardinals eventually won, 8-4.
- Struck out first two Major League batters faced in debut: Dexter Fowler (looking) and Kris Bryant (swinging).
- Was the ninth different Cardinal to make his MLB debut in 2016 and the second Cardinals rookie to make a start. Became the 11th Cardinals starting pitcher to make his debut at Wrigley Field and first since Adam Ottavino (2010).
- Struck out 45 over 36.1 innings to average 11.15 K/9 IP that ranked 5th among N.L. starting pitchers (min. 36.0 IP).
- His 45 strikeouts were the 2nd-most by a Cardinals rookie in his first 8 career games, trailing Stu Miller's 52 (66.1 IP) in 1952.
- Earned first Major League win vs. OAK (8/26), allowing one run over 6.0 innings. His then career-high seven strikeouts were the most by a Cardinals pitcher in one of his first three MLB starts since P.J. Walters fanned seven at CHI (4/17/2009).
- Batted .385 (5-13) with a multi-hit game at PHI (8/20). Collected first two Major League hits with singles off Jeremy Hellickson.
- At the time of his purchase, ranked 9th among Texas Leaguers in strikeouts (88) despite starting the season two months late (6/5). Made seven starts with eight or more strikeouts and a season-high 10 at Frisco (6/5) in his season debut.
- Named Cardinals 2016 June Minor League Pitcher of the Month, posting a 1-3 record with 1.40 ERA over six starts with 42 strikeouts in 38.2 innings, allowing two runs or less in each start.
- Recognized as the Texas League Pitcher of the Week for the May 30 - June 5 period.

## MINOR LEAGUE HIGHLIGHTS

- Led the 2015 Palm Beach Cardinals (High-A) in games started (19), WHIP (0.86) and earned run average (1.62).
- Named Cardinals Minor League Pitcher of the Month for July posting a 3-1 record with an 0.94 ERA over five starts with 28.2 innings, 27 strikeouts and an 0.94 WHIP.
- Recorded a streak of 19.1 consecutive scoreless innings from 7/31-8/17...won four straight starts from August 5-23 en route to an August record of 4-0 with an 0.89 ERA over 30.1 innings.
- Made one start in the Florida State League playoffs tossing 6.0 innings, allowing four runs with five strikeouts in a loss.
- Pitched in seven games for Surprise in the Arizona Fall League, going 2-1 with a 3.72 ERA and 18 strikeouts in 19.1 innings; posted the 2nd-lowest WHIP (0.83) among qualifying pitchers and ranked T12th in strikeouts.
- In 2014, Made six starts between the GCL Cardinals (R) and Palm Beach (A) in his first professional season.

## BACKGROUND / PERSONAL

- Graduated from DeLand (Fla.) High School.
- Originally selected by Toronto in the 19th round of the June, 2011 First-Year Player Draft, but did not sign.
- Played college baseball at Florida State University (2012-14).
- Became the Cardinals sixth 1st-round draft pick out of Florida State and second in three years (James Ramsey, 2012).
- Left the Seminoles with career marks of 16-6, 3.04 ERA and 244 strikeouts over 245.2 innings.
- Named 2014 first team All-ACC and third team Collegiate Baseball All-American.
- Was Rawlings Gold Glove recipient for outstanding defense while at Florida State in 2014.
- Recognized as the 2013 Tallahassee Regional Most Outstanding Player.
- Pitched for the 2013 USA Baseball National Team.
- Ranked 11th in NCAA Division 1 in strikeouts (113) in 2013.
- Resides in Tallahassee, Fla., with his wife, Olivia.

## CARDINALS ALL-TIME FIRST ROUND DRAFT PICKS FROM FLORIDA STATE UNIVERSITY

Year	Round	Overall Pick	Player	Position	Cardinals Tenure	MLB Tenure
1977	1	6	Terry Kennedy	C	1978-90	1978-91
1986	1	23	Luis Alicea	2B	1988, '91-94, '96	1988, '91-2002
1998	1	5	J.D. Drew	OF	1998-2003	1998-2011
1999	*1s	36	Nick Stocks	RHP	-	-
2012	1	23	James Ramsey	OF	-	-
2014	1	27	Luke Weaver	RHP	2016-present	2016-present

\* Supplemental first round pick for loss of free agent outfielder Brian Jordan signing with the Atlanta Braves in 1998.



# PATRICK WISDOM

# 73

HEIGHT	WEIGHT	BATS/THROWS	BIRTH DATE	ML SERVICE
6-1	220	R/R	8/27/91	0.000

**FULL NAME:** Patrick Ian Wisdom

**BORN:** Murrieta, California

**OPENING DAY AGE:** 26 (Turns 27 on August 27)

**BECAME CARDINAL:** Selected in the supplemental first round (52nd overall) of the June, 2012 First-Year Player Draft

**CONTRACT STATUS:** Signed through 2018

**INFIELDER (NON-ROSTER)**



## COMPLETE RECORD

Year Team	AVG	G	AB	R	H	2B	3B	HR	RBI	SH	SF	HBP	BB	IBB	SO	SB	CS	GDP	SLG	OBP	E
2012 Batavia	.282	65	241	40	68	16	5	6	32	0	2	5	31	+2	58	2	1	2	.465	.373	5
2013 Peoria	.231	104	372	54	86	20	4	13	62	3	3	3	42	0	114	4	1	4	.411	.312	18
Palm Beach	.250	25	92	8	23	4	0	2	11	1	0	0	9	0	23	1	0	2	.359	.317	3
2014 Springfield	.215	128	452	49	97	19	4	14	53	0	5	2	39	0	149	5	1	11	.367	.277	26
2015 Springfield	.237	114	414	51	98	20	4	14	61	2	4	0	35	0	107	11	3	6	.406	.294	18
2016 GCL Cardinals	.500	3	6	2	3	0	0	0	3	0	0	0	3	0	2	1	0	0	.500	.667	0
Memphis	.233	78	262	29	61	20	1	5	30	0	4	2	26	0	73	5	1	5	.374	.303	11
2017 Memphis	.243	127	456	68	111	25	1	31	89	0	4	8	38	0	149	2	2	7	.507	.310	+15
<b>MINOR TOTALS</b>	<b>.238</b>	<b>644</b>	<b>2295</b>	<b>301</b>	<b>547</b>	<b>124</b>	<b>19</b>	<b>85</b>	<b>341</b>	<b>6</b>	<b>22</b>	<b>20</b>	<b>223</b>	<b>2</b>	<b>675</b>	<b>31</b>	<b>9</b>	<b>37</b>	<b>.420</b>	<b>.309</b>	<b>96</b>

+ Tied for League Lead

### CAREER NOTES

- Received his fourth invitation to Cardinals Major League Spring Training (2014, 2016-2018) this spring.
- Named a 2017 Pacific Coast League Post-Season All-Star at Third Base for Memphis (AAA).
- Won the 2017 PCL Championship, where he was awarded the Championship Series Most Valuable Player.
- Named to the 2015 Arizona Fall League All-Prospect Team and was an AFL Rising Star playing in the Fall Stars Game.
- Has hit 14 or more home runs with 50 or more RBI in four seasons (2013-15).
- Led league third basemen in fielding percentage twice (Pacific Coast in 2017 and Texas in 2015).
- Named 2012 New York-Penn League Mid-Season All-Star.
- Rated as the Cardinals "Best Infield Arm" in *Baseball America's* Best Tools survey on four occasions (2012, 2014, 2016-17).
- Has five multi-HR games and four grand slams over his six-year minor league career.

### 2017 MINOR LEAGUE HOME RUN LEADERS

Player	Position	Affiliation	Team(s)	Home Runs
1. A.J. Reed	1B	Astros	Fresno (AA)	34
2. Austin Hays	OF	Orioles	Frederick (High-A), Bowie (AA)	32
3. Renato Núñez	3B/OF	Athletics	Nashville (AAA)	32
4. Christian Walker	1B	Diamondbacks	Reno (AAA)	32
5. Patrick Wisdom	3B/1B	Cardinals	Memphis (AAA)	31
Tyler O'Neill	OF	Mariners/Cardinals	Tacoma (AAA), Memphis (AAA)	31
Bryce Brentz	OF	Red Sox	Pawtucket (AAA)	31
Willie Calhoun	2B/OF	Astros, Rangers	Round Rock (AAA), Oklahoma City (AAA)	31
Michael Chavis	3B	Red Sox	Salem (High-A), Portland (AA)	31

WISDOM



## 2017

- Named a Pacific Coast League Post-Season All-Star at Third Base for Memphis (AAA)...was the first Redbird to earn All-PCL Team honors since Brock Peterson in 2013.
- Won the Pacific Coast League Championship, where he was named Championship Series Most Valuable Player.
- Was one of only four Redbirds to be active every game.
- Led the Cardinals organization in home runs (31) and RBI (89), finished 3rd in slugging (.507), T4th in doubles (25), and T7th in runs scored.
- Ranked 2nd in the PCL in strikeouts (149), 3rd in HR/AB (1/14.71) and T4th in home runs.
- His 31 home runs were T5th-most among all of Minor League Baseball (tied with Tyler O'Neill and three others), T4th in the PCL, and T5th in Redbirds single-season history.
- The Redbirds were 25-4 in games in which he homered.
- Appeared defensively in 113 games at third base and six at first base (five at DH). Led PCL third basemen in fielding percentage (.944), games, total chances (269), putouts (73), assists (181), errors (15), and double plays (26).
- Crushed walk-off solo home run in the top of the 13th on Opening Night (4/6) at New Orleans.
- Joined Paul DeJong as the second of back-to-back blasts on 4/27 vs. Round Rock (off Allen Webster).
- Recorded a pair of two-homer efforts: 5/8 at Iowa and 6/29 vs. Oklahoma City.
- Blasted game-winning grand slam in the 9th inning on 5/8 at Iowa as part of multi-home run day. Also recorded season-high 5 RBI.
- Hit the first of back-to-back-to-back HRs with Harrison Bader and Paul DeJong on 4/20 vs. Round Rock (off Tanner Scheppers).
- Hit game-winning two-run homer in the 9th inning on 7/17 at Oklahoma City.
- Became the 7th Redbird to hit 30 home runs in a season (and 1st since Josh Phelps in 2008) with his 30th on 8/30 vs Iowa.
- Recorded team-high three doubles on 8/13 at Nashville.
- Hit .368 (7-19) in the PCL semifinals with five runs, one double, one home run, and five RBI.
- Named Most Valuable Player of the Championship Series after hitting the decisive home run in the fifth inning, a two-run shot that gave the Redbirds a 2-0 lead...also had a diving catch at first base in the eighth inning to end the frame with two runners on to preserve a 3-1 Memphis lead..

## MINOR LEAGUE HIGHLIGHTS

- Played in only 81 games during the 2016 season due to a fractured bone in his right hand.
- Was placed on the 7-day disabled list from 6/17-8/11, playing three rehab games (8/6-9) in the Gulf Coast League (R) where he batted .500 (3-6) with three RBI and two runs scored.
- Started 65 games at third base, and also made four starts at first base and his first three career starts at shortstop.

## AWARDS &amp; HONORS

**Pacific Coast League Championship**  
2017: Memphis (AAA)

**Pacific Coast League Championship Series Most Valuable Player**  
2017: Memphis (AAA)

**Pacific Coast League Post-Season All-Star**  
2017: Memphis (AAA)

**Arizona Fall League All-Prospect Team**  
2015: Surprise (3B)

**Arizona Fall League Rising Star**  
2015: Surprise

**Cardinals Minor League Player of the Month**  
2015: Springfield (AA) - June

**Texas League Player of the Month**  
2015: Springfield (AA) - June

**Texas League Player of the Week**  
2015: Springfield (AA) - June 15-21

**New-York Penn League Mid-Season All-Star**  
2012: Batavia (R)

- Homered on his 25th birthday, a solo shot vs. Nashville (8/27).
- Ranked 2nd on Memphis (AAA) with 20 doubles, including two games with two doubles (5/4 vs. Omaha & 5/24 at Salt Lake).
- Received an invitation to Cardinals Major League Spring Training.
- Rated as having the "Best Infield Arm" in the Cardinals organization in *Baseball America's* "Best Tools" survey following the season.
- In 2015, started 107 games at third base for Springfield (AA) and also played three games at first base.
- Ranked among 2015 Cardinals minor league leaders in home runs (14, T4th) and RBI (61, 9th).
- Named Texas League Player of the Week for the June 15-22 period, batting .355 (11-31) with 4 HR and 13 RBI... the week included a career-best five straight games with an RBI (6/17-21) and a 2 HR/5 RBI game at Tulsa (6/15), smacking a game-winning grand slam in the top of the 10th inning...it was his third career multi-HR game and third career grand slam.
- Named Cardinals Minor League Player of the Month and Texas League Player of the Month in June, batting .307 (27-88) with organizational highs of 7 HR and 23 RBI.



- Reached base safely in 22 straight home games from 4/24-6/22 with a .414 on-base percentage.
- Led all Texas League third basemen in fielding percentage (.941) and assists (194).
- Played in 24 games for Surprise in the Arizona Fall League batting .237 with 4 HR and 21 RBI.
- Named to the Arizona Fall League All-Prospect Team and was an AFL Rising Star.
- Came off the bench in the Fall Stars Game to play third base and was 0-for-3 with a run scored.
- Led the AFL in games played and tied for the league lead in RBI. Also ranked 4th in home runs, T5th in runs (15), 7th in total bases (42) and T6th in doubles (6).
- Led 2014 Springfield Cardinals (AA) with 14 home runs, 53 RBI and 166 total bases, and tied for the team lead with 19 doubles and four triples.
- Ranked 7th among Cardinals minor leaguers in home runs.
- Played in 128 games, ranking 4th in the Texas League.
- Led Texas League third basemen in games (125), total chances (362), assists (259), errors (26) and double plays (21).
- Received an invitation to Cardinals Major League Spring Training.
- Rated as having the “Best Infield Arm” by Baseball America’s “Best Tools” survey following the season.
- Ranked among 2013 Cardinals minor leaguers in doubles (24, T7th), home runs (15, T8th) and RBI (73, 6th) in 104 games between Peoria (A) and Palm Beach (A).
- Hit a pair of home runs vs. Wisconsin (4/7), his second career multi-HR game.
- Hit grand slams at Kane County (4/21) and vs. Clinton (5/20).
- Homered in three straight games (4/21-25), totaling eight RBI.
- Rated as the “Best Defensive Infielder” and as having the “Best Infield Arm” in *Baseball America*’s “Best Tools” survey following the season.
- Named a 2012 New York-Penn League Mid-Season All-Star with Batavia (R), starting at third base for the NL All-Stars and was 1-for-2 with a run scored.
- Tied for the NYPL lead in intentional walks (2) and ranked among league leaders in slugging percentage (.465, 4th) and extra base hits (27, 4th).
- Had a 14-game hitting streak (7/19-8/2) batting .385 (20-52) during the streak, which was tied for 8th-longest in the NYPL.
- Hit his first professional home run off Efrain Nieves vs. Connecticut (7/5).
- Rated as having the “Best Infield Arm” in *Baseball America*’s “Best Tools” survey following the season.

## BACKGROUND / PERSONAL

- Graduated from Murrieta Valley (Calif.) High School.
- Played in the Palomino Pony World Series in San Jose, Calif., finishing with the 2nd-best batting average (.667).
- Was a member of the Toyota Academic Team.
- Played college baseball at St. Mary’s College.
- Was first team All-West Coast Conference in 2011.
- Left the Gaels after three years ranking among all-time leaders in home runs (29, 3rd), doubles (39, 6th) and RBI (109, 10th).
- Recorded the first hit for St. Mary’s at their new baseball stadium, Louis Giusto Field, a triple in the 4th inning vs. Southern Utah.
- He and his wife, Caroline, reside in Seattle, Washington.



# KOLTEN WONG

# 16

HEIGHT	WEIGHT	BATS/THROWS	BIRTH DATE	ML SERVICE
5-7	185	L/R	10/10/90	4.045

**FULL NAME:** Kolten Kaha Wong

**BORN:** Hilo, Hawaii

**OPENING DAY AGE:** 27

**BECAME CARDINAL:** Selected in first round (22nd overall) of the June, 2011 First-Year Player Draft

**CONTRACT STATUS:** Signed through 2020 with a club option for 2021

**MLB DEBUT:** August 16, 2013 at Chicago Cubs

## SECOND BASEMAN



## COMPLETE RECORD

Year	Team	AVG	G	AB	R	H	2B	3B	HR	RBI	SH	SF	HBP	BB	IBB	SO	SB	CS	GDP	SLG	OBP	E
2011	Quad Cities	.335	47	194	39	65	15	2	5	25	0	4	3	21	1	24	9	5	4	.510	.401	8
2012	Springfield	.287	126	523	79	150	23	6	9	52	2	3	7	44	2	74	21	11	6	.405	.348	17
2013	Memphis	.303	107	412	68	125	21	8	10	45	2	4	4	41	3	60	20	1	9	.466	.369	13
	ST. LOUIS	.153	32	59	6	9	1	0	0	0	0	0	3	0	12	3	0	2	.169	.194	0	
2014	ST. LOUIS	.249	113	402	52	100	14	3	12	42	5	1	4	21	3	71	20	4	12	.388	.292	12
	Memphis	.360	18	75	16	27	4	0	3	13	0	0	0	5	0	9	6	0	1	.533	.400	3
2015	ST. LOUIS	.262	150	557	71	146	28	4	11	61	0	5	15	36	2	95	15	8	10	.386	.321	17
2016	Memphis	.429	7	28	10	12	0	1	4	11	0	0	2	4	0	6	1	0	1	.929	.529	0
	ST. LOUIS	.240	121	313	39	75	7	7	5	23	0	5	9	34	2	52	7	0	3	.355	.327	8
2017	Springfield#	.400	4	15	3	6	2	0	1	4	0	0	0	2	0	1	0	0	1	.733	.471	0
	Peoria#	.143	3	7	2	1	0	0	1	1	0	0	1	1	0	1	1	0	0	.571	.333	0
	ST. LOUIS	.285	108	354	55	101	27	3	4	42	1	3	12	41	11	60	8	2	4	.412	.376	10
	MINOR TOTALS	.308	312	1254	217	386	65	17	33	151	4	11	17	118	6	175	58	17	22	.466	.372	41
	MAJOR TOTALS	.256	524	1685	223	431	77	17	32	168	6	14	40	135	18	290	53	14	31	.379	.323	47

# Injury Rehabilitation Assignment

**Note:** Major League Uniform Numbers Worn: 16 (2013-present)

## DIVISION SERIES RECORD

Year	Team	AVG	G	AB	R	H	2B	3B	HR	RBI	SH	SF	HBP	BB	IBB	SO	SB	CS	GDP	SLG	OBP	E
2013	STL vs. PIT	.000	2	2	0	0	0	0	0	0	0	0	0	0	0	0	0	0	0	.000	.000	0
2014	STL vs. LAD	.182	3	11	1	2	1	0	1	2	0	0	0	0	0	2	0	0	2	.545	.182	0
2015	STL vs. CHI	.143	4	14	1	2	1	0	1	1	0	0	0	0	0	5	0	0	0	.429	.143	1
	D.S. TOTALS	.148	9	27	2	4	2	0	2	3	0	0	0	0	0	7	0	0	2	.444	.148	1

## LEAGUE CHAMPIONSHIP SERIES RECORD

Year	Team	AVG	G	AB	R	H	2B	3B	HR	RBI	SH	SF	HBP	BB	IBB	SO	SB	CS	GDP	SLG	OBP	E
2013	STL vs. LAD	.000	3	3	0	0	0	0	0	0	0	0	0	0	0	1	0	0	0	.000	.000	0
2014	STL vs. SF	.278	5	18	3	5	2	1	2	4	0	0	0	1	1	3	1	0	0	.833	.318	0
	L.C.S. TOTALS	.238	8	21	3	5	2	1	2	4	0	0	0	1	1	4	1	0	0	.714	.273	0



## WORLD SERIES RECORD

Year Team	AVG	G	AB	R	H	2B	3B	HR	RBI	SH	SF	HBP	BB	IBB	SO	SB	CS	GDP	SLG	OBP	E
2013 STL vs. BOS	1.000	2	1	0	1	0	0	0	0	0	0	0	0	0	0	1	0	0	1.000	1.000	0

## REGULAR SEASON FIELDING RECORD

Position	PCT	G	PO	A	E	TC	DP
Second Base	.978	466	853	1258	47	2158	330
Outfield	1.000	16	26	0	0	26	0

**Note:** Led all Major League second basemen in putouts (312) in 2015.

### 2017 SEASON HIGHS

**Most Hits:** 3, five times. Last: 8/23 vs. San Diego.  
**Most Runs:** 3, 8/23 vs. San Diego.  
**Most 2Bs:** 2, twice. Last: 8/16 at Boston.  
**Most 3Bs:** 1, three times. Last: 8/13 vs. Atlanta.  
**Most HRs:** 1, four times. Last: 8/27 vs. Tampa Bay.  
**Most RBI:** 4, 8/7 at Kansas City.  
**Most BBs:** 2, nine times. Last: 9/9 vs. Pittsburgh.  
**Most SBs:** 2, 8/23 vs. San Diego.  
**Longest Hitting Streak:** 13 games, 4/23-5/8.

### CAREER HIGHS

**Most Hits:** 4, twice. Last: 8/10/14 at Baltimore.  
**Most Runs:** 3, three times. Last: 8/23/17 vs. San Diego.  
**Most 2Bs:** 2, three times. Last: 8/16/17 at Boston.  
**Most 3Bs:** 2, 5/13/16 at Los Angeles Dodgers.  
**Most HRs:** 2, 8/7/14 vs. Boston.  
**Most RBI:** 4, three times. Last: 8/7/17 at Kansas City.  
**Most BBs:** 3, 4/13/15 vs. Milwaukee.  
**Most SBs:** 2, four times. Last: 8/23/17 vs. San Diego.h  
**Longest Hitting Streak:** 13 games, 4/23-5/8/17.  
**Grand Slams:** 2. Last: 7/27/15 vs. Cincinnati (Iglesias)  
**Game Ending HRs:** 2. Last: 5/13/15 vs. Pittsburgh (Liz).  
**Extra Inning HR:** 2. Last: 7/19/15 vs. New York Mets (Familia)  
**Pinch-hit HR:** 2. Last 8/6/16 vs. Atlanta (R. Hernandez)  
**Multi-HR Games:** 1, 8/7/14 vs. Boston.

### • CAREER TRANSACTIONS

- Selected by the Minnesota Twins in the 16th round (486th overall) of the June 2008, First Year Player Draft, but did not sign.
- Selected by the St. Louis Cardinals in the 1st round (22nd overall) of the June 2011, First Year Player Draft.
- On St. Louis disabled list (left shoulder soreness), June 22-August 5, 2014; included injury rehabilitation assignment at Memphis (AAA).
- On St. Louis disabled list (left elbow strain), May 28-June 8, 2017; included injury rehabilitation assignment at Peoria (A).
- On St. Louis disabled list (right tricep strain), June 15-July 9, 2017; included injury rehabilitation assignment at Springfield (AA).

### CAREER NOTES

- Finished third in the 2014 National League Rookie of the Year voting behind Jacob deGrom and Billy Hamilton.
- Named 2014 Rookie of the Year by St. Louis Chapter of BBWAA.
- Has an extra base hit for his last nine postseason hits, tied for the MLB record with Miguel Cabrera and Jayson Werth.
- Hit three postseason home runs in 2014, the most by a rookie second baseman in MLB history.
- Has hit four career Postseason home runs, the most by a Cardinals second baseman. His four postseason home runs rank T10th in MLB since 2014.
- Holds the Cardinals Postseason series record for total bases by a second baseman (15), surpassing Tom Herr (1985).
- Became the fourth second baseman in postseason history to hit a walk-off home run (Game 2, NLCS vs. SF, 10/12).
- Has hit two career walk-off home runs, both against the Pittsburgh Pirates (7/8/14 & 5/3/15); two extra inning home runs (5/3/15 vs. PIT, 14th inn. & 7/19/15 vs. NYM, 13th inn.); and two grand slams (6/3/14 vs. KC & 7/27/15 vs. CIN).

- Hit a grand slam for his first career MLB home run. He also had a walk-off HR, multi-HR game and pinch-hit HR in 2014.
- Has been successful in 53 of 67 stolen bases attempts (79.1%) in his career.
- Named 2013 Cardinals Minor League Player of the Year.
- Signed a five-year contract (2016-2020) with a club option for 2021 on March 2, 2016.

### 2017

- Played in 108 games, starting 99 games at second base. Missed over 40 games due to injuries.
- Posted career-highs with a .285 batting average, .376 on-base percentage and 41 walks.
- Led the Cardinals with 11 intentional walks, ranking T11th in the National League.
- Was hit by pitch a team-high 12 times, his second-highest total, ranking T10th in the N.L.
- Ranked 2nd on Cardinals with 16 infield hits and led the club with four bunt hits (T10th N.L.).

**AWARDS & HONORS****National League Rookie of the Month**

2014: St. Louis (May)

**St. Louis BBWAA Rookie of the Year**

2014: St. Louis

**Cardinals Minor League Player of the Year**

2013: Memphis (AAA)

**Cardinals Minor League Player of the Month**

2013: Memphis (AAA) - May

**All-Star Futures Game Selection**

2012: Springfield (AA)

2013: Memphis (AAA)

**Arizona Fall League Rising Star**

2012: Surprise

**Arizona Fall League All-Prospect Team**

2012: Surprise

**Texas League Championship**

2012: Springfield (AA)

**Texas League Mid-Season All-Star**

2012: Springfield (AA)

**Texas League Post-Season All-Star**

2012: Springfield (AA)

**Texas League Player of the Week**

2008: Quad Cities (A) - May 14-20

**Midwest League Championship**

2011: Quad Cities (A)

**CAREER MILESTONES****Major League Debut**

August 16, 2013 at Chicago (N.L.)

**First Major League Hit**August 19, 2013 at Milwaukee  
(6th inning, infield single off Marco Estrada)**First Major League Home Run**June 3 vs. Kansas City  
(2nd inning, Grand Slam, off James Shields)**First Major League Stolen Base**

August 19, 2013 at Milwaukee

- Missed 11 games (5/27-6/6) with a left elbow injury and 24 games (6/15-7/13) with right tricep injury. Did not play the final six games of the regular season (back tightness).
- Batted .347 (35-101) in the month of August, ranking 9th in the N.L. in batting, T3rd with nine doubles and ranked 2nd on the Cardinals with 18 RBI.
- Ran off a career-high 13-game hitting streak (4/23-5/8) batting .353 (18-51) during the run, ranking as the 3rd-longest hit streak by a Cardinal in 2017.
- Ranked T2nd on the Cardinals with 27 doubles, one shy of his career high (28 in 2015).
- Batted .358 (19-53) in Interleague contests with 3 HR, 10 RBI and a 1.080 OPS.
- Batted .339 at Busch Stadium and .237 on the road.
- Did not go multiple games without a hit from 4/17-5/19 and 7/30-8/27.
- Hit 2 of his 4 home runs during three-game series (8/25-27) vs. Tampa Bay with an RBI in all 3 games.

**2016**

- Was the Cardinals Opening Day second baseman for the third straight season and played in 121 games.
- Led the team with a career-high seven triples, ranking T8th in the National League.
- Ranked T1st in MLB with three triples in September.
- Hit two triples at LAD (5/13), the first Cardinals player with two triples since Colby Rasmus (5/27/11 at COL). Was one of 16 players in MLB with two triples in a game in 2016.
- Led all MLB pinch-hitters with a .400 BA (8-20). Hit a pinch-hit home run vs. ATL (8/6) off Roberto Hernandez, his 2nd career pinch-hit home run.
- Tied for the team lead with seven stolen bases and was a perfect 7-for-7 in steal attempts.
- Optioned to Memphis (AAA) following the 6/5 game vs. SF and recalled on 6/18. Batted .429 with 4 HR and 11 RBI in seven games at Memphis, including two multi-home run games and a walk-off grand slam vs. Colorado Springs on (6/9).
- Made his first MLB start in the outfield (CF) on 6/18 vs. TEX following recall. Made 79 starts at three different positions (69-2B, 7-CF, 3-LF) during the season.
- Hit safely in 12 of his last 18 games (16-64, 3 HR) and hit four of his five home runs on the season in his last 36 games.
- Had two three-hit games (4/9 at ATL & 7/29 at MIA).
- Had game-winning RBI on a sac fly at SF (9/17) in the top of the 9th in a 3-2 Cardinals win.

**2015**

- Played his first full season at the Major League level, appearing in 150 games, starting 147...it was the most games played by a Cardinals everyday second baseman since Fernando Vina (150) in 2002.
- Hit 11 home runs to become the first Cardinals second baseman with back-to-back years hitting 10 or more home runs since Frankie Frisch (1927-28).


**CARDINALS WHO HIT GRAND SLAMS AS FIRST MAJOR LEAGUE HOME RUN**

PLAYER	POSITION	DATE	OPPONENT	PITCHER	INNING	OUTS
Chris Carpenter	RHP	10/1/2009	at Cincinnati Reds	Kip Wells	Top 2	1
Eddie Kazak	2B	5/9/1949	Brooklyn Dodgers	Joe Hatten	Top 8	1
Terry Kennedy	C	7/1/1979	Philadelphia Phillies	Tug McGraw	Bottom 8	2
<b>Willie McGee</b>	<b>OF</b>	<b>7/20/1982</b>	<b>Atlanta Braves</b>	<b>Ken Dayley</b>	<b>Bottom 1</b>	<b>1</b>
Kent Mercker	RHP	9/2/1998	at Florida Marlins	Jesus Sanchez	Top 4	0
Mike O'Neill	PH	6/3/1902	at Boston Beaneaters	Togie Pittinger	Top 9	-
Donovan Osborne	LHP	9/7/1996	San Diego	Andy Ashby	Bottom 5	1
Jimmie Schaffer	C	6/30/1961	at Chicago Cubs	Jim Brewer	Top 1	1
Dick Sisler	1B	5/28/1946	at Chicago Cubs	Bob Chipman	Top 5	1
Jake Westbrook	RHP	8/31/2011	at Milwaukee Brewers	Randy Wolf	Top 4	1
<b>Kolten Wong</b>	<b>2B</b>	<b>6/3/2014</b>	<b>Kansas City Royals</b>	<b>James Shields</b>	<b>Bottom 2</b>	<b>2</b>

- His 11 home runs ranked 3rd among N.L. second basemen and 60 RBI ranked 4th.
- Was hit by pitch a team-high 15 times, ranking 4th-most in the N.L.
- Recorded 10 game-winning RBI, the 3rd-most for STL and ranked T23rd in the National League.
- Tallied 100 hits for the second straight season and his 146 hits ranked 4th on the team.
- Led the team with 25 two-out RBI with five of his home runs coming with two outs.
- Recorded a career-high nine-game hitting streak in May (5/17-25, .368).
- Had a career-high 43 extra-base hits and 40 multi-hit games.
- Was 2nd on the team with 15 stolen bases.
- Batted leadoff in 51 games and reached base in 43 of those.
- Hit his first MLB leadoff home run on 5/27 vs. ARI.
- Led MLB second basemen with 312 putouts, ranked 4th in N.L. in double plays (107) and had a team-high 19 defensive gems.
- Recorded a career-high 10 assists on 4/29 vs. PHI.
- Batted .318 in May with a .509 slugging pct. and five home runs (5 HR tied career monthly high, July 2014).
- Hit his second career walk-off home run in the 14th inning on 5/3 vs. PIT (both walk-off HR have come vs. PIT).
- Tied the game at 1-1 with a home run in the 13th (7/19) vs. NYM; the Mets won 3-1 in 18 inn.
- Hit his 2nd career grand slam in a 4-1 win 7/27 vs. CIN.

**2015 POSTSEASON:** Played every inning at second base in all four games of the National League Division Series vs. the Cubs and has played every inning of the Cardinals last 12 postseason games...hit a solo home run in Game 2 off Kyle Hendricks and had a double in Game 1...the Game 2 home run marked his 9th straight postseason extra base hit tying Miguel Cabrera and Jayson Werth for most in MLB postseason history...the home run was the first of back-to-back home runs with Randal Grichuk in the 5th inning and his first homer since a grand slam 7/27 vs. CIN.

**2014**

- Began the season on the Opening Day roster and played in 113 games in St. Louis and 18 games in Memphis (AAA).
- Led team with 20 stolen bases, the most by a Cardinals player since Cesar Izturis (24) in 2008.
- Hit 12 home runs, becoming the youngest Cardinals second baseman to hit 10 or more home runs in a season since Rogers Hornsby hit 21 HR in 1921 at age 25.
- His first Major League home run was a grand slam vs. Kansas City (6/2) off James Shields, which was the only grand slam by a Cardinals batter in 2014.
- Became the first Cardinals player to hit a grand slam as his first home run since Jake Westbrook (2011). His grand slam also was the first by a second baseman since Felipe Lopez (2010) and first by rookie second baseman since Bo Hart (2003).
- Became the 12th youngest Cardinal to hit a grand slam (23 years, 236 days).
- Became the first Cardinals rookie since Colby Rasmus (2009) to tally 100 hits in a season.
- Had 10 HR, 30 RBI and 14 SB in Cardinals wins.
- Ranked 10th in the National League with a .341 BA with runners in scoring position and 2 outs.
- Had 28 two-out RBI, ranking 3rd for STL and T18th among all N.L. players.
- Started 100 games at second base and turned 70 double plays, 6th among NL 2nd basemen.
- Optioned to Memphis (AAA) from 4/27-5/14; hit .344 (22-64) with 3 2Bs, 2 HRs and 10 RBI over 15 games, playing at second base each game.
- Voted National League Rookie of the Month in May, leading all N.L. rookies with a .333 average (16-48). Was the first Cardinals rookie to win the award since Brian Barden in April of 2009.
- Placed on the 15-day disabled list with left shoulder soreness (6/22), suffered after a diving catch in the field; played three games at Memphis on a rehab assignment 7/1-6 (5-11, .455), coming off the DL (7/6).
- Stole two bases in a game at CIN (5/25) and was successful in each of his first 10 career attempts.





- Recorded a .567 slugging percentage in July (T8th NL) and hit five home runs (T5th NL).
- Smacked home runs in consecutive games three times: 7/8-9 vs. PIT, 7/11-12 at MIL, 8/31-9/1 vs. CHI/PIT.
- Belted five home runs over a seven-day span (7/6-7/12) after returning from the disabled list (.333, 8-24, 5 HR, 8 RBI, 1.000 slug).
- Hit first career walk-off home run (7/8 vs. PIT) after Matt Adams had done so the prior game (7/7 vs. PIT).
- Tallied his first multi-home run game 8/7 vs. BOS and scored a season-high three runs.

**2014 POSTSEASON:** Played in eight postseason games (3 NLDS, 5 NLCS)...hit three postseason home runs, the most in MLB history by a rookie second baseman...hit a walk-off home run in Game 2 of the NLCS (10/12) off Sergio Romo, the 4th walk-off home run in Cardinals postseason history joining Ozzie Smith (NLCS 5, 1985), Jim Edmonds (NLCS 6, 2004) and David Freese (WS 6, 2011)...it was also the 7th walk-off hit in Cardinals postseason history...the walk-off home run was the 4th in MLB history by a second baseman (Alfonso Soriano, Jeff Kent, Bill Mazeroski)...hit a go-ahead/game-winning home run in NLDS Game 3 (10/6) vs. LAD off Scott Elbert...recorded seven extra base hits in the postseason, the most in Cardinals history by a rookie and the most by a NL rookie second baseman...his 15 total bases in the NLCS were the most by a Cardinals second baseman surpassing Tom Herr (14, 1985)...tripled and doubled in Game 3 of NLCS (10/14), the first Cardinal with multiple extra base hits since David Green (WS Game 5, 1982)...became the first Cardinals rookie to log an extra base hit in three consecutive postseason at-bats (Game 2 NLCS HR; Game 3 NLCS 2B & 3B)...his .724 slugging percentage was the highest by a Cardinals second baseman and the highest by a Cardinals middle infielder since Pepper Martin (.792 in the 1931 World Series)...recorded seven hits, all extra base hits.

## 2013

- Began season in Memphis (AAA), playing 107 games, starting 102 at second base, before being purchased by St. Louis (8/16) where he would remain the remainder of the season and throughout the playoffs.
- Named 2013 Cardinals Minor League Player of the Year.
- Made Major League debut at Wrigley Field (8/16) vs. CHI, going 0-for-3 while starting at second base.
- Picked up his first Major League hit (8/19) at MIL, an infield single against Marco Estrada; was 2-for-5 with two stolen bases.
- Posted consecutive multi-hit games (8/19-8/20) at MIL, getting a season-high three hits, including a double, on 8/20.
- Appeared in 18 games at 2B (starting 10 games)...was flawless in 65 total chances with eight double plays turned.
- Tied the Redbirds (AAA) single-season franchise triples (7) record held by Stubby Clapp.
- Led all Pacific Coast League second basemen with a .974 fielding percentage, 504 total chances, 195 putouts, 296 assists and games played (102).

- Named Cardinals organization Minor League Player of the Month for May, batting .375 (39-104) with 4 HR, 8 RBI and 23 runs scored.
- Ran off a 15-game hitting streak from 5/6-5/27, batting .429 (30-70) with 4 HR and 7 RBI during the stretch.
- Rated as the Cardinals No. 3 prospect (No. 58 overall) by *Baseball America* following the season. Also recognized as the No. 16 prospect in the PCL Best Tools Survey by the same publication.

**2013 POSTSEASON:** Played in seven postseason games...was 1-for-6 with a stolen base in the postseason... lone hit came in the 8th inning of Game 3 of the World Series vs. BOS (10/26)...stole second base (Workman/ Saltalamacchia) following his hit, making him the sixth Cardinals rookie to steal a base in the World Series (P. Martin, W. McGee, L. Johnson, M. Shannon, P. Kozma).

## MINOR LEAGUE HIGHLIGHTS

- Ranked among 2012 Cardinals minor leaguer leaders in runs (79, 7th), hits (150, T2nd), triples (6, T2nd) and stolen bases (21, 4th).
- Recognized as a Texas League Mid-Season and Post-Season All-Star for the Texas League Champion Springfield Cardinals (AA).
- Hit safely in 94 of 126 games, and reached base safely in 104 of 126 games.
- Ranked third in the Texas League with 150 hits. Tallied 45 multi-hit games, nine games of three hits or more and two four-hit games (5/17 at Arkansas & 6/30 vs. Frisco).
- Named Texas League Player of the Week for the May 14-20 period, batting .452 (14-31) with two home runs, seven RBI, and hitting safely in all seven games during the week.
- Started at second base for the North squad in the Texas League All-Star Game and went 1-for-2 with a run scored.
- Led Texas League second basemen in games (123), total chances (649), putouts (262), assists (370) and double plays (111).
- Batted .143 (5-35) with an RBI and two walks in nine Texas League playoff games.
- Batted .324 (24-74) for Surprise in Arizona Fall League, earning selection to AFL Top Prospects Team.
- Rated as the Cardinals No. 5 prospect (No. 84 overall) by *Baseball America* following the season. Also recognized by Texas League managers and coaches as the league's "Best Defensive Second Baseman" and the No. 16 overall prospect in the Best Tools Survey.
- Began professional career in 2011 with Midwest League Champion Quad Cities (A), batting .335 (65-194) that ranked tops among Cardinals 2011 draft picks.
- Recorded first professional hit in his first game (6/27), going 2-for-2 with a walk, sac fly, hit by pitch and two RBI.
- Hit first professional home run vs. Kane County (7/4), a solo shot off Yordano Ventura.

- Started all seven Midwest League playoff games at second base; batted .286 (8-28) with a triple, four runs scored and an RBI.
- Went 2-for-3 in deciding Midwest League Championship game vs. Lansing (9/17), scoring two runs and recording the game-winning RBI in the second inning.
- Rated as the Cardinals No. 5 prospect (No. 93 overall) by *Baseball America* following the season. Also recognized by Midwest League managers and coaches as the league's "Best Defensive Second Baseman" and the No. 12 overall prospect in the Best Tools Survey.
- Was a three-time First Team All-Western Athletic Conference selection...led the WAC with 23 stolen bases in 2011 and was 53-71 in his career.
- Named 2010 Cape Cod League MVP and WAC Tournament Most Valuable Player leading the Rainbows to their first tournament title since 1992.
- Became the 16th position player born in the state of Hawaii to appear in the majors and the first since Kila Ka'aihue who debuted in 2008 with Kansas City.
- Comes from an athletic family: his father, Kaha Wong, was a former baseball player at the University of Southern California (1985-86); his sister Kiani Wong was an outfielder on the University of Hawaii softball team; and his brother Kean Wong, an infielder in the Tampa Bay Rays organization, hit a walkoff home run for Durham (AAA) against the Memphis Redbirds in the 2017 Triple-A National Championship Game.
- Kotten's wife, Alissa, is a former Women's Track & Field athlete at the University of Hawaii.
- Resides in Palm Beach Gardens, Florida.

## BACKGROUND / PERSONAL

- Is a 2008 graduate of Kamehameha-Hawaii in Kea'au, Hawaii.
- Lettered in both football and baseball.
- Named 2008 Hawaii State co-player of the year in baseball.
- Played college baseball at the University of Hawaii and was teammates with Greg Garcia.
- Named Baseball America Third Team All-American and ABCA First Team All-American in 2011





# JAKE WOODFORD

# 87

HEIGHT	WEIGHT	BATS/THROWS	BIRTH DATE	ML SERVICE
6-4	215	R/R	10/28/96	0.000

**FULL NAME:** Jacob Robert Woodford

**BORN:** St. Petersburg, Florida

**OPENING DAY AGE:** 21

**BECAME CARDINAL:** Selected in the supplemental first round (39th overall) of the June, 2015 First-Year Player Draft

**CONTRACT STATUS:** Signed through 2018

**PITCHER (NON-ROSTER)**



## COMPLETE RECORD

Year Team	W-L	ERA	G	GS	CG	GF	SHO	SV	IP	H	R	ER	HR	HBP	BB	IBB	SO	WP	BK	BA
2015 GCL Cardinals	1-0	2.39	8	5	0	2	0	1	26.1	26	10	7	1	2	7	0	21	3	0	.260
2016 Peoria	5-5	3.31	21	21	0	0	0	0	108.2	104	47	40	7	6	37	0	82	4	1	.254
2017 Palm Beach	7-6	*3.10	23	21	0	0	0	0	119.0	128	57	41	7	9	39	0	72	5	0	.280
<b>MINOR TOTALS</b>	<b>13-11</b>	<b>3.12</b>	<b>52</b>	<b>47</b>	<b>0</b>	<b>2</b>	<b>0</b>	<b>1</b>	<b>254.0</b>	<b>258</b>	<b>114</b>	<b>88</b>	<b>15</b>	<b>17</b>	<b>83</b>	<b>0</b>	<b>175</b>	<b>12</b>	<b>1</b>	<b>.267</b>

\* Led league

### CAREER NOTES

- 2017 Florida State League ERA Leader.
- 2016 Midwest League Mid-Season All-Star.
- 2016 Cardinals Minor League Pitcher of the Month for May.

### 2017

- Led the Florida State League in ERA (3.10), tossing a career-high 119.0 innings.
- Appeared in 23 games, starting 21. His final two appearances of the season came in relief in piggy-back starts of Kevin Siegrist, who was on rehab in Palm Beach.
- Matched his career-high pitching 8.0 innings vs. Bradenton (8/18), allowing one run in a win.
- Made one start in the Florida State League playoffs and hurled 6.0 innings allowing one run on four hits in a series-opening win at Fort Myers (9/5).

### 2016

- Named a Midwest League All-Star and threw a scoreless inning in relief in the game for the West Squad.
- Cardinals Minor League Pitcher of the Month for May posting a 3-0 record with an 0.87 ERA with 26 strikeouts over 31.0 innings in five starts.
- Ranked T10th among Cardinals minor league pitchers with 21 games started.
- Struck out a career-high nine batters over 7.0 innings at Quad Cities (7/27).

### AWARDS & HONORS

**Florida State League co-Championship**  
2017: Palm Beach (High-A)

**Midwest League Mid-Season All-Star**  
2016: Peoria (A)

**Cardinals Minor League Pitcher of the Month**  
2016: Peoria (A) - May

- Established a career-high with 8.0 scoreless innings vs. Kane County (5/24) in a win.
- Posted a 4.50 ERA in his first three innings pitched and a 1.35 ERA in the 4th inning and beyond.

### BACKGROUND / PERSONAL

- Signed his college letter of intent to the University of Florida.
- Played high school baseball at Plant High School where he was 7-0 with an 0.67 ERA and 57 strikeouts in 52 innings his senior season.
- Was a Perfect Game USA 3rd Team pre-season All-American and 1st Team Florida All-Region selection in 2015.
- Resides in Tampa, Florida.



2018 OFFICIAL  MEDIA GUIDE

**BASEBALL OPERATIONS**



## SCOUTING DEPARTMENT

The scouting department has employees devoted to seeking baseball talent in four unique areas: professional, college, high school and international. Professional Scouts analyze major and minor league players from other organizations and compile reports for potential trades and signings. Area Scouts live and work within an assigned geographic area of the United States and scout the amateur ranks for talent. Each area scout is assigned a collegiate conference within their region to analyse and report. Crosscheckers verify top talent from coast to coast.

### AMATEUR SCOUTING



**MIKE ROBERTS**  
SPECIAL ASSISTANT TO  
AMATEUR SCOUTING



**TYLER HADZINSKY**  
AMATEUR SCOUTING  
COORDINATOR/ANALYST



**JAMAL STRONG**  
SPECIAL ADVISOR TO  
THE SCOUTING DIRECTOR



**AARON LOOPER**  
NATIONAL  
CROSSCHECKER



**SEAN MORAN**  
NATIONAL  
CROSSCHECKER

### REGIONAL CROSS CHECKERS



**TY BOYLES**  
MIDWEST



**AARON KRAWIEC**  
WEST



**ZACH MORTIMER**  
NORTHEAST



**KEVIN SAUCIER**  
SOUTHEAST

### AREA SCOUTS



**JABARI BARNETT**



**CLINT BROWN**



**JASON BRYANS**



**T.C. CALHOUN**



**MIKE DIBIASE**



**MIKE  
GARCIAPARRA**



**DIRK KINNEY**



**TOM LIPARI**



**JIM NEGRYCH**



**CHARLES  
PETERSON**



**STACEY  
PETTIS**



**CHRIS  
RODRIGUEZ**



**MAURICIO  
RUBIO**



**NATHAN  
SOPENA**



**BROCK  
UNGRICHT**

#### PART-TIME AMATEUR SCOUTS

Juan Ramos  
Karl Sakuda  
Jim Foster



## BASEBALL OPERATIONS



**RYAN FRANKLIN**  
SPECIAL ASSISTANT TO THE GM



**JUDY CARPENTER-BARADA**  
DIRECTOR, MAJOR LEAGUE ADMINISTRATION



**MELODY YOUNT**  
MANAGER, PLAYER COMMUNICATIONS



**MATT BAYER**  
MANAGER, SCOUTING ANALYTICS



**TONY FERREIRA**  
ADMINISTRATOR, MINOR LEAGUE OPERATIONS



**EMILY WIEBE**  
BASEBALL OPERATIONS ANALYST

## BASEBALL DEVELOPMENT



**PATRICK CASANTA**  
MANAGER, BASEBALL SYSTEMS



**KEVIN SEATS**  
ANALYST



**BRIAN SEYFERT**  
ANALYST



**JENNIFER LONG**  
APPLICATION DEVELOPER

NOT PICTURED: JEREMY COHEN – DIRECTOR, BASEBALL ANALYTICS AND SYSTEMS

## PROFESSIONAL SCOUTING



**JARED ODOM**  
MANAGER, PRO SCOUTING



**PATRICK ELKINS**



**BRIAN HOPKINS**



**JEFF ISHII**



**MARTY KEOUGH**



**AARON KLINEC**



**DERIC MCKAMEY**



**RICKY MEINHOLD**



**JOE RIGOLI**



**KERRY ROBINSON**



### CARDINALS CORE

Cardinals Core is a program that teaches character building and leadership skills to players throughout the St. Louis Cardinals minor league system.



**JOHN  
HARTWIG**



**BERNARD  
GILKEY**



**JASON  
ISRINGHAUSEN**



**BRADEN  
LOOPER**



**RYAN  
LUDWICK**



**ORLANDO  
PALMEIRO**



**CARRIE  
STEWART**

#### 2018 ST. LOUIS CARDINALS FARM SYSTEM

CLUB	LEAGUE	CLASSIFICATION
Memphis Redbirds . . . . .	.Pacific Coast . . . . .	Triple-A
Springfield Cardinals . . . . .	.Texas . . . . .	Double-A
Palm Beach Cardinals . . . . .	.Florida State . . . . .	High-A
Peoria Chiefs . . . . .	.Midwest . . . . .	Single-A
State College Spikes . . . . .	.New York-Penn . . . . .	Short-Season A
Johnson City Cardinals . . . . .	.Appalachian . . . . .	Rookie
Gulf Coast Cardinals . . . . .	.Gulf Coast . . . . .	Rookie
Dominican Summer League Cardinals 1 . . . . .	.Dominican Summer . . . . .	Rookie
Dominican Summer League Cardinals 2 . . . . .	.Dominican Summer . . . . .	Rookie



St. Louis Cardinals Dominican Academy located in Boca Chica was opened in 2015.

## INTERNATIONAL DEPARTMENT

The Cardinals have personnel in five countries outside of the United States and operate a baseball academy in the Dominican Republic as well as two rookie-level summer teams. They scout for baseball talent in the DR, as well as Colombia, the Dutch Antilles, Mexico, Panama and Venezuela. The Cardinals continue to increase their involvement in the Pacific Rim and the emerging Cuban player amateur and pro market.



**LUIS MORALES**  
DIRECTOR,  
INTERNATIONAL  
OPERATIONS & ADMIN



**JOSEPH QUEZADA**  
COORDINATOR,  
INTERNATIONAL  
OPERATIONS



**AARON RODRIGUEZ**  
ADMINISTRATOR, DOMINICAN  
REPUBLIC OPERATIONS



**JOE ALMARAZ**  
SENIOR INTERNATIONAL  
CROSS CHECKER



**DAMASO ESPINO**  
LATIN AMERICAN  
CROSS CHECKER



**ANGEL OVALLES**  
DOMINICAN REPUBLIC,  
SCOUTING SUPERVISOR



**JOSE GONZALEZ**  
MAESTRE  
VENEZUELA  
SCOUTING SUPERVISOR



**JHOHAN ACEVEDO**  
VENEZUELA



**JEAN CARLOS  
ALVAREZ**  
DOMINICAN REPUBLIC



**CARLOS  
BALCAZAR**  
COLOMBIA



**RAYMI DICENT**  
DOMINICAN REPUBLIC



**RAMON GARCIA**  
MEXICO



**ADEL GRANADILLO**  
VENEZUELA



**BRALY GUZMAN**  
DOMINICAN REPUBLIC



**ALIX MARTINEZ**  
DOMINICAN REPUBLIC



**ESTUAR RUIZ**  
VENEZUELA





### PLAYER DEVELOPMENT

The player development department is responsible for the instruction and education of players on nine minor league teams, including two international clubs and approximately 250 minor league players.

#### Minor League Field Instructors



**MARK DEJOHN**  
FIELD COORDINATOR



**RON "POP" WARNER**  
ASSISTANT FIELD COORDINATOR



**TIM LEVEQUE**  
SENIOR PITCHING COORDINATOR



**JOSÉ LEGER**  
LATIN AMERICAN FIELD & ACADEMY DEVELOPMENT COORDINATOR



**CHRIS CARPENTER**  
PITCHING SPECIALIST



**BARRY WEINBERG**  
SENIOR MEDICAL ADVISOR



**GEORGE GREER**  
OFFENSIVE STRATEGIST



**RANDY NIEMANN**  
MINOR LEAGUE PITCHING INSTRUCTOR



**STEVE TURCO**  
MINOR LEAGUE ROVING INSTRUCTOR



**LUIS AGUAYO**  
MINOR LEAGUE INFIELD COORDINATOR



**RYAN LUDWICK**  
MINOR LEAGUE HITTING INSTRUCTOR



**JASON ISRINGHAUSEN**  
MINOR LEAGUE PITCHING INSTRUCTOR

#### Minor League 4th Coaches



**BRIAN BURGAMY**  
MEMPHIS



**ELIJAH TUPUOLA**  
SPRINGFIELD



**CRAIG RICHMOND**  
PALM BEACH



**MICHAEL RIVERA**  
PEORIA



**NABO MARTINEZ**  
DOMINICAN SUMMER LEAGUE

#### MINOR LEAGUE MEDICAL TEAMS

##### MEMPHIS REDBIRDS

Dr. Arthur Franklin, MD - Team Internist  
Dr. Barry Phillips, MD - Team Orthopedist, Head Physician

##### SPRINGFIELD CARDINALS

Dr. Landon Hough - Team Internist  
Dr. Royce Moore - Team Internist  
Dr. Richard Seagrave, III, MD - Team Orthopedist  
Dr. Victor Wilson - Team Orthopedist, Head Physician

##### PALM BEACH CARDINALS & GCL CARDINALS

Dr. Daniel L. Boss, MD - Team Internist  
Dr. Ryan Simovitch, MD - Team Orthopedist, Head Physician

##### PEORIA CHIEFS

Dr. Stephen Orlevitch - Team Orthopedist, Head Physician  
Dr. Jessica Tonozzi-Kinzinger - Team Internist

##### STATE COLLEGE SPIKES

Dr. Dov Bader - Team Orthopedist, Head Physician  
Dr. Phillip Boshia - Team Internist

##### JOHNSON CITY CARDINALS

Dr. Marc Aiken, Team Orthopedist, Head Physician  
Dr. Todd Fowler, MD - Team Orthopedist  
Dr. L. Allan Colyar - Team Internist

##### DOMINICAN REPUBLIC SUMMER LEAGUE CARDINALS

Dr. Jenne Ramirez, Cardiologist  
Dr. Irvin Mármol, Orthopedic  
Dr. Gloreley Garrido, Ophthalmologist  
Dr. Grey Camarena, General Physician - Lead Physician  
Dr. Kallen Medina, Familiar and Community Doctor



**PERFORMANCE DEPARTMENT**



**ROBERT BUTLER**  
DIRECTOR OF  
PERFORMANCE



**KEITH JOYNT**  
MEDICAL  
COORDINATOR FOR  
PLAYER DEVELOPMENT



**AARON RHODES**  
STRENGTH &  
CONDITIONING  
COORDINATOR  
FOR PLAYER  
DEVELOPMENT



**MATT LEONARD**  
REHAB COORDINATOR  
FOR PLAYER  
DEVELOPMENT



**DANIEL MACLEA**  
MINOR LEAGUE  
PERFORMANCE  
SPECIALIST  
FOR PLAYER  
DEVELOPMENT



**PAUL DAVIS**  
MANAGER,  
PITCHING ANALYTICS

**MINOR LEAGUE STAFF**  
Sports Medicine



**JOSE ALVAREZ**  
ASST. MINOR LEAGUE  
REHAB COORDINATOR



**MATT CORVO**  
MEMPHIS



**BRENT NEUHARTH**  
SPRINGFIELD



**CHRIS WHITMAN**  
PALM BEACH



**DAN MARTIN**  
PEORIA



**KOJI KANEMURA**  
JOHNSON CITY



**CHRIS WALSH**  
GULF COAST LEAGUE



**SHOKI HIOKI**  
DOMINICAN SUMMER  
LEAGUE



**PEDRO BETANCOURT**  
DOMINICAN SUMMER  
LEAGUE



**ALEX WOLFINGER**  
DOMINICAN SUMMER  
LEAGUE

**Strength and Conditioning**



**LANCE THOMASON**  
MEMPHIS



**FRANK WITKOWSKI**  
SPRINGFIELD



**ROSS HASEGAWA**  
PALM BEACH



**FRANK SPINELLI**  
PEORIA



**DONALD TRAPP**  
STATE COLLEGE



**KYLE RICHTER**  
JOHNSON CITY



**DAN VEGA**  
GULF COAST LEAGUE




**CARLOS NIN**  
DOMINICAN SUMMER  
LEAGUE



**GUSTAVO OSORIO**  
DOMINICAN SUMMER  
LEAGUE



## MEMPHIS REDBIRDS (AAA)



### AutoZone Park

200 Union Avenue  
Memphis, TN 38103  
(901) 721-6050

[www.memphisredbirds.com](http://www.memphisredbirds.com)

President/General Manager: Craig Unger

Media Contact: Michael Schroeder  
[mshroeder@memphisredbirds.com](mailto:mshroeder@memphisredbirds.com)

Athletic Trainer: Matt Corvo



### STUBBY CLAPP

Stubby Clapp enters his second season as the Memphis manager and second season coaching in the Cardinals organization after leading the Redbirds to their third Pacific Coast League championship in 2017. Clapp led the club to a franchise-best 91-50 record, earned the PCL Manager of the Year award and the *Baseball America* Minor League Manager of the Year award. Additionally, he received the J. Roy Stockton/Bob Broeg Award for outstanding achievement in baseball from the St. Louis chapter of the BBWAA.

Prior to returning to Memphis, Clapp spent four seasons as hitting coach in the Blue Jays organization, including the 2015-16 seasons with New Hampshire (AA). From 2013-14, he served as hitting coach for Dunedin (High-A), and was the recipient of the Blue Jays' 2014 Bobby Mattick Award for excellence in Player Development.

Often referred to as the "Mayor of Memphis," Clapp became the first and only Memphis Redbirds player to have his number retired by the team in 2007. Known for his grit and hard play day in and day out, Clapp was beloved by fans for his energy and the backflips he routinely performed when taking the field.

In his Redbirds career, Clapp appeared in a total of 425 games. He sits at the top of the Redbirds' career leaders in walks (222) and triples (19), while also ranking second in runs scored (258) and third in games (425), at-bats (1,556), hits (418), doubles (87), and extra-base hits (128). He was a member of the Redbirds' first PCL Championship team in 2000, where he hit three homers and drove in 11 during the playoffs. Earlier that year, Clapp recorded the first hit in AutoZone Park history, with a single to center, and set the Redbirds' single-season record for triples with eight.

Clapp has represented Canada in numerous international baseball competitions. He recorded a game-winning, bases-loaded single to beat the United States in the first round of the 1999 Pan American Games in Winnipeg. Clapp also played for the Canadian National team in the 2004 Olympics in Athens, 2008 Olympics in Beijing, and the 2006 and 2009 World Baseball Classics. Clapp served as a coach in the 2013 World Baseball Classic and was third base coach for the gold medal-winning Canada national baseball team at the 2015 Pan American Games.

A graduate of Texas Tech University, the Windsor, Ontario, native was drafted by the St. Louis Cardinals in the 36th round of the 1996 First-Year Player Draft. He played for Johnson City (R) in 1996, Prince William (A) in 1997 and Arkansas (AA) in 1998 before making his debut with Memphis (AAA) on April 8, 1999 against Calgary at Tim McCarver Stadium.

Clapp made his Major League debut on June 18, 2001 against the Cubs. He appeared in 23 career games for the Cardinals that season, posting a .200 average with two doubles and one RBI.

Clapp played the 2003 season for the Braves' Richmond (AAA), followed by a 2004 campaign that was split between New Hampshire (AA) and Syracuse (AAA) in the Blue Jays organization. Clapp finished his career playing 2005-06 seasons for the Edmonton Cracker-Cats of the independent Northern League.

Following his playing career, Clapp spent 2007-12 as a coach in the Houston Astros organization: three seasons as the hitting coach for Lexington (A), one season as hitting coach for Corpus Christi (AA), and two as manager of Tri-City (SS).

Clapp has represented Canada in numerous international baseball competitions. He recorded a game-winning, bases-loaded single to beat the United States in the first round of the 1999 Pan American Games in Winnipeg. Clapp also played for the Canadian National team in the 2004 Olympics in Athens, 2008 Olympics in Beijing, and the 2006 and 2009 World Baseball Classics. Clapp served as a coach in the 2013 World Baseball Classic and was third base coach for the gold medal-winning Canada national baseball team at the 2015 Pan American Games.

The 45-year-old was the third member of his family to be given the nickname "Stubby," along with his grandfather and father. He and his wife, Chastity, have three children: sons Cooper (aka "Stubby IV") and Cannon, and daughter Crosbie.

### MANAGER



### MARK BUDASKA

Budaska returns for his 11th season as the Memphis Redbirds hitting coach. He also served as the St. Louis assistant hitting coach in June 2017 while Bill Mueller was on a leave of absence.

During his 10 years in Memphis (2008-17), Budaska has tutored current Cardinals batters Matt Carpenter, Randal Grichuk, Kolten Wong, Tommy Pham and Paul DeJong, as well as former Cardinals' World Series MVP David Freese, who

all posted career minor league years in Memphis before moving on to St. Louis.

Budaska spent three seasons (2010-12) as the hitting and outfield coach for the Tigres de Aragua in the Venezuelan Winter League. The

2011 Tigres won the championship over the Tiburones de La Guaira.

Budaska previously served as hitting coach from 2004-07 at Pawtucket (AAA) in the Boston Red Sox system and had been with the Red Sox since 2002. In 2001, he coached for the Angels' Little Rock (AA) affiliate in the Texas League and saw the Travelers win the Texas League Championship, ranking fourth in the league with a .266 team average. Budaska was a hitting coach and first base coach for a major league team in Taiwan from 1998-2000.

The former switch-hitting outfielder played 10 years in the Oakland organization, including stints in the Majors in 1978 and 1981. He made a cameo as a third base coach for the California Angels in the movie "Talent for the Game."

### HITTING COACH



### DERNIER OROZCO

Orozco begins his first season as pitching coach with Memphis and 13th in the Cardinals organization, serving at five different levels of player development.

He previously spent three seasons as pitching coach with Peoria (A), all of which included trips to the Midwest League playoffs, following two seasons with State College (A) in the New York-Penn League.

The Chiefs pitching staff combined for at least 10 shutouts in each of Orozco's three seasons, and the 2015 Peoria squad led the league in strikeouts (1,149) while boasting the league leader in ERA (Matt Pearce, 2.43), wins (Austin Gomber, 15) and strikeouts (Gomber, 140). In 2014,

his State College pitching staff ranked second in the league in ERA (2.97) en route to the league championship while posting an outstanding 0.87 ERA over six postseason games, including two shutouts. The 2013 State College squad led the New York-Penn League in ERA (2.80).

Orozco began his time with the Cardinals as a coach in the Venezuelan Summer League from 2006-08 before receiving the title of pitching coach in Venezuela in 2010. He was the pitching coach for the Gulf Coast League Cardinals in 2009 and 2011.

Orozco played six pro seasons in the Red Sox organization as a right-handed pitcher. He posted a 1.88 ERA in 14 Venezuelan Summer League outings (three starts) in 2002, and went 4-2 over 14 games (29.2 IP) for the Gulf Coast League Red Sox in 2003, his final season.

Orozco, 36, resides in Venezuela in the off-season.

### PITCHING COACH



## 2017 FINAL MEMPHIS STATISTICS



**Manager:** Stubby Clapp

**Record:** 91-50 (1st in Pacific Coast League, 1st in American South Division)

**Postseason:** Defeated Colorado Springs, 3-2, Semifinals; Defeated El Paso, 3-2, in PCL Championship;

Lost to Durham in Triple-A Championship.

**Attendance:** 350,007 (19th)

**All-Stars:** LHP Ryan Sherriff, RHP Luke Weaver, C Carson Kelly

**League Leaders:** Tyler O'Neill (Strikeouts, 151), Breyvic Valera (TPA/SO Ratio, 13.82), Josh Lucas (Lowest BB/9 IP, 1.65),

Mark Montgomery (Lowest Batting Average, .193; Fewest Baserunners/9 IP, 9.18).

### Most-Used Lineup (Most games at each position)

1B Luke Voit . . . . . 62	C Carson Kelly . . . . . 68	ST John Gant . . . . . 18
2B Breyvic Valera . . . . . 78	OF Harrison Bader . . . . . 117	REL Ryan Sherriff . . . . . 48
3B Patrick Wisdom . . . . . 113	OF Nick Martini . . . . . 80	
SS Wilfredo Tovar . . . . . 67	OF Todd Cunningham . . . . . 59	

BATTERS	AVG	G	AB	R	2B	3B	HR	RBI	SH	SF	BB	IBB	SO	SB	CS	HP	DP	SLG	OBP	E	
Bader, Harrison	.283	123	431	74	122	18	1	20	55	1	3	34	0	118	15	9	10	3	.347	.469	3
Caldwell, Bruce	.194	13	31	4	6	1	0	0	3	2	1	2	0	14	0	0	0	.235	.226	0	
Cunningham, Todd	.270	76	230	45	62	14	2	4	27	2	2	37	1	37	6	2	15	4	.401	.400	0
DeJong, Paul	.299	48	177	27	53	9	0	13	34	1	1	9	0	46	0	2	2	3	.339	.571	8
Diaz, Aledmys	.253	46	170	19	43	9	1	4	26	0	3	10	0	30	3	3	4	2	.305	.388	4
Garcia, Anthony	.179	14	39	1	7	1	0	1	3	0	0	3	0	6	1	1	1	1	.256	.282	0
Garcia, Jose Adolis	.301	40	136	21	41	11	2	3	10	1	1	7	0	31	3	1	2	6	.342	.478	0
Grichuk, Randal	.270	14	63	11	17	3	0	6	9	0	0	3	1	20	0	0	1	2	.313	.603	0
Huffman, Chad	.247	59	174	27	43	13	1	6	25	0	1	32	1	39	1	0	8	3	.386	.437	0
Jenner, Jesse	.667	1	3	2	2	1	0	0	0	0	0	0	0	0	0	0	0	0	.750	1.000	0
Kelly, Carson	.283	68	244	37	69	13	0	10	41	0	0	33	0	40	0	2	3	11	.375	.459	4
Lino, Gabriel	.236	22	72	4	17	5	0	1	8	0	1	9	1	21	0	0	0	3	.317	.347	3
Martinez, Jeremy	.333	1	3	4	1	0	0	0	0	0	0	2	0	0	0	0	0	0	.600	.333	0
Martini, Nick	.303	98	360	60	109	20	5	6	55	0	7	55	2	77	5	1	4	6	.394	.436	1
Mejia, Alex	.335	55	206	25	69	15	0	4	33	1	1	14	0	30	1	1	2	4	.381	.466	1
O'Neill, Tyler	.253	37	146	23	37	5	1	12	39	0	3	10	0	43	5	0	2	1	.304	.548	2
Peralta, Jhonny#	.364	3	11	2	4	1	0	0	2	0	0	1	0	1	0	0	0	0	.417	.455	0
Pham, Tommy	.283	25	92	17	26	8	0	4	19	1	0	13	0	21	6	3	0	1	.371	.500	2
Piscotty, Stephen	.313	8	32	7	10	3	0	4	7	0	0	6	0	7	0	0	0	0	.421	.781	0
Ravelo, Rangel	.314	89	306	49	96	25	1	8	41	0	3	31	1	56	1	2	5	11	.383	.480	4
Rosario, Alberto	.247	50	190	20	47	6	0	0	23	1	1	11	0	31	3	0	1	5	.291	.279	5
Schafer, Jordan	.450	6	20	4	9	2	0	0	5	0	0	1	0	2	1	0	0	0	.476	.550	0
Tovar, Wilfredo	.253	111	360	44	91	19	0	6	31	2	1	27	0	64	19	7	1	9	.306	.356	12
Valera, Breyvic	.314	117	424	68	133	22	6	8	41	3	4	38	1	34	11	11	1	7	.368	.450	5
Voit, Luke	.327	74	269	35	88	23	1	13	50	0	1	29	1	53	1	1	8	3	.407	.565	5
Wisdom, Patrick	.243	127	456	68	111	25	1	31	89	0	4	38	0	149	2	2	8	7	.310	.507	15
<b>TOTALS</b>	<b>.278</b>	<b>141</b>	<b>4826</b>	<b>714</b>	<b>1341</b>	<b>278</b>	<b>22</b>	<b>164</b>	<b>683</b>	<b>37</b>	<b>39</b>	<b>461</b>	<b>9</b>	<b>1040</b>	<b>84</b>	<b>48</b>	<b>79</b>	<b>93</b>	<b>.348</b>	<b>.447</b>	<b>82</b>

PITCHERS	W-L	ERA	G	GS	CG	SHO	GF	SV	IP	H	R	ER	HR	HR	BB	IBB	SO	WP	BK
Baker, Corey	1-3	8.13	6	6	0	0	0	0	31.0	46	30	28	7	3	10	1	23	3	0
Bray, Tyler	1-0	11.12	3	0	0	0	1	0	5.2	12	8	7	0	0	1	0	6	0	0
Brebbia, John	1-1	1.69	15	1	0	0	5	3	26.2	16	5	5	2	1	5	0	29	1	0
Duke, Zach	0-0	0.00	6	0	0	0	1	0	6.0	2	0	0	0	0	1	0	6	0	0
Echemendia, Pedro	1-0	0.00	1	0	0	0	0	0	3.0	2	0	0	0	1	2	0	0	0	0
Ellis, Chris	2-3	7.88	11	5	0	0	0	0	32.0	42	31	28	7	4	15	0	31	2	0
Flaherty, Jack	7-2	2.74	15	15	0	0	0	0	85.1	73	26	26	10	0	24	2	85	4	0
Gallen, Zac	1-1	3.48	4	4	0	0	0	0	20.2	18	9	8	2	3	6	0	23	1	1
Gant, John	6-5	3.83	18	18	0	0	0	0	103.1	109	47	44	10	4	25	1	99	2	1
Gilmartin, Sean	0-1	5.68	8	1	0	0	4	1	12.2	15	8	8	2	0	2	0	8	0	0
Gonzales, Marco	6-4	2.90	11	11	0	0	0	0	68.1	54	25	22	6	4	17	0	57	0	0
Harris, Mitch	0-0	9.00	2	0	0	0	1	0	2.0	3	2	2	0	0	0	0	0	0	0
Helsley, Ryan	0-0	3.60	1	1	0	0	0	0	5.0	7	2	2	0	0	3	0	5	0	0
Herget, Kevin	4-2	4.62	22	9	0	0	3	0	62.1	68	35	32	7	3	21	0	60	5	1
Heyer, Kurt	0-0	16.20	1	0	0	0	0	0	1.2	3	3	3	0	0	4	0	2	0	0
Hudson, Dakota	1-1	4.42	7	7	0	0	0	0	38.2	36	20	19	2	0	15	0	19	4	0
Lee, Thomas	0-1	54.00	1	0	0	0	0	0	0.2	5	4	4	1	0	1	0	0	0	0
Lucas, Josh	8-1	3.15	47	0	0	0	32	17	60.0	58	23	21	3	3	12	1	68	2	0
Lyons, Tyler	0-0	2.55	4	4	0	0	0	0	17.2	17	5	5	2	0	3	0	17	0	0
Mayers, Mike	5-6	3.28	31	15	0	0	3	0	109.2	117	44	40	12	4	32	1	97	1	0
Montgomery, Mark	5-1	2.43	46	0	0	0	19	5	66.2	46	19	18	4	7	15	1	73	2	0
Morales, Andrew	0-0	5.40	4	0	0	0	0	0	3.1	6	2	2	1	0	1	0	2	0	0
Nielsen, Trey	1-0	1.65	18	0	0	0	2	0	32.2	30	7	6	1	0	8	0	19	1	0
Pearce, Matt	5-3	6.00	10	10	0	0	0	0	54.0	72	38	36	7	4	10	0	33	1	1
Phillips, Zach	1-4	5.04	19	0	0	0	4	0	30.1	38	22	17	1	3	14	1	31	1	0
Poncedeleon, Daniel	2-0	2.17	6	6	0	0	0	0	29.0	20	7	7	2	2	13	0	25	0	0
Reyes, Arturo	5-5	4.41	22	6	1	0	4	1	63.1	63	34	31	5	4	17	1	41	1	3
Sherriff, Ryan	5-1	3.19	48	0	0	0	23	6	53.2	40	22	19	2	1	13	2	47	3	0
Socolovich, Miguel	2-1	4.15	30	1	0	0	12	1	39.0	35	19	18	4	1	9	1	29	1	0
Tuivailala, Sam	1-0	1.27	18	0	0	0	15	6	21.1	13	3	3	2	2	3	0	21	0	0
Weaver, Luke	10-2	2.55	15	15	0	0	0	0	77.2	63	24	22	3	1	19	1	76	6	0
Wick, Rowan	2-1	5.40	14	0	0	0	8	1	16.2	16	11	10	2	1	7	0	17	1	0
Zeid, Josh	9-4	5.19	33	12	0	0	3	0	102.1	117	61	59	18	0	48	1	95	5	0
<b>TOTALS</b>	<b>91-50</b>	<b>3.77</b>	<b>141</b>	<b>141</b>	<b>1</b>	<b>5</b>	<b>140</b>	<b>41</b>	<b>1251.1</b>	<b>1216</b>	<b>566</b>	<b>524</b>	<b>118</b>	<b>53</b>	<b>366</b>	<b>13</b>	<b>1121</b>	<b>44</b>	<b>7</b>

BASEBALL OPERATIONS



## SPRINGFIELD CARDINALS (AA)

### Hammons Field

955 East Trafficway  
Springfield, MO 65802  
(417) 863-2143

[www.springfieldcardinals.com](http://www.springfieldcardinals.com)

VP/General Manager: Dan Reiter  
Media Contact: Andrew Buchbinder  
[abuchbinder@cardinals.com](mailto:abuchbinder@cardinals.com)  
Athletic Trainer: Brent Neuharth



### JOHNNY RODRIGUEZ

Rodriguez enters his second season as the manager in Springfield and ninth in the Cardinals organization, after leading Springfield in 2017 to a 77-63 record, which tied the franchise's all-time single-season wins record (2012) and earned a first-place tie for the best overall record in the Texas League North Division.

Rodriguez previously served as manager from 2010-11 at Quad Cities (A), 2012-13 at Palm Beach (High-A), 2014 at Johnson City (R) and 2015-16 at State College (A). Rodriguez has won three league titles in seven years as a manager in the Cardinals organization, his most recent coming in 2016 as State College won the New York-Penn League Championship.

In his first season at State College in 2015, Rodriguez's Spikes posted a 41-35 record narrowly missing the postseason by one game. In 2016, the Spikes boasted the best record in the league at 50-26. In 2014, Johnson City won its third Appalachian League title in five years. In 2011, Rodriguez led Quad Cities to its first Midwest League title since 1991. Rodriguez was the hitting coach at Johnson City before moving to his managerial posts.

### MANAGER

Prior to joining the Cardinals, Rodriguez was the hitting coach from 2007-08 at Jamestown (SS) as a member of the Florida Marlins organization and had been with the Marlins from 2002-08, beginning as manager of the Jamestown affiliate.

Rodriguez's professional career spans more than 30 years, starting out in the New York Yankees organization for 17 years before moving on to the Expos as a hitting coach in 2000-01. He gained prior coaching experience at the college level at the University of Miami (Fla.), Miami-Dade Community College and at the nationally prominent high school baseball program at Westminster Christian High School (Fla.). He also has scouting experience with the Astros, Angels, Mets and Brewers.

In October of 2002, he led an amateur team filled with draft-eligible prospects to the championship of the Perfect Game/Baseball America World Wood Bat tournament held in Jupiter, Fla.

His son, Sean, plays for the Pittsburgh Pirates and made his Major League debut with the Los Angeles Angels on April 18, 2008, vs. Seattle. Johnny Rodriguez, 61, resides in Pinellas Park, Fla.



### JOBEL JIMENEZ

Jimenez returns for his third season with Springfield and his 13th in the Cardinals organization. Prior to Springfield, he served as hitting coach at Peoria (A) for three seasons (2014-16).

The 2017 Springfield offense led the Texas League with 120 stolen bases, including a league-leading 38 from Oscar Mercado. The 2016 Peoria squad led the Midwest League with 1,255 hits and co-led the circuit with a .266 average, thanks to three different Chiefs finishing in the Top 10 in batting average. The 2015 Chiefs were tied for second in the league with 157 steals, paced by Mercado's 50, which also led the league and Cardinals

minor league organization.

Jimenez served as hitting coach for the Gulf Coast Cardinals in 2013 and began his career with St. Louis prior to the start of the 2007 season, when he began as hitting coach for the Venezuelan Summer League Cardinals from 2007-09.

Prior to joining the Cardinals, Jimenez worked for six years (2001-06) with the Red Sox as a scout, outfield instructor and hitting coach in Venezuela and the Dominican Republic.

Jimenez, 40, also served as a Venezuelan scout and outfield instructor for the Marlins organization from 1999-2000.

A minor league outfielder in the Dodgers system for two seasons (1993-94), Jimenez moved to the scouting and coaching ranks and spent four seasons as an outfield instructor and VSL scout for the Dodgers from 1994-98.

### HITTING COACH



### DARWIN MARRERO

Marrero enters his first season as pitching coach with Springfield following three seasons as pitching coach with State College (A) and two years in the same role with the Gulf Coast League Cardinals.

The 2016 Spikes recorded a league-low 1.76 ERA in the New York-Penn League Playoffs on their way to capturing the league championship. State College led the league with nine shutouts and had the second fewest runs allowed (285) as a staff. Two of the last four seasons, Marrero's pitching staffs have led the league in shutouts and ranked first or second in runs allowed.

### PITCHING COACH

Prior to joining the Cardinals, Marrero was a pitching coach for the Sioux City Explorers in the American Association (2008). The Explorers staff boasted the Pitcher of the Year winner and the closer established a new league saves record. In 2005, he was pitching coach for the Capitales de Quebec in the Can-Am League.

Marrero's playing career lasted from 1998-2004 with the Montreal Expos organization, attaining his highest level at Double-A, as well as pitching eight seasons in the Venezuelan Winter League.

Marrero, 37, a Venezuela native, resides in Tampa, Fla., with his wife, Monica, and their three children, Darwin, Jr. (13), Nikary (10) and Sophia (9).



## 2017 FINAL SPRINGFIELD STATISTICS

**Manager:** Johnny Rodriguez

**Record:** 77-63 (2nd in Texas League, 1st in North Division).

**Postseason:** n/a (finished in second place in the division in both halves)

**Attendance:** 331,259 (5th)



**Mid-Season All-Stars:** RHP Corey Baker, RHP Dakota Hudson, RHP Matt Pearce, OF Adolis Garcia,

OF Anthony Garcia, OF Oscar Mercado. **Post-Season All-Stars:** RHP Dakota Hudson, RHP Matt Pearce, RHP Jack Flaherty

**League Leaders:** Dakota Hudson (ERA, 2.53; Win PCT, .692), Austin Gomber (OPP AVG, .219), Oscar Mercado (Stolen Bases 38; Caught Stealing 19), Tyler Bray (Sacrifice Hits Allowed, 4), Matt Pearce (Sacrifice Hits Allowed, 4), Sandy Alcantara (Wild Pitches, 20).

**Most-Used Lineup (Most games at each position)**

1B Casey Grayson . . . . . 59	C Gabriel Lino & Andrew Knizner . . . . . 49	ST Austin Gomber . . . . . 26
2B Eliezer Alvarez . . . . . 45	OF Oscar Mercado . . . . . 115	REL Pedro Echেমendia . . . . . 38
3B Jacob Wilson . . . . . 89	OF Adolis Garcia . . . . . 80	
SS Alex Mejia . . . . . 62	OF Magneuris Sierra . . . . . 78	

BATTERS	AVG	G	AB	R	H	2B	3B	HR	RBI	SH	SF	HP	BB	IBB	SO	SB	CS	DP	SLG	OBP	E
Acevedo, Johohan	.128	18	47	2	6	0	0	0	2	0	0	0	2	0	10	0	1	2	.128	.163	1
Alvarez, Eliezer	.247	54	186	29	46	11	1	4	26	0	2	5	16	0	56	8	3	2	.382	.321	12
Arozarena, Randy	.252	51	163	34	41	10	1	3	9	1	1	3	27	0	34	8	3	8	.380	.366	0
Caldwell, Bruce	.247	92	308	47	76	12	1	14	54	0	1	6	52	3	105	2	1	6	.429	.365	9
Cruz, Luis	.250	9	36	4	9	2	0	0	3	0	0	1	1	0	10	0	0	3	.306	.289	1
Diekroeger, Danny	.231	22	52	3	12	2	1	0	4	1	0	0	4	0	11	0	2	0	.308	.286	1
Drake, Blake	.220	12	41	4	9	1	0	2	4	1	0	0	5	0	7	1	1	2	.390	.304	2
Edman, Tommy	.247	63	219	20	54	12	2	2	26	1	2	1	16	0	34	5	2	6	.347	.298	5
Garcia, Anthony	.294	101	347	57	102	18	2	15	69	1	5	5	40	3	72	8	2	4	.487	.370	2
Garcia, Jose Adolis	.285	84	309	43	88	23	0	12	55	0	5	2	26	2	77	12	8	6	.476	.339	5
Grayson, Casey	.246	61	195	20	48	6	0	3	12	0	0	0	25	0	63	0	0	4	.323	.332	2
Grichuk, Randal#	.250	1	4	1	1	0	0	1	3	0	0	0	0	0	2	0	0	0	1.000	.250	0
Jenner, Jesse	.254	36	118	14	30	4	0	4	18	1	1	0	8	0	27	0	0	5	.390	.299	4
Knizner, Andrew	.324	51	182	27	59	13	0	4	22	0	4	2	14	0	27	0	1	7	.462	.371	3
Lino, Gabriel	.267	58	191	21	51	15	1	4	28	0	4	6	17	1	59	0	0	6	.419	.339	1
Martinez, Jeremy	.000	1	2	0	0	0	0	0	0	0	0	0	1	0	0	0	0	0	.000	.333	1
Martini, Nick	.263	23	99	13	26	5	0	2	15	0	0	0	11	0	16	1	0	3	.374	.336	0
Mejia, Alex	.251	63	227	24	57	17	0	3	24	2	3	3	16	1	36	1	1	7	.366	.305	9
Mercado, Oscar	.287	120	477	76	137	20	4	13	46	1	4	9	32	2	112	38	19	3	.428	.341	6
Nogowski, John	.295	59	207	32	61	12	0	2	21	0	2	2	27	0	25	2	0	7	.382	.378	2
O'Keefe, Brian	.400	1	5	1	2	1	0	0	1	0	0	0	0	0	2	0	0	0	.600	.400	0
Pina, Leobaldo	.167	4	12	1	2	0	0	0	0	0	0	0	0	0	3	0	0	0	.167	.167	1
Piscotty, Stephen#	.143	3	7	0	1	0	0	0	1	0	0	1	1	0	0	0	0	0	.143	.250	0
Seferina, Darren	.277	48	173	31	48	6	1	5	16	1	1	1	21	0	42	10	3	2	.410	.357	8
Sierra, Magneuris	.269	81	327	32	88	18	3	1	35	2	2	2	20	0	59	17	5	1	.352	.313	3
Sosa, Edmundo	.000	1	4	0	0	0	0	0	0	0	0	0	1	0	0	0	0	0	.000	.200	0
Spitz, Thomas	.167	11	18	1	3	1	0	0	1	0	0	0	0	0	8	1	0	0	.222	.167	0
Thon, Dickie Joe	.237	52	169	14	40	8	2	4	15	3	1	0	11	0	56	1	0	4	.379	.282	5
Turgeon, Casey	.225	30	80	15	18	4	1	1	5	1	0	1	16	0	19	3	0	1	.338	.361	1
Wilson, Jacob	.248	129	432	63	107	20	1	17	66	1	8	12	50	2	97	2	3	10	.417	.337	11
Wong, Koltzen#	.400	4	15	3	6	2	0	1	4	0	0	0	2	0	1	0	0	1	.733	.471	0
Young, Andv	.667	2	3	2	2	0	0	0	1	0	0	1	1	0	1	0	0	0	.667	.800	0
<b>TOTALS</b>	<b>.264</b>	<b>140</b>	<b>4689</b>	<b>634</b>	<b>1236</b>	<b>244</b>	<b>21</b>	<b>117</b>	<b>588</b>	<b>23</b>	<b>47</b>	<b>62</b>	<b>464</b>	<b>14</b>	<b>1090</b>	<b>120</b>	<b>54</b>	<b>102</b>	<b>.399</b>	<b>.335</b>	<b>108</b>

PITCHERS	W-L	ERA	G	GS	CG	SHO	GF	SV	IP	H	R	ER	HR	HB	BB	IBB	SO	WP	BK	
Alcantara, Sandy	7-5	4.31	25	22	0	0	2	0	125.1	125	64	60	13	15	54	0	106	20	1	
Baker, Corey	2-1	2.48	25	0	0	0	14	6	40.0	40	12	11	2	2	11	3	32	3	0	
Bard, Daniel	0-1	10.38	10	0	0	0	3	0	8.2	6	10	10	0	2	19	0	7	4	0	
Beck, Landon	1-4	3.76	37	0	0	0	25	6	40.2	41	24	17	3	4	17	3	44	6	0	
Bowen, Brady	0-0	0.00	1	0	0	0	1	0	2.1	0	0	0	0	0	0	2	0	0	0	
Bray, Tyler	8-0	2.91	37	0	0	0	13	2	52.2	49	21	17	2	7	29	4	46	3	1	
Carter, Eric	0-0	0.00	3	0	0	0	3	0	2.1	1	0	0	0	0	2	1	1	0	0	
Echemendia, Pedro	2-4	4.25	38	3	0	0	20	5	72.0	81	40	34	9	7	16	2	41	4	0	
Ellis, Chris	5-9	4.45	19	17	0	0	1	0	99.0	98	51	49	7	8	32	1	95	6	0	
Evans, Jacob	1-3	2.55	14	0	0	0	1	0	17.2	20	11	5	2	1	8	1	21	1	0	
Flaherty, Jack	7-2	1.42	10	10	0	0	0	0	63.1	47	10	10	2	0	11	0	62	1	0	
Gallen, Zac	4-5	3.79	13	13	0	0	0	0	71.1	76	33	30	8	2	19	1	42	2	2	
Gomber, Austin	10-7	3.34	26	26	0	0	0	0	143.0	116	64	53	17	6	51	0	140	5	0	
Hawkins, Chandler	0-1	3.92	16	0	0	0	4	0	20.2	16	12	9	4	4	13	0	13	1	0	
Helsley, Ryan	3-1	2.67	6	6	0	0	0	0	33.2	25	12	10	4	1	15	0	41	3	0	
Hergert, Kevin	1-2	1.86	13	0	0	0	10	5	19.1	17	4	4	1	1	3	1	21	1	0	
Hudson, Dakota	9-4	2.53	18	18	1	0	0	0	114.0	111	38	32	5	8	34	1	77	10	0	
Jones, Connor	1-0	2.70	1	1	0	0	0	0	6.2	6	2	2	1	0	3	0	2	0	0	
Littrell, Corey	1-2	4.15	28	0	0	0	2	0	34.2	28	18	16	2	3	20	2	26	6	0	
Lyons, Tyler#	1-0	3.60	1	1	0	0	0	0	5.0	3	2	2	1	0	0	0	3	0	0	
Martinez, Dailyn	0-1	5.93	7	1	0	0	2	0	13.2	23	9	9	1	0	6	0	3	1	0	
McKinney, Ian	1-0	5.16	14	2	0	0	3	0	22.2	28	13	13	3	0	11	1	10	3	0	
McKnight, Blake	1-5	6.92	24	1	0	0	11	2	39.0	52	37	30	5	3	19	3	22	4	0	
Morales, Andrew	2-1	3.13	19	0	0	0	8	2	23.0	24	8	8	1	1	11	0	28	5	1	
Nielsen, Trey	1-0	7.02	10	2	0	0	1	1	16.2	21	14	13	6	0	5	0	13	0	0	
Pearce, Matt	9-5	3.11	17	17	2	1	0	0	110.0	99	39	38	10	6	20	2	66	1	0	
Reed, Jimmy	0-0	8.10	3	0	0	0	0	0	6.2	7	7	6	1	1	3	0	4	0	0	
Siegrist, Kevin#	0-0	9.00	2	0	0	0	0	0	2.0	4	2	2	0	0	1	0	2	0	0	
Vance, Ross	0-0	0.00	2	0	0	0	0	0	2.0	2	0	0	0	1	1	0	0	1	1	0
Wick, Rowan	0-0	2.08	16	0	0	0	13	5	21.2	16	5	5	1	1	11	0	17	1	2	
<b>TOTALS</b>	<b>77-63</b>	<b>3.62</b>	<b>140</b>	<b>140</b>	<b>3</b>	<b>13</b>	<b>137</b>	<b>34</b>	<b>1229.2</b>	<b>1182</b>	<b>562</b>	<b>495</b>	<b>111</b>	<b>84</b>	<b>445</b>	<b>26</b>	<b>987</b>	<b>92</b>	<b>8</b>	

BASEBALL OPERATIONS



## PALM BEACH CARDINALS (High-A)

### Roger Dean Chevrolet Stadium

4751 Main St.  
Jupiter, FL 33458  
(561) 775-1818  
[www.palmbeachcardinals.com](http://www.palmbeachcardinals.com)

General Manager: Mike Bauer  
Media Contact: Andrew Miller  
[a.miller@rogerdeanstadium.com](mailto:a.miller@rogerdeanstadium.com)  
Athletic Trainer: Brent Neuharth



### DANN BILARDELLO

Bilardello returns for his third season as manager of Palm Beach, ninth year managing in the Cardinals organization and 13th overall as a minor league manager. Bilardello led Palm Beach to the 2017 Florida State League South Division title, and the club was named co-champions of the league, as Hurricane Irma forced the cancellation of the league finals.

From 2012-16, Bilardello advanced a coaching level each season, starting with his third and final year in Batavia (A) in 2012, Peoria (A) in 2013, Palm Beach (High-A) in 2014 and Springfield (AA) for the 2015-16 seasons. This is his 12th year with the Cardinals organization, including service as the minor league catching coordinator from 2007- 2009.

Bilardello piloted Springfield to a combined 139-141 record over his two seasons from 2015-16, highlighted by the Cardinals winning the Texas League First Half North Division Championship at 41-29 in 2016. The club's 41 victories set a franchise record for most in the First Half in team history. He and his Springfield staff of Jason Simontacchi and Ramon Ortiz also managed the North Division in the 2016 Texas League All-Star Game.

In 2012, Bilardello's Batavia squad posted a 44-32 record, finishing one game out of the wild card and two games behind the division leader after pulling off a nine-game win streak.

His 2010 Batavia squad won the Pinckney Division crown in his first season at the helm.

The former Major League catcher brought four years of minor league managing experience from the Dodgers and Red Sox organizations. He coached Boston-affiliate Wilmington (High-A) in the Carolina League during the 2005 season after three years managing Dodgers affiliates, including a Pioneer League Championship with Great Falls (R) in 2002 before moving to South Georgia (A) in 2003 and Columbus (A) in 2004.

Bilardello played all or part of eight Major League seasons as a catcher with Cincinnati (1983-85), Montreal (1986), Pittsburgh (1989-90) and San Diego (1991-92). He signed with the Dodgers after being chosen in the first round of the secondary phase of the 1978 June amateur draft. He played a career-high 109 games during his rookie season with the Reds, posting career bests in home runs (9) and RBI (38). He hit his first home run off Tom Seaver.

Bilardello, 58, resides in Naples, Fla., and has three children (two sons, Davis and Trey, and a daughter, Kammie). Davis was a left-handed pitcher drafted by the Cardinals in the 43rd round of the 2007 draft and played as high as Palm Beach (High-A). Trey is a professional golf caddie on the PGA Tour. Kammie was a two-sport athlete at Webber International University, playing tennis for four years and volleyball for three years.

### MANAGER



### BRANDON ALLEN

Allen begins his first season as hitting coach at Palm Beach, his second season as a coach in the Cardinals organization after serving in the same role in 2017 at Johnson City (R).

He mentored a 2017 Johnson City lineup led by first baseman Luis Bandes, who tied for the Appalachian League lead in RBI (49) and finished tied for third in the league with 10 home runs while batting .301 with a .520 slugging percentage in 50 games.

Allen played professionally for 13 years that included parts of four seasons in the Major Leagues. The former left-handed hitter

batted a combined .203 with 12 home runs and 41 RBI in 116 games between Arizona (2009-11), Oakland (2011-12), Tampa Bay (2012).

In 2011, Allen became only the second player in history to homer into the upper deck at the New Yankee Stadium (Russell Branyan being the first). In 2012, Allen was the Opening Day first baseman for the eventual A.L. West champions, starting the MLB opener on March 28 in Tokyo against the Mariners.

Allen, who earned a football scholarship to Rice as a linebacker and defensive end and had a baseball scholarship at the University of Houston, was originally drafted by the White Sox in the fifth round of the 2004 First-Year Player Draft out of Montgomery (Texas) High School. The 32-year-old resides in Indiana, Pa.

### HITTING COACH



### WILL OHMAN

Ohman enters his first season as pitching coach for Palm Beach and his first season in the Cardinals organization.

A former left-handed reliever, Ohman pitched in the Major Leagues in parts of 10 seasons from 2000-12. He missed the entire 2002-03 seasons because of Tommy John surgery. After the Cubs drafted him in the eighth round of the 1998 draft out of Pepperdine University,

he debuted with the Cubs in 2000 and went 6-8 with a 4.33 ERA across 220 relief appearances from 2000-07.

He set career highs in 2008 with the Braves, posting four wins in 83 appearances, which ranked second in MLB. He also spent time in the Dodgers, Marlins, Orioles, White Sox, Reds and Nationals organizations before retiring in 2013 with a career record of 12-16 and a 4.28 ERA in 483 outings.

Ohman, 40, was born on a United States Army base in Frankfurt, Germany.

### PITCHING COACH



## 2017 FINAL PALM BEACH STATISTICS



Manager: Dann Bilardello

Record: 74-60 (3rd in Florida State League, 2nd in South Division)

Postseason: Defeated Fort Myers, 2-0, in Florida State League Semifinals, awarded FSL co-Championship

Attendance: 58,832 (10th)

All-Stars: RHP Landon Beck, RHP Zac Gallen, 2B Darren Seferina, RHP Ryan Helsley

League Leaders: J.Woodford (ERA, 3.10), B.Bowen (Holds, 7), D.Martinez (Holds, 7), L.Pina (Double Plays, 20)

### Most-Used Lineup (Most games at each position)

1B	Chris Chinea	96	C	Jose Goday	67	ST	Conner Jones	21
2B	Luke Dykstra	65	OF	Thomas Spitz	99		Jake Woodford	21
3B	Leobaldo Pina	80	OF	Blake Drake	79	REL	Ross Vance	38
SS	Jose Martinez	47	OF	Randy Arozarena	69			

BATTERS	AVG	G	AB	R	H	2B	3B	HR	RBI	SH	SF	HP	BB	IBB	SO	SB	CS	DP	SLG	OBP	E
Arozarena, Randy	.275	70	265	38	73	22	3	8	40	1	4	12	13	0	53	10	4	3	.472	.333	3
Ascanio, Rayder	.091	3	11	2	1	0	0	0	1	0	0	0	2	0	4	0	0	0	.091	.231	0
Bautista, Ricardo	.111	3	9	1	1	0	1	0	4	0	1	0	1	0	4	0	0	0	.333	.182	0
Billings, Shane	.281	59	224	22	63	11	1	0	12	1	1	1	11	0	38	3	2	7	.339	.316	4
Chinea, Chris	.260	123	466	48	121	24	0	6	48	3	3	5	34	3	93	0	1	10	.350	.315	5
Dieckroeger, Danny	.247	55	198	19	49	9	2	2	21	3	5	1	12	1	40	1	0	10	.343	.287	5
Drake, Blake	.245	82	314	32	77	15	2	7	27	7	1	4	21	0	70	6	3	7	.373	.300	2
Dykstra, Luke	.250	81	268	29	67	9	0	2	27	2	2	8	14	0	32	4	3	5	.306	.305	8
Edman, Tommy	.257	18	70	7	18	2	1	1	11	2	1	2	7	0	18	0	1	1	.357	.338	6
Godoy, Jose	.265	69	238	21	63	14	0	4	41	6	2	3	16	0	36	1	2	10	.374	.317	3
Grayson, Casey	.250	25	92	13	23	1	1	1	13	1	0	2	15	1	21	2	0	1	.315	.367	2
Grichuk, Randa#	.333	1	3	1	1	0	1	0	1	0	0	0	1	0	1	0	0	0	1.000	.500	-
Herrera, Juan	.143	7	21	5	3	0	0	0	0	1	0	0	1	0	2	0	0	1	.143	.182	1
Hudzina, Danny	.000	4	3	2	0	0	0	0	0	0	0	0	2	0	0	0	0	0	.000	.400	0
Jackson, Vince	.200	19	65	7	13	2	0	0	5	0	0	0	6	0	18	1	1	0	.231	.268	1
Martinez, Jeremy	.189	60	201	16	38	3	0	0	15	3	2	3	21	0	26	1	0	8	.204	.273	2
Martinez, Jose	.223	48	175	25	39	8	0	2	17	1	3	0	18	0	35	3	2	3	.303	.291	8
Martinez, Jose#	.333	3	12	4	4	2	0	1	4	0	0	0	2	0	1	1	0	1	.750	.429	1
O'Keefe, Brian	.250	3	12	0	3	1	0	0	1	0	0	0	0	0	3	0	0	0	.333	.250	0
Peralta, Jhonny#	.250	3	8	0	2	0	0	0	0	0	0	0	0	0	4	0	0	0	.250	.250	0
Pina, Leobaldo	.265	99	359	39	95	18	1	5	37	9	2	1	17	1	76	6	1	20	.362	.298	13
Rodriguez, Julio	.000	1	3	0	0	0	0	0	0	0	0	0	0	0	0	0	0	0	1.000	.000	0
Seferina, Darren	.278	70	270	36	75	11	9	2	29	1	0	0	33	1	61	9	4	6	.407	.356	7
Sierra, Magneuris	.272	20	81	16	22	3	4	0	9	0	0	1	7	0	15	3	5	2	.407	.337	1
Sosa, Edmundo	.285	51	193	25	55	10	1	0	14	4	1	1	12	0	34	3	0	5	.347	.329	12
Spitz, Thomas	.253	101	360	57	91	16	2	5	27	2	3	3	46	2	88	11	4	4	.350	.340	4
Thomas, Lane	.257	9	35	5	9	0	1	0	3	0	1	0	3	0	10	2	2	0	.314	.308	0
Turgeon, Casey	.220	60	209	20	46	3	0	5	21	1	2	4	31	2	44	2	0	4	.306	.329	4
Wilson, Austin	.168	37	119	8	20	0	0	0	11	0	0	2	8	0	39	0	1	5	.168	.233	1
Young, Andy	.265	57	196	24	52	9	0	5	20	1	4	10	10	0	49	3	0	4	.388	.327	4
<b>TOTALS</b>	<b>.251</b>	<b>134</b>	<b>4482</b>	<b>522</b>	<b>1124</b>	<b>193</b>	<b>30</b>	<b>56</b>	<b>459</b>	<b>49</b>	<b>38</b>	<b>63</b>	<b>364</b>	<b>11</b>	<b>919</b>	<b>72</b>	<b>36</b>	<b>118</b>	<b>.345</b>	<b>.314</b>	<b>117</b>

PITCHERS	W-L	ERA	G	GS	CG	SHO	GF	SV	IP	H	R	ER	HR	HB	BB	IBB	SO	WP	BK	
Arias, Estarlin	1-1	2.48	28	0	0	0	13	6	32.2	33	11	9	1	2	9	1	41	3	1	
Beck, Landon	0-1	3.77	13	0	0	0	11	7	14.1	15	7	6	2	1	5	0	13	2	0	
Bowen, Brady	1-1	2.51	20	0	0	0	8	1	32.1	29	11	9	0	3	13	0	28	2	0	
Bray, Tyler	1-0	3.18	4	0	0	0	2	1	5.2	5	2	2	0	2	0	0	10	0	0	
Carter, Eric	1-0	0.77	9	0	0	0	7	4	11.2	9	1	1	1	0	4	1	16	0	0	
Ciavarella, Anthony	0-0	21.6	2	0	0	0	0	0	1.2	5	4	4	1	0	4	0	0	1	0	
De La Cruz, Steven	1-0	13.5	6	0	0	0	0	0	8.2	10	13	13	1	3	10	0	5	0	0	
Duke, Zach#	0-0	0.00	1	0	0	0	0	0	1.0	1	0	0	0	1	0	0	1	0	0	
Evans, Jacob	3-3	1.88	16	0	0	0	7	3	24.0	11	6	5	0	1	6	0	27	1	0	
Fernandez, Junior	5-3	3.69	16	16	1	0	0	0	90.1	82	41	37	5	7	39	1	58	7	2	
Gallen, Zac	5-2	1.62	9	9	1	0	0	0	55.2	44	14	10	1	0	10	0	56	0	2	
Gonzales, Marco#	0-0	1.50	1	1	0	0	0	0	6.0	2	1	1	1	0	0	0	7	0	0	
Gonzalez, Derian	4-7	4.33	18	15	1	1	2	0	79.0	78	40	38	5	3	30	1	72	8	0	
Guillory, Evan	0-1	5.14	1	1	0	0	0	0	7.0	7	4	4	0	0	2	0	7	0	0	
Hamann, Kevin	1-0	0.00	1	0	0	0	1	0	2.0	3	0	0	0	0	1	0	2	0	0	
Hawkins, Chandler	3-1	1.93	9	0	0	0	7	0	14.0	15	3	3	0	0	1	4	1	13	0	0
Helsley, Ryan	8-2	2.69	17	16	1	1	0	0	93.2	72	30	28	3	1	30	0	91	6	0	
Hicks, Jordan	0-1	1.00	8	5	0	0	0	3	1	27.0	21	3	3	0	2	6	0	32	1	0
Jones, Connor	8-5	3.97	24	21	0	0	1	1	113.1	120	60	50	3	6	49	2	76	9	2	
Leitao, Brennan	3-2	2.85	25	1	0	0	8	1	41.0	48	15	13	5	3	9	2	29	0	1	
Martinez, Dailyn	3-1	2.93	29	0	0	0	9	4	46.0	39	18	15	0	1	17	1	34	4	0	
McKinney, Ian	3-3	2.02	26	1	0	0	8	4	49.0	35	12	11	1	4	24	3	48	5	0	
Mendoza, Hector	0-6	5.54	19	0	0	0	8	0	26.0	29	18	16	2	4	11	1	27	2	0	
Morales, Andrew	0-0	3.52	6	0	0	0	0	0	7.2	7	5	3	0	0	2	0	6	1	0	
Nicacio, Winston	0-1	4.50	2	0	0	0	1	0	6.0	4	3	3	0	1	4	0	6	1	0	
O'Reilly, Mike	3-1	3.29	9	9	0	0	0	0	54.2	65	23	20	9	1	9	1	43	3	0	
Perez, Juan	1-0	3.58	20	0	0	0	6	1	27.2	26	11	11	1	1	16	1	18	4	0	
Pina, Leobaldo	0-0	11.57	4	0	0	0	4	0	4.2	8	6	6	3	0	4	0	0	0	0	
Reyes, Arturo	1-0	0.00	1	0	0	0	0	0	2.0	0	0	0	0	0	1	0	1	0	0	
Santos, Ramon	5-3	2.81	27	6	0	0	10	3	64.0	66	28	20	3	4	19	0	44	6	2	
Sexton, Austin	0-0	1.50	2	0	0	0	2	0	6.0	3	1	1	0	2	2	0	2	2	0	
Shew, Anthony	0-0	15.00	1	0	0	0	0	0	3.0	6	5	5	0	0	1	0	4	0	0	
Siegrist, Kevin#	0-1	3.00	3	3	0	0	0	0	3.0	3	1	1	0	0	2	0	3	1	0	
Tewes, Sam	3-2	3.09	10	6	0	0	2	1	43.2	52	23	15	3	2	6	0	34	4	0	
Vance, Ross	2-6	5.31	38	3	0	0	9	1	59.1	76	41	35	1	11	27	1	64	4	0	
Warner, Austin	1-0	0.00	1	0	0	0	1	0	3.0	2	0	0	0	0	1	0	3	0	0	
Whitley, Kodi	0-0	0.00	1	0	0	0	0	0	3.0	1	0	0	0	0	1	0	3	0	0	
Woodford, Jake	7-6	3.10	23	21	0	0	0	0	119.0	128	57	41	7	9	39	0	72	5	0	
<b>TOTALS</b>	<b>74-60</b>	<b>3.30</b>	<b>134</b>	<b>134</b>	<b>4</b>	<b>13</b>	<b>130</b>	<b>39</b>	<b>1188.2</b>	<b>1160</b>	<b>518</b>	<b>436</b>	<b>59</b>	<b>78</b>	<b>416</b>	<b>17</b>	<b>996</b>	<b>82</b>	<b>10</b>	

BASEBALL OPERATIONS





## PEORIA CHIEFS (A)

### Dozer Park

730 SW Jefferson Avenue  
Peoria, IL 61605  
(309) 680-4000  
www.peoriachiefs.com

General Manager: Jason Mott  
Media Contact: Nathan Baliva  
[nathanb@chiefsnet.com](mailto:nathanb@chiefsnet.com)  
Athletic Trainer: Dan Martin



### CHRIS SWAUGER

### MANAGER

Swauger enters his second season as manager of Peoria and fifth as a coach in the Cardinals organization after leading the Chiefs to their third consecutive playoff appearance. He previously managed two seasons at Johnson City (R), which culminated with a 2016 Appalachian League Championship. During the 2014

and played as high as Memphis (AAA) in 2012 and 2013, with one stop for eight games with the Clearwater Phillies (High-A) in 2014.

He was a member of two championship teams, Batavia in 2008 in the New York-Penn League and Springfield in 2012 in the Texas League. He had a memorable performance in Game 1 of the 2012 Texas League playoffs against Tulsa, leading the Cardinals back from a 6-0 deficit with three home runs, including the game-winner in the 10th inning.

season, Swauger served as hitting coach for Johnson City, which also won the Appalachian League Championship.

Swauger, 31, played at The Citadel from 2005-08 where he started every single game of his four-year career and still holds the record for single-season and career triples at the institution. Swauger resides in Odessa, Fla.

Swauger was originally drafted in the 26th round of the 2008 First-Year Player Draft by St. Louis. He played 613 games across seven seasons, beginning with Batavia (A) in 2008



### RUSS CHAMBLISS

### HITTING COACH

Chambliss enters his first season as hitting coach for the Chiefs and his first season in the Cardinals organization. He previously served as an assistant coach at the collegiate level with SUNY-Maritime from 2014-15 after coaching in the high school ranks in Paramus, N.J., in addition to teaching hitting and fielding clinics in the area.

He also played for Canton in the Frontier League and Newark in the Atlantic League before retiring after the 2000 season.

He was also drafted by the Padres in the 64th round in 1993 and the Yankees in the 52nd round in 1996, but did not sign.

Chambliss was drafted by the Yankees as an outfielder in the 54th round of the 1997 First-Year Player Draft out of Washington University in St. Louis. He remained in the Yankees system for three years, reaching Tampa (High-A) in 1999.

His father, Chris, played in the Majors for parts of 17 seasons from 1971-88 with the Indians, Yankees and Braves, including winning the 1971 American League Rookie of the Year award and hitting a walk-off home run in the 1976 ALCS to send the Yankees to the World Series. Chris also served as a hitting coach for the Cardinals (1993-95), Yankees (1996-2000), Mets (2002) and Reds (2004-06).

Russ, 42, resides in Englewood, N.J.



### CALE JOHNSON

### PITCHING COACH

Cale Johnson enters his first season as pitching coach for Peoria and fourth in the Cardinals organization following two seasons in the same position for Johnson City (R), including an Appalachian League title in 2016.

Johnson was originally drafted by the Cardinals in the 41st round of the 2009 First-Year Player Draft out of McKendree University in Lebanon, Ill. While at McKendree, Johnson was named the American Midwest Conference Pitcher of the Year in back-to-back seasons in 2008 and 2009 and posted a 21-7 record over his final three seasons with the Bearcats, including 24 complete games.

Johnson coached a 2017 Johnson City staff that ranked second in the league with 611 strikeouts and was led by Alvaro Seijas and his league-high 63 strikeouts. Johnson's 2016 pitching staff recorded the lowest ERA as a team in the postseason on their way to the championship, and he coached Frederis Parra to a league-best 2.53 ERA. In 2015, Johnson was the pitching coach at the Gulf Coast League level. The GCL Cardinals boasted three pitchers in the Top 10 in ERA, the wins leader in David Oca (7) and four of the top six strikeout leaders.

He pitched three seasons in the Cardinals organization, starting with the GCL Cardinals and Johnson City in 2009, Johnson City in 2010 and the Midwest League Champion Quad Cities team in 2011. Johnson compiled career marks of 8-9 with a 3.81 ERA over 55 appearances and 15 starts.

The past three years, Johnson, 30, has worked as a private pitching and hitting instructor for Back-2-Back, a training facility in Highland, Ill. He resides in Highland, Ill., with his wife, Jessica, and their son, Maclin.



## 2017 FINAL PEORIA STATISTICS

**Manager:** Chris Swauger

**Record:** 69-70 (9th in Midwest League; 4th in Western Division)

**Postseason:** Lost to Quad Cities, 2-1, in Midwest League Quarterfinals

**Attendance:** 212,659 (10th)

**All-Stars:** RHP Jordan Hicks, RHP Mike O'Reilly, C Andrew Knizner, 1B Stefan Trosclair, 2B Andy Yong



### Most-Used Lineup (Most games at each position)

1B Stefan Trosclair ..... 79	C Brian O'Keefe ..... 71	ST Ian Oxnevad ..... 23
2B J.R. Davis ..... 72	OF Dylan Carlson ..... 114	REL Ronnie Williams ..... 36
3B Danny Hudzina ..... 64	OF Nick Plummer ..... 83	
SS Kramer Robertson ..... 54	OF Vince Jackson ..... 50	

BATTERS	AVG	G	AB	R	H	2B	3B	HR	RBI	SH	SF	HP	BB	IBB	SO	SB	CS	DP	SLG	OBP	E
Aikin, Craig	.077	4	13	0	1	0	0	0	0	1	0	0	0	5	0	0	0	0	.077	.077	0
Billings, Shane	.310	46	168	26	52	3	3	1	11	3	1	1	7	0	27	14	5	2	.381	.339	0
Carlson, Dylan	.240	115	383	63	92	18	1	7	42	4	3	9	52	1	116	6	6	5	.347	.342	4
Davis, J.R.	.245	87	343	28	84	18	2	4	32	0	3	2	10	0	58	8	2	11	.344	.268	9
Davis, Matt	.192	25	73	8	14	3	0	2	7	0	0	2	10	0	28	2	0	0	.315	.306	1
Denton, Bryce	.157	19	70	2	11	4	0	1	4	0	1	0	4	0	18	2	1	5	.257	.200	1
Edman, Tommy	.284	38	155	24	44	8	5	2	18	1	2	1	15	2	19	8	2	3	.439	.347	5
Fennell, Mick	.254	46	173	14	44	4	0	1	25	1	1	1	13	0	29	5	4	1	.295	.309	2
Fiedler, Matt	.257	49	175	21	45	7	2	2	13	0	2	3	19	1	42	4	4	4	.354	.337	0
Hudzina, Danny	.252	74	270	28	68	12	0	8	32	1	1	1	22	2	53	1	1	3	.385	.310	15
Jackson, Vince	.266	72	256	33	68	16	3	8	32	0	4	1	28	2	71	0	2	6	.445	.336	3
Knizner, Andrew	.279	44	179	18	50	10	1	8	29	0	0	3	9	1	22	1	1	6	.480	.325	0
Martinez, Jose	.239	42	142	12	34	5	0	0	9	1	2	0	11	1	27	1	3	6	.275	.290	6
McCarvel, Ryan	.230	94	343	50	79	21	3	16	53	0	4	2	41	1	113	1	4	7	.449	.313	5
Mendoza, Evan	.270	18	74	9	20	6	1	1	8	0	1	0	2	1	15	2	0	2	.419	.286	5
O'Keefe, Brian	.260	97	373	43	97	20	0	15	46	0	3	1	34	0	89	7	3	14	.434	.321	5
Ortega, Dennis	.389	6	18	5	7	1	0	0	0	0	0	1	5	0	7	0	0	0	.444	.542	0
Piscotty, Stephen#	.200	4	15	0	3	2	0	0	3	0	0	0	0	0	3	1	0	0	.333	.200	1
Plummer, Nick	.198	92	278	36	55	11	1	4	17	0	1	14	53	0	109	8	9	2	.288	.353	4
Robertson, Kramer	.270	54	215	34	58	12	0	3	13	0	0	6	21	0	36	10	4	2	.367	.351	13
Trosclair, Stefan	.272	111	404	61	110	18	6	15	59	2	6	13	56	1	111	14	4	8	.458	.374	11
Wong, Kolten#	.143	3	7	2	1	0	0	1	1	0	0	1	1	0	1	1	0	0	.571	.333	0
Yepez, Juan	.260	80	304	33	79	16	1	7	47	0	2	3	19	0	72	6	1	12	.388	.308	13
Young, Andy	.284	58	211	31	60	11	4	12	38	1	0	10	22	1	54	5	2	4	.545	.379	2
TOTALS	.253	139	4642	581	1176	226	33	118	539	15	37	75	454	14	1125	107	58	103	.393	.327	118

PITCHERS	W-L	ERA	G	GS	CG	SHO	GF	SV	IP	H	R	ER	HR	HB	BB	IBB	SO	WP	BK
Almonte, Max	2-4	3.4	32	0	0	0	15	2	45.0	39	18	17	3	1	19	2	44	2	0
Arias, Estarlin	1-1	1.42	10	0	0	0	8	1	12.2	5	2	2	1	2	5	0	12	1	0
Bowen, Brady	0-2	3.26	24	0	0	0	11	4	30.1	25	11	11	2	4	4	0	31	4	0
Carter, Eric	3-1	2.51	33	0	0	0	21	9	43.0	33	14	12	4	2	17	1	50	1	1
Davis, Matt	0-0	0.00	1	0	0	0	1	0	1.0	0	0	0	0	0	0	0	0	0	0
Dobzanski, Bryan	2-5	3.70	31	12	0	0	4	0	90.0	96	50	37	6	2	34	0	69	1	0
Farinaro, Steven	1-4	7.71	8	8	0	0	0	0	42.0	58	39	36	9	1	12	0	23	2	0
Fennell, Mick	0-0	0.00	1	0	0	0	0	0	0.1	2	1	0	0	0	0	0	0	0	0
Fiedler, Matt	1-0	0.00	1	0	0	0	1	0	2.0	1	0	0	0	0	0	0	0	0	0
Hicks, Jordan	8-2	3.35	14	14	0	0	0	0	78.0	75	36	29	3	13	39	0	63	1	2
Kilichowski, John	0-6	7.06	11	10	1	0	1	0	43.1	60	36	34	8	3	30	0	41	8	0
Kruczynski, Evan	4-3	3.41	14	13	0	0	0	0	68.2	70	27	26	7	6	15	0	55	4	1
Lyons, Tyler	0-1	6.75	1	1	0	0	0	0	2.2	4	2	2	0	0	0	0	1	1	0
Martinez, Dailyn	1-0	8.10	3	0	0	0	0	0	6.2	11	6	6	1	0	1	0	6	0	0
Medina, Yeison	5-0	2.03	32	0	0	0	22	11	44.1	37	11	10	1	5	21	3	74	6	1
O'Reilly, Mike	9-2	1.75	15	12	2	2	1	0	87.2	49	17	17	10	4	11	0	89	2	0
Oxnevad, Ian	3-10	4.09	24	23	1	0	0	0	132.0	134	72	60	17	10	34	0	84	8	4
Parra, Frederis	5-6	3.74	25	10	1	0	1	0	89.0	108	42	37	8	8	24	0	49	5	0
Perez, Devin	3-6	3.89	31	0	0	0	14	2	44.0	36	21	19	1	5	28	0	42	6	0
Perez, Juan	2-2	2.51	5	5	0	0	0	0	28.2	18	11	8	2	1	7	0	16	1	0
Santos, Ramon	2-1	3.54	11	0	0	0	5	0	20.1	20	8	8	2	1	7	0	15	1	0
Sexton, Austin	4-2	2.49	23	5	0	0	7	1	47.0	45	19	13	2	5	12	0	51	5	1
Shew, Anthony	5-0	2.95	10	9	0	0	0	0	58.0	49	21	19	6	2	11	0	58	3	0
Siomkin, Keaton	0-0	4.00	7	0	0	0	1	0	9.0	8	4	4	0	0	6	0	11	2	0
Tewes, Sam	1-0	3.86	1	1	0	0	0	0	7.0	6	3	3	2	1	0	0	4	1	0
Thomson, Colton	1-1	4.15	12	0	0	0	2	1	17.1	15	8	8	2	1	7	1	26	1	0
Tilley, Leland	0-0	0.47	13	0	0	0	8	1	19.1	7	2	1	1	3	4	0	19	1	0
Tomchick, Greg	0-0	9.75	8	0	0	0	6	0	12.0	17	13	13	3	6	10	0	6	0	0
Trayner, Spencer	0-1	5.56	9	0	0	0	1	0	11.1	17	7	7	1	1	4	0	12	2	0
Warner, Austin	2-4	3.00	9	9	0	0	0	0	48.0	43	21	16	4	1	14	0	51	0	0
Williams, Ronnie	4-6	6.94	36	7	0	0	4	1	83.0	91	65	64	12	10	46	0	95	7	1
TOTALS	69-70	3.81	139	139	5	11	134	33	1223.2	1179	587	518	118	98	423	7	1097	76	11


BASEBALL OPERATIONS



## STATE COLLEGE SPIKES (A)

**Medlar Field at Lubrano Park**  
112 Medlar Field at Lubrano Park  
State College, PA 16802  
(814) 272-1711  
[www.statecollegespikes.com](http://www.statecollegespikes.com)

General Manager: Scott Walker  
Media Contact: Joe Putnam  
Athletic Trainer: Chris Whitman

**JOE KRUZAL****MANAGER**

Joe Kruzal begins his second season as manager in State College and fifth year managing in the Cardinals organization. He previously managed three years at Peoria (A) from 2014-16 and the 2013 season at Johnson City (R). Prior to managing, he spent five seasons (2008-12) as hitting coach for the Cardinals' Class-A affiliate in Quad Cities. The 2018 season marks his 11th season in the Cardinals organization.

Kruzal led the Spikes to their fifth straight campaign of at least 40 wins in 2017 and managed the South club to a victory in the New York-Penn League All-Star Game. He also managed Peoria (A) to the Midwest League postseason in back-to-back seasons from 2015-16. Across four seasons as a manager in the Cardinals organization, Kruzal's squads have a record of 296-262 (.530), and he holds a career mark of 327-293 (.527), including one season in the Reds organization.

As hitting coach in Quad Cities in 2012, the team ranked third in the Midwest League in batting and led the league in home runs (109) and RBI (649). In 2011, Quad Cities finished tops in the Midwest League in doubles (281), walks (550), on-base percentage (.346) and slugging percentage (.395).

Kruzal came to the Cardinals after spending the 2006 and 2007 seasons in the Reds organization. In 2006, Kruzal was the hitting coach for the Gulf Coast League Reds before moving on to the manager position at Billings (R) in 2007.

Prior to his time with the Reds, the veteran collegiate coach served as the assistant baseball coach at Miami (Ohio) University in 2005. He also spent 15 seasons (1989-2003) at the University of Toledo, where he served as the assistant baseball coach from 1989-92 and then moved on to head coach from 1993-2003. Kruzal was named Mid-American Conference Coach of the Year in 1999 and coached Mitch Maier in 2003, who was the only first round draft pick (Kansas City Royals) in Toledo history and consensus first-team All-American. In addition to his coaching career, Kruzal played second base at Toledo from 1985-1988.

Kruzal, 52, resides in Hamilton, Ohio, with his wife Amy and three children A.J. (24), Jaime (21) and Abby (19). A.J. is a volunteer assistant for the Bradley (Ill.) University baseball team and was drafted by the Cardinals in the 37th round of the 2013 draft, but did not sign. Jaime is a member of the University of Cincinnati dance team.

**ROGER LAFRANCOIS****HITTING COACH**

LaFrancois enters his fourth season as hitting coach for State College after experience in the same role from 2013-14 at Palm Beach (High-A) and from 2010-12 at Batavia (A). Last season, LaFrancois tutored an offense that led the New York-Penn League with a .262 team batting average and 356 runs scored while tying for the league lead in doubles (133). The 2016 club also lead the NYPL in runs scored (378) en route to the league championship.

LaFrancois has more than 25 years of coaching experience at the minor league level. He has served with several different Major League organizations, including the White Sox, Giants,

Mets, Expos and Braves before joining the Cardinals. He was also a catcher in the Red Sox organization after they selected him in the eighth round in the June, 1977 First-Year Player Draft. He spent eight years in the minor leagues and one season at Fenway Park in 1982 when he batted .400 (4-10).

LaFrancois is a partner and director of the World Baseball and Softball Coaches Convention, which hosts more than 2,000 coaches annually since 2003. He and his wife, Colleen, own a full-service marketing firm called LaFrancois Marketing Consultants based in Old Saybrook, Conn. The couple has a son, Jeff, who resides in Hoboken, N.J., and daughter, Amanda, who attends Boston University.

**ADRIAN MARTIN****PITCHING COACH**

Martin begins his first season as pitching coach for State College and second as a coach in the Cardinals organization. He served as a coach with the Pacific Coast League champion Memphis Redbirds (AAA) in 2017.

The Toronto Blue Jays selected Martin, a former right-handed pitcher, in the 19th round of the 2003

First-Year Player Draft out of South Fork High School in Stuart, Fla. He pitched professionally for 12 seasons primarily in the Toronto and San Francisco organizations. He compiled a 36-16 record with a 3.74 ERA in 200 outings from 2003-10, reaching Las Vegas (AAA) in the Blue Jays system in 2009.

He also appeared in 22 games with Auburn in the New York-Penn League in 2005, going 1-1 with a 3.05 ERA.

Martin, 33, resides in Tampa, Fla., with his wife, Emmie.



## 2017 FINAL STATE COLLEGE STATISTICS

**Manager:** Joe Kruzel

**Record:** 40-35 (3rd in New York-Penn League, 2nd in Pinckney Division)

**Attendance:** 123,401 (6th)

**All-Stars:** LHP Andrew Summerville, LHP Daniel Castano, C Joshua Lopez, 3B, Evan Mendoza  
3B Yariel Gonzalez, OF Scott Hurst

**League Leaders:** Daniel Castano (Wins, 9; IP, 91.0, Hits, 87; At-Bats Against, 347; Batters Faced, 368), Paul Balestrieri (Runs Allowed, 46), Levi MaVorhis (Fewest Baserunners/9 IP, 8.55), Yariel Gonzalez (RBI, 42; Sacrifice Flies, 5),

### Most-Used Lineup (Most games at each position)

1B Yariel Gonzalez . . . . . 32	C Dennis Ortega . . . . . 36	ST Jonathon Mulford . . . . . 15
2B Zach Kirtley . . . . . 45	OF Bryce Denton . . . . . 54	REL Noel Gonzalez . . . . . 21
3B Evan Mendoza . . . . . 38	OF Scott Hurst . . . . . 53	
SS Edwin Figuera . . . . . 40	OF Brandon Benson . . . . . 50	

BATTERS	AVG	G	AB	R	H	2B	3B	HR	RBI	SH	SF	HP	BB	IBB	SO	SB	CS	DP	SLG	OBP	E
Bautista, Ricardo	.199	49	166	17	33	7	1	4	20	0	0	0	20	0	58	0	2	4	.325	.285	2
Benson, Brandon	.256	51	180	29	46	9	1	4	30	0	3	1	18	0	35	1	0	2	.383	.322	2
Crowe, J.D.	.273	33	110	16	30	6	1	0	12	3	0	0	11	0	13	1	1	4	.345	.339	1
Davis, Matt	.248	41	121	13	30	7	0	1	9	0	0	4	6	0	30	0	2	3	.331	.305	4
Denton, Bryce	.268	56	213	27	57	6	3	2	21	2	2	2	17	0	56	2	2	5	.352	.325	1
Diaz, Imeldo	.259	7	27	2	7	0	0	0	5	0	0	0	2	0	3	0	1	0	.259	.310	1
Espinal, Stanley	.143	5	14	0	2	0	0	0	1	0	0	0	2	0	5	0	1	0	.143	.250	2
Fennell, Mick	.250	8	32	2	8	3	0	0	6	1	0	2	4	0	7	1	0	0	.344	.368	1
Fiedler, Matt	.333	1	3	0	1	0	0	0	0	0	0	0	1	0	0	0	0	0	.333	.500	-
Figuera, Edwin	.284	56	194	36	55	11	1	1	19	1	1	8	6	0	27	12	2	6	.366	.330	10
Garcia, Erik	.214	4	14	4	3	1	0	0	3	0	0	1	0	4	0	0	0	0	.286	.267	0
Gomez, Joe	.125	10	24	3	3	1	0	0	3	1	0	3	0	0	5	0	0	0	.167	.222	1
Gonzalez, Yariel	.305	56	213	27	65	12	0	2	42	0	5	2	18	0	33	2	2	3	.390	.357	12
Hudzina, Danny	.500	1	2	0	1	0	0	0	0	0	0	1	1	0	0	0	0	0	.500	.750	0
Hurst, Scott	.282	55	213	36	60	11	6	3	21	2	3	22	0	58	6	4	3	.432	.354	0	
Kirtley, Zach	.223	51	188	28	42	11	0	2	20	0	1	4	30	0	40	0	0	6	.314	.341	10
Lancaster, Tyler	.255	29	94	12	24	5	0	2	17	0	1	2	14	0	17	0	0	1	.372	.360	3
Lopes, Caleb	.264	34	110	18	29	5	0	0	8	1	2	4	18	0	10	3	1	4	.309	.381	2
Lopez, Irving	.250	1	4	0	1	1	0	0	1	0	0	0	1	0	1	1	0	0	.500	.400	0
Lopez, Joshua	.285	52	186	21	53	11	0	0	5	27	1	2	4	15	1	44	0	0	.425	.348	4
Martin, Danny	.150	5	20	3	3	1	0	0	3	0	0	0	2	0	4	0	0	0	.200	.227	1
Mendoza, Evan	.370	41	162	34	60	14	3	3	28	1	1	2	16	0	33	1	2	4	.549	.431	4
Myers, Wood	.224	39	147	13	33	5	2	1	14	1	1	1	4	0	21	4	2	4	.306	.248	7
Newman, Hunter	.250	3	12	2	3	1	0	0	1	0	0	0	0	0	2	0	0	0	.333	.250	0
Ortega, Dennis	.213	39	127	12	27	5	0	0	11	2	1	1	12	0	23	0	0	7	.252	.284	3
Wilson, Alexis	.000	1	3	1	0	0	0	0	0	0	0	0	1	0	2	0	0	0	.000	.250	0
<b>TOTALS</b>	<b>.262</b>	<b>75</b>	<b>2579</b>	<b>356</b>	<b>676</b>	<b>133</b>	<b>18</b>	<b>30</b>	<b>322</b>	<b>16</b>	<b>22</b>	<b>44</b>	<b>242</b>	<b>1</b>	<b>531</b>	<b>34</b>	<b>22</b>	<b>62</b>	<b>.363</b>	<b>.333</b>	<b>86</b>

PITCHERS	W-L	ERA	G	GS	CG	SHO	GF	SV	IP	H	R	ER	HR	HB	BB	IBB	SO	WP	BK
Balestrieri, Paul	3-4	6.49	14	12	0	0	1	0	52.2	68	46	38	1	7	28	0	40	4	0
Calvano, Robert	0-0	6.75	4	0	0	0	2	0	5.1	8	4	4	0	2	4	0	3	1	0
Castano, Daniel	9-3	2.57	14	14	1	0	0	0	91.0	87	33	26	3	3	13	0	81	5	1
Ciavarella, Anthony	0-1	8.44	6	1	0	0	2	0	10.2	17	10	10	1	2	11	0	13	1	0
Cruz, Jesus	1-0	1.93	5	0	0	0	4	1	4.2	4	1	1	0	0	0	0	8	0	0
Fagalde, Alex	1-2	2.61	8	0	0	0	3	0	10.1	15	6	3	1	1	4	0	12	1	0
Farinaro, Steven	2-1	4.93	18	1	0	0	6	0	38.1	38	26	21	3	3	25	1	25	2	1
Gonzalez, Noel	0-0	2.79	21	0	0	0	12	3	29.0	29	10	9	1	4	14	1	32	10	0
Gordon, Robbie	1-6	2.86	20	0	0	0	11	2	34.2	26	15	11	2	4	15	2	47	4	0
Latcham, Will	3-1	2.05	18	0	0	0	8	4	30.2	26	11	7	3	1	11	0	41	4	0
MaVorhis, Levi	1-1	2.06	17	3	0	0	3	2	43.2	36	11	10	4	1	11	0	39	5	0
Mulford, Jonathon	2-5	3.95	15	15	0	0	0	0	73.0	87	40	32	4	5	45	3	61	7	0
Oviedo, Johan	2-2	4.56	8	8	0	0	0	0	47.1	53	30	24	3	1	18	0	39	6	1
Shew, Anthony	2-2	3.38	4	4	0	0	0	0	24.0	20	9	9	1	1	2	0	27	1	0
Siomkin, Keaton	0-0	0.00	2	0	0	0	0	0	3.1	2	0	0	0	0	0	0	3	0	0
Summerville, Andrew	4-1	1.64	13	10	0	0	1	1	60.1	44	13	11	4	3	26	0	52	1	0
Tewes, Sam	3-3	3.83	7	7	0	0	0	0	42.1	51	25	18	3	2	9	0	31	2	0
Thomson, Colton	0-0	2.45	8	0	0	0	1	0	11.0	12	5	3	0	0	3	0	20	0	0
Tilley, Leland	1-0	0.66	9	0	0	0	3	0	13.2	8	5	1	0	2	5	0	14	0	0
Trayner, Spencer	5-1	2.52	17	0	0	0	11	5	25.0	23	9	7	2	2	14	2	25	0	0
Zgardowski, Jason	0-2	4.61	11	0	0	0	6	2	13.2	15	8	7	1	3	2	0	11	5	0
<b>TOTALS</b>	<b>40-35</b>	<b>3.40</b>	<b>75</b>	<b>75</b>	<b>1</b>	<b>4</b>	<b>74</b>	<b>20</b>	<b>664.2</b>	<b>669</b>	<b>317</b>	<b>251</b>	<b>37</b>	<b>47</b>	<b>260</b>	<b>9</b>	<b>624</b>	<b>59</b>	<b>3</b>



## JOHNSON CITY CARDINALS (ROOKIE)

### Cardinal Park

111 Legion St.  
Johnson City, TN 37601  
(423) 461-4866  
[www.jccardinals.com](http://www.jccardinals.com)

General Manager: Tyler Parsons  
Media Contact: Tyler Parsons  
Athletic Trainer: Koji Kanemura



### ROBERTO ESPINOZA

Espinoza enters his second season as manager in Johnson City and fifth as a coach in the Cardinals organization. He moved to his current role in 2017 after serving as hitting coach for Appalachian League Champion Johnson City (R) in 2016.

In 2015, Espinoza was hitting coach for the Gulf Coast League Cardinals following a year as the bullpen assistant in St. Louis when he helped catch bullpens and translate for Spanish-speaking players who needed to talk to the media.

The 2016 Johnson City squad led the league in batting average (.281), hits (651), doubles (132), fewest strikeouts (469), and on-base percentage (.350) while boasting four hitters in the top seven in batting, which included batting champ

Allen Cordoba (.362). Espinoza's 2015 Gulf Coast squad led the league as a team in total bases (692), triples (22), RBI (239) and fewest strikeouts (345). The 2015 GCL Cardinals also produced their second straight batting champion in Cordoba (.342) and boasted two players in the top five in batting, hits and runs scored.

Espinoza was originally signed by the Cardinals as a non-drafted free agent out of Palo Negro, Venezuela, in March 2006.

The former Cardinals minor league catcher played in the organization for five seasons before an injury sidelined him during the 2011 and 2012 seasons, when he pursued a career in coaching. Espinoza played in 202 games, advancing as far as Palm Beach (High-A) in 2010.

Espinoza, 29, resides in Jupiter, Fla., in the off-season.

### MANAGER



### CODY GABELLA

Gabella enters his first season as hitting coach for Johnson City and third in the Cardinals organization after two seasons as a coach for the Gulf Coast League Cardinals.

The 2017 GCL Cardinals hit a club-record 29 home runs, surpassing the previous high of 25 set in 2012 and 2010. Gabella also coached Dylan Carlson in 2016 as the center fielder tied for second in the league with 13 doubles on a club that won the GCL Championship.

Before joining the Cardinals in 2015, Gabella was a hitting and third base coach for the Watertown Bucks, an independent

league team in Watertown, N.Y.

Gabella played 47 games across two seasons of professional baseball in the San Diego Padres organization as an infielder from 2011-12, reaching as high as Lake Elsinore (High-A) in the California League.

He was selected by the Padres in the 43rd round of the 2011 First-Year Player Draft, out of Southeastern Iowa Community College. In 2010, he was selected in the 50th round by the Atlanta Braves, but did not sign.

Gabella, 26, graduated from MLBSCB Scout School in 2014 and is the son of current San Francisco Giants scout Jim Gabella. He resides in Orlando, Fla.

### HITTING COACH



### RICK HARIG

Harig begins his first season as pitching coach for Johnson City and his first season as a coach in the Cardinals organization. He joined the Cardinals baseball operations department in 2016 after more than 30 years as a coach at the amateur level, as well as work in player development and

scouting for several MLB teams.

Harig amassed more than 1,300 wins and nine state championships as an American Legion and high school coach, and he was a 2015 inductee of the Colorado Baseball Coaches

Association Hall of Fame. A University of Colorado Boulder graduate, Harig taught high school math at Fairview High School from 1985-2016 to pupils such as former MLB pitcher Jesse Crain and Cardinals President of Baseball Operations John Mozeliak.

He also worked part-time for the San Diego Padres player development department in the mid-2000s and was a regional scout for various MLB teams for 15 years.

Harig also started his own company in 2007, working as a performance coach and keynote speaker who focuses on performance development. He resides in Boulder, Colo.

### PITCHING COACH



## 2017 FINAL JOHNSON CITY STATISTICS



**Manager:** Roberto Espinoza

**Record:** 33-34 (6th in Appalachian League, 3rd in West Division)

**All-Stars:** 2B Irving Lopez, DH Luis Bandes, OF Chase Pinder

**League Leaders:** Alvaro Seijas (Strikeouts, 63), Jacob Schlesener (Walks, 38),

Franyel Casadilla (Home Runs Allowed, 10; Earned Runs Allowed, 46), Edwar Ramirez (Home Runs Allowed, 10; Hits Allowed, 83; Earned Runs Allowed, 46), Paul Salazar (Wild Pitches, 16), Jake Walsh (Batting Average Allowed, .126; SO/9 IP, 12.39; Fewest Baserunners, 6.99), Luis Bandes (RBI, 49; HR/AB Ratio, 1/19.60), Jacob Patterson (Games, 23).

### Most-Used Lineup (Most games at each position)

1B Luis Bandes . . . . . 34	C Julio Rodriguez . . . . . 36	ST Alvaro Seijas . . . . . 12
2B Irving Lopez . . . . . 34	OF Carlos Talavera . . . . . 48	REL Jacob Patterson . . . . . 23
3B Brady Whalen . . . . . 50	OF Chase Pinder . . . . . 48	
SS Imeldo Diaz . . . . . 29	OF Wadye Ynfante . . . . . 42	

BATTERS	AVG	G	AB	R	H	2B	3B	HR	RBI	SH	SF	HP	BB	IBB	SO	SB	CS	DP	SLG	OBP	E
Balbuena, Starlin	.145	20	62	7	9	5	0	0	2	1	1	1	1	0	21	1	0	2	.226	.169	3
Bandes, Luis	.301	50	196	24	59	13	0	10	49	0	3	1	8	1	33	2	0	6	.520	.327	6
Diaz, Imeldo	.296	33	115	20	34	4	0	5	13	0	0	4	11	0	21	2	0	5	.461	.377	3
Espinal, Stanley	.203	22	69	7	14	5	1	2	8	0	0	2	7	0	13	0	0	2	.391	.295	1
Knight, Cameron	.184	13	38	4	7	1	0	1	3	0	0	2	5	0	13	0	0	3	.289	.311	1
Lopez, Irving	.287	50	178	37	51	7	2	5	27	3	3	9	19	0	25	5	3	1	.433	.378	6
Murders, J.D.	.195	38	128	17	25	1	1	0	8	1	2	1	10	0	33	2	0	6	.219	.255	4
Myers, Wood	.410	19	61	11	25	4	0	0	3	0	0	1	7	0	9	1	0	1	.475	.478	5
Perez, Delvin	.184	23	76	7	14	1	1	0	4	0	0	2	12	0	14	3	4	2	.224	.311	4
Pinder, Chase	.320	50	169	35	54	9	1	3	21	1	1	7	31	1	39	5	3	2	.438	.442	0
Rivera, Jonathan	.162	31	99	11	16	7	0	1	9	0	2	0	4	0	24	0	0	4	.263	.190	6
Robbins, Walker	.174	40	132	14	23	9	0	2	11	0	3	0	14	0	48	1	0	4	.288	.248	2
Rodriguez, Carlos	.200	36	125	15	25	3	0	3	11	0	0	6	14	0	57	2	0	3	.296	.310	9
Rodriguez, Julio	.280	47	182	28	51	14	1	5	36	0	1	1	17	0	31	0	0	4	.451	.343	2
Talavera, Carlos	.212	54	156	30	33	1	1	2	10	5	1	1	26	0	48	5	6	1	.269	.326	4
Whalen, Brady	.221	53	190	36	42	12	2	7	34	0	2	4	34	0	37	2	2	4	.416	.348	16
Wilson, Alexis	.255	30	102	7	26	7	1	2	17	0	2	1	15	0	16	0	0	4	.402	.350	2
Ynfante, Wadye	.299	43	167	27	50	11	0	7	23	0	0	3	17	0	51	11	3	4	.491	.374	2
<b>TOTALS</b>	<b>.249</b>	<b>67</b>	<b>2245</b>	<b>337</b>	<b>558</b>	<b>114</b>	<b>11</b>	<b>55</b>	<b>289</b>	<b>11</b>	<b>21</b>	<b>46</b>	<b>252</b>	<b>2</b>	<b>533</b>	<b>42</b>	<b>21</b>	<b>58</b>	<b>.383</b>	<b>.334</b>	<b>88</b>

PITCHERS	W-L	ERA	G	GS	CG	SHO	GF	SV	IP	H	R	ER	HR	HB	BB	IBB	SO	WP	BK
Alvarez, Juan	2-2	5.63	16	0	0	0	5	0	24.0	22	21	15	2	1	22	0	12	3	1
Blanco, Fabian	0-2	2.91	20	0	0	0	8	5	34.0	38	18	11	3	1	12	0	42	1	1
Calvano, Robert	0-3	5.23	6	0	0	0	2	0	10.1	14	7	6	0	0	6	1	14	0	0
Casadilla, Franyel	1-6	8.57	13	10	0	0	1	0	48.1	74	47	46	10	3	20	0	37	4	0
Changarotty, Will	3-2	3.40	18	1	0	0	3	0	39.2	50	20	15	4	2	10	2	41	2	1
Dahlberg, Jake	2-0	4.96	19	0	0	0	5	0	32.2	34	21	18	4	0	10	0	32	3	0
Gonzalez, Junior	0-0	5.40	1	1	0	0	0	0	5.0	4	3	3	2	0	4	0	4	0	0
Guillory, Evan	2-1	2.80	16	6	0	0	5	0	45.0	41	16	14	2	1	7	0	35	2	0
Oviedo, Johan	2-1	4.88	6	6	0	0	0	0	27.2	22	17	15	0	4	18	0	31	5	3
Patterson, Jacob	1-3	1.93	23	0	0	0	18	9	23.1	15	8	5	1	1	7	0	33	2	1
Perez, Enrique	0-0	9.00	1	0	0	0	0	0	2.0	1	2	2	0	1	2	0	1	1	0
Prendergast, Zach	3-0	2.20	6	6	0	0	0	0	32.2	26	10	8	1	0	6	0	44	0	0
Ramirez, Edwar	3-7	7.39	13	11	0	0	1	0	56.0	83	54	46	10	7	27	0	43	6	0
Rondon, Angel	0-0	6.75	1	1	0	0	0	0	4.0	6	3	3	2	1	3	0	5	1	0
Rowland, Champ	0-0	3.38	2	0	0	0	0	0	2.2	3	1	1	0	1	1	0	5	0	0
Salazar, Paul	0-0	10.8	15	0	0	0	1	0	15.0	14	25	18	2	3	30	0	9	16	3
Schlesener, Jacob	2-3	4.33	12	11	0	0	0	0	43.2	31	28	21	2	9	38	0	61	12	1
Seeburger, Brett	1-0	2.33	12	2	0	0	3	2	27.0	26	7	7	0	2	3	0	28	0	0
Seijas, Alvaro	4-3	4.97	12	12	0	0	0	0	63.1	79	42	35	2	7	20	0	63	9	0
St. Clair, Thomas	2-1	3.22	20	0	0	0	12	4	22.1	11	11	8	1	0	15	0	32	3	0
Walsh, Jake	5-0	0.95	16	0	0	0	3	0	28.1	12	8	3	1	0	10	0	39	2	0
<b>TOTALS</b>	<b>33-34</b>	<b>4.60</b>	<b>67</b>	<b>67</b>	<b>0</b>	<b>0</b>	<b>67</b>	<b>20</b>	<b>587.0</b>	<b>606</b>	<b>369</b>	<b>300</b>	<b>49</b>	<b>44</b>	<b>271</b>	<b>3</b>	<b>611</b>	<b>72</b>	<b>11</b>



## GULF COAST LEAGUE CARDINALS (ROOKIE)

### Cardinals Complex at Roger Dean Stadium

4795 University Drive  
Jupiter, FL 33458  
(561) 775-1818

Director of Operations: Luis Morales  
Athletic Trainer: Chris Walsh



### ERICK ALMONTE

Erick Almonte begins his first season as manager with the Gulf Coast League Cardinals and fifth in the Cardinals organization. He was the hitting coach with 2017 Florida State League Co-Champion Palm Beach, which had the fewest strikeouts in the league (919). He also

served as a coach with the Dominican Summer League entry from 2014-16.

Almonte played professionally for 17 years, which included parts of three seasons in the Major Leagues. He played in 55 Major League games batting .233 with two home runs and 14

RBI, and he was a member of the American League Champion New York Yankees teams in 2001 and 2003. He also played in 16 games for the National League Central Division Champion Milwaukee Brewers in 2011.

He was signed as a non-drafted free agent by the Yankees in 1996 out of the Dominican Republic. His career included four MLB organizations: Yankees (1997-03), Rockies (2004), Tigers (2007-08) and Brewers (2009-12).

Almonte, 40, resides in Santo Domingo, Dominican Republic. His brother, Hector, pitched in parts of two seasons with the Marlins, Red Sox and Expos.

### MANAGER



### JOSH LOPEZ

Lopez begins his first season as hitting coach for the GCL Cardinals and second season in the Cardinals organization. He spent the 2017 campaign as a 4th coach for Peoria (A) in the Midwest League, assisting with pre-game preparation and worked for the Cardinals Pro Scouting

Department by scouting opposing Midwest League teams.

Lopez spent the previous two seasons as an assistant coach at Stetson University, helping guide the Hatters to a 2016 Atlantic Sun Conference Championship and a berth in the Coral Gables Regional.

Previously, Lopez served as an assistant coach at Palm Beach State College for two seasons, and assisted in leading

them to a 2013 NJCAA Regional 8 State Championship. They finished the year as the national runner-ups at the World Series. Prior to Palm Beach State, Lopez spent one year at Florida Christian College as an assistant coach.

Lopez began his coaching career at Deltona High School as the head JV and assistant Varsity coach for six years. In 2011, he helped his team to a FHSAA 6A State runner-up finish.

Josh graduated from the University of Central Florida with a Bachelor's Degree in Sport and Fitness, and gained his Master's Degree from Ohio University in Recreation and Sport Sciences.

### HITTING COACH



### GIOVANNI CARRARA

Giovanni Carrara returns for his third season as pitching coach in the Gulf Coast League and his fourth season in the Cardinals organization, serving as pitching coach for the Dominican Summer League Cardinals in 2015.

The 149 walks Carrara's staff allowed in 2017 were the second fewest in the GCL, while the 2016 club captured the GCL Championship behind five wins and a 2.32 ERA from Franyel Casadilla, who also tossed five shutout innings in a game one, 3-0 win in the finals vs. the GCL Phillies.

Carrara was originally signed as a non-drafted free agent out of Venezuela by the Blue Jays in 1990. He pitched in parts of 10 Major League seasons (1995-2006), appearing in games

with the Blue Jays (1995-96), Reds (1996-97), Rockies (2000), Dodgers (2001-02, 2004-06) and Mariners (2003). He posted a 29-18 career record with a 4.69 ERA in 313 games (18 starts).

He posted a career-best 2.18 ERA in 2004 when he went 5-2 with two saves in 42 appearances as an integral part of the Dodgers bullpen. The Dodgers claimed the National League West Division that season, and Carrara made three post-season appearances before his team fell to St. Louis in the National League Division Series. Carrara pitched in a career-high 72 games at the age of 37 in 2005, winning a career-high seven games in a relief role.

Carrara, 50, represented Italy in the 2007 Euros due to his parents heritage from Italy. He resides in El Tigre, Venezuela, in the off-season.

### PITCHING COACH



# 2017 FINAL GULF COAST STATISTICS



**Manager:** Steve Turco

**Record:** 26-29 (18th in the Gulf Coast League, 4th in the East Division)

**League Leaders:** Brian Pirela (Home Runs Allowed, 8), Junior Gonzalez (Hits Allowed, 75;

At-Bats Against, 244; Total Batters Faced, 274; Runs Allowed, 41), Elehuris Montero (Sacrifice Flies, 6)

## Most-Used Lineup (Most games at each position)

1B Daniel Gomez..... 30	OF Terry Fuller ..... 37	ST Winston Nicacio..... 8
2B Michael Brdar..... 21	OF Jonatan Machado ..... 34	ST Junior Gonzalez..... 8
3B Elehuris Montero ..... 41	OF Sanel Rosendo ..... 32	REL Enrique Perez ..... 18
SS Taylor Bryant ..... 22	ST Angel Rondon..... 8	
C Carlos Soto ..... 28	ST Brian Pirela ..... 8	

BATTERS	AVG	G	AB	R	H	2B	3B	HR	RBI	SH	SF	HP	BB	IBB	SO	SB	CS	DP	SLG	OBP	E
Alvarez, Eliezer	.250	7	24	4	6	2	0	1	2	0	1	0	2	0	3	1	0	1	.458	.296	4
Brdar, Michael	.235	31	85	9	20	4	0	0	10	1	0	2	10	0	12	1	2	1	.282	.330	3
Brodbeck, Andrew	.333	7	18	2	6	1	1	0	2	0	1	1	3	0	3	2	1	0	.500	.435	1
Bryant, Taylor	.324	43	136	22	44	11	1	1	21	0	1	1	27	0	27	2	0	5	.441	.436	5
Castillo, Moises	.248	37	109	19	27	6	1	1	11	2	0	4	10	0	27	2	0	3	.349	.333	6
Cedeno, Leandro	.351	9	37	8	13	4	0	4	12	0	1	0	1	0	7	0	0	1	.784	.359	4
Coman, Robbie	.353	18	51	8	18	6	0	1	9	0	1	1	2	0	5	0	0	1	.529	.382	1
Flores, Luis	.192	34	99	16	19	3	2	1	9	1	2	2	9	0	19	4	2	3	.293	.268	6
Fuller, Terry	.161	37	118	13	19	3	1	3	11	0	1	1	12	0	49	3	0	1	.280	.242	3
Gomez, Daniel	.240	35	104	16	25	4	0	2	12	0	2	3	17	0	30	0	0	2	.337	.357	4
Gomez, Joe	.167	2	6	2	1	0	0	0	0	0	0	0	1	0	1	0	0	0	.167	.286	0
Grayson, Casey	.412	6	17	8	7	4	1	0	9	0	0	0	6	0	3	0	0	0	.765	.565	0
Jackson, Zach	.098	14	41	2	4	0	0	0	5	0	1	0	10	0	20	0	0	2	.098	.269	2
Knight, Cameron	.190	15	42	3	8	2	0	0	2	0	0	1	7	0	16	0	0	1	.238	.320	1
Luna, Andres	.288	18	59	7	17	2	1	1	6	0	0	1	6	0	13	3	0	0	.407	.364	1
Machado, Jonatan	.323	35	124	27	40	8	0	2	20	0	2	5	8	0	13	8	2	1	.435	.381	0
Montero, Elehuris	.277	52	173	30	48	16	1	5	36	0	6	7	22	1	33	0	2	6	.468	.370	10
Perez, Delvin	.238	11	42	7	10	1	2	0	5	0	2	1	5	0	10	2	1	0	.357	.320	2
Rosendo, Sanel	.202	37	104	19	21	4	0	4	16	0	1	1	20	0	34	1	3	1	.356	.333	1
Sanchez, Brian	.200	33	100	10	20	4	2	1	11	0	1	1	10	0	30	0	0	2	.310	.277	3
Schafer, Jordan	.250	7	20	8	5	2	1	0	2	0	0	0	6	0	5	1	1	0	.450	.423	0
Sosa, Edmundo	.364	6	22	7	8	1	0	1	2	0	0	0	1	0	2	0	0	0	.545	.391	0
Soto, Carlos	.239	35	113	11	27	2	0	0	12	0	0	1	11	1	20	0	0	4	.257	.312	5
Williams, Donivan	.204	33	98	17	20	1	2	1	16	0	3	3	11	0	25	2	3	1	.286	.296	5
Zavala, Stephen	.667	1	3	1	2	0	0	0	2	0	0	0	0	0	0	0	0	1	.667	.667	0
<b>TOTALS</b>	<b>.249</b>	<b>55</b>	<b>1745</b>	<b>276</b>	<b>435</b>	<b>91</b>	<b>16</b>	<b>29</b>	<b>243</b>	<b>4</b>	<b>26</b>	<b>36</b>	<b>217</b>	<b>2</b>	<b>407</b>	<b>32</b>	<b>17</b>	<b>37</b>	<b>.370</b>	<b>.340</b>	<b>75</b>

PITCHERS	W-L	ERA	G	GS	CG	SHO	GF	SV	IP	H	R	ER	HR	HB	BB	IBB	SO	WP	BK
Alvarez, Juan	0-0	0.00	2	0	0	0	0	0	2.0	1	0	0	0	0	0	0	1	0	0
Cruz, Jesus	0-0	5.40	1	0	0	0	0	0	1.2	4	1	1	0	0	0	0	3	0	0
Dayton, Patrick	2-2	3.86	15	0	0	0	10	2	16.1	23	17	7	0	2	9	0	19	5	0
De Jesus, Noel	2-1	2.94	10	5	0	0	0	0	33.2	35	13	11	1	0	9	1	20	2	0
Diaz, Oneiver	0-2	14.73	3	1	0	0	1	0	7.1	13	13	12	1	0	2	0	4	3	0
Duke, Zach	0-0	0.00	2	2	0	0	0	0	2.0	1	0	0	0	0	0	0	3	0	0
Fagalde, Alex	2-1	2.25	6	1	0	0	0	0	12.0	12	3	3	1	0	0	0	14	0	0
Gentner, Gabriel	2-2	2.04	15	0	0	0	8	0	17.2	23	7	4	1	0	3	0	19	2	0
Gilmartin, Sean	0-0	4.76	5	5	0	0	0	0	5.2	3	3	3	0	0	0	0	7	1	0
Gonzalez, Derian	0-0	3.00	2	2	0	0	0	0	3.0	5	2	1	0	0	0	0	6	1	0
Gonzalez, Junior	2-2	4.70	12	8	0	0	1	0	59.1	75	41	31	3	8	19	1	29	4	0
Hamann, Kevin	1-1	3.26	14	2	0	0	11	2	19.1	19	10	7	1	2	2	0	15	1	2
Hunt, Chris	2-2	4.09	13	0	0	0	1	0	22.0	27	11	10	2	0	3	0	17	0	0
Malcom, Cory	0-0	3.18	12	0	0	0	8	2	11.1	13	4	4	0	0	2	0	14	1	0
Nicacio, Winston	4-3	2.61	11	8	0	0	1	0	51.2	57	24	15	4	3	16	0	39	9	0
Perez, Enrique	1-2	8.14	18	1	0	0	1	0	24.1	24	24	22	0	3	27	0	31	3	0
Pirela, Brian	3-4	4.50	11	8	0	0	0	0	54.0	60	33	27	8	5	23	0	37	3	1
Reyes, Arturo	0-1	2.25	4	1	0	0	0	0	4.0	3	1	1	0	1	0	0	4	0	0
Rivera, Wilberto	0-0	5.79	9	0	0	0	0	0	9.1	12	9	6	0	0	6	0	8	4	0
Rondon, Angel	3-3	2.64	11	8	0	0	0	0	47.2	46	20	14	2	2	17	0	41	2	0
Saylor, C.J.	1-2	7.30	10	0	0	0	4	2	12.1	16	14	10	1	2	5	0	14	0	0
Voyles, Jim	0-1	8.18	8	1	0	0	2	1	11.0	13	10	10	1	0	2	0	7	3	0
Warner, Austin	1-0	0.77	3	2	0	0	0	0	11.2	9	2	1	0	0	0	0	19	1	1
Whitley, Kodi	0-0	1.84	12	0	0	0	7	2	14.2	15	4	3	0	1	3	1	19	2	0
Wick, Rowan	0-0	0.00	4	0	0	0	0	0	4.0	0	0	0	0	0	1	0	8	0	0
<b>TOTALS</b>	<b>26-29</b>	<b>3.97</b>	<b>55</b>	<b>55</b>	<b>0</b>	<b>4</b>	<b>55</b>	<b>11</b>	<b>458.0</b>	<b>509</b>	<b>266</b>	<b>202</b>	<b>26</b>	<b>29</b>	<b>149</b>	<b>3</b>	<b>398</b>	<b>47</b>	<b>4</b>





# DOMINICAN SUMMER LEAGUE CARDINALS 1 (ROOKIE)

## Cardinals Academy

Jubey, La Malena  
Boca Chica, Dominican Republic

**Academy Administrator:** Aaron Rodriguez

**Athletic Trainer:** Shoki Hioki

**Strength & Conditioning:** Gustavo Osorio



## FRAY PENICHE

Peniche begins his eighth season as manager of the Dominican Summer League Cardinals 1 and has compiled a 269-297 record (.475).

He spent 12 seasons in the Detroit Tigers organization, most recently as manager of the DSL Tigers (2007-10).

Peniche began his coaching career with the Oneonta Tigers (SS) in 1999, then moved on as a coach with the DSL Tigers from 2000-2006. He was promoted to manager

of the DSL Tigers in 2007 and led the team to a 45-20 record and a second place finish in their division.

Peniche was signed as a non-drafted free agent by the Tigers and played four seasons in their minor league system. He spent three seasons (1995-97) with the Gulf Coast League Tigers and one season (1998) in the New York-Penn League with the Jamestown Jammers (R). Peniche, 41, resides in Santo Domingo Este, Dominican Republic, with his wife, Sandy, and two children: Aaron (18) and Fray Antonio (14).

## MANAGER



## JOSE LEON

Leon begins his first season as hitting coach of the Dominican Summer League Cardinals and his first season as a coach in the Cardinals organization.

The Cardinals drafted Leon in the 22nd round of the 1994 First-Year Player Draft as a right-handed hitting infielder out of Alberque Olimpico School in his hometown

of Cayey, Puerto Rico. Leon remained in the Cardinals minor league system until 2000, including the 1998 season with

Prince William (High-A) when he batted .291 with a career-high 21 home runs and 74 RBI.

He joined the Baltimore Orioles organization late in the 2000 season and made his MLB debut with the Orioles in 2002, batting .247 with three home runs and 10 RBI in 36 games. Leon also played for the Orioles from 2003-04 before spending parts of the next five years in the Pirates and Reds organizations, in addition to the Mexican League, Atlantic League and Chinese Professional Baseball League.

Leon is 41 years old.

## HITTING COACH



## BILL VILLANUEVA

Villanueva returns for his third season as pitching coach of the Dominican Summer League Cardinals 1. He was in Johnson City (R) for the 2015 season, and previously served in the same capacity for the DSL Cardinals from 2008-14. Villanueva joined the Cardinals organization in 2005. After serving as an assistant pitching instructor

at the Cardinals' complex in Jupiter, Fla., in 2008, he returned to coaching in 2009.

Villanueva was the pitching coach when current St. Louis

Cardinals pitcher Carlos Martinez won the 2010 Dominican Summer League ERA title with a 0.76 ERA.

A former right-handed pitcher, Villanueva signed with the Marlins in 1995 and pitched six seasons in their minor league system. Overall, Villanueva was 14-28 with a 3.95 ERA in 77 career minor league games (61 starts). Villanueva also played for the Tigres de Licey from 1998-2001 in the Caribbean Baseball Series.

The 39-year-old is a native of Santo Domingo, Dominican Republic.

## PITCHING COACH



## 2017 FINAL DOMINICAN SUMMER LEAGUE STATISTICS

**Manager:** Fray Peniche

**Record:** 30-40 (26th in Dominican Summer League, 6th in Boca Chica North Division)



### Most-Used Lineup (Most games at each position)

1B Freddy De Jesus . . . . . 46	C Ivan Herrera . . . . . 49	ST Francis Ventura . . . . . 12
2B Erik Pena . . . . . 27	OF Carlos Soler . . . . . 54	REL Dionis Zamora . . . . . 21
3B Francisco Hernandez . . . . . 26	OF Luis Montano . . . . . 52	
SS Raffy Ozuna . . . . . 46	OF William Jimenez . . . . . 41	

BATTERS	AVG	G	AB	R	H	2B	3B	HR	RBI	SH	SF	HP	BB	IBB	SO	SB	CS	DP	SLG	OBP	E
De Jesus, Freddy	.277	52	184	24	51	7	0	7	27	0	3	6	22	0	62	0	1	4	.429	.367	7
Del Rio, Diomedes	.250	41	112	20	28	3	3	0	13	5	2	4	13	0	24	6	3	2	.330	.344	3
Garcia, Joyser	.253	25	79	10	20	3	0	0	9	0	0	1	4	0	17	0	1	2	.291	.298	1
Garcia, Victor	.250	28	92	11	23	5	0	1	15	0	1	5	8	0	16	0	0	7	.337	.340	1
Gomez, Pablo	.300	50	190	29	57	8	1	1	16	3	1	1	10	0	27	8	4	0	.368	.337	9
Hernandez, Francisco	.200	27	90	14	18	1	0	3	10	0	2	4	3	0	26	1	3	3	.311	.253	11
Herrera, Ivan	.335	49	170	21	57	15	0	1	27	1	2	10	18	0	36	2	2	3	.441	.425	5
Jimenez, William	.308	45	156	24	48	11	4	1	25	1	2	4	22	0	36	8	6	3	.449	.402	2
Longa, Cristhian	.284	34	109	20	31	7	1	1	14	3	0	3	12	0	16	0	0	3	.394	.371	3
Montano, Luis	.208	54	159	23	33	8	3	3	16	1	0	1	22	0	54	1	3	0	.352	.308	5
Ozuna, Raffy	.253	58	198	38	50	13	4	4	28	1	0	2	46	0	86	1	2	2	.419	.398	26
Pena, Erik	.213	44	127	16	27	5	0	0	12	0	2	4	16	0	30	2	4	2	.252	.315	5
Rosario, Yowelfy	.216	35	111	14	24	3	1	0	15	4	1	0	9	0	31	2	0	2	.261	.273	9
Samuel, Alexander	.192	36	125	21	24	4	1	1	14	0	2	4	11	0	37	0	0	4	.264	.275	0
Soler, Carlos	.238	54	202	33	48	7	8	1	23	1	3	7	23	2	51	7	9	3	.366	.332	5
Soto, Franklin	.280	55	211	31	59	13	1	1	19	3	4	3	17	1	42	8	2	4	.365	.336	27
TOTALS	.258	70	2317	349	598	113	27	25	283	23	25	59	257	3	592	46	40	44	.363	.344	132

PITCHERS	W-L	ERA	G	GS	CG	SHO	GF	SV	IP	H	R	ER	HR	HB	BB	IBB	SO	WP	BK
Avelino, Rodard	1-1	10.47	14	0	0	0	2	1	16.1	22	21	19	1	3	18	1	15	8	2
Benitez, Allinson	0-3	8.44	9	6	0	0	0	0	21.1	23	20	20	0	2	17	0	32	5	0
Cordero, Diego	4-4	3.09	13	11	0	0	1	0	67.0	70	31	23	1	3	13	1	49	2	0
Cruz, Jesus	3-0	0.71	9	0	0	0	7	2	12.2	5	3	1	0	0	4	0	19	0	0
Diaz, Oneiver	1-2	4.84	13	1	0	0	6	2	22.1	25	16	12	1	4	10	1	9	3	1
Garcia, Roy	2-4	7.44	20	0	0	0	0	0	32.2	38	31	27	0	6	22	1	28	14	2
Geronimo, Jose	1-2	6.05	16	0	0	0	7	0	19.1	18	14	13	0	1	17	2	18	4	0
Madera, Wilman	0-0	7.77	16	0	0	0	4	1	24.1	42	22	21	1	0	6	0	17	2	0
Mendoza, Hector	0-0	2.57	3	0	0	0	0	0	7.0	2	3	2	0	0	5	0	10	3	0
Moreno, Jose	1-3	3.18	12	11	0	0	0	0	51.0	47	20	18	2	3	14	0	32	4	0
Pereira, Wilfredo	1-7	3.16	12	10	0	0	0	0	51.1	51	21	18	1	2	20	0	38	1	1
Pirela, Brian	1-0	2.08	3	2	0	0	0	0	13.0	10	4	3	0	0	5	0	13	0	0
Prada, Nelson	0-0	4.11	12	0	0	0	7	1	15.1	15	10	7	0	1	10	0	12	3	0
Rondon, Angel	0-1	4.76	2	2	0	0	0	0	5.2	4	3	3	0	2	3	0	6	0	0
Solano, Enmanuel	4-2	3.28	12	9	0	0	0	0	49.1	39	29	18	0	9	11	0	36	4	1
Soriano, Larimel	1-0	4.66	8	0	0	0	3	1	9.2	13	7	5	1	4	5	0	7	1	0
Soto, Hector	3-2	3.30	15	2	0	0	5	0	30.0	27	13	11	0	0	7	2	27	10	1
Taveras, Leonardo	1-0	10.13	14	0	0	0	5	0	18.2	25	25	21	2	1	20	0	14	4	2
Trompiz, Anthony	2-3	4.38	19	0	0	0	9	0	24.2	32	22	12	2	4	13	0	16	1	1
Ventura, Francis	2-2	3.74	12	12	0	0	0	0	53.0	58	30	22	0	6	19	0	35	3	0
Zamora, Dionis	2-4	2.56	21	4	0	0	12	6	38.2	34	15	11	1	3	20	4	42	6	0
Zapata, Cristoffer	0-0	7.62	14	0	0	0	2	0	13.0	17	12	11	0	0	23	1	10	8	0
TOTALS	30-40	4.50	70	70	0	3	70	14	596.1	617	372	298	13	54	282	13	485	86	11



# DOMINICAN SUMMER LEAGUE CARDINALS 2 (ROOKIE)

## Cardinals Academy

Jubey, La Malena  
Boca Chica, Dominican Republic

**Academy Administrator:** Aaron Rodriguez

**Athletic Trainer:** Alex Wolfinger

**Strength & Conditioning:** Carlos Nin



## JOHN MATOS

Matos begins his first season as manager for the Dominican Summer League Cardinals 2 and ninth season with the Cardinals organization after being hired prior to the start of the 2010 season.

Matos most recently served as hitting coach for the DSL Cardinals 1 and has worked all of his previous eight seasons as a coach for that club. One of his main responsibilities included work with the infielders of the DSL team.

## MANAGER

A former infielder, Matos signed with the Cincinnati Reds in 1999 and played two seasons in their minor league system. The 41-year-old is a native of Santo Domingo, Dominican Republic.



## RENEE CORTEZ

Cortez enters his first season as pitching coach for the DSL Cardinals 2 and first as a coach in the Cardinals organization.

Cortez was originally signed as a non-drafted free agent by Seattle and pitched parts of seven minor league seasons in

## PITCHING COACH

the Mariners organization (2001-07). The former right-hander split the 2011 season between Petroleros de Minatitlan of the Mexican League, and Edinburg Roadrunners and Rio Grande Valley WhiteWings of the Independent North American League.

A native of Valencia, Venezuela, Cortez also pitched in the Venezuelan Winter League from 2007-18.





**CARDINALS MINOR LEAGUE LEADERS — 2017**

(Includes Regular Season Games Only)

**BATTING LEADERS**

BATTING AVERAGE	
Evan Mendoza - SC/Peoria .....	.339
Ivan Herrera - DSL .....	.335
Chase Pinder - Johnson City .....	.320
Breyvic Valera - Memphis .....	.314
William Jimenez - DSL .....	.308
Yariel Gonzalez - State College.....	.305
Andrew Knizner - Peoria/Spfld.....	.302
Luis Banes - Johnson City .....	.301
Pablo Gomez - DSL .....	.300
Wadye Ynfante - Johnson City .....	.299

RUNS	
Oscar Mercado - Springfield .....	76
Harrison Bader - Memphis .....	74
Nick Martini - Spfld/Memphis .....	73
Randy Arozarena - PB/Springfield...	72
Breyvic Valera - Memphis .....	68
Patrick Wisdom - Memphis .....	68
Darren Seferina - PB/Springfield .....	67
Adolis Garcia - Spfld/Memphis .....	64
Dylan Carlson - Peoria .....	63
Jacob Wilson - Springfield .....	63

HITS	
Oscar Mercado - Springfield .....	137
Nick Martini - Spfld/Memphis .....	135
Breyvic Valera - Memphis .....	133
Adolis Garcia - Spfld/Memphis .....	129
Alex Mejia - Spfld/Memphis .....	126
Darren Seferina - PB/Springfield ...	123
Harrison Bader - Memphis .....	122
Chris Chinae - Palm Beach .....	121
Tommy Edman - Peo/PB/Spfld.....	116
Shane Billings - Peoria/PB.....	115

DOUBLES	
Adolis Garcia - Spfld/Memphis .....	34
Alex Mejia - Spfld/Memphis .....	32
Randy Arozarena - PB/Springfield...	32
Nick Martini - Spfld/Memphis .....	25
Patrick Wisdom - Memphis .....	25
Rangel Ravelo - Memphis .....	25
Chris Chinae - Palm Beach.....	24
Andrew Knizner - Peoria/Spfld.....	23
Luke Voit - Memphis .....	23
Breyvic Valera - Memphis .....	22
Tommy Edman - Peo/PB/Spfld.....	22
Brian O'Keefe - Peo/PB/Spfld.....	22

TRIPLES	
Darren Seferina - PB/Springfield .....	10
Tommy Edman - Peo/PB/Spfld.....	8
Carlos Soler - DSL .....	8
Magneuris Sierra - PB/Springfield .....	7
Breyvic Valera - Memphis .....	6
Stefan Trosclair - Peoria .....	6
Scott Hurst - Scott Hurst .....	6
Nick Martini - Spfld/Memphis .....	5
Seven others .....	4

HOME RUNS	
Patrick Wisdom - Memphis .....	31
Harrison Bader - Memphis .....	20
Andy Young - Peo/PB/Spfld.....	17
Jacob Wilson - Springfield .....	17
Ryan McCarvel - Peoria.....	16
Anthony Garcia - Spfld/Memphis.....	16
Stefan Trosclair - Peoria .....	15
Adolis Garcia - Spfld/Memphis .....	15
Brian O'Keefe - Peo/PB/Spfld.....	15
Bruce Caldwell - Spfld/Memphis.....	14

RUNS BATTED IN	
Patrick Wisdom - Memphis .....	31
Anthony Garcia - Spfld/Memphis.....	72
Nick Martini - Spfld/Memphis .....	70
Jacob Wilson - Springfield .....	66
Adolis Garcia - Spfld/Memphis .....	65
Andy Young - Peo/PB/Spfld.....	59
Stefan Trosclair - Peoria .....	59
Bruce Caldwell - Spfld/Memphis.....	57
Alex Mejia - Spfld/Memphis .....	57
Harrison Bader - Memphis .....	55
Tommy Edman - Peo/PB/Spfld.....	55

WALKS	
Nick Martini - Spfld/Memphis .....	66
Stefan Trosclair - Peoria .....	56
Bruce Caldwell - Spfld/Memphis.....	54
Darren Seferina - PB/Springfield .....	54
Nick Plummer - Peoria .....	53
Dylan Carlson - Peoria .....	52
Jacob Wilson - Springfield .....	50
Casey Turgeon - PB/Springfield .....	47
Casey Grayson - GCL/PB/Spfld .....	46
Thomas Spitz - PB/Springfield.....	46
Raffy Ozuna - DSL .....	46

STOLEN BASES	
Oscar Mercado - Springfield .....	38
Magneuris Sierra - PB/Springfield ...	20
Darren Seferina - PB/Springfield .....	19
Wilfredo Tovar - Memphis .....	19
Randy Arozarena - PB/Springfield...	18
Shane Billings - Peoria/PB.....	17
Harrison Bader - Memphis .....	15
Adolis Garcia - Spfld/Memphis .....	15
Stefan Trosclair - Peoria .....	14
Tommy Edman - Peo/PB/Spfld.....	13

SLUGGING PERCENTAGE	
Luis Banes - State College .....	.520
Evan Mendoza - SC/Peoria .....	.508
Patrick Wisdom - Memphis .....	.507
Wadye Ynfante - Johnson City .....	.491
Adolis Garcia - Spfld/Memphis .....	.476
Andrew Knizner - Peoria/Spfld.....	.471
Andy Young - Peo/PB/Spfld.....	.471
Harrison Bader - Memphis.....	.469
Elehuris Montero - GCL .....	.468
Anthony Garcia - Spfld/Memphis...	.466

ON BASE PERCENTAGE	
Chase Pinder - Johnson City .....	.442
Ivan Herrera - DSL .....	.425
Luke Voit - Memphis .....	.407
William Jimenez - DSL.....	.402
Todd Cunningham - .....	.401
Raffy Ozuna - .....	.398
Evan Mendoza - SC/Peoria .....	.388
Chad Huffman - Memphis .....	.386
Rangel Ravelo - Memphis .....	.383
Nick Martini - Spfld/Memphis .....	.382

OPS (ON BASE + SLUG PCT)	
Evan Mendoza - SC/Peoria .....	.896
Chase Pinder - Johnson City .....	.880
Ivan Herrera - DSL .....	.866
Wadye Ynfante - Johnson City .....	.865
William Jimenez - DSL.....	.851
Luis Banes - Johnson City .....	.847
Elehuris Montero - GCL .....	.838
Stefan Trosclair - Peoria .....	.832
Andy Young - Peo/PB/Spfld.....	.830
Anthony Garcia - Spfld/Memphis..	.825



# CARDINALS MINOR LEAGUE LEADERS — 2017

(Includes Regular Season Games Only)

## PITCHING LEADERS

### WINS

Jack Flaherty - Spfld/Mem .....	14
Matt Pearce - Spfld/Mem .....	14
Mike O'Reilly - PB/Peoria.....	12
Ryan Helsley - PB/Spfld/Mem. ....	11
Tyler Bray - PB/Spfld/Mem. ....	10
Zac Gallen - PB/Spfld/Mem. ....	10
Dakota Hudson - Spfld/Mem.....	10
Luke Weaver - Memphis.....	10
Austin Gomber - Springfield.....	10
Connor Jones - PB/Springfield .....	9
Josh Zeid - Memphis .....	9
Daniel Castano - State College.....	9

### GAMES PITCHED

Landon Beck - PB/Springfield .....	50
Ryan Sherriff - Memphis .....	48
Josh Lucas - Memphis .....	47
Mark Montgomery - Memphis.....	46
Eric Carter - Peoria/PB/Spfld .....	45
Brady Bowen - Peoria/PB/Spfld.....	45
Tyler Bray - PB/Spfld/Mem .....	44
Ross Vance - PB/Springfield.....	40
Ian McKinney - PB/Springfield .....	40
Dailyn Martinez - Peoria/PB/Spfld ...	39
Pedro Echemendia - Spfld/Mem.....	39

### SAVES

Josh Lucas - Memphis .....	17
Landon Beck - PB/Springfield .....	13
Eric Carter - Peoria/PB/Spfld .....	13
Yelson Medina - Peoria.....	11
Jacob Patterson - Johnson City.....	9
Estarlin Arias - PB/Peoria.....	7
Dionis Zamora - DSL.....	6
Ryan Sherriff - Memphis .....	6
Rowan Wick - PB/Spfld/Mem.....	6
Corey Baker - Springfield .....	6
Sam Tuivailala - Memphis.....	6

### STRIKEOUT/WALK RATIO^

Zach Prendergast - JC .....	7.333
Mike O'Reilly - PB/Peoria.....	6.600
Anthony Shew - PB/SC/Peoria.....	6.357
Daniel Castano - SC .....	6.231
Josh Lucas - Memphis .....	5.667
Austin Warner - GCL/Peo/PB .....	4.867
Mark Montgomery - Memphis .....	4.867
Evan Guillory - JC/PB .....	4.667
Sam Tewes - PB/SC/Peoria .....	4.600
Jack Flaherty - Spfld/Mem .....	4.200

### INNINGS PITCHED

Matt Pearce - Spfld/Mem .....	164.0
Dakota Hudson - Spfld/Mem.....	152.2
Jack Flaherty - Spfld/Mem .....	148.2
Zac Gallen - PB/Spfld/Mem. ....	147.2
Austin Gomber - Springfield.....	143.0
Mike O'Reilly - PB/Peoria.....	142.1
Ryan Helsley - PB/Spfld/Mem. ..	132.1
Ian Oxnevad - Peoria .....	132.0
Chris Ellis - Spfld/Mem.....	131.0
Sandy Alcantara - Springfield ....	125.1

### GAMES STARTED

Matt Pearce - Spfld/Mem .....	27
Austin Gomber - Springfield.....	26
Zac Gallen - PB/Spfld/Mem. ....	26
Jack Flaherty - Spfld/Mem .....	25
Dakota Hudson - Spfld/Mem.....	25
Ryan Helsley - PB/Spfld/Mem. ....	23
Ian Oxnevad - Peoria .....	23
Chris Ellis - Spfld/Mem.....	22
Sandy Alcantara - Springfield .....	22
Connor Jones - PB/Springfield .....	22

### OPPONENT'S AVERAGE\*

Andrew Summerville, SC .....	.206
Ryan Helsley - PB/Spfld/Mem. ....	.215
Mike O'Reilly - PB/Peoria.....	.218
Austin Gomber - Springfield.....	.219
Jack Flaherty - Spfld/Mem .....	.221
Austin Warner - GCL/Peo/PB .....	.230
Anthony Shew - PB/SC/Peoria.....	.234
Zac Gallen - PB/Spfld/Mem. ....	.245
Daniel Castano - SC .....	.251
Arturo Reyes - GCL/PB/MEM.....	.251

### TOUGHEST TO HR OFF (TBF/HR)^

Francis Ventura - DSL.....	(239/0)
Enmanuel Solano - DSL .....	(206/0)
Roy Garcia - DSL.....	(163/0)
Hector Soto - DSL.....	(123/0)
Ross Vance - PB/Springfield.....	(298/1)
Diego Cordero - DSL.....	(281/1)
Paul Balestrieri - SC.....	(254/1)
Wilfredo Pereira - DSL.....	(216/1)
Yelson Medina - Peoria.....	(192/1)
Dewin Perez - Peoria .....	(194/1)
Dionis Zamora - DSL.....	(168/1)

### STRIKEOUTS

Jack Flaherty - Spfld/Mem .....	147
Austin Gomber - Springfield.....	140
Ryan Helsley - PB/Spfld/Mem.....	137
Mike O'Reilly - PB/Peoria.....	132
Chris Ellis - Spfld/Mem.....	126
Zac Gallen - PB/Spfld/Mem. ....	121
Sandy Alcantara - Springfield .....	106
Matt Pearce - Spfld/Mem .....	99
John Gant - Memphis.....	99
Mike Mayers - Memphis.....	97

### ERA\*

Andrew Summerville, SC.....	1.64
Jack Flaherty - Spfld/Mem .....	2.18
Mike O'Reilly - PB/Peoria.....	2.34
Austin Warner - GCL/Peo/PB .....	2.44
Daniel Castano - State College.....	2.57
Ryan Helsley - PB/Spfld/Mem. ....	2.72
Winston Nicacio - GCL/PB.....	2.81
Zac Gallen - PB/Spfld/Mem. ....	2.93
Dakota Hudson - Spfld/Mem.....	3.01
Diego Cordero - DSL.....	3.09

### STRIKEOUTS/9 IP^

Yelson Medina - Peoria.....	15.02
Jacob Schlessener - JC.....	12.57
Robbie Gordon - State College...	12.20
Zach Prendergast - JC .....	12.12
Will Latcham - SC .....	12.03
Fabian Blanco - JC.....	11.12
Eric Carter - Peoria/PB/Spfld .....	10.58
Estarlin Arias - PB/Peoria.....	10.52
Austin Warner - GCL/Peo/PB .....	10.48
Jacob Evans - PB/Spfld .....	10.37

### WHIP^

Leland Tilley - SC/Peoria .....	0.73
Mark Montgomery - Memphis.....	0.92
Mike O'Reilly - PB/Peoria.....	0.94
Zach Prendergast - JC .....	0.98
Marco Gonzales - PB/Mem.....	0.98
Ryan Sherriff - Memphis .....	0.99
Enmanuel Solano - DSL .....	1.01
Jack Flaherty - Spfld/Mem .....	1.04
Anthony Shew - PB/SC/Peoria.....	1.05
Luke Weaver - Memphis .....	1.06

\* = min. 0.8 IP per team game/season

^ = min. 30 IP



## CARDINALS FIRST-ROUND PICKS IN AMATEUR DRAFT

## JUNE DRAFT

Year	Player	Position	Order In Draft
1965	Joe DiFazio	RHP	20
1966	Leron Lee	INF/OF	7
1967	Ted Simmons	C/OF	10
1968	James Hairston	OF	19
1969	Charles Minnott	LHP	20
1970	Jim Browning	RHP/SS	11
1971	Ed Kurpiel	1B/OF	8
1972	Dan Larson	P	21
1973	Joe Edelen	3B	12
1974	Garry Templeton	SS	13
1975	David Johnson	P	16
1976	Leon Durham	1B	15
1977	Terry Kennedy	C	6
1978	Robert Hicks	1B	15
1979	Andy Van Slyke	OF	6
1980	Don Collins	RHP	15
1981	Bobby Meacham	SS	8
1982	Todd Worrell	RHP	21
1983	Jim Lindeman	3B	24
1984	Mike Dunne	RHP	7
1985	Joe Magrane	LHP	18
1986	Luis Alicea	2B	23
1987	Cris Carpenter	RHP	14
1988	John Ericks	RHP	22
	Brad DuVall	RHP	23
1989	Paul Coleman	OF	6
1990	Donovan Osborne	LHP	13
	Aaron Holbert	SS	18
1991	Dmitri Young	3B	4
	Allen Watson	LHP	21
	Brian Barber	RHP	22
1992	Sean Lowe	RHP	15
1993	Alan Benes	RHP	16
1994	Bret Wagner	LHP	19
1995	Matt Morris	RHP	12
1996	Braden Looper	RHP	3
1997	Adam Kennedy	SS	20
1998	J.D. Drew	OF	5
1999	Chance Caple	RHP	30
2000	Shaun Boyd	OF	13
	Blake Williams	RHP	24
2001	Justin Pope	RHP	28
2002	No Selection	---	---
2003	Daric Barton	C	28
2004	Chris Lambert	RHP	19
2005	Colby Rasmus	OF	28
	Tyler Greene	SS	30

## JUNE DRAFT (CONTINUED)

Year	Player	Position	Order In Draft
2006	Adam Ottavino	RHP	30
2007	Peter Kozma	SS	18
2008	Brett Wallace	3B	13
2009	Shelby Miller	RHP	19
2010	Zack Cox	3B	22
2011	Kolten Wong	2B	22
2012	Michael Wacha	RHP	19
	James Ramsey	CF	23
2013	Marco Gonzales	LHP	19
	Rob Kaminsky	LHP	28
2014	Luke Weaver	RHP	27
	Jack Flaherty	RHP	34
2015	Nick Plummer	OF	23
2016	Delvin Perez	SS	23
	Dylan Carlson	OF	33
	Dakota Hudson	RHP	34
2017	No Selection	---	---

## JANUARY DRAFT

Year	Player	Position	Order In Draft
1966	Henry Urbanowica	1B	8
1967	Fred Grooms	RHP	9
1968	Mike Maselbas	RHP	20
1969	Al Hrabosky	LHP	19
1970	Don Reed	RHP	12
1971	Robert Gerdes	P	22
1972	Randal Rasmussen	SS	6
1973	Larry Storti	2B	11
1974	John Urrea	RHP	14
1975	Terry Gray	P	15
1976	Fulvio Bertolotti	C	16
1977	Curtis Reade	RHP	5
1978	Mike Gentry	RHP	16
1979	Bob Ferris	1B	5
1980	Ken Spears	OF	16
1981	Brad Luther	SS	7
1982	Tom Mauch	OF	22
1983	Jeff Perry	RHP	23
1984	Jeff Blauser	SS	8
1985	Chris Lee	RHP	17
1986	Charles Barrs	SS	24

*Note: The January draft was discontinued in 1987.*

## ST. LOUIS CARDINALS 2017 DRAFT PICKS

Rd.	Player	Pos.	Order #	Rd.	Player	Pos.	Order #	Rd.	Player	Pos.	Order #
3.	Scott Hurst	CF	94	16.	Jake Walsh	RHP	484	29.	Wood (John) Myers	2B	874
4.	Kramer Robertson	SS	124	17.	Will Latcham	RHP	514	30.	Alex Fagalde	RHP	904
5.	Zach Kirtley	2B	154	18.	Shane McCarthy	RHP	544	31.	Saul Garza	C	934
6.	Zach Jackson	C	184	19.	Irving Lopez	2B	574	32.	Cameron Knight	C	964
7.	Chase Pinder	CF	214	20.	Brandon Benson	OF	604	33.	Taylor Bryant	2B	994
8.	Wilberto Rivera	RHP	244	21.	Jake Dahlberg	LHP	634	34.	Cory Malcom	RHP	1,024
9.	Evan Kruczynski	LHP	274	22.	Kevin Hamann	RHP	664	35.	Alex Gallegos	RHP	1,054
10.	Brett Seeburger	LHP	304	23.	Evan Guillory	RHP	694	36.	Michael Brdar	SS	1,084
11.	Evan Mendoza	3B	334	24.	Thomas St. Clair	RHP	724	37.	Adam Kerner	C	1,114
12.	Andrew Summerville	LHP	364	25.	Patrick Dayton	LHP	754	38.	Jim Voyles	RHP	1,144
13.	Jacob Patterson	LHP	394	26.	Paul Balestrieri	RHP	784	39.	Chris Hunt	RHP	1,144
14.	Donivan Williams	3B	424	27.	Kodi Whitley	RHP	814	40.	Austin Pollock	LHP	1,204
15.	Terriez "Terry" Fuller	LF	454	28.	C.J. Saylor	RHP	844				

*Bold = Players signed*



**THE GEORGE KISSELL AWARD**

Presented by the Cardinals to the person who exhibits excellence in player development. Beginning in 2008, winners were selected by a poll of Cardinals minor league field staff.



**GEORGE KISSELL**  
1920 - 2008

Year	Winner	Position
2017	Stubby Clapp	Memphis Redbirds (AAA) Manager
2016	Steve Turco	Gulf Coast League Cardinals (R) Manager
2015	Randy Niemann	Palm Beach Cardinals (A) Pitching Coach
2014	Derrick May	Minor League Hitting Coordinator
2013	Oliver Marmol	State College Spikes (A) Manager
2012	Bryan Eversgerd	Springfield Cardinals (AA) Pitching Coach
2011	Steve Turco	Gulf Coast League Cardinals (R) Manager
2010	Mike Schildt	Johnson City Cardinals (A) Manager
2009	Chris Maloney	Memphis Redbirds (AAA) Manager
2008	Mark DeJohn	Batavia Muckdogs (A) Manager
2007	Dan Radison	Minor League Hitting Instructor
2006	Chris Maloney	Springfield Cardinals (AA) Manager
2005	Ron "Pop" Warner	Palm Beach Cardinals (A) Manager
2004	Blaise Ilsley	Tennessee (AA) Pitching Coach
2003	Mark DeJohn	Tennessee (AA) Manager
2002	Danny Sheaffer	Peoria Chiefs (A) Manager
2001	Dyar Miller	Memphis Redbirds (AAA) Pitching Coach
2000	Gaylen Pitts	Memphis Redbirds (AAA) Manager
1999	Mark Riggins	Minor League Pitching Coordinator
1998	Joe Pettini	Minor League Field Coordinator
1997	Mark O'Neal	Louisville Redbirds (AAA) Athletic Trainer
1996	Bo Milliken	Minor League Pitching Instructor
1995	George Kissell	Senior Field Coordinator



Stubby Clapp led his team to the 2017 Pacific Coast League Championship and was awarded The George Kissell Award following the season.





## ORGANIZATIONAL AWARD WINNERS

## PLAYER OF THE YEAR

YEAR	NAME	TEAM(S)
1995	Mike Gulan, 3B	Louisville/Arkansas
1996	Dmitri Young, INF	Louisville
1997	Brent Butler, INF	Peoria
1998	Pablo Ozuna, INF	Peoria
1999	Adam Kennedy, INF	Memphis
2000	Albert Pujols, 3B	Peoria/Potomac
2001	Covelli Crisp, OF	Potomac
2002	John Gall, 1B	New Haven
2003	John Gall, 1B	Tennessee/Memphis
2004	Reid Gorecki, OF	Palm Beach/Tenn.
2005	Travis Hanson, 3B	Springfield
2006	Colby Rasmus, OF	Quad Cities/Palm Beach
2007	Colby Rasmus, OF	Springfield
2008	Daryl Jones, OF	Palm Beach/Springfield
2009	Allen Craig, OF	Memphis
2010	Matt Carpenter, 3B	Palm Beach/Springfield
2011	Matt Adams, 1B	Springfield
2012	Oscar Tavares, OF	Springfield
2013	Kolten Wong, 2B	Memphis
2014	Magneuris Sierra, OF	GCL Cardinals
2015	Stephen Piscotty, OF	Memphis
2016	Carson Kelly, C	Spfld./Mem./St. Louis
2017	Harrison Bader, OF	Memphis/ St. Louis

## PITCHER OF THE YEAR

YEAR	NAME	TEAM(S)
1995	Mike Busby, RHP	Louisville/Arkansas
1996	Britt Reames, RHP	Peoria
1997	Cliff Politte, RHP	Prince Wm./Arkansas
1998	Rick Ankiel, LHP	Peoria/Prince Wm.
1999	Rick Ankiel, LHP	Arkansas/Memphis
2000	Bud Smith, LHP	Arkansas/Memphis
2001	Jimmy Journell, RHP	Potomac/New Haven
2002	Tyler Johnson, LHP	Peoria
2003	Dan Haren, RHP	Tennessee/Memphis
2004	Anthony Reyes, RHP	Palm Beach/Tenn.
2005	Mark Worrell, RHP	Palm Beach
2006	Blake Hawksworth, RHP	Palm Beach/Springfield
2007	P.J. Walters, RHP	QC/Palm Beach/Spfld.
2008	Jess Todd, RHP	PB/Spfd./Mem.
2009	Lance Lynn, RHP	PB/Spfd./Mem.
2010	Shelby Miller, RHP	Quad Cities
2011	Shelby Miller, RHP	Palm Beach/Springfield
2012	Seth Maness, RHP	Palm Beach/Springfield
2013	Zach Petrick, RHP	Peoria/PB/Spfd.
2014	Marco Gonzales, LHP	PB/Spfd./Mem./St. Louis
2015*	Austin Gombler, LHP	Peoria
	Alex Reyes, RHP	Palm Beach/GCL/Spfld.
2016	Luke Weaver, RHP	Spfld./Mem./St. Louis
2017	Jack Flaherty	Memphis/St. Louis

\* Co-winners



Minor League Player of the Year for 2017, Harrison Bader (left), and the organization's Minor League Pitcher of the Year, Jack Flaherty (right).



## 2018 MINOR LEAGUE PLAYERS

**ALMONTE, Maximo E. (Max)**

RHP

**Height** - 6'1      **Bats** - R      **Born** - 3/4/92 at Far Rockaway, New York  
**Weight** - 210      **Throws** - R      **Resides** - Long Beach, New York

**SCHOOL** - Villanova University

**HOW OBTAINED** - Cardinals 16th round selection (491st overall) in the June, 2015 First-Year Player Draft.

**CAREER NOTES - CAREER:** Has not allowed a home run from his sophomore year in college through the first two years of his professional career (699 total batters faced). **2016:** Did not allow a home run in 153 total batters faced, ranking 3rd among Cardinals minor league pitchers. **2015:** Ranked T10th in the New York-Penn League with four Holds. **COLLEGE:** Did not allow a home run to his last 510 batters faced in college from his sophomore year through the end of his junior year... graduated with a degree in Communications and played final year with grad school status.

YR	CLUB	LG	W-L	ERA	G	GS	CG	SHO	SV	IP	H	R	ER	HR	HB	BB	SO	WP	BK
15	State College	NYP	0-1	3.00	11	0	0	0	0	15.0	14	6	5	0	2	6	6	0	0
16	State College	NYP	3-1	2.75	18	0	0	0	1	36.0	34	16	11	0	3	11	27	6	0
17	Peoria	Mid	2-4	3.40	32	0	0	0	2	45.0	39	18	17	3	1	19	44	2	0
Minor League Totals			5-6	3.09	61	0	0	0	3	96.0	87	40	33	3	6	36	77	8	0

**ALVAREZ, Juan A.**

RHP

**Height** - 6'4      **Bats** - R      **Born** - 12/28/96 at Villa Vasquez, Dominican Republic  
**Weight** - 180      **Throws** - R      **Resides** - Santiago de los Caballeros, Dominican Republic

**HOW OBTAINED** - Signed by the Cardinals as a non-drafted free agent on 11/5/2013.

**CAREER NOTES - 2016:** Ranked 10th in the Gulf Coast League in ERA (2.63)...had a streak of 16.0 scoreless innings (7/7-8/2). Was 3-0, 2.33 ERA in 19.1 IP as a reliever and 1-2, 2.83 ERA in 28.2 IP as a starter. Earned the win in the Gulf Coast League championship game throwing 5.2 innings allowing two runs (1 ER) with five strikeouts, as the GCL Cardinals defeated the GCL Phillies 4-2. **2015:** Ranked 9th among Cardinals minor league pitchers in ERA (2.68).

YR	CLUB	LG	W-L	ERA	G	GS	CG	SHO	SV	IP	H	R	ER	HR	HB	BB	SO	WP	BK
14	DSL Cardinals	DSL	1-0	3.27	15	0	0	0	1	41.1	40	20	15	2	4	10	37	4	0
15	DSL Cardinals	DSL	5-2	2.68	14	12	0	0	0	74.0	77	33	22	1	5	13	46	8	1
16	GCL Cardinals	GCL	4-2	2.63	11	6	0	0	1	48.0	43	15	14	1	2	20	30	5	2
17	GCL Cardinals	GCL	0-0	0.00	2	0	0	0	0	2.0	1	0	0	0	0	0	1	0	0
	Johnson City	Appy	2-2	5.63	16	0	0	0	0	26.0	22	21	15	2	1	22	12	3	1
Minor League Totals			12-6	3.14	58	18	0	0	2	189.1	183	89	66	6	12	65	126	20	4

**ANDUJAR, Luis G.**

UTL

**Height** - 6'1      **Bats** - R      **Born** - 1/19/2000 at Azua, Dominican Republic  
**Weight** - 165      **Throws** - R      **Resides** - Azua, Dominican Republic

**HOW OBTAINED** - Signed by the Cardinals as a non-drafted free agent on 9/1/2017.

YR	CLUB	LG	AVG	G	AB	R	H	2B	3B	HR	RBI	SH	SF	HP	BB	SO	SB	CS	SLG	OBP	E
2018 WILL BE FIRST PROFESSIONAL SEASON																					



**ARIAS, Estarlin J.**

**RHP**

**Height** - 6'1      **Bats** - R      **Born** - 5/22/94 at Nigua, Dominican Republic  
**Weight** - 175      **Throws** - R      **Resides** - San Cristobal, Dominican Republic

**HOW OBTAINED** - Signed by the Cardinals as a non-drafted free agent on 7/15/2012.

**CAREER NOTES - CAREER:** Has given up just four home runs over his 136.2 innings pitched. **2017:** Ranked 6th among Cardinals minor leaguers in saves (7) and 8th in K/9.0 IP (10.52)...member of 2017 FSL Co-Champion Palm Beach Cardinals...made only appearance in Game 1 and allowed both runners to reach. **2016:** Tied for the Appalachian League lead in appearances (19)...ranked 4th among Appy League relievers in opponent BA (.206)...finished the season with six straight scoreless appearances (8/16-9/1) covering 8.1 IP...made three appearances nailing down two saves in the Appy League playoffs. **2015:** Led the GCL Cardinals in saves (4)...made one appearance in the GCL playoffs and threw a scoreless inning allowing one hit in a game finished.

YR	CLUB	LG	W-L	ERA	G	GS	CG	SHO	SV	IP	H	R	ER	HR	HB	BB	SO	WP	BK
13	DSL Cardinals	DSL	1-0	1.38	3	3	0	0	0	13.0	7	2	2	0	1	2	11	1	0
14	DID NOT PLAY -- INJURED																		
15	DSL Cardinals	DSL	1-1	1.98	4	2	0	0	0	13.2	14	3	3	0	2	3	13	3	0
	GCL Cardinals	GCL	4-4	5.35	16	1	0	0	4	35.1	48	35	21	1	2	11	24	6	0
16	Johnson City	Appy	4-0	2.15	+19	0	0	0	6	29.1	22	7	7	1	3	9	27	3	1
17	Peoria	Mid	1-1	1.42	10	0	0	0	1	12.2	5	2	2	1	2	5	12	0	1
	Palm Beach	FSL	1-1	2.48	28	0	0	0	6	32.2	33	11	9	1	2	9	41	3	1
Minor League Totals			12-7	2.90	80	6	0	0	17	136.2	129	60	44	4	12	39	128	17	2

**ASCANIO, Rayder A.**

**INF**

**Height** - 5'11      **Bats** - S      **Born** - 3/17/96 at Mariara, Carabobo, Venezuela  
**Weight** - 155      **Throws** - R      **Resides** - Mariara, Carabobo, Venezuela

**HOW OBTAINED** - Acquired by the Cardinals from the Mariners in exchange for RHP Mike Leake, cash considerations, and international cap space, 8/30/17.

**CAREER NOTES - 2016:** Recorded 32 multi-hit games, including nine season-high 3-hit games with Clinton (A). **2015:** Spent majority of season with Bakersfield, but also appeared in six games with Clinton (5/21-6/1)...played with Tigres de Aragua in the Venezuelan Winter League following the season. **2014:** ranked T2nd Arizona League in games played (51)...appeared in 4 games with the Tigres de Aragua in the Venezuelan Winter League.

YR	CLUB	LG	AVG	G	AB	R	H	2B	3B	HR	RBI	SH	SF	HP	BB	SO	SB	CS	SLG	OBP	E
13	VSL Mariners	VSL	.266	50	143	28	38	9	3	3	18	1	1	3	23	33	3	3	.434	.376	12
14	VSL Mariners	VSL	.133	5	15	1	2	0	0	0	0	0	0	0	1	3	0	0	.133	.321	0
	AZL Mariners	AZL	.248	51	145	28	36	9	0	0	15	1	3	2	25	46	5	3	.310	.360	13
15	Bakersfield	Cal	.229	77	297	28	68	12	1	1	30	1	4	1	19	70	6	2	.286	.560	17
	Clinton	Mid	.292	6	24	6	7	1	0	0	2	1	0	0	6	3	0	1	.333	.433	2
16	Clinton	Mid	.257	125	456	61	117	15	3	2	49	12	6	2	54	101	10	14	.316	.334	23
17	Clinton	Mid	.220	42	150	23	33	9	0	5	20	4	2	0	17	44	9	4	.380	.296	10
	Tacoma	PCL	.000	3	9	0	0	0	0	0	0	0	0	0	0	1	0	0	.000	.000	1
	Modesto	Cal	.223	66	233	25	52	16	1	4	24	5	2	2	26	40	3	4	.352	.304	8
	Palm Beach	FSL	.091	3	11	2	1	0	0	0	1	0	0	0	2	4	0	0	.091	.231	0
Minor League Totals			.239	428	1483	202	354	71	8	15	159	25	18	10	173	345	36	31	.328	.647	80

**AVELINO, Rodard**

**RHP**

**Height** - 6'1      **Bats** - R      **Born** - 6/3/99 at Villa Altigracia, Dominican Republic  
**Weight** - 170      **Throws** - R      **Resides** - Villa Altigracia, Dominican Republic

**HOW OBTAINED** - Signed by the Cardinals as a non-drafted minor league free agent on 7/2/2016.

YR	CLUB	LG	W-L	ERA	G	GS	CG	SHO	SV	IP	H	R	ER	HR	HB	BB	SO	WP	BK
17	DSL Cardinals	DSL	1-1	10.47	14	0	0	0	1	16.1	22	21	19	1	3	18	15	8	2
Minor League Totals			1-1	10.47	14	0	0	0	1	16.1	22	21	19	1	3	18	15	8	2

**BALBUENA, Starlin M.**

INF

**Height** - 6'2      **Bats** - R      **Born** - 3/4/98 at Santiago de los Caballeros, DR  
**Weight** - 175      **Throws** - R      **Resides** - Santiago de los Caballeros, DR

**HOW OBTAINED** - Signed by the Cardinals as a non-drafted minor league free agent on 7/2/2014.

**CAREER NOTES - 2016:** Hit second career grand slam at GCL Nationals (7/22) off J.D. Martin...posted a 10-game hitting streak (7/30-8/13) batting .455 (15-33), T9th-longest in GCL in 2016...batted .200 (3-15) with 2 RBI in the GCL playoffs.

**2015:** Recorded four four-hit games over 46 games during the DSL season...had three doubles at DSL Angels (8/4) as part of a 4-for-4 game...first professional home run was a grand slam vs. DSL Astros (6/30) off Maikel Sepulveda.

YR	CLUB	LG	AVG	G	AB	R	H	2B	3B	HR	RBI	SH	SF	HP	BB	SO	SB	CS	SLG	OBP	E
15	DSL Cardinals	DSL	.274	46	175	22	48	8	2	1	19	0	1	2	12	48	5	6	.360	.326	23
16	GCL Cardinals	GCL	.253	45	154	16	39	9	2	3	23	3	0	3	9	45	2	2	.396	.307	14
17	Johnson City	Appy	.145	20	62	7	9	5	0	0	2	1	1	1	1	21	1	0	.226	.169	3
Minor League Totals			.246	111	391	45	96	22	4	4	44	4	2	6	22	114	8	8	.353	.295	40

**BALESTRIERI, PAUL**

RHP

**Height** - 6'2      **Bats** - R      **Born** - 9/4/94 at West Windsor, NJ  
**Weight** - 220      **Throws** - R      **Resides** - West Windsor, NJ,

**SCHOOL** - Cornell University

**HOW OBTAINED** - Cardinals' 26th round selection (784th overall) in the June, 2017 First-Year Player Draft.

**CAREER NOTES - 2017:** Ranked 7th among Cardinals minor league pitchers in Toughest to HR Off (217 TBF/1 HR).

**PRONUNCIATION:** bale-ess-TRAER-ee

YR	CLUB	LG	W-L	ERA	G	GS	CG	SHO	SV	IP	H	R	ER	HR	HB	BB	SO	WP	BK
17	State College	NYP	3-4	6.49	14	12	0	0	0	52.2	68	+46	38	1	7	28	40	4	0
Minor League Totals			3-4	6.49	14	12	0	0	0	52.2	68	46	38	1	7	28	40	4	0

**BANDES, Luis E.**

1B/OF

**Height** - 6'1      **Bats** - R      **Born** - 5/15/96 at Ocumare del Tuy, VZ  
**Weight** - 235      **Throws** - R      **Resides** - Ocumare del Tuy, VZ

**HOW OBTAINED** - Signed by the Cardinals as a non-drafted free agent on 7/2/2012.

**CAREER NOTES - 2017:** Named an Appalachian League Post-Season All-Star...Appalachian League Player of the Week twice (7/10-16 & 7/21-8/6)...led the Appalachian League in RBI (49) and HR/AB ratio (19.60), while ranking among the league leaders in home runs (10, T3rd) and slugging (.520, 4th)...led all Cardinals minor leaguers in slugging and ranked 8th in batting (.310) and 6th in OPS (.847)...had two 2 HR games (7/15 at Kingsport & 8/3 vs. Princeton). **2015:** Posted a 10-game hitting streak (7/15-24), tied for longest on the GCL Cardinals...posted five straight multi-hit games (7/6-10)...hit safely in 29-of-38 games (11 multi-hit games, 4 three-hit games). **2014:** Hit safely in 23-of-37 games (13 multi-hit games, 4 three-hit games).

**PRONUNCIATION:** bahhn-dez

YR	CLUB	LG	AVG	G	AB	R	H	2B	3B	HR	RBI	SH	SF	HP	BB	SO	SB	CS	SLG	OBP	E
13	DSL Cardinals	DSL	.185	61	222	20	41	11	2	2	18	0	3	6	17	50	3	1	.279	.258	1
14	DSL Cardinals	DSL	.286	37	140	16	40	8	0	6	20	0	1	3	6	20	1	0	.471	.327	2
15	GCL Cardinals	GCL	.319	38	138	23	44	6	0	4	24	0	1	1	6	13	3	0	.449	.349	3
16	Johnson City	Appy	.231	44	156	22	36	7	0	4	17	0	1	5	5	29	0	1	.353	.275	10
17	Johnson City	Appy	.301	50	196	24	59	13	0	10	*49	0	3	1	8	33	2	0	.520	.327	6
Minor League Totals			.258	230	852	105	220	45	2	26	128	0	9	16	42	145	9	2	.407	.303	22

**BAUTISTA, Ricardo**

OF

**Height** - 6'1      **Bats** - L      **Born** - 12/27/95 at Bayamon, PR  
**Weight** - 225      **Throws** - R      **Resides** - Vega Alta, PR

**SCHOOL** - Ladislao Martinez High School

**HOW OBTAINED** - Cardinals' 12th round selection (365th overall) in the June, 2013 First-Year Player Draft.

**CAREER NOTES** - **2016:** Ranked T3rd among NY-Penn League outfielders with eight assists...played in five games in the New York-Penn League playoffs and recorded three hits. **2015:** Tied for 7th among Appalachian League outfielders with seven outfield assists. 2014: Reached base safely in 17 straight road games from 7/5 through the end of the season (.481 OBP), 5th longest streak in the GCL...first professional home run was grand slam off Nabil Crismatt (6/27)...was 5-for-5 with a HR and 9 RBI with bases loaded. **MISC:** Attended Carlos Beltran's Academy in Florida, Puerto Rico.

YR	CLUB	LG	AVG	G	AB	R	H	2B	3B	HR	RBI	SH	SF	HP	BB	SO	SB	CS	SLG	OBP	E
13	GCL Cardinals	GCL	.255	34	102	14	26	7	0	0	13	1	4	2	15	28	0	2	.324	.350	2
14	GCL Cardinals	GCL	.278	43	115	13	32	5	1	2	19	1	0	2	22	20	4	1	.391	.403	1
15	Johnson City	Appy	.202	40	129	7	26	3	0	1	10	0	1	0	11	56	0	3	.248	.262	2
16	State College	NYP	.249	65	233	30	58	14	3	2	28	0	2	2	23	*82	1	0	.361	.319	7
17	Palm Beach	FSL	.111	3	9	1	1	0	1	0	4	0	1	0	1	4	0	0	.333	.182	0
	State College	NYP	.199	49	166	17	33	7	1	4	20	0	0	0	20	58	0	2	.325	.285	2
Minor League Totals			.233	234	754	82	176	36	6	9	94	2	8	6	92	248	5	8	.333	.319	14

**BECK, Landon, J.**

RHP

**Height** - 6'3      **Bats** - R      **Born** - 12/9/92 at Hartwell, GA  
**Weight** - 220      **Throws** - R      **Resides** - Anderson, SC

**SCHOOL** - Anderson (SC) University

**HOW OBTAINED** - Cardinals' 25th round selection (765th overall) in the June, 2014 First-Year Player Draft.

**CAREER NOTES** - **CAREER:** Has nailed down 25-of-32 career save opportunities (78.1%). **2017:** Named a Florida State League Mid-Season All-Star...led all Cardinals minor league pitchers with 50 appearances and ranked T2nd with 13 saves. **2016:** Ranked 4th among Cardinals minor leaguers with seven saves and T9th with 44 appearances. **2015:** Named a New York-Penn League Mid-Season All-Star...struck out a career-best nine batters vs. Lowell (7/31)...recorded a 4.0-inning save with six strikeouts at Hudson Valley (7/24). **2014:** Was 0-1 with a 1.69 ERA in eight starts and 1-0 with a 7.84 ERA in five relief appearances...made one start in the Appalachian League playoffs and received a no decision in 5.0 innings allowing three runs. **COLLEGE:** Ranked 8th in NCAA Division II with 84 strikeouts during the 2014 regular season.

YR	CLUB	LG	W-L	ERA	G	GS	CG	SHO	SV	IP	H	R	ER	HR	HB	BB	SO	WP	BK
14	Johnson City	Appy	1-1	3.19	13	8	0	0	0	42.1	43	18	15	1	0	19	51	2	0
15	State College	NYP	2-3	3.26	10	8	0	0	1	47.0	42	18	17	0	5	10	51	2	0
	Peoria	Mid	0-3	6.91	3	3	0	0	0	14.1	22	14	11	2	0	5	14	5	0
16	Peoria	Mid	0-2	2.70	10	0	0	0	4	13.1	9	5	4	0	0	4	20	2	0
	Palm Beach	FSL	1-4	3.54	34	0	0	0	7	40.2	41	17	16	2	1	20	39	2	0
17	Palm Beach	FSL	0-1	3.77	13	0	0	0	7	14.1	15	7	6	2	1	5	13	2	0
	Springfield	Tex	1-4	3.76	37	0	0	0	6	40.2	41	24	17	3	4	17	44	6	0
Minor League Totals			5-18	3.64	120	19	0	0	25	212.2	213	103	86	10	11	80	232	21	0

**BENITEZ, Allinson R.**

RHP

**Height** - 6'4      **Bats** - R      **Born** - 11/4/99 at San Felipe, Venezuela  
**Weight** - 225      **Throws** - R      **Resides** - San Felipe, Venezuela

**HOW OBTAINED** - Signed by the Cardinals as a non-drafted free agent, 7/2/2016.

**CAREER NOTES** - **2017:** Held left-handed batters to a .182 BA (6-33) with zero extra base hits...averaged 13.3 strikeouts/9 IP but did not qualify for the league leaders.

YR	CLUB	LG	W-L	ERA	G	GS	CG	SHO	SV	IP	H	R	ER	HR	HB	BB	SO	WP	BK
17	DSL Cardinals	DSL	0-3	8.44	9	6	0	0	0	21.1	23	20	20	0	2	17	32	5	0
Minor League Totals			0-3	8.44	9	6	0	0	0	21.1	23	20	20	0	2	17	32	5	0



**BENSON, Brandon A.**

INF

Height - 6'1      Bats - R      Born - 6/13/96 at Loganville, GA  
 Weight - 200      Throws - R      Resides - Loganville, GA

**HOW OBTAINED** - Cardinals' 20th round selection (604th overall) in the June, 2017 First-Year Player Draft.

**SCHOOL** - Georgia College and State University

**CAREER NOTES - 2017:** Hit first professional grand slam off Connor Brogdon at Williamsport (7/6) as part of a 6 RBI game.

YR	CLUB	LG	AVG	G	AB	R	H	2B	3B	HR	RBI	SH	SF	HP	BB	SO	SB	CS	SLG	OBP	E
17	State College	NYP	.256	51	180	29	46	9	1	4	30	0	3	1	18	35	1	0	.383	.322	2
Minor League Totals			.256	51	180	29	46	9	1	4	30	0	3	1	18	35	1	0	.383	.322	2

**BILLINGS, Shane W.**

OF

Height - 5'11      Bats - R      Born - 12/14/94 at Greensboro, NC  
 Weight - 195      Throws - R      Resides - Kernersville, NC

**SCHOOL** - Wingate University

**HOW OBTAINED** - Cardinals' 13th round selection (406th overall) in the June, 2016 First-Year Player Draft.

**CAREER NOTES - 2017:** Ranked among Cardinals minor leaguers in hits (115, 10th), triples (4, T9th) and stolen bases (17, 6th)...was 2-for-6 with two walks and an RBI in the Florida State League playoffs. **2016:** Batted .353 (6-17) with two doubles, a home run, two RBI in the Appalachian League playoffs, while leading all playoff participants with eight runs scored and three stolen bases. **COLLEGE:** Was an NCBWA & Daktronics first team All-American in 2015 and second team ABCA All-American in 2016...ranked 4th in NCAA Division II with 96 hits and 74 runs and 9th with a .444 batting average in 2016.

YR	CLUB	LG	AVG	G	AB	R	H	2B	3B	HR	RBI	SH	SF	HP	BB	SO	SB	CS	SLG	OBP	E
16	Johnson City	Appy	.241	50	191	27	46	4	1	0	18	0	2	0	8	34	8	6	.272	.269	4
17	Peoria	Mid	.310	46	168	26	52	3	3	1	11	3	1	1	7	27	14	5	.381	.339	0
	Palm Beach	FSL	.281	59	224	22	63	11	1	0	12	1	1	1	11	38	3	2	.339	.316	4
Minor League Totals			.276	155	583	75	161	18	5	1	41	4	4	2	26	99	25	13	.329	.307	8

**BLANCO, Fabian E.**

LHP

Height - 6'0      Bats - L      Born - 12/22/97 at Pueblo Nuevo, VZ  
 Weight - 205      Throws - L      Resides - Punto Fijo, VZ

**HOW OBTAINED** - Signed by the Cardinals as a non-drafted free agent, 8/6/2014.

**CAREER NOTES - 2017:** Ranked T3rd in the Appalachian League with 20 appearances and four Holds...ranked 4th among Appy League relief pitchers with 11.12 strikeouts/9 IP. **2016:** Led the Dominican Summer League in lowest opponent BA (.112) for relief pitchers and strikeouts/9 IP (13.81)...ranked 8th among Cardinals minor league pitchers with eight saves. **2015:** Tied for the DSL Cardinals lead with two saves...made 11 relief appearances of 2.0 innings or more.

**PRONUNCIATION:** fay-bee-ahn

YR	CLUB	LG	W-L	ERA	G	GS	CG	SHO	SV	IP	H	R	ER	HR	HB	BB	SO	WP	BK
15	DSL Cardinals	DSL	2-2	5.55	22	0	0	0	2	35.2	39	23	22	1	10	21	33	7	1
16	DSL Cardinals	DSL	4-2	2.15	21	0	0	0	8	29.1	11	8	7	1	1	17	45	9	2
17	Johnson City	Appy	0-2	2.91	20	0	0	0	5	34.0	38	18	11	3	1	12	42	1	1
Minor League Totals			6-6	3.64	63	0	0	0	15	99.0	88	49	40	5	12	50	120	17	4

**BOWEN, Brady J.**

LHP

Height - 6'1      Bats - R      Born - 7/24/92 at Stuttgart, AR  
 Weight - 160      Throws - L      Resides - Litchfield Park, AZ

**SCHOOL** - Friends (KS) College

**HOW OBTAINED** - Signed by the Cardinals as a minor league non-drafted free agent on 6/15/2015.

**CAREER NOTES - 2017:** Ranked among Cardinals minor leaguers in appearances (45, T5th). **2016:** Tied for the New York-Penn League lead with nine saves with teammate Eric Carter...ranked 2nd among NY-Penn League relievers in lowest BB/9 IP (1.47) ratio...ranked among Cardinals minor league pitchers in saves (9, T6th) and strikeout/walk ratio (5.43, 6th)...made three appearances in the NY-Penn League playoffs and was 0-1 with a 2.45 ERA...struck out the side for a save in the NY-Penn League championship.

YR	CLUB	LG	W-L	ERA	G	GS	CG	SHO	SV	IP	H	R	ER	HR	HB	BB	SO	WP	BK
15	GCL Cardinals	GCL	1-0	3.38	15	0	0	0	0	21.1	25	8	8	0	1	3	20	4	0
16	Peoria	Mid	0-0	8.31	6	0	0	0	0	8.2	16	10	8	0	1	2	6	1	0
	State College	NYP	0-0	3.23	18	0	0	0	+9	30.2	30	11	11	2	2	5	32	3	0
17	Peoria	Mid	0-2	3.26	24	0	0	0	4	30.1	25	11	11	2	4	4	31	4	0
	Palm Beach	FSL	1-1	2.51	20	0	0	0	1	32.1	29	11	9	0	3	13	28	2	0
	Springfield	Tex	0-0	0.00	1	0	0	0	0	2.1	0	0	0	0	0	0	2	0	0
Minor League Totals			2-3	3.37	84	0	0	0	14	125.2	125	51	47	4	11	27	119	14	0

MINOR LEAGUE PLAYERS

**BRAY, Tyler S.****RHP****Height** - 6'6      **Bats** - R      **Born** - 10/3/91 at Vancleave, MS  
**Weight** - 190      **Throws** - R      **Resides** - Vancleave, MS**SCHOOL** - University of Louisiana-Monroe**HOW OBTAINED** - Cardinals' 26th round selection (795th overall) in the June 2014 First-Year Player Draft.**CAREER NOTES** - **2017:** Ranked among Cardinals minor leaguers in wins (10, 5th) and appearances (45, 7th)...ranked 2nd in the Texas League with 10 Holds. **2016:** Ranked 3rd among Midwest League relief pitchers in strikeouts/9 IP (10.77)...ranked among Cardinals minor league pitchers in strikeouts/9 IP (10.77, 7th), saves (7, T9th) and Toughest to HR off (272 IP/HR, 7th). **2015:** Ranked 7th among Cardinals minor leaguers in strikeouts/9 IP (10.43)...made three relief appearances in the Midwest League playoffs striking out four over 2.1 scoreless innings. **MISC:** Comes from an athletic family. His brother, Colin, was drafted by the Diamondbacks in the 6th round of the 2013 draft...father, Scott, played in the Expos organization...mother, Donna, was a volleyball player at South Alabama.

YR	CLUB	LG	W-L	ERA	G	GS	CG	SHO	SV	IP	H	R	ER	HR	HB	BB	SO	WP	BK
14	State College	NYP	1-2	2.96	17	0	0	0	0	27.1	18	10	9	1	1	14	34	2	1
	Peoria	Mid	1-1	4.82	6	0	0	0	0	9.1	6	5	5	1	0	4	10	0	0
15	State College	NYP	0-1	4.91	17	0	0	0	2	29.1	25	16	16	2	5	12	27	1	0
	Peoria	Mid	2-2	4.97	24	0	0	0	2	38.0	40	24	21	4	0	14	51	4	0
16	Peoria	Mid	3-5	3.84	42	0	0	0	7	61.0	58	32	26	1	5	25	73	4	0
17	Palm Beach	FSL	1-0	3.18	4	0	0	0	1	5.2	5	2	2	0	2	0	10	0	0
	Memphis	PCL	1-0	11.12	3	0	0	0	0	5.2	12	8	7	0	0	1	6	0	0
	Springfield	Tex	8-0	2.91	37	0	0	0	2	52.2	49	21	17	2	7	29	46	3	1
Minor League Totals			17-11	4.05	150	0	0	0	14	229.0	213	118	103	11	20	99	257	14	2

**BRYANT, Taylor D.****INF****Height** - 5'11      **Bats** - R      **Born** - 12/16/94 at Newport Beach, CA  
**Weight** - 200      **Throws** - R      **Resides** - La Quinta, CA**SCHOOL** - Cal State Fullerton**HOW OBTAINED** - Cardinals' 33rd round selection (994th overall) in the June, 2017 First-Year Player Draft.**CAREER NOTES** - **2017:** Ranked 3rd in the Gulf Coast League in batting (.324)...had 5 RBI at GCL Marlins (8/9).**COLLEGE:** Played in two games in the College World Series with the Titans.

YR	CLUB	LG	AVG	G	AB	R	H	2B	3B	HR	RBI	SH	SF	HP	BB	SO	SB	CS	SLG	OBP	E
17	GCL Cardinals	GCL	.324	43	136	22	44	11	1	1	21	0	1	1	27	27	2	0	.441	.436	5
Minor League Totals			.324	43	136	22	44	11	1	1	21	0	1	1	27	27	2	0	.441	.436	5

**BURGOS, Diowell M.****OF****Height** - 6'1      **Bats** - L      **Born** - 1/29/2001 at San Francisco de Macoris, Dominican Republic  
**Weight** - 190      **Throws** - R      **Resides** - San Francisco de Macoris, Dominican Republic**HOW OBTAINED** - Signed by the Cardinals as a non-drafted free agent on 9/1/2017.

YR	CLUB	LG	AVG	G	AB	R	H	2B	3B	HR	RBI	SH	SF	HP	BB	SO	SB	CS	SLG	OBP	E
2018 WILL BE FIRST PROFESSIONAL SEASON																					



## CALDWELL, Bruce A.

INF

Height - 5'11 Bats - L Born - 11/27/91 at Sumter, SC

Weight - 175 Throws - R Resides - Sumter, SC

SCHOOL - Spartanburg (SC) Methodist College

HOW OBTAINED - Cardinals' 15th round selection (480th overall) in the June, 2012 First-Year Player Draft.

**CAREER NOTES - 2017:** Ranked among Cardinals minor leaguers in home runs (14, 10th), RBI (57, T8th) and walks 54, T3rd). **2016:** Named to the Texas League Mid-Season All-Star team...ranked T9th among Cardinals minor leaguers with 11 home runs. **2015:** Named to the Florida State League All-Star South Squad but did not play due to promotion...led all Cardinals minor leaguers with 30 doubles and ranked among them in runs (63, 7th), hits (120, T7th), RBI (66, T4th) and walks (70, 2nd)...made a pitching appearance for the second straight season tossing 2.0 scoreless innings at Arkansas (6/12).

**2014:** Tied for 5th in the Florida State League with seven triples...ranked among Cardinals minor leaguers in home runs (12, T9th) and triples (7, 4th)...had a multi-homer game vs. Fort Myers (6/29)...made three relief appearances in extra inning games, earning a win vs. Fort Myers (5/2) tossing a scoreless inning in a 14-inning game. Took the loss allowing an unearned run in 3.1 innings at Tampa (5/16) in an 18-inning game. **2013:** Posted the longest home hitting streak in the New York-Penn League at 14 games, batting .480 (24-50) during the stretch from 6/25-7/26. **2012:** Tied for the Appalachian League lead with three intentional walks. **COLLEGE:** NJCAA 2012 Region 10 Player of the Year batting .444 with 15 HR, 66 RBI, leading Spartanburg Methodist to the Junior College World Series.

YR	CLUB	LG	AVG	G	AB	R	H	2B	3B	HR	RBI	SH	SF	HP	BB	SO	SB	CS	SLG	OBP	E
12	Johnson City	Appy	.304	44	148	30	45	12	1	6	26	0	3	1	14	39	2	0	.520	.361	8
	Batavia	NYP	.167	2	6	0	1	0	0	0	0	0	0	0	2	0	0	0	.167	.167	3
13	State College	NYP	.321	36	131	30	42	9	0	1	15	1	2	1	22	29	6	1	.412	.417	2
	Peoria	Mid	.179	24	84	6	15	2	0	1	5	1	1	0	8	23	0	0	.238	.247	4
14	Palm Beach	FSL	.247	101	369	52	91	19	7	12	51	7	4	4	31	109	3	0	.434	.309	13
15	Palm Beach	FSL	.248	44	165	23	41	10	1	1	16	0	1	1	25	33	3	2	.339	.349	7
	Springfield	Tex	.270	81	293	40	79	20	1	9	50	0	2	1	45	85	4	0	.437	.367	9
16	Springfield	Tex	.251	99	355	47	89	18	1	11	52	0	6	1	41	116	1	1	.400	.325	11
	Memphis	PCL	.200	6	20	3	4	0	1	0	2	1	0	0	2	8	0	0	.300	.273	0
17	Springfield	Tex	.247	92	308	47	76	12	1	14	54	0	1	6	52	105	2	1	.429	.365	9
	Memphis	PCL	.194	13	31	4	6	1	0	0	3	2	1	0	2	14	0	0	.226	.235	0
Minor League Totals			.256	542	1910	282	489	103	13	55	274	12	21	15	242	563	21	5	.410	.341	66

YR	CLUB	LG	W-L	ERA	G	GS	CG	SHO	SV	IP	H	R	ER	HR	HB	BB	SO	WP	BK
14	Palm Beach	FSL	1-1	0.00	3	0	0	0	0	4.2	4	1	0	0	1	2	3	0	0
15	Springfield	Tex	0-0	0.00	1	0	0	0	0	2.0	3	0	0	0	1	1	2	0	0
Minor League Totals			1-1	0.00	4	0	0	0	0	6.2	7	1	0	0	2	3	5	0	0

## CALVANO, Robert S.

RHP

Height - 6'2 Bats - R Born - 2/27/93 at Kansas City, MO

Weight - 225 Throws - R Resides - Kansas City, MO

SCHOOL - University of Nebraska-Omaha

HOW OBTAINED - Cardinals' 38th round selection (1,156th overall) in the June, 2016 First-Year Player Draft.

**CAREER NOTES - COLLEGE:** Transferred to UNO from Johnson County CC for the 2014 season.

YR	CLUB	LG	W-L	ERA	G	GS	CG	SHO	SV	IP	H	R	ER	HR	HB	BB	SO	WP	BK
16	GCL Cardinals	GCL	1-1	6.06	15	0	0	0	1	16.1	16	16	11	2	1	9	14	2	0
17	Johnson City	Appy	0-3	5.23	6	0	0	0	0	10.1	14	7	6	0	0	6	14	0	0
	State College	NYP	0-0	6.75	4	0	0	0	0	5.1	8	4	4	0	2	4	3	1	0
Minor League Totals			1-4	5.91	25	0	0	0	1	32.0	38	27	21	2	3	19	31	3	0



**CARLSON, Dylan J.**

OF

**Height** - 6'2      **Bats** - S      **Born** - 10/23/98 at Sacramento, CA  
**Weight** - 195      **Throws** - L      **Resides** - Elk Grove, CA

**SCHOOL** - Elk Gove (CA) High School

**HOW OBTAINED** - Cardinals 1st round selection (33rd overall) in the June, 2016 First-Year Player Draft.

**CAREER NOTES - 2017:** Was 1-for-10 in three Midwest League playoff games...ranked T9th among Cardinals minor leaguers in runs scored (63). **2016:** Posted a 10-game hitting streak (8/16-28), batting .333 (13-29) during the stretch, T9th-longest in the GCL...batted .267 with two triples and three RBI in the Gulf Coast League playoffs. **PREP:** Batted .407 with nine home runs and 40 RBI in 36 games as a high school senior, and .322 with 11 HR and 104 RBI in his high school career...pitched a complete game four-hitter with 10 strikeouts to lead Elk Grove to 2016 Division 1 Sac-Joaquin Section Championship. **PERSONAL:** His father, Jeff, is the head coach at Elk Grove HS.

YR	CLUB	LG	AVG	G	AB	R	H	2B	3B	HR	RBI	SH	SF	HP	BB	SO	SB	CS	SLG	OBP	E
16	GCL Cardinals	GCL	.251	50	183	30	46	13	3	3	22	0	1	1	16	52	4	2	.404	.313	1
17	Peoria	Mid	.240	115	383	63	92	18	1	7	42	4	3	9	52	116	6	6	.347	.342	4
Minor League Totals			.244	165	566	93	138	31	4	10	64	4	4	10	68	168	10	8	.366	.333	5

**CARTER, Eric R.**

RHP

**Height** - 5'11      **Bats** - R      **Born** - 7/7/92 at St. George, UT  
**Weight** - 215      **Throws** - R      **Resides** - St. George, UT

**SCHOOL** - University of Louisiana-Lafayette

**HOW OBTAINED** - Cardinals 26th round selection (796th overall) in the June, 2016 First-Year Player Draft.

**CAREER NOTES - 2017:** Ranked among Cardinals minor league leaders in saves (13, T2nd), appearances (45, T5th) and strikeouts/9 IP (10.58, 7th)...recorded a save and pitched 1.1 scoreless innings in the Florida State League playoffs. **2016:** Named a New York-Penn League All-Star and threw a scoreless inning for the South team...tied for the New York-Penn League lead with teammate Brady Bowen with nine saves...ranked 2nd in the NY-Penn League with 15 games finished...ranked T6th among Cardinals minor league pitchers in saves (9)...earned a win in relief during the NY-Penn League semi-finals.

YR	CLUB	LG	W-L	ERA	G	GS	CG	SHO	SV	IP	H	R	ER	HR	HB	BB	SO	WP	BK
16	State College	NYP	2-0	2.38	17	0	0	0	+9	22.2	18	8	6	1	2	4	26	0	0
17	Peoria	Mid	3-1	2.51	33	0	0	0	9	43.0	33	14	12	4	2	17	50	1	1
	Palm Beach	FSL	1-0	0.77	9	0	0	0	4	11.2	9	1	1	1	0	4	16	0	0
	Springfield	Tex	0-0	0.00	3	0	0	0	0	2.1	1	0	0	0	0	2	1	0	0
Minor League Totals			6-1	2.15	62	0	0	0	22	79.2	61	23	19	6	4	27	93	1	1

**CASADILLA, Franyel E.**

RHP

**Height** - 6'3      **Bats** - R      **Born** - 4/5/97 at Santa Teresa del Tuy, VZ  
**Weight** - 240      **Throws** - R      **Resides** - Santa Teresa del Tuy, VZ

**HOW OBTAINED** - Signed by the Cardinals as a non-drafted free agent on 11/5/2013.

**CAREER NOTES - 2017:** Tied for the Appalachian League lead in home runs allowed (10). **2016:** Threw first career shutout at GCL Astros (8/7), a 5.0-inning effort in a rain-shortened game...hurled 5.0 scoreless innings of six-hit ball for the win in the opening game of the GCL Championship vs. GCL Phillies (9/5)...ranked 7th in the Gulf Coast League in ERA (2.32), tied for the league lead in complete games (1) and led the league in shutouts (1). **2015:** Ranked 5th in the Dominican Summer League in innings pitched (79.0)...ranked among Cardinals minor league pitchers in ERA (2.16, 3rd), opponent batting average (.229, 5th), WHIP (1.01, 8th) and strikeouts/9 IP (5.73, 8th).

**PRONUNCIATION:** frahn-yell

YR	CLUB	LG	W-L	ERA	G	GS	CG	SHO	SV	IP	H	R	ER	HR	HB	BB	SO	WP	BK
14	DSL Cardinals	DSL	1-3	2.25	19	2	0	0	0	40.0	33	18	10	1	3	11	42	6	0
15	DSL Cardinals	DSL	4-3	2.16	14	14	0	0	0	79.0	69	22	19	2	2	11	63	2	1
16	GCL Cardinals	GCL	5-2	2.32	11	9	+1	*1	0	50.1	50	16	13	1	5	16	35	2	0
17	Johnson City	Appy	1-6	8.57	13	10	0	0	0	48.1	74	47	46	+10	3	20	37	4	0
Minor League Totals			11-14	3.64	57	35	1	1	0	217.2	226	103	88	14	13	58	177	14	1



## CASTILLO, Moises

SS

Height - 6'1      Bats - R      Born - 7/14/99 at La Romana, DR  
 Weight - 205      Throws - R      Resides - La Romana, DR

**HOW OBTAINED** - Signed by the Cardinals as a non-drafted free agent on 7/14/2015.

**CAREER NOTES - 2016:** Reached base safely in 22 consecutive games from 6/22-7/21 posting a .352 on-base percentage during the streak...had a 13-game hitting streak (7/26-8/11) batting .451 (23-51) during the stretch and raising his batting average from .172 to .254.

YR	CLUB	LG	AVG	G	AB	R	H	2B	3B	HR	RBI	SH	SF	HP	BB	SO	SB	CS	SLG	OBP	E
16	DSL Cardinals	DSL	.244	62	209	41	51	11	2	0	23	6	2	5	35	47	4	2	.316	.363	19
17	GCL Cardinals	GCL	.248	37	109	19	27	6	1	1	11	2	0	4	10	27	2	0	.349	.333	6
Minor League Totals			.245	99	318	60	78	17	3	1	34	8	2	9	45	74	6	2	.327	.353	25

## CEDENO, Leandro A.

1B

Height - 6'3      Bats - R      Born - 8/22/98 at Guatire, VZ  
 Weight - 265      Throws - R      Resides - Guatire, VZ

**HOW OBTAINED** - Signed by the Cardinals as a non-drafted free agent on 8/9/2014.

**CAREER NOTES - CAREER:** Converted to first base during the 2017 season...threw out 27.1% (13 CS-48 SB ATT) of attempted base stealers as a catcher. **2016:** Threw out 19.0% (4 CS-21 SB ATT) of attempted base stealers. **2015:** Recorded first multi-home run game vs. DSL Mariners (8/12) with two solo shots...threw out 33.3% (9 CS-27 SB ATT) of attempted base stealers.

YR	CLUB	LG	AVG	G	AB	R	H	2B	3B	HR	RBI	SH	SF	HP	BB	SO	SB	CS	SLG	OBP	E
15	DSL Cardinals	DSL	.228	27	92	13	21	4	1	2	10	0	1	1	9	15	0	0	.359	.301	4
16	DSL Cardinals	DSL	.290	47	193	32	56	15	4	4	30	0	2	1	12	42	0	0	.472	.332	8
17	GCL Cardinals	GCL	.351	9	37	8	13	4	0	4	12	0	1	0	1	7	0	0	.784	.359	4
Minor League Totals			.280	83	322	53	90	23	5	10	52	0	4	2	22	64	0	0	.475	.326	16

## CHANGAROTTY, Will J.

RHP

Height - 6'1      Bats - R      Born - 10/19/95 at Chiquinquira, VZ  
 Weight - 205      Throws - R      Resides - Maracaibo, VZ

**HOW OBTAINED** - Signed by the Cardinals as a non-drafted free agent on 7/24/2012.

**CAREER NOTES - 2016:** Made two appearances in the Gulf Coast League playoffs allowing one run in 2.1 innings with three strikeouts...ranked 10th among Cardinals minor league pitchers with a strikeout/walk ratio of 4.43. **2015:** Began the season with eight straight scoreless appearances (11.1 IP). **2013:** Led DSL Cardinals in wins (5) and WHIP (1.03). Ranked 10th among Cardinals minor league pitchers in WHIP (1.03).

YR	CLUB	LG	W-L	ERA	G	GS	CG	SHO	SV	IP	H	R	ER	HR	HB	BB	SO	WP	BK
13	DSL Cardinals	DSL	5-3	2.36	12	6	0	0	0	53.1	41	16	14	1	4	14	46	2	0
14	DSL Cardinals	DSL	1-4	4.99	13	9	0	0	0	52.1	57	32	29	2	3	22	45	5	0
15	DSL Cardinals	DSL	2-3	2.45	18	5	0	0	2	47.2	46	20	13	3	0	12	31	2	0
16	GCL Cardinals	GCL	1-0	2.37	16	1	0	0	3	30.1	29	13	8	3	0	7	31	4	0
17	Johnson City	Appy	3-2	3.40	18	1	0	0	0	39.2	50	20	15	4	2	10	41	2	1
Minor League Totals			12-12	3.18	77	22	0	0	5	223.1	223	101	79	13	9	65	194	15	1



**CHINEA, Christopher M. (Chris)**

**C/1B**

**Height** - 5'11      **Bats** - R      **Born** - 5/3/94 at Miami, FL  
**Weight** - 225      **Throws** - R      **Resides** - Palmetto Bay, FL

**SCHOOL** - Louisiana State University

**HOW OBTAINED** - Cardinals 17th round selection (521st Overall) in the June, 2015 First-Year Player Draft.

**CAREER NOTES - CAREER:** Has thrown out 31.7% (13 CS/41 SB ATT) of attempted base stealers. **2017:** Ranked among Cardinals minor league leaders in hits (121, 8th) and doubles (24, 7th)...was 4-for-9 with an RBI in the Florida State League playoffs. **2016:** Ranked 7th in the Midwest League in batting average (.312)...ranked in the Top 10 among Cardinals minor leaguers in batting (.312, 8th), hits (119, 7th), doubles (24, 5th) and RBI (63, 6th)...posted 17 multi-RBI games...hit safely in 13 straight road games (4/28-5/30), batting .320 (16-50) during the streak, T4th-longest in the Midwest League. **2015:** Threw out 35.0% (7 CS/20 SB ATT) of attempted base stealers...ranked among Cardinals minor league leaders in batting (.309, 9th), slugging (.497, 6th) and on-base + slugging (.848, 8th)...homered in his second professional at bat (6/25) vs. Kingsport.

**COLLEGE:** 2014 Cape Cod League All-Star. **PREP:** Louisville Slugger and *Baseball America* High School All-American at Gulliver Prep in Miami (FL).

YR	CLUB	LG	AVG	G	AB	R	H	2B	3B	HR	RBI	SH	SF	HP	BB	SO	SB	CS	SLG	OBP	E
15	Johnson City	Appy	.314	44	160	19	50	11	1	6	27	0	2	0	12	26	0	0	.506	.356	1
	State College	NYP	.200	2	5	0	1	0	0	0	0	0	0	0	2	0	0	0	.200	.200	0
16	Peoria	Mid	.312	99	381	40	119	24	0	6	63	0	4	2	22	64	1	1	.423	.350	10
17	Palm Beach	FSL	.260	123	466	48	121	24	0	6	48	3	3	5	34	93	0	1	.350	.315	5
Minor League Totals			.288	268	1012	107	291	59	1	18	138	3	9	7	68	185	1	2	.401	.334	16

**CIAVARELLA, Anthony J.**

**LHP**

**Height** - 5'11      **Bats** - L      **Born** - 8/13/93 at Phillipsburg, NJ  
**Weight** - 190      **Throws** - L      **Resides** - Phillipsburg, NJ

**SCHOOL** - Monmouth (NJ) University

**HOW OBTAINED** - Cardinals 24th round selection (736th Overall) in the June, 2016 First-Year Player Draft.

**CAREER NOTES - 2016:** Made one relief appearance of 2.0 scoreless innings in the Gulf Coast League playoffs.

YR	CLUB	LG	W-L	ERA	G	GS	CG	SHO	SV	IP	H	R	ER	HR	HB	BB	SO	WP	BK
16	GCL Cardinals	GCL	2-3	2.09	11	8	0	0	0	38.2	40	20	9	3	0	12	36	4	0
17	Palm Beach	FSL	0-0	21.60	2	0	0	0	0	1.2	5	4	4	1	0	4	0	1	0
	State College	NYP	0-1	8.44	6	1	0	0	0	10.2	17	10	10	1	2	11	13	1	0
Minor League Totals			2-4	4.06	19	9	0	0	0	51.0	62	34	23	5	2	27	49	6	0

**COLON, Joseph (Joe)**

**RHP**

**Height** - 6'0      **Bats** - R      **Born** - 2/18/90 at Caguas, Puerto Rico  
**Weight** - 167      **Throws** - R      **Resides** - Caguas, Puerto Rico

**SCHOOL:** Puerto Rico Baseball Academy

**HOW OBTAINED** - Signed by the Cardinals as a minor league free agent, 2/15/2018.

**CAREER NOTES - 2016:** Made MLB debut on 7/8 vs. New York (AL)...was suspended for the first 50 games for violating the Minor League Drug Prevention and Treatment Program (drug of abuse). **2014:** Named Eastern League Pitcher of the Week (5/26-6/2). **2012:** Named to the Midwest League Mid-Season All-Star team. **MISC:** Originally drafted by the Cleveland Indians in the 12th round (365th overall) of the June 2009 First-Year player draft...has 76 days of Major League service time.

YR	CLUB	LG	W-L	ERA	G	GS	CG	SHO	SV	IP	H	R	ER	HR	HB	BB	SO	WP	BK	
09	AZL Indians	AZL	0-3	5.63	11	7	0	0	00	32.0	44	28	20	1	3	17	26	5	1	
10	AZL Indians	AZL	DID NOT PLAY -- INJURED																	
11	Mahoning Valley	NYP	4-4	3.55	15	14	0	0	0	71.0	63	33	28	3	3	29	57	3	2	
	Lake County	Mid	0-0	3.00	1	1	0	0	0	6.0	6	2	2	0	0	2	4	0	0	
12	Lake County	Mid	8-8	2.90	19	19	0	0	0	111.2	100	44	36	6	4	32	72	5	0	
	Carolina	Car	1-2	7.53	3	3	0	0	0	14.1	21	17	12	3	0	7	11	0	0	
13	Lake County	Mid	0-1	4.15	2	2	0	0	0	8.2	10	5	4	0	0	2	9	0	0	
	Carolina	Car	5-3	3.13	15	15	0	0	0	83.1	73	36	29	2	5	25	67	3	2	
14	Akron	Eas	8-7	3.39	25	25	1	1	0	138.0	132	56	52	8	6	55	96	5	2	
15	Akron	Eas	2-0	3.16	21	1	0	0	0	31.1	28	11	11	1	0	11	23	1	0	
	Columbus-OH	IL	1-0	3.12	12	0	0	0	0	17.1	19	6	6	2	0	3	24	4	0	
16	Columbus-OH	IL	0-1	0.82	20	0	0	0	0	22.0	8	4	2	0	1	12	21	1	0	
	Cleveland	AL	1-3	7.20	11	0	0	0	0	10.0	12	9	8	2	0	7	10	1	1	
17	Columbus-OH	IL	0-0	4.13	28	0	0	0	6	32.2	33	15	15	4	0	18	34	1	1	
Minor League Totals			29-29	3.44	172	87	1	1	6	568.1	537	257	217	30	22	213	444	28	8	
Major League Totals			1-3	7.20	11	0	0	0	0	10.0	12	9	8	2	0	7	10	1	1	

**CONTRERAS, Gabriel A.****RHP**

**Height** - 6'1      **Bats** - R      **Born** - 8/16/2000 at Barquisimeto, Venezuela  
**Weight** - 170      **Throws** - R      **Resides** - Barquisimeto, Venezuela

**HOW OBTAINED** - Signed by the Cardinals as a non-drafted free agent on 9/1/2017.

YR	CLUB	LG	W-L	ERA	G	GS	CG	SHO	SV	IP	H	R	ER	HR	HB	BB	SO	WP	BK
2018 WILL BE FIRST PROFESSIONAL SEASON																			

**CORDERO, Diego****LHP**

**Height** - 6'3      **Bats** - L      **Born** - 9/8/97 at Santo Domingo Centro, DR  
**Weight** - 175      **Throws** - L      **Resides** - Santo Domingo Centro, DR

**HOW OBTAINED** - Signed by the Cardinals as a non-drafted free agent, 7/8/2014.

**CAREER NOTES - 2017:** Ranked among Cardinals minor league pitchers in ERA (3.09, 10th) and Toughest to HR Off (259 AB/HR, 5th).

YR	CLUB	LG	W-L	ERA	G	GS	CG	SHO	SV	IP	H	R	ER	HR	HB	BB	SO	WP	BK
15	DSL Cardinals	DSL	0-0	3.52	12	0	0	0	0	15.1	15	9	6	1	1	3	10	3	0
16	DSL Cardinals	DSL	1-0	3.57	10	7	0	0	1	35.1	31	20	14	1	5	13	36	3	1
17	DSL Cardinals	DSL	4-4	3.09	13	11	0	0	0	67.0	70	31	23	1	3	13	49	2	0
Minor League Totals			5-4	3.29	35	18	0	0	1	117.2	116	60	43	3	9	29	95	8	1

**CROWE, John D. (J.D.)****OF**

**Height** - 5'11      **Bats** - L      **Born** - 8/17/92 at Birmingham, AL  
**Weight** - 220      **Throws** - R      **Resides** - Birmingham, AL

**SCHOOL** - Francis Marion (SC) University

**HOW OBTAINED** - Cardinals' 23rd round selection (706th overall) in the June, 2016 First-Year Player Draft.

**CAREER NOTES - COLLEGE:** Also played at Auburn University before transferring to Francis Marion.

YR	CLUB	LG	AVG	G	AB	R	H	2B	3B	HR	RBI	SH	SF	HP	BB	SO	SB	CS	SLG	OBP	E
17	State College	NYP	.273	33	110	16	30	6	1	0	12	3	0	0	11	13	1	1	.345	.339	1
Minor League Totals			.273	33	110	16	30	6	1	0	12	3	0	0	11	13	1	1	.345	.339	1

**CRUZ, Adanson****OF**

**Height** - 6'2      **Bats** - R      **Born** - 10/6/2000 at Puerto Plata, Dominican Republic  
**Weight** - 175      **Throws** - R      **Resides** - Puerto Plata, Dominican Republic

**HOW OBTAINED** - Signed by the Cardinals as a non-drafted free agent on 7/2/2017.

YR	CLUB	LG	AVG	G	AB	R	H	2B	3B	HR	RBI	SH	SF	HP	BB	SO	SB	CS	SLG	OBP	E
2018 WILL BE FIRST PROFESSIONAL SEASON																					

**CRUZ, Jesus****RHP**

**Height** - 6'1      **Bats** - R      **Born** - 4/15/95 at Salinas de Hidalgo, Mexico  
**Weight** - 225      **Throws** - R      **Resides** - Salinas de Hidalgo, Mexico

**HOW OBTAINED** - Signed by the Cardinals as a non-drafted free agent, 7/2/2017.

YR	CLUB	LG	W-L	ERA	G	GS	CG	SHO	SV	IP	H	R	ER	HR	HB	BB	SO	WP	BK
17	Sultanes de Monterrey	Mex	0-1	8.49	13	0	0	0	0	11.2	17	11	11	1	1	7	11	0	0
	DSL Cardinals	DSL	3-0	0.71	9	0	0	0	2	12.2	5	3	1	0	0	4	19	0	0
	GCL Cardinals	GCL	0-0	5.40	1	0	0	0	0	1.2	4	1	1	0	0	0	3	0	0
	State College	NYP	1-0	1.93	5	0	0	0	1	4.2	4	1	1	0	0	0	8	0	0
Mexican Totals			0-1	8.49	13	0	0	0	0	11.2	17	11	11	1	1	7	11	0	0
Minor League Totals			4-0	1.42	15	0	0	0	3	19.0	13	5	3	0	0	4	30	0	0

**DAHLBERG, Jake T.****LHP**

**Height** - 6'0      **Bats** - L      **Born** - 12/1/93 at Vancouver, WA  
**Weight** - 220      **Throws** - L      **Resides** - Vancouver, WA

**SCHOOL:** University of Illinois at Chicago

**HOW OBTAINED** - Cardinals' 21st round selection (634th overall) in the June, 2017 First-Year Player Draft.

**CAREER NOTES - COLLEGE:** Also played one season at Mt. Hood Community College in Gresham, OR.

YR	CLUB	LG	W-L	ERA	G	GS	CG	SHO	SV	IP	H	R	ER	HR	HB	BB	SO	WP	BK
17	Johnson City	Appy	2-0	4.96	19	0	0	0	0	32.2	34	21	18	4	0	10	32	3	0
Minor League Totals			2-0	4.96	19	0	0	0	0	32.2	34	21	18	4	0	10	32	3	0

**DAVIS, David (J.R.)****2B**

Height - 5'9      Bats - R      Born - 8/10/94 at Vallejo, CA  
 Weight - 190      Throws - R      Resides - Vallejo, CA

SCHOOL - Oklahoma State University

HOW OBTAINED - Cardinals' 15th round selection (466th overall) in the June, 2016 First-Year Player Draft.

CAREER NOTES - 2017: Played in two games in the Midwest League playoffs. 2016: Named an Appalachian League Postseason All-Star...ranked among Cardinals infielders in batting (.333, 3rd)...ranked 3rd in the Appalachian League in batting (.333) and was 5th Toughest to Strike Out (8.91 TPA/K)...batted .455 in five games during the Appy League playoffs with five RBI and led all postseason participants with 10 hits. COLLEGE: Was a Big XII All-Conference infielder and hit for the cycle vs. West Virginia (4/3/16).

YR	CLUB	LG	AVG	G	AB	R	H	2B	3B	HR	RBI	SH	SF	HP	BB	SO	SB	CS	SLG	OBP	E
16	Johnson City	Appy	.333	46	186	40	62	10	2	3	13	0	1	4	5	22	11	6	.457	.362	19
17	Peoria	Mid	.245	87	343	28	84	18	2	4	32	0	3	2	10	58	8	2	.344	.268	9
Minor League Totals			.276	133	529	68	146	28	4	7	45	0	4	6	15	80	19	8	.384	.301	28

**DAVIS, Matthew B. (Matt)****3B**

Height - 5'10      Bats - R      Born - 12/8/94 at Mechanicsburg, PA  
 Weight - 180      Throws - R      Resides - Mechanicsburg, PA

SCHOOL - Virginia Commonwealth University

HOW OBTAINED - Signed as a non-drafted free agent, 7/14/16.

CAREER NOTES - COLLEGE: Led VCU in batting (.321), hits (76) and RBI (35) his senior season. MISC: Hit seven home runs in 23 games (13.0 AB/HR) during the 2016 Cape Cod season, ranking 2nd in the league one behind the league leader who played 18 more games.

YR	CLUB	LG	AVG	G	AB	R	H	2B	3B	HR	RBI	SH	SF	HP	BB	SO	SB	CS	SLG	OBP	E
16	State College	NYP	.211	9	38	4	8	0	0	0	3	0	0	1	1	8	1	0	.211	.250	4
	Palm Beach	FSL	.182	6	11	2	2	0	0	0	0	0	0	1	4	0	0	.182	.250	1	
	Peoria	Mid	.179	17	56	3	10	4	0	2	0	0	2	5	16	0	0	.250	.270	5	
17	Peoria	Mid	.192	25	73	8	14	3	0	2	7	0	0	2	10	28	2	0	.315	.306	1
	State College	NYP	.248	41	121	13	30	7	0	1	9	0	0	4	6	30	0	2	.331	.305	4
Minor League Totals			.214	98	299	30	64	14	0	3	21	0	0	9	23	86	3	2	.291	.290	15

**DAYTON, Patrick****LHP**

Height - 6'0      Bats - L      Born - 7/20/95 at San Diego, CA  
 Weight - 170      Throws - L      Resides - San Diego, CA

SCHOOL: Kent State University

HOW OBTAINED - Cardinals 25th round selection (754th Overall) in the June, 2017 First-Year Player Draft.

CAREER NOTES - 2017: Did not allow a home run to 84 total batters faced.

YR	CLUB	LG	W-L	ERA	G	GS	CG	SHO	SV	IP	H	R	ER	HR	HB	BB	SO	WP	BK
17	GCL Cardinals	GCL	2-2	3.86	15	0	0	0	2	16.1	23	17	7	0	2	9	19	5	0
Minor League Totals			2-2	3.86	15	0	0	0	2	16.1	23	17	7	0	2	9	19	5	0

**DE JESUS, Elvin****SS**

Height - 5'11      Bats - S      Born - 8/29/2001 at Santo Domingo, Dominican Republic  
 Weight - 160      Throws - R      Resides - Monte Plata, Dominican Republic

HOW OBTAINED - Signed by the Cardinals as a non-drafted free agent on 1/10/2018.

YR	CLUB	LG	AVG	G	AB	R	H	2B	3B	HR	RBI	SH	SF	HP	BB	SO	SB	CS	SLG	OBP	E
2018 WILL BE FIRST PROFESSIONAL SEASON																					

**DE JESUS, Freddy E.****1B**

Height - 6'2      Bats - R      Born - 10/15/99 at San Cristobal, Dominican Republic  
 Weight - 225      Throws - R      Resides - San Cristobal, Dominican Republic

HOW OBTAINED - Signed as a non-drafted free agent, 9/6/2016.

CAREER NOTES - 2017: Ranked 4th in the Dominican Summer League in HR/AB (26.29)...hit first professional grand slam at DSL Angels (8/23) off Rafael Fortunato.

YR	CLUB	LG	AVG	G	AB	R	H	2B	3B	HR	RBI	SH	SF	HP	BB	SO	SB	CS	SLG	OBP	E
17	DSL Cardinals	DSL	.277	52	184	24	51	7	0	7	27	0	3	6	22	62	0	1	.429	.367	7
Minor League Totals			.277	52	184	24	51	7	0	7	27	0	3	6	22	62	0	1	.429	.367	7

**DE JESUS, Noel****RHP****Height** - 6'3    **Bats** - R    **Born** - 1/8/97 at Bonao, DR**Weight** - 215    **Throws** - R    **Resides** - Bonao, DR**HOW OBTAINED** - Signed by the Cardinals as a non-drafted free agent, 7/2/2015.**CAREER NOTES** - **2016:** Led all Cardinals minor league pitchers in ERA (1.96) and was 6th in opponent BA (.237)...held his opponents to one run or less in 8-of-10 starts.

YR	CLUB	LG	W-L	ERA	G	GS	CG	SHO	SV	IP	H	R	ER	HR	HB	BB	SO	WP	BK
15	DSL Cardinals	DSL	0-1	6.17	9	0	0	0	1	11.2	10	9	8	0	2	5	9	1	2
16	DSL Cardinals	DSL	6-2	1.96	13	10	0	0	1	59.2	53	18	13	1	3	15	48	5	0
17	GCL Cardinals	GCL	2-1	2.94	10	5	0	0	0	33.2	35	13	11	1	0	9	20	2	0
Minor League Totals			8-4	2.74	32	15	0	0	2	105.0	98	40	32	2	5	29	77	8	2

**DE LOS SANTOS, Joerlin N.****CF****Height** - 5'9    **Bats** - R    **Born** - 9/16/2000 at Santo Domingo, Dominican Republic**Weight** - 175    **Throws** - R    **Resides** - Santo Domingo, Dominican Republic**HOW OBTAINED** - Signed by the Cardinals as a non-drafted free agent on 7/2/2017.

YR	CLUB	LG	AVG	G	AB	R	H	2B	3B	HR	RBI	SH	SF	HP	BB	SO	SB	CS	SLG	OBP	E
2018 WILL BE FIRST PROFESSIONAL SEASON																					

**DEL RIO, Diomedes D.****OF****Height** - 5'8    **Bats** - L    **Born** - 9/15/97 at Caracas, VZ**Weight** - 155    **Throws** - L    **Resides** - Caracas, VZ**HOW OBTAINED** - Signed by the Cardinals as a non-drafted free agent on 7/2/2016.

YR	CLUB	LG	AVG	G	AB	R	H	2B	3B	HR	RBI	SH	SF	HP	BB	SO	SB	CS	SLG	OBP	E
16	DSL Cardinals	DSL	.163	31	86	11	14	2	2	0	8	3	1	4	12	25	3	0	.233	.291	2
17	DSL Cardinals	DSL	.250	41	112	20	28	3	3	0	13	5	2	4	13	24	6	3	.330	.344	3
Minor League Totals			.212	72	198	31	42	5	5	0	21	8	3	8	25	49	9	3	.288	.321	5

**DEL VILLAR, Darlyn B.****SS****Height** - 6'0    **Bats** - R    **Born** - 11/8/2000 at Santo Domingo, Dominican Republic**Weight** - 180    **Throws** - R    **Resides** - Santo Domingo, Dominican Republic**HOW OBTAINED** - Signed by the Cardinals as a non-drafted free agent on 7/2/2017.

YR	CLUB	LG	AVG	G	AB	R	H	2B	3B	HR	RBI	SH	SF	HP	BB	SO	SB	CS	SLG	OBP	E
2018 WILL BE FIRST PROFESSIONAL SEASON																					

**DENTON, Bryce R.****OF****Height** - 6'1    **Bats** - R    **Born** - 8/1/97 at Brentwood, TN**Weight** - 200    **Throws** - R    **Resides** - Brentwood, TN**SCHOOL** - Ravenwood High School**HOW OBTAINED** - Cardinals 2nd round selection (66th Overall) in the June, 2015 First-Year Player Draft.**CAREER NOTES** - **2016:** Batted .450 (9-20) with a home run, five extra base hits and tied for the Johnson City team postseason high with seven RBI...hit a three-run home run in the 7th inning of the deciding championship game against Burlington (9/7)...led the Appalachian League in errors (21). **PREP:** Named Tennessee District 11-AAA Player of the Year... senior year batted .464 with 21 extra base hits and 34 RBI...on the mound was 6-0 with a 1.68 ERA and 48 strikeouts in 41.2 innings. **MISC:** Signed his letter of intent to play college baseball at Vanderbilt University.

YR	CLUB	LG	AVG	G	AB	R	H	2B	3B	HR	RBI	SH	SF	HP	BB	SO	SB	CS	SLG	OBP	E
15	GCL Cardinals	GCL	.194	44	155	21	30	1	2	1	14	0	1	2	11	32	3	0	.245	.254	8
16	Johnson City	Appy	.282	54	202	34	57	7	0	4	26	0	0	3	20	37	2	1	.376	.356	*21
17	Peoria	Mid	.157	19	70	2	11	4	0	1	4	0	1	0	4	18	2	1	.257	.200	1
	State College	NYP	.268	56	213	27	57	6	3	2	21	2	2	2	17	56	2	2	.352	.325	1
Minor League Totals			.242	173	640	84	155	18	5	8	65	2	4	7	52	143	9	4	.323	.304	31

**DIAZ, Imeldo R.****INF****Height** - 5'11      **Bats** - R      **Born** - 11/2/97 at Villa de Cura, Venezuela**Weight** - 195      **Throws** - R      **Resides** - Villa de Cura, Venezuela**HOW OBTAINED** - Acquired from Red Sox with infielder Stanley Espinal in exchange for international cap space, 7/2/2017.**PRONUNCIATION:** E-mell-doe

YR	CLUB	LG	AVG	G	AB	R	H	2B	3B	HR	RBI	SH	SF	HP	BB	SO	SB	CS	SLG	OBP	E
15	DSL Red Sox	DSL	.217	70	277	40	60	4	2	0	22	4	4	6	24	36	7	3	.245	.289	22
16	GCL Red Sox	GCL	.234	46	171	11	40	4	1	0	14	2	1	2	5	24	0	3	.269	.263	8
17	Lowell	NYP	.208	7	24	4	5	3	0	0	4	0	0	0	2	4	0	1	.333	.269	4
	Johnson City	Appy	.296	33	115	20	34	4	0	5	13	0	0	4	11	21	2	0	.461	.377	3
	State College	NYP	.259	7	27	2	7	0	0	0	5	0	0	0	2	3	0	1	.259	.310	1
Minor League Totals			.238	163	614	77	146	15	3	5	58	6	5	12	44	88	9	8	.296	.299	38

**DIAZ, Oneiver****RHP****Height** - 6'1      **Bats** - R      **Born** - 8/28/96 at Bajos de Haina, DR**Weight** - 205      **Throws** - R      **Resides** - Haina, DR**HOW OBTAINED** - Signed by the Cardinals as a non-drafted free agent on 11/5/2013.**CAREER NOTES - 2015:** Tied for the Dominican Summer League in games started (15) and T2nd in complete games (1).**PRONOUNCED:** wun-EYE-ver

YR	CLUB	LG	W-L	ERA	G	GS	CG	SHO	SV	IP	H	R	ER	HR	HB	BB	SO	WP	BK
14	DSL Cardinals	DSL	1-3	2.92	11	5	0	0	0	37.0	41	18	12	1	5	9	21	3	1
15	DSL Cardinals	DSL	3-5	3.04	15	+15	1	0	0	77.0	81	34	26	3	9	22	52	5	0
16	GCL Cardinals	GCL	DID NOT PLAY -- INJURED																
17	DSL Cardinals	DSL	1-2	4.84	13	1	0	0	2	22.1	25	16	12	1	4	10	9	3	1
	GCL Cardinals	GCL	0-2	14.73	3	1	0	0	0	7.1	13	13	12	1	0	2	4	3	0
Minor League Totals			5-12	3.88	42	22	1	0	2	143.2	160	81	62	6	18	43	86	14	2

**DOBZANSKI, Bryan J.****RHP****Height** - 6'5      **Bats** - R      **Born** - 8/31/95 at Franklinville, NJ**Weight** - 230      **Throws** - R      **Resides** - Franklinville, NJ**SCHOOL** - Delsea Regional High School**HOW OBTAINED** - Cardinals' 29th round selection (885th overall) in the June, 2014 First-Year Player Draft

**CAREER NOTES - 2017:** Started the first 12 games (1-5, 4.69 ERA) of the year, came on in relief the final 19 games (1-0, 2.10 ERA)...pitched one inning in the Midwest League playoffs allowing one run with a blown save. **2016:** Threw a career-high 8.0 innings at West Virginia (6/26), allowing one run on six hits in a win...fired 6.0 scoreless innings in opener of the NY-Penn League playoffs semi-finals for the win. **PREP:** Named first team All-South Jersey Times Pitcher with an 0.91 ERA over 46 innings with 68 strikeouts his senior season...was a two-sport athlete as a two-time high school state champion wrestler in the 220 lb. class posting a record of 158-8 over his career and 46-0 his senior year...a two-time Daily Journal Boys' Athlete of the Year...signed his letter of intent to play baseball at the University of Louisville.

YR	CLUB	LG	W-L	ERA	G	GS	CG	SHO	SV	IP	H	R	ER	HR	HB	BB	SO	WP	BK
14	GCL Cardinals	GCL	2-1	2.67	8	4	0	0	0	27.0	18	11	8	1	1	7	17	1	1
15	Johnson City	Appy	1-1	3.94	4	3	0	0	0	16.0	19	9	7	0	0	2	13	0	0
16	State College	NYP	4-6	3.93	14	13	0	0	0	71.0	81	36	31	3	6	26	37	5	0
17	Peoria	Mid	2-5	3.70	31	12	0	0	0	90.0	96	50	37	6	2	34	69	1	0
Minor League Totals			9-13	3.66	57	32	0	0	0	204.0	214	106	83	10	9	69	136	7	1



## DRAKE, Blake A.

**Height** - 6'1      **Bats** - R      **Born** - 7/11/93 at Ramona, CA  
**Weight** - 190      **Throws** - R      **Resides** - Ramona, CA

**SCHOOL** - Concordia (OR) University

**HOW OBTAINED** - Cardinals' 18th round selection (555th overall) in the June, 2014 First-Year Player Draft.

**CAREER NOTES - 2017:** Tied for the Florida State League lead among outfielders with 13 assists...rated as having the "Best Outfield Arm" in the Florida State League by Baseball America...drew three walks and scored two runs in the Florida State League playoffs...scored the winning walk-off run in Game 2 (9/6) to give Palm Beach a FSL co-Championship. **2016:** Ranked among Cardinals minor leaguers in doubles (22, 7th), triples (4, T10th) and stolen bases (14, T10th)...posted a 13-game hitting streak (4/14-27), batting .289 (13-45) during the stretch. **2014:** Played in an Appalachian League high 64 games, tied for 1st with teammate Casey Grayson...ranked among Appy League leaders in at bats (241, 5th) and total bases (101, T3rd) posted an eight-game hitting streak and two seven-game hitting streaks...hit safely in 44-of-64 games with 21 multi-hit games...led Johnson City with six home runs.

YR	CLUB	LG	AVG	G	AB	R	H	2B	3B	HR	RBI	SH	SF	HP	BB	SO	SB	CS	SLG	OBP	E
14	Johnson City	Appy	.282	+64	241	33	68	15	0	6	35	4	2	7	25	49	7	4	.419	.364	5
15	Peoria	Mid	.219	58	187	25	41	11	1	6	17	0	3	1	13	35	6	3	.385	.270	4
	Palm Beach	FSL	.200	62	215	18	43	10	2	2	18	2	0	2	14	54	6	4	.293	.255	2
16	Palm Beach	FSL	.233	71	253	24	59	14	3	1	26	0	5	5	24	43	11	3	.324	.307	2
	Springfield	Tex	.254	58	193	27	49	8	1	5	26	1	0	0	19	53	3	4	.383	.321	1
17	Springfield	Tex	.220	12	41	4	9	1	0	2	4	1	0	0	5	7	1	1	.390	.304	2
	Palm Beach	FSL	.245	82	314	32	77	15	2	7	27	7	1	4	21	70	6	3	.373	.300	2
Minor League Totals			.240	407	1444	163	346	74	9	29	153	15	11	19	121	311	40	22	.364	.305	18

## DYKSTRA, Luke A.

**Height** - 6'0      **Bats** - R      **Born** - 11/7/95 at Bryn Mawr, PA  
**Weight** - 200      **Throws** - R      **Resides** - Thousand Oaks, CA

**SCHOOL** - Westlake HS (CA)

**HOW OBTAINED:** Acquired by the Cardinals from the Braves along with RHP John Gant and RHP Chris Ellis in exchange for LHP Jaime Garcia, 12/1/16.

**CAREER NOTES - 2017:** Hit a 10th inning game-winning two-run home run at Charlotte (4/12) after entering the game as a pinch-runner in the 8th...was 1-for-4 with a run scored in the Florida State League playoffs. **2015:** Had a 10-game hitting streak (7/1-16), batting .389 (14-36) during the streak. **2014:** Posted six three-hit games in 44 games with a season-high of four hits vs. GCL Phillies (7/3)...ranked as 4th Toughest to Strike Out in the GCL (13.83 TPA/SO). **MISC:** Son of former Major League outfielder with the Mets and Phillies, Lenny Dykstra...has a brother Cutter who was drafted by the Brewers in 2008 and also played in the Nationals organization...originally drafted by the Atlanta Braves in the 7th round (223rd overall) of the June, 2014 First-Year Player Draft.

YR	CLUB	LG	AVG	G	AB	R	H	2B	3B	HR	RBI	SH	SF	HP	BB	SO	SB	CS	SLG	OBP	E
14	GCL Braves	GCL	.262	44	149	16	39	11	0	2	28	1	3	4	9	12	7	2	.376	.315	6
15	Danville	Appy	.298	32	131	18	39	9	1	0	12	1	1	3	5	11	2	1	.382	.336	6
	Rome	SAL	.348	26	92	9	32	10	1	0	10	2	1	2	3	5	1	0	.478	.378	3
16	Rome	SAL	.304	81	322	32	98	17	1	0	41	2	3	9	6	31	7	3	.363	.332	8
17	Palm Beach	FSL	.250	81	268	29	67	9	0	2	27	2	2	8	14	32	4	3	.306	.305	8
Minor League Totals			.286	264	962	104	275	56	3	4	118	8	10	26	37	91	21	9	.363	.327	31

OF

INF

MINOR LEAGUE PLAYERS





**ECHEMENDIA, Pedro L.**

**RHP**

**Height** - 6'1      **Bats** - R      **Born** - 6/14/91 at Ciego de Avila, Cuba  
**Weight** - 205      **Throws** - R      **Resides** - Deerfield Beach, FL

**HOW OBTAINED** - Signed by the Cardinals as a non-drafted free agent, 2/16/2015.

**CAREER NOTES - 2016:** Ranked 3rd in the Texas League in fewest walks/9 IP (1.88)...ranked T10th among Cardinals minor leaguers with 39 appearances...started his final three games of the season topping out at 6.0 IP vs. Tulsa (8/28).  
**2015:** Ranked among Cardinals minor league pitchers in saves (12, T4th), strikeout/walk ratio (5.67, 9th) and WHIP (0.93, 4th)...led the New York-Penn League in appearances (26) and ranked in wins (6, T4th), saves (12, 4th) and games finished (20, 2nd)...ranked among NYPL relievers in fewest baserunners/9 IP (8.38, 2nd) and walks/9 IP (1.16, 2nd)...recorded a win or save in eight straight appearances (7/26-8/15)...did not allow a run in 20-of-26 appearances...allowed one home run (148 total batters faced) and did not hit a batter all season.

YR	CLUB	LG	W-L	ERA	G	GS	CG	SHO	SV	IP	H	R	ER	HR	HB	BB	SO	WP	BK
15	State College	NYP	6-1	2.09	*26	0	0	0	12	38.2	30	10	9	1	0	6	34	3	0
16	Palm Beach	FSL	1-0	3.98	13	0	0	0	0	20.1	25	9	9	2	0	5	18	1	0
	Springfield	Tex	2-1	4.25	19	2	0	0	1	29.2	27	16	14	4	1	11	20	2	0
	Memphis	PCL	1-0	2.37	11	0	0	0	0	19.0	16	5	5	3	1	7	15	2	0
17	Memphis	PCL	1-0	0.00	1	0	0	0	0	3.0	2	0	0	0	1	2	0	0	0
	Springfield	Tex	2-4	4.25	38	3	0	0	5	72.0	81	40	34	9	7	16	41	4	0
Minor League Totals			13-6	3.50	108	5	0	0	18	182.2	181	80	71	19	10	47	128	12	1

**ELLIS, Christopher J. (Chris)**

**RHP**

**Height** - 6'4      **Bats** - L      **Born** - 9/22/92 at Birmingham, AL  
**Weight** - 215      **Throws** - R      **Resides** - Birmingham, AL

**SCHOOL** - University of Mississippi

**HOW OBTAINED** - Acquired by the Cardinals from the Braves along with RHP John Gant and INF Luke Dykstra in exchange for LHP Jaime Garcia, 12/1/16.

**CAREER NOTES - 2016:** Ranked among Cardinals minor league pitchers in strikeouts (126, 5th), innings pitched (131, 9th) and games started (22, T8th). **2016:** Led all Braves minor league pitchers in wins (12) and games started (28)...won his first six decisions of the season in the Southern League...ranked T2nd among International League leaders in complete games (2) and shutouts (1)...named a Southern League Mid-Season All-Star. **2015:** Tied for the California League lead with one shutout and T3rd with one complete game...struck out a career-high 10 batters at High Desert (5/6)...threw a one-hit shutout over 7.0 innings at Lake Elsinore (6/4)...named California League Pitcher of the Week (6/2-8). **COLLEGE:** Was 10-1 with a 2.16 ERA his junior year at Ole Miss. **MISC:** Originally selected by the Los Angeles Dodgers in the 50th Round (1,514th overall) of the June, 2011 First-Year player draft, but did not sign...drafted by the Los Angeles Angels in the 3rd Round (88th overall) of the June, 2014 First-Year player draft...was traded by the Angels to the Braves along with SS Erick Aybar, LHP Sean Newcomb and cash considerations for SS Andrelton Simmons and C Jose Briceño, 11/12/2015.

YR	CLUB	LG	W-L	ERA	G	GS	CG	SHO	SV	IP	H	R	ER	HR	HB	BB	SO	WP	BK
14	Orem	Pio	0-1	6.89	9	2	0	0	0	15.2	17	12	12	2	2	8	16	2	0
15	Inland Empire	Cal	4-5	3.88	11	11	1	+1	0	62.2	53	27	27	6	1	20	70	2	0
	Arkansas	Tex	7-4	3.92	15	15	0	0	0	78.0	77	42	34	9	3	43	62	3	1
16	Mississippi	Sou	8-2	2.75	13	13	0	0	0	78.2	54	24	24	2	5	35	61	2	0
	Gwinnett	IL	4-7	6.52	15	15	2	1	0	67.2	68	50	49	4	7	52	65	5	0
17	Memphis	PCL	2-3	7.88	11	5	0	0	0	32.0	42	31	28	7	4	15	31	2	0
	Springfield	Tex	5-9	4.45	19	17	0	0	0	99.0	98	51	49	7	8	32	95	6	0
Minor League Totals			30-31	4.63	93	78	3	2	0	433.2	409	237	223	37	30	205	400	22	1

**ESPINAL, Stanley**

**INF**

**Height** - 6'0      **Bats** - R      **Born** - 11/15/96 at Santiago, Dominican Republic  
**Weight** - 205      **Throws** - R      **Resides** - Santiago, Dominican Republic

**HOW OBTAINED** - Acquired from Red Sox with INF Imeldo Diaz in exchange for international cap space, 7/2/2017.

**CAREER NOTES - 2015:** Led the Dominican Summer League in RBI (59) and at-bats (295) and tied for the league lead in games played (72) and total bases (129)...had a two home run game vs. DSL Rangers (7/28)...collected 6 RBI at DSL Tigers (6/18)...hit his first professional grand slam at DSL Yankees (6/27) off Carlos Diaz.

YR	CLUB	LG	AVG	G	AB	R	H	2B	3B	HR	RBI	SH	SF	HP	BB	SO	SB	CS	SLG	OBP	E
15	DSL Red Sox	DSL	.281	+72	*295	44	83	14	7	6	*59	0	6	7	14	50	5	2	.437	.323	24
16	GCL Red Sox	GCL	.217	53	203	24	44	12	0	2	20	0	2	5	16	38	2	2	.305	.288	15
17	Lowell	NYP	.185	7	27	1	5	2	0	0	3	0	0	0	2	6	0	0	.259	.241	4
	State College	NYP	.143	5	14	0	2	0	0	0	1	0	0	0	2	5	0	1	.143	.250	2
	Johnson City	Appy	.203	22	69	7	14	5	1	2	8	0	0	2	7	13	0	0	.391	.295	1
Minor League Totals			.243	159	608	76	148	33	8	10	91	0	8	14	41	112	7	5	.373	.303	46



LHP

**EVANS, Jacob T.**

**Height** - 6'1      **Bats** - L      **Born** - 11/27/93 at Broken Arrow, OK  
**Weight** - 220      **Throws** - L      **Resides** - Broken Arrow, OK

**SCHOOL** - University of Oklahoma

**HOW OBTAINED** - Cardinals 6th round selection (191st Overall) in the June, 2015 First-Year Player Draft.

**CAREER NOTES - 2017:** Ranked 10th among Cardinals minor league pitchers with 10.37 strikeouts/9 IP. **2016:** Threw a season-high 8.0 innings twice (vs. Fort Myers 5/4 & at St. Lucie 6/25). **2015:** Ranked 6th among Cardinals minor league pitchers in WHIP (0.97) and 7th in strikeout/walk ratio (6.00). **COLLEGE:** All-Big-12 2nd Team selection and First Team Big 12 All-Academic honoree...earned a win in relief in a game he hit a lead-off, pinch-hit single in the 9th and a walk-off HR in the 10th inning vs. Kansas (4/2/15)...left school as the 3rd player in Sooners history with 15 or more career wins (16) and saves (17). **PREP:** Won the Jim Thorpe Player of the Year and Ferguson Jenkins Award in his senior year at Broken Arrow HS.

YR	CLUB	LG	W-L	ERA	G	GS	CG	SHO	SV	IP	H	R	ER	HR	HB	BB	SO	WP	BK
15	State College	NYP	4-3	3.08	16	6	0	0	1	49.2	41	18	17	1	2	7	42	2	0
16	GCL Cardinals	GCL	0-0	0.00	2	1	0	0	0	5.0	5	1	0	0	0	0	5	1	0
	Palm Beach	FSL	4-7	3.73	16	16	0	0	0	89.1	104	52	37	12	9	17	48	2	2
17	Palm Beach	FSL	3-3	1.88	16	0	0	0	3	24.0	11	6	5	0	1	6	27	1	0
	Springfield	Tex	1-3	2.55	14	0	0	0	0	17.2	20	11	5	2	1	8	21	1	0
Minor League Totals			12-16	3.10	64	23	0	0	4	185.2	181	88	64	15	13	38	143	7	2

**FAGALDE, Alex G.**

**Height** - 6'0      **Bats** - R      **Born** - 4/29/94 at El Dorado Hills, CA  
**Weight** - 205      **Throws** - R      **Resides** - El Dorado Hills, CA

**SCHOOL** - University of California-Riverside

**HOW OBTAINED** - Cardinals' 30th round selection (904th overall) in the June, 2017 First-Year Player Draft.

YR	CLUB	LG	W-L	ERA	G	GS	CG	SHO	SV	IP	H	R	ER	HR	HB	BB	SO	WP	BK
17	GCL Cardinals	GCL	2-1	2.25	6	1	0	0	0	12.0	12	3	3	1	0	0	14	0	0/
	State College	NYP	1-2	2.61	8	0	0	0	0	10.1	15	6	3	1	1	4	12	1	0
Minor League Totals			3-3	2.42	14	1	0	0	0	22.1	27	9	6	2	1	4	26	1	0

**FARINARO, Steven F.**

**Height** - 6'0      **Bats** - R      **Born** - 8/18/95 at Hayward, CA  
**Weight** - 205      **Throws** - R      **Resides** - Springhill, FL

**SCHOOL** - Head Royce (CA) High School

**HOW OBTAINED** - Cardinals' 11th round selection (335th overall) in the June, 2013 First-Year Player Draft.

**CAREER NOTES - 2016:** Led the New York-Penn League in wins (9) and winning percentage (.900, 9-1)...also ranked among league leaders in games started (14, T5th) and lowest walk/9 IP (5th, 1.94)...ranked T2nd among Cardinals minor league pitchers in wins (9, T2nd)...did not allow a home run to 357 total batters faced, the highest ratio among Cardinals minor league pitchers...was the winning pitcher in Game 1 of the NY-Penn League playoffs with 6.0 scoreless of two-hit ball...was NY-Penn League Pitcher of the Week (8/15-21). **2015:** Did not allow a home run in 98 total batters faced on the season. **2014:** Made one start in the Appalachian League playoffs and was 0-1 with an 8.31 ERA. **PREP:** Won CIF North Coast Section Division V Championship with a two-hitter in his final high school game. Named first team all-Region with a 12-1 record, 0.82 ERA and 157 strikeouts in 77 innings, allowing just 28 hits. Signed letter of intent with UCLA.

YR	CLUB	LG	W-L	ERA	G	GS	CG	SHO	SV	IP	H	R	ER	HR	HB	BB	SO	WP	BK
13	GCL Cardinals	GCL	1-3	6.29	10	6	0	0	0	24.1	36	18	17	2	2	6	21	2	1
14	State College	NYP	0-0	3.60	1	1	0	0	0	5.0	4	2	2	0	0	0	2	0	0
	Johnson City	Appy	3-4	4.31	11	11	0	0	0	48.0	61	34	23	5	2	12	30	3	0
15	GCL Cardinals	GCL	2-1	6.30	7	1	0	0	0	10.0	8	7	7	0	0	13	5	5	0
	Johnson City	Appy	2-1	1.69	8	0	0	0	1	16.0	13	5	3	0	0	10	14	3	0
16	State College	NYP	*9-1	3.46	14	14	0	0	0	83.1	*100	38	32	0	2	18	53	9	1
17	Peoria	Mid	1-4	7.71	8	8	0	0	0	42.0	58	39	36	9	1	12	23	2	0
	State College	NYP	2-1	4.93	18	1	0	0	0	38.1	38	26	21	3	3	25	25	2	1
Minor League Totals			20-15	4.75	77	42	0	0	1	267.0	318	169	141	19	10	96	173	26	3

RHP

MINOR LEAGUE PLAYERS



**FENNELL, Michael A. (Mick)**

OF

Height - 5'9      Bats - L      Born - 4/30/94 at Pittsburgh, PA  
 Weight - 195      Throws - R      Resides - Butler, PA

SCHOOL - California University of Pennsylvania

HOW OBTAINED - Cardinals' 22nd round selection (676th overall) in the June, 2016 First-Year Player Draft.

CAREER NOTES - 2017: Made one pitching appearance recording an out allowing an unearned run on two hits at Kane County (9/4) with a blown save. 2016: Tied for the NY-Penn League lead among outfielders with a 1.000 fielding percentage in 72 total chances with three outfield assists...tallied three hits during the NY-Penn League playoffs. COLLEGE: Ranked 15th in NCAA Division 2 with seven triples in 2016. MISC: Has a brother, Jason, who was an outfielder in the White Sox organization (1996-2001)...has begun games with a backflip during his college career.

YR	CLUB	LG	AVG	G	AB	R	H	2B	3B	HR	RBI	SH	SF	HP	BB	SO	SB	CS	SLG	OBP	E
16	State College	NYP	.256	42	121	22	31	7	1	0	11	5	0	3	18	13	1	1	.331	.366	0
17	State College	NYP	.250	8	32	2	8	3	0	0	6	1	0	2	4	7	1	0	.344	.368	1
	Peoria	Mid	.254	46	173	14	44	4	0	1	25	1	1	1	13	29	5	4	.295	.309	2
Minor League Totals				255	96	326	38	83	14	1	42	7	1	6	35	49	7	5	.313	.337	3

**FERNANDEZ, Junior F.**

RHP

Height - 6'3      Bats - R      Born - 3/2/97 at Santo Domingo Centro, DR  
 Weight - 205      Throws - R      Resides - Port St. Lucie, FL

HOW OBTAINED - Signed by the Cardinals as a non-drafted free agent on 7/2/14.

CAREER NOTES - 2017: Named a Florida State League Mid-Season All-Star and pitched two-thirds of a scoreless inning with a strikeout...Florida State League Pitcher of the Week (4/17-23 & 5/8-14)...rated as having the "Best Changeup" in the Cardinals organization by Baseball America. 2016: Ranked T8th among Cardinals minor league pitchers with eight wins...struck out 10 batters over 8.0 innings vs. Wisconsin (4/23). 2015: Rated as the No. 9 prospect in the Cardinals organization by Baseball America's "Best Tools" survey...did not allow a home run to 247 total batters faced, ranking him 2nd among Cardinals minor league pitchers in Toughest to Homer Off. 2014: Three of his six starts went 6.0 innings, all quality starts, with only one earned run allowed. PREP: Played sophomore year (2011-12) of high school baseball at Miami's Felix Varela High School.

YR	CLUB	LG	W-L	ERA	G	GS	CG	SHO	SV	IP	H	R	ER	HR	HB	BB	SO	WP	BK
14	DSL Cardinals	DSL	0-5	5.79	7	6	0	0	0	28.0	29	25	18	1	5	12	13	7	0
15	GCL Cardinals	GCL	3-2	3.88	11	9	0	0	0	51.0	54	27	22	0	5	15	58	7	1
	Palm Beach	FSL	0-0	1.35	2	1	0	0	0	6.2	8	2	1	0	0	2	5	2	0
16	Peoria	Mid	6-5	3.33	14	14	0	0	0	78.1	71	37	29	3	5	34	63	7	0
	Palm Beach	FSL	2-2	5.36	10	6	0	0	0	43.2	48	29	26	4	3	20	25	2	0
17	Palm Beach	FSL	5-3	3.69	16	16	1	0	0	90.1	82	41	37	5	7	39	58	7	2
Minor League Totals			16-17	4.02	60	52	1	0	0	298.0	292	161	133	13	25	122	222	32	3

**FIEDLER, Matthew D. (Matt)**

OF

Height - 5'10      Bats - R      Born - 3/22/95 at Eagan, MN  
 Weight - 200      Throws - R      Resides - Eagan, MN

SCHOOL - University of Minnesota

HOW OBTAINED - Cardinals' 9th round selection (286th overall) in the June, 2016 First-Year Player Draft.

CAREER NOTES - 2016: Named an Appalachian League Postseason All-Star...led the Appy League with 20 doubles...ranked among the Appy League leaders in batting (.325, 4th) and extra base hits (24, T3rd)...ranked among Cardinals minor leaguers in batting (.325, 4th), doubles (20, T9th), slugging (.487, 5th), on-base percentage (.386, 9th), OPS (.874, 6th)...batted .318 (7-22) with five runs scored, a home run and seven RBI in the Appy League playoffs. COLLEGE: Was 2016 Big Ten Player of the Year and First Team All-Big 10...2nd team CoSIDA Academic All-American. MISC: Both parents played soccer at Middlebury College. PRONUNCIATION: FEED-ler.

YR	CLUB	LG	AVG	G	AB	R	H	2B	3B	HR	RBI	SH	SF	HP	BB	SO	SB	CS	SLG	OBP	E	
16	Johnson City	Appy	.325	52	197	30	64	*20	0	4	31	0	2	2	19	32	8	1	.487	.386	4	
17	State College	NYP	.333	1	3	0	1	0	0	0	0	0	0	0	1	0	0	0	.333	.500	0	
	Peoria	Mid	.257	49	175	21	45	7	2	2	13	0	2	3	19	42	4	4	.354	.337	0	
Minor League Totals				293	102	375	51	110	27	2	6	44	0	4	5	39	74	12	5	.424	.364	4

**FIGUERA, Edwin J.**

INF

Height - 5'10      Bats - R      Born - 9/2/97 at Puerto La Cruz, VZ

Weight - 170      Throws - R      Resides - Barcelona, VZ

HOW OBTAINED - Signed by the Cardinals as a non-drafted free agent, 7/18/2014.

CAREER NOTES - 2017: Ranked 10th in the New York-Penn League in batting (.284) and was 4th Toughest to Strike Out (7.78 TPA/SO). 2015: Led DSL Cardinals in stolen bases (14) and hit by pitch (13).

YR	CLUB	LG	AVG	G	AB	R	H	2B	3B	HR	RBI	SH	SF	HP	BB	SO	SB	CS	SLG	OBP	E
15	DSL Cardinals	DSL	.233	47	159	27	37	4	2	0	18	2	0	13	12	19	14	6	.283	.337	11
16	GCL Cardinals	GCL	.271	40	118	12	32	3	0	0	10	5	0	7	10	19	0	2	.297	.363	10
17	State College	NYP	.284	56	194	36	55	11	1	1	19	1	1	8	6	27	12	2	.366	.330	10
Minor League Totals			.263	143	471	75	124	18	3	1	47	8	1	28	28	65	26	10	.321	.341	31

**FLORES, Luis M.**

INF/OF

Height - 6'2      Bats - S      Born - 10/22/96 at Santo Domingo, DR

Weight - 200      Throws - R      Resides - Santo Domingo Este, DR

HOW OBTAINED - Signed by the Cardinals as a non-drafted free agent on 11/5/2013.

CAREER NOTES - 2015: Ranked T5th among Cardinals minor leaguers with six triples.

YR	CLUB	LG	AVG	G	AB	R	H	2B	3B	HR	RBI	SH	SF	HP	BB	SO	SB	CS	SLG	OBP	E
14	DSL Cardinals	DSL	.217	55	217	20	47	6	1	2	12	6	0	1	11	58	9	8	.281	.258	11
15	DSL Cardinals	DSL	.213	41	155	20	33	5	6	0	17	1	4	1	14	44	1	3	.323	.276	11
16	GCL Cardinals	GCL	.263	33	76	11	20	4	0	0	5	2	1	1	6	23	1	2	.316	.321	3
17	GCL Cardinals	GCL	.192	34	99	16	19	3	2	1	9	1	2	2	9	19	4	2	.293	.268	6
Minor League Totals			.218	163	547	67	119	18	9	3	43	10	7	5	40	144	15	15	.300	.274	31

**FULLER, Terriez A. (Terry)**

OF

Height - 6'5      Bats - L      Born - 12/5/98 at Griffin, GA

Weight - 255      Throws - R      Resides - Griffin, GA

SCHOOL - Griffin (GA) High School

HOW OBTAINED - Cardinals 15th round selection (454th overall) in the June 2017 First-Year Player Draft.

CAREER NOTES - MISC: Was standout defensive lineman in high school football...received a scholarship offer from the University of Alabama and verbally committed to Auburn University a year later.

YR	CLUB	LG	AVG	G	AB	R	H	2B	3B	HR	RBI	SH	SF	HP	BB	SO	SB	CS	SLG	OBP	E
17	GCL Cardinals	GCL	.161	37	118	13	19	3	1	3	11	0	1	1	12	49	3	0	.280	.242	3
Minor League Totals			.161	37	118	13	19	3	1	3	11	0	1	1	12	49	3	0	.280	.242	3

**GALLEGOS, Alejandro (Alex)**

RHP

Height - 6'3      Bats - R      Born - 5/14/98 at Gardena, CA

Weight - 165      Throws - R      Resides - Gardena, CA

SCHOOL - Torrance (CA) High School

HOW OBTAINED - Cardinals 35th round selection (1,054th overall) in the June 2017 First-Year Player Draft.

CAREER NOTES - MISC: Suffered a torn ACL during senior season at Torrance High School.

YR	CLUB	LG	W-L	ERA	G	GS	CG	SHO	SV	IP	H	R	ER	HR	HB	BB	SO	WP	BK	
17	GCL Cardinals	GCL																		
DID NOT PLAY - INJURED																				
Minor League Totals																				

**GARCIA, Joyser S.**

C

Height - 5'10      Bats - R      Born - 10/14/99 at Ciudad Bolivar, Venezuela

Weight - 200      Throws - R      Resides - Ciudad Bolivar, Venezuela

HOW OBTAINED - Signed by the Cardinals as a non-drafted free agent on 7/2/2016.

CAREER NOTES - 2017: Threw out 36.2% (17 CS/47 SB ATT) of attempted base stealers.

YR	CLUB	LG	AVG	G	AB	R	H	2B	3B	HR	RBI	SH	SF	HP	BB	SO	SB	CS	SLG	OBP	E
17	DSL Cardinals	DSL	.253	25	79	10	20	3	0	0	9	0	0	1	4	17	0	1	.291	.298	1
Minor League Totals			.253	25	79	10	20	3	0	0	9	0	0	1	4	17	0	1	.291	.298	1

**GARCIA, Roy R.****RHP****Height** - 5'11    **Bats** - R    **Born** - 8/28/2000 at Nagua, Dominican Republic**Weight** - 210    **Throws** - R    **Resides** - Nagua, Dominican Republic**HOW OBTAINED** - Signed by the Cardinals as a non-drafted free agent, 9/6/2016.**CAREER NOTES - 2017:** Ranked 3rd among Cardinals minor league pitchers in Toughest to HR Off (127 TBF/0 HR).

YR	CLUB	LG	W-L	ERA	G	GS	CG	SHO	SV	IP	H	R	ER	HR	HB	BB	SO	WP	BK
17	DSL Cardinals	DSL	2-4	7.44	20	0	0	0	0	32.2	38	31	27	0	6	22	28	14	2
Minor League Totals			2-4	7.44	20	0	0	0	0	32.2	38	31	27	0	6	22	28	14	2

**GARCIA, Victor M.****OF****Height** - 6'2    **Bats** - R    **Born** - 9/16/99 at Barcelona, Venezuela**Weight** - 250    **Throws** - R    **Resides** - Barcelona, Venezuela**HOW OBTAINED** - Signed by the Cardinals as a non-drafted free agent on 7/2/2016.**CAREER NOTES - 2017:** Hit first professional grand slam at DSL Yankees (7/29) off Diego Cordero.

YR	CLUB	LG	AVG	G	AB	R	H	2B	3B	HR	RBI	SH	SF	HP	BB	SO	SB	CS	SLG	OBP	E
17	DSL Cardinals	DSL	.250	28	92	11	23	5	0	1	15	0	1	5	8	16	0	0	.337	.340	1
Minor League Totals			.250	28	92	11	23	5	0	1	15	0	1	5	8	16	0	0	.337	.340	1

**GENTNER, Gabriel A.****RHP****Height** - 6'1    **Bats** - R    **Born** - 9/6/95 at Eastvale, CA**Weight** - 240    **Throws** - R    **Resides** - Eastvale, CA**SCHOOL** - Cal State Los Angeles**HOW OBTAINED** - Signed by the Cardinals as a non-drafted free agent, 6/21/2017.**CAREER NOTES - MISC:** Also pitched at University of California, Riverside.

YR	CLUB	LG	W-L	ERA	G	GS	CG	SHO	SV	IP	H	R	ER	HR	HB	BB	SO	WP	BK
17	GCL Cardinals	GCL	2-2	2.04	15	0	0	0	0	17.2	23	7	4	1	0	3	19	2	0
Minor League Totals			2-2	2.04	15	0	0	0	0	17.2	23	7	4	1	0	3	19	2	0

**GERONIMO, Jose J.****RHP****Height** - 6'2    **Bats** - R    **Born** - 10/26/97 at Santo Domingo Centro, DR**Weight** - 230    **Throws** - R    **Resides** - Santo Domingo Este, DR**HOW OBTAINED** - Signed by the Cardinals as a non-drafted free agent, 11/5/2014.

YR	CLUB	LG	W-L	ERA	G	GS	CG	SHO	SV	IP	H	R	ER	HR	HB	BB	SO	WP	BK
15	DSL Cardinals	DSL								DID NOT PLAY -- INJURED									
16	DSL Cardinals	DSL								DID NOT PLAY -- INJURED									
17	DSL Cardinals	DSL	1-2	6.05	16	0	0	0	0	19.1	18	14	13	0	1	17	18	4	0
Minor League Totals			1-2	6.05	16	0	0	0	0	19.1	18	14	13	0	1	17	18	4	0



**GODOY, Jose A.**

C

**Height** - 5'11      **Bats** - L      **Born** - 10/13/94 at Maracaibo, VZ  
**Weight** - 220      **Throws** - R      **Resides** - San Francisco, VZ

**HOW OBTAINED** - Signed by the Cardinals as a non-drafted free agent on 7/2/2011.

**CAREER NOTES - CAREER:** Has thrown out 44.2% (122 CS/276 SB ATT) of attempted base stealers over his professional career. **2017:** Was 1-for-4 with a run scored in the Florida State League playoffs...threw out 40.0% (20 CS/50 SB ATT) of attempted base stealers. **2016:** Threw out 44.4% (20 CS/45 SB ATT) of attempted base stealers...pitched one scoreless inning, the 15th inning of a 9-9 tie at West Michigan (7/22). **2015:** Threw out 42.9% (12 CB/28 SB ATT) of attempted base stealers...posted a perfect 1.000 fielding percentage over 262 total chances in the New York-Penn League. **2014:** Threw out 47.5% (19 CS/40 SB ATT) of attempted base stealers...posted an 11-game hitting streak (6/23-7/9) batting .432 (16-37) during the stretch, T10th-longest streak in the Appalachian League. **2013:** Threw out 44.1% (15 CS/34 SB ATT) of attempted base stealers...tied for the Gulf Coast League lead among catchers in double plays. **2012:** Ranked 5th among Dominican Summer League catchers in caught stealing percentage, throwing out 45.6% (36 CS/79 SB ATT) of attempted base stealers.

YR	CLUB	LG	AVG	G	AB	R	H	2B	3B	HR	RBI	SH	SF	HP	BB	SO	SB	CS	SLG	OBP	E
12	DSL Cardinals	DSL	.239	46	142	15	34	4	1	0	15	0	3	4	32	22	0	2	.282	.387	8
13	GCL Cardinals	GCL	.263	36	114	15	30	5	0	0	13	0	0	5	14	18	0	0	.307	.368	3
14	Palm Beach	FSL	.000	2	4	0	0	0	0	0	0	0	0	0	1	0	0	0	.000	.000	0
	Johnson City	Apy	.331	36	118	15	39	4	0	1	18	0	0	1	18	11	0	0	.390	.423	6
15	Palm Beach	FSL	.167	3	6	1	1	0	0	0	0	0	0	0	1	1	0	0	.167	.286	1
	State College	NYP	.234	36	107	10	25	7	1	0	18	0	2	3	14	15	0	0	.318	.333	0
16	Springfield	Tex	1.000	1	1	0	1	0	0	0	0	0	0	0	0	0	0	0	1.000	1.000	0
	Peoria	Mid	.293	80	287	36	84	11	0	1	31	1	2	8	29	34	1	1	.341	.371	2
17	Palm Beach	FSL	.265	69	238	21	63	14	0	4	41	6	2	3	16	36	1	2	.374	.317	3
Minor League Totals			.272	309	1017	113	277	45	2	6	136	7	9	24	124	138	2	5	.338	.362	23

**GOETZMAN, Granden G.**

OF

**Height** - 6'3      **Bats** - R      **Born** - 11/14/92 at Philadelphia, Pennsylvania  
**Weight** - 190      **Throws** - R      **Resides** - Palmetto, FL

**HOW OBTAINED** - Signed by the Cardinals as a free agent, 1/16/2018.

**CAREER NOTES - 2015:** Hit a grand slam vs. Dunedin (7/28) off Arik Sikula. **2014:** Midwest League Mid-Season All-Star.

**MISC:** Originally drafted by the Tampa Bay Rays in the 2nd round of the June, 2011 First-Year player draft...played 45 games for Brisbane in the Australian Baseball League in 2014 batting .293 with 9 HR and 46 RBI.

YR	CLUB	LG	AVG	G	AB	R	H	2B	3B	HR	RBI	SH	SF	HP	BB	SO	SB	CS	SLG	OBP	E
11	GCL Rays	GCL	.173	25	75	8	13	3	0	0	8	0	0	1	8	17	6	1	.213	.262	0
12	Princeton	Apy	.298	12	47	10	14	5	0	1	8	0	1	0	4	7	7	1	.468	.346	0
13	Bowling Green	Mid	.153	21	72	5	11	1	1	1	9	0	0	2	4	15	4	1	.236	.218	1
	Hudson Valley	NYP	.220	55	209	25	46	8	6	2	22	0	5	1	7	50	19	7	.344	.243	3
14	Bowling Green	Mid	.315	60	235	40	74	20	3	7	31	0	1	3	10	53	7	7	.515	.349	3
	Charlotte	FSL	.213	50	174	14	37	6	2	1	13	0	0	5	6	53	3	3	.287	.259	2
15	Charlotte	FSL	.240	93	329	38	79	16	1	3	34	2	2	2	23	66	16	3	.322	.292	5
16	GCL Rays	GCL	.467	4	15	4	7	0	0	0	2	0	0	0	1	5	2	0	.467	.500	0
	Montgomery	Sou	.243	83	313	49	76	14	4	5	38	1	2	2	16	70	24	9	.361	.282	2
17	Durham	PCL	.314	17	70	10	22	3	1	1	13	0	0	0	3	17	5	1	.429	.342	2
	Montgomery	Sou	.225	24	89	13	20	4	3	3	15	0	0	0	6	22	6	1	.438	.274	0
	GCL Rays	GCL	.233	10	30	3	7	2	0	0	6	0	1	1	7	6	3	0	.300	.385	0
	Charlotte	FSL	.250	3	12	1	3	1	0	0	2	0	0	0	0	2	0	0	.333	.250	0
Minor League Totals			.245	457	1670	220	409	83	21	24	201	3	12	17	95	383	102	34	.363	.290	18

**GOMEZ, Dariel A.**

1B

**Height** - 6'5      **Bats** - L      **Born** - 7/15/96 at Santo Domingo, DR  
**Weight** - 235      **Throws** - R      **Resides** - Santo Domingo Este, DR

**HOW OBTAINED** - Signed by the Cardinals as a non-drafted free agent on 12/9/2013.

**CAREER NOTES - 2015:** Ranked T9th among Cardinals minor leaguers with four triples.

YR	CLUB	LG	AVG	G	AB	R	H	2B	3B	HR	RBI	SH	SF	HP	BB	SO	SB	CS	SLG	OBP	E
14	INJURED -- DID NOT PLAY																				
15	DSL Cardinals	DSL	.262	49	149	20	39	8	4	0	19	3	4	3	26	41	0	2	.369	.374	5
16	DSL Cardinals	DSL	.234	43	141	13	33	14	1	0	24	0	1	1	25	25	0	0	.348	.351	5
17	GCL Cardinals	GCL	.240	35	104	16	25	4	0	2	12	0	2	3	17	30	0	0	.337	.357	4
Minor League Totals			.246	127	394	49	97	26	5	2	55	3	7	7	68	96	0	2	.353	.361	14

MINOR LEAGUE PLAYERS



**GOMEZ, Joseph A. (Joe)**

C

Height - 5'11 Bats - R Born - 12/3/94 at Wellington, FL  
 Weight - 200 Throws - R Resides - Wellington, FL

SCHOOL - University of Miami-FL

HOW OBTAINED - Signed by the Cardinals as a non-drafted free agent on 6/19/2017.

CAREER NOTES - CAREER: Threw out 29.4% (5 CS/17 SB ATT) of attempted base stealers. COLLEGE: Played two years at Indian River Community College before transferring to Miami...hit game-winning walk-off single in the bottom of the 13th inning of the ACC Championship against Georgia Tech (5/23/17).

YR	CLUB	LG	AVG	G	AB	R	H	2B	3B	HR	RBI	SH	SF	HP	BB	SO	SB	CS	SLG	OBP	E
17	GCL Cardinals	GCL	.167	2	6	2	1	0	0	0	0	0	0	0	1	1	0	0	.167	.286	0
	State College	NYP	.125	10	24	3	3	1	0	0	3	1	0	3	0	5	0	0	.167	.222	1
Minor League Totals			.133	12	30	5	4	1	0	0	3	1	0	3	1	6	0	0	.167	.235	1

**GOMEZ, Pablo D.**

INF

Height - 5'11 Bats - R Born - 9/4/99 at Maimon, Dominican Republic  
 Weight - 200 Throws - R Resides - Maimon, Dominican Republic

HOW OBTAINED - Signed by the Cardinals as a non-drafted free agent on 9/15/2016.

CAREER NOTES - 2017: Ranked 9th among Cardinals minor leaguers in batting (.300).

YR	CLUB	LG	AVG	G	AB	R	H	2B	3B	HR	RBI	SH	SF	HP	BB	SO	SB	CS	SLG	OBP	E
17	DSL Cardinals	DSL	.300	50	190	29	57	8	1	1	16	3	1	1	10	27	8	4	.368	.337	9
Minor League Totals			.300	50	190	29	57	8	1	1	16	3	1	1	10	27	8	4	.368	.337	9

**GONZALEZ, Junior**

RHP

Height - 6'2 Bats - R Born - 11/7/96 at Monte Cristi , DR  
 Weight - 210 Throws - R Resides - Villa Vasquez, DR

HOW OBTAINED - Signed by the Cardinals as a non-drafted free agent on 2/10/2014.

CAREER NOTES - 2017: Ranked among the Gulf Coast League leaders in innings (59.1, 2nd)...led the GCL in hits allowed (75), at-bats (244), total batters faced (274) and tied for the league lead in runs allowed (41). 2014: Ranked 3rd among Cardinals minor league pitchers in Toughest to Homer Off without allowing a home run in 235 total batters faced.

YR	CLUB	LG	W-L	ERA	G	GS	CG	SHO	SV	IP	H	R	ER	HR	HB	BB	SO	WP	BK
14	DSL Cardinals	DSL	2-3	4.09	13	8	0	0	0	50.2	69	31	23	0	5	16	20	6	0
15	DSL Cardinals	DSL	4-4	3.66	14	12	0	0	1	66.1	72	42	27	1	11	21	46	5	0
16	DSL Cardinals	DSL	4-5	5.20	15	13	0	0	0	64.0	74	41	37	4	5	11	44	6	1
17	Johnson City	Appy	0-0	5.40	1	1	0	0	0	5.0	4	3	3	2	0	4	4	0	0
	GCL Cardinals	GCL	2-2	4.70	12	8	0	0	0	59.1	*75	+41	31	3	8	19	29	4	0
Minor League Totals			12-14	4.44	55	42	0	0	1	245.1	294	158	121	10	29	71	143	21	1

**GONZALEZ, Noel**

RHP

Height - 5'11 Bats - R Born - 2/27/94 at Yakima, WA  
 Weight - 230 Throws - R Resides - Yakima, WA

SCHOOL - Lewis & Clark State (ID) College

HOW OBTAINED - Cardinals' 29th round selection (886th overall) in the June, 2016 First-Year Player Draft.

CAREER NOTES - COLLEGE: Ranked 18th in NAIA with eight saves, helping Lewis & Clark State College to their 18th NAIA National Championship.

YR	CLUB	LG	W-L	ERA	G	GS	CG	SHO	SV	IP	H	R	ER	HR	HB	BB	SO	WP	BK
16	Johnson City	Appy	3-1	3.05	18	0	0	0	1	20.2	24	11	7	1	0	11	20	6	0
17	State College	NYP	0-0	2.79	21	0	0	0	3	29.0	29	10	9	1	4	14	32	10	0
Minor League Totals			3-1	2.90	39	0	0	0	4	49.2	53	21	16	2	4	25	52	16	0



## GONZALEZ, Yariel R.

INF

**Height** - 6'1      **Bats** - S      **Born** - 6/1/94 at Mayaguez, PR  
**Weight** - 215      **Throws** - R      **Resides** - Stillwater, OK

**SCHOOL** - University of Science & Arts (OK)

**HOW OBTAINED** - Signed as a non-drafted free agent, 6/16/16.

**CAREER NOTES - 2017:** Led the New York-Penn League with 42 RBI, tied for the league lead with five sacrifice flies, ranked 3rd in batting (.305) and 5th in hits (65)...ranked 5th among Cardinals minor leaguer in batting...ran off the longest road hitting streak in the New York-Penn League at 15 games (.391, 25-64) from 7/20-8/20. **MISC:** Transferred to University of Science & Arts from Oklahoma Baptist University.

YR	CLUB	LG	AVG	G	AB	R	H	2B	3B	HR	RBI	SH	SF	HP	BB	SO	SB	CS	SLG	OBP	E
16	Johnson City	Appy	.308	19	78	10	24	9	0	1	11	0	1	0	6	10	0	0	.462	.353	6
	State College	NYP	.260	22	77	3	20	4	0	0	9	1	2	0	10	15	2	0	.312	.337	1
17	State College	NYP	.305	56	213	27	65	12	0	2	*42	0	+5	2	18	33	2	2	.390	.357	12
Minor League Totals			.296	97	368	40	109	25	0	3	62	1	8	2	34	58	4	2	.389	.352	19

## GORDON, Robert M. (Robbie)

RHP

**Height** - 6'1      **Bats** - R      **Born** - 6/8/93 at St. Louis, MO  
**Weight** - 200      **Throws** - R      **Resides** - St. Louis, MO

**SCHOOL** - Maryville (MO) University

**HOW OBTAINED** - Cardinals' 36th round selection (1,096th overall) in the June, 2016 First-Year Player Draft.

**CAREER NOTES - 2017:** Ranked 3rd among New York-Penn League relievers and Cardinals minor league pitchers in strikeouts/9 IP (12.20)...struck out a batter in 17 of 20 appearances. **2016:** Finished the season with six scoreless appearances (9.2 IP). **COLLEGE:** Threw the first perfect game in Maryville (MO) University history (3/13/16).

YR	CLUB	LG	W-L	ERA	G	GS	CG	SHO	SV	IP	H	R	ER	HR	HB	BB	SO	WP	BK
16	GCL Cardinals	GCL	4-1	2.45	16	0	0	0	2	22.0	16	6	6	1	3	9	27	6	0
17	State College	NYP	1-6	2.86	20	0	0	0	2	34.2	26	15	11	2	4	15	47	4	0
Minor League Totals			5-7	2.70	36	0	0	0	4	56.2	42	21	17	3	7	24	74	10	0





**GRAYSON, Casey D.**

**1B**

**Height** - 6'1      **Bats** - L      **Born** - 8/24/91 at Houston, TX  
**Weight** - 215      **Throws** - L      **Resides** - Cypress, TX

**SCHOOL** - University of Houston

**HOW OBTAINED** - Cardinals' 21st round selection (645th overall) in the June, 2014 First-Year Player Draft.

**CAREER NOTES - 2017:** Ranked T9th among Cardinals minor leaguers with 46 walks...was 2-for-9 with a double in the Florida State League playoffs. **2016:** Named a Florida State League All-Star...awarded FSL Player of the Week (5/16-22), batting .391 with 2 HR and 8 RBI with an RBI in five straight games...posted 24 games with multiple walks...ranked T2nd in all of Minor League Baseball with 94 walks, led Cardinals minor leaguers and the Florida State League, while setting the Palm Beach franchise mark...ranked among Cardinals minor leaguers in hits (116, 8th) and on-base percentage (.391, 8th)...led the FSL in sacrifice flies (10) and was 2nd in on-base percentage (.391)...reached base safely in 21 straight games (5/18-6/12) with a .521 OBP during the stretch, T8th best in the FSL. **2015:** Named a New York-Penn League All-Star for the South Squad and was the starting first baseman going 0-for-3 with a walk...led the NYPL in intentional walks (4) and tied for the league lead in games played (73), hits (77) and walks (46)...ranked among the NYPL leaders in batting (.308, 4th), RBI (38, T4th), on-base percentage (.414, 2nd) and total bases (105, T3rd)...reached base safely in 23 straight games (6/19-7/15), T6th-longest streak in the league and compiling a .479 on-base percentage during the stretch...ran off a 14-game hit streak (6/29-7/15), T5th longest in the league and best among the Spikes...scored a run in six straight games (6/22-28). **2014:** Named to the Appalachian League post-season All-Star team as designated hitter...honored as Appy League Player of the Week (6/30-7/7) batting .480 (12-25) with 10 RBI...led the Appy League with 46 RBI and tied for the league lead with 64 games played with teammate Blake Drake...ranked among the Appy League leaders in doubles (17, T3rd), walks (36, T3rd) and extra base hits (23, T3rd)...ranked among Cardinals minor league leaders in on-base percentage (.379, 8th) and OPS (.813, 7th)...batted .429 (9-21) over six games in the Appy League playoffs, ranking 2nd among postseason participants...recorded an RBI in five consecutive games twice during the season (7/4-8 & 8/9-13)...posted five games with 3 or more RBI. **COLLEGE:** Led Houston in triple crown categories during 2014 season (.321, 6 HR, 48 RBI)...helped Cougars to American Conference Championship and Baton Rouge Region Championship in a 48-win season.

YR	CLUB	LG	AVG	G	AB	R	H	2B	3B	HR	RBI	SH	SF	HP	BB	SO	SB	CS	SLG	OBP	E
14	Johnson City	Appy	.283	+64	226	32	64	17	1	5	*46	0	5	2	36	35	3	0	.434	.379	4
15	State College	NYP	.308	+73	250	40	+77	18	2	2	38	1	1	0	+46	64	1	0	.420	.414	4
16	Palm Beach	FSL	.267	126	435	50	116	19	0	2	44	0	*10	1	*94	91	2	1	.324	.391	5
17	Springfield	Tex	.246	61	195	20	48	6	0	3	12	0	0	0	25	63	0	0	.323	.332	2
	GCL Cardinals	GCL	.412	6	17	8	7	4	1	0	9	0	0	0	6	3	0	0	.765	.565	0
	Palm Beach	FSL	.250	25	92	13	23	1	1	1	13	1	0	2	15	21	2	0	.315	.367	2
Minor League Totals			.276	355	1215	163	335	65	5	13	162	2	16	5	222	277	8	1	.370	.385	17

**GULLORY, Evan B.**

**RHP**

**Height** - 6'2      **Bats** - R      **Born** - 1/6/96 at Jennings, LA  
**Weight** - 215      **Throws** - R      **Resides** - Jennings, LA

**SCHOOL** - University of Louisiana-Lafayette

**HOW OBTAINED** - Cardinals 23rd round selection (694th overall) in the June 2017 First-Year Player Draft.

**CAREER NOTES - 2017:** Named Appalachian League Pitcher of the Week (8/7-13)...ranked 8th among Cardinals minor league pitchers in strikeout/walk ratio (4.67).

**PRONUNCIATION:** GILL-uh-re

YR	CLUB	LG	W-L	ERA	G	GS	CG	SHO	SV	IP	H	R	ER	HR	HB	BB	SO	WP	BK
17	Johnson City	Appy	2-1	2.80	16	6	0	0	0	45.0	41	16	14	2	1	7	35	2	0
	Palm Beach	FSL	0-1	5.14	1	1	0	0	0	7.0	7	4	4	0	0	2	7	0	0
Minor League Totals			2-2	3.12	17	7	0	0	0	52.0	48	20	18	2	1	9	42	2	0

**HAMANN, Kevin B.**

**RHP**

**Height** - 6'4      **Bats** - R      **Born** - 11/24/93 at Bend, OR  
**Weight** - 185      **Throws** - R      **Resides** - Bend, OR

**SCHOOL** - Lewis-Clark State (ID) College

**HOW OBTAINED** - Cardinals 22nd round selection (664th overall) in the June 2017 First-Year Player Draft.

YR	CLUB	LG	W-L	ERA	G	GS	CG	SHO	SV	IP	H	R	ER	HR	HB	BB	SO	WP	BK
17	GCL Cardinals	GCL	1-1	3.26	14	2	0	0	2	19.1	19	10	7	1	2	2	15	1	2
	Palm Beach	FSL	1-0	0.00	1	0	0	0	0	2.0	3	0	0	0	1	0	2	0	0
Minor League Totals			2-1	2.95	15	2	0	0	2	21.1	22	10	7	1	3	2	17	1	2

**HEREDIA, Nathanael**

**Height** - 6'3      **Bats** - L      **Born** - 9/10/2000 at San Pedro De Macoris, Dominican Republic  
**Weight** - 190      **Throws** - L      **Resides** - Hato Mayor del Rey, Dominican Republic  
**HOW OBTAINED** - Signed by the Cardinals as a non-drafted free agent on 1/10/2018.

LHP

YR	CLUB	LG	W-L	ERA	G	GS	CG	SHO	SV	IP	H	R	ER	HR	HB	BB	SO	WP	BK
2018 WILL BE FIRST PROFESSIONAL SEASON																			

**HERGET, Kevin R.**

**Height** - 5'10      **Bats** - R      **Born** - 4/3/91 at Teaneck, NJ  
**Weight** - 200      **Throws** - R      **Resides** - Hillsborough, NJ  
**SCHOOL** - Kean (NJ) University

RHP

**HOW OBTAINED** - Cardinals' 39th round selection (1,175th overall) in the June, 2013 First-Year Player Draft.

**CAREER NOTES - CAREER:** Has a .769 winning percentage (30-9) over 182 career games in his five-year career. **2017:** Was 0-1 with an 0.69 ERA in the Pacific Coast League playoffs...struck out 15 batters over 8.0 scoreless innings in a no decision in Game 2 of the PCL Championship round, the Cardinals went on to win 2-0 in 11 innings...his 18 strikeouts in the playoffs led all participants. **2016:** Ranked among Cardinals minor league pitchers in appearances (49, T2nd), saves (16, 2nd), strikeout to walk ratio (5.74, 4th), Toughest to HR Off (249.0 TBF/HR) and WHIP (0.99, 3rd)...did not allow a run in his first 12 appearances of the season (23.0 IP) at Palm Beach. **2015:** Ranked T9th among Cardinals minor league pitchers in saves (7)...fired 5.0 perfect innings in relief with six strikeouts at Lakeland (4/16)...29-of-42 appearances were four outs or more. **2014:** Ranked 4th among Midwest League relievers with an 11.37 strikeouts/9 IP...struck out seven batters in relief on two different occasions (5/2 at Cedar Rapids 3.0 IP & 7/11 at Burlington 2.1 IP)...fired a season-high 5.0 innings in relief vs. Kane County (8/4) allowing two hits and fanning six. **2013:** Tied for the New York-Penn League lead with seven wins.

YR	CLUB	LG	W-L	ERA	G	GS	CG	SHO	SV	IP	H	R	ER	HR	HB	BB	SO	WP	BK	
13	State College	NYP	+7-0	2.89	14	8	0	0	0	53.0	63	20	17	2	5	8	36	1	0	
14	Peoria	Mid	6-3	2.81	35	1	0	0	2	67.1	59	29	21	6	1	27	85	10	0	
	Palm Beach	FSL	2-0	2.00	7	0	0	0	2	9.0	8	3	2	0	0	2	9	2	0	
15	Springfield	Tex	0-1	10.13	4	0	0	0	0	8.0	14	9	9	2	0	2	3	0	0	
	Palm Beach	FSL	5-1	1.75	38	0	0	0	7	67.0	54	17	13	0	1	16	71	5	1	
16	Palm Beach	FSL	0-0	0.00	12	0	0	0	6	23.0	5	0	0	0	1	1	21	0	0	
	Memphis	PCL	0-0	0.00	1	0	0	0	0	1.1	2	0	0	0	0	1	1	0	0	
	Springfield	Tex	5-0	3.32	36	0	0	0	10	38.0	42	23	14	1	2	11	39	4	0	
17	Springfield	Tex	1-2	1.86	13	0	0	0	5	19.1	17	4	4	1	1	3	21	1	0	
	Memphis	PCL	4-2	4.62	22	9	0	0	0	62.1	68	35	32	7	3	21	60	5	1	
Minor League Totals				30-9	2.89	182	18	0	0	32	348.1	332	140	112	19	14	92	346	28	2

**HERNANDEZ, Francisco A.**

**Height** - 5'11      **Bats** - R      **Born** - 10/8/99 at Montreal, Quebec, Canada  
**Weight** - 205      **Throws** - R      **Resides** - Montreal, Quebec, Canada

**HOW OBTAINED** - Signed by the Cardinals as a non-drafted free agent on 7/3/2017.

**CAREER NOTES - 2017:** Cracked two solo home runs vs. DSL Rockies (7/27).

YR	CLUB	LG	AVG	G	AB	R	H	2B	3B	HR	RBI	SH	SF	HP	BB	SO	SB	CS	SLG	OBP	E
17	DSL Cardinals	DSL	.200	27	90	14	18	1	0	3	10	0	2	4	3	26	1	3	.311	.253	11
Minor League Totals			.200	27	90	14	18	1	0	3	10	0	2	4	3	26	1	3	.311	.253	11

3B

**HERRERA, Ivan A.**

**Height** - 5'11      **Bats** - R      **Born** - 6/1/2000 at Panama City, Panama  
**Weight** - 215      **Throws** - R      **Resides** - Panama City, Panama

**HOW OBTAINED** - Signed by the Cardinals as a non-drafted free agent on 7/7/2016.

**CAREER NOTES - 2017:** Ranked 6th in the Dominican Summer League in batting and 2nd among Cardinals minor leaguers in batting (.335) and on-base percentage (.425) and 3rd in OPS (.866)...Baseball America DSL All-Star at catcher.

YR	CLUB	LG	AVG	G	AB	R	H	2B	3B	HR	RBI	SH	SF	HP	BB	SO	SB	CS	SLG	OBP	E
17	DSL Cardinals	DSL	.335	49	170	21	57	15	0	1	27	1	2	10	18	36	2	2	.441	.425	5
Minor League Totals			.335	49	170	21	57	15	0	1	27	1	2	10	18	36	2	2	.441	.425	5

C

**HUDZINA, Daniel J. (Danny)****3B****Height** - 5'11    **Bats** - R    **Born** - 2/27/94 at Palm City, FL**Weight** - 210    **Throws** - R    **Resides** - Palm City, FL**SCHOOL** - Western Kentucky University**HOW OBTAINED** - Cardinals 10th round selection (316th Overall) in the June, 2016 First-Year Player Draft.**CAREER NOTES - 2016:** Named a New York-Penn League All-Star, was 1-for-2 with an RBI in the game...was 4th Toughest to Strike Out (9.70) in the NY-Penn League...batted .316 (5-16) with a home run in the NY-Penn League playoffs.**COLLEGE:** Ranked 7th in NCAA Division 1 in batting average (.408) his junior (2016) year, beginning the season on a 25-game hitting streak for the Hilltoppers.

YR	CLUB	LG	AVG	G	AB	R	H	2B	3B	HR	RBI	SH	SF	HP	BB	SO	SB	CS	SLG	OBP	E	
16	State College	NYP	.239	56	205	21	49	13	0	4	24	2	1	2	13	23	1	0	.361	.290	5	
17	Palm Beach	FSL	.000	4	3	2	0	0	0	0	0	0	0	0	2	2	0	0	.000	.400	0	
	State College	NYP	.500	1	2	0	1	0	0	0	0	0	0	1	0	0	0	.500	.750	0		
	Peoria	Mid	.252	74	270	28	68	12	0	8	32	1	1	1	22	53	1	1	.385	.310	15	
Minor League Totals				246	135	480	51	118	25	0	12	56	3	2	4	38	78	2	1	.373	.305	20

**HUNT, Christopher (Chris)****RHP****Height** - 6'3    **Bats** - R    **Born** - 1/16/95 at Greenwood, AR**Weight** - 215    **Throws** - R    **Resides** - Unionville, VA**SCHOOL** - Henderson State (AR) University**HOW OBTAINED** - Cardinals 39th round selection (1,174th overall) in the June 2017 First-Year Player Draft.

YR	CLUB	LG	W-L	ERA	G	GS	CG	SHO	SV	IP	H	R	ER	HR	HB	BB	SO	WP	BK
17	GCL Cardinals	GCL	2-2	4.09	13	0	0	0	0	22.0	27	11	10	2	0	3	17	0	0
Minor League Totals			2-2	4.09	13	0	0	0	0	22.0	27	11	10	2	0	3	17	0	0

**HURST, Scott A.****OF****Height** - 5'10    **Bats** - L    **Born** - 3/25/96 at Glendora, CA**Weight** - 180    **Throws** - R    **Resides** - Glendora, CA**SCHOOL** - California State University, Fullerton**HOW OBTAINED** - Cardinals 3rd round selection (94th Overall) in the June, 2017 First-Year Player Draft.**CAREER NOTES - 2017:** Ranked T3rd in the New York-Penn League with six triples and T6th among Cardinals minor leaguers...had seven outfield assists and tied for the league lead in double plays converted among NY-Penn League outfielders. **COLLEGE:** Named First Team All-Big West...led the Titans with 12 home runs his junior (2017) season...played in two games in the College World Series. **MISC:** Was the Cardinals first selection in the 2017 draft.

YR	CLUB	LG	AVG	G	AB	R	H	2B	3B	HR	RBI	SH	SF	HP	BB	SO	SB	CS	SLG	OBP	E
17	State College	NYP	.282	55	213	36	60	11	6	3	21	2	2	3	22	58	6	4	.432	.354	0
Minor League Totals			.282	55	213	36	60	11	6	3	21	2	2	3	22	58	6	4	.432	.354	0

**JACKSON, Vincent K. (Vince)****CF****Height** - 6'4    **Bats** - L    **Born** - 2/4/94 at McDonough, GA**Weight** - 230    **Throws** - L    **Resides** - McDonough, GA**SCHOOL** - University of Tennessee**HOW OBTAINED** - Cardinals 14th round selection (436th Overall) in the June, 2016 First-Year Player Draft.**CAREER NOTES - 2017:** Hit two home runs at Cedar Rapids (5/15) going 2-for-2 with three runs and four RBI. **2016:** Played in 132 games between the University of Tennessee (57) and State College (75), playing in every game for each team...led the New York-Penn League in at-bats (266), tied for the league lead in games played (70) and ranked T2nd in RBI (45)...batted .315 (29-92) with runners in scoring position...batted .235 (4-17) in the NY-Penn League playoffs. **MISC:** Was previously drafted by the New York Yankees in the 23rd round (727th overall) of the June, 2012 First-Year player draft.

YR	CLUB	LG	AVG	G	AB	R	H	2B	3B	HR	RBI	SH	SF	HP	BB	SO	SB	CS	SLG	OBP	E
16	State College	NYP	.233	+70	*266	39	62	13	4	4	45	0	4	9	26	58	16	7	.357	.318	2
17	Peoria	Mid	.266	72	256	33	68	16	3	8	32	0	4	1	28	71	0	2	.445	.336	3
	Palm Beach	FSL	.200	19	65	7	13	2	0	0	5	0	0	0	6	18	1	1	.231	.268	1
Minor League Totals			.244	161	587	79	143	31	7	12	82	0	8	10	60	147	17	10	.382	.320	6



## JACKSON, Zachary T. (Zach)

**Height** - 6'3      **Bats** - L      **Born** - 5/24/98 at Haines City, FL  
**Weight** - 210      **Throws** - R      **Resides** - Haines City, FL

**SCHOOL** - Winter Haven (FL) High School

**HOW OBTAINED** - Cardinals 6th round selection (184th Overall) in the June, 2017 First-Year Player Draft.

**CAREER NOTES - 2017:** Threw out 31.6% (6 CS/19 SB ATT) of attempted base stealers. **2017:** Signed his college letter of intent to the University of Florida.

YR	CLUB	LG	AVG	G	AB	R	H	2B	3B	HR	RBI	SH	SF	HP	BB	SO	SB	CS	SLG	OBP	E
17	GCL Cardinals	GCL	.098	14	41	2	4	0	0	0	5	0	1	0	10	20	0	0	.098	.269	2
Minor League Totals			.098	14	41	2	4	0	0	0	5	0	1	0	10	20	0	0	.098	.269	2

## JENNER, Jesse J.

**Height** - 6'0      **Bats** - R      **Born** - 7/18/93 at San Diego, CA  
**Weight** - 200      **Throws** - R      **Resides** - Jamul, CA

**SCHOOL** - University of San Diego

**HOW OBTAINED** - Cardinals 7th round selection (221st Overall) in the June, 2015 First-Year Player Draft.

**CAREER NOTES - CAREER:** Has thrown out 34.5% (38 CS/110 SB ATT) of attempted base stealers over his career.

**2017:** Threw out 33.3% (8 CS/24 SB ATT) of attempted base stealers. **2016:** Threw out 29.0% (18 CS/62 SB ATT) of attempted base stealers. **2015:** Threw out 50.0% (12 CS/24 SB ATT) of attempted base stealers. Caught stealing percentage would have ranked 2nd in the New York-Penn League, but did not qualify. **COLLEGE:** Also played at Cal State-Fullerton and Grossmont (CA) College before finishing at San Diego.

YR	CLUB	LG	AVG	G	AB	R	H	2B	3B	HR	RBI	SH	SF	HP	BB	SO	SB	CS	SLG	OBP	E
15	State College	NYP	.250	40	124	12	31	3	0	2	10	0	1	9	13	13	1	1	.323	.361	2
16	Palm Beach	FSL	.206	20	68	4	14	3	0	1	5	0	0	0	5	10	0	0	.294	.260	2
	Memphis	PCL	.300	4	1	3	0	0	0	0	0	0	0	0	2	2	0	0	.300	.417	0
17	Springfield	Tex	.296	28	108	14	32	7	0	2	9	1	0	1	4	20	0	1	.417	.327	4
	Springfield	Tex	.254	36	118	14	30	4	0	4	18	1	1	0	8	27	0	0	.390	.299	4
17	Springfield	Tex	.254	36	118	14	30	4	0	4	18	1	1	0	8	27	0	0	.390	.299	4
	Memphis	PCL	.667	1	3	2	2	1	0	0	0	0	0	0	1	0	0	0	1.000	.750	0
Minor League Totals			.260	129	431	47	112	18	0	9	42	2	2	10	33	72	1	2	.364	.326	12

## JIMENEZ, William V.

**Height** - 5'10      **Bats** - R      **Born** - 1/23/96 at Santiago de los Caballeros, DR  
**Weight** - 180      **Throws** - R      **Resides** - Santiago de los Caballeros, DR

**HOW OBTAINED** - Signed as a non-drafted free agent, 12/1/2015.

**CAREER NOTES - 2017:** Drew four walks in seven plate appearances in a nine-inning game at DSL Yankees (6/26)...ranked among Cardinals minor league players in batting (.308, 5th), triples (4, T9th), on-base percentage (.402, 4th) and OPS (.851, 5th)

YR	CLUB	LG	AVG	G	AB	R	H	2B	3B	HR	RBI	SH	SF	HP	BB	SO	SB	CS	SLG	OBP	E
16	DSL Cardinals	DSL	.236	41	110	22	26	2	1	0	16	5	1	2	18	20	8	2	.273	.351	3
17	DSL Cardinals	DSL	.308	45	156	24	48	11	4	1	25	1	2	4	22	36	8	6	.449	.402	2
Minor League Totals			.278	86	266	46	74	13	5	1	41	6	3	6	40	56	16	8	.376	.381	5

C

C

OF



**JONES, Connor W.**

**RHP**

Height - 6'3      Bats - R      Born - 10/10/94 at Hartford, CT  
 Weight - 215      Throws - R      Resides - Chesapeake, VA

SCHOOL - University of Virginia

HOW OBTAINED - Cardinals' 2nd round selection (70th overall) in the June, 2016 First-Year Player Draft.

CAREER NOTES - 2017: Threw 6.0 innings allowing one unearned run in the Florida State League playoffs...ranked 5th in the FSL in walks...ranked T10th among Cardinals minor league pitchers with nine wins and T8th in games started (22). 2016: Threw 2.0 scoreless innings in one relief appearance during the New York-Penn League semi-finals. COLLEGE: First Team All-American by ABCA and NCBWA his junior year (2016) posting an 11-1 record with a 2.34 ERA...helped lead Virginia to the National Championship in 2015 with a 7-3 record and led the Atlantic Coast Conference in innings pitched (115.2)...made two starts in the College World Series and earned a win against Arkansas (6/13). PREP: Was 10-0 with an 0.00 ERA his senior season at Great Bridge (VA) High School. MISC: Previously drafted by the San Diego Padres in the 21st round (628th overall) of the June, 2013 First-Year player draft, but did not sign...winning pitcher in the 2012 Under Armour All-America Game at Wrigley Field...his grandfather, Jim, played baseball at Rider (1960-63).

YR	CLUB	LG	W-L	ERA	G	GS	CG	SHO	SV	IP	H	R	ER	HR	HB	BB	SO	WP	BK
16	GCL Cardinals	GCL	0-0	2.25	4	0	0	0	0	4.0	3	1	1	0	0	1	3	0	0
	State College	NYP	0-0	4.22	7	0	0	0	1	10.2	15	6	5	0	0	2	8	1	0
17	Palm Beach	FSL	8-5	3.97	24	21	0	0	1	113.1	120	60	50	3	6	49	76	9	2
	Springfield	Tex	1-0	2.70	1	1	0	0	0	6.2	6	2	2	1	0	3	2	0	0
Minor League Totals			9-5	3.88	36	22	0	0	2	134.2	144	69	58	4	6	55	89	10	2

**KILICHOWSKI, William J. (John)**

**LHP**

Height - 6'5      Bats - L      Born - 5/17/94 at Tampa, FL  
 Weight - 230      Throws - L      Resides - Tampa, FL

SCHOOL - Vanderbilt University

HOW OBTAINED - Cardinals' 11th round selection (346th overall) in the June, 2016 First-Year Player Draft.

CAREER NOTES - 2017: Hurled first complete game, a 5.0-inning weather-shortened effort vs. Cedar Rapids (4/30).

COLLEGE: Made an appearance in the 2014 College World Series against Virginia (6/23). PREP: Was a high school teammate of fellow Cardinals draft pick Spender Trayner at Tampa Jesuit. MISC: Previously drafted by the Chicago Cubs in the 39th round (1,163rd overall) of the June, 2015 First-Year player draft, but did not sign...surrendered a home to Tim Lincecum in his first at-bat during 2016 Fall Instructionals.

PRONUNCIATION: kill-a-CHOW-skee.

YR	CLUB	LG	W-L	ERA	G	GS	CG	SHO	SV	IP	H	R	ER	HR	HB	BB	SO	WP	BK
16	State College	NYP	1-1	0.92	5	4	0	0	0	19.2	15	4	2	0	1	11	20	2	0
	Peoria	Mid	1-3	3.74	6	5	0	0	0	33.2	32	16	14	4	1	4	31	4	0
17	Peoria	Mid	0-6	7.06	11	10	1	0	0	43.1	60	36	34	8	3	30	41	8	0
Minor League Totals			2-10	4.66	22	19	1	0	0	96.2	107	56	50	12	5	45	92	14	0

**KIRTLEY, Zachary B. (Zach)**

**INF**

Height - 6'1      Bats - R      Born - 10/1/96 at Highland, CA  
 Weight - 210      Throws - R      Resides - Highland, CA

SCHOOL - St. Mary's (CA) College

HOW OBTAINED - Cardinals' 5th round selection (194th overall) in the June, 2017 First-Year Player Draft.

CAREER NOTES - 2017: Turned a triple play with first baseman Matt Davis in the New York-Penn League.

YR	CLUB	LG	AVG	G	AB	R	H	2B	3B	HR	RBI	SH	SF	HP	BB	SO	SB	CS	SLG	OBP	E
17	State College	NYP	.223	51	188	28	42	11	0	2	20	0	1	4	30	40	0	0	.314	.341	10
Minor League Totals			.223	51	188	28	42	11	0	2	20	0	1	4	30	40	0	0	.314	.341	10

**KNIGHT, Cameron W.**

**C**

Height - 5'11      Bats - R      Born - 11/15/94 at Oklahoma City, OK  
 Weight - 215      Throws - R      Resides - Oklahoma City, OK

SCHOOL - University of Arkansas-Little Rock

HOW OBTAINED - Cardinals' 32nd round selection (964th overall) in the June, 2017 First-Year Player Draft.

CAREER NOTES - 2017: Threw out 28.0% (7 CS/25 SB ATT) of attempted base stealers.

YR	CLUB	LG	AVG	G	AB	R	H	2B	3B	HR	RBI	SH	SF	HP	BB	SO	SB	CS	SLG	OBP	E
17	Johnson City	Appy	.184	13	38	4	7	1	0	1	3	0	0	2	5	13	0	0	.289	.311	1
	GCL Cardinals	GCL	.190	15	42	3	8	2	0	0	2	0	0	1	7	16	0	0	.238	.320	1
Minor League Totals			.188	28	80	7	15	3	0	1	5	0	0	3	12	29	0	0	.263	.316	2

**KRUCZYNSKI, Evan J.**

Height - 6'5      Bats - L      Born - 3/31/95 at Franklin, WI  
 Weight - 215      Throws - L      Resides - Franklin, WI

SCHOOL - East Carolina University

HOW OBTAINED - Cardinals 9th round selection (274th overall) in the June 2017 First-Year Player Draft.

PRONUNCIATION: kruh-zen-ski

YR	CLUB	LG	W-L	ERA	G	GS	CG	SHO	SV	IP	H	R	ER	HR	HB	BB	SO	WP	BK
17	Peoria	Mid	4-3	3.41	14	13	0	0	0	68.2	70	27	26	7	6	15	55	4	1
Minor League Totals			4-3	3.41	14	13	0	0	0	68.2	70	27	26	7	6	15	55	4	1

LHP

**LANCASTER, Kenneth T. (Tyler)**

Height - 6'3      Bats - L      Born - 8/1/94 at Bluffton, SC  
 Weight - 210      Throws - R      Resides - Irmo, SC

SCHOOL - Spartanburg Methodist (SC) College

HOW OBTAINED - Cardinals' 16th round selection (496th overall) in the June, 2016 First-Year Player Draft.

CAREER NOTES - 2016: Homered in three straight games (8/2-7).

YR	CLUB	LG	AVG	G	AB	R	H	2B	3B	HR	RBI	SH	SF	HP	BB	SO	SB	CS	SLG	OBP	E
16	GCL Cardinals	GCL	.148	19	54	9	8	1	0	3	6	0	1	1	8	9	0	0	.333	.266	3
17	State College	NYP	.255	29	94	12	24	5	0	2	17	0	1	2	14	17	0	0	.372	.360	3
Minor League Totals			.216	48	148	21	32	6	0	5	23	0	2	3	22	26	0	0	.358	.326	6

1B/C

**LATCHAM, William J. (Will)**

Height - 6'2      Bats - R      Born - 1/26/96 at Briarcliffe, PA  
 Weight - 205      Throws - R      Resides - Briarcliffe, PA

SCHOOL - Coastal Carolina University

HOW OBTAINED - Cardinals 17th round selection (514th overall) in the June, 2017 First-Year Player Draft.

CAREER NOTES - 2017: Ranked 4th among New York-Penn League relief pitchers and 5th among Cardinals minor league pitchers with 12.03 strikeouts/9 IP.

PRONUNCIATION: latch-um

YR	CLUB	LG	W-L	ERA	G	GS	CG	SHO	SV	IP	H	R	ER	HR	HB	BB	SO	WP	BK
17	State College	NYP	3-1	2.05	18	0	0	0	4	30.2	26	11	7	3	1	11	41	4	0
Minor League Totals			3-1	2.05	18	0	0	0	4	30.2	26	11	7	3	1	11	41	4	0

RHP

**LEITAO, Brennan C.**

Height - 6'2      Bats - S      Born - 6/21/93 at Newport Beach, CA  
 Weight - 240      Throws - R      Resides - Irvine, CA

SCHOOL - Cal State University-Sacramento

HOW OBTAINED - Cardinals 26th round selection (791st overall) in the June, 2015 First-Year Player Draft.

CAREER NOTES - 2016: Named a Midwest League All-Star and threw 1.0 inning for the West Division team in the game...

ranked among Cardinals minor league pitchers in innings pitched (133.2, 7th) and games started (21, T10th)...named Midwest League Pitcher of the Week (5/2-8)...T4th in the Midwest League with one complete game...struck out a career-high 10 batters over 8.0 scoreless innings vs. Dayton (5/6). COLLEGE: Left Cal State-Sacramento as the all-time wins leader (31).

PRONUNCIATION: Luh-TAY-oh

YR	CLUB	LG	W-L	ERA	G	GS	CG	SHO	SV	IP	H	R	ER	HR	HB	BB	SO	WP	BK
15	State College	NYP	1-0	3.60	8	0	0	0	0	10.0	17	6	4	0	0	7	8	0	0
	Johnson City	Appy	0-3	4.23	6	6	0	0	0	27.2	31	18	13	1	1	4	22	3	0
16	Peoria	Mid	6-7	4.08	18	17	1	0	0	110.1	120	57	50	12	3	21	90	7	0
	Palm Beach	FSL	0-1	3.86	4	4	0	0	0	23.1	25	11	10	1	0	8	12	4	0
17	Palm Beach	FSL	3-2	2.85	25	1	0	0	1	41.0	48	15	13	5	3	9	29	0	1
Minor League Totals			10-13	3.81	61	28	1	0	1	212.1	241	107	90	19	7	49	161	14	1

RHP

**LITTRELL, Corey D.****LHP**

**Height** - 6'3      **Bats** - L      **Born** - 3/21/92 at Louisville, KY  
**Weight** - 215      **Throws** - L      **Resides** - Louisville, KY

**SCHOOL** - University of Kentucky**HOW OBTAINED** - Acquired with RHP John Lackey and cash considerations from the Boston Red Sox for OF Allen Craig and RHP Joe Kelly, July 31, 2014.

**CAREER NOTES - 2017:** Was suspended for 50 games for a second positive drug test, prior to the start of Spring Training in which he was a non-roster invite...pitched his first season without making a start...held LH batters to a .156 BA (10-64) with zero extra base hits. **2016:** Led all Cardinals minor leaguers with 53 appearances. **2015:** Named MiLB.com Florida State League Player of the Month (July)...ranked 3rd in the Florida State League in both ERA (2.69) and WHIP (1.12)...ranked among Cardinals minor league leaders in wins (9, T7th), innings pitched (130.1, 7th), strikeouts (93, 10th), ERA (2.69, 10th) and opponent BA (.253, 10th). **2014:** Allowed his first professional home run after 41.2 innings in his third start of the season...led Salem with 91 strikeouts despite being traded with a month left in the season...ranked 8th in the Carolina League with 11 double plays induced. **2013:** Did not allow a home run to 138 total batters faced. **COLLEGE:** Was 21-13 with a 4.20 ERA in a three-year career at the University of Kentucky...was the winning pitcher in the Gary Regional to send Kentucky to the Regional Championship game against Kent State. **MISC:** His grandfather Jack Littrell, Sr., was an infielder for the Philadelphia and Kansas City Athletics and Chicago Cubs playing in 111 games from 1952-57...his father Jack Littrell, Jr., pitched four seasons in the minor leagues for the Dodgers and Expos (1977-80).

YR	CLUB	LG	W-L	ERA	G	GS	CG	SHO	SV	IP	H	R	ER	HR	HB	BB	SO	WP	BK
13	Lowell	NYP	0-3	1.74	12	10	0	0	0	31.0	28	9	6	0	1	10	30	0	1
14	Salem	Car	5-5	3.60	19	18	0	0	0	100.0	101	43	40	8	7	38	91	10	0
	Palm Beach	FSL	0-2	4.55	5	5	0	0	0	31.2	45	25	16	4	0	10	19	1	0
15	Palm Beach	FSL	9-9	27	17	1	0	0	0	130.1	125	48	39	5	2	21	93	3	1
16	Springfield	Tex	1-0	1.72	13	0	0	0	1	15.2	8	3	3	2	0	1	14	0	0
	Memphis	PCL	1-4	4.56	40	1	0	0	1	51.1	51	30	26	5	4	29	49	3	0
17	Springfield	Tex	1-2	4.15	28	0	0	0	0	34.2	28	18	16	2	3	20	26	6	0
Minor League Totals			17-25	3.33	144	51	1	0	2	394.2	386	176	146	26	17	129	322	23	2

**LONGA, Cristhian R.****C**

**Height** - 5'11      **Bats** - R      **Born** - 4/28/2000 at Caracas, Venezuela  
**Weight** - 210      **Throws** - R      **Resides** - Caracas, Venezuela

**HOW OBTAINED** - Signed by the Cardinals as a non-drafted free agent on 2/3/2017.**CAREER NOTES - 2017:** Threw out 58.3 (7 CS/12 SB ATT) of attempted base stealers.

YR	CLUB	LG	AVG	G	AB	R	H	2B	3B	HR	RBI	SH	SF	HP	BB	SO	SB	CS	SLG	OBP	E
16	DSL Cardinals	DSL	.284	34	109	20	31	7	1	1	14	3	0	3	12	16	0	0	.394	.371	3
Minor League Totals			.284	34	109	20	31	7	1	1	14	3	0	3	12	16	0	0	.394	.371	3

**LOPES, Caleb H.****INF**

**Height** - 5'7      **Bats** - R      **Born** - 7/21/95 at Mobile, AL  
**Weight** - 215      **Throws** - R      **Resides** - Mobile, AL

**SCHOOL** - University of West Georgia**HOW OBTAINED** - Cardinals' 33rd round selection (1,006th overall) in the June, 2016 First-Year Player Draft.

**CAREER NOTES - 2016:** Reached base safely in 25 straight games (7/25-end of season), posting a .509 OBP during the stretch, 4th-longest in the Appalachian League...posted the longest consecutive road on-base streak in the Appy League at 19 games from 6/24 through the end of the season (.461 OBP).

YR	CLUB	LG	AVG	G	AB	R	H	2B	3B	HR	RBI	SH	SF	HP	BB	SO	SB	CS	SLG	OBP	E
16	Johnson City	Appy	.336	40	131	19	44	11	0	0	22	3	1	10	30	24	2	0	.420	.488	7
17	State College	NYP	.264	34	110	18	29	5	0	0	8	1	2	4	18	10	3	1	.309	.381	2
Minor League Totals			.303	74	241	37	73	16	0	0	30	4	3	14	48	34	5	1	.369	.441	9



**LOPEZ, Irving**

INF

Height - 5'8 Bats - S Born - 6/30/95 at Hermosillo Son, Mexico  
 Weight - 175 Throws - R Resides - Mesa, AZ

SCHOOL - Florida International University

HOW OBTAINED - Cardinals' 19th round selection (574th overall) in the June, 2017 First-Year Player Draft.

CAREER NOTES - Transferred from Arizona Western College to Florida International after his sophomore season.

YR	CLUB	LG	AVG	G	AB	R	H	2B	3B	HR	RBI	SH	SF	HP	BB	SO	SB	CS	SLG	OBP	E
17	DSL Cardinals	DSL	.287	50	178	37	51	7	2	5	27	3	3	9	19	25	5	3	.433	.378	6
	State College	NYP	.250	1	4	0	1	1	0	0	1	0	0	10	1	1	1	0	.500	.400	0
Minor League Totals			.286	51	182	37	52	8	2	5	28	3	3	9	20	26	6	3	.434	.379	6

**LOPEZ, Joshua D.**

C

Height - 5'10 Bats - R Born - 3/4/96 at Valencia, VZ  
 Weight - 235 Throws - R Resides - Naguanagua, VZ

HOW OBTAINED - Signed by the Cardinals as a non-drafted free agent on 7/2/2012.

CAREER NOTES - CAREER: Has thrown out 41.4% of attempted base stealers (96 CS-232 SB ATT). **2017:** Ranked 8th in the New York-Penn League in batting (.285)...threw out 42.5% (17 CS/40 SB ATT) of attempted base stealers. **2016:** Threw out 31.0% (9 CS/29 SB ATT) of attempted base stealers. **2015:** Ranked 8th among Gulf Coast League catchers in caught stealing percentage (37.8%, 14 CS/37 SB ATT)...was 1-for-3 with a walk and a run in the GCL playoffs. **2014:** Led Gulf Coast League catchers with a 47.1% runners caught stealing (16 CS-34 SB ATT). **2013:** Ranked 9th among Dominican Summer League catchers in runners caught stealing percentage (44.4%, 40 CS-90 SB ATT).

YR	CLUB	LG	AVG	G	AB	R	H	2B	3B	HR	RBI	SH	SF	HP	BB	SO	SB	CS	SLG	OBP	E
13	DSL Cardinals	DSL	.173	55	168	20	29	10	0	2	21	0	2	3	29	54	7	1	.268	.302	15
14	GCL Cardinals	GCL	.194	36	108	9	21	6	1	1	12	0	0	0	16	25	0	2	.296	.298	2
	Palm Beach	FSL	.000	1	3	0	0	0	0	0	0	0	0	0	0	1	0	0	.000	.000	0
15	GCL Cardinals	GCL	.235	37	136	14	32	10	0	1	24	0	2	2	9	21	2	0	.331	.289	1
16	Palm Beach	FSL	.200	1	5	0	1	0	0	0	3	0	0	0	1	1	0	0	.200	.333	0
	Johnson City	Appy	.305	42	154	22	47	6	2	5	33	0	2	2	20	41	1	0	.468	.388	2
17	State College	NYP	.285	52	186	21	53	11	0	5	27	1	2	4	15	44	0	0	.425	.348	4
Minor League Totals			.241	224	760	86	183	43	3	14	120	1	8	11	90	187	10	3	.361	.327	24

**LUNA, Andres E.**

OF

Height - 5'11 Bats - R Born - 7/17/97 at Maracaibo, VZ  
 Weight - 200 Throws - R Resides - La Concepcion, VZ

HOW OBTAINED - Signed by the Cardinals as a non-drafted free agent on 11/11/2013.

CAREER NOTES - **2015:** Hit two home runs at DSL Rangers (7/17) on his 18th birthday, going 4-for-5 with four runs scored and five RBI.

YR	CLUB	LG	AVG	G	AB	R	H	2B	3B	HR	RBI	SH	SF	HP	BB	SO	SB	CS	SLG	OBP	E
14	DSL Cardinals	DSL	.250	19	36	8	9	2	0	1	6	2	0	3	6	10	3	2	.389	.400	1
15	DSL Cardinals	DSL	.268	35	123	19	33	6	3	2	16	3	2	8	8	16	4	6	.415	.348	4
16	DSL Cardinals	DSL	.353	5	17	4	6	2	0	0	1	0	0	1	3	2	0	2	.471	.476	0
17	GCL Cardinals	GCL	.288	18	59	7	17	2	1	1	6	0	0	1	6	13	3	0	.407	.364	1
Minor League Totals			.277	77	235	38	65	12	4	4	29	5	2	13	23	41	10	10	.413	.370	6

**MAVORHIS, Levi C.**

RHP

Height - 6'2 Bats - R Born - 7/31/94 at Seattle, WA  
 Weight - 205 Throws - R Resides - Freeland, WA

SCHOOL - Kansas State University

HOW OBTAINED - Signed by the Cardinals as a non-drafted free agent, 6/15/2016.

CAREER NOTES - **2017:** Led New York-Penn League relief pitchers in fewest baserunners/9 IP (8.55) and ranked 4th in lowest walks/9 IP (1.60). **2016:** Ranked 5th among Appalachian League relief pitchers with a 10.16 baserunners/9 IP... ranked 8th among Cardinals minor league pitchers with a 1.06 WHIP...earned a win in relief during the Appy League playoffs.

PREP: Led Archbishop Murphy High School to their first Washington State Championship in 2012 going 11-0 with a 1.65 ERA earning Washington Class 2A Player of the Year.

YR	CLUB	LG	W-L	ERA	G	GS	CG	SHO	SV	IP	H	R	ER	HR	HB	BB	SO	WP	BK
16	Johnson City	Appy	2-0	3.09	18	1	0	0	2	35.0	28	14	12	3	2	9	22	2	0
17	State College	NYP	1-1	2.06	17	3	0	0	2	43.2	36	11	10	4	1	11	39	5	0
Minor League Totals			3-1	2.52	35	4	0	0	4	78.2	64	25	22	7	3	20	61	7	0

MINOR LEAGUE PLAYERS



**MACHADO, Jonatan**

OF

Height - 5'8      Bats - L      Born - 1/21/99 at Havana, Cuba  
 Weight - 160      Throws - L      Resides - Port Au Prince, Haiti

**HOW OBTAINED** - Signed by the Cardinals as a non-drafted free agent, 7/15/2016.

**CAREER NOTES - 2017:** Rated as the "Best Hitter for Average" in the Cardinals organization by Baseball America...hit safely in 25-of-35 games with 11 multi-hit games...had a 12-game hitting streak (8/3-23), ranking 4th in the Gulf Coast League.

YR	CLUB	LG	AVG	G	AB	R	H	2B	3B	HR	RBI	SH	SF	HP	BB	SO	SB	CS	SLG	OBP	E
16	DSL Cardinals	DSL	.209	17	67	10	14	4	1	0	7	0	0	0	7	10	2	1	.299	.284	0
17	GCL Cardinals	GCL	.323	35	124	27	40	8	0	2	20	0	2	5	8	13	8	2	.435	.381	0
Minor League Totals			.283	52	191	37	54	12	1	2	27	0	2	5	15	23	10	3	.387	.347	0

**MADERA, Wilman**

RHP

Height - 6'3      Bats - R      Born - 3/10/99 at Cartagena, Colombia  
 Weight - 210      Throws - R      Resides - Cartagena, Colombia

**HOW OBTAINED** - Signed by the Cardinals as a non-drafted free agent, 2/27/2016.

**CAREER NOTES - 2016:** Did not allow a home run to 102 total batters faced.

YR	CLUB	LG	W-L	ERA	G	GS	CG	SHO	SV	IP	H	R	ER	HR	HB	BB	SO	WP	BK
16	DSL Cardinals	DSL	1-2	5.40	17	0	0	0	1	21.2	24	15	13	0	2	16	20	3	1
17	DSL Cardinals	DSL	0-0	7.77	16	0	0	0	1	24.1	42	22	21	1	0	6	17	2	0
Minor League Totals			1-2	6.65	33	0	0	0	2	46.0	66	37	34	1	2	22	37	5	1

**MALCOM, Cory S.**

RHP

Height - 6'0      Bats - R      Born - 1/31/95 at Elkhart, IN  
 Weight - 210      Throws - R      Resides - Elkhart, IN

**SCHOOL:** University of Arkansas-Little Rock

**HOW OBTAINED** - Cardinals' 34th round selection (1,024th overall) in the June, 2017 First-Year Player Draft.

YR	CLUB	LG	W-L	ERA	G	GS	CG	SHO	SV	IP	H	R	ER	HR	HB	BB	SO	WP	BK
17	GCL Cardinals	GCL	0-0	3.18	12	0	0	0	2	11.1	13	4	4	0	0	2	14	1	0
Minor League Totals			0-0	3.18	12	0	0	0	2	11.1	13	4	4	0	0	2	14	1	0

**MARTINEZ, Dailyn G.**

RHP

Height - 6'1      Bats - R      Born - 4/19/93 at Santiago, DR  
 Weight - 175      Throws - R      Resides - Santiago, DR

**HOW OBTAINED** - Signed by the Cardinals as an non-drafted free agent on 9/13/2011.

**CAREER NOTES - 2017:** Ranked T10th among Cardinals minor league pitchers with 39 appearances. **2015:** Ranked 3rd in the New York-Penn League in innings pitched (79.0) and 2nd in games started (14)...led the league in hits allowed, sacrifice hits allowed and balks...made nine starts of 6.0 innings or more, all quality starts. **2014:** Tied for the Appalachian League lead with six wins...also tied for the league lead in balks (3)...made two starts in the Appy League playoffs and was 1-0 with a 1.50 ERA over a playoff-high 12.0 innings pitched, including the winning pitcher in Championship clinching game (9/5) vs. Danville. **2013:** Ranked 8th in the Appalachian League in ERA (2.70), 4th in innings pitched (63.1), T3rd in games started (12). Among Cardinals minor league pitchers, ranked 4th in ERA (2.70).

YR	CLUB	LG	W-L	ERA	G	GS	CG	SHO	SV	IP	H	R	ER	HR	HB	BB	SO	WP	BK
12	DSL Cardinals	DSL	1-5	3.18	11	11	0	0	0	56.2	48	31	20	2	0	18	41	8	1
13	Johnson City	Appy	4-3	2.70	12	12	0	0	0	63.1	61	31	19	3	3	23	31	6	1
14	State College	NYP	1-0	1.80	1	1	0	0	0	5.0	3	2	1	0	0	2	1	0	0
	Johnson City	Appy	+6-3	4.55	11	11	0	0	0	57.1	67	37	29	3	3	20	41	11	+3
15	State College	NYP	4-6	3.30	14	14	0	0	0	79.0	*84	38	29	2	2	26	55	4	*6
16	State College	NYP	2-1	0.96	3	3	0	0	0	18.2	17	6	2	0	0	3	17	4	0
	Peoria	Mid	5-5	5.78	12	12	0	0	0	67.0	86	48	43	5	5	16	68	6	2
17	Peoria	Mid	1-0	8.10	3	0	0	0	0	6.2	11	6	6	1	0	1	6	0	0
	Palm Beach	FSL	3-1	2.93	29	0	0	0	4	46.0	39	18	15	0	1	17	34	4	0
	Springfield	Tex	0-1	5.93	7	1	0	0	0	13.2	23	9	9	1	0	6	3	1	0
Minor League Totals			27-25	3.77	103	65	0	0	4	413.1	439	226	173	17	14	132	297	44	13

**MARTINEZ, Jose A.**

SS

**Height** - 5'10      **Bats** - S      **Born** - 8/15/96 at Machiques de Perija, VZ  
**Weight** - 185      **Throws** - R      **Resides** - Machiques de Perija, VZ

**HOW OBTAINED** - Acquired in a trade with the Kansas City Royals for C Tony Cruz, 12/1/2015.

**CAREER NOTES** - **2017**: Was 2-for-9 with a double and an RBI in the Florida State League playoffs. **2014**: Ranked 5th in the Appalachian League in Toughest to Strike Out (8.38 TPA/SO).

YR	CLUB	LG	AVG	G	AB	R	H	2B	3B	HR	RBI	SH	SF	HP	BB	SO	SB	CS	SLG	OBP	E
13	DSL Royals	DSL	.263	66	224	26	59	11	5	0	27	4	3	5	19	22	5	4	.357	.331	16
14	Burlington	Appy	.229	56	201	18	46	8	1	1	23	3	2	0	12	26	9	3	.294	.270	14
15	Burlington	Appy	.243	57	218	27	53	4	1	1	24	6	3	1	20	30	4	6	.284	.306	10
	Idaho Falls	Pio	.273	6	22	2	6	0	0	1	5	2	0	1	1	3	0	0	.409	.333	2
16	Palm Beach	FSL	.280	6	25	3	7	0	0	0	1	0	0	0	2	4	0	0	.280	.333	0
	State College	NYP	.276	26	98	15	27	2	0	1	9	0	1	0	13	12	0	4	.327	.357	6
	Peoria	Mid	.273	39	161	25	44	8	0	1	18	2	2	2	13	35	0	0	.342	.331	4
17	Peoria	Mid	.239	42	142	12	34	5	0	0	9	1	2	0	11	27	1	3	.275	.290	6
	Palm Beach	FSL	.223	48	175	25	39	8	0	2	17	1	3	0	18	35	3	2	.303	.291	8
Minor League Totals			.249	346	1266	153	315	46	7	7	133	19	16	9	109	194	22	22	.313	.309	66

**McCARVEL, Ryan A.**

C/1B

**Height** - 6'3      **Bats** - R      **Born** - 12/23/94 at Riverside, CA  
**Weight** - 190      **Throws** - R      **Resides** - Moreno Valley, CA

**SCHOOL** - Howard (TX) College

**HOW OBTAINED** - Cardinals 19th round selection (581st overall) in the June, 2015 First-Year Player Draft.

**CAREER NOTES** - **CAREER**: Has thrown out 30.4% (24 CS/79 SB ATT) of attempted base stealers. **2017**: Ranked T5th among Cardinals minor league leaders with 16 home runs...threw out 31.3% (15 CS/48 SB ATT) of attempted base stealers...recorded an RBI in six straight games (7/15-24). **2016**: Ranked 2nd in the New York-Penn League in home runs (10), T2nd in RBI (45) and 3rd in HR/AB (23.70). **2015**: Threw out 31.3% (5 CS/16 SB ATT) of attempted base stealers. **MISC**: Nephew of former NBA player Chris Mills who played for the Cavaliers, Knicks and Warriors.

YR	CLUB	LG	AVG	G	AB	R	H	2B	3B	HR	RBI	SH	SF	HP	BB	SO	SB	CS	SLG	OBP	E
15	GCL Cardinals	GCL	.250	5	12	4	3	0	0	0	2	0	0	2	1	2	0	0	.250	.400	1
	Johnson City	Appy	.285	40	137	21	39	10	2	4	18	0	2	5	5	30	1	1	.474	.329	4
16	Peoria	Mid	.056	5	18	1	1	1	0	0	1	0	0	0	1	5	0	0	.111	.105	0
	State College	NYP	.224	65	237	31	53	8	1	10	45	0	3	6	26	62	1	1	.392	.313	6
17	Peoria	Mid	.230	94	343	50	79	21	3	16	53	0	4	2	41	113	1	4	.449	.313	5
Minor League Totals			.234	209	747	107	175	40	6	30	119	0	9	15	74	212	3	6	.424	.312	16



**McKINNEY, Ian M.**

**LHP**

**Height** - 5'11      **Bats** - L      **Born** - 11/18/94 at Orlando, FL  
**Weight** - 205      **Throws** - L      **Resides** - Orlando, FL

**SCHOOL** - Boone High School

**HOW OBTAINED** - Cardinals' 5th round selection (155th overall) in the June, 2013 First-Year Player Draft.

**CAREER NOTES** - **2017:** Ranked T8th among Cardinals minor league pitchers with 40 appearances...threw two-thirds of a scoreless inning with a strikeout in the Florida State League playoffs. **2016:** Ranked among Cardinals minor league pitchers in wins (8, T8th), innings pitched (132.1, 8th), strikeouts (108, 10th), games started (24, 7th)...ranked 5th in the Florida State League in strikeouts/9 IP (7.48). **2015:** Ranked 6th among Cardinals minor league pitchers in ERA (2.59) and 8th in opponent batting average (.249, 8th)...made one start in the Midwest League playoffs and received a no decision in 3.1 innings pitched. **2014:** Ranked among Cardinals minor league pitchers in Toughest to Homer Off (185 TBF/0 HR) and WHIP (0.99)...earned Appalachian League Pitcher of the Week two of the first three weeks of the season (6/16-22 & 6/30-7/6). Struck out a career-high 10 batters over 8.0 scoreless innings of two-hit ball vs. Princeton (7/4)...hurled three scoreless starts of 7.0 innings or more in his eight starts during the season...missed the final month of the season due to a left forearm strain injury. **2013:** Hurled 25.0 consecutive innings without allowing an earned run (7/12-8/19) surrendering 15 hits and four unearned runs during the streak. Allowed just one hit to a left-handed batter (1-23, .043).

YR	CLUB	LG	W-L	ERA	G	GS	CG	SHO	SV	IP	H	R	ER	HR	HB	BB	SO	WP	BK
13	GCL Cardinals	GCL	1-0	0.89	10	5	0	0	0	30.1	27	7	3	0	3	12	24	2	0
14	Johnson City	Appy	2-0	1.26	6	6	0	0	0	35.2	27	5	5	0	2	7	31	1	0
	State College	NYP	1-1	6.17	2	2	0	0	0	11.2	11	8	8	0	2	2	9	0	1
15	Palm Beach	FSL	1-0	0.00	1	0	0	0	0	3.0	1	0	0	0	0	5	0	0	0
	State College	NYP	4-2	2.76	8	8	0	0	0	45.2	47	22	14	1	3	12	40	5	1
	Peoria	Mid	3-1	2.58	6	6	0	0	0	38.1	36	14	11	0	4	8	29	4	0
16	Palm Beach	FSL	7-10	4.17	23	22	0	0	0	123.0	139	66	57	10	3	50	101	7	0
	Springfield	Tex	1-0	2.89	2	2	0	0	0	9.1	9	3	3	1	0	7	7	0	0
17	Springfield	Tex	1-0	5.16	14	2	0	0	0	22.2	28	13	13	3	0	11	10	3	0
	Palm Beach	FSL	3-3	2.02	26	1	0	0	4	49.0	35	12	11	1	4	24	4	5	0
Minor League Totals			24-17	3.05	98	54	0	0	4	368.2	356	150	125	16	21	133	304	27	2

**MEDINA, Yeison**

**RHP**

**Height** - 6'2      **Bats** - R      **Born** - 10/2/92 at Jimani, DR  
**Weight** - 225      **Throws** - R      **Resides** - Jimani, DR

**HOW OBTAINED** - Signed by the Cardinals as a non-drafted free agent on 11/30/2012.

**CAREER NOTES** - **CAREER:** Has 10.79 strikeouts/9 IP over 146 career innings...was suspended for 50 games in 2016 for violation of the Minor League Baseball drug policy (9/16). **2017:** Led all Cardinals minor league pitchers with 15.02 strikeouts/9 IP, ranked 4th in saves (11) and 9th Toughest to HR Off (163 TBF/HR)...struck out a batter in 29 of 32 appearances...had three saves of four outs or more. **2016:** Was 1-1 with a 3.18 ERA in two relief appearances in the Appalachian League playoffs. **2014:** Tied for team lead with three saves and second on team with 19 appearances. **2013:** Ranked 4th among Dominican Summer League relief pitchers with 10.99 strikeouts/9 IP. Led the DSL Cardinals with six saves and 17 appearances.

**PRONUNCIATION:** YEA-sohn

YR	CLUB	LG	W-L	ERA	G	GS	CG	SHO	SV	IP	H	R	ER	HR	HB	BB	SO	WP	BK
13	DSL Cardinals	DSL	1-1	1.26	17	0	0	0	6	28.2	21	8	4	0	1	12	35	4	1
14	GCL Cardinals	GCL	4-1	1.64	19	0	0	0	3	33.0	29	7	6	0	2	8	31	1	0
15	GCL Cardinals	GCL	1-0	0.00	4	0	0	0	0	5.1	2	0	0	0	0	1	6	0	0
16	State College	NYP	1-0	0.00	1	0	0	0	0	2.0	1	0	0	0	0	1	1	0	0
	Johnson City	Appy	4-2	3.58	18	0	0	0	3	32.2	39	23	13	1	3	10	28	4	2
17	Peoria	Mid	5-0	2.03	32	0	0	0	11	44.1	37	11	10	1	5	21	74	6	1
Minor League Totals			16-4	2.03	91	0	0	0	23	146.0	129	49	33	2	11	53	175	15	4



**MENDOZA, Evan M.**

3B

Height - 6'2      Bats - R      Born - 6/28/96 at Sarasota, FL  
 Weight - 210      Throws - R      Resides - Sarasota, FL

SCHOOL - North Carolina State University

HOW OBTAINED - Cardinals' 11th round selection (334th overall) in the June, 2017 First-Year Player Draft.

CAREER NOTES - 2017: Named New York-Penn League Mid-Season All-Star and Baseball America Short-Season All-Star...named NY-Penn League Player of the Week twice (7/24-30 & 7/31-8/6)...led all Cardinals minor leaguers in batting (.339) and OPS (.896), while ranking among the leaders in on-base percentage (.388, 7th), slugging (.508, 2nd) and triples (4, T8th)...batted .407 (22-54) with runners in scoring position...hit safely in 13 straight road games (7/18-end of season), T2nd longest streak in the NY-Penn League (.491, 26-53)...batted .333 (4-12) with three runs, a double and an RBI in the Midwest League playoffs.

YR	CLUB	LG	AVG	G	AB	R	H	2B	3B	HR	RBI	SH	SF	HP	BB	SO	SB	CS	SLG	OBP	E
17	State College	NYP	.370	41	162	34	60	14	3	3	28	1	1	2	16	33	1	2	.549	.431	4
	Peoria	Mid	.270	18	74	9	20	6	1	1	8	0	1	0	2	15	2	0	.419	.286	5
Minor League Totals			.339	59	236	43	80	20	4	4	36	1	2	2	18	48	3	2	.508	.388	9

**MOLINA, Nestor A.**

RHP

Height - 6'1      Bats - R      Born - 1/9/89 at Valencia, Venezuela  
 Weight - 220      Throws - R      Resides - Valencia, Venezuela

HOW OBTAINED - Signed by the Cardinals as an free agent on 1/17/2018.

CAREER NOTES - 2017: Led the Mexican League in ERA (1.89), complete games (3), innings pitched (152.2), WHIP (1.08), games started (23), opponent BA (.229) and fewest baserunners/9 IP (10.26)...ranked 2nd among the Mexican League leaders in strikeouts 124... named to the Mexican League Mid-Season All-Star team. 2012: Ranked 2nd in the Southern League in fewest walks/9 IP (1.86). 2011: Named a Florida State League Mid-Season and Post-Season All-Star.

YR	CLUB	LG	W-L	ERA	G	GS	CG	SHO	SV	IP	H	R	ER	HR	HB	BB	SO	WP	BK
07	DSL Blue Jays	DSL	0-0	0.00	1	0	0	0	0	1.0	0	0	0	0	0	1	0	0	0
08	DSL Blue Jays	DSL	4-1	0.96	20	0	0	0	4	37.1	30	6	4	1	0	5	27	2	0
09	GCL Blue Jays	GCL	3-0	1.69	15	2	0	0	1	37.1	31	8	7	0	1	4	32	1	1
	Auburn	NYP	0-1	1.59	2	0	0	0	0	5.2	9	3	1	1	0	1	6	1	0
10	Lansing	Mid	8-2	3.17	37	2	0	0	4	76.2	64	31	27	4	0	20	61	2	0
	Dunedin	FSL	0-0	2.08	2	0	0	0	0	4.1	7	4	1	0	0	0	3	0	0
11	Dunedin	FSL	10-3	2.58	21	18	0	0	0	108.1	102	37	31	8	1	14	115	3	0
	New Hampshire	Eas	2-0	0.41	5	5	0	0	0	22.0	12	2	1	0	0	2	33	2	1
12	Charlotte	IL	0-1	13.50	1	1	0	0	0	4.0	9	6	6	2	0	1	4	0	0
	Birmingham	Sou	6-10	4.26	22	21	0	0	0	122.2	156	60	58	7	2	26	84	2	2
13	Bristol	Appy	0-0	0.00	2	1	0	0	0	3.0	0	0	0	0	0	0	2	0	0
	Birmingham	Sou	1-1	4.71	17	4	0	0	1	36.1	44	25	19	2	2	11	29	3	2
14	Birmingham	Sou	7-4	4.55	44	0	0	0	7	61.1	58	40	31	7	4	22	46	4	1
15	Joplin (Ind.)	AA	7-5	3.12	17	17	1	0	0	104.0	108	40	36	5	8	18	71	0	1
16	Oaxaca	Mex	5-2	5.25	14	12	0	0	0	61.2	68	39	36	10	3	28	47	2	0
	Tabasco	Mex	2-2	4.31	5	5	0	0	0	31.1	37	16	15	2	2	9	24	1	0
	Richmond	Eas	2-0	2.95	4	3	0	0	0	18.1	16	8	6	2	1	3	13	0	0
17	Veracruz	Mex	12-3	*1.89	23	+23	*3	0	0	*152.2	128	40	32	6	9	37	124	8	1
Minor League Totals			43-23	3.21	193	57	0	0	17	538.1	538	230	192	34	11	110	455	20	7
Mexican League Totals			19-7	3.04	42	40	3	0	0	245.2	233	95	83	18	14	74	195	11	1

YR	CLUB	LG	AVG	G	AB	R	H	2B	3B	HR	RBI	SH	SF	HP	BB	SO	SB	CS	SLG	OBP	E
06	VSL Twins	VSL	.252	38	107	19	27	1	1	0	9	5	0	2	20	24	3	2	.280	.380	6
07	DSL Blue Jays	DSL	.208	51	144	23	30	4	3	0	13	5	1	7	26	32	1	3	.278	.354	3
08	DSL Blue Jays	DSL	.000	4	5	0	0	0	0	0	1	0	0	0	5	1	0	0	.000	.500	1
16	Richmond	Eas	.250	3	4	0	1	0	0	0	0	0	0	0	1	0	0	.250	.250	0	
Minor League Totals			.223	97	260	42	58	5	4	0	23	10	1	9	51	58	14	5	.273	.368	10

MINOR LEAGUE PLAYERS

**MONTANO, Luis M.****OF**

**Height** - 6'1      **Bats** - L      **Born** - 4/10/2000 at Santo Domingo, Dominican Republic  
**Weight** - 190      **Throws** - R      **Resides** - Santo Domingo, Dominican Republic

**HOW OBTAINED** - Signed by the Cardinals as a non-drafted free agent, 7/2/2016.

YR	CLUB	LG	AVG	G	AB	R	H	2B	3B	HR	RBI	SH	SF	HP	BB	SO	SB	CS	SLG	OBP	E
17	DSL Cardinals	DSL	.208	54	159	23	33	8	3	3	16	1	0	1	22	54	1	3	.352	.308	5
Minor League Totals			.208	54	159	23	33	8	3	3	16	1	0	1	22	54	1	3	.352	.308	5

**MONTERO, Elehuris****3B**

**Height** - 6'3      **Bats** - R      **Born** - 8/17/98 at Santo Domingo Centro, DR  
**Weight** - 215      **Throws** - R      **Resides** - Pantoja, DR

**HOW OBTAINED** - Signed by the Cardinals as a non-drafted free agent, 8/29/2014.

**CAREER NOTES - 2017:** Named a Gulf Coast League Post-Season All-Star...led the Gulf Coast League in sacrifice flies (6), tied for the league lead in extra base hits (22), and ranked in the Top 5 in the league in doubles (16) and RBI (36)...ranked among the Cardinals minor league leaders in slugging (.468, 9th) and OPS (.838, 7th)...hit a grand slam off Tomas Alastre and had 5 RBI at GCL Nationals (8/5). **2015:** Batted .328 with runners in scoring position (22-67).

**PRONUNCIATION:** eh-LAU-rees

YR	CLUB	LG	AVG	G	AB	R	H	2B	3B	HR	RBI	SH	SF	HP	BB	SO	SB	CS	SLG	OBP	E
15	DSL Cardinals	DSL	.252	57	230	31	58	9	1	3	30	0	6	3	26	56	0	1	.339	.328	17
16	DSL Cardinals	DSL	.260	61	227	41	59	14	2	1	26	1	2	4	28	51	2	1	.352	.349	15
17	GCL Cardinals	GCL	.277	52	173	30	48	16	1	5	36	0	*6	7	22	33	0	2	.468	.370	10
Minor League Totals			.262	170	630	102	165	39	4	9	92	1	14	14	76	140	2	4	.379	.347	42

**MORA, Sander J.****SS**

**Height** - 5'7      **Bats** - R      **Born** - 2/23/2001 at Yaracuy, Venezuela  
**Weight** - 165      **Throws** - R      **Resides** - Yaracuy, Venezuela

**HOW OBTAINED** - Signed by the Cardinals as a non-drafted free agent on 7/2/2017.

YR	CLUB	LG	AVG	G	AB	R	H	2B	3B	HR	RBI	SH	SF	HP	BB	SO	SB	CS	SLG	OBP	E
2018 WILL BE FIRST PROFESSIONAL SEASON																					

**MORALES, Andrew J.****RHP**

**Height** - 5'11      **Bats** - R      **Born** - 1/16/93 at Covina, CA  
**Weight** - 200      **Throws** - R      **Resides** - Covina, CA

**SCHOOL** - University of California-Irvine

**HOW OBTAINED** - Cardinals' 2nd round selection (71st overall) in the June, 2014 First-Year Player Draft.

**CAREER NOTES - 2015:** Ranked among Cardinals minor league pitchers in innings pitched (129.2, 8th) and games started (26, T2nd)...ranked 4th in the Texas League in games started. **COLLEGE:** Finished career at UC-Irvine with a 21-2 record and a 1.68 ERA in 231.0 innings...ABCA and Baseball American first team all-American and Big West Pitcher of the Year...helped UC-Irvine to College World Series in 2014 by throwing a five-hit shutout vs. Oklahoma State to win 1-0 and sent team to Omaha...left university as all-time ERA leader (1.68) and only Anteater with an ERA below 2.00...highest win percentage in school history (.913, 21-2)...led NCAA Division 1 with 141 strikeouts in 2014 and tied for lead with 19 games started.

YR	CLUB	LG	W-L	ERA	G	GS	CG	SHO	SV	IP	H	R	ER	HR	HB	BB	SO	WP	BK
14	GCL Cardinals	GCL	0-1	3.60	3	2	0	0	0	5.0	2	3	2	1	0	3	6	1	0
	Palm Beach	FSL	1-0	1.23	2	0	0	0	0	7.1	2	1	1	0	1	0	6	0	0
15	Springfield	Tex	5-8	5.00	26	26	0	0	0	129.2	169	81	72	17	4	46	85	9	1
16	Springfield	Tex	4-4	3.35	14	14	0	0	0	78.0	71	38	29	10	0	18	66	2	0
	GCL Cardinals	GCL	0-1	5.79	2	2	0	0	0	4.2	5	3	3	1	1	3	10	0	0
17	Palm Beach	FSL	0-0	3.52	6	0	0	0	0	7.2	7	5	3	0	0	2	6	1	0
	Springfield	Tex	2-1	3.13	19	0	0	0	2	23.0	24	8	8	1	1	11	28	5	1
	Memphis	PCL	0-0	5.40	4	0	0	0	0	3.1	6	2	2	1	0	1	2	0	0
Minor League Totals			12-15	4.18	76	44	0	0	2	258.2	286	141	120	31	7	84	209	18	2

**MORENO, Angel J.****OF**

**Height** - 6'2      **Bats** - R      **Born** - 7/31/96 at Santo Domingo Centro, DR  
**Weight** - 178      **Throws** - R      **Resides** - Santo Domingo Centro, DR

**HOW OBTAINED** - Selected by the Cardinals from the Rays in the Triple-A phase of the 2017 Rule 5 Draft, 12/14/2017.

**CAREER NOTES** - **2015**: Ranked 2nd in the New York-Penn League in extra base hits (26) and T4th in triples (5). **2013**: Hit first professional grand slam at DSL Mariners (6/15) off Melchor Urquides.

YR	CLUB	LG	AVG	G	AB	R	H	2B	3B	HR	RBI	SH	SF	HP	BB	SO	SB	CS	SLG	OBP	E
13	DSL Rays	DSL	.305	38	141	26	43	9	3	4	22	1	1	1	10	24	5	4	.496	.353	2
14	Princeton	Appy	.235	48	196	15	46	8	3	4	22	0	2	5	3	52	10	1	.367	.262	3
15	Hudson Valley	NYP	.270	59	230	28	62	19	5	2	26	1	2	4	7	56	2	6	.422	.300	1
16	Bowling Green	Mid	.228	78	276	34	63	15	1	1	24	5	0	4	10	62	13	3	.301	.266	2
17	Charlotte	FSL	.229	71	240	22	55	10	2	0	16	2	1	2	19	44	5	5	.288	.290	1
Minor League Totals			.248	294	1083	125	269	61	14	11	110	9	6	16	49	238	35	19	.361	.289	9

**MORENO, Jose M.****RHP**

**Height** - 6'1      **Bats** - R      **Born** - 8/20/2000 at Altigracia de Orituco, Venezuela  
**Weight** - 170      **Throws** - R      **Resides** - Altigracia de Orituco, Venezuela

**HOW OBTAINED** - Signed by the Cardinals as a non-drafted free agent, 2/3/2017.

YR	CLUB	LG	W-L	ERA	G	GS	CG	SHO	SV	IP	H	R	ER	HR	HB	BB	SO	WP	BK
17	DSL Cardinals	DSL	1-3	3.18	12	11	0	0	0	51.0	47	20	18	2	3	14	32	4	0
Minor League Totals			1-3	3.18	12	11	0	0	0	51.0	47	20	18	2	3	14	32	4	0

**MUJICA, Edward J.****RHP****Height** - 6'4      **Bats** - R      **Born** - 5/10/84 at Valencia, Venezuela**Weight** - 211      **Throws** - R      **Resides** - Doral, Florida**SCHOOL** - Virgen de la Chiquinquirá High School**HOW OBTAINED** - Signed by the Cardinals as a minor league free agent, 1/31/2018.**CAREER NOTES - CAREER:** Pitched for the Cardinals 2012-13 after being acquired in a trade for INF Zack Cox.**2016:** Named an International League Mid-Season and Post-Season All-Star. **2013:** Selected to the National League All-Star Team but did not pitch in the game. **2012:** Made nine postseason appearances and did not allow a run in his five NLCS appearances against the Giants. **2010:** Led all National League relievers in strikeout to walk ratio (6.00), which was the best all-time for a N.L. reliever at the time and 5th-best all-time in MLB history. **PRONUNCIATION:** MOO-hee-kah

YR	CLUB	LG	W-L	ERA	G	GS	CG	SHO	SV	IP	H	R	ER	HR	HB	BB	SO	WP	BK	
03	Burlington	Appy	2-6	4.37	14	10	0	0	0	55.2	57	31	27	3	1	20	41	2	1	
04	Lake County	SAL	7-7	4.65	26	19	1	0	2	124.0	130	77	64	18	13	32	89	6	4	
05	Akron	EL	2-1	2.88	27	0	0	0	10	34.1	36	11	11	2	0	5	33	3	1	
	Kinston	Car	1-0	2.08	25	0	0	0	14	26.0	17	6	6	3	1	2	32	1	0	
06	Cleveland	AL	0-1	2.95	10	0	0	0	0	18.1	25	6	6	1	1	0	12	0	0	
	Buffalo	IL	3-1	2.48	22	0	0	0	5	32.2	31	10	9	1	1	5	29	1	0	
	Akron	Eas	1-0	0.00	12	0	0	0	8	19.0	11	1	0	0	0	1	9	17	1	0
07	Cleveland	AL	0-0	8.31	10	0	0	0	0	13.0	19	12	12	3	0	2	7	0	0	
	Buffalo	IL	2-1	5.02	34	0	0	0	14	37.2	35	22	21	4	1	9	44	1	1	
08	Cleveland	AL	3-2	6.75	33	0	0	0	0	38.2	46	29	29	5	1	10	27	1	0	
	Buffalo	IL	0-2	4.15	18	0	0	0	4	26.0	29	14	12	2	1	10	27	0	0	
09	San Diego	NL	3-5	3.94	67	4	0	0	2	93.2	101	47	41	14	0	19	76	3	1	
10	San Diego	NL	2-1	3.62	59	0	0	0	0	69.2	59	29	28	14	0	6	72	1	0	
11	Florida	NL	9-6	2.96	67	0	0	0	0	76.0	64	27	25	7	2	14	63	1	0	
12	Miami	NL	0-3	4.38	41	0	0	0	2	39.0	36	21	19	6	1	9	26	0	0	
	ST. LOUIS	NL	0-0	1.03	29	0	0	0	0	26.1	20	3	3	1	0	3	21	1	0	
	Jupiter	FSL	0-0	0.00	2	2	0	0	0	3.0	0	0	0	0	0	0	2	0	0	
13	ST. LOUIS	NL	2-1	2.78	65	0	0	0	37	64.2	60	20	20	9	1	5	46	0	1	
14	Boston	AL	2-4	3.9	64	0	0	0	8	60.0	69	28	26	6	0	14	43	1	0	
15	Boston	AL	1-1	4.61	11	0	0	0	0	13.2	15	7	7	3	1	3	8	0	2	
	Oakland	AL	2-4	4.81	38	0	0	0	1	33.2	37	21	18	7	0	4	22	1	1	
	Stockton	Cal	0-0	0.00	2	0	0	0	0	2.0	0	0	0	0	0	0	4	0	0	
16	Omaha	PCL	1-0	8.25	9	0	0	0	2	12.0	17	11	11	2	1	2	14	0	0	
	Lehigh Valley	IL	0-3	3.69	36	0	0	0	23	39.0	42	19	16	3	0	4	27	0	0	
	Rochester	IL	0-0	1.35	6	0	0	0	3	6.2	6	1	1	0	0	2	8	0	0	
17	Detroit	AL	0-0	9.95	5	0	0	0	0	6.1	11	7	7	4	0	0	7	0	0	
	Toledo	IL	1-1	2.57	56	0	0	0	21	56.0	51	17	16	4	1	9	46	0	0	
	Minor League Totals		20-22	3.68	289	31	1	0	106	474.0	462	220	194	42	21	109	413	15	7	
	Major League Totals		24-28	3.92	499	4	0	0	50	553.0	562	257	241	80	7	89	430	9	5	

**MULFORD, Jonathon G.****RHP****Height** - 6'2      **Bats** - R      **Born** - 8/16/94 at Massapequa, NY**Weight** - 210      **Throws** - R      **Resides** - Massapequa, NY**SCHOOL** - Adelphi (NY) University**HOW OBTAINED** - Cardinals 34th round selection (1,036th overall) in the June, 2016 First-Year Player Draft.**CAREER NOTES - 2017:** Tied for New York-Penn League lead in games started (15) and led the league in walks issued (45).**2016:** Nailed down one save in 2.0 scoreless innings in the Gulf Coast League playoffs.

YR	CLUB	LG	W-L	ERA	G	GS	CG	SHO	SV	IP	H	R	ER	HR	HB	BB	SO	WP	BK
16	GCL Cardinals	GCL	1-2	2.29	16	0	0	0	6	19.2	13	6	5	0	1	5	19	2	0
17	State College	NYP	2-5	3.95	15	+15	0	0	0	73.0	87	40	32	4	5	*45	61	7	0
	Minor League Totals		3-7	3.59	31	15	0	0	6	92.2	100	46	37	4	6	50	80	9	0



## MURDERS, Jonathan D. (J.D.)

INF

Height - 6'2      Bats - L      Born - 10/6/97 at Bolivar, MO  
 Weight - 185      Throws - R      Resides - Bolivar, MO

SCHOOL - Bolivar High School

HOW OBTAINED - Cardinals 31st round selection (946th overall) in the June, 2016 First-Year Player Draft.

CAREER NOTES - MISC: Signed his letter of intent to Texas Tech University.

YR	CLUB	LG	AVG	G	AB	R	H	2B	3B	HR	RBI	SH	SF	HP	BB	SO	SB	CS	SLG	OBP	E
16	GCL Cardinals	GCL	.219	24	73	7	16	4	1	0	7	0	0	0	6	20	0	0	.301	.278	1
17	Johnson City	Appy	.195	38	128	17	25	1	1	0	8	1	2	1	10	33	2	0	.219	.255	4
Minor League Totals			.204	62	201	24	41	5	2	0	15	1	2	1	16	53	2	0	.249	.264	5

## MYERS, John W. (Wood)

2B

Height - 5'8      Bats - L      Born - 10/11/94 at Chapel Hill, NC  
 Weight - 180      Throws - R      Resides - Chapel Hill, NC

SCHOOL - Coastal Carolina University

HOW OBTAINED - Cardinals 29th round selection (874th overall) in the June, 2017 First-Year Player Draft.

YR	CLUB	LG	AVG	G	AB	R	H	2B	3B	HR	RBI	SH	SF	HP	BB	SO	SB	CS	SLG	OBP	E
17	Johnson City	Appy	.410	19	61	11	25	4	0	0	3	0	0	1	7	9	1	0	.475	.478	5
	State College	NYP	.224	39	147	13	33	5	2	1	14	1	1	1	4	21	4	2	.306	.248	7
Minor League Totals			.279	58	208	24	58	9	2	1	17	1	1	2	11	30	5	2	.356	.320	12

## NICACIO, Winston

RHP

Height - 6'3      Bats - R      Born - 12/29/96 at Cotui, DR  
 Weight - 200      Throws - R      Resides - Cotui, DR

HOW OBTAINED - Signed by the Cardinals as a non-drafted free agent, 11/6/2015.

CAREER NOTES - 2017: Ranked 7th among Cardinals minor league pitchers with a 2.81 ERA.

YR	CLUB	LG	W-L	ERA	G	GS	CG	SHO	SV	IP	H	R	ER	HR	HB	BB	SO	WP	BK
16	DSL Cardinals	DSL	3-3	4.80	14	10	0	0	0	54.1	54	40	29	2	6	36	53	12	0
17	GCL Cardinals	GCL	4-3	2.61	11	8	0	0	0	51.2	57	24	15	4	3	16	39	9	0
	Palm Beach	FSL	0-1	4.50	2	0	0	0	0	6.0	4	3	3	0	1	4	6	1	0
Minor League Totals			7-7	3.78	27	18	0	0	0	112.0	115	67	47	6	10	56	98	22	0

## NOGOWSKI, John F., Jr.

1B

Height - 6'0      Bats - R      Born - 1/5/93 at Port Huron, MI  
 Weight - 235      Throws - L      Resides - Tallahassee, FL

SCHOOL - Florida State University

HOW OBTAINED - Signed by the Cardinals as a minor league free agent, 6/27/2017.

CAREER NOTES - 2017: Played nine games for Surprise in the Arizona Fall League batting .188 (6-32) with four doubles and two RBI. 2015: Smacked a pair of home runs vs. Bakersfield (7/19). MISC: Originally drafted by the Oakland Athletics in the 34th round (1,032nd overall) of the 2014 draft.

YR	CLUB	LG	AVG	G	AB	R	H	2B	3B	HR	RBI	SH	SF	HP	BB	SO	SB	CS	SLG	OBP	E
14	AZL Athletics	AZL	.286	8	35	5	10	3	1	0	11	0	0	0	2	4	0	0	.429	.324	0
	Vermont	NYP	.259	50	158	18	41	8	0	1	21	0	2	5	20	23	0	0	.329	.357	5
15	Stockton	Cal	.274	96	354	45	97	20	0	4	45	1	3	5	39	47	1	1	.364	.352	5
16	Midland	Sou	.130	7	23	1	3	1	0	1	1	0	0	0	3	3	0	0	.304	.231	0
	Stockton	Cal	.285	84	288	35	82	15	0	7	37	3	2	7	25	37	0	1	.410	.354	7
17	Sioux City (Ind.)	AA	.402	34	117	20	47	12	0	4	28	0	3	3	18	17	3	1	.607	.482	1
	Springfield	Tex	.295	59	207	32	61	12	0	2	21	0	2	2	27	25	2	0	.382	.378	2
Minor League Totals			.276	304	1065	136	294	59	1	15	136	4	9	19	116	139	3	2	.376	.355	19
Independent League Totals			.402	34	117	20	47	12	0	4	28	0	3	3	18	17	3	1	.607	.482	1





**O'KEEFE, Brian J.**

**C**

**Height** - 6'1      **Bats** - R      **Born** - 7/15/93 at Albany, NY  
**Weight** - 225      **Throws** - R      **Resides** - Albany, NY

**SCHOOL** - St. Joseph's (PA) University

**HOW OBTAINED** - Cardinals' 7th round selection (225th overall) in the June, 2014 First-Year Player Draft.

**CAREER NOTES - CAREER:** Has thrown out 34.2% (78 CS/228 SB ATT) of attempted base stealers. **2017:** Hit two home runs in a game three times (6/17 vs. Burlington, 7/2 at Kane County & 8/8 at Clinton)...ranked among Cardinals minor leaguers in home runs (15, T7th) and doubles (22, T10th). **2016:** Ranked 5th in the Midwest League in HR/AB (27.46)...ranked among Cardinals minor leaguers in doubles (27, 4th), home runs (13, 8th), RBI (64, 5th) and walks (60, 3rd)...hit a grand slam vs. Quad Cities (8/11)...threw out 36.2% (21 CS-58 SB ATT) of attempted base stealers. **2015:** Threw out 25.0% (6 CS/24 SB ATT) of attempted base stealers...reached base safely via walk, hit or HBP in 29-of-34 games in Peoria...was 2-for-14 with two doubles in four games in the Midwest League playoffs. **2014:** Led all New York-Penn League catchers in total chances (453), putouts (408) and tied for most passed balls (14)...threw out 30.0% (18 CS-60 SB ATT) of attempted base stealers.

**COLLEGE:** Named first team All-Atlantic 10 in 2014, scoring a school record 58 runs and ranked 4th in NCAA Division 1 in runs scored per game...was the highest draft pick from St. Joseph's since Jamie Moyer (6th round, 1984, Chicago-NL).

YR	CLUB	LG	AVG	G	AB	R	H	2B	3B	HR	RBI	SH	SF	HP	BB	SO	SB	CS	SLG	OBP	E
14	State College	NYP	.239	47	155	23	37	8	0	3	17	1	0	15	16	23	2	0	.348	.366	7
15	State College	NYP	.143	13	49	2	7	1	0	1	4	0	1	2	1	10	0	3	.224	.189	0
	Peoria	Mid	.280	34	125	16	35	8	0	5	21	0	2	3	13	31	0	0	.464	.357	4
16	Palm Beach	FSL	.167	8	24	3	4	2	0	0	1	0	0	0	8	5	0	0	.250	.375	1
	Peoria	Mid	.258	101	357	50	92	25	2	13	63	0	4	7	52	78	1	1	.448	.360	6
17	Peoria	Mid	.260	97	373	43	97	20	0	15	46	0	3	1	34	89	7	3	.434	.321	5
	Palm Beach	FSL	.250	3	12	0	3	1	0	0	1	0	0	0	0	3	0	0	.333	.250	0
	Springfield	Tex	.400	1	5	1	2	1	0	0	1	0	0	0	0	2	0	0	.600	.400	0
Minor League Totals			.252	304	1100	138	277	66	2	37	154	1	10	28	124	241	10	7	.416	.340	23

**O'REILLY, Michael J. (Mike)**

**RHP**

**Height** - 6'0      **Bats** - R      **Born** - 9/3/94 at Wading River, NY  
**Weight** - 215      **Throws** - R      **Resides** - Wading River, NY

**SCHOOL** - Flagler (FL) College

**HOW OBTAINED** - Cardinals' 27th round selection (826th overall) in the June, 2016 First-Year Player Draft.

**CAREER NOTES - 2017:** Posted three double-digit strikeout games (5/20 vs. Beloit - 10; 7/10 at Cedar Rapids - 12; 7/15 vs. Fort Wayne - 10)...threw a one-hit shutout (9.0 IP) with 12 K at Cedar Rapids and a two-hit shutout (9.0 IP) vs. Kane County (6/7)...tied for the Midwest League lead in shutouts and T2nd in complete games (2)...ranked among Cardinals minor league pitchers in wins (12, 3rd), ERA (2.34, 3rd), innings pitched (142.1, 6th), strikeouts (132, 4th), opponent BA (.218, 3rd), WHIP (0.94, 3rd) and strikeout/walk ratio (6.6, 2nd). **2016:** Struck out six batters over 4.2 innings in his one start in the Gulf Coast League playoffs, taking the loss at the GCL Phillies (9/6).

YR	CLUB	LG	W-L	ERA	G	GS	CG	SHO	SV	IP	H	R	ER	HR	HB	BB	SO	WP	BK
16	GCL Cardinals	GCL	3-1	2.48	11	4	0	0	1	40.0	35	12	11	1	3	5	38	1	0
17	Peoria	Mid	9-2	1.75	15	12	2	2	1	87.2	49	17	17	10	4	11	89	2	0
	Palm Beach	FSL	3-1	3.29	9	9	0	0	0	54.2	65	23	20	9	1	9	43	3	0
Minor League Totals			15-4	2.37	35	25	2	2	1	182.1	149	52	48	20	8	25	170	6	0



## OCA, David A.

**Height** - 5'9      **Bats** - L      **Born** - 7/4/95 at Ciudad Bolivar, VZ  
**Weight** - 180      **Throws** - L      **Resides** - Ciudad Bolivar, VZ

**HOW OBTAINED** - Signed by the Cardinals as a non-drafted free agent on 12/10/2012.

**CAREER NOTES - 2017:** Missed all of 2017 with Tommy John surgery. **2015:** Gulf Coast League Post-season All-Star as left-handed pitcher...was a combined 10-2 with a 2.48 ERA over 11 starts (16 app.) covering 87.0 innings between the DSL, GCL and NY-Penn League...led the Gulf Coast League in wins (7) and winning percentage (.875), tied for the league lead in complete games (2) and ranked among league leaders in ERA (1.70, 2nd), strikeouts (55, T4th), innings pitched (63.2, 2nd), WHIP (1.08, 3rd) and opponent BA (.242, 5th)...led all Cardinals minor league pitchers in ERA (1.45) and ranked among the organizational leaders in wins (10, 7th), opponent BA (.229, 3rd) and WHIP (1.03, 10th)...finished stint in DSL with 13.0 straight scoreless innings (6/8-19)...won his first five decisions in the GCL...pitched 7.0 or more innings in four starts...started the GCL Cardinals lone playoff game and took the loss allowing four runs (2 ER) in 3.1 innings. **2014:** Led all Cardinals minor leaguers in ERA (2.22) and opponent batting average (.223)...ranked 6th among Cardinals minor league pitchers in strikeout to walk ratio (5.15)...struck out double-digit batters twice (10 vs. DSL Reds, 7/15 & 11 vs. DSL Orioles, 8/5).

YR	CLUB	LG	W-L	ERA	G	GS	CG	SHO	SV	IP	H	R	ER	HR	HB	BB	SO	WP	BK
13	DSL Cardinals	DSL	2-3	3.63	11	6	0	0	0	44.2	41	28	18	3	1	19	51	9	0
14	DSL Cardinals	DSL	3-3	2.22	13	12	0	0	0	65.0	54	27	16	1	3	13	67	12	0
15	DSL Cardinals	DSL	2-1	0.90	4	4	0	0	0	20.0	15	4	2	0	0	5	26	2	0
	GCL Cardinals	GCL	*7-1	1.70	11	7	+2	0	0	63.2	56	20	12	1	0	13	55	9	1
	State College	NYP	1-0	0.00	1	0	0	0	0	3.1	1	0	0	0	0	0	2	0	0
16	Johnson City	Appy	2-3	5.96	10	10	0	0	0	45.1	64	43	30	1	4	19	38	4	0
17										DID NOT PLAY -- INJURED									
Minor League Totals			17-11	2.90	50	39	2	0	0	242.0	231	122	78	6	8	69	239	36	1

## ORECCHIA, Jesus A.

**Height** - 6'0      **Bats** - R      **Born** - 4/22/2001 at Aragua, Venezuela  
**Weight** - 210      **Throws** - R      **Resides** - Aragua, Venezuela

**HOW OBTAINED** - Signed by the Cardinals as a non-drafted free agent on 7/2/2017.

YR	CLUB	LG	AVG	G	AB	R	H	2B	3B	HR	RBI	SH	SF	HP	BB	SO	SB	CS	SLG	OBP	E
2018 WILL BE FIRST PROFESSIONAL SEASON																					

## OSNOWITZ, Mitchell A.

**Height** - 6'5      **Bats** - R      **Born** - 7/2/91 at Normal, IL  
**Weight** - 245      **Throws** - R      **Resides** - Bloomington, IL

**HOW OBTAINED** - Signed by the Cardinals as a minor league free agent, 2/14/2018.

**SCHOOL:** Lindsey Wilson (KY) College

YR	CLUB	LG	W-L	ERA	G	GS	CG	SHO	SV	IP	H	R	ER	HR	HB	BB	SO	WP	BK
14	GCL Braves	GCL	1-0	5.74	13	0	0	0	2	15.2	12	10	10	1	0	8	18	3	0
15	Danville	Appy	0-0	16.20	1	0	0	0	0	1.2	4	3	3	0	0	1	2	0	0
	Rome	SAL	1-2	5.13	22	0	0	0	0	33.1	39	24	19	2	3	20	29	6	0
17	Salem	Car	0-0	7.33	13	0	0	0	0	23.1	28	23	19	2	1	19	25	8	1
	Lowell	NYP	0-1	3.31	14	0	0	0	0	32.2	28	12	12	3	1	23	38	5	0
Minor League Totals			2-3	5.32	63	0	0	0	2	106.2	111	72	63	8	5	71	112	22	1

## OVIEDO, Johan

**Height** - 6'6      **Bats** - R      **Born** - 3/2/98 at Havana, Cuba  
**Weight** - 260      **Throws** - R      **Resides** - Port Au Prince, Haiti

**HOW OBTAINED** - Signed by the Cardinals as a non-drafted free agent, 7/2/2016.

**CAREER NOTES - 2016:** Did not allow a home run to 88 total batters faced.

YR	CLUB	LG	W-L	ERA	G	GS	CG	SHO	SV	IP	H	R	ER	HR	HB	BB	SO	WP	BK
16	DSL Cardinals	DSL	0-1	1.66	7	7	0	0	0	21.2	19	8	4	0	0	6	29	0	0
17	Johnson City	Appy	2-1	4.88	6	6	0	0	0	27.2	22	17	15	0	4	18	31	5	3
	State College	NYP	2-2	4.56	8	8	0	0	0	47.1	53	30	24	3	1	18	39	6	1
Minor League Totals			4-4	4.00	21	21	0	0	0	96.2	94	55	43	3	5	42	99	11	4

LHP

C

RHP

RHP

**OXNEVAD, Ian E.****LHP**

**Height** - 6'3      **Bats** - R      **Born** - 10/3/96 at Seattle, WA  
**Weight** - 215      **Throws** - L      **Resides** - Shoreline, WA

**SCHOOL** - Shorewood High School

**HOW OBTAINED** - Cardinals 8th round selection (251st Overall) in the June, 2015 First-Year Player Draft.

**CAREER NOTES - 2017:** Ranked 8th among Cardinals minor league pitchers in innings pitched (132.0) and T6th in games started (23)...made one start and pitched 6.0 innings in a no decision in the Midwest League playoffs. **2016:** Tied for the Appalachian League lead with 72.0 innings and led the league in total batters faced (303), at-bats against (283) and hits allowed (80)...ranked 8th in the Appy League in ERA (3.38) and 4th in lowest walk/9 IP (1.63)...ranked 10th among Cardinals minor league pitchers in ERA...made one start and pitched 3.0 innings in the Appy League playoffs. ...struck out a career-high nine batters twice (vs. Princeton 7/4 & at Pulaski 7/18). **2015:** Earned first save in a 4.0-inning relief appearance (8/18)...did not allow a home run until his last inning pitched of the season. **PREP:** Posted an 0.69 ERA over 60.2 innings pitched during his senior season, including a 13 strikeout game and a five-inning no-hitter in his first two starts. **MISC:** Signed his college letter of intent with Oregon State University. **PRONOUNCED:** OX-ne-vahd

YR	CLUB	LG	W-L	ERA	G	GS	CG	SHO	SV	IP	H	R	ER	HR	HB	BB	SO	WP	BK
15	GCL Cardinals	GCL	1-1	2.42	8	7	0	0	1	26.0	23	9	7	1	1	8	16	2	1
16	Johnson City	Appy	5-3	3.38	12	12	0	0	0	+72.0	*80	32	27	7	4	13	57	3	0
17	Peoria	Mid	3-10	4.09	24	23	1	0	0	132.0	134	72	60	17	10	34	84	8	4
Minor League Totals			9-14	3.68	44	42	1	0	1	230.0	237	113	94	25	15	55	157	13	5

**OZUNA, Raffy****INF**

**Height** - 6'3      **Bats** - R      **Born** - 9/6/98 at San Gregoria de Nigua, DR  
**Weight** - 200      **Throws** - R      **Resides** - Nigua, DR

**HOW OBTAINED** - Signed by the Cardinals as a non-drafted free agent, 7/2/2015.

**CAREER NOTES - 2017:** Ranked T9th among Cardinals minor leaguers with 46 walks, 6th in on-base percentage (.398) and T9th in triples (4)...ranked 2nd in the Dominican Summer League in strikeouts (86).

YR	CLUB	LG	AVG	G	AB	R	H	2B	3B	HR	RBI	SH	SF	HP	BB	SO	SB	CS	SLG	OBP	E
16	DSL Cardinals	DSL	.181	50	193	27	35	12	2	2	18	1	1	0	26	74	0	2	.295	.277	15
17	DSL Cardinals	DSL	.253	58	198	38	50	13	4	4	28	1	0	2	46	86	1	2	.419	.398	26
Minor League Totals			.217	108	391	65	85	25	6	6	46	2	1	2	72	160	1	4	.358	.341	41

**PARRA, Frederis M.****RHP**

**Height** - 6'4      **Bats** - R      **Born** - 10/22/94 at Sabana De La Mar, DR  
**Weight** - 215      **Throws** - R      **Resides** - Sabana De La Mar, DR

**HOW OBTAINED** - Signed by the Cardinals as a non-drafted free agent on 4/13/2012.

**CAREER NOTES - 2016:** Led the Appalachian League in ERA (2.53), ranked 5th in WHIP (1.17) and 4th in fewest baserunners/9 IP (11.07)...ranked among Cardinals minor league pitchers in ERA (2.53, 2nd) and strikeouts/walk ratio (5.14). **2014:** Threw two scoreless starts of 6.0 innings and had three quality starts overall...allowed more than three earned runs in only one of 10 appearances.

YR	CLUB	LG	W-L	ERA	G	GS	CG	SHO	SV	IP	H	R	ER	HR	HB	BB	SO	WP	BK
12	DSL Cardinals	DSL	4-2	2.21	15	1	0	0	0	36.2	30	11	9	0	5	10	21	2	0
13	DSL Cardinals	DSL	4-1	2.08	9	9	0	0	0	43.1	31	15	10	2	1	15	28	4	1
14	GCL Cardinals	GCL	3-2	2.70	10	9	0	0	0	46.2	43	18	14	1	3	15	34	1	3
15	GCL Cardinals	GCL	0-1	10.50	6	1	0	0	1	18.0	32	21	21	3	2	4	9	0	0
	Johnson City	Appy	1-0	4.00	6	0	0	0	0	9.0	12	7	4	1	1	3	6	2	0
16	Johnson City	Appy	3-5	*2.53	11	10	1	0	0	64.0	68	33	18	3	3	7	36	2	0
17	Peoria	Mid	5-6	3.74	25	10	1	0	0	89.0	108	42	37	8	8	24	49	5	0
Minor League Totals			20-17	3.32	82	40	2	0	1	306.2	324	147	113	18	23	78	183	16	4



## PATTERSON, Jacob C.

**Height** - 6'1      **Bats** - R      **Born** - 10/30/95 at Dallas, TX  
**Weight** - 205      **Throws** - L      **Resides** - Garland, TX

**HOW OBTAINED** - Cardinals' 13th round selection (394th overall) in the June, 2017 First-Year Player Draft.

**SCHOOL**: Texas Tech University

**CAREER NOTES - 2017**: Tied for the Appalachian League lead in appearances (23) and ranked 2nd in saves (9) and games finished (18)...ranked 5th among Cardinals minor leaguers in saves. **PREP**: Played in the Connie Mack World Series for D-Bat Leach.

YR	CLUB	LG	W-L	ERA	G	GS	CG	SHO	SV	IP	H	R	ER	HR	HB	BB	SO	WP	BK
17	Johnson City	Appy	1-3	1.93	+23	0	0	0	9	23.1	15	8	5	1	1	7	33	2	1
Minor League Totals			1-3	1.93	23	0	0	0	9	23.1	15	8	5	1	1	7	33	2	1

LHP

## PEARCE, Matthew M. (Matt)

**Height** - 6'2      **Bats** - R      **Born** - 2/24/94 at Bonita Springs, FL  
**Weight** - 230      **Throws** - R      **Resides** - Bonita Springs, FL

**SCHOOL** - Polk State (FL) College

**HOW OBTAINED** - Cardinals' 13th round selection (405th overall) in the June, 2014 First-Year Player Draft.

**CAREER NOTES - 2017**: Named a Texas League Mid-Season and Post-Season All-Star...was MILB.com Texas League Player of the Month for May...named Texas League Pitcher of the Week (5/15-21)...led Cardinals minor league pitchers in games started (27) and innings pitched (164.0) and tied for the tops in wins (14), while ranking 8th in strikeouts (99)...tied for the Texas League lead in complete games and shutouts. **2016**: Named a Florida State League postseason All-Star...named Cardinals Minor League Pitcher of the Month for July...set the Palm Beach franchise record and led the Florida State League and tied for the lead in all of Minor League Baseball with four complete games...led the FSL in WHIP (0.94), lowest walks/9 IP (0.99) and fewest baserunners/9 IP (8.76)...ranked among the FSL leaders in ERA (2.37, 2nd), shutouts (1, T3rd) and opponent BA (.222, 3rd)...led all Cardinals minor league pitchers in innings pitched (163.2) and ranked in the Top 10 in wins (9, T2nd), games started (25, T5th), ERA (3.08, 5th), opponent BA (.235, 5th), WHIP (1.06, 7th)...struck out a season-high 11 vs. NW Arkansas (8/23)...19 of 25 starts lasted 6.0 IP or more. **2015**: Led the Midwest League in ERA (2.43) and ranked 5th in WHIP (1.11)...ranked 3rd in fewest walks/9 IP (1.37) and fewest baserunners/9 IP (10.51)...ranked among Cardinals minor league pitchers in wins (11, T3rd), innings pitched (144.2, 3rd), strikeouts (95, 9th), games started (24, T5th), ERA (2.43, 4th) and opponent BA (.252, 9th)...lost seven straight starts from 5/21-7/2, followed by eight wins in his final nine decisions (7/8-8/31)...made 15 starts of 6.0 innings or more and recorded a quality start in each...was 0-1 with a 4.26 ERA in one start in the Midwest League playoffs, allowing three runs over 6.1 innings...rated as having the "Best Control" in the Cardinals organization by *Baseball America's* "Best Tools" survey.

YR	CLUB	LG	W-L	ERA	G	GS	CG	SHO	SV	IP	H	R	ER	HR	HB	BB	SO	WP	BK
14	Johnson City	Appy	2-4	4.20	10	10	0	0	0	45.0	54	25	21	2	1	9	34	2	0
15	Peoria	Mid	11-10	*2.43	24	24	0	0	0	144.2	139	51	39	6	8	22	95	3	0
16	Palm Beach	FSL	8-8	2.37	20	20	*4	1	0	136.2	114	43	36	9	4	15	81	3	1
	Springfield	Tex	1-2	7.88	3	3	0	0	0	16.0	21	14	14	3	1	7	16	0	0
	Memphis	PCL	0-2	4.91	2	2	0	0	0	11.0	12	9	6	2	0	4	6	0	0
17	Springfield	Tex	9-5	3.11	17	17	+2	+1	0	110.0	99	39	38	10	6	20	66	1	0
	Memphis	PCL	5-3	6.00	10	10	0	0	0	54.0	72	38	36	7	4	10	33	1	1
Minor League Totals			36-34	3.31	86	86	6	2	0	517.1	511	219	190	39	24	87	331	10	2

## PENA, Erik J.

**Height** - 5'7      **Bats** - S      **Born** - 1/6/2000 at Valencia, Venezuela  
**Weight** - 155      **Throws** - R      **Resides** - Valencia, Venezuela

**HOW OBTAINED** - Signed by the Cardinals as a non-drafted free agent, 7/12/2016.

YR	CLUB	LG	AVG	G	AB	R	H	2B	3B	HR	RBI	SH	SF	HP	BB	SO	SB	CS	SLG	OBP	E
17	DSL Cardinals	DSL	.213	44	127	16	27	5	0	0	12	0	2	4	16	30	2	4	.252	.315	5
Minor League Totals			.213	44	127	16	27	5	0	0	12	0	2	4	16	30	2	4	.252	.315	5

INF

## PENA, Leudy

**Height** - 6'4      **Bats** - L      **Born** - 11/17/2000 at Nigua, Dominican Republic  
**Weight** - 195      **Throws** - R      **Resides** - Nigua, Dominican Republic

**HOW OBTAINED** - Signed by the Cardinals as a non-drafted free agent on 7/2/2017.

YR	CLUB	LG	AVG	G	AB	R	H	2B	3B	HR	RBI	SH	SF	HP	BB	SO	SB	CS	SLG	OBP	E
2018 WILL BE FIRST PROFESSIONAL SEASON																					

OF

**PEREIRA, Wilfredo A.****RHP**

**Height** - 6'0      **Bats** - R      **Born** - 4/26/99 at Puerto Armuelles, Panama  
**Weight** - 175      **Throws** - R      **Resides** - Puerto Armuelles, Panama

**HOW OBTAINED** - Signed by the Cardinals as a non-drafted free agent, 3/19/2016.

**CAREER NOTES - 2017:** Ranked 8th among Cardinals minor league pitchers in Toughest to HR Off (190 TBF/HR).

YR	CLUB	LG	W-L	ERA	G	GS	CG	SHO	SV	IP	H	R	ER	HR	HB	BB	SO	WP	BK
16	DSL Cardinals	DSL	2-1	2.27	18	0	0	0	0	35.2	40	13	9	0	2	7	27	1	0
17	DSL Cardinals	DSL	1-7	3.16	12	10	0	0	0	51.1	51	21	18	1	2	20	38	1	1
Minor League Totals			3-8	2.79	30	10	0	0	0	87.0	91	34	27	1	4	27	65	2	1

**PEREZ, Delvin****SS**

**Height** - 6'3      **Bats** - R      **Born** - 11/24/98 at San Juan, PR  
**Weight** - 165      **Throws** - R      **Resides** - Loiza, PR

**SCHOOL** - Colegio Individualizado PJ Education School

**HOW OBTAINED** - Cardinals' 1st round selection (23rd overall) in the June, 2016 First-Year Player Draft.

**CAREER NOTES - 2016:** Ranked 7th in the Gulf Coast League in batting average (.294)...posted a season-high five hits at GCL Astros (7/8) going 5-for-5 with two doubles and an RBI...tallied six RBI (3-6, triple) at GCL Mets (7/20)...batted .353 (12-34) with runners in scoring position...stole two bases in the GCL playoffs...posted the 4th-longest road hitting streak in the GCL at 12 games (6/24-7/22) batting .426 (23-54) during the streak.

YR	CLUB	LG	AVG	G	AB	R	H	2B	3B	HR	RBI	SH	SF	HP	BB	SO	SB	CS	SLG	OBP	E
16	GCL Cardinals	GCL	.294	43	163	19	48	8	4	0	19	1	1	3	12	28	12	1	.393	.352	17
17	GCL Cardinals	GCL	.238	11	42	7	10	1	2	0	5	0	2	1	5	10	2	1	.357	.320	2
	Johnson City	Appy	.184	23	76	7	14	1	1	0	4	0	0	2	12	14	3	4	.224	.311	4
Minor League Totals			.256	77	281	33	72	10	7	0	28	1	3	6	29	52	17	6	.342	.335	23

**PEREZ, Dewin O.****LHP**

**Height** - 6'0      **Bats** - L      **Born** - 9/29/94 at Cartagena, Colombia  
**Weight** - 205      **Throws** - L      **Resides** - Cartagena, Colombia

**HOW OBTAINED** - Signed by the Cardinals as a non-drafted free agent on 7/5/2011.

**CAREER NOTES - 2017:** Ranked 10th among Cardinals minor league pitchers in Toughest to HR Off (157 TBF/HR)...threw 3.0 scoreless innings with a strikeout in his one relief appearance in the Midwest League playoffs. **2014:** Was Toughest to Homer Off among Cardinals minor league pitchers, not allowing a home run in 273 total batters faced...ranked among Cardinals minor league pitchers in ERA (3.68, 10th) and opponent BA (.258, 7th)...led all State College pitchers with 13 games started and tied for the most wins (6). **2013:** Ranked as the 5th toughest pitcher to homer off among Cardinals minor leaguers (164 TBF).

**PRONUNCIATION:** duh-WIHN

YR	CLUB	LG	W-L	ERA	G	GS	CG	SHO	SV	IP	H	R	ER	HR	HB	BB	SO	WP	BK
12	DSL Cardinals	DSL	1-4	3.06	8	8	0	0	0	35.1	27	16	12	1	1	13	38	7	2
13	GCL Cardinals	GCL	2-4	3.23	11	7	0	0	0	39.0	29	19	14	0	3	23	34	3	0
14	State College	NYP	6-2	3.68	13	13	0	0	0	63.2	62	28	26	0	1	26	46	6	2
15	GCL Cardinals	GCL	0-1	5.14	2	2	0	0	0	7.0	9	4	4	0	1	1	4	0	0
	Peoria	Mid	3-6	5.45	16	16	0	0	0	69.1	81	54	42	7	1	48	47	4	1
16	State College	NYP	3-5	5.02	14	8	0	0	1	52.0	47	36	29	1	1	35	43	10	0
17	Peoria	Mid	3-6	3.89	31	0	0	0	2	44.0	36	21	19	1	5	28	42	6	0
Minor League Totals			18-28	4.23	95	54	0	0	3	310.1	291	178	146	10	13	174	254	36	5



## PEREZ, Enrique A.

Height - 6'2 Bats - L Born - 8/10/97 at Cartagena, Colombia  
 Weight - 235 Throws - L Resides - Cartagena, Colombia

**HOW OBTAINED** - Signed by the Cardinals as a non-drafted free agent on 2/25/14.

**CAREER NOTES - 2017:** Tied for the Gulf Coast League lead with 18 appearances and four Holds...did not allow a home run to 136 total batters faced. **2016:** Ranked 3rd in the Dominican Summer League in appearances (27)...ranked 10th among Cardinals minor league pitchers with a 1.07 WHIP. **2015:** Led the Dominican Summer League in lowest opponent BA among relievers (.084), while ranking 2nd in strikeouts/9 IP (12.98) among relievers...ranked T4th in Holds (4)...made 12 appearances of 2.0 innings or more...struck out a batter in 18-of-19 relief appearances.

YR	CLUB	LG	W-L	ERA	G	GS	CG	SHO	SV	IP	H	R	ER	HR	HB	BB	SO	WP	BK
14	DSL Cardinals	DSL	2-1	3.42	16	0	0	0	1	23.2	16	11	9	0	4	24	21	9	0
15	DSL Cardinals	DSL	0-0	2.45	20	1	0	0	1	36.2	9	15	10	0	10	35	53	6	0
16	DSL Cardinals	DSL	2-2	2.51	27	0	0	0	1	43.0	29	15	12	1	4	17	40	4	0
17	Johnson City	Appy	0-0	9.00	1	0	0	0	0	2.0	1	2	2	0	1	2	1	1	0
	GCL Cardinals	GCL	1-2	8.14	+18	1	0	0	0	24.1	24	24	22	0	3	27	31	3	0
Minor League Totals			5-5	3.82	82	2	0	0	3	129.2	79	67	55	1	22	105	146	23	0

## PEREZ, Juan M.

Height - 6'2 Bats - R Born - 7/22/95 at San Felipe, VZ  
 Weight - 220 Throws - R Resides - San Felipe, VZ

**HOW OBTAINED** - Signed by the Cardinals as a non-drafted free agent on 8/20/11.

**CAREER NOTES - 2015:** Ranked among New York-Penn League leaders in strikeouts/9 IP (8.13, 4th) and walks allowed (36, T3rd)...tied his career-high with 10 strikeouts over 7.0 scoreless innings vs. Batavia (7/18). **2014:** Ranked 6th among Appalachian League pitchers in ERA (3.24) and 4th in opponent batting average (.225)...ranked among Cardinals minor league pitchers in ERA (5th) and opponent BA (2nd)...fired 6.0 innings of one-hit ball with a career-high 10 strikeouts in Game 1 of the Appy League Championship (9/3) at Danville. **2013:** Ranked as the 2nd toughest pitcher to homer off among Cardinals minor leaguers (191 TBF).

YR	CLUB	LG	W-L	ERA	G	GS	CG	SHO	SV	IP	H	R	ER	HR	HB	BB	SO	WP	BK
12	DSL Cardinals	DSL	2-5	4.33	12	12	0	0	0	52.0	43	29	25	2	0	34	55	13	0
13	GCL Cardinals	GCL	1-3	4.69	11	10	0	0	0	40.1	36	30	21	0	3	*37	40	12	0
14	Johnson City	Appy	5-3	3.24	13	10	0	0	0	58.1	48	32	21	5	2	27	59	7	2
15	State College	NYP	4-3	3.58	13	13	0	0	0	65.1	68	29	26	5	5	36	59	4	0
16	Peoria	Mid	3-3	5.05	20	8	0	0	1	57.0	61	34	32	7	1	33	54	5	2
17	Palm Beach	FSL	1-0	3.58	20	0	0	0	1	27.2	26	11	11	1	1	16	18	4	0
	Peoria	Mid	2-2	2.51	5	5	0	0	0	28.2	18	11	8	2	1	7	16	1	0
Minor League Totals			18-19	3.94	94	58	0	0	2	329.1	300	176	144	22	13	190	301	46	4

## PIÑA, Leobaldo J.

Height - 6'1 Bats - R Born - 6/29/94 at Turmero, VZ  
 Weight - 195 Throws - R Resides - Turmero, VZ

**HOW OBTAINED** - Signed by the Cardinals as a non-drafted free agent on 9/16/2010.

**CAREER NOTES - 2017:** Was 1-for-7 in the Florida State League playoffs...had a 5 RBI game at Florida (5/28).

**2016:** Grounded into 21 double plays, leading the Midwest League. **2015:** Played the most games at shortstop in the New York-Penn League (67)...hit three doubles as part of a 4-for-5 game with four RBI at Hudson Valley (7/26).

YR	CLUB	LG	AVG	G	AB	R	H	2B	3B	HR	RBI	SH	SF	HP	BB	SO	SB	CS	SLG	OBP	E
11	DSL Cardinals	DSL	.268	51	194	29	52	5	1	0	12	1	2	5	19	32	6	1	.304	.345	14
12	DSL Cardinals	DSL	.296	66	250	39	74	13	2	0	25	4	3	2	32	37	16	6	.364	.376	20
13	GCL Cardinals	GCL	.273	48	176	29	48	3	5	0	13	0	0	2	12	30	8	2	.347	.326	7
14	State College	NYP	.170	12	47	9	8	2	0	0	2	0	0	0	4	9	0	0	.213	.235	5
15	State College	NYP	.260	69	262	31	68	12	2	2	33	3	4	4	16	52	1	1	.344	.308	21
16	Peoria	Mid	.245	105	375	41	92	11	3	7	41	1	3	2	28	77	2	1	.347	.299	16
17	Springfield	Tex	.167	4	12	1	2	0	0	0	0	0	0	0	3	0	0	0	.167	.167	1
	Palm Beach	FSL	.265	99	359	39	95	18	1	5	37	9	2	1	17	76	6	1	.362	.298	13
Minor league Totals			.262	454	1675	218	439	64	14	14	163	18	14	16	128	316	39	12	.342	.318	97

LHP

RHP

MINOR LEAGUE PLAYERS

INF

**PINDER, Chase A.****OF****Height** - 5'11     **Bats** - R     **Born** - 3/16/96 at Poquoson, VA**Weight** - 190     **Throws** - R     **Resides** - Poquoson, VA**SCHOOL** - Clemson University**HOW OBTAINED** - Cardinals 7th round selection (214th overall) in the June, 2017 First-Year Player Draft.**CAREER NOTES - 2017:** Ranked 8th in the Appalachian League in batting (.320) and 2nd in slugging...ranked 3rd among Cardinals minor leaguers in batting (.320) and 2nd in OPS (.880). **MISC:** Older brother, Chad, is an infielder in Oakland's organization...his father Chris, played college baseball at Florida State and Virginia Commonwealth.

YR	CLUB	LG	AVG	G	AB	R	H	2B	3B	HR	RBI	SH	SF	HP	BB	SO	SB	CS	SLG	OBP	E
17	Johnson City	Appy	.320	50	169	35	34	9	1	3	21	1	1	7	31	39	5	3	.438	.442	0
Minor League Totals			.320	50	169	35	34	9	1	3	21	1	1	7	31	39	5	3	.438	.442	0

**PIRELA, Brian J.****RHP****Height** - 6'2     **Bats** - R     **Born** - 1/19/98 at Maracaibo, VZ**Weight** - 230     **Throws** - R     **Resides** - Ciudad Ojeda, VZ**HOW OBTAINED** - Signed by the Cardinals as a non-drafted free agent, 7/2/2015.**CAREER NOTES - 2017:** Ranked among the Gulf Coast League leaders in ERA (4.50, 10th), innings pitched (54.0, T4th) and home runs allowed (8, 1st).

YR	CLUB	LG	W-L	ERA	G	GS	CG	SHO	SV	IP	H	R	ER	HR	HB	BB	SO	WP	BK
15	DSL Cardinals	DSL	0-0	8.64	9	0	0	0	0	8.1	8	8	8	0	5	3	5	3	1
16	DSL Cardinals	DSL	3-2	2.19	14	0	0	0	0	24.2	16	7	6	0	1	12	33	3	1
17	DSL Cardinals	DSL	1-0	2.08	3	2	0	0	0	13.0	10	4	3	0	0	5	13	0	0
	GCL Cardinals	GCL	3-4	4.50	11	8	0	0	0	54.0	60	33	27	*8	5	23	37	3	1
Minor League Totals			7-6	3.96	37	10	0	0	0	100.0	94	52	44	8	11	43	88	9	3

**PLUMMER, Nicholas R. (Nick)****OF****Height** - 5'11     **Bats** - L     **Born** - 7/31/96 at Royal Oak, MI**Weight** - 200     **Throws** - L     **Resides** - Lathrup Village, MI**SCHOOL** - Brother Rice (MI) High School**HOW OBTAINED** - Cardinals 1st round selection (23rd Overall) in the June, 2015 First-Year Player Draft.**CAREER NOTES - 2017:** Ranked 5th among Cardinals minor leaguers with 53 walks...was 1-for-2 with a stolen base in the Midwest League playoffs. **2016:** Missed the entire season with a right wrist injury. **2015:** Led the Gulf Coast League in runs (43) and walks (39), and ranked T2nd in triples (5)...ranked 8th in the GCL in on-base percentage (.379)...ranked among Cardinals minor leaguers in triples (5, 7th) and on-base percentage (.379, 10th)...posted nine games with multiple walks with a season-high three twice (7/11 at GCL Nationals & 8/25 vs. GCL Mets)... scored a run in 31-of-51 games...reached base safely via hit, walk or HBP in 48-of-51 games...rated as the No. 8 prospect and "Best Hitter for Average" in the Cardinals organization by *Baseball America*. **PREP:** Batted .520 with 68 runs, 32 stolen bases and 22 doubles in 41 games his senior season in high school. **MISC:** Signed his letter of intent to the University of Kentucky.

YR	CLUB	LG	AVG	G	AB	R	H	2B	3B	HR	RBI	SH	SF	HP	BB	SO	SB	CS	SLG	OBP	E
15	GCL Cardinals	GCL	.228	51	180	*43	41	8	5	1	22	1	2	6	*39	56	8	6	.344	.379	1
16	Johnson City	Appy	DID NOT PLAY -- INJURED																		
17	Peoria	.Mid	.198	92	278	36	55	11	1	4	17	0	1	14	53	109	8	9	.288	.353	4
Minor League Totals			.210	143	458	79	96	19	6	5	39	3	20	92	165	16	15	310	.363	.363	5

**PRADA, Nelson J.****LHP****Height** - 6'0     **Bats** - L     **Born** - 5/6/00 at Cumana, Venezuela**Weight** - 210     **Throws** - L     **Resides** - Cumana, Venezuela**HOW OBTAINED** - Signed by the Cardinals as a non-drafted free agent, 8/30/2016.

YR	CLUB	LG	W-L	ERA	G	GS	CG	SHO	SV	IP	H	R	ER	HR	HB	BB	SO	WP	BK
17	DSL Cardinals	DSL	0-0	4.11	12	0	0	0	1	15.1	15	10	7	0	1	10	12	3	0
Minor League Totals			0-0	4.11	12	0	0	0	1	15.1	15	10	7	0	1	10	12	3	0



## PRENDERGAST, Zachary C. (Zach)

RHP

**Height** - 6'1      **Bats** - R      **Born** - 5/6/95 at Horsham, PA  
**Weight** - 195      **Throws** - R      **Resides** - Horsham, PA

**SCHOOL** - Seton Hall University

**HOW OBTAINED** - Signed by the Cardinals as a non-drafted free agent, 7/24/2017.

**CAREER NOTES - 2017:** Led all Cardinals minor league pitchers in strikeout/walk ratio (7.33) and ranked among the Top 10 in strikeouts/9 IP (12.12) and WHIP (0.98, 4th).

YR	CLUB	LG	W-L	ERA	G	GS	CG	SHO	SV	IP	H	R	ER	HR	HB	BB	SO	WP	BK
17	Johnson City	Appy	3-0	2.20	6	6	0	0	0	32.2	26	10	8	1	0	6	44	0	0
Minor League Totals			3-0	2.20	6	6	0	0	0	32.2	26	10	8	1	0	6	44	0	0

## RAMIREZ, Edwar

RHP

**Height** - 6'2      **Bats** - R      **Born** - 3/15/98 at Santo Domingo Este, DR  
**Weight** - 215      **Throws** - R      **Resides** - Santo Domingo Este, DR

**HOW OBTAINED** - Signed by the Cardinals as a non-drafted free agent, 1/22/2015.

**CAREER NOTES - 2017:** Led the Appalachian League in hits (83), runs (54), earned runs allowed (46) and tied for the league lead in home runs allowed (10), while ranking 2nd in the league in losses (7).

YR	CLUB	LG	W-L	ERA	G	GS	CG	SHO	SV	IP	H	R	ER	HR	HB	BB	SO	WP	BK
15	DSL Cardinals	DSL	4-3	7.07	16	0	0	0	0	28.0	37	30	22	1	6	18	16	9	0
16	DSL Cardinals	DSL	5-2	4.17	13	10	0	0	0	58.1	67	33	27	1	8	14	47	2	0
17	Johnson City	Appy	3-7	7.39	13	11	0	0	0	56.0	*83	*54	*46	+10	7	27	43	6	0
Minor League Totals			12-12	6.01	42	21	0	0	0	142.1	187	117	95	12	21	59	106	17	0

## RAMIREZ, Josue C.

RHP

**Height** - 6'2      **Bats** - R      **Born** - 9/24/2000 at Nagua, Dominican Republic  
**Weight** - 215      **Throws** - R      **Resides** - Nagua, Dominican Republic

**HOW OBTAINED** - Signed by the Cardinals as a non-drafted free agent on 10/24/2017.

YR	CLUB	LG	W-L	ERA	G	GS	CG	SHO	SV	IP	H	R	ER	HR	HB	BB	SO	WP	BK
2018 WILL BE FIRST PROFESSIONAL SEASON																			

## RIVERA, Jonathan J.

OF

**Height** - 6'2      **Bats** - R      **Born** - 4/27/97 at Panama City, Panama  
**Weight** - 230      **Throws** - R      **Resides** - Panama City, Panama

**HOW OBTAINED** - Signed by the Cardinals as a non-drafted free agent on 11/5/2013.

**CAREER NOTES - 2015:** Raised his batting average 62 points over five of his last six games of the season with four multi-hit games over a five-game stretch. **2014:** Led the Dominican Summer League with 14 outfield assists...led the DSL Cardinals with 40 RBI and tied for the team lead in home runs (6)...tied for 7th in the DSL with six home runs...hit safely in 44-of-63 games.

YR	CLUB	LG	AVG	G	AB	R	H	2B	3B	HR	RBI	SH	SF	HP	BB	SO	SB	CS	SLG	OBP	E
14	DSL Cardinals	DSL	.271	63	258	22	70	12	3	6	40	0	3	2	6	71	3	4	.411	.290	8
15	GCL Cardinals	GCL	.215	32	107	6	23	3	1	0	12	0	3	1	5	28	0	2	.262	.250	2
16	Johnson City	Appy	.257	41	144	18	37	7	3	3	24	0	0	0	4	51	2	0	.410	.277	5
17	Johnson City	Appy	.162	31	99	11	16	7	0	1	9	0	2	0	4	24	0	0	.263	.190	6
Minor League Totals			.240	167	608	57	146	29	7	10	85	0	8	3	19	174	5	6	.360	.263	21

## RIVERA, Wilberto

RHP

**Height** - 6'3      **Bats** - R      **Born** - 4/26/99 at Naranjito, Puerto Rico  
**Weight** - 230      **Throws** - R      **Resides** - Naranjito, Puerto Rico

**SCHOOL:** Carlos Beltran Baseball Academy (Florida, PR)

**HOW OBTAINED** - Cardinals' 8th round selection (244th overall) in the June, 2017 First-Year Player Draft.

**CAREER NOTES - MISC:** Signed his college letter of intent to Florida International University.

YR	CLUB	LG	W-L	ERA	G	GS	CG	SHO	SV	IP	H	R	ER	HR	HB	BB	SO	WP	BK
17	GCL Cardinals	GCL	0-0	5.79	9	0	0	0	0	9.1	12	9	6	0	0	6	8	4	0
Minor League Totals			0-0	5.79	9	0	0	0	0	9.1	12	9	6	0	0	6	8	4	0



**ROACHE, Almon V. (Victor)**

OF

**Height** - 6'2      **Bats** - R      **Born** - 9/17/91 at Ypsilanti, MI  
**Weight** - 235      **Throws** - R      **Resides** - Tampa, FL

**SCHOOL** - Georgia Southern University

**HOW OBTAINED** - Signed by the Cardinals as a minor league free agent, 1/31/2018.

**CAREER NOTES - CAREER:** Has five multi-home run games in his career (including a three homer game) and two grand slams. **2017:** Hit his second career grand slam at Visalia (6/2) off Jose Almonte. **2015:** Named a Florida State League Mid-Season All-Star...Southern League Player of the Week (7/21-27)...hit two home run vs. Bradenton (5/14). **2014:** Ranked 3rd in the Florida State League with 18 home runs...FSL Player of the Week (7/8-14)...smacked three home runs vs. Clearwater (5/4) and had a two home run game at Lakeland (7/8). **2013:** Ranked 3rd in the Midwest League with 22 home runs... homered in his first professional at-bat vs. Quad Cities (4/21) off Joe Bircher...had two multi-home run games (7/22 at Dayton & 8/10 at Quad Cities)...also had a career-high 7 RBI at Dayton (7/22) including a grand slam off Sal Romano. **COLLEGE:** Led NCAA Division 1 and set the Georgia Southern school record with 30 home runs in 2011...selected as a First Team All-American by Baseball America, Collegiate Baseball and the Baseball Coaches Association...was selected to the Cape Cod League All-Star team in 2011 at Fenway Park. **MISC:** Was a 1st round pick (28th overall) of the Milwaukee Brewers in 2012.

YR	CLUB	LG	AVG	G	AB	R	H	2B	3B	HR	RBI	SH	SF	HP	BB	SO	SB	CS	SLG	OBP	E
13	Wisconsin	Mid	.248	119	459	62	114	14	4	22	74	0	5	6	46	137	6	2	.440	.322	11
14	Brevard County	FSL	.226	122	433	46	98	17	2	18	54	1	2	8	37	138	11	4	.400	.298	5
15	Brevard County	FSL	.259	63	239	23	62	11	2	10	36	0	1	3	21	94	3	3	.448	.326	1
	Biloxi	Sou	.247	67	223	23	55	11	3	8	35	0	1	2	23	64	2	1	.430	.321	2
16	Biloxi	Sou	.243	51	148	19	36	11	1	4	15	0	0	0	21	41	2	0	.412	.337	1
17	Biloxi	Sou	.176	22	74	6	13	4	0	0	8	0	0	2	4	26	2	0	.230	.238	0
	Rancho Cucamonga	Cal	.192	35	125	18	24	8	1	6	17	0	0	1	10	59	0	1	.416	.257	1
Minor League Totals			.236	479	1701	197	402	76	13	68	239	1	9	22	162	559	26	11	.416	.309	21

**ROBBINS, Walker B.**

OF

**Height** - 6'3      **Bats** - L      **Born** - 11/18/97 at Mobile, AL  
**Weight** - 210      **Throws** - L      **Resides** - Leaksville, MS

**SCHOOL** - George County (MS) HS

**HOW OBTAINED** - Cardinals' 5th round selection (166th overall) in the June, 2016 First-Year Player Draft.

**CAREER NOTES - PREP:** A two-way player, batted .477 with 3 HR and 16 RBI while posting pitching marks of 8-2 with an 0.67 ERA including a perfect game and a no-hitter...signed his letter of intent to Mississippi State University.

YR	CLUB	LG	AVG	G	AB	R	H	2B	3B	HR	RBI	SH	SF	HP	BB	SO	SB	CS	SLG	OBP	E
16	GCL Cardinals	GCL	.185	30	108	8	20	1	0	0	6	0	1	1	5	31	3	0	.194	.226	1
17	Johnson City	Appy	.174	40	132	14	23	9	0	2	11	0	3	0	14	48	1	0	.288	.248	2
Minor League Totals			.179	70	240	22	43	10	0	2	17	0	4	1	19	79	4	0	.246	.239	3

**ROBERTSON, Kramer R.**

SS

**Height** - 5'10      **Bats** - R      **Born** - 9/20/94 at Ruston, LA  
**Weight** - 165      **Throws** - R      **Resides** - McGregor, TX

**SCHOOL** - Louisiana State University

**HOW OBTAINED** - Cardinals' 4th round selection (124th overall) in the June, 2017 First-Year Player Draft.

**CAREER NOTES - 2017:** Was 2-for-12 with a double and an RBI in the Midwest League playoffs. **COLLEGE:** Was 6-for-30 batting lead-off and starting all seven games for LSU in the 2017 College World Series and was 2-for-3 against Oregon State in an elimination game...named First Team All-SEC as a junior (2016) and was NCAA Baton Rouge Regional All-Tournament team...was previously drafted by the Cleveland Indians in the 32nd round of the 2016 MLB Draft. **PREP:** Played quarterback in high school and led Midway to the Texas 5A State Playoffs his junior and senior seasons...his father is Randy Robertson a former quarterback at Louisiana Tech and his mother, Kim Mulkey, is the head women's basketball coach at Baylor who had a distinguished career playing basketball at Louisiana Tech and was a member of the 1984 USA Women's Olympic Basketball Team.

YR	CLUB	LG	AVG	G	AB	R	H	2B	3B	HR	RBI	SH	SF	HP	BB	SO	SB	CS	SLG	OBP	E
17	Peoria	Mid	.270	54	215	34	58	12	0	3	13	0	0	6	21	36	10	4	.367	.351	13
Minor League Totals			.270	54	215	34	58	12	0	3	13	0	0	6	21	36	10	4	.367	.351	13

**RODRIGUEZ, Carlos E.**

1B/OF

**Height** - 6'3      **Bats** - R      **Born** - 1/6/97 at El Tigre, VZ  
**Weight** - 230      **Throws** - R      **Resides** - Anaco, VZ

**HOW OBTAINED** - Signed by the Cardinals as a non-drafted free agent on 11/5/2013.

**CAREER NOTES - 2016:** Was 2-for-10 with a triple and an RBI in the Gulf Coast League playoffs. **2015:** Hit two solo home runs at DSL Mariners (7/8)...hit safely in 27-of-38 games with 16 multi-hit games. **2014:** Reached base safely five times in five plate appearances vs. DSL Yankees (8/16) with three walks, a double and a single.

YR	CLUB	LG	AVG	G	AB	R	H	2B	3B	HR	RBI	SH	SF	HP	BB	SO	SB	CS	SLG	OBP	E	
14	DSL Cardinals	DSL	.181	49	160	15	29	3	0	0	11	0	1	2	30	49	6	5	.200	.316	4	
15	DSL Cardinals	DSL	.311	38	151	30	47	11	1	5	23	0	0	3	10	39	0	0	.497	.366	1	
16	GCL Cardinals	GCL	.242	28	95	12	23	2	3	1	7	0	0	0	14	30	0	1	.358	.339	5	
17	Johnson City	Appy	.200	36	125	15	25	3	0	3	11	0	0	6	14	57	2	0	.296	.310	9	
Minor League Totals				.234	151	531	72	124	19	4	9	52	0	1	11	68	175	8	6	.335	.332	19

**RODRIGUEZ, Gustavo A.**

OF

**Height** - 6'1      **Bats** - R      **Born** - 1/24/2000 at Mao, Dominican Republic  
**Weight** - 180      **Throws** - R      **Resides** - Mao, Dominican Republic

**HOW OBTAINED** - Signed by the Cardinals as a non-drafted free agent on 7/2/2017.

YR	CLUB	LG	AVG	G	AB	R	H	2B	3B	HR	RBI	SH	SF	HP	BB	SO	SB	CS	SLG	OBP	E
2018 WILL BE FIRST PROFESSIONAL SEASON																					

**RODRIGUEZ, Jorge L.**

RHP

**Height** - 6'2      **Bats** - R      **Born** - 3/18/94 at San Cristobal, DR  
**Weight** - 175      **Throws** - R      **Resides** - San Cristobal, DR

**HOW OBTAINED** - Signed by the Cardinals as a non-drafted free agent on 2/2/2012.

**CAREER NOTES - 2016:** Named Cardinals Minor League Pitcher of the Month for August...finished the season with six starts and was 2-0 with a 1.26 ERA over 28.2 IP and 30 strikeouts...went 23.1 consecutive innings without allowing an earned run (8/6-31). **2014:** Led the Gulf Coast League with two complete games and tied for first with one shutout...began the season with 15.0 consecutive scoreless innings...his shutout was 5.2 innings of one-hit ball called in the top of the 6th inning.

YR	CLUB	LG	W-L	ERA	G	GS	CG	SHO	SV	IP	H	R	ER	HR	HB	BB	SO	WP	BK		
12	DSL Cardinals	DSL	1-1	4.26	13	0	0	0	1	19.0	14	13	9	0	0	16	22	3	2		
13	DSL Cardinals	DSL	2-5	2.72	13	8	0	0	2	49.2	42	19	15	2	2	19	57	6	1		
14	GCL Cardinals	GCL	4-0	0.98	5	5	*2	+1	0	27.2	13	3	3	0	0	7	21	4	0		
15	State College	NYP	5-4	3.11	14	14	0	0	0	75.1	66	30	26	4	4	28	47	1	0		
16	Peoria	Mid	4-1	2.17	27	6	0	0	1	70.2	67	23	17	2	3	20	66	3	1		
17	Peoria	Mid	DID NOT PLAY -- INJURED																		
Minor League Totals			16-11	2.60	72	33	2	1	4	242.1	202	88	70	8	9	90	213	17	4		

**RODRIGUEZ, Julio E.**

C

**Height** - 6'0      **Bats** - R      **Born** - 6/11/97 at Santiago de los Caballeros, DR  
**Weight** - 220      **Throws** - R      **Resides** - Santiago de los Caballeros, DR

**HOW OBTAINED** - Signed by the Cardinals as a non-drafted free agent, 1/26/2016.

**CAREER NOTES - CAREER:** Has thrown out 45.3% (34 CS/75 SB ATT) of attempted base stealers. **2017:** Had a career-high 5 RBI vs. Elizabethton (8/12)...threw out 48.5% (16 CS/33 SB ATT) of attempted base stealers. **2016:** Hit safely in each of his first nine professional games (13-38, .342)...batted .571 (12-21) over five games from 8/9-15 with 3 HR 12 RBI and four games with three or more hits (8/13 vs. DSL Tigers, 4 hits)...threw out 42.9% (18 CS-42 SB ATT) of attempted base stealers.

YR	CLUB	LG	AVG	G	AB	R	H	2B	3B	HR	RBI	SH	SF	HP	BB	SO	SB	CS	SLG	OBP	E	
16	DSL Cardinals	DSL	.322	40	143	30	46	10	3	7	37	0	5	3	19	19	0	0	.580	.400	2	
17	Johnson City	Appy	.280	47	182	28	51	14	1	5	36	0	1	1	17	31	0	0	.451	.343	2	
	Palm Beach	FSL	.000	1	3	0	0	0	0	0	0	0	0	0	0	0	0	0	.000	.000	0	
Minor League Totals				.296	88	328	58	97	24	4	12	73	0	6	4	36	50	0	0	.503	.366	4

**RODRIGUEZ, Luis C.****C**

**Height** - 5'11     **Bats** - R     **Born** - 2/26/2000 at Falcon, Venezuela  
**Weight** - 170     **Throws** - R     **Resides** - Falcon, Venezuela

**HOW OBTAINED** - Signed by the Cardinals as a non-drafted free agent on 7/2/2017.

YR	CLUB	LG	AVG	G	AB	R	H	2B	3B	HR	RBI	SH	SF	HP	BB	SO	SB	CS	SLG	OBP	E
2018 WILL BE FIRST PROFESSIONAL SEASON																					

**RONDON, Angel M.****RHP**

**Height** - 6'1     **Bats** - R     **Born** - 12/1/97 at Higuey, DR  
**Weight** - 195     **Throws** - R     **Resides** - Higuey, DR

**HOW OBTAINED** - Signed by the Cardinals as a non-drafted free agent, 1/6/2016.

**CAREER NOTES** - 2017: Ranked 3rd in the Gulf Coast League in ERA (2.64).

YR	CLUB	LG	W-L	ERA	G	GS	CG	SHO	SV	IP	H	R	ER	HR	HB	BB	SO	WP	BK
16	DSL Cardinals	DSL	2-2	2.79	14	7	0	0	1	42.0	39	18	13	0	5	13	50	3	1
17	DSL Cardinals	DSL	0-1	4.76	2	2	0	0	0	5.2	4	3	3	0	2	3	6	0	0
	Johnson City	Appy	0-0	6.75	1	1	0	0	0	4.0	6	3	3	2	1	3	5	1	0
	GCL Cardinals	GCL	3-3	2.64	11	8	0	0	0	47.2	46	20	14	2	2	17	41	2	0
Minor League Totals			5-6	2.99	29	18	0	0	1	99.1	95	44	33	4	10	36	102	6	1

**ROSARIO, Yowelfy R.****3B**

**Height** - 6'2     **Bats** - R     **Born** - 6/9/2000 at Santiago de los Caballeros - Dominican Republic  
**Weight** - 180     **Throws** - R     **Resides** - Santiago de los Caballeros - Dominican Republic

**HOW OBTAINED** - Signed by the Cardinals as a non-drafted free agent, 7/2/2016.

YR	CLUB	LG	AVG	G	AB	R	H	2B	3B	HR	RBI	SH	SF	HP	BB	SO	SB	CS	SLG	OBP	E
17	DSL Cardinals	DSL	.216	35	111	14	24	3	1	0	15	4	1	0	9	31	2	0	.261	.273	9
Minor League Totals			.216	35	111	14	24	3	1	0	15	4	1	0	9	31	2	0	.261	.273	9

**ROSENDO, Sanel T.****OF**

**Height** - 6'2     **Bats** - R     **Born** - 5/7/97 at Charlotte Amalie, St. Thomas, U.S. Virgin Islands  
**Weight** - 225     **Throws** - R     **Resides** - Santo Domingo Norte, DR

**HOW OBTAINED** - Signed by the Cardinals as a non-drafted free agent, 2/2/2015.

**CAREER NOTES** - 2015: Had four games with two doubles.

YR	CLUB	LG	AVG	G	AB	R	H	2B	3B	HR	RBI	SH	SF	HP	BB	SO	SB	CS	SLG	OBP	E
15	DSL Cardinals	DSL	.220	63	227	37	50	19	1	6	27	0	1	11	28	77	0	1	.392	.333	6
16	GCL Cardinals	DSL	.177	24	62	4	11	2	0	1	5	0	1	3	10	21	0	0	.258	.316	0
17	GCL Cardinals	DSL	.202	37	104	19	21	4	0	4	16	0	1	1	20	34	1	3	.356	.333	1
Minor League Totals			.209	124	393	60	82	25	1	11	48	0	3	15	58	132	1	4	.361	.330	7

**SALAZAR, Pablo III (Paul)****RHP**

**Height** - 6'2     **Bats** - S     **Born** - 5/23/97 at Dallas, TX  
**Weight** - 205     **Throws** - R     **Resides** - Pearland, TX

**SCHOOL** - Lutheran South (TX) Academy

**HOW OBTAINED** - Cardinals 11th round selection (341st Overall) in the June, 2015 First-Year Player Draft.

**CAREER NOTES** - 2017: Led the Appalachian League in wild pitches (16), tied for the league lead in balks (3) and ranked 3rd in walks (30). **PREP:** Was a product of Houston's R.B.I. program, MLB's initiative of reviving baseball in the inner cities.

YR	CLUB	LG	W-L	ERA	G	GS	CG	SHO	SV	IP	H	R	ER	HR	HB	BB	SO	WP	BK
15	GCL Cardinals	GCL	0-0	27.00	2	0	0	0	0	1.2	1	6	5	0	1	5	1	2	1
16	GCL Cardinals	GCL	0-0	11.88	7	0	0	0	0	8.1	12	12	11	0	2	15	6	3	1
17	Johnson City	Appy	0-0	10.80	15	0	0	0	0	15.0	14	25	18	2	3	30	9	*16	+3
Minor League Totals			0-0	12.24	24	0	0	0	0	25.0	27	43	34	2	6	50	16	21	5



## SAMUEL, Alexander

**Height** - 6'4      **Bats** - R      **Born** - 3/24/200 at Santo Domingo, Dominican Republic  
**Weight** - 205      **Throws** - R      **Resides** - Santo Domingo, Dominican Republic

**HOW OBTAINED** - Signed by the Cardinals as a non-drafted free agent, 7/2/2016.

YR	CLUB	LG	AVG	G	AB	R	H	2B	3B	HR	RBI	SH	SF	HP	BB	SO	SB	CS	SLG	OBP	E
17	DSL Cardinals	DSL	.192	36	125	21	24	4	1	1	14	0	2	4	11	37	0	0	.264	.275	0
Minor League Totals			.192	36	125	21	24	4	1	1	14	0	2	4	11	37	0	0	.264	.275	0

OF

## SANCHEZ, Brian G.

**Height** - 6'2      **Bats** - R      **Born** - 4/18/96 at Santo Domingo Este, DR  
**Weight** - 215      **Throws** - R      **Resides** - Santo Domingo Este, DR

**HOW OBTAINED** - Signed by the Cardinals as a non-drafted free agent, 11/11/2014.

**CAREER NOTES - 2016:** Named Cardinals Minor League Player of the Month for June (21 G, .349 BA, 6 HR, 32 RBI, 1.163 OPS)...led the Dominican Summer League in home runs (15), RBI (76), slugging (.642), extra base hits (33) and total bases (149) and ranked in the Top 5 in batting (.349, 4th), hits (81, 4th), on-base percentage (.433, 5th)...his 15.47 AB/HR led the DSL...led Cardinals minor leaguers in slugging, on-base percentage and OPS (1.075)...ranked among Cardinals leaders in batting (.349, 2nd), triples (5, T4th) and RBI (76, 2nd)...hit second career grand slam vs. DSL Yankees (6/14), a 4th inning shot off Edward Paredes. **2015:** Led the Dominican Summer League Cardinals with 45 RBI...hit first career grand slam vs. DSL Rangers (6/24), a 1st inning shot off Argenis Rodriguez...had an RBI in four straight games 6/18-22...collected 27 RBI in the month of June, which would have ranked T3rd among all minor league baseball players in the month...had 13 games with multiple RBI...had an RBI every 5.08 at-bats...had 11 RBI over four games 6/22-25.

YR	CLUB	LG	AVG	G	AB	R	H	2B	3B	HR	RBI	SH	SF	HP	BB	SO	SB	CS	SLG	OBP	E
15	DSL Cardinals	DSL	.236	60	229	34	54	14	3	6	45	0	2	8	20	71	7	4	.402	.317	4
16	DSL Cardinals	DSL	.349	61	232	49	81	13	5	*15	*76	0	5	7	31	65	0	1	*.642	.433	4
17	GCL Cardinals	GCL	.200	33	100	10	20	4	2	1	11	0	1	1	10	30	0	0	.310	.277	3
Minor League Totals			.276	154	561	93	155	31	10	22	132	0	8	16	61	166	7	5	.485	.359	11

OF

## SANTOS, Ramon A.

**Height** - 6'1      **Bats** - R      **Born** - 9/20/94 at Villa Altigracia, DR  
**Weight** - 220      **Throws** - R      **Resides** - Villa Altigracia, DR

**HOW OBTAINED** - Signed by the Cardinals as a non-drafted free agent on 1/4/2012.

**CAREER NOTES - 2017:** Pitched two-thirds of a scoreless inning in the Florida State League playoffs. **2016:** Went 1-0 tossing 7.0 innings allowing two runs in one start during the Appalachian League playoffs. **2014:** Started the Gulf Coast League playoff semifinal game vs. GCL Red Sox (8/29) and threw 3.2 innings in a no decision.

YR	CLUB	LG	W-L	ERA	G	GS	CG	SHO	SV	IP	H	R	ER	HR	HB	BB	SO	WP	BK
12	DSL Cardinals	DSL	1-2	1.52	16	1	0	0	3	29.2	18	7	5	0	2	11	24	9	2
13	DSL Cardinals	DSL	3-4	2.48	12	12	0	0	0	58.0	52	26	16	1	1	16	55	6	1
14	GCL Cardinals	GCL	1-2	4.50	9	6	0	0	0	32.0	29	17	16	2	2	16	27	2	0
15	Johnson City	Appy	1-6	7.15	12	10	0	0	0	45.1	63	44	36	5	3	26	23	7	0
16	Johnson City	Appy	3-3	4.53	13	8	0	0	1	49.2	59	38	25	5	2	20	44	14	0
17	Peoria	Mid	2-1	3.54	11	0	0	0	0	20.1	20	8	8	2	1	7	15	1	0
	Palm Beach	FSL	5-3	2.81	27	6	0	0	3	64.0	66	28	20	3	4	19	44	6	2
Minor League Totals			16-21	3.79	100	43	0	0	7	299.0	307	168	126	18	15	115	232	45	5

RHP

## SAYLOR, Cameron J. (C.J.)

**Height** - 5'9      **Bats** - R      **Born** - 10/14/93 at West Covina, CA  
**Weight** - 235      **Throws** - R      **Resides** - West Covina, CA

**SCHOOL** - San Diego State University

**HOW OBTAINED** - Cardinals 28th round selection (844th overall) in the June, 2017 First-Year Player Draft.

**CAREER NOTES - COLLEGE:** Converted from catcher to pitcher and nailed down 24 saves for San Diego State T2nd in school history with Addison Reed. **MISC:** Originally selected by the Los Angeles Dodgers in the 33rd round (1,016th overall) of the June, 2012 First-Year Player Draft, but did not sign.

YR	CLUB	LG	W-L	ERA	G	GS	CG	SHO	SV	IP	H	R	ER	HR	HB	BB	SO	WP	BK
17	GCL Cardinals	GCL	1-2	7.30	10	0	0	0	2	12.1	16	14	10	1	2	5	14	0	0
Minor League Totals			1-2	7.30	10	0	0	0	2	12.1	16	14	10	1	2	5	14	0	0

RHP

**SCHLESENER, Jacob S.****LHP**

**Height** - 6'2      **Bats** - L      **Born** - 10/8/96 at Rogersville, MO  
**Weight** - 190      **Throws** - L      **Resides** - Rogersville, MO

**SCHOOL** - Logan Rogersville High School**HOW OBTAINED** - Cardinals 12th round selection (371st Overall) in the June, 2015 First-Year Player Draft.

**CAREER NOTES - 2017:** Posted two double-digit strikeout games (7/16 at Kingsport - 10 K/5.0 IP & 8/5 vs. Princeton - 13 K/6.0 IP)...led the Appalachian League in walks (38) and ranked 3rd in strikeouts (61)...ranked 2nd among Cardinals minor league pitchers with 12.57 strikeouts/9 IP. **2016:** Led the Gulf Coast League in walks issued (34). **MISC:** Signed his college letter of intent with the University of Arkansas.

**PRONUNCIATION:** schlez-ner

YR	CLUB	LG	W-L	ERA	G	GS	CG	SHO	SV	IP	H	R	ER	HR	HB	BB	SO	WP	BK
15	GCL Cardinals	GCL	1-0	2.89	5	1	0	0	0	9.1	7	5	3	0	1	6	8	5	0
16	GCL Cardinals	GCL	1-3	9.00	11	5	0	0	0	19.0	15	22	19	0	3	*34	19	7	0
17	Johnson City	Appy	2-3	4.33	12	11	0	0	0	43.2	31	28	21	2	9	*38	61	12	1
Minor League Totals			4-6	5.38	28	17	0	0	0	72.0	53	55	43	2	13	78	88	24	1

**SEEBURGER, Brett J.****LHP**

**Height** - 6'1      **Bats** - L      **Born** - 1/19/95 at Torrance, CA  
**Weight** - 255      **Throws** - L      **Resides** - Oceanside, CA

**SCHOOL** - San Diego State University**HOW OBTAINED** - Cardinals 10th round selection (304th overall) in the June, 2017 First-Year Player Draft.

**CAREER NOTES - PREP:** Two-time First Team Avacado League and Pitcher of the Year junior and senior seasons at Vista HS.

YR	CLUB	LG	W-L	ERA	G	GS	CG	SHO	SV	IP	H	R	ER	HR	HB	BB	SO	WP	BK
17	Johnson City	Appy	1-0	2.33	12	2	0	0	2	27.0	26	7	7	0	2	3	28	0	0
Minor League Totals			1-0	2.33	12	2	0	0	2	27.0	26	7	7	0	2	3	28	0	0

**SEFERINA, Darren F.****INF**

**Height** - 5'9      **Bats** - L      **Born** - 1/24/94 at Willemstad, Curacao  
**Weight** - 180      **Throws** - R      **Resides** - Boynton Beach, FL

**SCHOOL** - Miami-Dade Community College South**HOW OBTAINED** - Cardinals' 5th round selection (165th overall) in the June, 2014 First-Year Player Draft.

**CAREER NOTES - 2017:** Named a Florida State League Mid-Season All-Star as the starting second baseman in the game, went 0-for-2...named FSL Player of the Week (6/26-7/2)...tied for the FSL lead with nine triples...led Cardinals minor leaguers in triples (10) and ranked among the league leaders in runs (67, 7th), hits (123, 6th), walks (54, T3rd) and stolen bases (19, T3rd). **2016:** Ranked 4th in the Florida State League with 32 stolen bases...ranked among Cardinals minor leaguers in stolen bases (32, 2nd) and triples (5, T4th)...posted seven games with multiple stolen bases and a season-high four at St. Lucie (6/24). **2015:** Named to the Midwest League Post-season All-Star team...led the Midwest League in triples (12) and ranked 7th in batting (.295), 5th in slugging (.446)...led Cardinals minor leaguers in triples (12) and ranked in the Top 10 in runs (58, 10th), hits (121, T6th), doubles (26, T4th) and stolen bases (23, T4th)...hit two triples in a game at Kane County (6/21)...had 33 multi-hit games with 11 three-hit games and two season-high four-hit games...stole two bases in four different games...posted an extra base hit in four straight games (7/30-8/2)...batted .353 (6-17) with an RBI and a stolen base in the Midwest League playoffs. **2014:** Named to the New York-Penn League All-Star Game South squad, and pinch-ran in the 9th inning recording a stolen base...ranked 9th in the New York-Penn League in batting (.294) and 3rd in stolen bases (20)...ranked among Cardinals minor leaguers in batting (.294, 7th) and stolen bases (20, T4th). **COLLEGE:** Ranked T13th in the NJCAA with 34 stolen bases, while batting .405 with a home run and 39 RBI...named to the NJCAA World Series team.

YR	CLUB	LG	AVG	G	AB	R	H	2B	3B	HR	RBI	SH	SF	HP	BB	SO	SB	CS	SLG	OBP	E
14	State College	NYP	.294	51	194	28	57	8	3	0	9	1	3	0	21	48	20	5	.366	.358	8
15	Peoria	Mid	.295	107	410	58	121	26	*12	4	33	2	1	1	37	88	23	17	.446	.354	13
16	Palm Beach	FSL	.247	70	275	34	68	7	5	1	15	4	3	2	25	68	32	6	.320	.311	11
17	Palm Beach	FSL	.278	70	270	36	75	11	+9	2	29	1	0	0	33	61	9	4	.407	.356	7
	Springfield	Tex	.277	48	173	31	48	6	1	5	16	1	1	1	21	42	10	3	.410	.357	8
Minor League Totals			.279	346	1322	187	369	58	30	12	102	9	8	4	137	307	94	35	.396	.347	47



## SEIJAS, Alvaro D.

**Height** - 6'0      **Bats** - R      **Born** - 10/10/98 at Maracay, VZ  
**Weight** - 175      **Throws** - R      **Resides** - Tumero, VZ

**HOW OBTAINED** - Signed by the Cardinals as a non-drafted free agent, 7/2/15.

**CAREER NOTES - 2017:** Ranked 9th in the Appalachian League in ERA (4.97). **2016:** Ranked 9th among Cardinals minor league pitchers in ERA (3.38) and opponent batting average (.252)...threw 5.0 scoreless innings of three-hit ball with three strikeouts for a win in the GCL Playoff semi-finals vs. GCL Red Sox (9/4).

**PRONUNCIATION:** SAY-hoss.

YR	CLUB	LG	W-L	ERA	G	GS	CG	SHO	SV	IP	H	R	ER	HR	HB	BB	SO	WP	BK
16	DSL Cardinals	DSL	2-0	4.19	4	4	0	0	0	19.1	20	10	9	0	0	6	22	0	1
	Springfield	Tex	3-2	3.06	10	9	0	0	0	50.0	48	21	17	4	2	13	33	6	1
17	Johnson City	Appy	4-3	4.97	12	12	0	0	0	63.1	79	42	35	2	7	20	63	9	0
Minor League Totals			9-5	4.14	26	25	0	0	0	132.2	147	73	61	6	9	39	118	15	2

RHP

## SELMO, Jean C.

**Height** - 6'2      **Bats** - R      **Born** - 4/25/2000 at Santo Domingo Centro, Dominican Republic  
**Weight** - 190      **Throws** - R      **Resides** - Santiago Domingo, Dominican Republic

**HOW OBTAINED** - Selected by the Cardinals from the Diamondbacks in the Double-A phase of the Rule 5 Draft (12/14/2017)

**CAREER NOTES - MISC:** - Originally signed by the Arizona Diamondbacks.

YR	CLUB	LG	AVG	G	AB	R	H	2B	3B	HR	RBI	SH	SF	HP	BB	SO	SB	CS	SLG	OBP	E
17	DSL Diamondbacks	DSL	.232	45	164	24	38	10	2	3	17	0	1	3	22	51	6	0	.372	.332	3
Minor League Totals			.232	45	164	24	38	10	2	3	17	0	1	3	22	51	6	0	.372	.332	3

OF

## SEXTON, Austin W.

**Height** - 6'1      **Bats** - R      **Born** - 7/17/94 at Huntsville, AL  
**Weight** - 180      **Throws** - R      **Resides** - Madison, AL

**SCHOOL** - Mississippi State University

**HOW OBTAINED** - Cardinals' 18th round selection (556th overall) in the June, 2016 First-Year Player Draft.

YR	CLUB	LG	W-L	ERA	G	GS	CG	SHO	SV	IP	H	R	ER	HR	HB	BB	SO	WP	BK
16	Johnson City	Appy	0-1	3.32	6	6	0	0	0	19.0	19	10	7	1	2	5	13	1	0
17	Palm Beach	FSL	0-0	1.50	2	0	0	0	0	6.0	3	1	1	0	2	2	2	2	0
	Peoria	Mid	4-2	2.49	23	5	0	0	1	47.0	45	19	13	2	5	12	51	5	1
Minor League Totals			4-3	2.63	31	11	0	0	1	72.0	67	30	21	3	9	19	66	8	1

RHP

## SHEW, Anthony E.

**Height** - 6'2      **Bats** - R      **Born** - 11/3/93 at Long Beach, CA  
**Weight** - 205      **Throws** - R      **Resides** - Brookings, OR

**SCHOOL** - University of San Francisco

**HOW OBTAINED** - Signed as a non-drafted free agent, 6/20/2016.

**CAREER NOTES - 2017:** Ranked among the Cardinals minor league pitchers in WHIP (1.05, 9th), opponent BA (.234, 7th) and strikeout/walk ratio (6.36, 3rd)...took the loss in a Midwest League playoff game allowing four runs in 1.2 innings with four strikeouts. **MISC:** Cousin of Kansas City Royals pitcher Ian Kennedy.

YR	CLUB	LG	W-L	ERA	G	GS	CG	SHO	SV	IP	H	R	ER	HR	HB	BB	SO	WP	BK
16	Johnson City	Appy	0-1	6.66	15	1	0	0	0	25.2	43	22	19	3	0	7	21	1	0
17	Palm Beach	FSL	0-0	15.00	1	0	0	0	0	3.0	6	5	5	0	1	1	4	0	0
	State College	NYP	2-2	3.38	4	4	0	0	0	24.0	20	9	9	1	1	2	27	1	0
	Peoria	Mid	5-0	2.95	10	9	0	0	0	58.0	49	21	19	6	2	11	58	3	0
Minor League Totals			7-3	4.23	30	14	0	0	0	110.2	118	57	52	10	4	21	110	5	0

RHP

**SIOMKIN, Keaton M.****RHP**

**Height** - 5'11      **Bats** - R      **Born** - 6/17/92 at San Clemente, CA  
**Weight** - 210      **Throws** - R      **Resides** - Mission Viejo, CA

**SCHOOL** - University of California-Berkeley

**HOW OBTAINED** - Signed as a non-drafted free agent, 6/16/2016.

**CAREER NOTES - 2016:** Led the Appalachian League with five Holds...made three scoreless appearances (3.1 IP) without allowing a hit in the Appalachian League playoffs.

YR	CLUB	LG	W-L	ERA	G	GS	CG	SHO	SV	IP	H	R	ER	HR	HB	BB	SO	WP	BK
16	Johnson City	Appy	2-1	3.60	15	0	0	0	0	20.0	19	11	8	0	1	3	26	2	0
17	State College	NYP	0-0	0.00	2	0	0	0	0	3.1	2	0	0	0	0	0	3	0	0
	Peoria	Mid	0-0	4.00	7	0	0	0	0	9.0	8	4	4	0	0	6	11	2	0
Minor League Totals			2-1	3.34	24	0	0	0	0	32.1	29	15	12	0	1	9	40	4	0

**SOLANO, Enmanuel I.****RHP**

**Height** - 6'2      **Bats** - R      **Born** - 9/23/98 at Santo Domingo Centro, DR  
**Weight** - 175      **Throws** - R      **Resides** - Santo Domingo Oeste, DR

**HOW OBTAINED** - Signed as a non-drafted free agent, 7/2/2016.

**CAREER NOTES - 2017:** Ranked among Cardinals minor league pitchers in WHIP (1.01, 7th) and Toughest to HR Off (182 TBF/O HR).

YR	CLUB	LG	W-L	ERA	G	GS	CG	SHO	SV	IP	H	R	ER	HR	HB	BB	SO	WP	BK
16	DSL Cardinals	DSL	1-1	3.86	11	0	0	0	1	23.1	24	11	10	1	2	4	17	2	1
17	DSL Cardinals	DSL	4-2	3.28	12	9	0	0	0	49.1	39	29	18	0	9	11	36	4	1
Minor League Totals			5-3	3.47	23	9	0	0	1	72.2	63	40	28	1	11	15	53	6	2

**SOLER, Carlos J.****OF**

**Height** - 6'1      **Bats** - L      **Born** - 10/29/1999 at Las Matas de Farfan, Dominican Republic  
**Weight** - 185      **Throws** - R      **Resides** - Santiago Domingo, Dominican Republic

**HOW OBTAINED** - Signed by the Cardinals as a non-drafted free agent, 7/2/2016.

**CAREER NOTES - 2017:** Ranked T2nd among Cardinals minor leaguers with eight triples...posted a 6 RBI game going 4-for-6 with a double and triple at DSL Yankees (6/26).

YR	CLUB	LG	AVG	G	AB	R	H	2B	3B	HR	RBI	SH	SF	HP	BB	SO	SB	CS	SLG	OBP	E
17	DSL Cardinals	DSL	.238	54	202	33	48	7	8	1	23	1	3	7	23	51	7	9	.366	.332	5
Minor League Totals			.238	54	202	33	48	7	8	1	23	1	3	7	23	51	7	9	.366	.332	5

**SORIANO, Larimel M.****RHP**

**Height** - 5'9      **Bats** - R      **Born** - 1/28/2000 at Azua, Dominican Republic  
**Weight** - 200      **Throws** - R      **Resides** - Azua, Dominican Republic

**HOW OBTAINED** - Signed as a non-drafted free agent, 9/8/2016.

YR	CLUB	LG	W-L	ERA	G	GS	CG	SHO	SV	IP	H	R	ER	HR	HB	BB	SO	WP	BK
17	DSL Cardinals	DSL	1-0	4.66	8	0	0	0	1	9.2	13	7	5	1	4	5	7	1	0
Minor League Totals			1-0	4.66	8	0	0	0	1	9.2	13	7	5	1	4	5	7	1	0



## SORIANO, Wilson

INF/OF

**Height** - 5'9      **Bats** - R      **Born** - 12/31/91 at Santo Domingo, Dominican Republic  
**Weight** - 140      **Throws** - R      **Resides** - Boca Chica, Dominican Republic

**HOW OBTAINED** - Signed by the Cardinals as a minor league free agent, 2/5/2018.

**CAREER NOTES** - **2013**: Rated as "Best Outfield Arm" in the Rockies organization by Baseball America. **2012**: Led the Dominican Summer League in sacrifice hits (21) and Toughest to Strike Out (21.38 TPA/SO)...ranked among Dominican Summer League leaders in batting (.354, 6th)...had a 13-game hitting streak (6/16-30) batting .519 (27-52) during the stretch. **2011**: Led the Dominican Summer League in Toughest to Strike Out (23.00 TPA/SO). **MISC**: Originally signed by the Rockies as a non-drafted international free agent, 7/2/2008.

YR	CLUB	LG	AVG	G	AB	R	H	2B	3B	HR	RBI	SH	SF	HP	BB	SO	SB	CS	SLG	OBP	E	
09	DSL Rockies	DSL	.200	52	135	22	27	7	0	0	16	8	3	4	15	11	5	5	.252	.293	14	
10	DSL Rockies	DSL	.213	43	89	14	19	0	1	0	3	4	0	0	16	4	9	6	.236	.333	11	
11	DSL Rockies	DSL	.258	59	178	32	46	7	1	0	18	12	0	0	17	9	18	8	.309	.323	9	
12	DSL Rockies	DSL	.354	66	229	39	81	14	4	0	24	*21	1	6	21	13	27	14	.450	.420	12	
13	Tri-City	Nor	.175	51	177	11	31	2	0	0	8	6	2	2	10	27	7	6	.186	.225	4	
14	Modesto	Cal	.174	9	23	3	4	0	0	0	0	1	0	0	1	3	3	0	.174	.208	2	
	Grand Junction	Pio	.295	28	95	14	28	1	0	1	11	1	1	3	5	7	15	4	.337	.346	11	
	Tri-City	Nor	.385	14	52	6	20	4	2	0	5	0	0	1	1	3	6	4	.538	.407	0	
15	Modesto	Cal	.266	81	278	28	74	4	1	0	21	8	3	3	6	36	17	9	.288	.286	12	
16	Modesto	Cal	.178	22	73	8	13	1	0	0	2	2	0	1	2	10	4	1	.192	.211	1	
	Hartford	Eas	.317	20	60	4	19	2	1	0	7	1	0	0	3	8	2	1	.383	.349	3	
17	Lancaster	Cal	.281	76	263	34	74	14	3	1	37	8	2	1	11	32	30	7	.369	.310	12	
Minor League Totals				.264	521	1652	215	436	56	13	2	152	72	12	21	108	163	143	65	.317	.315	91

## SOTO, Carlos A.

C

**Height** - 6'2      **Bats** - L      **Born** - 4/27/99 at Los Mochis, Mexico  
**Weight** - 250      **Throws** - R      **Resides** - Los Mochis, Mexico

**HOW OBTAINED** - Signed as a non-drafted free agent, 7/2/2016.

**CAREER NOTES** - **CAREER**: Has thrown out 35.3% (18 CS/51 SB ATT) of attempted base stealers. **2017**: Threw out 36.4% (12 CS/33 SB ATT) of attempted base stealers. **2016**: Drew four walks in a game vs. DSL Tigers (7/28)...threw out 27.3% (6 CS-22 SB ATT) of attempted base stealers.

YR	CLUB	LG	AVG	G	AB	R	H	2B	3B	HR	RBI	SH	SF	HP	BB	SO	SB	CS	SLG	OBP	E	
16	DSL Cardinals	DSL	.303	30	99	17	30	6	0	1	10	0	2	1	25	17	0	0	.394	.441	4	
17	GCL Cardinals	GCL	.239	35	113	11	27	2	0	0	12	0	0	1	11	20	0	0	.257	.312	5	
Minor League Totals				.269	65	212	28	57	8	0	1	22	0	2	2	36	37	0	0	.321	.377	9

## SOTO, Franklin A.

INF

**Height** - 5'11      **Bats** - R      **Born** - 9/23/99 at San Cristobal, Dominican Republic  
**Weight** - 170      **Throws** - R      **Resides** - San Cristobal, Dominican Republic

**HOW OBTAINED** - Signed as a non-drafted free agent, 7/2/2016.

YR	CLUB	LG	AVG	G	AB	R	H	2B	3B	HR	RBI	SH	SF	HP	BB	SO	SB	CS	SLG	OBP	E	
17	DSL Cardinals	DSL	.280	55	211	31	59	13	1	1	19	3	4	3	17	42	8	2	.365	.336	27	
Minor League Totals				.280	55	211	31	59	13	1	1	19	3	4	3	17	42	8	2	.365	.336	27

## SOTO, Hector M.

RHP

**Height** - 6'0      **Bats** - R      **Born** - 3/2/99 at Tepic, Nayarit, Mexico  
**Weight** - 185      **Throws** - R      **Resides** - Tepic, Nayarit, Mexico

**HOW OBTAINED** - Signed as a non-drafted free agent, 11/8/2016.

**CAREER NOTES** - **2017**: Was 3rd Toughest to HR Off among Cardinals minor league pitchers (112 TBF/0 HR).

YR	CLUB	LG	W-L	ERA	G	GS	CG	SHO	SV	IP	H	R	ER	HR	HB	BB	SO	WP	BK	
17	DSL Cardinals	DSL	3-2	3.30	15	2	0	0	0	.30.0	27	13	11	0	0	7	27	10	1	
Minor League Totals				3-2	3.30	15	2	0	0	0	.30.0	27	13	11	0	0	7	27	10	1





**SPITZ, Thomas J.**

**OF**

**Height** - 6'0      **Bats** - R      **Born** - 4/16/92 at West Chester, PA  
**Weight** - 190      **Throws** - R      **Resides** - West Chester, PA

**SCHOOL** - Wingate (NC) University

**HOW OBTAINED** - Cardinals 32nd round selection (971st Overall) in the June, 2015 First-Year Player Draft.

**CAREER NOTES - 2017:** Ranked T9th among Cardinals minor leaguers with 46 walks...was 4-for-8 with a double, triple and three RBI in the Florida State League playoffs. **2016:** Tied for 7th among Cardinals minor leaguers with 50 walks.

YR	CLUB	LG	AVG	G	AB	R	H	2B	3B	HR	RBI	SH	SF	HP	BB	SO	SB	CS	SLG	OBP	E	
15	State College	NYP	.233	66	232	35	54	5	3	0	18	0	1	2	30	47	11	1	.280	.325	2	
16	Peoria	Mid	.261	67	218	33	57	5	2	1	23	4	2	3	24	37	9	6	.317	.340	2	
	Springfield	Tex	.250	4	16	1	4	1	0	0	2	0	1	0	1	4	1	0	.313	.278	1	
	Palm Beach	FSL	.247	47	166	21	41	8	1	3	20	2	2	2	25	28	4	5	.361	.349	2	
17	Springfield	Tex	.167	11	18	1	3	1	0	0	1	0	0	0	0	8	1	0	.222	.167	0	
	Palm Beach	FSL	.253	101	360	57	91	16	2	5	27	2	3	3	46	88	11	4	.350	.340	4	
Minor League Totals				248	296	1010	148	250	36	8	9	91	8	9	10	126	212	37	16	.326	.334	11

**ST. CLAIR, Thomas R.**

**RHP**

**Height** - 5'10      **Bats** - R      **Born** - 5/16/94 at Winston-Salem, NC  
**Weight** - 175      **Throws** - R      **Resides** - Winston-Salem, NC

**SCHOOL** - Lenoir-Rhyne (NC) University

**HOW OBTAINED** - Cardinals 24th round selection (724th overall) in the June, 2017 First-Year Player Draft.

YR	CLUB	LG	W-L	ERA	G	GS	CG	SHO	SV	IP	H	R	ER	HR	HB	BB	SO	WP	BK
17	Johnson City	Appy	2-1	3.22	20	0	0	0	4	22.1	11	11	8	1	0	15	32	3	0
Minor League Totals			2-1	3.22	20	0	0	0	4	22.1	11	11	8	1	0	15	32	3	0

**SUAREZ, Ronald E.**

**RHP**

**Height** - 6'4      **Bats** - R      **Born** - 3/5/2000 at Santo Domingo, Dominican Republic  
**Weight** - 195      **Throws** - R      **Resides** - Santo Domingo, Dominican Republic

**HOW OBTAINED** - Signed by the Cardinals as a non-drafted free agent on 9/1/2017.

YR	CLUB	LG	W-L	ERA	G	GS	CG	SHO	SV	IP	H	R	ER	HR	HB	BB	SO	WP	BK
2018 WILL BE FIRST PROFESSIONAL SEASON																			

**SUMMERVILLE, Andrew C.**

**LHP**

**Height** - 6'3      **Bats** - L      **Born** - 9/4/95 at Seattle, WA  
**Weight** - 200      **Throws** - L      **Resides** - Seattle, WA

**SCHOOL** - Stanford University

**HOW OBTAINED** - Cardinals 12th round selection (364th overall) in the June, 2017 First-Year Player Draft.

**CAREER NOTES - 2017:** Led all Cardinals minor league pitchers in ERA (1.64) and opponent BA (.206)...named a New York-Penn League Mid-Season All-Star and collected the final out of the game via strikeout...named NY-Penn League Pitcher of the Week (8/21-27)...held his opposition to two runs or less in each of his 13 appearances (10 starts). **MISC:** Originally selected by the Seattle Mariners in the 34th round (1,011th overall) of the June, 2014 First-Year Player Draft, but did not sign.

YR	CLUB	LG	W-L	ERA	G	GS	CG	SHO	SV	IP	H	R	ER	HR	HB	BB	SO	WP	BK
17	State College	NYP	4-1	1.64	13	10	0	0	1	60.1	44	13	11	4	3	26	52	1	0
Minor League Totals			4-1	1.64	13	10	0	0	1	60.1	44	13	11	4	3	26	52	1	0

**TABATA, Sebastian J.**

**RHP**

**Height** - 6'5      **Bats** - R      **Born** - 2/27/1998 at El Tigre, Venezuela  
**Weight** - 210      **Throws** - R      **Resides** - El Tigre, Venezuela

**HOW OBTAINED** - Signed by the Cardinals as a non-drafted free agent on 11/3/2017.

YR	CLUB	LG	W-L	ERA	G	GS	CG	SHO	SV	IP	H	R	ER	HR	HB	BB	SO	WP	BK
2018 WILL BE FIRST PROFESSIONAL SEASON																			

**TALavera, Carlos A.****Height** - 6'1     **Bats** - S     **Born** - 9/20/96 at Puerto La Cruz, VZ**Weight** - 205     **Throws** - R     **Resides** - Maracay, VZ**HOW OBTAINED** - Signed by the Cardinals as a non-drafted free agent on 7/2/2013.

YR	CLUB	LG	AVG	G	AB	R	H	2B	3B	HR	RBI	SH	SF	HP	BB	SO	SB	CS	SLG	OBP	E	
14	DSL Cardinals	DSL	.197	65	233	31	46	8	4	0	13	2	1	3	32	76	16	4	.266	.301	4	
15	GCL Cardinals	GCL	.188	38	101	15	19	2	1	0	4	0	0	1	15	28	4	4	.228	.299	1	
16	GCL Cardinals	GCL	.221	40	95	12	21	2	1	0	8	1	0	0	7	22	2	2	.263	.275	2	
17	Johnson City	Appy	.212	54	156	30	33	1	1	2	10	5	1	1	26	48	5	6	.269	.326	4	
Minor League Totals				.203	197	585	88	119	13	7	2	35	8	2	5	80	174	27	16	.260	.304	11

OF

**TAVERAS, Leonardo****Height** - 6'4     **Bats** - R     **Born** - 9/7/98 at La Vega, Dominican Republic**Weight** - 195     **Throws** - R     **Resides** - La Vega, Dominican Republic**HOW OBTAINED** - Signed by the Cardinals as a non-drafted free agent on 9/12/2016.

YR	CLUB	LG	W-L	ERA	G	GS	CG	SHO	SV	IP	H	R	ER	HR	HB	BB	SO	WP	BK
17	DSL Cardinals	DSL	1-0	10.13	14	0	0	0	0	18.2	25	25	21	2	1	20	14	4	2
Minor League Totals				1-0	10.13	14	0	0	0	18.2	25	25	21	2	1	20	14	4	2

RHP

**TEWES, Samuel M. (Sam)****Height** - 6'5     **Bats** - R     **Born** - 2/6/95 at Lincoln, NE**Weight** - 235     **Throws** - R     **Resides** - Lincoln, NE**SCHOOL** - Wichita State University**HOW OBTAINED** - Cardinals' 8th round selection (256th overall) in the June, 2016 First-Year Player Draft

**CAREER NOTES - 2017:** Struck out a career-high 11 batters over 6.0 innings vs. Daytona (8/28)...ranked 9th among Cardinals minor league pitchers with 4.6 strikeout/walk ratio. **2016:** Missed his junior year in college and did not play for the Gulf Coast League Cardinals due to a right elbow ligament injury requiring Tommy John surgery. **COLLEGE:** Was a *Collegiate Baseball* Freshman All-American in 2014 going 8-3 with a 3.27 ERA. **MISC:** Previously drafted by the Toronto Blue Jays in the 22nd round of the June, 2013 First-Year player draft.

**PRONUNCIATION:** Tay-VISS

YR	CLUB	LG	W-L	ERA	G	GS	CG	SHO	SV	IP	H	R	ER	HR	HB	BB	SO	WP	BK	
16	GCL Cardinals	GCL	DID NOT PLAY -- INJURED																	
17	State College	NYP	3-3	3.83	7	7	0	0	0	42.1	51	25	18	3	2	9	31	2	0	
	Peoria	Mid	1-0	3.86	1	1	0	0	0	7.0	6	3	3	2	1	0	4	1	0	
	Palm Beach	FSL	3-2	3.09	10	6	0	0	1	43.2	52	23	15	3	2	6	34	4	0	
Minor League Totals				7-5	3.48	18	14	0	0	1	93.0	109	51	36	8	5	15	69	7	0

RHP

**THOMAS, Lane M.****Height** - 6'0     **Bats** - R     **Born** - 8/23/95 at Knoxville, TN**Weight** - 185     **Throws** - R     **Resides** - Knoxville, TN**HOW OBTAINED** - Acquired from Blue Jays in exchange for international cap space, 7/2/2017.**CAREER NOTES - MISC:** selected by Toronto in the 5th round (144th overall) in the June, 2014 First-Year Player Draft

YR	CLUB	LG	AVG	G	AB	R	H	2B	3B	HR	RBI	SH	SF	HP	BB	SO	SB	CS	SLG	OBP	E	
14	GCL Blue Jays	GCL	.260	34	131	21	34	8	4	0	11	0	0	0	21	33	7	3	.382	.362	7	
	Bluefield	Appy	.323	18	65	10	21	4	0	1	8	0	1	1	6	16	2	0	.431	.384	6	
15	Vancouver	NWL	.225	43	169	20	38	13	0	5	33	0	5	1	8	34	5	4	.391	.257	13	
	Lansing	Mid	.114	9	35	1	4	2	0	0	2	0	0	0	3	10	1	0	.171	.184	7	
16	GCL Blue Jays	GCL	.429	6	21	8	9	5	0	1	4	0	0	0	2	6	2	1	.810	.478	0	
17	Dunedin	FSL	.252	73	274	34	69	12	6	4	38	1	4	2	27	84	8	7	.383	.319	3	
	Palm Beach	FSL	.257	9	35	5	9	0	1	0	3	0	1	0	3	10	2	2	.314	.308	0	
Minor League Totals				.242	273	1012	149	245	58	12	18	126	3	11	7	115	300	44	22	.376	.321	36

OF

**THOMSON, Andrew C. (Colton)****LHP****Height** - 6'0      **Bats** - L      **Born** - 7/22/92 at Mesa, AZ  
**Weight** - 205      **Throws** - L      **Resides** - Gilbert, AZ**SCHOOL** - University of New Mexico**HOW OBTAINED** - Signed by the Cardinals as a non-drafted free agent on 6/18/2016.**CAREER NOTES - 2017:** Ranked T3rd in the New York-Penn League in Holds (5)...struck out a batter in 18-of-20 relief appearances. **2016:** Ranked 5th among Gulf Coast League relief pitchers in opponent BA (.182)...threw two scoreless relief appearances for 5.1 innings allowing one hit with six strikeouts in the Gulf Coast League playoffs. **COLLEGE:** Played two years at Scottsdale Community College where he was a First Team All-American.

YR	CLUB	LG	W-L	ERA	G	GS	CG	SHO	SV	IP	H	R	ER	HR	HB	BB	SO	WP	BK
16	GCL Cardinals	GCL	1-0	1.03	16	0	0	0	5	26.1	16	5	3	0	0	10	29	0	0
17	State College	NYP	0-0	2.45	8	0	0	0	0	11.0	12	5	3	0	0	3	20	0	0
	Peoria	Mid	1-1	4.15	12	0	0	0	1	17.1	15	8	8	2	1	7	26	1	0
Minor League Totals			2-1	2.30	36	0	0	0	6	54.2	43	18	14	2	1	20	75	1	0

**TILLEY, Leland P.****RHP****Height** - 6'2      **Bats** - R      **Born** - 1/9/92 at Visalia, CA  
**Weight** - 240      **Throws** - R      **Resides** - Visalia, CA**SCHOOL** - Bellevue (NE) University**HOW OBTAINED** - Cardinals 32nd round selection (976th Overall) in the June, 2016 First-Year Player Draft.**CAREER NOTES - 2017:** Allowed an earned run in his first appearance of the season in State College and did not allow another earned run until his last appearance of the regular season (20 app. in between)...posted an 0.54 ERA in 33.0 innings...led all Cardinals minor leaguers with an 0.73 WHIP...stranded 11-of-12 inherited runners (8.3% IRS)...walked three and allowed two earned runs in one-third of an inning during the Midwest League playoffs. **2016:** Made two relief appearances posting a 3.38 ERA over 2.2 innings in the Appalachian League playoffs.

YR	CLUB	LG	W-L	ERA	G	GS	CG	SHO	SV	IP	H	R	ER	HR	HB	BB	SO	WP	BK
16	Johnson City	Apy	2-0	3.09	18	0	0	0	4	23.1	25	9	8	0	3	12	25	4	0
17	State College	NYP	1-0	0.66	9	0	0	0	0	13.2	8	5	1	0	2	5	14	0	0
	Peoria	Mid	0-0	0.47	13	0	0	0	1	19.1	7	2	1	1	3	4	19	1	0
Minor League Totals			3-0	1.60	40	0	0	0	5	56.1	40	16	10	1	8	21	58	5	0

**TRAYNER, Spencer G.****RHP****Height** - 5'10      **Bats** - R      **Born** - 12/22/94 at Tampa, FL  
**Weight** - 185      **Throws** - R      **Resides** - Tampa, FL**SCHOOL** - University of North Carolina-Chapel Hill**HOW OBTAINED** - Cardinals 25th round selection (766th Overall) in the June, 2016 First-Year Player Draft.**CAREER NOTES - CAREER:** 5-of-9 saves have been four outs or more. **2016:** Allowed only four runs all season, all four came via three home runs...3-of-4 saves were four outs or more. **MISC:** Was a high school teammate of John Kilichowski (Tampa Jesuit) and a college teammate of Zac Gallen (North Carolina), two members of the Cardinals 2016 draft class.

YR	CLUB	LG	W-L	ERA	G	GS	CG	SHO	SV	IP	H	R	ER	HR	HB	BB	SO	WP	BK
16	State College	NYP	1-0	0.52	18	1	0	0	4	34.1	23	4	2	3	0	5	21	3	0
17	Peoria	Mid	0-1	5.56	9	0	0	0	0	11.1	17	7	7	1	1	4	12	2	0
	State College	NYP	5-1	2.52	17	0	0	0	5	25.0	23	9	7	2	2	14	25	0	0
Minor League Totals			6-2	2.04	44	1	0	0	9	70.2	63	20	16	6	3	23	58	5	0

**TROMPIZ, Anthony J.****RHP****Height** - 6'2      **Bats** - R      **Born** - 11/20/97 at El Vinculo, VZ  
**Weight** - 240      **Throws** - R      **Resides** - Punto Fijo, VZ**HOW OBTAINED** - Signed by the Cardinals as a non-drafted free agent, 7/2/2015.

YR	CLUB	LG	W-L	ERA	G	GS	CG	SHO	SV	IP	H	R	ER	HR	HB	BB	SO	WP	BK
15	DSL Cardinals	DSL	0-0	12.15	6	0	0	0	0	6.2	12	9	9	0	0	5	5	2	0
16	DSL Cardinals	DSL	DID NOT PLAY -- INJURED																
17	DSL Cardinals	DSL	2-3	4.38	19	0	0	0	0	24.2	32	22	12	2	4	13	16	1	1
Minor League Totals			2-3	6.03	25	0	0	0	0	31.1	44	31	21	2	4	18	21	3	1



## TROSCLAIR, Stefan T.

1B

**Height** - 6'2      **Bats** - R      **Born** - 7/23/94 at Lake Charles, LA

**Weight** - 205      **Throws** - R      **Resides** - Sulphur, LA

**SCHOOL** - University of Louisiana-Lafayette

**HOW OBTAINED** - Cardinals' 20th round selection (616th overall) in the June, 2016 First-Year Player Draft.

**CAREER NOTES - 2017:** Named a Midwest League Mid-Season All-Star, entered in reserve at first base and right field and was 1-for-2 with two stolen bases and a run scored...ranked 5th in the Midwest League in on-base percentage (.374)...ranked among Cardinals minor leaguers in home runs (15, T7th), RBI (59, T6th), triples (6, T5th), stolen bases (14, 9th), walks (56, 2nd) and OPS (.832, 8th)...hit two home runs in a game at Bowling Green (7/23)...smacked a grand slam vs. Clinton (8/19) off Nick Wells...rated as the "Best Defensive First Baseman" in the Midwest League by Baseball America...was 2-for-11 with a home run and two runs scored in the Midwest League playoffs. **2016:** Was 3-for-12 with a home run, triple, 3 RBI and three walks during the Gulf Coast League playoffs. **COLLEGE:** Ranked 12th in Division 1 home runs with 16 in 2015 and hit 23 over his final two seasons with the Ragin' Cajuns. **PRONUNCIATION:** STEFF-en TROSS-clair

YR	CLUB	LG	AVG	G	AB	R	H	2B	3B	HR	RBI	SH	SF	HP	BB	SO	SB	CS	SLG	OBP	E
16	GCL Cardinals	GCL	.279	40	129	20	36	6	0	5	22	0	3	8	13	25	2	2	.442	.373	1
17	Peoria	Mid	.272	111	404	61	110	18	6	15	59	2	6	13	56	114	14	4	.458	.374	11
Minor League Totals			.274	151	533	81	146	24	6	20	81	2	9	21	69	136	16	6	.454	.373	12

## URIAS, Ramon F.

INF

**Height** - 5'10      **Bats** - R      **Born** - 6/3/94 at Magdalena de Kino, Mexico

**Weight** - 150      **Throws** - R      **Resides** - Magdalena de Kino, Mexico

**HOW OBTAINED** - Signed by the Cardinals as a minor league free agent, 1/4/2018.

**CAREER NOTES - 2017:** Mexican League All-Star...led the Mexican League with 91 runs scored and 25 hit by pitch...ranked among Mexican League leaders in extra base hits (51, T2nd), on-base percentage (.433, 5th), slugging (.577, 4th) and total bases (224, T4th)...posted a 32-game on-base streak from 5/12-6/21 with a .468 OBP during the stretch (T6th in Mexican League)...hit two grand slams (vs. Yucatan 4/11 off Carlos Pech & 4/26 vs. Saltillo off Linder Castro)...had four multi-home run games with a career-high 3 HR vs. Aguascalientes (5/13). **2016:** Ran off a 27-game on-base streak from 4/29-5/29 with a .446 on-base percentage during the stretch. **2015:** Ranked 7th in the Mexican League with a .351 batting average and 2nd in the league with 91 runs scored...batted .263 in six Mexican League playoff games. **2014:** Batted .393 (11-28) with a home run and 4 RBI in nine games during the Mexican League playoffs helping the Diablos Rojos to a league championship.

YR	CLUB	LG	AVG	G	AB	R	H	2B	3B	HR	RBI	SH	SF	HP	BB	SO	SB	CS	SLG	OBP	E
11	DSL Rangers	DSL	.213	49	122	14	26	5	0	1	13	4	2	9	15	20	2	1	.279	.338	2
12	DSL Rangers	DSL	.268	56	190	28	51	11	0	1	36	6	3	10	14	16	3	3	.342	.346	8
13	Mexico City	Mex	.300	12	10	3	3	1	0	0	3	1	0	0	2	0	1	.400	.300	0	
14	Mexico City	Mex	.262	85	233	37	61	12	3	6	39	3	0	11	17	46	4	6	.416	.341	5
15	Mexico City	Mex	.351	106	399	91	140	20	4	10	55	12	4	11	32	52	12	8	.496	.410	10
16	Mexico City	Mex	.301	43	136	42	41	9	1	0	20	0	1	14	14	26	6	2	.382	.418	12
17	Mexico City	Mex	.340	106	388	*91	132	29	3	19	79	4	3	*25	41	75	12	10	.577	.433	18
Minor League Totals			.247	105	312	42	77	16	0	2	49	10	5	19	29	36	5	4	.317	.342	10
Mexican League Totals			.323	352	1166	264	377	71	11	35	196	20	8	61	104	201	34	27	.493	.405	45

## VANCE, Ross T.

LHP

**Height** - 5'11      **Bats** - L      **Born** - 12/7/91 at McKinney, TX

**Weight** - 180      **Throws** - L      **Resides** - Visalia, CA

**SCHOOL** - West Virginia University

**HOW OBTAINED** - Signed by the Cardinals as a non-drafted free agent, 6/18/2016.

**CAREER NOTES - 2017:** Ranked among Cardinals minor league pitchers in games pitched (40, T8th) and Toughest to HR Off (253 TBF/HR, 6th). **2016:** Struck out a career-high 11 batters in Game 2 of an Appalachian League playoff semi-final start at Elizabethton (9/3), leading all postseason participants in strikeouts...ranked among Cardinals minor league pitchers in strikeouts/9 IP (12.15, 3rd), strikeout/walk ratio (6.75, 3rd) and WHIP (1.05, 6th).

YR	CLUB	LG	W-L	ERA	G	GS	CG	SHO	SV	IP	H	R	ER	HR	HB	BB	SO	WP	BK
16	Johnson City	Appy	3-0	2.48	14	3	0	0	0	40.0	34	14	11	2	6	8	54	3	0
17	Springfield	Tex	0-0	0.00	2	0	0	0	0	2.0	2	0	0	0	1	1	0	1	1
	Palm Beach	FSL	2-6	5.31	38	3	0	0	1	59.1	76	41	35	1	11	27	64	4	0
Minor League Totals			5-6	4.09	54	6	0	0	1	101.1	112	55	46	3	18	36	118	8	1

**VENTURA, Francis R.****RHP****Height** - 6'1     **Bats** - R     **Born** - 7/22/99 at Puerto Plata, DR**Weight** - 205     **Throws** - R     **Resides** - Maimon, DR**HOW OBTAINED** - Signed by the Cardinals as a non-drafted free agent, 8/3/2015.**CAREER NOTES: 2017:** Led all Cardinals minor league pitchers in Toughest to HR Off (212 TBF/0 HR).

YR	CLUB	LG	W-L	ERA	G	GS	CG	SHO	SV	IP	H	R	ER	HR	HB	BB	SO	WP	BK
16	DSL Cardinals	DSL	3-1	1.86	9	3	0	0	2	29.0	21	10	6	0	6	9	25	2	3
17	DSL Cardinals	DSL	2-2	3.74	12	12	0	0	0	53.0	58	30	22	0	6	19	35	3	0
Minor League Totals			5-3	3.07	21	15	0	0	2	82.0	79	40	28	0	12	28	60	5	3

**VOYLES, James D. (Jim)****RHP****Height** - 6'7     **Bats** - R     **Born** - 3/20/95 at Atlanta, GA**Weight** - 220     **Throws** - R     **Resides** - Atlanta, GA**SCHOOL** - Florida State University**HOW OBTAINED** - Cardinals' 38th round selection (1,144th overall) in the June, 2017 First-Year Player Draft.**CAREER NOTES: COLLEGE:** Finished his career at Florida State with an 11-2 record and a 3.48 ERA in 77 appearances.**MISC:** His twin brother, Ed, was a pitcher on the Seminole baseball team.

YR	CLUB	LG	W-L	ERA	G	GS	CG	SHO	SV	IP	H	R	ER	HR	HB	BB	SO	WP	BK
17	GCL Cardinals	GCL	0-1	8.18	8	1	0	0	1	11.0	13	10	10	1	0	2	7	3	0
Minor League Totals			0-1	8.18	8	1	0	0	1	11.0	13	10	10	1	0	2	7	3	0

**WALSH, Jacob D. (Jake)****RHP****Height** - 6'1     **Bats** - R     **Born** - 7/20/95 at Indialantic, FL**Weight** - 200     **Throws** - R     **Resides** - Indialantic, FL**SCHOOL** - Florida Southern College**HOW OBTAINED** - Cardinals' 16th round selection (484th overall) in the June, 2017 First-Year Player Draft.**CAREER NOTES: 2017:** Struck out a batter in each of his 16 relief appearances with a season high 5 in 2.0 IP at Greenville (7/6)...did not allow a run in 12.1 scoreless innings (7/18-8/8)...earned in a win in three straight appearances (7/14-22)...held right-handed batters to an .034 BA (2-58) with zero extra base hits.

YR	CLUB	LG	W-L	ERA	G	GS	CG	SHO	SV	IP	H	R	ER	HR	HB	BB	SO	WP	BK
17	Johnson City	Appy	5-0	0.95	16	0	0	0	0	28.1	12	8	3	1	0	10	39	2	0
Minor League Totals			5-0	0.95	16	0	0	0	0	28.1	12	8	3	1	0	10	39	2	0

**WARNER, Austin S.****LHP****Height** - 5'11     **Bats** - L     **Born** - 6/27/94 at Louisville, KY**Weight** - 185     **Throws** - L     **Resides** - Louisville, KY**SCHOOL** - Bellarmine (KY) University**HOW OBTAINED** - Signed by the Cardinals as a non-drafted free agent, 6/23/2017.**CAREER NOTES: 2017:** Ranked among Cardinals minor league pitchers in ERA (2.44, 4th) and strikeouts/9 IP (10.48, 9th)... did not walk a batter to 19 strikeouts in 11.2 innings at the Gulf Coast League level...took a loss in the Midwest League playoffs tossing 6.0 innings allowing four runs.

YR	CLUB	LG	W-L	ERA	G	GS	CG	SHO	SV	IP	H	R	ER	HR	HB	BB	SO	WP	BK
16	River City (Ind.)	Fron	4-1	4.42	10	6	0	0	0	38.2	42	19	19	6	5	14	42	1	0
17	River City (Ind.)	Fron	2-0	3.74	6	6	0	0	0	33.2	34	15	14	2	2	12	32	0	0
17	Palm Beach	FSL	1-0	0.00	1	0	0	0	0	3.0	2	0	0	0	0	1	3	0	0
	GCL Cardinals	GCL	1-0	0.77	3	2	0	0	0	11.2	9	2	1	0	0	0	19	1	1
	Peoria	Mid	2-4	3.00	9	9	0	0	0	48.0	43	21	16	4	1	14	51	0	0
Minor League Totals			4-4	2.44	13	11	0	0	0	62.2	54	23	17	4	1	15	73	1	1
Independent League Totals			6-1	4.11	16	12	0	0	0	72.1	76	34	33	8	7	26	74	1	0



## WHALEN, Brady I.L.

SS

Height - 6'5      Bats - S      Born - 1/15/98 at Vancouver, WA

Weight - 195      Throws - R      Resides - Vancouver, WA

SCHOOL - Union (WA) High School

HOW OBTAINED - Cardinals' 12th round selection (376th overall) in the June, 2016 First-Year Player Draft.

CAREER NOTES - 2017: Hit two home runs vs. Kingsport (8/7) and drove in a career-high 5 RBI vs. Danville (7/22). **MISC:** His father, Shawn, is a Milwaukee Brewers area scout and played four seasons in the Padres organization...his brother Caleb is an outfielder in the Brewers organization.

YR	CLUB	LG	AVG	G	AB	R	H	2B	3B	HR	RBI	SH	SF	HP	BB	SO	SB	CS	SLG	OBP	E
16	GCL Cardinals	GCL	.178	25	73	7	13	2	0	1	11	0	1	1	8	9	0	1	.247	.265	3
17	Johnson City	Appy	.221	53	190	36	42	12	2	7	34	0	2	4	34	37	2	2	.416	.348	16
Minor League Totals			.209	78	263	43	55	14	2	8	45	0	3	5	42	46	2	3	.369	.326	19

## WHITLEY, Kodi J.

RHP

Height - 6'3      Bats - R      Born - 2/21/95 at Clayton, NC

Weight - 220      Throws - R      Resides - Clayton, NC

SCHOOL - University of Mount Olive (NC)

HOW OBTAINED - Cardinals' 27th round selection (814th overall) in the June, 2017 First-Year Player Draft.

CAREER NOTES: 2017: Did not allow a home run in 68 total batters faced.

YR	CLUB	LG	W-L	ERA	G	GS	CG	SHO	SV	IP	H	R	ER	HR	HB	BB	SO	WP	BK
17	GCL Cardinals	GCL	0-0	1.84	12	0	0	0	2	14.2	15	4	3	0	1	3	19	2	0
	Palm Beach	FSL	0-0	0.00	1	0	0	0	0	3.0	1	0	0	0	0	1	3	0	0
Minor League Totals			0-0	1.53	13	0	0	0	2	17.2	16	4	3	0	1	4	22	2	0

## WILLIAMS, Donovan

INF/OF

Height - 6'0      Bats - R      Born - 7/25/99 at Oaklawn, IL

Weight - 200      Throws - R      Resides - Oaklawn, IL

SCHOOL - Harold L Richards (IL) High School

HOW OBTAINED - Cardinals' 14th round selection (424th overall) in the June, 2017 First-Year Player Draft.

CAREER NOTES - **MISC:** Signed his college letter of intent to Illinois State University.

YR	CLUB	LG	AVG	G	AB	R	H	2B	3B	HR	RBI	SH	SF	HP	BB	SO	SB	CS	SLG	OBP	E
17	GCL Cardinals	GCL	.204	33	98	17	20	1	2	1	16	0	3	3	11	25	2	3	.286	.296	5
Minor League Totals			.204	33	98	17	20	1	2	1	16	0	3	3	11	25	2	3	.286	.296	5

## WILLIAMS, Ronald E. (Ronnie)

RHP

Height - 5'11      Bats - R      Born - 1/6/96 at Miami, FL

Weight - 180      Throws - R      Resides - Miami, FL

SCHOOL - American Senior (FL) High School

HOW OBTAINED - Cardinals' 2nd round selection (68th overall) in the June, 2014 First-Year Player Draft.

CAREER NOTES - 2017: Ranked 3rd among Midwest League relief pitchers with a 10.52 strikeouts/9 IP...threw 1.0 scoreless inning in the Midwest League playoffs. 2016: Ranked 2nd among Cardinals minor league pitchers in opponent BA (.221)...struck out a career-high 10 batters vs. Brooklyn (6/30). 2015: Ranked 10th in the Appalachian League in ERA (3.70) and 2nd in opponent batting average (.223). **PREP:** Helped American Senior High School to its first FHSAA State Championship...was 8-2 with an 0.97 ERA. **MISC:** Signed his letter of intent with Florida A&M University.

YR	CLUB	LG	W-L	ERA	G	GS	CG	SHO	SV	IP	H	R	ER	HR	HB	BB	SO	WP	BK
14	GCL Cardinals	GCL	0-5	4.71	10	8	0	0	1	36.1	39	22	19	1	4	9	30	4	0
15	Johnson City	Appy	3-3	3.70	12	12	0	0	0	56.0	45	31	23	5	6	25	43	6	0
16	State College	NYP	4-2	2.72	7	7	0	0	0	46.1	37	17	14	1	5	7	33	5	0
	Peoria	Mid	1-3	4.29	6	6	0	0	0	35.2	31	19	17	7	4	17	36	3	0
17	Peoria	Mid	4-6	6.94	36	7	0	0	1	83.0	91	65	64	12	10	46	95	7	1
Minor League Totals			12-19	4.79	71	40	0	0	2	257.1	243	154	137	26	29	104	237	25	1

**WILSON, Irving A. (Alexis)****C****Height** - 5'10     **Bats** - R     **Born** - 8/13/96 at Mochis, Mexico**Weight** - 200     **Throws** - R     **Resides** - Los Mochis, Mexico**HOW OBTAINED** - Signed by the Cardinals as a non-drafted free agent on 3/28/2014.**CAREER NOTES - CAREER:** Has thrown out 47.1% (65 CS/138 SB ATT) of attempted base stealers. **2017:** Threw out 40.0% (8 CS/20 SB ATT) of attempted base stealers. **2016:** Threw out 53.1% (26 CS/49 SB ATT) of attempted base stealers. **2015:** Threw out 42.9% (24 CS/56 SB ATT) of attempted base stealers...ranked T9th among Cardinals minor leaguers with four triples...batted .379 (11-29) with runners in scoring position. **2014:** Threw out 53.8% (7 CS/13 SB ATT) of attempted base stealers.

YR	CLUB	LG	AVG	G	AB	R	H	2B	3B	HR	RBI	SH	SF	HP	BB	SO	SB	CS	SLG	OBP	E
14	DSL Cardinals	DSL	.211	6	19	2	4	0	0	2	4	0	0	1	2	3	0	0	.526	.318	1
15	DSL Cardinals	DSL	.248	27	101	14	25	6	4	2	21	0	0	4	10	16	0	0	.446	.339	5
16	DSL Cardinals	DSL	.231	11	39	6	9	1	0	0	7	0	1	0	9	6	0	0	.256	.367	0
	GCL Cardinals	GCL	.223	30	94	9	21	6	0	11	0	1	4	10	23	0	0	0	.287	.321	3
17	Johnson City	Appy	.255	30	102	7	26	7	1	2	17	0	2	1	15	16	0	0	.402	.350	2
	State College	NYP	.000	1	3	1	0	0	0	0	0	0	0	0	1	2	0	0	.000	.250	0
Minor League Totals			.237	105	358	39	85	20	5	6	60	0	4	10	47	66	0	0	.372	.339	11

**WOODMAN, John B. (J.B.)****OF****Height** - 6'1     **Bats** - L     **Born** - 12/13/94 at Orlando, FL**Weight** - 195     **Throws** - R     **Resides** - Orlando, FL**SCHOOL** - University of Mississippi**HOW OBTAINED** - Acquired by the Cardinals from the Blue Jays in exchange for INF Aledmys Diaz, 12/1/17.**CAREER NOTES - 2017:** Ranked 4th in the Midwest League with 157 strikeouts. **2016:** MiLB.com Organization All-Star for the Blue Jays. **COLLEGE:** Helped Ole Miss reach the College World Series in his freshman year in 2014 (first appearance since 1972)...tied for the Southeastern Conference lead with 14 home runs and named a Second Team All-American by *Baseball America* as a junior in 2016...was the highest Rebel chosen in the MLB Draft since Drew Pomeranz in 2010 (1st round, 5th overall), and first Ole Miss outfielder taken as high as the second round since Seth Smith in 2004 (2nd round, 50th overall).**MISC:** Originally selected by the Mets in the 40th round (1,196th overall) of the June, 2013 First-Year Player Draft, but did not sign...drafted by the Blue Jays in the 2nd round (57th overall) of the June, 2016 First-Year Player Draft...played for Falmouth Commodores in the 2015 Cape Cod League.

YR	CLUB	LG	AVG	G	AB	R	H	2B	3B	HR	RBI	SH	SF	HP	BB	SO	SB	CS	SLG	OBP	E
16	Vancouver	NWL	.272	54	195	28	53	18	1	3	24	0	3	4	30	72	10	2	.421	.375	0
	Lansing	Mid	.441	9	34	5	15	2	0	1	5	0	1	0	4	13	0	1	.588	.487	1
17	Lansing	Mid	.240	96	362	44	87	19	5	7	45	2	5	40	157	8	4	.378	.699	5	
Minor League Totals			.262	159	591	77	155	39	6	74	74	2	9	9	74	242	18	7	.348	.404	6

**YEDIS, Miguel A.****RHP****Height** - 6'4     **Bats** - R     **Born** - 12/18/2000 at La Romana, Dominican Republic**Weight** - 160     **Throws** - R     **Resides** - La Romana, Dominican Republic**HOW OBTAINED** - Signed by the Cardinals as a non-drafted free agent on 9/1/2017.

YR	CLUB	LG	W-L	ERA	G	GS	CG	SHO	SV	IP	H	R	ER	HR	HB	BB	SO	WP	BK
2018 WILL BE FIRST PROFESSIONAL SEASON																			

**YEPEZ, Juan D.****3B/1B****Height** - 6'1     **Bats** - R     **Born** - 2/19/98 at Caracas, Venezuela**Weight** - 215     **Throws** - R     **Resides** - Miranda, Venezuela**HOW OBTAINED** - Acquired by Cardinals from the Braves in exchange for 1B Matt Adams, 5/20/17.**CAREER NOTES - 2017:** Popped two home runs vs. Clinton (6/11)...had a season-high 5 RBI at Clinton (8/8)...was 2-for-10 with an RBI and a walk in the Midwest League playoffs.

YR	CLUB	LG	AVG	G	AB	R	H	2B	3B	HR	RBI	SH	SF	HP	BB	SO	SB	CS	SLG	OBP	E
15	GCL Braves	GCL	.206	31	98	12	30	9	1	1	17	0	2	1	16	26	3	2	.449	.402	1
	Danville	Appy	.291	28	103	12	30	7	1	3	14	0	2	0	6	29	0	1	.466	.324	5
16	GCL Braves	GCL	.200	3	10	0	2	0	0	0	1	0	0	0	3	0	0	0	.200	.200	1
	Rome	SAL	.261	23	92	10	24	5	0	1	7	0	0	1	7	23	0	0	.348	.320	2
17	Rome	SAL	.275	36	142	15	39	13	0	1	15	0	2	0	8	32	4	1	.387	.309	8
	Peoria	Mid	.260	80	304	33	79	16	1	7	47	0	2	3	19	72	6	1	.388	.308	13
Minor League Totals			.272	201	749	82	204	50	3	13	101	0	8	5	56	185	13	5	.399	.324	30



**YNFANTE, Wadye J.**

INF

**Height** - 6'1      **Bats** - R      **Born** - 8/15/97 at Santiago de los Caballeros, DR  
**Weight** - 165      **Throws** - R      **Resides** - Santo Domingo, DR

**HOW OBTAINED** - Signed by the Cardinals as a non-drafted free agent on 2/10/2014.

**CAREER NOTES - 2017:** Ranked among Cardinals minor leaguers in slugging (.491, 4th) and OPS (.865, 4th)...collected two multi-home run games (7/13 vs. Bristol & 7/25 vs. Burlington). **2016:** Ranked 10th in the Dominican Summer League with a .331 batting average...reached base safely in 23 straight games, T10th-longest in the Dominican Summer League with a .470 OBP during the stretch...ranked among Cardinals minor leaguers in batting .308 (9th) and on-base percentage (.404, 5th).

**2015:** Ranked 3rd in the Dominican Summer League with a 21-game hitting streak from 6/4-7/13, rattling off a .385 batting average (37-96) during the stretch...posted a 24-game on-base streak (6/2-7/13) with a .403 on-base percentage...ranked 7th among Cardinals minor leaguers with a .311 batting average and 9th in slugging (.458).

**PRONUNCIATION:** wah-dee-A

YR	CLUB	LG	AVG	G	AB	R	H	2B	3B	HR	RBI	SH	SF	HP	BB	SO	SB	CS	SLG	OBP	E	
14	DSL Cardinals	DSL	.200	46	150	15	30	5	3	2	11	3	0	2	21	56	11	2	.313	.306	8	
15	DSL Cardinals	DSL	.311	49	212	32	66	16	3	3	34	2	2	2	16	42	4	5	.458	.362	4	
16	DSL Cardinals	DSL	.331	49	181	51	60	15	2	1	27	0	3	4	29	40	9	0	.453	.429	1	
	GCL Cardinals	GCL	.059	5	17	1	1	0	0	0	1	1	0	0	1	4	0	1	.059	.111	1	
17	Johnson City	Appy	.299	43	167	27	50	11	0	7	23	0	0	3	17	51	11	3	.491	.374	2	
Minor League Totals				285	193	727	126	207	47	8	13	95	6	5	11	84	193	35	11	.425	.365	16

**YOKLEY, Benjamin C. (Ben)**

RHP

**Height** - 6'0      **Bats** - R      **Born** - 9/1/92 at Estes Park, CO  
**Weight** - 190      **Throws** - R      **Resides** - Arvada, CO

**SCHOOL** - United States Air Force Academy

**HOW OBTAINED** - Cardinals 29th round selection (881st Overall) in the June, 2015 First-Year Player Draft.

**CAREER NOTES - COLLEGE:** Set the Air Force Academy school record with 95 career appearances...did not allow a home run in 593 career batters faced. **MISC:** Joined Lt. Mitch Harris as two graduates from United States Military Academies in the Cardinals organization...member of Cadet Squadron 34, "Loose Hawgs"

**PRONUNCIATION:** YOKE-lee.

YR	CLUB	LG	W-L	ERA	G	GS	CG	SHO	SV	IP	H	R	ER	HR	HB	BB	SO	WP	BK
15	Johnson City	Appy	0-0	5.40	7	0	0	0	1	13.1	16	8	8	2	0	4	15	0	0
16	ON MILITARY LIST																		
17	ON MILITARY LIST																		
Minor League Totals			0-0	5.40	7	0	0	0	1	13.1	16	8	8	2	0	4	15	0	0

**YOUNG, Andrew J. (Andy)**

INF

**Height** - 6'0      **Bats** - R      **Born** - 5/10/94 at West Fargo, ND  
**Weight** - 195      **Throws** - R      **Resides** - West Fargo, ND

**SCHOOL:** Indiana State University

**HOW OBTAINED** - Selected by the Cardinals in the 37th round (1,126th overall) of the June, 2016 First-Year Player Draft.

**CAREER NOTES - 2017:** Ranked among Cardinals minor leaguers in home run (17, T3rd), RBI (59, T6th), triples (4, T9th), slugging (.471, 7th) and OPS (.830, 9th)...had a career-high 6 RBI at Burlington (5/28). **2016:** Hit first professional grand slam vs. Batavia (8/25) off Geral Silva.

YR	CLUB	LG	AVG	G	AB	R	H	2B	3B	HR	RBI	SH	SF	HP	BB	SO	SB	CS	SLG	OBP	E	
16	GCL Cardinals	GCL	.323	11	31	7	10	2	1	0	5	1	0	4	7	3	0	0	.452	.500	1	
	State College	NYP	.261	42	161	26	42	3	5	3	19	2	3	6	10	44	3	0	.398	.322	6	
17	Peoria	Mid	.284	58	211	31	60	11	4	12	38	1	0	10	22	54	5	2	.545	.379	2	
	Palm Beach	FSL	.265	57	196	24	52	9	0	5	20	1	4	10	10	49	3	0	.388	.327	4	
	Springfield	Tex	.667	2	3	2	2	0	0	0	1	0	0	1	1	1	0	0	.667	.800	13	
Minor League Totals				276	170	602	90	166	25	10	20	83	5	7	31	50	151	11	2	.450	.358	26

**ZAMORA, Dionis A.**

RHP

**Height** - 6'0      **Bats** - R      **Born** - 8/2/96 at Caracas, Venezuela  
**Weight** - 205      **Throws** - R      **Resides** - Caracas, Venezuela

**HOW OBTAINED** - Signed by the Cardinals as a non-drafted free agent on 6/2/2017.

**CAREER NOTES - 2017:** Tied for 7th among Cardinals minor league pitchers with six saves.

YR	CLUB	LG	W-L	ERA	G	GS	CG	SHO	SV	IP	H	R	ER	HR	HB	BB	SO	WP	BK
17	DSL Cardinals	DSL	2-4	2.56	21	4	0	0	6	38.2	34	15	11	1	3	20	42	6	0
Minor League Totals			2-4	2.56	21	4	0	0	6	38.2	34	15	11	1	3	20	42	6	0

MINOR LEAGUE PLAYERS



**ZAPATA, Cristoffer****LHP****Height** - 6'3      **Bats** - L      **Born** - 10/30/98 at Los Llanos, Dominican Republic**Weight** - 185      **Throws** - L      **Resides** - Los Llanos, Dominican Republic**HOW OBTAINED** - Signed by the Cardinals as a non-drafted free agent on 9/6/2016.**CAREER NOTES** - 2017: Did not allow a home run to 78 total batters faced.

YR	CLUB	LG	W-L	ERA	G	GS	CG	SHO	SV	IP	H	R	ER	HR	HB	BB	SO	WP	BK
17	DSL Cardinals	DSL	0-0	7.62	14	0	0	0	0	13.0	17	12	11	0	0	23	10	8	0
Minor League Totals			0-0	7.62	14	0	0	0	0	13.0	17	12	11	0	0	23	10	8	0

**ZGARDOWSKI, Jason, T.****RHP****Height** - 6'5      **Bats** - R      **Born** - 9/27/93 at San Antonio, TX**Weight** - 205      **Throws** - R      **Resides** - San Antonio, TX**SCHOOL**: Angelo State (TX) University**HOW OBTAINED** - Signed by the Cardinals as a non-drafted free agent on 8/1/2017.**CAREER NOTES**: **MISC**: Originally signed with Philadelphia, 8/12/14.**PRONUNCIATION**: GAR-dow-ski

YR	CLUB	LG	W-L	ERA	G	GS	CG	SHO	SV	IP	H	R	ER	HR	HB	BB	SO	WP	BK
14	GCL Phillies	GCL	0-1	2.70	3	2	0	0	0	10.0	10	4	3	1	0	2	10	1	0
15	Williamsport	NYP	1-0	2.25	6	0	0	0	2	8.0	5	2	2	1	1	4	9	2	0
	Lakewood	SAL	3-1	3.26	28	0	0	0	0	49.2	31	18	18	1	6	22	45	10	0
16	River City (Ind.)	Fron	1-1	4.38	15	0	0	0	1	24.2	18	13	12	2	2	7	30	5	0
	Joplin (Ind.)	AA	1-0	9.26	7	0	0	0	0	11.2	22	13	12	1	1	10	17	4	0
	Laredo (Ind.)	AA	0-0	14.73	3	0	0	0	0	3.2	8	6	6	0	1	2	4	3	0
17	State College	NYP	0-2	4.61	11	0	0	0	2	13.2	15	8	7	1	3	2	11	5	0
Minor League Totals			4-4	3.32	48	2	0	0	4	81.1	61	32	30	4	10	30	75	18	0
Independent League Totals			2-1	6.75	25	0	0	0	1	40.0	48	32	30	3	4	19	51	12	0

## 2018 MINOR LEAGUE SCHEDULES (ALL TIMES CENTRAL)

DAY, DATE	MEMPHIS	SPRINGFIELD	PALM BEACH	PEORIA	STATE COLLEGE	JOHNSON CITY	GCL CARDINALS	DATE
THU, 4/5	at Round Rock 7:05 pm	at Midland 7:00 pm	vs. Jupiter 5:30 pm	at Burlington 6:30 pm				4/5
FRI, 4/6	at Round Rock 7:05 pm	at Midland 7:00 pm	vs. Jupiter 5:30 pm	at Burlington 6:30 pm				4/6
SAT, 4/7	at Round Rock 6:05 pm	at Midland 7:00 pm	at Jupiter 4:30 pm	vs. Burlington 6:30 pm				4/7
SUN, 4/8	at Round Rock 1:05 pm	at Frisco 4:05 pm	at Jupiter 12:00 pm	vs. Burlington 5:00 pm				4/8
MON, 4/9	at Round Rock 7:05 pm	at Frisco 7:05 pm	vs. Dunedin 5:30 pm	vs. Cedar Rapids 6:30 pm				4/9
TUE, 4/10	vs. Omaha 7:05 pm	at Frisco 7:05 pm	vs. Dunedin 5:30 pm	vs. Cedar Rapids 11:00 am				4/10
WED, 4/11	vs. Omaha 11:05 am		vs. Dunedin 5:30 pm	vs. Cedar Rapids 6:30 pm				4/11
THU, 4/12	vs. Omaha 7:05 pm	vs. Midland 7:10 pm	vs. Dunedin 5:30 pm	vs. Cedar Rapids 6:30 pm				4/12
FRI, 4/13	vs. Iowa 7:05 pm	vs. Midland 7:10 pm	vs. Florida 5:30 pm	vs. Wisconsin 6:30 pm				4/13
SAT, 4/14	vs. Iowa 6:35 pm	vs. Midland 2:10 pm	vs. Florida 4:30 pm	vs. Wisconsin 6:30 pm				4/14
SUN, 4/15	vs. Iowa 2:05 pm	vs. Frisco 4:10 pm	vs. Florida 12:00 pm	vs. Wisconsin 2:00 pm				4/15
MON, 4/16	vs. Iowa 11:05 am	vs. Frisco 11:10 am						4/16
TUE, 4/17	at Omaha 6:35 pm	vs. Frisco 11:10 am	at Bradenton 5:30 pm	at Quad Cities 6:35 pm				4/17
WED, 4/18	at Omaha 6:35 pm		at Bradenton 5:30 pm	at Quad Cities 6:35 pm				4/18
THU, 4/19	at Omaha 6:35 pm	at Arkansas 7:10 pm	at Bradenton 5:30 pm	at Quad Cities 6:35 pm				4/19
FRI, 4/20	at Omaha 7:05 pm	at Arkansas 7:10 pm	at Charlotte 5:35 pm	vs. Wisconsin 6:30 pm				4/20
SAT, 4/21	at Iowa 7:08 pm	at Arkansas 6:10 pm	at Charlotte 5:05 pm	vs. Wisconsin 6:30 pm				4/21
SUN, 4/22	at Iowa 1:08 pm	at Arkansas 2:10 pm	at Charlotte 11:35 am	vs. Wisconsin 5:00 pm				4/22
MON, 4/23	at Iowa 12:08 pm	vs. Northwest Arkansas 6:30 pm	vs. Jupiter 5:30 pm	at Beloit 6:30 pm				4/23
TUE, 4/24		vs. Northwest Arkansas 7:05 pm	vs. Jupiter 5:35 pm	at Beloit 11:00 am				4/24





## 2018 MINOR LEAGUE SCHEDULES (ALL TIMES CENTRAL)

DAY, DATE	MEMPHIS	SPRINGFIELD	PALM BEACH	PEORIA	STATE COLLEGE	JOHNSON CITY	GCL CARDINALS	DATE
WED, 4/25	vs. Round Rock 6:35 pm	vs. Northwest Arkansas 11:10 am	vs. Jupiter 5:30 pm	at Beloit 6:30 pm				4/25
THU, 4/26	vs. Round Rock 7:05 pm	vs. Northwest Arkansas 7:10 pm	at St. Lucie 5:30 pm	at Beloit 6:30 pm				4/26
FRI, 4/27	vs. Round Rock 7:05 pm	vs. Arkansas 7:10 pm	at St. Lucie 5:30 pm	at Wisconsin 6:35 pm				4/27
SAT, 4/28	vs. Round Rock 6:35 pm	vs. Arkansas 4:10 pm	at St. Lucie 5:30 pm	at Wisconsin 1:05 pm				4/28
SUN, 4/29	vs. Round Rock 2:05 pm	vs. Arkansas 2:10 pm	at St. Lucie 11:00 am	at Wisconsin 1:05 pm				4/29
MON, 4/30	vs. Oklahoma City 6:35 pm	vs. Oklahoma City 11:10 am						4/30
TUE, 5/1	vs. Oklahoma City 6:35 pm	at Northwest Arkansas 7:05 pm	at Florida 5:31 pm	vs. West Michigan 6:30 pm				5/1
WED, 5/2	vs. Oklahoma City 6:35 pm	at Northwest Arkansas 11:05 am	at Florida 5:31 pm	vs. West Michigan 11:00 am				5/2
THU, 5/3	vs. Oklahoma City 7:05 pm	at Northwest Arkansas 7:05 pm	at Florida 5:31 pm	vs. West Michigan 6:30 pm				5/3
FRI, 5/4	at Nashville 6:35 pm	at Northwest Arkansas 7:05 pm	vs. St. Lucie 5:30 pm	vs. South Bend 6:30 pm				5/4
SAT, 5/5	at Nashville 6:35 pm	vs. Tulsa 6:10 pm	vs. St. Lucie 4:30 pm	vs. South Bend 6:30 pm				5/5
SUN, 5/6	at Nashville 2:05 pm	vs. Tulsa 2:10 pm	vs. St. Lucie 12:00 pm	vs. South Bend 2:00 pm				5/6
MON, 5/7	at Nashville 12:05 pm	vs. Tulsa 11:10 am	vs. Jupiter 5:30 pm	at Bowling Green 6:35 pm				5/7
TUE, 5/8	at Oklahoma City 7:05 pm	vs. Tulsa 6:30 pm	vs. Jupiter 5:30 pm	at Bowling Green 6:35 pm				5/8
WED, 5/9	at Oklahoma City 11:05 am		vs. Jupiter 5:30 pm	at Bowling Green 10:35 am				5/9
THU, 5/10	at Oklahoma City 7:05 pm	at Arkansas 7:10 pm	at Bradenton 5:30 pm	at Dayton 6:00 pm				5/10
FRI, 5/11	at Oklahoma City 7:05 pm	at Arkansas 7:10 pm	at Bradenton 5:30 pm	at Dayton 6:00 pm				5/11
SAT, 5/12	vs. Nashville 6:35 pm	at Arkansas 6:10 pm	at Bradenton 5:30 pm	at Dayton 6:00 pm				5/12
SUN, 5/13	vs. Nashville 2:05 pm	at Arkansas 2:10 pm						5/13
MON, 5/14	vs. Nashville 11:05 am	at Tulsa 7:05 pm	at Clearwater 6:00 pm	vs. Clinton 6:00 pm				5/14

## 2018 MINOR LEAGUE SCHEDULES (ALL TIMES CENTRAL)

DAY, DATE	MEMPHIS	SPRINGFIELD	PALM BEACH	PEORIA	STATE COLLEGE	JOHNSON CITY	GCL CARDINALS	DATE
TUE, 5/15	vs. Nashville 11:05 am	at Tulsa 7:05 pm	at Clearwater 6:00 pm	vs. Clinton 11:00 am				5/15
WED, 5/16		at Tulsa 11:05 am	at Clearwater 9:30 am	vs. Clinton 11:00 am				5/16
THU, 5/17	at Colorado Springs 7:40 pm	at Tulsa 7:05 pm	at Clearwater 6:00 pm	vs. Clinton 6:30 pm				5/17
FRI, 5/18	at Colorado Springs 7:40 pm	vs. Northwest Arkansas 7:10 pm	vs. Bradenton 5:30 pm	vs. Kane County 6:30 pm				5/18
SAT, 5/19	at Colorado Springs 7:00 pm	vs. Northwest Arkansas 6:10 pm	vs. Bradenton 5:30 pm	vs. Kane County 6:30 pm				5/19
SUN, 5/20	at Colorado Springs 2:30 pm	vs. Northwest Arkansas 4:10 pm	vs. Bradenton 5:30 pm	vs. Kane County 2:00 pm				5/20
MON, 5/21	vs. Oklahoma City 6:35 pm	vs. Northwest Arkansas 11:10 am	at Lakeland 5:30 pm	at Beloit 6:30 pm				5/21
TUE, 5/22	vs. Oklahoma City 11:05 am	at Corpus Christi 7:05 pm	at Lakeland 5:30 pm	at Beloit 11:00 am				5/22
WED, 5/23	vs. Oklahoma City 6:35 pm	at Corpus Christi 7:05 pm	at Lakeland 5:30 pm	at Beloit 6:30 pm				5/23
THU, 5/24	vs. Oklahoma City 7:05 pm	at Corpus Christi 7:05 pm	vs. Clearwater 5:30 pm	at Beloit 6:30 pm				5/24
FRI, 5/25	vs. Colorado Springs 7:05 pm	at San Antonio 7:05 pm	vs. Clearwater 5:30 pm	at Quad Cities 6:35 pm				5/25
SAT, 5/26	vs. Colorado Springs 6:35 pm	at San Antonio 7:05 pm	vs. Clearwater 4:30 pm	at Quad Cities 6:35 pm				5/26
SUN, 5/27	vs. Colorado Springs 6:35 pm	at San Antonio 5:05 pm	vs. Clearwater 12:00 pm	at Quad Cities 5:15 pm				5/27
MON, 5/28	vs. Colorado Springs 1:05 pm			at Quad Cities 5:15 pm				5/28
TUE, 5/29	vs. Colorado Springs 12:05 pm	vs. Corpus Christi 6:30 pm	vs. Charlotte 5:30 pm	vs. Burlington 6:30 pm				5/29
WED, 5/30	at New Orleans 7:00 pm	vs. Corpus Christi 6:30 pm	vs. Charlotte 5:30 pm	vs. Burlington 6:30 pm				5/30
THU, 5/31	at New Orleans 7:00 pm	vs. Corpus Christi 7:10 pm	vs. Charlotte 5:30 pm	vs. Burlington 6:30 pm				5/31
FRI, 6/1	at New Orleans 7:00 pm	vs. San Antonio 7:10 pm	at Jupiter 5:30 pm	at Clinton 6:30 pm				6/1
SAT, 6/2	at New Orleans 6:00 pm	vs. San Antonio 6:10 pm	at Jupiter 4:30 pm	at Clinton 6:30 pm				6/2
SUN, 6/3	at New Orleans 1:00 pm	vs. San Antonio 6:10 pm	at Jupiter 12:00 pm	at Clinton 2:00 pm				6/3





## 2018 MINOR LEAGUE SCHEDULES (ALL TIMES CENTRAL)

DAY, DATE	MEMPHIS	SPRINGFIELD	PALM BEACH	PEORIA	STATE COLLEGE	JOHNSON CITY	GCL CARDINALS	DATE
MON, 6/4			at Fort Myers 6:00 pm					6/4
TUE, 6/5	vs. Tacoma 7:05 pm	at Northwest Arkansas 7:05 pm	at Fort Myers 6:00 pm	at Kane County 6:30 pm				6/5
WED, 6/6	vs. Tacoma 7:05 pm	at Northwest Arkansas 7:05 pm	at Fort Myers 6:00 pm	at Kane County 6:30 pm				6/6
THU, 6/7	vs. Tacoma 7:05 pm	at Northwest Arkansas 7:05 pm	at Fort Myers 6:00 pm	at Kane County 6:30 pm				6/7
FRI, 6/8	vs. Reno 7:05 pm	at Northwest Arkansas 7:05 pm	vs. Daytona 5:30 pm	vs. Quad Cities 7:00 pm				6/8
SAT, 6/9	vs. Reno 6:35 pm	vs. Tulsa 6:10 pm	vs. Daytona 4:30 pm	vs. Quad Cities 6:30 pm				6/9
SUN, 6/10	vs. Reno 2:05 pm	vs. Tulsa 6:10 pm	vs. Daytona 12:00 pm	vs. Quad Cities 2:00 pm				6/10
MON, 6/11	vs. Reno 12:05 pm	vs. Tulsa 11:10 am	vs. Fort Myers 5:30 pm	vs. Quad Cities 12:00 pm				6/11
TUE, 6/12		vs. Tulsa 6:30 pm	vs. Fort Myers 5:30 pm	vs. Beloit 7:00 pm				6/12
WED, 6/13	at Albuquerque 7:35 pm	vs. Arkansas 6:30 pm	vs. Fort Myers 5:30 pm	vs. Beloit 7:00 pm				6/13
THU, 6/14	at Albuquerque 7:35 pm	vs. Arkansas 7:10 pm	vs. Fort Myers 5:30 pm	vs. Beloit 7:00 pm				6/14
FRI, 6/15	at Albuquerque 7:35 pm	vs. Arkansas 7:10 pm	at Cedar Rapids 6:35 pm	at Cedar Rapids 6:35 pm	at Williamsport 6:05 pm			6/15
SAT, 6/16	at El Paso 8:05 pm	vs. Arkansas 6:10 pm	FSL All-Star Game Tampa, Fla.	at Cedar Rapids 6:35 pm	vs. Williamsport 6:05 pm			6/16
SUN, 6/17	at El Paso 7:05 pm	at El Paso 1:05 pm	at Tulsa 7:05 pm	at Cedar Rapids 2:05 pm	at Williamsport 4:05 pm			6/17
MON, 6/18	at El Paso 8:05 pm	at El Paso 7:05 pm	at Tulsa 7:05 pm	vs. Mahoning Valley 6:05 pm	vs. Mahoning Valley 6:05 pm			6/18
TUE, 6/19	at El Paso 8:05 pm	at El Paso 7:05 pm	at Tulsa 7:05 pm	MWL All-Star Game Lansing, Mich.	vs. Mahoning Valley 6:05 pm	at Bluefield	at GCL Astros 11:00 am	6/19
WED, 6/20		at Tulsa 11:05 am	at Tulsa 9:35 pm	vs. Mahoning Valley 6:05 pm	vs. Mahoning Valley 6:05 pm	at Bluefield	vs. GCL Marlins 11:00 am	6/20
THU, 6/21	vs. New Orleans 7:05 pm	vs. Arkansas 7:10 pm	vs. Charlotte 5:30 pm	vs. Burlington 7:00 pm	at West Virginia 6:05 pm	at Bluefield	at GCL Nationals 11:00 am	6/21
FRI, 6/22	vs. New Orleans 7:05 pm	vs. Arkansas 7:10 pm	vs. Charlotte 5:30 pm	vs. Burlington 7:00 pm	at West Virginia 6:05 pm	vs. Kingsport 6:00 pm	at GCL Mets 11:00 am	6/22
SAT, 6/23	vs. New Orleans 6:35 pm	vs. Arkansas 6:10 pm	vs. Charlotte 4:30 pm	vs. Burlington 6:30 pm	at West Virginia 6:05 pm	vs. Kingsport 6:00 pm	vs. Kingsport 6:00 pm	6/23

## 2018 MINOR LEAGUE SCHEDULES (ALL TIMES CENTRAL)

DAY, DATE	MEMPHIS	SPRINGFIELD	PALM BEACH	PEORIA	STATE COLLEGE	JOHNSON CITY	GCL CARDINALS	DATE
SUN, 6/24	vs. New Orleans 2:05 pm	vs. Arkansas 6:10 pm	vs. Charlotte 12:00 pm	vs. Burlington 2:00 pm	vs. Batavia 2:00 pm	vs. Kingsport 5:05 pm	vs. GCL Astros 11:00 am	6/24
MON, 6/25	at Colorado Springs 7:40 pm		vs. Kane County 7:00 pm	vs. Kane County 7:00 pm	vs. Batavia 6:05 pm	at Elizabethton 6:00 pm	at GCL Marlins 11:00 am	6/25
TUE, 6/26	at Colorado Springs 7:40 pm	Texas League All-Star Game Midland, Texas	vs. Bradenton 5:30 pm	vs. Kane County 11:00 am	vs. Batavia 6:05 pm	at Elizabethton 6:00 pm	vs. GCL Nationals 11:00 am	6/26
WED, 6/27	at Colorado Springs 1:30 pm		vs. Bradenton 5:30 pm	vs. Kane County 7:00 pm			vs. GCL Mets 11:00 am	6/27
THU, 6/28	at Colorado Springs 7:40 pm	at Frisco 7:05 pm	vs. Bradenton 11:00 am	at Beloit 7:00 pm	at Williamsport 6:05 pm	at Kingsport 5:30 pm		6/28
FRI, 6/29	at Iowa 7:08 pm	at Frisco 7:05 pm	at Jupiter 5:30 pm	at Beloit 7:00 pm	vs. Williamsport 6:05 pm	at Kingsport 5:30 pm	at GCL Astros 11:00 am	6/29
SAT, 6/30	at Iowa 7:08 pm	at Frisco 7:05 pm	at Jupiter 4:30 pm	at Beloit 7:00 pm	at Williamsport 6:05 pm	at Kingsport 5:30 pm	vs. GCL Marlins 9:00 am	6/30
SUN, 7/1	at Iowa 1:08 pm	at Midland 4:00 pm	at Jupiter 12:00 pm	at Beloit 2:00 pm	vs. Mahoning Valley 5:05 pm	at Greeneville 5:05 pm	at GCL Nationals 11:00 am	7/1
MON, 7/2	at Iowa 7:08 pm	at Midland 6:30 pm	at Bradenton 5:30 pm	at Burlington 6:30 pm	vs. Mahoning Valley 6:05 pm	vs. Greeneville 6:00 pm	at GCL Mets 11:00 am	7/2
TUE, 7/3	at Iowa 7:08 pm	at Midland 6:30 pm	at Bradenton 5:30 pm	at Burlington 6:30 pm	vs. Mahoning Valley 6:05 pm	vs. Greeneville 6:00 pm		7/3
WED, 7/4	vs. Omaha 6:35 pm	vs. Frisco 6:30 pm	vs. Daytona 5:00 pm	vs. Burlington 5:30 pm	at Auburn 5:30 pm	at Bristol 11:00 am	vs. GCL Astros 11:00 am	7/4
THU, 7/5	vs. Omaha 7:05 pm	vs. Frisco 7:10 pm	vs. Daytona 5:30 pm	vs. Burlington 7:00 pm	at Auburn 5:30 pm	at Bristol 6:00 pm	at GCL Marlins 11:00 am	7/5
FRI, 7/6	vs. Omaha 7:05 pm	vs. Frisco 7:10 pm	vs. Florida 5:30 pm	at Wisconsin 7:05 pm	at Auburn 5:30 pm	at Bristol 6:00 pm	vs. GCL Nationals 11:00 am	7/6
SAT, 7/7	vs. Omaha 6:35 pm	vs. Midland 6:10 pm	vs. Florida 4:30 pm	at Wisconsin 6:35 pm	at Batavia 6:05 pm	at Pulaski 6:00 pm	vs. GCL Mets (DH) 9:00 am	7/7
SUN, 7/8	vs. Omaha 2:05 pm	vs. Midland 6:10 pm	vs. Florida 12:00 pm	at Wisconsin 1:05 pm	at Batavia 12:05 pm	vs. Pulaski 4:00 pm		7/8
MON, 7/9		vs. Midland 6:30 pm	at Fort Myers 6:00 pm	at Wisconsin 12:05 pm	at Batavia 6:05 pm	at Pulaski 6:00 pm	at GCL Astros 11:00 am	7/9
TUE, 7/10			at Fort Myers 6:00 pm			vs. Elizabethton 6:00 pm	vs. GCL Marlins 11:00 am	7/10
WED, 7/11	AAA All-Star Game Columbus, Ohio	at Arkansas 7:10 pm	at Fort Myers 6:00 pm	vs. Lake County 7:00 pm	vs. Vermont 6:05 pm	vs. Elizabethton 6:00 pm	at GCL Nationals 11:00 am	7/11
THU, 7/12	at Omaha 7:05 pm	at Arkansas 7:10 pm	at Fort Myers 6:00 pm	vs. Lake County 7:00 pm	vs. Vermont 6:05 pm	vs. Elizabethton 6:00 pm	at GCL Mets 11:00 am	7/12
FRI, 7/13	at Omaha 7:05 pm	at Arkansas 7:10 pm	at St. Lucie 5:30 pm	vs. Lake County 7:00 pm	vs. Vermont 6:05 pm	vs. Elizabethton 6:00 pm		7/13





2018 MINOR LEAGUE SCHEDULES (ALL TIMES CENTRAL)

DAY, DATE	MEMPHIS	SPRINGFIELD	PALM BEACH	PEORIA	STATE COLLEGE	JOHNSON CITY	GCL CARDINALS	DATE
SAT, 7/14	at Omaha 7:05 pm	at Arkansas 6:10 pm	at St. Lucie 5:30 pm	vs. Fort Wayne 6:30 pm	vs. Tri-City 6:05 pm	at Burlington 6:05 pm	vs. GCL Astros 9:00 am	7/14
SUN, 7/15	at Omaha 2:05 pm	vs. Northwest Arkansas 6:10 pm	at St. Lucie 11:00 am	vs. Fort Wayne 2:00 pm	vs. Tri-City 5:05 pm	at Burlington 5:00 pm	at GCL Marlins 11:00 am	7/15
MON, 7/16	vs. Iowa 7:05 pm	vs. Northwest Arkansas 6:30 pm	vs. Lakeland 5:30 pm	vs. Fort Wayne 11:00 am	vs. Tri-City 11:00 am	at Burlington 6:00 pm	vs. GCL Nationals 11:00 am	7/16
TUE, 7/17	vs. Iowa 7:05 pm	vs. Northwest Arkansas 6:30 pm	vs. Lakeland 11:00 am	vs. Northwest Arkansas 6:05 pm	at West Virginia 6:05 pm	vs. GCL Mets 11:00 am	vs. GCL Mets 11:00 am	7/17
WED, 7/18	vs. Iowa 7:05 pm	vs. Northwest Arkansas 6:30 pm	vs. Lakeland 5:30 pm	at Lansing 6:05 pm	at West Virginia 6:05 pm	vs. Bluefield 6:00 pm	7/18	
THU, 7/19	vs. Iowa 7:05 pm	at Arkansas 7:10 pm	vs. St. Lucie 5:30 pm	at Lansing 6:05 pm	at West Virginia 6:05 pm	vs. Bluefield 6:00 pm	at GCL Astros 11:00 am	7/19
FRI, 7/20	vs. Colorado Springs 7:05 pm	at Arkansas 7:10 pm	vs. St. Lucie 5:30 pm	at Lansing 6:05 pm	vs. Auburn 6:05 pm	vs. Bluefield 6:00 pm	vs. GCL Marlins 11:00 am	7/20
SAT, 7/21	vs. Colorado Springs 6:35 pm	at Arkansas 6:10 pm	vs. St. Lucie 5:30 pm	at Great Lakes 6:05 pm	vs. Auburn 6:05 pm	at Danville 6:00 pm	at GCL Nationals 9:00 am	7/21
SUN, 7/22	vs. Colorado Springs 2:05 pm	at Arkansas 6:10 pm	at Arkansas 6:10 pm	at Great Lakes 1:05 pm	vs. Auburn 6:05 pm	at Danville 3:00 pm	at GCL Mets 11:00 am	7/22
MON, 7/23		at Tulsa 7:05 pm	at Daytona 6:05 pm	at Great Lakes 11:05 am		at Danville 6:00 pm	7/23	
TUE, 7/24	at Salt Lake 7:35 pm	at Tulsa 7:05 pm	at Daytona 6:05 pm	at Connecticut 6:05 pm	at Connecticut 6:05 pm	at Pulaski 6:00 pm	vs. GCL Astros 11:00 am	7/24
WED, 7/25	at Salt Lake 8:05 pm	at Tulsa 7:05 pm	at Daytona 6:05 pm	vs. Wisconsin 7:00 pm	at Connecticut 10:05 am	at Pulaski 6:00 pm	at GCL Marlins 11:00 am	7/25
THU, 7/26	at Salt Lake 8:05 pm	vs. Northwest Arkansas 7:10 pm	at Tampa 5:30 pm	vs. Wisconsin 7:00 pm	at Connecticut 6:05 pm	at Pulaski 6:00 pm	vs. GCL Nationals 11:00 am	7/26
FRI, 7/27	at Las Vegas 9:05 pm	vs. Northwest Arkansas 7:10 pm	at Tampa 5:30 pm	vs. Wisconsin 7:00 pm	at Lowell 5:35 pm	vs. Danville 6:00 pm	vs. GCL Mets 11:00 am	7/27
SAT, 7/28	at Las Vegas 9:05 pm	vs. Northwest Arkansas 6:10 pm	at Tampa 5:30 pm	at Clinton 6:30 pm	at Lowell 4:35 pm	vs. Danville 6:00 pm	7/28	
SUN, 7/29	at Las Vegas 9:05 pm	vs. Northwest Arkansas 6:10 pm	at Tampa 5:30 pm	at Clinton 2:00 pm	at Lowell 4:35 pm	vs. Danville 4:00 pm	at GCL Astros 11:00 am	7/29
MON, 7/30	at Las Vegas 9:05 pm	vs. Tulsa 6:30 pm	vs. Tulsa 6:30 pm	at Clinton 6:30 pm	vs. Batavia 6:05 pm	vs. GCL Marlins 11:00 am	7/30	
TUE, 7/31		vs. Tulsa 6:30 pm	vs. Daytona 5:30 pm	at Clinton 6:30 pm	vs. Batavia 6:05 pm	vs. Elizabethton 6:00 pm	at GCL Nationals 11:00 am	7/31
WED, 8/1	vs. Sacramento 7:05 pm	vs. Tulsa 6:30 pm	vs. Daytona 5:30 pm	vs. Cedar Rapids 7:00 pm	vs. Batavia 11:00 am	vs. Elizabethton 6:00 pm	at GCL Mets 11:00 am	8/1
THU, 8/2	vs. Sacramento 7:05 pm	at Northwest Arkansas 7:05 pm	vs. Daytona 5:30 pm	vs. Cedar Rapids 7:00 pm	vs. Auburn 6:05 pm	vs. Elizabethton 6:00 pm	7/31	8/2

## 2018 MINOR LEAGUE SCHEDULES (ALL TIMES CENTRAL)

DAY, DATE	MEMPHIS	SPRINGFIELD	PEORIA	PALM BEACH	MEMPHIS	SPRINGFIELD	PEORIA	STATE COLLEGE	JOHNSON CITY	GCL CARDINALS	DATE
FRI, 8/3	vs. Sacramento 7:05 pm	at Northwest Arkansas 7:05 pm	vs. Cedar Rapids 7:00 pm	at Jupiter 5:30 pm	vs. Auburn 6:05 pm	at Greenville 11:00 am	vs. GCL Astros 8/3				
SAT, 8/4	vs. Fresno 6:35 pm	at Northwest Arkansas 6:05 pm	vs. Quad Cities 6:30 pm	at Jupiter 4:30 pm	vs. Auburn 6:05 pm	at Greenville 9:00 am	vs. GCL Marlins 8/4				
SUN, 8/5	vs. Fresno 2:05 pm	at Northwest Arkansas 2:05 pm	vs. Quad Cities 2:00 pm	at Jupiter 12:00 pm	at Mahoning Valley 3:05 pm	at Greenville 11:00 am	vs. GCL Nationals 8/5				
MON, 8/6	vs. Fresno 6:35 pm	at San Antonio 7:05 pm	vs. Quad Cities 7:00 pm	at Florida 5:31 pm	at Mahoning Valley 6:05 pm	at Bristol 6:00 pm	vs. GCL Mets 8/6				
TUE, 8/7	vs. Fresno 6:35 pm	at San Antonio 7:05 pm	vs. Quad Cities 7:00 pm	at Florida 5:31 pm	at Mahoning Valley 6:05 pm	at Bristol 6:00 pm	vs. GCL Mets 8/7				
WED, 8/8	at Oklahoma City 7:05 pm	at San Antonio 7:05 pm	at Kane County 6:30 pm	at Florida 5:31 pm	vs. West Virginia 6:05 pm	at Bristol 6:00 pm	at GCL Astros 8/8				
THU, 8/9	at Oklahoma City 7:05 pm	at San Antonio 7:05 pm	at Kane County 6:30 pm	vs. Lakeland 5:30 pm	vs. West Virginia 6:05 pm	at Bristol 6:00 pm	vs. GCL Marlins 8/9				
FRI, 8/10	at Oklahoma City 7:05 pm	at Corpus Christi 7:05 pm	at Kane County 6:30 pm	vs. Lakeland 5:30 pm	vs. West Virginia 6:05 pm	at Bristol 6:00 pm	at GCL Nationals 8/10				
SAT, 8/11	at Oklahoma City 7:05 pm	at Corpus Christi 7:05 pm	at Kane County 6:30 pm	vs. Lakeland 5:30 pm	at Auburn 6:05 pm	at Bristol 6:00 pm	at GCL Mets 8/11				
SUN, 8/12	at Oklahoma City 6:05 pm	at Corpus Christi 6:05 pm	vs. Clinton 6:30 pm	vs. Lakeland 4:30 pm	at Auburn 5:30 pm	at Bristol 6:00 pm	vs. GCL Astros 8/12				
MON, 8/13	vs. New Orleans 6:35 pm	vs. New Orleans 6:35 pm	vs. Clinton 2:00 pm	vs. Tampa 5:30 pm	at Auburn 3:00 pm	at Bristol 4:00 pm	vs. GCL Astros 8/13				
TUE, 8/14	vs. New Orleans 6:35 pm	vs. San Antonio 6:30 pm	vs. Clinton 7:00 pm	vs. Tampa 5:30 pm	NY-Penn All-Star Game at State College, Pa.	at Bristol 9:30 am	at GCL Marlins 8/14				
WED, 8/15	vs. New Orleans 6:35 pm	vs. San Antonio 6:30 pm	at Cedar Rapids 6:35 pm	vs. Tampa 5:30 pm	vs. Williamsport 6:05 pm	at Bristol 11:00 am	vs. GCL Nationals 8/15				
THU, 8/16	vs. New Orleans 7:05 pm	vs. San Antonio 7:10 pm	at Cedar Rapids 6:35 pm	vs. Tampa 5:30 pm	vs. Williamsport 6:05 pm	at Princeton 11:00 am	vs. GCL Mets 8/16				
FRI, 8/17	vs. Round Rock 7:05 pm	vs. Corpus Christi 7:10 pm	at Cedar Rapids 6:35 pm	at Charlotte 5:35 pm	at Mahoning Valley 6:05 pm	at Princeton 6:00 pm	vs. GCL Mets 8/17				
SAT, 8/18	vs. Round Rock 6:35 pm	vs. Corpus Christi 6:10 pm	at Quad Cities 6:35 pm	at Charlotte 5:05 pm	at Mahoning Valley 6:05 pm	at Princeton 6:00 pm	at GCL Astros 8/18				
SUN, 8/19	vs. Round Rock 2:05 pm	vs. Corpus Christi 4:10 pm	at Quad Cities 5:15 pm	at Charlotte 8:05 am	at Mahoning Valley 3:05 pm	at Elizabethton 6:00 pm	vs. GCL Marlins 8/19				
MON, 8/20	at New Orleans 7:00 pm	at Northwest Arkansas 7:05 pm	at Quad Cities 6:35 pm	vs. Fort Myers 5:30 pm	vs. Williamsport 6:05 pm	at Elizabethton 6:00 pm	at GCL Nationals 8/20				
TUE, 8/21	at New Orleans 7:00 pm	at Northwest Arkansas 7:05 pm	at Kane County 6:30 pm	vs. Fort Myers 5:30 pm	at Williamsport 6:05 pm	at Burlington 6:00 pm	at GCL Mets 8/21				
WED, 8/22	at New Orleans 7:00 pm	at Northwest Arkansas 7:05 pm	at Kane County 6:30 pm	vs. Fort Myers 5:30 pm	at Williamsport 6:05 pm	at Burlington 6:00 pm	at GCL Mets 8/22				







2018 MINOR LEAGUE SCHEDULES (ALL TIMES CENTRAL)

DAY, DATE	MEMPHIS	SPRINGFIELD	PALM BEACH	PEORIA	STATE COLLEGE	JOHNSON CITY	GCL CARDINALS	DATE
THU, 8/23	at New Orleans 7:00 pm	at Northwest Arkansas 7:05 pm	vs. Fort Myers 5:30 pm	at Kane County 6:30 pm	vs. Auburn 6:05 pm	vs. Burlington 6:00 pm	vs. GCL Astros 11:00 am	8/23
FRI, 8/24	vs. Nashville 7:05 pm	at Northwest Arkansas 7:05 pm	vs. Jupiter 5:30 pm	vs. Beloit 6:30 pm	vs. Auburn 6:05 pm	at Greenville 6:00 pm	at GCL Marlins 11:00 am	8/24
SAT, 8/25	vs. Nashville 6:35 pm	at Tulsa 7:05 pm	vs. Jupiter 5:30 pm	vs. Beloit 6:30 pm	vs. Auburn 6:05 pm	vs. Greenville 6:00 pm	vs. GCL Nationals 9:00 am	8/25
SUN, 8/26	vs. Nashville 2:05 pm	at Tulsa 7:05 pm	vs. Jupiter 5:30 pm	vs. Beloit 2:00 pm	at Batavia 4:05 pm	at Greenville 6:00 pm		8/26
MON, 8/27	vs. Nashville 6:35 pm	at Tulsa 7:05 pm	at Dunedin 5:30 pm	vs. Beloit 6:30 pm	at Batavia 6:05 pm	vs. Kingsport 6:00 pm		8/27
TUE, 8/28	at Round Rock 7:05 pm	vs. Arkansas 6:30 pm	at Dunedin 5:30 pm	at Batavia 6:05 pm	at Batavia 6:05 pm	vs. Kingsport 6:00 pm		8/28
WED, 8/29	at Round Rock 7:05 pm	vs. Arkansas 6:30 pm	at Dunedin 5:30 pm	vs. Kane County 6:30 pm	vs. West Virginia 6:05 pm	vs. Kingsport 6:00 pm		8/29
THU, 8/30	at Round Rock 7:05 pm	vs. Arkansas 7:10 pm	at Dunedin 5:30 pm	vs. Kane County 6:30 pm	vs. West Virginia 6:05 pm			8/30
FRI, 8/31	at Nashville 7:05 pm	vs. Arkansas 7:10 pm	at Lakeland 5:30 pm	vs. Kane County 6:30 pm	vs. West Virginia 6:05 pm			8/31
SAT, 9/1	at Nashville 7:05 pm	vs. Tulsa 6:10 pm	at Lakeland 5:00 pm	at Quad Cities 6:35 pm	at Williamsport 6:05 pm			9/1
SUN, 9/2	at Nashville 6:15 pm	vs. Tulsa 6:10 pm	at Lakeland 10:00 am	at Quad Cities 1:15 pm	at Williamsport 4:05 pm			9/2
MON, 9/3	at Nashville 12:05 pm	vs. Tulsa 12:15 pm		at Quad Cities 1:15 pm	at Williamsport 12:05 pm			9/3



**CINCINNATI REDS at ST. LOUIS CARDINALS**  
REGULAR SEASON • ST. LOUIS, MO • APRIL 8, 2014

ST. LOUIS CARDINALS		CINCINNATI REDS	
LINE	NAME	LINE	NAME
1	CARPENTER	1	HAMILTUN
2	WONG	2	PHILLIPS
3	HOLLIDAY	3	VOTTO
4	CRAB	4	BRUC
5	MOLINA	5	LEFEBVRE
6	ADAMS	6	FRANER
7	PERALTA	7	COZART
8	BOURJOS	8	MESORACCO
9	LYNN	9	BAILEY

**AVAILABLE POSITION PLAYERS**

ST. LOUIS	CINCINNATI
JAY	ROBINSON
MESORACCO	KOVALA
	CHAF

**AVAILABLE PITCHERS**

ST. LOUIS	CINCINNATI
CHRYSTAL	SMITH
DEGURDET	MANN
	NEHR
	BOSCH

**MANAGER** GONZALEZ

2018 OFFICIAL



MEDIA GUIDE

**2017 SEASON REVIEW**



## 2017 FINAL STANDINGS

## N.L. EAST

	W	L	PCT.	GB
WASHINGTON*	97	65	.599	-
MIAMI	77	85	.475	20.0
ATLANTA	72	90	.444	25.0
NEW YORK	70	92	.432	27.0
PHILADELPHIA	66	96	.407	31.0

## N.L. CENTRAL

	W	L	PCT.	GB
CHICAGO*	92	70	.568	-
MILWAUKEE	86	76	.531	6.0
ST. LOUIS	83	79	.512	9.0
PITTSBURGH	75	87	.463	17.0
CINCINNATI	68	94	.420	24.0

## N.L. WEST

	W	L	PCT.	GB
LOS ANGELES*	104	58	.642	-
ARIZONA+	93	69	.574	11.0
COLORADO+	87	75	.537	17.0
SAN DIEGO	71	91	.438	33.0
SAN FRANCISCO	64	98	.395	40.0

\* Division winner + Wild Card

## A.L. EAST

	W	L	PCT.	GB
BOSTON*	93	69	.574	-
NEW YORK+	91	71	.562	2.0
TAMPA BAY	80	82	.494	13.0
TORONTO	76	86	.469	17.0
BALTIMORE	75	87	.463	18.0

## A.L. CENTRAL

	W	L	PCT.	GB
CLEVELAND*	102	60	.630	-
MINNESOTA+	85	77	.525	17.0
KANSAS CITY	80	82	.494	22.0
CHICAGO	67	95	.414	35.0
DETROIT	64	98	.395	38.0

## A.L. WEST

	W	L	PCT.	GB
HOUSTON*	101	61	.623	-
LOS ANGELES	80	82	.494	21.0
SEATTLE	78	84	.481	23.0
TEXAS	78	84	.481	23.0
OAKLAND	75	87	.463	26.0

## 2017 CARDINALS VS. OPPONENTS

## N.L. EAST

	Home		Road		Totals	
	W	L	W	L	W	L
Atlanta	2	1	3	0	5	1
Miami	2	2	3	0	5	2
New York	2	1	2	2	4	3
Philadelphia	3	0	2	1	5	1
Washington	2	1	1	2	3	3
<b>TOTALS</b>	<b>11</b>	<b>5</b>	<b>11</b>	<b>5</b>	<b>22</b>	<b>10</b>

## N.L. CENTRAL

	Home		Road		Totals	
	W	L	W	L	W	L
Chicago	4	6	1	8	5	14
Cincinnati	5	4	5	5	10	9
Milwaukee	3	7	5	4	8	11
Pittsburgh	7	2	4	6	11	8
<b>TOTALS</b>	<b>19</b>	<b>19</b>	<b>15</b>	<b>23</b>	<b>34</b>	<b>42</b>

## N.L. WEST

	Home		Road		Totals	
	W	L	W	L	W	L
Arizona	2	2	2	1	4	3
Colorado	3	0	1	2	4	2
Los Angeles	2	2	1	2	3	4
San Diego	1	2	3	1	4	3
San Francisco	1	2	3	1	4	3
<b>TOTALS</b>	<b>9</b>	<b>8</b>	<b>10</b>	<b>7</b>	<b>19</b>	<b>15</b>

## A.L. EAST

	Home		Road		Totals	
	W	L	W	L	W	L
Baltimore	-	-	1	2	1	2
Boston	0	2	0	2	0	4
New York	-	-	0	3	0	3
Tampa Bay	1	2	-	-	1	2
Toronto	2	1	-	-	2	1
<b>TOTALS</b>	<b>3</b>	<b>5</b>	<b>1</b>	<b>7</b>	<b>4</b>	<b>12</b>

## A.L. CENTRAL

	Home		Road		Totals	
	W	L	W	L	W	L
Kansas City	2	0	2	0	4	0
<b>TOTALS</b>	<b>2</b>	<b>0</b>	<b>2</b>	<b>0</b>	<b>4</b>	<b>0</b>

OVERALL TOTALS 44 37 39 42 83 79



## 2017 CARDINALS WON-LOST BREAKDOWN

	Home		Road		Totals	
	W	L	W	L	W	L
Shutouts	7	4	5	2	12	6
Shutouts - Individual	1	0	2	0	3	0
Extra Innings	1	6	4	3	5	9
One-Run Decisions	17	13	7	16	24	29
Two-Run Decisions	6	6	6	6	12	12
vs. LH Starters	11	6	8	10	19	16
vs. RH Starters	33	31	31	32	64	63
Grass Fields	44	37	39	42	83	79
Artificial Fields	-	-	-	-	-	-
Day Games	18	8	8	19	26	27
Night Games	26	29	31	23	57	52
April	8	6	4	6	12	12
May	5	9	8	4	13	13
June	8	5	5	11	13	16
July	10	6	4	6	14	12
August	6	5	9	8	15	13
September	9	7	7	5	16	12
October	0	1	-	-	0	1

	WON	LOST
Starters	61	50
Relievers	22	29
Streaks	8	7

DOUBLE-HEADERS	WON	LOST	SPLIT
Home	1	0	1
Road	0	0	0

	ST. LOUIS	OPPONENTS
Double Plays	164	163
Triple Plays	0	1
Left On Base	1118	1097
Grand Slam HR	4	4
Home Runs - Home	90	84
Home Runs - Road	106	99

## 2017 CARDINALS RECORD WHEN

Scoring first	51-34
Opponent scores first	32-45
Scoring more than 3 runs	69-27
Scoring 3 runs	5-18
Scoring fewer than 3 runs	9-34
Scoring in 3 or fewer innings	57-75
Scoring in 4 or more innings	26-4
First game of Series	26-27
Last game of Series	23-30
First game of road trip	3-9
Last game of road trip	4-8
First game of homestand	7-6
Last game of homestand	7-6
Following off-days	7-13
Final at-bat decisions	14-19
Come-from-behind wins	36
Walk-off wins/losses	4-7

Out-hit opponents	60-20
Out-hit by opponents	15-53
In errorless games	49-41
Extra innings	5-9
Shutouts	12-6
Leading after 7 innings	71-6
Tied after 7 innings	3-12
Trailing after 7 innings	9-61
Leading after 8 innings	73-5
Tied after 8 innings	7-11
Trailing after 8 innings	3-63
Runs via HR	299
Opponent runs via HR	285
Review Challenges	26-20

By Day:	
Monday	8-5
Tuesday	13-13
Wednesday	13-9
Thursday	10-13
Friday	13-13
Saturday	14-11
Sunday	12-15

By Month:	
Spring	20-8-4
April	12-12
May	13-13
June	13-16
July	14-12
August	15-13
September	16-12
October	0-1

By Series:	
Won: 21	Split: 6
Lost: 22	Sweeps: 10-6

## SCORING BY INNING

	1	2	3	4	5	6	7	8	9	10	11	12+	Total
CARDINALS	73	87	97	116	65	94	77	89	44	5	11	3	761
OPPONENTS	85	69	78	82	85	69	73	94	55	8	2	5	705



## 2017 CARDINALS DAY BY DAY

Date	Team	H/R	D/N	Score	Winner-Loser-Save	ATT	W-L	STD	GA/GB
4/2	CHI	H/N		W, 4-3	Oh-Montgomery	#47,566	1-0	1	+0.5
4/3					OPEN DATE		1-0	1	+1.0
4/4	CHI	H/N		L, 2-1	Arrieta-Wainwright-Davis	#46,760	1-1	T1	---
4/5	CHI	H/D			POSTPONED - RAIN		1-1	T1	---
4/6	CHI*	H/D		L, 6-4	Lackey-Cecil-Davis	44,039	1-2	3	-1.0
4/7	CIN	H/N		L, 2-0	Garrett-Leake-Iglesias	44,653	1-3	5	-2.0
4/8	CIN	H/D		W, 10-4	Wacha-Arroyo	#46,558	2-3	4	-1.0
4/9	CIN	H/D		L, 8-0	Feldman-Martinez	45,200	2-4	4	-2.0
4/10	WSH	R/N		L, 14-6	Roark-Wainwright	27,413	2-5	T4	-3.0
4/11	WSH	R/N		L, 8-3	G.Gonzalez-Lynn	30,663	2-6	5	-4.0
4/12	WSH	R/D		W, 6-1	Leake-Scherzer	31,647	3-6	5	-4.0
4/13					OPEN DATE		3-6	T4	-3.5
4/14	NYY	R/N		L, 4-3	Tanaka-Wacha-Chapman	39,102	3-7	5	-3.5
4/15	NYY	R/D		L, 3-2	Sabathia-Martinez-Clippard	43,031	3-8	5	-4.5
4/16	NYY	R/N		L, 9-3	Pineda-Wainwright	31,706	3-9	5	-4.5
4/17	PIT	H/N		W, 2-1	Lynn-NOVA-Oh	40,172	4-9	5	-4.0
4/18	PIT	H/N		W, 2-1	Leake-Kuhl-Oh	38,806	5-9	5	-4.0
4/19	PIT	H/D		W, 2-1	Wacha-Cole-Rosenthal	40,182	6-9	T4	-3.0
4/20	MIL	R/N		L, 7-5	Davies-Martinez-Barnes	26,451	6-10	5	-3.0
4/21	MIL	R/N		W, 6-3	Wainwright-Peralta-Oh	23,126	7-10	5	-2.5
4/22	MIL	R/N		W, 4-1	Lynn-Torres-Oh	30,865	8-10	4	-2.5
4/23	MIL	R/D		W, 6-4	Leake-Nelson-Oh	31,158	9-10	3	-1.5
4/24					OPEN DATE		9-10	T3	-2.0
4/25	TOR	H/N		L, 6-5 (11)	Grilli-Socolovich-Tepera	40,223	9-11	4	-3.0
4/26	TOR	H/N			POSTPONED - RAIN		9-11	T3	-2.5
4/27	TOR	H/D		W, 8-4 (11)	Bowman-Tepera	40,099	10-11	3	-2.0
	TOR*	H/N		W, 6-4	Wainwright-Lawrence-Rosenthal	40,035	11-11	3	-1.5
4/28	CIN	H/N		W, 7-5	Lynn-Adleman-Oh	42,722	12-11	2	-0.5
4/29	CIN	H/D			POSTPONED-RAIN		12-11	2	-1.0
4/30	CIN	H/D		L, 5-4	Peralta-Rosenthal-Iglesias	45,682	12-12	T2	-1.0
					<b>APRIL TOTALS</b>	<b>602,697</b>	<b>12-12</b>	<b>T2</b>	<b>-1.0</b>
5/1	MIL	H/N		L, 7-5 (10)	Drake-Oh-Feliz	36,339	12-13	T3	-1.0
5/2	MIL	H/N		W, 2-1	Martinez-Peralta-Rosenthal	38,616	13-13	T2	-1.0
5/3	MIL	H/N			POSTPONED-RAIN		13-13	T2	-1.5
5/4	MIL	H/N		L, 5-4	Drake-Bowman-Feliz	36,250	13-14	4	-2.5
5/5	ATL	R/N		W, 10-0	Lynn-Foltynewicz	34,465	14-14	T3	-1.5
5/6	ATL	R/N		W, 5-3	Leake-Teheran-Oh	40,706	15-14	3	-0.5
5/7	ATL	R/D		W, 6-4 (14)	Tuivailala-Collmenter-Siegrist	40,200	16-14	2	-0.5
5/8	MIA	R/N		W, 9-4	Martinez-Conley-Socolovich	16,750	17-14	1	+0.5
5/9	MIA	R/N		W, 6-5	Rosenthal-Ramos-Oh	17,166	18-14	1	+0.5
5/10	MIA	R/N		W, 7-5	Tuivailala-J.Garcia-Oh	18,614	19-14	1	+1.0
5/11					OPEN DATE		19-14	1	+0.5
5/12	CHI	H/N		L, 3-2	Butler-Leake-Davis	#47,601	19-15	1	+0.5
5/13	CHI	H/D		W, 5-3	Martinez-Lester-Oh	#47,882	20-15	1	+1.0
5/14	CHI	H/D		W, 5-0	Wainwright-Arrieta	#47,925	21-15	1	+1.0
5/15					OPEN DATE		21-15	1	+1.5
5/16	BOS	H/N		L, 6-3	E.Rodriguez-Lynn-Kimbrel	41,514	21-16	1	+0.5
5/17	BOS	H/N		L, 5-4 (13)	Abad-Tuivailala-Taylor	44,365	21-17	2	-0.5
5/18					OPEN DATE		21-17	2	-1.0
5/19	SF	H/N		L, 6-5	Morris-Oh-Melancon	44,548	21-18	2	-2.0
5/20	SF	H/N		L, 3-1 (13)	Strickland-Siegrist-Melancon	45,072	21-19	2	-2.5
5/21	SF	H/D		W, 8-3	Wainwright-Cain	#47,533	22-19	2	-1.5
5/22					OPEN DATE		22-19	2	-1.5
5/23	LAD	R/N		L, 2-1 (13)	Fields-Broxton	41,248	22-20	T2	-1.5
5/24	LAD	R/N		W, 6-1	Leake-Hill	40,653	23-20	T2	-0.5
5/25	LAD	R/N		L, 7-3	Maeda-Wacha-Ryu	47,427	23-21	3	-1.0
5/26	COL	R/N		L, 10-0	Senzatela-Martinez	40,312	23-22	3	-1.0
5/27	COL	R/N		W, 3-0	Wainwright-Freeland-Oh	#48,106	24-22	T2	-0.5
5/28	COL	R/D		L, 8-4	Marquez-Lynn	#48,372	24-23	T2	-1.5



## 2017 CARDINALS DAY BY DAY

Date	Team	H/R	D/N	Score	Winner-Loser-Save	ATT	W-L	STD	GA/GB
5/29	LAD	H/D	L, 5-1	Hill-Leake	#46,241	24-24	T2	-1.5	
5/30	LAD	H/N	L, 9-4	Morrow-Wacha	38,466	24-25	T2	-1.5	
5/31	LAD	H/N	W, 2-1	Martinez-Stripling-Oh	40,304	25-25	2	-1.5	
<b>MAY TOTALS</b>						<b>602,656</b>	<b>13-13</b>	<b>2</b>	<b>-1.5</b>
6/1	LAD	H/D	W, 2-0	Wainwright-McCarthy-Oh	40,477	26-25	2	-1.5	
6/2	CHI	R/D	L, 3-2	Strop-Rosenthal-Davis	41,051	26-26	2	-1.5	
6/3	CHI	R/D	L, 5-3	Rondon-Leake-Davis	41,164	26-27	3	-1.5	
6/4	CHI	R/N	L, 7-6	Strop-Bowman-Uehara	39,868	26-28	3	-2.5	
6/5	CIN	R/N	L, 4-2	Bonilla-Martinez-Iglesias	16,325	26-29	3	-2.5	
6/6	CIN	R/N	L, 13-1	Adleman-Wainwright	18,620	26-30	4	-3.5	
6/7	CIN	R/N	L, 6-4	Peralta-Cecil-Iglesias	20,891	26-31	4	-4.5	
6/8	CIN	R/D	L, 5-2	Feldman-Leake-Iglesias	28,917	26-32	4	-4.5	
6/9	PHI	H/N	W, 3-2	Wacha-Hellickson-Oh	42,971	27-32	4	-4.5	
6/10	PHI	H/D	W, 7-0	MARTINEZ-Pivetta	43,911	28-32	4	-3.5	
6/11	PHI	H/D	W, 6-5	Wainwright-Nola-Oh	#47,325	29-32	3	-2.5	
6/12	<b>OPEN DATE</b>						29-32	3	-2.5
6/13	MIL*	H/D	W, 6-0	Lynn-Suter-Lyons	40,083	30-32	3	-1.5	
	MIL	H/N	L, 8-5	Hughes-Rosenthal-Knebel	40,115	30-33	3	-2.5	
6/14	MIL	H/N	L, 7-6	Garza-Leake-Knebel	38,061	30-34	3	-3.5	
6/15	MIL	H/N	L, 6-4	Torres-Oh-Drake	#45,228	30-35	3	-4.5	
6/16	BAL	R/N	W, 11-2	Martinez-Gausman	26,341	31-35	3	-4.5	
6/17	BAL	R/D	L, 15-7	Miley-Wainwright	27,788	31-36	3	-4.5	
6/18	BAL	R/D	L, 8-5	U. Jimenez-Lynn-Brach	34,854	31-37	3	-5.5	
6/19	<b>OPEN DATE</b>						31-37	T3	-5.0
6/20	PHI	R/N	W, 8-1 (11)	Siegrist-Ramos	22,070	32-37	T3	-4.0	
6/21	PHI	R/N	W, 7-6 (10)	Cecil-Ramos-Oh	25,037	33-37	3	-4.0	
6/22	PHI	R/D	L, 5-1	Nola-Martinez	23,623	33-38	3	-5.0	
6/23	PIT	H/N	L, 4-3	Rivero-Oh	#47,112	33-39	T3	-5.0	
6/24	PIT	H/N	L, 7-3	Cole-Lynn	#46,735	33-40	4	-5.0	
6/25	PIT	H/N	W, 8-4	Rosenthal-Nicasio	43,719	34-40	T3	-5.0	
6/26	CIN*	H/D	W, 8-2	Wacha-Finnegan	46,535	35-40	3	-4.5	
6/27	ARI	R/N	L, 6-5 (10)	Rodney-Bowman	24,256	35-41	3	-4.5	
6/28	ARI	R/N	W, 4-3	Wainwright-Godley-Rosenthal	23,188	36-41	3	-3.5	
6/29	ARI	R/D	W, 10-4	Lynn-R. De La Rosa	27,603	37-41	3	-3.5	
6/30	WSH	H/N	W, 8-1	Leake-Roark	41,398	38-41	3	-3.5	
<b>JUNE TOTALS</b>						<b>563,670</b>	<b>13-16</b>	<b>3</b>	<b>-3.5</b>
7/1	WSH	H/N	W, 2-1	Wacha-G.Gonzalez-Bowman	43,614	39-41	3	-3.5	
7/2	WSH	H/N	L, 7-2	Scherzer-Martinez	43,640	39-42	3	-3.5	
7/3	MIA	H/N	W, 14-6	Wainwright-Locke	42,694	40-42	3	-3.5	
7/4	MIA	H/D	L, 5-2	Urena-Lynn-Ramos	38,497	40-43	3	-4.5	
7/5	MIA	H/N	L, 9-6	McGowan-Leake-Ramos	40,204	40-44	3	-5.5	
7/6	MIA	H/D	W, 4-3	Wacha-Koehler-Oh	37,780	41-44	3	-5.5	
7/7	NYM	H/N	L, 6-5	deGrom-Martinez-Reed	43,849	41-45	3	-6.5	
7/8	NYM	H/D	W, 4-1	Wainwright-Wheeler-Oh	44,013	42-45	3	-5.5	
7/9	NYM	H/D	W, 6-0	Lynn-Matz	42,925	43-45	T2	-5.5	
<b>1ST HALF TOTALS</b>						<b>2,145,839</b>	<b>43-45</b>	<b>T2</b>	<b>-5.5</b>
7/10	All-Star Break								
7/11	All-Star Game - Miami, Florida								
7/12	All-Star Break								
7/13	<b>OPEN DATE</b>						<b>43-45</b>	<b>T2</b>	<b>-5.5</b>
7/14	PIT	R/N	L, 5-2	Rivero-Oh	24,988	43-46	3	-6.5	
7/15	PIT	R/N	W, 4-0	Lynn-Taillon	35,658	44-46	3	-6.5	
7/16	PIT	R/D	L, 4-3	LeBlanc-Cecil	29,247	44-47	3	-6.5	
7/17	NYM	R/N	W, 6-3	Wainwright-Wheeler-Cecil	29,977	45-47	3	-5.5	
7/18	NYM	R/N	W, 5-0	WACHA-Montero	29,964	46-47	3	-4.5	
7/19	NYM	R/N	L, 7-3	deGrom-Leake-Reed	32,228	46-48	4	-4.5	
7/20	NYM	R/D	L, 3-2	Reed-Rosenthal	39,640	46-49	4	-4.5	
7/21	CHI	R/D	W, 11-4	Bowman-Edwards	42,186	47-49	4	-3.5	
7/22	CHI	R/D	L, 3-2	Lester-Bowman-Davis	41,969	47-50	4	-4.5	



## 2017 CARDINALS DAY BY DAY

Date	Team	H/R	D/N	Score	Winner-Loser-Save	ATT	W-L	STD	GA/GB
7/23	CHI	R/N	L, 5-3	Quintana-Wacha-Davis	41,582	47-51	4	-4.5	
7/24	COL	H/N	W, 8-2	Leake-Senzatela	40,486	48-51	4	-4.0	
7/25	COL	H/N	W, 3-2	Rosenthal-McGee	41,514	49-51	4	-4.0	
7/26	COL	H/N	W, 10-5	Martinez-Hoffman	38,162	50-51	3	-3.5	
7/27	ARI	H/N	L, 4-0	Godley-Weaver	39,208	50-52	T3	-4.5	
7/28	ARI	H/N	W, 1-0	Wacha-McFarland-Rosenthal	41,230	51-52	3	-3.5	
7/29	ARI	H/N	L, 7-1	Greinke-Leake	#48,052	51-53	3	-4.5	
7/30	ARI	H/D	W, 3-2	Lynn-Walker-Rosenthal	40,827	52-53	3	-4.5	
7/31				OPEN DATE		52-53	3	-4.5	
<b>JULY TOTALS</b>						<b>666,695</b>	<b>14-12</b>	<b>3</b>	<b>-4.5</b>
8/1	MIL	R/N	L, 3-2	Nelson-Martinez-Knebel	30,150	52-54	3	-5.5	
8/2	MIL	R/N	W, 5-4	Weaver-Suter-Rosenthal	34,433	53-54	3	-4.5	
8/3	MIL	R/D	L, 2-1	Garza-Cecil-Knebel	40,170	53-55	3	-4.5	
8/4	CIN	R/N	L, 3-2	Wojciechowski-Leake-Iglesias	36,443	53-56	T3	-4.5	
8/5	CIN	R/N	W, 4-1	Lynn-Castillo-Rosenthal	35,571	54-56	3	-4.5	
8/6	CIN	R/D	W, 13-4	Cecil-Bailey	25,168	55-56	3	-3.5	
8/7	KC	R/N	W, 11-3	Martinez-Kennedy	#38,478	56-56	3	-3.5	
8/8	KC	R/N	W, 10-3	Wacha-Vargas	37,267	57-56	3	-2.5	
8/9	KC	H/N	W, 8-5	Bowman-Maurer-Rosenthal	44,139	58-56	T2	-1.5	
8/10	KC	H/N	W, 8-6	Lyons-Minor-Rosenthal	41,706	59-56	2	-1.0	
8/11	ATL	H/N	W, 8-5	Wainwright-Foltynewicz-Bowman	41,928	60-56	2	-1.0	
8/12	ATL	H/N	W, 6-5	Martinez-Sims-Rosenthal	#46,360	61-56	T1	---	
8/13	ATL	H/D	L, 6-3	Dickey-Wacha-Vizcaino	44,534	61-57	2	-1.0	
8/14				OPEN DATE		61-57	2	-1.5	
8/15	BOS	R/N	L, 10-4	Porcello-Leake	#37,345	61-58	T2	-1.5	
8/16	BOS	R/N	L, 5-4	Kimbrel-Duke	#37,181	61-59	3	-2.5	
8/17	PIT	R/N	W, 11-7	Tuivailala-Benoit	31,499	62-59	3	-1.5	
8/18	PIT	R/N	W, 11-10	Martinez-T.Williams-Oh	29,906	63-59	2	-1.5	
8/19	PIT	R/D	L, 6-4	Kuhl-Wacha-Rivero	34,660	63-60	3	-2.5	
8/20	PIT%	R/N	L, 6-3	Nova-Leake-Rivero	2,596	63-61	3	-3.5	
8/21				OPEN DATE		63-61	3	-3.5	
8/22	SD	H/N	L, 12-4	Stammen-Bowman	38,767	63-62	3	-4.5	
8/23	SD	H/N	W, 6-2	Weaver-Chacin	38,762	64-62	3	-4.5	
8/24	SD	H/N	L, 4-3	Yates-Tuivailala-Hand	38,726	64-63	3	-4.5	
8/25	TB	H/N	L, 7-3	Romo-Wacha	40,050	64-64	3	-4.5	
8/26	TB	H/N	W, 6-4	Lyons-Boxberger	41,295	65-64	3	-4.5	
8/27	TB	H/D	L, 3-2 (10)	Romo-Tuivailala-Colome	44,469	65-65	3	-4.5	
8/28				OPEN DATE		65-65	3	-5.0	
8/29	MIL	R/N	W, 10-2	Weaver-Garza	31,985	66-65	3	-5.0	
8/30	MIL	R/D	L, 6-5	Anderson-C.Martinez-Knebel	28,964	66-66	3	-6.0	
8/31	SF	R/N	W, 5-2	Wacha-Cain-Oh	40,783	67-66	3	-6.0	
<b>AUGUST TOTALS</b>						<b>460,736</b>	<b>15-13</b>	<b>3</b>	<b>-6.0</b>
9/1	SF	R/N	W, 11-6	Lyons-Dyson	37,797	68-66	3	-6.0	
9/2	SF	R/D	L, 2-1 (10)	Dyson-Sherriff	39,513	68-67	3	-7.0	
9/3	SF	R/D	W, 7-3	Weaver-Bumgarner	39,784	69-67	3	-6.0	
9/4	SD	R/D	W, 2-0	MARTINEZ-Perdomo	25,028	70-67	3	-5.0	
9/5	SD	R/N	W, 8-4	Wacha-Wood	17,806	71-67	3	-4.0	
9/6	SD	R/N	W, 3-1	Sherriff-Lamet-Lyons	21,411	72-67	T2	-4.0	
9/7	SD	R/N	L, 3-0	Richard-Lynn-Hand	21,334	72-68	T2	-5.0	
9/8	PIT	H/N	W, 4-1	Weaver-T.Williams-Nicasio	40,966	73-68	T2	-4.0	
9/9	PIT	H/N	W, 4-3	Lyons-Kontos-Nicasio	44,378	74-68	T2	-3.0	
9/10	PIT	H/D	W, 7-0	Wacha-Nova	44,683	75-68	T2	-2.0	
9/11				OPEN DATE		75-68	2	-2.0	
9/12	CIN	H/N	W, 13-4	Lynn-Stephenson	40,030	76-68	2	-2.0	
9/13	CIN	H/N	L, 6-0	Mahle-Flaherty	40,124	76-69	3	-3.0	
9/14	CIN	H/D	W, 5-2	Weaver-Garrett	40,230	77-69	T2	-3.0	



## 2017 CARDINALS DAY BY DAY

Date	Team	H/R	D/N	Score	Winner-Loser-Save	ATT	W-L	STD	GA/GB
9/15	CHI	R/D		L, 8-2	Edwards-Martinez	38,464	77-70	3	-4.0
9/16	CHI	R/D		L, 4-1	Hendricks-Wacha-Davis	40,959	77-71	3	-5.0
9/17	CHI	R/D		L, 4-3	Strop-Lyons-Davis	37,242	77-72	3	-6.0
9/18					OPEN DATE		77-72	3	-6.0
9/19	CIN	R/N		W, 8-7 (10)	Nicasio-Adleman-Lyons	17,165	78-72	3	-6.0
9/20	CIN	R/N		W, 9-2	Weaver-R.Davis	12,903	79-72	3	-5.0
9/21	CIN	R/N		W, 8-5	Martinez-Bailey	14,903	80-72	3	-5.0
9/22	PIT	R/N		W, 4-3	Nicasio-Rivero	23,942	81-72	2	-5.0
9/23	PIT	R/N		L, 11-6	Cole-Lynn	29,672	81-73	3	-5.0
9/24	PIT	R/D		L, 4-1	Taillon-Oh-Rivero	28,550	81-74	3	-6.0
9/25	CHI	H/N		L, 10-2	Lester-Weaver	42,516	81-75	3	-7.0
9/26	CHI	H/N		W, 8-7	Duke-Arrieta-Nicasio	41,944	82-75	3	-6.0
9/27	CHI	H/N		L, 5-1	Lackey-Wacha	42,070	82-76	3	-7.0
9/28	CHI	H/N		L, 2-1 (11)	Tseng-Bowman	43,094	82-77	3	-8.0
9/29	MIL	H/N		L, 5-3	Anderson-Gant	44,815	82-78	3	-9.0
9/30	MIL	H/D		W, 7-6	Sherriff-Swarzak-Nicasio	42,246	83-78	3	-9.0
<b>SEPTEMBER TOTALS</b>						<b>507,096</b>	<b>16-12</b>	<b>3</b>	<b>-9.0</b>
10/1	MIL	H/D		L, 6-1	Wilkerson-Flaherty	44,787	83-79	3	-9.0
<b>OCTOBER TOTALS</b>						<b>44,787</b>	<b>0-1</b>	<b>3</b>	<b>-9.0</b>
<b>2ND HALF TOTALS</b>						<b>1,302,098</b>	<b>40-34</b>	<b>3</b>	<b>-9.0</b>
<b>SEASON TOTALS</b>						<b>3,447,937</b>	<b>83-79</b>	<b>3</b>	<b>-9.0</b>

NOTE: Pitchers' complete games in CAPS; extra innings shown in parentheses; \* indicates make-up game due to rain out; # indicates sellout; % indicates game played in Williamsport, PA. as MLB Little League Classic game.





## 2017 CARDINALS FINAL STATISTICS

## BATTING

BATTER	AVG	G	AB	R	H	TB	2B	3B	HR	RBI	SH-SF	HP	BB	IBB	SO	SB	CS	DP	SLG	OBP
Adams, Matt	.292	31	48	4	14	19	2	0	1	7	0-1	0	4-0	17	0	0	0	.396	.340	
Bader, Harrison	.235	32	85	10	20	32	3	0	3	10	0-1	1	5-1	24	2	1	1	.376	.283	
Bowman, Matt	.000	76	0	0	0	0	0	0	0	0	1-0	0	0-0	0	0	0	0	.000	.000	
Brebbia, John	.000	50	1	0	0	0	0	0	0	0	0-0	0	0-0	0	0	0	0	.000	.000	
Carpenter, Matt	.241	145	497	91	120	224	31	2	23	69	2-5	9	109-4	125	2	1	5	.451	.384	
Cecil, Brett	.000	73	1	0	0	0	0	0	0	0	0-0	0	0-0	0	0	0	0	.000	.000	
DeJong, Paul	.285	108	417	55	119	222	26	1	25	65	0-1	4	21-1	124	1	0	8	.532	.325	
Diaz, Aledmys	.259	79	286	31	74	112	17	0	7	20	1-1	0	13-1	42	4	1	9	.392	.290	
Flaherty, Jack	.000	6	6	0	0	0	0	0	0	0	0-0	0	0-0	2	0	0	0	.000	.000	
Fowler, Dexter	.264	118	420	68	111	205	22	9	18	64	0-4	4	63-6	101	7	3	10	.488	.363	
RIGHT	.252		107		27	45	8	2	2	12	0-0	0	13-0	18			3	.421	.333	
LEFT	.268		313		84	160	14	7	16	52	0-4	4	50-6	83			7	.511	.372	
Fryer, Eric	.155	34	71	7	11	14	3	0	0	3	0-0	1	11-0	18	0	0	3	.197	.277	
Gant, John	.000	7	3	0	0	0	0	0	0	0	0-0	0	0-0	0	0	0	0	.000	.000	
Garcia, Greg	.253	133	241	27	61	80	9	2	2	20	5-1	6	37-0	64	2	1	6	.332	.365	
Gonzales, Marco	1.000	1	1	0	1	1	0	0	0	0	0-0	0	0-0	0	0	0	0	1.000	1.000	
Grichuk, Randal	.238	122	412	53	98	195	25	3	22	59	0-2	2	26-3	133	5	2	9	.473	.285	
Gyorko, Jedd	.272	125	426	52	116	201	21	2	20	67	0-7	1	47-1	105	6	2	12	.472	.341	
Huffman, Chad	.286	12	14	3	4	6	0	1	0	0	0-0	0	1-0	6	0	0	0	.429	.333	
Kelly, Carson	.174	34	69	5	12	15	3	0	0	6	0-0	1	5-0	11	0	0	3	.217	.240	
Leake, Mike	.170	27	47	2	8	9	1	0	0	4	5-0	0	3-0	15	0	0	2	.191	.220	
Lynn, Lance	.074	33	54	2	4	6	2	0	0	0	5-0	1	1-0	25	0	0	1	.111	.107	
RIGHT	.088		34		3	4	1	0	0	0	3-0	1	1-0	17			1	.118	.139	
LEFT	.050		20		1	2	1	0	0	0	2-0	0	0-0	8			0	.100	.050	
Lyons, Tyler	.000	50	1	0	0	0	0	0	0	0	0-0	0	1-0	1	0	0	0	.000	.500	
Martinez, Carlos	.177	34	62	5	11	14	3	0	0	11	5-0	1	1-0	19	0	0	1	.226	.203	
Martinez, Jose	.309	106	272	47	84	141	13	1	14	46	1-2	0	32-2	60	4	0	9	.518	.379	
Mejia, Alex	.109	29	46	6	5	8	0	0	1	3	1-0	0	2-0	13	0	0	2	.174	.146	
Molina, Yadier	.273	136	501	60	137	220	27	1	18	82	1-9	4	28-4	74	9	4	14	.439	.312	
Nicasio, Juan	.000	9	1	0	0	0	0	0	0	0	0-0	0	0-0	0	0	0	0	.000	.000	
Peralta, Jhonny	.204	21	54	3	11	11	0	0	0	0	0-0	0	4-0	13	0	0	2	.204	.259	
Pham, Tommy	.306	128	444	95	136	231	22	2	23	73	2-3	10	71-0	117	25	7	18	.520	.411	
Piscotty, Stephen	.235	107	341	40	80	125	16	1	9	39	0-3	5	52-2	87	3	6	11	.367	.342	
Rosario, Alberto	.000	3	3	0	0	0	0	0	0	0	0-0	0	0-0	1	0	0	1	.000	.000	
Sierra, Magneuris	.317	22	60	10	19	19	0	0	0	5	0-0	0	4-0	14	2	2	0	.317	.359	
Valera, Breyvic	.100	5	10	0	1	1	0	0	0	0	0-0	0	1-0	0	0	0	0	.100	.182	
RIGHT	.000		1		0	0	0	0	0	0	0-0	0	0-0	0			0	.000	.000	
LEFT	.111		9		1	1	0	0	0	0	0-0	0	1-0	0			0	.111	.200	
Voit, Luke	.246	62	114	18	28	49	9	0	4	18	0-0	3	7-0	31	0	0	4	.430	.306	
Wacha, Michael	.043	30	46	3	2	2	0	0	0	3	7-1	0	1-0	22	0	0	2	.043	.063	
Wainwright, Adam	.262	26	42	7	11	19	2	0	2	11	7-0	0	1-0	15	0	0	2	.452	.279	
Weaver, Luke	.158	15	19	2	3	3	0	0	0	1	3-0	0	1-0	9	0	0	0	.158	.200	
Wong, Kolten	.285	108	354	55	101	146	27	3	4	42	1-3	12	41-11	60	8	2	4	.412	.376	
<b>ST. LOUIS</b>	<b>.256</b>	<b>162</b>	<b>5470</b>	<b>761</b>	<b>1402</b>	<b>2330</b>	<b>284</b>	<b>28</b>	<b>196</b>	<b>728</b>	<b>47-44</b>	<b>65</b>	<b>593-36</b>	<b>1348</b>	<b>80</b>	<b>32</b>	<b>139</b>	<b>.426</b>	<b>.334</b>	
<b>OPPONENTS</b>	<b>.253</b>	<b>162</b>	<b>5507</b>	<b>705</b>	<b>1393</b>	<b>2266</b>	<b>262</b>	<b>31</b>	<b>183</b>	<b>675</b>	<b>40-45</b>	<b>67</b>	<b>493-50</b>	<b>1351</b>	<b>54</b>	<b>32</b>	<b>145</b>	<b>.411</b>	<b>.320</b>	



## 2017 CARDINALS FINAL STATISTICS

### PITCHING

PITCHER	W-L	ERA	G	GS	CG	GF	SHO	SV	IP	H	R	ER	HR	BB-IBB	SO	WP	AVG
Alcantara, Sandy	0-0	4.32	8	0	0	3	0	0	8.1	9	6	4	2	6-0	10	0	.273
Bowman, Matt	3-6	3.99	75	0	0	10	0	2	58.2	52	29	26	4	18-2	46	1	.239
Brebbia, John	0-0	2.44	50	0	0	13	0	0	51.2	37	15	14	8	11-3	51	2	.193
Broxton, Jonathan	0-1	6.89	20	0	0	8	0	0	15.2	23	12	12	2	11-2	16	1	.371
Cecil, Brett	2-4	3.88	73	0	0	12	0	1	67.1	67	31	29	7	16-3	66	3	.262
Duke, Zach	1-1	3.93	27	0	0	1	0	0	18.1	13	8	8	3	6-2	12	2	.197
Flaherty, Jack	0-2	6.33	6	5	0	0	0	0	21.1	23	15	15	4	10-1	20	0	.284
Gant, John	0-1	4.67	7	2	0	1	0	0	17.1	17	9	9	4	10-1	11	0	.266
Gonzales, Marco	0-0	13.50	1	1	0	0	0	0	3.1	6	5	5	3	0-0	2	0	.375
Leake, Mike	7-12	4.21	26	26	0	0	0	0	154.0	169	83	72	19	35-3	103	2	.282
Lucas, Josh	0-0	3.68	5	0	0	2	0	0	7.1	7	3	3	2	4-0	7	1	.259
Lynn, Lance	11-8	3.43	33	33	0	0	0	0	186.1	151	80	71	27	78-5	153	2	.223
Lyons, Tyler	4-1	2.83	50	0	0	12	0	3	54.0	39	17	17	3	20-2	68	1	.206
Martinez, Carlos	12-11	3.64	32	32	2	0	2	0	205.0	179	93	83	27	71-3	217	9	.232
Mayers, Mike	0-0	11.57	3	0	0	1	0	0	4.2	8	8	6	2	4-1	3	0	.421
Nicasio, Juan	2-0	1.64	9	0	0	7	0	4	11.0	9	2	2	1	2-0	11	0	.214
Oh, Seung-Hwan	1-6	4.10	62	0	0	38	0	20	59.1	68	31	27	10	15-9	54	1	.285
Rosenthal, Trevor	3-4	3.40	50	0	0	16	0	11	47.2	37	20	18	3	20-0	76	2	.210
Sherriff, Ryan	2-1	3.14	13	0	0	2	0	0	14.1	13	5	5	2	4-0	15	0	.236
Siegrist, Kevin	1-1	4.98	39	0	0	7	0	1	34.1	35	19	19	4	20-2	36	2	.271
Socolovich, M	0-1	8.68	15	0	0	7	0	1	18.2	27	20	18	4	4-0	14	0	.338
Tuivailala, Sam	3-3	2.55	37	0	0	19	0	0	42.1	35	12	12	4	11-3	34	2	.223
Wacha, Michael	12-9	4.13	30	30	1	0	1	0	165.2	170	82	76	17	55-3	158	5	.267
Wainwright, Adam	12-5	5.11	24	23	0	0	0	0	123.1	140	73	70	14	45-4	96	2	.286
Weaver, Luke	7-2	3.88	13	10	0	0	0	0	60.1	59	27	26	7	17-1	72	0	.254
<b>ST. LOUIS</b>	<b>83-79</b>	<b>4.01</b>	<b>162</b>	<b>162</b>	<b>3</b>	<b>159</b>	<b>12</b>	<b>43</b>	<b>1450.1</b>	<b>1393</b>	<b>705</b>	<b>646</b>	<b>183</b>	<b>493-50</b>	<b>1351</b>	<b>38</b>	<b>.253</b>
<b>OPPONENTS</b>	<b>79-83</b>	<b>4.40</b>	<b>162</b>	<b>162</b>	<b>1</b>	<b>161</b>	<b>6</b>	<b>45</b>	<b>1446.2</b>	<b>1402</b>	<b>761</b>	<b>708</b>	<b>196</b>	<b>593-36</b>	<b>1348</b>	<b>55</b>	<b>.256</b>

## 2017 CARDINALS LEADERS

BATTING	
Average	Pham ..... .306
On-Base Percentage	Pham ..... .411
Slugging Percentage	Pham ..... .520
Games	Carpenter ..... 145
At-Bats	Molina ..... 501
Runs	Pham ..... 95
Hits	Molina ..... 137
Doubles	Carpenter ..... 31
Triples	Fowler ..... 9
Home Runs	DeJong ..... 25
RBI	Molina ..... 82
Walks	Carpenter ..... 109
Strikeouts	Grichuk ..... 133
Sacrifice Bunts	Wacha/Wainwright ..... 7
Sacrifice Flies	Molina ..... 9
Stolen Bases	Pham ..... 25
Caught Stealing	Pham ..... 7
GIDP	Pham ..... 18

PITCHING	
ERA (starter)	Lynn ..... 3.43
ERA (reliever)	Brebbia ..... 2.44
Wins	Martinez/Wacha/Wainwright.. 12
Losses	Leake ..... 12
Games	Bowman ..... 75
Games Started	Lynn ..... 33
Games Finished	Oh ..... 38
Complete Games	Martinez, C. .... 2
Saves	Oh ..... 20
Shutouts	Martinez, C. .... 2
Innings	Martinez, C. .... 205.0
Strikeouts	Martinez, C. .... 217
Walks	Lynn ..... 78



## 2017 CARDINALS HIGHS &amp; LOWS

## TEAM MISCELLANEOUS

Longest Winning Streak: 8 games	8/5-12
Longest Losing Streak: 7 games	6/2-8
Longest Game - Innings: 14	5/7 at ATL
Longest Game -Time (overall): 4:20	5/17 vs. BOS
Longest Game -Time (9-inn game): 3:55	5/30 vs. LAD
Shortest Game -Time (9-inn game): 2:14	4/17 vs. PIT
Largest Crowd -Home: #48,052	7/29 vs. ARI
Largest Crowd -Road: 48,372	5/28 at COL
Largest Margin of Victory: 10 runs (10-0)	5/5 at ATL
Largest Margin of Defeat: *12 runs (13-1)	6/6 at CIN
Largest Comeback Win: 6 runs	9/30 vs. MIL
Comeback Wins (4 or more runs): 7	9/30 vs. MIL
Most Left on Base: 14	4/2 vs. CHI
Most Errors: 4	4/25 vs. TOR
Longest Errorless Streak (Games): 10	6/10-20
Most Doubleplays Turned-Cardinals: 5	5/7 at ATL
Most Doubleplays Turned-Opponent: *4	9/22 at PIT

## TEAM BATTING

Most Runs - Inning - Cards: *9 (4th)	8/6 at CIN
Most Runs - Inning - Opponent: *8 (1st)	9/23 at PIT
Most Runs - 1st Inning - Cards: 4	7/3 vs. MIA
Most Runs - 1st Inning - Opponent: 8	9/23 at PIT
Most Runs - Game - Cards: 14	7/3 vs. MIA
Most Runs - Game - Opponent: 15	6/17 at BAL
Most Runs - Game - Both Clubs: 22	6/17 at BAL
Most Hits - Game - Cards: *16	8/6 at CIN
Most Hits - Game - Opponent: 19	4/10 at WSH
Most Hits - Game - Both Clubs: 30	8/17 at PIT
Fewest Hits - Game - Cards: 2	4/7 vs. CIN
Most Extra Base Hits - Game - Cards: 9	9/20 at CIN
Most Bunt Hits - Game - Cards: 2	5/4 vs. MIL
Most Singles - Game - Cards: *11	8/17 at PIT
Most Doubles - Game - Cards: *6	9/20 at CIN
Most Triples - Game - Cards: 4	9/1 at SF
Most Home Runs - Game - Cards: 5	6/16 at BAL
Most Home Runs - Game - Opponent: 5	6/17 at BAL
Longest Home Run Streak (Games): 15	6/11-26
Most Stolen Bases - Game - Cards: 4	9/14 vs. CIN
Most Stolen Bases - Game - Opponent: 3	8/25 vs. TB

## TEAM PITCHING

Most Strikeouts - Game - Cards: 19	5/23 at LAD
Most Strikeouts - Game - Opponent: *17	9/28 vs. CHI
Fewest Strikeouts - Game - Cards: 1	8/11 vs. ATL
Fewest Strikeouts - Game - Opponent: 1	5/21 vs. SF
Most Walks - Game - Cards: *8	7/2 vs. WSH
Most Walks - Game - Opponent: 12	4/8 vs. CIN
Fewest Walks - Game - Cards: *0	9/20 at CIN
Fewest Walks - Game - Opponents: *0	7/25 vs. COL
Fewest Hits Allowed: *3	9/4 at SD

## INDIVIDUAL BATTING

Longest Hit Streak-Games: *16, Molina	6/8-7/1
Longest On-Base Streak-Games: 27, J.Martínez	8/30-End of Season
Longest HR Streak-Games: *4, Grichuk	7/21-7/24
Longest Run Streak-Games: *8, Carpenter	4/30-5/8
Longest RBI Streak-Games: 6, DeJong	7/21-26
Most Runs - Game: 4, Pham	9/12 vs. CIN
Most Hits - Game: *4, Grichuk	7/26 vs. COL
Most Bunt Hits - Game: *1, Garcia	8/20 at PIT
Most Doubles - Game: 3, DeJong	7/8 vs. NYM
Most Triples - Game: *1, Fowler & Grichuk	9/26 vs. CHI
Most Home Runs - Game: *2, J.Martínez	9/5 at SD
Grand Slams - Last: *1, Fowler	8/10 vs. KC
Most RBI - Game: *5, Molina	9/10 vs. PIT
Most SB - Game: *2, Pham	9/28 vs. CHI
Most Walks - Game: 4, Carpenter	9/12 vs. CIN
Most Int. Walks - Game: *1, J.Martínez	9/26 vs. CHI
Most HBP - Game: 2, Garcia	8/23 vs. SD

## INDIVIDUAL PITCHING

Most K's Game-Starter: *11, C.Martínez	6/10 vs. PHI
Most K's Game-Reliever: 7, Lyons	6/17 at BAL
Longest Winning Streak: 7, Weaver	8/2-9/20
Longest Losing Streak: 6, Oh	5/1-End of Season
Most IP Game-Starter: *9.0, C.Martínez	9/4 at SD
Most IP Game-Reliever: *3.1, Lyons	6/17 at BAL
Consecutive Scoreless IP: 18.2, Lyons	7/7-9/1
Fewest Hits Allowed - CG: *3, C.Martínez	9/4 at SD

\* Happened more than once - last time listed.

# Busch Stadium III record.



## 2017 CARDINALS DETAILED HITTING

Player	Multi-Hit Games						GWRBI	Multi-RBI Games						Hits		2-out RBI
	2H	3H	4H	5H	6H	Total		2RBI	3RBI	4RBI	5RBI	6+RBI	Total	Infield	Bunt	
Adams	1	1				2		1				1	2		3	
Bader	5	1				6	3	2	1			3	7	1	7	
Carpenter	23	1	1			25	5	13	3		1	17	6	3	22	
DeJong	21	9	1			31	5	17	3			20	10		21	
Díaz	16	3	1			20	4	2	1	1		4	19	3	10	
Fowler	24	8				32	12	12	5		1	18	6		25	
Fryer	1					1							2		3	
Garcia, G.	7	3				10	3	3				3	5	2	6	
Grichuk	22	3	1			26	5	9	3	1	1	14	11		22	
Gyorko	22	9	1			32	9	13	3			16	7		26	
Huffman													1			
Kelly	1					1		1				1	3		2	
Leake							1	1				1	1			
Lynn																
Martínez, C.	2					2	1			1		1	2	2	5	
Martínez, J.	17	2				19	3	10	4	1		15	5		13	
Mejia	1					1	1	1				1			2	
Molina	29	5				34	11	11	6	2	1	20	3		29	
Peralta	1					1										
Pham	32	7	1			40	4	19	4	1		24	13	1	18	
Piscotty	16	2				18	4	8	1		1	10	9	1	15	
Sierra	4	2				6		1				1	4		3	
Voit	6					6	1	1	1	2		4	1		9	
Wacha															1	
Wainwright	1					1	2	2		1		3	1		2	
Weaver							1									
Wong	21	5				26	5	4	1	1		6	16	4	10	
<b>TOTALS</b>	<b>273</b>	<b>61</b>	<b>6</b>	<b>0</b>	<b>0</b>	<b>340</b>	<b>80</b>	<b>131</b>	<b>36</b>	<b>11</b>	<b>5</b>	<b>0</b>	<b>183</b>	<b>134</b>	<b>17</b>	<b>254</b>

\*The Cardinals scored 264 two-out runs.



## 2017 CARDINALS LINEUP

## GAMES STARTED BY EACH POSITION IN BATTING ORDER

- 1 Carpenter 89, Fowler 51, Wong 14, Garcia 3, Pham 2, Bader 2, Valera 1
- 2 Pham 87, Díaz 23, Fowler 13, Piscotty 9, Grichuk 8, Carpenter 6, Garcia 5, J. Martínez 5, Bader 4, Wong 1, Mejia 1
- 3 DeJong 51, Carpenter 45, Piscotty 32, Fowler 22, Pham 5, J. Martínez 3, Molina 3, Grichuk 1
- 4 Gyorko 84, J. Martínez 26, Fowler 18, Piscotty 12, Grichuk 7, Molina 4, Voit 4, DeJong 2, Adams 2, Peralta 2, Carpenter 1
- 5 Molina 113, Piscotty 9, J. Martínez 8, Díaz 5, DeJong 4, Adams 4, Peralta 4, Fowler 3, Grichuk 3, Wong 3, Pham 2, Bader 2, Gyorko 1, Kelly 1
- 6 Díaz 26, Wong 17, Gyorko 16, Piscotty 15, Molina 13, Grichuk 13, DeJong 12, J. Martínez 11, Pham 11, Voit 9, Peralta 6, Garcia 5, Bader 3, Adams 2, Fowler 2, Sierra 1
- 7 Grichuk 38, Wong 30, DeJong 22, Garcia 13, Piscotty 11, Gyorko 9, Díaz 8, Pham 7, Voit 5, Bader 4, J. Martínez 4, Kelly 4, Peralta 2, Sierra 2, Fryer 1, Mejia 1, Valera 1
- 8 Wong 33, Grichuk 27, Garcia 24, Fryer 14, Sierra 11, DeJong 10, Kelly 9, Mejia 8, Díaz 7, J. Martínez 6, Bader 5, Piscotty 4, Pham 2, Huffman 1, Voit 1
- 9 Lynn 31, C. Martínez 29, Wacha 28, Leake 25, Wainwright 21, Weaver 10, Flaherty 5, DeJong 3, Grichuk 3, Garcia 2, Gant 2, Wong 1, Gyorko 1, Gonzales 1

Lineups Used: 144

## GAMES STARTED BY POSITION

- C Molina 133, Fryer 15, Kelly 14  
 1B Carpenter 110, J. Martínez 29, Voit 18, Gyorko 3, Adams 2  
 2B Wong 99, Garcia 21, DeJong 19, Carpenter 13, Gyorko 5, Mejia 3, Valera 2  
 SS DeJong 84, Díaz 67, Garcia 8, Mejia 3  
 3B Gyorko 102, Garcia 23, Carpenter 16, Peralta 14, Mejia 4, Diaz 3  
 LF Pham 85, Grichuk 49, J. Martínez 20, Adams 4, Bader 2, Sierra 2  
 CF Fowler 108, Pham 30, Bader 17, Sierra 5, Grichuk 2  
 RF Piscotty 92, Grichuk 49, J. Martínez 11, Sierra 7, Bader 1, Huffman 1, Pham 1  
 P Lynn 33, C. Martínez 32, Wacha 30, Leake 26, Wainwright 23, Weaver 10, Flaherty 5, Gant 2, Gonzales 1  
 DH J. Martínez 3, Adams 2, Carpenter 2, Fowler 1, Gyorko 1, Voit 1

## WELCOME TO THE SHOW!

The Cardinals had 11 rookies make their Major League debut during the 2017 season, six position players and five pitchers.

Pos.	Player	Date	Opponent	Debut Stats
RHP	Sandy Alcántara	September 3	at San Francisco Giants	Relief: 0.2 IP, 2H, 1ER, 1BB, 1K
OF	Harrison Bader	July 25	vs. Colorado Rockies	Started in CF: 1-4 (2B), run
RHP	John Brebbia	May 28	at Colorado Rockies	Relief: 0.1 IP
INF	Paul DeJong	May 28	at Colorado Rockies	PH home run, 9th inning (1-0)
RHP	Jack Flaherty	September 1	at San Francisco Giants	GS: ND, 4.0 IP, 8H, 5R, 1BB, 6K
RHP	Josh Lucas	August 19	at Pittsburgh Pirates	Relief: 2.0 IP, 4H, 1R, 2K
INF	Alex Mejia	June 29	at Arizona Diamondbacks	Started at 2B: 0-2
LHP	Ryan Sherriff	August 25	vs. Tampa Bay Rays	Relief: 3.0 IP, 2H, 0R, 1BB, 4K
OF	Magneuris Sierra	May 7	at Atlanta Braves	Started in CF: 1-6, run
INF	Breyvic Valera	September 5	at San Diego Padres	Started at 2B: 0-4
1B	Luke Voit	June 25	vs. Pittsburgh Pirates	Pinch hit: hit-by-pitch



## 2017 CARDINALS DEFENSE

Player	Fielding Gems	Outfield Assists	Errors T - F - Other	Base-Stealing			Pitcher's CS Pick-Offs	Catcher's ERA
				CS	ATT	PCT		
Alcantara			0-1-0					
Bader		1	2-0-0					
Bowman	1		1-0-0	1	3	33%		
Broxton				1	2	50%		
Brebbia				0	4	0%		
Carpenter	8		3-10-0					
Cecil	1		1-0-0	2	7	29%	1	
DeJong	7		8-4-0					
Díaz	5		5-1-0					
Duke				1	2	50%	1	
Flaherty				1	1	100%		
Fowler	5	5	0-1-0					
Fryer				2	7	29%		4.04 (73 er/162.2 ic)
Gant				1	1	100%	1	
Garcia, G.	3		3-3-0					
Grichuk	11	4	1-2-0					
Gyorko	6		5-5-0					
Kelly			0-0-1	2	8	25%		3.94 (71 er/162.0 ic)
Leake	1			2	7	29%	2	
Lucas				1	2	50%		
Lynn			1-1-0	7	11	64%		
Lyons	1		1-0-0	1	4	25%		
Martínez, C.			4-0-0	4	8	50%		
Martínez, J.			0-3-0					
Mejía	1		1-0-0					
Molina	1		6-1-0	23	66	35%	3	4.01 (502 er/1125.2 ic)
Nicasio	1			0	2	0%		
Peralta			1-1-0					
Pham	10	8	0-1-0					
Piscotty	7	5	1-1-0					
Rosenthal				1	2	50%		
Sherriff				0	1	0%		
Siegrist				2	4	50%	1 1	
Sierra			1-2-0					
Tuivailala				0	2	0%		
Voit	1							
Wacha				3	17	18%		
Wainwright				1	3	33%		
Weaver			1-0-0	3	3	100%	1 1	
Wong	10		4-6-0					
<b>TOTALS</b>	<b>80</b>	<b>23</b>	<b>50-43-1</b>	<b>32</b>	<b>86</b>	<b>37%</b>	<b>5 4</b>	<b>4.01 (646 er/1450.1 ic)</b>



## 2017-2018 CARDINALS TRANSACTIONS

**February 2:** Signed RHP Carlos Martinez to a five-year contract with club options for 2022 and 2023.

**February 13:** Signed RHP Michael Wacha on a one-year contract.

**February 24:** Signed OF Adolis Garcia to a minor league contract.

**March 2:** Agreed to terms on one-year 2017 contracts with 21 remaining pre-arbitration eligible players.

**March 6:** Returned RHPs Junior Fernandez and Jake Woodford to minor league camp.

**March 13:** Optioned LHP Marco Gonzales to Memphis (AAA) and INF's Eliezer Alvarez and Edmundo Sosa to Palm Beach (A). Re-assigned pitchers Sandy Alcantara, Jack Flaherty, Austin Gomber, Daniel Pineda and Robby Rowland and catchers Andrew Knizner, Jeremy Martinez and Dennis Ortega to minor league camp.

**March 15:** Optioned OF Magneuris Sierra to Palm Beach (A).

**March 18:** Optioned RHP Luke Weaver to Memphis (AAA) and re-assigned RHP Mitch Harris to minor league camp.

**March 19:** Optioned RHP Rowan Wick and OF Anthony Garcia to Memphis (AAA) and re-assigned RHP Josh Lucas and LHP Zach Phillips to minor league camp.

**March 20:** Optioned INF Breyvic Valera to Memphis (AAA) and re-assigned C Gabriel Lino and OF Todd Cunningham to minor league camp.

**March 22:** Optioned RHP Sam Tuivailala to Memphis (AAA).

**March 25:** Optioned OF Tommy Pham to Memphis (AAA).

**March 27:** Optioned C Carson Kelly and RHP Mike Mayers to Memphis (AAA) and re-assigned INF Patrick Wisdom and OF Adolis Garcia to minor league camp.

**March 29:** Placed LHP Zach Duke (left elbow) on the 60-day disabled list; purchased the contract of C Eric Fryer from Memphis (AAA); re-assigned INF Paul DeJong, RHP Arturo Reyes, LHP Ryan Sherriff and OF's Harrison Bader and Chad Huffman to Memphis.

**March 30:** Placed RHP's John Gant (right groin), Alex Reyes (right elbow surgery), Trevor Rosenthal (right lat strain) and LHP Tyler Lyons (right knee) on the 10-day disabled list. Recalled RHP Sam Tuivailala from Memphis (AAA).

**March 31:** Re-assigned C Alberto Rosario and INF Wilfredo Tovar to Memphis (AAA).

**April 2:** Signed C Yadier Molina to a three-year (2018-20) contract extension.

**April 3:** Signed OF Stephen Piscotty to a six-year (2017-22) contract that includes a club option for 2023.

**April 7:** Sent LHP Tyler Lyons to Memphis (AAA) on a 30-day injury rehabilitation assignment.

**April 9:** Optioned RHP Sam Tuivailala to Memphis (AAA), following the game.

**April 10:** Activated RHP Trevor Rosenthal from the 10-day disabled list.

**April 20:** Placed INF Jhonny Peralta on the 10-day disabled list (upper respiratory), retroactive to April 17. Activated LHP Tyler Lyons (right knee) from the 10-day D.L.

**April 24:** Outrighted OF Anthony Garcia off 40-man ML roster.

**April 25:** INF Matt Carpenter served one game MLB suspension.

**April 27:** Recalled RHP Sam Tuivailala from Memphis (AAA) as 26th man for second game of doubleheader. Optioned Tuivailala to Memphis following the game.

**May 2:** Placed LHP Tyler Lyons on the 10-day disabled list (right intercostal strain) and recalled RHP Sam Tuivailala from Memphis (AAA).

**May 5:** Placed OF Stephen Piscotty (right hamstring strain) on the 10-day disabled list and recalled OF Tommy Pham from Memphis (AAA). Sent INF Jhonny Peralta to Palm Beach (A) on an injury rehabilitation assignment.

**May 7:** Placed OF/1B Jose Martinez (left groin) on the 10-day disabled list and recalled OF Magneuris Sierra from Palm Beach (A).

**May 10:** Sent LHP Tyler Lyons to Peoria (A) on a 30-day injury rehabilitation assignment.

**May 14:** Transferred INF Jhonny Peralta's injury rehabilitation assignment from Palm Beach (A) to Memphis (AAA).

**May 15:** Transferred LHP Tyler Lyons injury rehabilitation assignment from Peoria (A) to Memphis (AAA).

**May 16:** Activated RHP John Gant from the 10-day disabled list and optioned him to Memphis (AAA). Sent OF Stephen Piscotty to Springfield (AA) on a 20-day injury rehabilitation assignment.

**May 19:** Activated INF Jhonny Peralta from the 10-day disabled list. Optioned OF Magneuris Sierra to Springfield (AA).

**May 20:** Traded 1B Matt Adams to the Atlanta Braves in exchange for minor league INF Juan Yezpe who was assigned to Peoria (A). Activated OF Stephen Piscotty from the 10-day disabled list. Transferred LHP Tyler Lyons' injury rehabilitation assignment from Memphis (AAA) to Springfield (AA).

**May 21:** Optioned RHP Sam Tuivailala to Memphis (AAA), following the game.

**May 23:** Activated LHP Tyler Lyons from the 10-day disabled list.

**May 26:** Sent OF/1B Jose Martinez to Palm Beach (A) on a 20-day injury rehabilitation assignment.

**May 27:** Designated RHP Miguel Socolovich for assignment. Purchased RHP John Brebbia from Memphis (AAA).

**May 28:** Placed 2B Kolten Wong (left elbow strain) on the 10-day disabled list, retroactive to May 27. Purchased INF Paul DeJong from Memphis (AAA).

**May 29:** Activated OF/1B Joe Martinez from the 10-day disabled list and optioned OF Randal Grichuk to Palm Beach (A). Outrighted RHP Miguel Socolovich to Memphis (AAA).

**May 31:** Recalled RHP John Gant from Memphis (AAA) and gave RHP Jonathan Broxton his unconditional release.

**June 1:** Placed INF Jedd Gyorko on paternity leave following the game.

**June 2:** Recalled OF Magneuris Sierra from Springfield (AA).

**June 4:** Reinstated INF Jedd Gyorko from paternity leave and optioned OF Magneuris Sierra to Springfield (AA).

**June 6:** Sent 2B Kolten Wong to Peoria (A) on a 20-day injury rehabilitation assignment.

**June 7:** Optioned RHP John Gant to Memphis (AAA). Purchased the contract of OF/1B Chad Huffman from Memphis. Agreed to terms on a minor league contract with free-agent RHP Hector Mendoza.

**June 8:** Transferred OF Randal Grichuk's option to Memphis (AAA).

**June 9:** Activated 2B Kolten Wong from the 10-day disabled list. INF Jhonny Peralta designated for assignment. Third Base Coach Chris Maloney re-assigned within the organization. Mike Shildt named Third Base coach. Ron "Pop" Warner named assistant coach. Mark Budaska named Assistant Hitting Coach while Bill Mueller is away on personal leave.

**June 11:** Optioned INF Paul DeJong to Memphis (AAA) following the game.

**June 13:** Recalled RHP Sam Tuivailala from Memphis (AAA) and added LHP Marco Gonzales from Memphis as the 26th man for the second game of double-header. INF Jhonny Peralta given his unconditional release. Returned LHP Marco Gonzales to Memphis following the game.

**June 15:** Placed 2B Kolten Wong (right tricep strain) on the 10-day disabled list. Recalled INF Paul DeJong from Memphis (AAA).

**June 25:** Recalled OF Randal Grichuk & RHP Mike Mayers and purchased the contract of 1B Luke Voit from Memphis (AAA). Placed OF Dexter Fowler (right heel spur) & LHP Kevin Siegrist (cervical spine sprain) on the 10-day disabled list (Siegrist retroactive to June 23), and optioned OF Chad Huffman to Memphis.

**June 28:** Optioned SS Aledmys Diaz to Memphis (AAA) and purchased the contract of INF Alex Mejia from Memphis. Transferred RHP Alex Reyes to the 60-day disabled list.



## 2017-2018 CARDINALS TRANSACTIONS

(Continued)

**June 30:** Named John Mozeliak as President of Baseball Operations. Promoted Michael Girsch to Vice President and General Manager. Sent LHP Zach Duke to GCL Cardinals on a 30-day injury rehabilitation assignment.

**July 2:** Announced a pair of trades, sending international cap space to the Boston Red Sox for minor league INF's Stanley Espinal & Imeldo Diaz and doing the same with the Toronto Blue Jays in exchange for minor league OF Lane Thomas. Optioned RHP Mike Mayers to Memphis (AAA), following the game.

**July 3:** Recalled RHP Luke Weaver from Memphis (AAA).

**July 4:** Transferred the 30-day injury rehabilitation assignment of LHP Zach Duke from GCL Cardinals (R) to Palm Beach Cardinals (A).

**July 5:** Sent 2B Kolten Wong to Springfield (AA) on a 20-day injury rehabilitation assignment.

**July 7:** Activated OF Dexter Fowler from the 10-day disabled list. Optioned OF/1B Jose Martínez to Memphis (AAA). Transferred the 30-day injury rehabilitation assignment of LHP Zach Duke from Palm Beach (A) to Memphis (AAA). Sent LHP Kevin Siegrist to Springfield (AA) on a 30-day injury rehabilitation assignment.

**July 9:** Optioned INF Alex Mejia and RHP Luke Weaver to Memphis (AAA), following the game.

**July 10:** Activated INF Kolten Wong from the 10-day disabled list.

**July 13:** Activated LHP Kevin Siegrist from the 10-day disabled list. Placed OF Randal Grichuk on 10-day disabled list retroactive to July 10 (low back strain). Recalled OF José Martínez from Memphis (AAA).

**July 15:** Placed OF Stephen Piscotty on the 10-day disabled list (right groin strain). Recalled OF Magneuris Sierra from Springfield (AA).

**July 19:** Sent OF Randal Grichuk to Springfield (AA) on a 20-day injury rehabilitation assignment.

**July 20:** Optioned RHP Sam Tuivailala to Memphis (AAA) and OF Magneuris Sierra to Springfield (AA), following the game.

**July 21:** Recalled C Carson Kelly from Memphis (AAA). Activated OF Randal Grichuk from the 10-day disabled list. Activated LHP Zach Duke from the 60-day disabled list and added to the 40-man roster. Designated for assignment C Eric Fryer. Traded LHP Marco Gonzales to the Seattle Mariners in exchange for minor league OF Tyler O'Neill.

**July 24:** Outrighted C Eric Fryer who elected free agency.

**July 25:** Placed OF Dexter Fowler (left forearm strain) and RHP Adam Wainwright (mid-back tightness) on the 10-day disabled list. Purchased the contract of OF Harrison Bader from Memphis (AAA). Outrighted OF Chad Huffman and granted him his unconditional release.

**July 26:** Recalled RHP Mike Mayers from Memphis (AAA). Optioned RHP Mike Mayers to Memphis, following the game.

**July 27:** Recalled RHP Luke Weaver from Memphis (AAA). Sent OF Stephen Piscotty to Peoria (A) on a 20-day injury rehabilitation assignment.

**July 31:** Optioned OF Harrison Bader to Memphis (AAA). August 31: Recalled RHP John Gant from Memphis (AAA). Reinstated LHP Kevin Siegrist from the D.L. and designated him for assignment.

**August 1:** Activated OF Stephen Piscotty off the 10-day disabled list.

**August 3:** Optioned RHP Luke Weaver to Memphis (AAA) following the game.

**August 4:** Recalled RHP Sam Tuivailala from Memphis (AAA).

**August 6:** Activated RHP Adam Wainwright (mid-back) from the 10-day disabled list. Placed LHP Kevin Siegrist (left forearm tendinitis) on the 10-day disabled list, retroactive to August 4.

**August 7:** Activated OF Dexter Fowler (left forearm strain) from the 10-day disabled list and optioned OF Stephen Piscotty to Memphis (AAA).

**August 17:** Placed RHP Trevor Rosenthal (right posterior elbow irritation) on the 10-day disabled list. Recalled RHP Luke Weaver from Memphis (AAA).

**August 18:** Placed RHP Adam Wainwright (right elbow impingement) on the 10-day disabled list. Recalled RHP Mike Mayers from Memphis (AAA). Optioned RHP Mike Mayers to Memphis, following the game.

**August 19:** Purchased RHP Josh Lucas from Memphis (AAA). August 20: Recalled OF Stephen Piscotty from Memphis (AAA) as 26th man for Little League Classic. Optioned 1B Luke Voit to Memphis following the game.

**August 22:** Optioned RHP Josh Lucas to Memphis (AAA), following the game.

**August 23:** Purchased LHP Ryan Sherriff from Memphis (AAA). Moved RHP Trevor Rosenthal (right posterior elbow irritation) to the 60-day disabled list.

**August 24:** Sent LHP Kevin Siegrist (left forearm tendinitis) to Palm Beach (A) on a 30-day injury rehabilitation assignment.

**August 27:** Placed INF Jedd Gyorko (right hamstring strain) on the 10-day disabled list. Recalled 1B Luke Voit from Memphis (AAA).

**August 30:** Acquired minor league SS Rayder Ascanio from Seattle Mariners in exchange for RHP Mike Leake.

**September 1:** Purchased the contract of RHP Jack Flaherty and C Alberto Rosario from Memphis (AAA) and RHP Sandy Alcantara from Springfield (AA). Recalled OF Harrison Bader and INF Alex Mejia from Memphis. Outrighted LHP Sean Gilmartin to Memphis.

**September 2:** LHP Kevin Siegrist claimed off outright waivers by Philadelphia Phillies.

**September 5:** Recalled INF Breyvic Valera from Memphis (AAA).

**September 6:** Acquired RHP Juan Nicasio from Philadelphia Phillies in exchange for minor league INF Eliezer Alvarez.

**September 11:** Optioned INF Breyvic Valera to Memphis (AAA).

**September 12:** Recalled OF Magneuris Sierra from Memphis (AAA).

**September 13:** Activated INF Jedd Gyorko from the 10-day disabled list.

**September 19:** Activated RHP Adam Wainwright from the 10-day disabled list.

**September 20:** Recalled INF Aledmys Diaz and RHP Josh Lucas from Memphis (AAA).

**September 21:** Recalled INF Breyvic Valera from Memphis (AAA).

**September 27:** Named Moises Rodriguez as Assistant General Manager.

**October 2:** Recalled RHP Mike Mayers & RHP Rowan Wick from Memphis (AAA) and INF Edmundo Sosa from Palm Beach (A).

**November 2:** LHP Zach Duke, RHP Lance Lynn, RHP Juan Nicasio and RHP Seung-Hwan Oh all elected Free Agency.

**November 6:** Outrighted INF Alex Mejia and C Alberto Rosario to Memphis (AAA). Reinstated RHP Alex Reyes and RHP Trevor Rosenthal from the 60-day disabled list.

**November 7:** C Alberto Rosario declined assignment to Memphis (AAA) and elected free agency.

**November 9:** Unconditionally released RHP Trevor Rosenthal.

**November 20:** Purchased the contracts of LHP Austin Gomber, RHP Derian Gonzalez, OF Oscar Mercado and OF Tyler O'Neill from Memphis (AAA).

**December 1:** Traded INF Aledmys Diaz to the Toronto Blue Jays in exchange for OF J.B. Woodman.

**December 13:** Signed free agent RHP Miles Mikolas to a two-year contract.

**December 14:** Signed free agent RHP Luke Gregerson to a two-year contract. Acquired OF Marcell Ozuna from the Miami Marlins for RHP Sandy Alcantara, OF Magneuris Sierra, RHP Zac Gallen and LHP Daniel Castano.





## QUALIFICATIONS AND REGULATIONS

### QUALIFICATIONS FOR A BATTING CHAMPION:

Highest batting average and 502 or more plate appearances.

### QUALIFICATIONS FOR A PITCHING CHAMPION:

Lowest ERA and 162 or more innings pitched.

### PLAYER LIMITS:

40 until opening day, when the number must be reduced to 25 until September 1, when it again may become 40.

### QUALIFICATIONS FOR A SAVE:

A relief pitcher shall be credited with a save when he meets all three of the following conditions:

1. He is the finishing pitcher in a game won by his club, and
2. He is not the winning pitcher, and
3. He qualifies under one of the following conditions:
  - a. He enters the game with lead of no more than three runs, and pitches for at least one inning, or
  - b. He enters the game with potential tying run either on base, at-bat, or on deck (that is, the potential tying run is either already on base or is one of the first two batsmen he faces), or
  - c. He pitches effectively for at least three innings.

### DETERMINING BATTING AVERAGE:

Divide the number of at-bats into the number of hits.

### DETERMINING AN EARNED-RUN-AVERAGE:

Multiply the number of earned runs by nine, then divide the number by the number of innings pitched.

### DETERMINING FIELDING AVERAGE:

Divide the total number of putouts and assists by total chances (putouts, assists and errors).

### DETERMINING ON-BASE AVERAGE:

Add the total of hits, walks and hit-by-pitches and divide by the total of at-bats, walks, hit-by-pitches and sacrifice flies.

### DETERMINING SLUGGING AVERAGE:

Divide total bases by the total times at bat. (At-bats do not include walks, sacrifices, hit by pitcher, or times awarded first base by interference or obstruction).

### TRADING REGULATIONS:

Trades may be made with any other major league club in the period from the end of the championship season through July 31 without waivers. Waivers are required, however:

1. If the assignment is to another major league club: From August 1 to the end of the season.
2. If assignment is to a minor league club, with right of recall, at any time after three years from the date the player first reported to a major league club during a championship season.
3. If assigned to a minor league club without right of recall, after acquiring three years service: At any time during the year.

4. If assigned to a minor league club, without right of recall, at any time prior to acquiring three years of service, special waivers are required between September 1 and the opening of the following season. If player is claimed, request may be withdrawn. If no claims are made, club has 7-day period in which to make assignment to minor leagues.

### QUALIFICATIONS FOR A "ROOKIE":

A player shall be considered a rookie unless, during a previous season or seasons, he has (a) exceeded 130 at-bats or 50 innings pitched in the major leagues; or (b) accumulated more than 45 days on the active roster of a major league club or clubs during the period of the 25-player limit (excluding time in military service).

### DETERMINING THE MAGIC NUMBER:

Determine the number of games yet to be played, add one, then subtract the number of games ahead in the lost column of the standings from the closest opponent.

### QUALIFICATIONS FOR FIELDING CHAMPIONSHIP:

Highest fielding average and (a) catcher must have played in at least 81 games; (b) infielder or outfielder must have played in at least 108 games; and (c) pitcher must have 162 innings pitched.

### CONSECUTIVE-GAMES HITTING STREAK:

A consecutive-game hitting streak shall not be terminated if all the player's plate appearances result in a walk, hit batsman, defensive interference or a sacrifice bunt. The streak shall terminate if the player has a sacrifice fly and no hit.

### CONSECUTIVE-GAMES PLAYING STREAK:

A consecutive-game playing streak shall extend if the player plays one half-inning on defense, or if he completes a time at bat by reaching base or being put out. A pinch-running appearance only shall not extend the streak. If a player is ejected from a game by an umpire before he can comply with the requirements of this rule, his streak shall continue.

### REGULATION GAME:

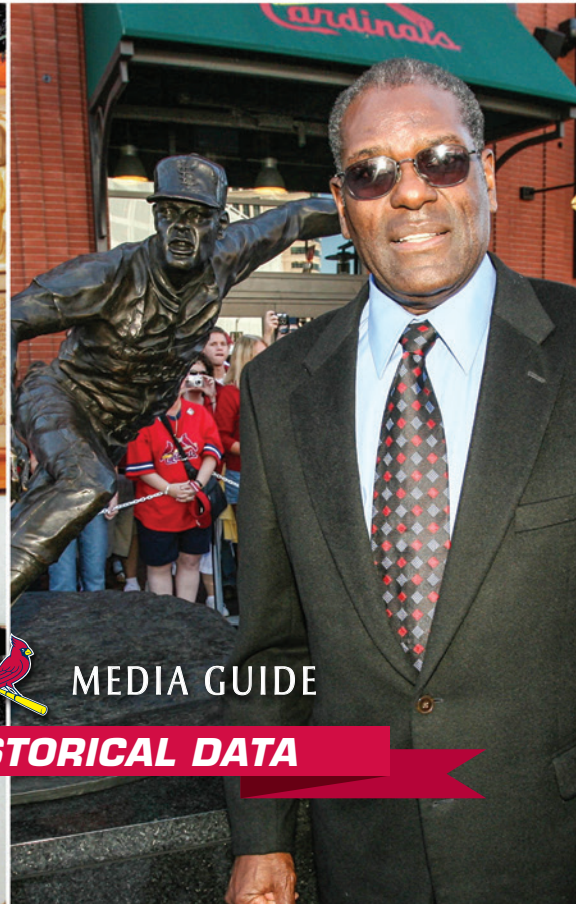

A regulation game consists of nine innings unless extended because of a tie score or shortened because (1) the home team needs none of its half of the ninth or only part of it; or (2) because the umpire-in-chief calls the game after five completed innings. A regulation game may be less than five innings if the home team is ahead after the top of the fifth, or takes the lead or ties the score while at bat in the fifth.

### DISABLED LISTS:

**7-DAY:** Minimum period of inactivity is seven calendar days, beginning on the day after the player's last game. Created specifically for players with concussion symptoms. There is no limit on the number of players that may be placed on this list.

**10-DAY:** Minimum period of inactivity is 10 calendar days, beginning on the day after the player's last game. There is no limit on the number of players that may be placed on this list.

**60-DAY:** Minimum period of inactivity is 60 calendar days. Players on or transferred to this list after August 1 shall remain there for the balance of the regular season and post-season. This list may be used only when a club is at the maximum limit of 40 players.



2018 OFFICIAL



MEDIA GUIDE

**RECORDS & HISTORICAL DATA**



## WHERE THEY FINISHED 1892 – 2017

Year	Pos.	Won	Lost	Pct.	Attendance	Manager
1892	11	56	94	.373	192,442	Chris Von Der Ahe
1893	10	57	75	.432	195,000	Bill Watkins
1894	9	56	76	.424	155,000	George Miller
1895	11	39	92	.298	170,000	Al Buckenberge, Joe Quinn, Lew Phelan, Chris Von Der Ahe
1896	11	40	90	.308	184,000	Harry Diddlebock, Arlie Latham, Von Der Ahe, Roger Connor, Tommy Dowd
1897	12	29	102	.221	136,400	Tommy Dowd, Hugh Nicol, Bill Hallman, Von Der Ahe
1898	12	39	111	.260	151,700	Tim Hurst
1899	5	84	67	.556	373,909	Patsy Tebeau
1900	5	**65	75	.464	270,000	Patsy Tebeau, Louis Heilbroner
1901	4	76	64	.543	379,988	Patsy Donovan
1902	6	56	78	.418	226,417	Patsy Donovan
1903	8	43	94	.314	263,538	Patsy Donovan
1904	5	75	79	.487	386,750	Charles "Kid" Nichols
1905	6	58	96	.377	292,800	Charles "Kid" Nichols, Jimmy Burke, Stanley Robison
1906	7	52	98	.347	283,770	John McCloskey
1907	8	52	101	.340	185,377	John McCloskey
1908	8	49	105	.318	205,129	John McCloskey
1909	7	54	98	.355	299,982	Roger Bresnahan
1910	7	63	90	.412	363,624	Roger Bresnahan
1911	5	75	74	.503	447,768	Roger Bresnahan
1912	6	63	90	.412	241,759	Roger Bresnahan
1913	8	51	99	.340	203,531	Miller Huggins
1914	3	81	72	.529	346,025	Miller Huggins
1915	6	72	81	.471	252,657	Miller Huggins
1916	7	**60	93	.392	224,308	Miller Huggins
1917	3	82	70	.539	301,948	Miller Huggins
1918	8	51	78	.395	110,596	Jack Hendricks
1919	7	54	83	.394	173,604	Branch Rickey
1920	5	**75	79	.487	325,845	Branch Rickey
1921	3	87	66	.569	384,790	Branch Rickey
1922	3	**85	69	.552	536,343	Branch Rickey
1923	5	79	74	.516	338,548	Branch Rickey
1924	6	65	89	.422	272,884	Branch Rickey
1925	4	77	76	.503	405,297	Branch Rickey, Rogers Hornsby
1926	1	*89	65	.578	681,575	Rogers Hornsby
1927	2	92	61	.601	763,615	Bob O'Farrell
1928	1	95	59	.617	778,147	Bill McKechnie
1929	4	78	74	.513	410,921	Billy Southworth, Bill McKechnie, Gabby Street
1930	1	92	62	.597	519,647	Gabby Street
1931	1	*101	53	.656	623,960	Gabby Street
1932	6	**72	82	.468	290,370	Gabby Street
1933	5	82	71	.536	268,404	Gabby Street, Frank Frisch
1934	1	*95	58	.621	334,863	Frank Frisch
1935	2	96	58	.623	517,805	Frank Frisch
1936	2	**87	67	.565	457,925	Frank Frisch
1937	4	81	73	.526	443,039	Frank Frisch
1938	6	71	80	.470	295,229	Frank Frisch, Mike Gonzalez
1939	2	92	61	.601	410,778	Ray Blades

Year	Pos.	Won	Lost	Pct.	Attendance	Manager
1940	3	84	69	.549	331,899	Ray Blades, Mike Gonzalez, Billy Southworth
1941	2	97	56	.634	642,496	Billy Southworth
1942	1	*106	48	.688	571,626	Billy Southworth
1943	1	105	49	.682	535,014	Billy Southworth
1944	1	*105	49	.682	486,751	Billy Southworth
1945	2	95	59	.617	594,180	Billy Southworth
1946	1	*98	58	.628	1,062,553	Eddie Dyer
1947	2	89	65	.578	1,248,013	Eddie Dyer
1948	2	85	69	.552	1,111,454	Eddie Dyer
1949	2	96	58	.623	1,430,676	Eddie Dyer
1950	5	78	75	.510	1,093,199	Eddie Dyer
1951	3	81	73	.526	1,013,429	Marty Marion
1952	3	88	66	.571	913,113	Eddie Stanky
1953	3	**83	71	.539	880,242	Eddie Stanky
1954	6	72	82	.468	1,039,698	Eddie Stanky
1955	7	68	86	.442	849,130	Eddie Stanky, Harry Walker
1956	4	76	78	.494	1,029,773	Fred Hutchinson
1957	2	87	67	.565	1,183,575	Fred Hutchinson
1958	5	**72	82	.468	1,063,730	Fred Hutchinson, Stan Hack
1959	7	71	83	.461	929,953	Solly Hemus
1960	3	86	68	.558	1,096,632	Solly Hemus
1961	5	80	74	.519	855,305	Solly Hemus, Johnny Keane
1962	6	84	78	.519	953,895	Johnny Keane
1963	2	93	69	.574	1,170,546	Johnny Keane
1964	1	*93	69	.574	1,143,294	Johnny Keane
1965	7	80	81	.497	1,241,195	Albert Schoendienst
1966	6	83	79	.512	1,712,980	Albert Schoendienst
1967	1	*101	60	.627	2,090,145	Albert Schoendienst
1968	1	97	65	.599	2,011,177	Albert Schoendienst
1969+	4	87	75	.537	1,682,583	Albert Schoendienst
1970	4	76	86	.469	1,628,729	Albert Schoendienst
1971	2	90	72	.556	1,604,671	Albert Schoendienst
1972	4	75	81	.481	1,196,894	Albert Schoendienst
1973	2	81	81	.500	1,574,012	Albert Schoendienst
1974	2	86	75	.534	1,838,413	Albert Schoendienst
1975	3	**82	80	.506	1,695,394	Albert Schoendienst
1976	5	72	90	.444	1,207,036	Albert Schoendienst
1977	3	83	79	.512	1,659,287	Vernon Rapp
1978	5	69	93	.426	1,278,175	Vernon Rapp, Jack Krol, Ken Boyer
1979	3	86	76	.531	1,627,256	Ken Boyer
1980	4	74	88	.457	1,385,147	Ken Boyer, Jack Krol, Whitey Herzog, Albert Schoendienst
1981	++1	59	43	.578	1,010,247	Whitey Herzog
1982	1	*92	70	.568	2,111,906	Whitey Herzog
1983	4	79	83	.488	2,317,914	Whitey Herzog
1984	3	84	78	.519	2,037,448	Whitey Herzog
1985	1	101	61	.623	2,637,563	Whitey Herzog
1986	3	79	82	.491	2,471,817	Whitey Herzog
1987	1	95	67	.586	3,072,121	Whitey Herzog
1988	5	76	86	.469	2,892,629	Whitey Herzog
1989	3	86	76	.531	3,080,980	Whitey Herzog
1990	6	70	92	.432	2,573,225	Whitey Herzog, Albert Schoendienst, Joe Torre
1991	2	84	78	.519	2,448,699	Joe Torre
1992	3	83	79	.512	2,418,483	Joe Torre
1993	3	87	75	.537	2,844,328	Joe Torre



## WHERE THEY FINISHED 1892 – 2017 (Continued)

Year	Pos.	Won	Lost	Pct.	Attendance	Manager
1994 #	3	**53	61	.465	1,866,544	Joe Torre
1995 #	4	62	81	.434	1,756,727	Joe Torre, Mike Jorgensen
1996	1	88	74	.543	2,654,718	Tony La Russa
1997	4	73	89	.451	2,634,014	Tony La Russa
1998	3	83	79	.509	3,194,092	Tony La Russa
1999	4	75	86	.466	3,225,334	Tony La Russa
2000	1	95	67	.586	3,336,493	Tony La Russa
2001	1	**93	69	.574	3,113,091	Tony La Russa
2002	1	97	65	.599	3,011,756	Tony La Russa
2003	3	85	77	.525	2,910,366	Tony La Russa
2004	1	105	57	.648	3,048,427	Tony La Russa
2005	1	100	62	.617	3,538,948	Tony La Russa
2006	1	*83	78	.516	3,407,114	Tony La Russa
2007	3	78	84	.481	3,552,180	Tony La Russa
2008	4	86	76	.531	3,432,917	Tony La Russa
2009	1	91	71	.562	3,343,252	Tony La Russa
2010	2	86	76	.531	3,301,218	Tony La Russa
2011	2	*90	72	.555	3,093,954	Tony La Russa

Year	Pos.	Won	Lost	Pct.	Attendance	Manager
2012	2	88	74	.543	3,262,109	Mike Matheny
2013	1	97	65	.599	3,369,769	Mike Matheny
2014	1	90	72	.556	3,540,649	Mike Matheny
2015	1	100	62	.617	3,520,889	Mike Matheny
2016	2	86	76	.531	3,444,490	Mike Matheny
2017	3	83	79	.512	3,447,937	Mike Matheny
<b>9,959,9486</b>						<b>.512 171,665,626</b>

\*\* Tied for position.  
 \* World Series champions.  
 + Start of divisional play.  
 ++ Split season due to players' strike. Cardinals finished second in each half but had best overall record in Eastern Division.  
 # Shortened season due to players' strike.

Finished first 26 times, second 19 times, third 22 times, fourth 14 times, fifth 13 times, sixth 11 times, seventh 8 times, eighth 5 times, ninth 1 time, tenth 1 time, eleventh 3 times and twelfth 2 times.

National League championships: 19  
 World Series championships: 11

## CARDINALS RECORD BY DECADE

YEARS	WON-LOST	PCT.	FIRST PLACE FINISHES	WORLD CHAMPIONS
1890s	400-707	.361	None	—
1900s	580-888	.395	None	None
1910s	652-830	.440	None	None
1920s	822-712	.536	1926, 28	1926
1930s	869-665	.566	1930, 31, 34	1931, 34
1940s	960-580	.623	1942, 43, 44, 46	1942, 44, 46
1950s	776-763	.504	None	None
1960s	884-718	.552	1964, 67, 68	1964, 67
1970s	800-813	.496	None	None
1980s	825-734	.529	1981*, 82, 85, 87	1982
1990s	758-794	.488	1996	None
2000s	913-706	.564	2000, 01+, 02, 04, 05, 06, 09	2006
2010s	720-576	.556	2013, 2014, 2015	2011

\* Split season due to players' strike - finished with best overall record in N.L. East. +Tied for first place.

## BEST/WORST WINNING PCT. BY MONTH (SINCE 1966)

Pct.	Best W-L	Year	Month	Pct.	Worst W-L	Year
.722	13-5	1968	APRIL	.167	3-15	1973
.760	19-6	1971	MAY	.308	8-18	1980
.741	20-7	1993	JUNE	.276	8-21	1971
.800	24-6 / 20-5	1968 / 2004	JULY	.276	8-21	1970
.769	20-6	2009	AUGUST	.400	12-18	1973
.778	21-6	2002	SEPTEMBER	.357	10-18	1990
1.000	3-0	2010	OCTOBER	.000	0-4	1986



## CARDINALS PITCHING ALL-TIME TOP 10

## GAMES

1. Jesse Haines . . . . .	554
2. Bob Gibson . . . . .	528
3. Bill Sherdel . . . . .	465
4. Bob Forsch . . . . .	455
5. Al Brazle . . . . .	441
6. Jason Isringhausen . . . . .	401
7. Bill Doak . . . . .	376
8. Todd Worrell . . . . .	348
9. <b>Adam Wainwright</b> . . . . .	<b>344</b>
10. Lindy McDaniel . . . . .	336

## INNINGS PITCHED

1. Bob Gibson . . . . .	3885.1
2. Jesse Haines . . . . .	3202.2
3. Bob Forsch . . . . .	2659.2
4. Bill Sherdel . . . . .	2451.2
5. Bill Doak . . . . .	2387.0
6. Slim Sallee . . . . .	1904.1
7. Ted Breitenstein . . . . .	1897.0
8. <b>Adam Wainwright</b> . . . . .	<b>1891.2</b>
9. Harry Brecheen . . . . .	1788.1
10. Dizzy Dean . . . . .	1738.1

## WINS

1. Bob Gibson . . . . .	251
2. Jesse Haines . . . . .	210
3. Bob Forsch . . . . .	163
4. Bill Sherdel . . . . .	153
5. <b>Adam Wainwright</b> . . . . .	<b>146</b>
6. Bill Doak . . . . .	144
7. Dizzy Dean . . . . .	134
8. Harry Brecheen . . . . .	128
9. Slim Sallee . . . . .	106
10. Mort Cooper . . . . .	105

## COMPLETE GAMES

1. Bob Gibson . . . . .	255
2. Jesse Haines . . . . .	209
3. Ted Breitenstein . . . . .	196
4. Bill Sherdel . . . . .	145
5. Bill Doak . . . . .	144
6. Dizzy Dean . . . . .	141
7. Slim Sallee . . . . .	124
8. Harry Brecheen . . . . .	122
9. Mort Cooper . . . . .	105
10. Jack Powell . . . . .	101

## BASES ON BALLS

1. Bob Gibson . . . . .	1336
2. Jesse Haines . . . . .	873
3. Ted Breitenstein . . . . .	825
4. Bob Forsch . . . . .	780
5. Bill Doak . . . . .	741
6. Bill Hallahan . . . . .	648
7. Bill Sherdel . . . . .	599
8. Bob Harmon . . . . .	597
9. Vinegar Bend Mizell . . . . .	569
10. Max Lanier . . . . .	524

## SHUTOUTS

1. Bob Gibson . . . . .	56
2. Bill Doak . . . . .	30
3. Mort Cooper . . . . .	28
4. Harry Brecheen . . . . .	25
5. Jesse Haines . . . . .	24
6. Dizzy Dean . . . . .	23
7. Max Lanier . . . . .	20
Howie Pollet . . . . .	20
9. Bob Forsch . . . . .	19
10. Ernie Broglio . . . . .	18

## EARNED RUN AVERAGE\*

1. John Tudor . . . . .	2.52
2. Slim Sallee . . . . .	2.67
3. Jack Taylor . . . . .	2.68
4. Johnny Lush . . . . .	2.75
5. Red Ames . . . . .	2.75
6. Mort Cooper . . . . .	2.77
7. Fred Beebe . . . . .	2.82
8. Max Lanier . . . . .	2.85
9. Harry Brecheen . . . . .	2.91
Bob Gibson . . . . .	2.91

\* Minimum 750.0 IP

## WINNING PERCENTAGE\*

1. John Tudor . . . . .	.705
2. Chris Carpenter . . . . .	.683
3. Mort Cooper . . . . .	.677
4. <b>Adam Wainwright</b> . . . . .	<b>.643</b>
5. Dizzy Dean . . . . .	.641
6. Lon Warneke . . . . .	.629
7. Matt Morris . . . . .	.620
8. Harry Brecheen . . . . .	.618
9. Grover Alexander . . . . .	.618
10. Kyle Lohse . . . . .	.611

\* Minimum 750.0 IP

## STRIKEOUTS

1. Bob Gibson . . . . .	3117
2. <b>Adam Wainwright</b> . . . . .	<b>1583</b>
3. Dizzy Dean . . . . .	1095
4. Chris Carpenter . . . . .	1085
5. Bob Forsch . . . . .	1079
6. Matt Morris . . . . .	986
7. Jesse Haines . . . . .	975
8. Steve Carlton . . . . .	951
9. Bill Doak . . . . .	938
10. Lance Lynn . . . . .	919

## SAVES\*

1. Jason Isringhausen . . . . .	217
2. Lee Smith . . . . .	160
3. Todd Worrell . . . . .	129
4. Bruce Sutter . . . . .	127
5. Trevor Rosenthal . . . . .	121
6. Ryan Franklin . . . . .	84
7. Dennis Eckersley . . . . .	66
8. Al Hrabosky . . . . .	59
9. Jason Motte . . . . .	54
10. Dave Veres . . . . .	48

\* Since 1969



## CARDINALS INDIVIDUAL PITCHING RECORDS — SEASON

Most Games (Righthander) 2011 Jason Motte..... 78 2012 Mitchell Boggs..... 78	Lowest Earned Run Average (Lefthander) 1943 Howie Pollet ..... 1.75	Most Earned Runs (Lefthander) 1929 Bill Sherdel ..... 129
Most Games (Lefthander) 2001 Steve Kline ..... 89	Highest Winning Percentage (Righthander) 2012 Kyle Lohse (16-3)..... .842	Most Home Runs Allowed 1948 Murry Dickson ..... 39
Most Games Started (Righthander) 1911 Bob Harmon ..... 41	Highest Winning Percentage (Lefthander) 1945 Harry Brecheen (15-4) ..... .789	Most Walks (Righthander) 1911 Bob Harmon ..... 181
Most Games Started (Lefthander) 1920 Ferdie Schupp..... 37	Most Saves (Righthander) 2015 Trevor Rosenthal..... 48	Most Walks (Lefthander) 1920 Ferdie Schupp..... 127
Most Complete Games (Righthander) 1904 Jack Taylor ..... 39	Most Saves (Lefthander) 1975 Al Hrabosky ..... 22	Most Strikeouts (Righthander) 1970 Bob Gibson ..... 274
Most Complete Games (Lefthander) 1900 Cowboy Jones..... 29	Most Consecutive Games Won (Righthander) 1968 Bob Gibson ..... 15	Most Strikeouts (Lefthander) 1969 Steve Carlton ..... 219
Most Games Finished (Righthander) 2004 Jason Isringhausen ..... 66	Most Consecutive Games Won (Lefthander) 1985 John Tudor ..... 11	Most Hit Batsmen (Righthander) 1953 Gerry Staley ..... 17
Most Games Finished (Lefthander) 1976 Al Hrabosky ..... 45	Most Consecutive Games Lost 2007 Anthony Reyes..... 10	Most Hit Batsmen (Lefthander) 1919 Jakie May ..... 14
Most Innings (Righthander) 1907 Grant McGlynn ..... 352.1	Most Shutouts (Righthander) 1968 Bob Gibson ..... 13	Most Wild Pitches (Righthander) 1907, 1909 Fred Beebe ..... 15
Most Innings (Lefthander) 1907 Ed Karger ..... 310	Most Shutouts (Lefthander) 1985 John Tudor ..... 10	Most Wild Pitches (Lefthander) 1984 Dave LaPoint..... 15
Most Games Won (Righthander) 1934 Dizzy Dean..... 30	Most 1-0 Shutouts, Won 1968 Bob Gibson ..... 5	
Most Games Won (Lefthander) 1928 Bill Sherdel ..... 21 1946 Howie Pollet ..... 21 1985 John Tudor ..... 21	Most Hits Allowed (Righthander) 1901 Jack Powell ..... 351	
Most Games Lost (Righthander) 1907 Grant McGlynn ..... 25 1908 Art Raymond ..... 25	Most Hits Allowed (Lefthander) 1900 Cowboy Jones ..... 334	
Most Games Lost (Lefthander) 1900 Cowboy Jones..... 19 1908 Johnny Lush..... 19 1970 Steve Carlton ..... 19	Most Runs Allowed (Righthander) 1900 Jack Powell ..... 194	
Lowest Earned Run Average (Righthander) 1968 Bob Gibson ..... 1.12	Most Runs Allowed (Lefthander) 1900 Cowboy Jones..... 185	
	Most Earned Runs (Righthander) 1900 Jack Powell ..... 142	



## CARDINALS BATTING ALL-TIME TOP 10

## BATTING AVERAGE

(min. 2500 ABs)

1. Rogers Hornsby .....	.359
2. Johnny Mize .....	.336
3. Joe Medwick .....	.335
4. Stan Musial .....	.331
5. Albert Pujols .....	.328
6. Chick Hafey .....	.326
7. Jim Bottomley .....	.325
8. Frankie Frisch .....	.312
9. Joe Torre .....	.308
10. Ripper Collins .....	.307

## GW-RBI (1980-Present)

1. Albert Pujols .....	204
2. Matt Holliday .....	102
Ray Lankford .....	102
4. Jim Edmonds .....	87
5. Willie McGee .....	85
<b>Yadier Molina .....</b>	<b>85</b>
7. Ozzie Smith .....	83
8. George Hendrick .....	62
9. Tom Herr .....	61
Terry Pendleton .....	61

## AT-BATS

1. Stan Musial .....	10971
2. Lou Brock .....	9125
3. Ozzie Smith .....	7160
4. Red Schoendienst .....	6841
5. Enos Slaughter .....	6775
6. Ken Boyer .....	6334
7. Curt Flood .....	6318
8. Albert Pujols .....	6312
<b>9. Yadier Molina .....</b>	<b>6092</b>
10. Rogers Hornsby .....	5881

## RUNS

1. Stan Musial .....	1949
2. Lou Brock .....	1427
3. Albert Pujols .....	1291
4. Rogers Hornsby .....	1090
5. Enos Slaughter .....	1071
6. Red Schoendienst .....	1025
7. Ozzie Smith .....	991
8. Ken Boyer .....	988
9. Ray Lankford .....	928
10. Jim Bottomley .....	921

## HITS

1. Stan Musial .....	3630
2. Lou Brock .....	2713
3. Rogers Hornsby .....	2110
4. Albert Pujols .....	2073
5. Enos Slaughter .....	2064
6. Red Schoendienst .....	1980
7. Ozzie Smith .....	1944
8. Ken Boyer .....	1855
9. Curt Flood .....	1853
<b>10. Yadier Molina .....</b>	<b>1730</b>

## TOTAL BASES

1. Stan Musial .....	6134
2. Albert Pujols .....	3893
3. Lou Brock .....	3776
4. Rogers Hornsby .....	3342
5. Enos Slaughter .....	3138
6. Ken Boyer .....	3011
7. Jim Bottomley .....	2852
8. Red Schoendienst .....	2657
9. Ted Simmons .....	2626
10. Ray Lankford .....	2606

## GAMES

1. Stan Musial .....	3026
2. Lou Brock .....	2289
3. Ozzie Smith .....	1990
4. Enos Slaughter .....	1820
5. Red Schoendienst .....	1795
<b>6. Yadier Molina .....</b>	<b>1747</b>
7. Curt Flood .....	1738
8. Albert Pujols .....	1705
9. Ken Boyer .....	1667
10. Willie McGee .....	1661

## DOUBLES

1. Stan Musial .....	725
2. Albert Pujols .....	455
3. Lou Brock .....	434
4. Joe Medwick .....	377
5. Rogers Hornsby .....	367
6. Enos Slaughter .....	366
7. Red Schoendienst .....	352
8. Jim Bottomley .....	344
9. Ray Lankford .....	339
10. Ozzie Smith .....	338

## TRIPLES

1. Stan Musial .....	177
2. Rogers Hornsby .....	143
3. Enos Slaughter .....	135
4. Lou Brock .....	121
5. Jim Bottomley .....	119
6. Ed Konetchy .....	94
7. Willie McGee .....	83
8. Joe Medwick .....	81
9. Pepper Martin .....	75
10. Garry Templeton .....	69

## HOME RUNS

1. Stan Musial .....	475
2. Albert Pujols .....	445
3. Ken Boyer .....	255
4. Jim Edmonds .....	241
5. Ray Lankford .....	228
6. Mark McGwire .....	220
7. Rogers Hornsby .....	193
8. Jim Bottomley .....	181
9. Ted Simmons .....	172
10. Johnny Mize .....	158

## RUNS BATTED IN (SINCE 1920)

1. Stan Musial .....	1950
2. Albert Pujols .....	1329
3. Enos Slaughter .....	1149
4. Jim Bottomley .....	1105
5. Ken Boyer .....	1001
6. Ted Simmons .....	929
7. Joe Medwick .....	923
8. Ray Lankford .....	829
9. Lou Brock .....	814
10. Rogers Hornsby .....	806

## STOLEN BASES

1. Lou Brock .....	888
2. Vince Coleman .....	549
3. Ozzie Smith .....	433
4. Willie McGee .....	301
5. Ray Lankford .....	250
6. Jack Smith .....	203
7. Frankie Frisch .....	195
8. Tommy Dowd .....	187
9. Miller Huggins .....	174
10. Lonnie Smith .....	173

## BASES ON BALLS

1. Stan Musial .....	1605
2. Albert Pujols .....	975
3. Ozzie Smith .....	876
4. Enos Slaughter .....	838
5. Ray Lankford .....	780
6. Lou Brock .....	681
7. Rogers Hornsby .....	662
8. Jim Edmonds .....	645
9. Ken Boyer .....	629
10. Ted Simmons .....	624

## PINCH-HITS

1. Gerald Perry .....	70
2. Steve Braun .....	60
3. Willie McGee .....	59
4. Red Schoendienst .....	54
5. Dane Iorg .....	47
Peanuts Lowrey .....	47
7. Matt Adams .....	39
8. Stan Musial .....	35
9. Kerry Robinson .....	34
Skip Schumaker .....	34

## GRAND SLAMS

1. Albert Pujols .....	12
2. Stan Musial .....	9
3. Rogers Hornsby .....	7
Ken Boyer .....	7
Ted Simmons .....	7
6. Jim Bottomley .....	6
Bill White .....	6
<b>8. Yadier Molina</b>	
and seven players with .....	<b>5</b>



## CARDINALS INDIVIDUAL BATTING RECORDS — SEASON

Most Games 1989 Jose Oquendo ..... 163	Most Home Runs, Rookie (Righthanded) 2001 Albert Pujols ..... 37	Most Hit By Pitch 1910 Steve Evans .....31
Most At-Bats (Lefthanded) 1967 Lou Brock ..... 689	Most Home Runs - Home 1998 Mark McGwire ..... 38	Most Strikeouts (Lefthanded) 2000 Jim Edmonds..... 167
Most At-Bats (Righthanded) 1964 Curt Flood..... 679	Most Home Runs - Road 1998 Mark McGwire ..... 32	Most Strikeouts (Righthanded) 1997 Ron Gant ..... 162
Most At-Bats (Switch Hitter) 1979 Garry Templeton ..... 672	Most Home Runs, One Month 1998 Mark McGwire (May)..... 16 1999 Mark McGwire (July) ..... 16	Fewest Strikeouts 1927 Frank Frisch (153 Games) ... 10
Most Runs (Lefthanded) 1901 Jesse Burkett..... 139	Most Grand Slam Home Runs 2009 Albert Pujols .....5	Most Stolen Bases (Lefthanded) 1974 Lou Brock ..... 118
Most Runs (Righthanded) 1922 Rogers Hornsby ..... 141	Most Runs Batted In (Lefthanded) 1929 Jim Bottomley..... 137 1940 Johnny Mize ..... 137	Most Stolen Bases (Righthanded) 1982 Lonnie Smith .....68
Highest Batting Average (Lefthanded) 1899 Jesse Burkett..... .396	Most Runs Batted In (Righthanded) 1937 Joe Medwick..... 154	Most Stolen Bases (Switch Hitter) 1985 Vince Coleman .....110
Highest Batting Average (Righthanded) 1924 Rogers Hornsby ..... 424	Most Runs Batted In By Pitcher 1935 Dizzy Dean ..... 21	Most Caught Stealing 1914 Miller Huggins......36
Highest Batting Average (Switch Hitter) 1985 Willie McGee ..... 353	Most Game-Winning RBIs (Lefthanded) 1982 Keith Hernandez..... 21	Most Consecutive Games Reached Safely without Error (Lefthanded) 1943 Stan Musial......55
Most Hits (Lefthanded) 1948 Stan Musial...... 230	Most Game-Winning RBIs (Righthanded) 2006 Albert Pujols ..... 25	Most Consecutive Games Reached Safely without Error (Righthanded) 1925 Ray Blades .....53
Most Hits (Righthanded) 1922 Rogers Hornsby ..... 250	Most Game-Winning RBIs (Switch Hitter) 1985 Willie McGee ..... 17	Most Consecutive Games Hit Safely (Lefthanded) 1950 Stan Musial......30
Most Hits (Switch Hitter) 1985 Willie McGee ..... 216	Most Total Bases (Lefthanded) 1948 Stan Musial...... 429	Most Consecutive Games Hit Safely (Righthanded) 1922 Rogers Hornsby .....33
Most Hits By Pitcher 1902 Mike O'Neill ..... 43	Most Total Bases (Righthanded) 1922 Rogers Hornsby ..... 450	Most Grounded Into Double Plays 2013 Matt Holliday......31
Most Singles (Lefthanded) 1901 Jesse Burkett...... 180	Most Long Hits (Lefthanded) 1948 Stan Musial...... 103	Fewest Grounded Into Double Plays 1965, 1969 Lou Brock .....2 1997 Ron Gant .....2
Most Singles (Righthanded) 1964 Curt Flood...... 178	Most Long Hits (Righthanded) 1922 Rogers Hornsby ..... 102	Most Pinch-Hits (Lefthanded) 1970 Vic Davalillo .....24 1993 Gerald Perry .....24
Most Doubles (Lefthanded) 2013 Matt Carpenter ..... 55	Most Sacrifice Hits 1943 Harry Walker ..... 36	Most Pinch-Hits (Righthanded) 1953 Peanuts Lowrey......22
Most Doubles (Righthanded) 1936 Joe Medwick...... 64	Most Sacrifice Hits (Pitcher) 1986 Danny Cox...... 16	Most Pinch-Hits (Switch Hitter) 1962 Red Schoendienst......22
Most Triples (Lefthanded) 1894 Roger Connor...... 25	Most Sacrifice Flies 1982 George Hendrick ..... 14	
Most Triples (Righthanded) 1893 Perry Werden ..... 33	Highest Slugging Average (Lefthanded) 1948 Stan Musial...... 702	
Most Triples, Since 1900 (Righthanded) 1915 Tom Long ..... 25	Highest Slugging Average (Righthanded) 1922 Rogers Hornsby ..... .756	
Most Home Runs (Lefthanded) 1940 Johnny Mize ..... 43	Most Bases On Balls (Lefthanded) 2017 Matt Carpenter .....109	
Most Home Runs (Righthanded) 1998 Mark McGwire ..... 70	Most Bases On Balls (Righthanded) 1998 Mark McGwire ..... 162	
Most Home Runs (Switch Hitter) 1934 Ripper Collins ..... 35	Most Bases On Balls (Switch Hitter) 1910 Miller Huggins......116	
Most Home Runs By Pitcher 1965, 1972 Bob Gibson .....5	Most Intentional Bases On Balls 2009 Albert Pujols .....44	
Most Home Runs, Rookie (Lefthanded) 2006 Chris Duncan...... 22		





## CARDINALS INDIVIDUAL SINGLE-GAME AND MULTIPLE-GAME BATTING RECORDS

**Most Times Faced Pitcher**

(9-inning game)  
8 Taylor Douthitt.....7/6/1929 [2]

**Most Times Faced Pitcher  
With No Official At-Bats**

6 Miller Huggins  
(4BB, 1SH, 1SF).....6/1/1910

**Most Runs, Game**

5 Last: J. D. Drew.....5/1/1999

**Most Runs, Game - Pitcher**

3 Last: Tyler Lyons.....6/19/2015

**Most Runs, Two Consecutive  
Games (18 Innings)**

8 Stan Musial.....5/19, 5/20/1948

**Most Hits, Game**

6 Last: Skip Schumaker..7/26/2008

**Most Hits, Game - Pitcher**

4 Last: Mike Torrez.....7/19/1970

**Most Times Six Hits, With Six  
At-Bats In A Game (Career)**

2 Jim Bottomley.....9/16/1924 &  
8/5/1931 [2]

**Most Times Five Hits In A Game,  
Season**

4 Stan Musial.....4/30, 5/19,  
6/22, 9/22/1948

**Most At-Bats With No Hits,  
Doubleheader (Over 18 innings)**

12 Red Schoendienst.....6/9/1947  
(24 innings)

**Most Hits, Two Straight  
Doubleheaders**

14 Bill White.....

**Most Times Reached Base Safely  
Consecutive Plate Appearances,  
Season**

12 Chick Hafey.....1929  
Jim Edmonds.....2000

**Most Consecutive Hits, Season  
(bases on balls shown in streak)**

10 Chick Hafey.....7/6 [2], 7/8,  
7/9/1929 (2 BB)  
Joe Medwick.....7/19 [1 & 2],  
7/21/1936 (1BB)

**Most Doubles, Game**

4 Joe Medwick.....8/4/1937

**Most Doubles, Inning**

2 Last: Allen Craig (7th)..7/21/2012

**Most Doubles, Doubleheader**

5 Joe Medwick.....8/30/1935  
Red Schoendienst.....6/6/1948

**Most Doubles, Two Straight Games**  
6 Red Schoendienst.6/5-6/6 [1]/1948

**Most Doubles, Three Straight Games**  
8 Red Schoendienst.....  
6/5-6/[1&2]/1948

**Most Triples, Game**

3 Last: Jim Bottomley.....6/21/1927

**Most Triples, Inning**

2 Heine Peitz.....7/2/1895

**Most Home Runs, Game**

4 Mark Whiten.....9/7/1993 [2]

**Most Home Runs, Inning**

2 Fernando Tatis.....4/23/1999  
(3rd inning)

**Most Home Runs, Doubleheader  
(homering in each game)**

5 Stan Musial.....5/2/1954  
(3 in G1, 2 in G2)

**Most Three-Homer Games, Season**

2 Johnny Mize 7/13 & 7/20[2]/1938,  
.....5/13 & 9/8 [1]/1940  
Mark McGwire..4/14 & 5/19/1998  
Albert Pujols.....4/16 & 9/3/2006

**Most Consecutive Home Runs,  
Two Games (includes base on balls)**

4 Stan Musial.....7/7 [2] (1HR) &  
7/8/1962 (3HR)  
Albert Pujols.....4/16 (3HR) &  
4/17/2006 (1HR)

**Most Home Runs, Five Straight  
Games**

7 Jim Bottomley.....7/5-7/9/1929

**Most Consecutive Games With  
Home Run**

5 Jim Bottomley.....7/5-7/9/1929  
Ripper Collins.....6/20-6/23/1935  
Jim Edmonds.....7/6-7/11/2004  
Albert Pujols.....8/17-22/2007  
Ryan Ludwick.....8/1-6/2008

**Most Total Bases, Game**

16 Mark Whiten.....9/7/1993

**Most Extra-Base Hits,  
Doubleheader (18 innings)**

6 Joe Medwick.....5/30/1935  
(5 2B, 1 3B)  
Red Schoendienst.....6/6/1948  
(5 2B, 1 HR)

**Most Extra-Base Hits,  
Two Straight Games**

7 R. Schoendienst.6/5-6/6 [1]/1948  
Jim Edmonds.....4/4-8/2003

**Most Extra-Base Hits,  
Three Straight Games**

9 Red Schoendienst.....  
.....6/5-6/6[1&2]/1948

**Most Games With Four Extra-Base  
Hits (season)**

2 Joe Medwick.....5/12 & 8/4/1937  
Jim Edmonds.....4/4 & 6/28/2003

**Most RBIs, Game**

12 Jim Bottomley.....8/6/1924  
Mark Whiten.....9/7/1993 [2]

**Most RBIs, Inning**

8 Fernando Tatis.....4/23/1999  
(3rd inning)

**Most Consecutive Games With RBI**

12 Rip Collins.....1935

**Most RBIs, Two Straight Games**

13 Mark Whiten.....9/7 [1&2]/1993

**Most Walks, Game**

5 Colby Rasmus.....5/22/2011 (10)  
Reggie Smith.....9/13/1974 (17)  
Ted Sizemore.....8/12/1974 (13)  
Solly Hemus.....9/15/1951

**Most Consecutive Games,  
One Or More Walks**

16 Jack Clark (28 walks).....  
7/18 - 8/10/1987

**Most Walks, Doubleheader**

6 Johnny Mize.....8/26/1939  
Jack Clark.....7/8/87 (19 innings)

**Most Strikeouts, Game**

5 Last: Randal Grichuk...5/18/2015

**Most Sacrifice Flies, Game**

3 Vince Coleman.....5/1/1986

**Most Times Reaching Base On  
Error In One Inning (Fair-hit Balls)**

2 Stu Martin.....6/22/40 (6th inn.)

**Most Stolen Bases, Game**

5 Lonnie Smith.....9/4/1982

**Most Steals Of Home, Game**

2 Ed Konetchy.....9/30/1907

**Most Grand Slams, Inning**

2 Fernando Tatis.....4/23/1999  
(3rd inning)



## CARDINALS BATTING FEATS

### CARDINALS WHO HOMERED IN FIRST MAJOR LEAGUE AT-BAT

Eddie Morgan .....4/14/1936 vs. Chicago (opening day) (first pitch, pinch-hit)	Hector Luna .....4/8/2004 vs. Milwaukee (second pitch)
Wally Moon.....4/13/1954 vs. Chicago (opening day)	Adam Wainwright..... 5/24/2006 at San Francisco (first pitch)
Keith McDonald .....7/4/2000 (ph) & 7/6 vs. Cincinnati (first two at-bats)	Mark Worrell ..... 6/5/2008 [2] at Washington (full count)
Chris Richard .....7/17/2000 at Minnesota (first pitch)	Paul DeJong .....5/28/2017 at Colorado (second pitch, pinch-hit)
Gene Stechschulte ..... 4/17/2001 vs. Arizona (first pitch, pinch-hit)	

### CARDINALS WITH THREE OR MORE HOMERS IN ONE GAME

Frank Shugart..... 5/10/1894 at Cincinnati	Reggie Smith.....5/22/76 at Philadelphia
George Harper ..... 9/20/28 [1] at New York	Mark Whiten (4 HRs)..... 9/7/93 at Cincinnati
George Watkins.....6/24/31 [2] at Philadelphia	Mark McGwire ..... 4/14/98 vs. Arizona
Johnny Mize ..... 7/13/38 vs. Boston	Mark McGwire .....5/19/98 at Philadelphia
Johnny Mize .....7/20/38 [2] vs. New York	Mark McGwire .....5/18/00 at Philadelphia
Johnny Mize ..... 5/13/40 (14 inn.) at Cincinnati	Albert Pujols ..... 7/20/04 at Chicago
Johnny Mize ..... 9/8/40 [1] vs. Pittsburgh	Albert Pujols .....4/16/06 vs. Cincinnati
Stan Musial.....5/2/54 [1] vs. New York	Albert Pujols ..... 9/3/06 vs. Pittsburgh
Bill White ..... 7/5/61 at Los Angeles	Albert Pujols ..... 5/30/10 at Chicago
Stan Musial.....7/8/62 at New York	

### CARDINALS WHO HOMERED IN ALL-STAR GAME

Stan Musial..... 7/13/1948 at St. Louis (Sportsman's Park)	Ken Boyer..... 7/13/1960 at New York (Yankee Stadium)
.....7/12/1949 at Brooklyn (Ebbets Field)	.....7/7/1964 at New York (Shea Stadium)
.....7/10/1951 at Detroit (Briggs Stadium)	Joe Medwick..... 7/10/1934 at New York (Polo Grounds)
.....7/12/1955 at Milwaukee (County Stadium)	Red Schoendienst.....**7/11/1950 at Chicago (Comiskey Park)
.....7/10/1956 at Washington (Griffith Stadium)	Reggie Smith.....7/23/1974 at Pittsburgh (Three Rivers Stadium)
.....*7/13/1960 at New York (Yankee Stadium)	Yadier Molina ..... 7/11/2017 at Miami (Marlins Park)
Frankie Frisch.....7/6/1933 at Chicago (Comiskey Park)	
.....7/10/1934 at New York (Polo Grounds)	*pinch hit ; **14th inning

### GRAND SLAMS HIT BY CARDINALS PITCHERS (SINCE 1900)

Pitcher and date	Opponent (Pitcher)
Mike O'Neill (pinch-hit), 6/3/1902.....	..... at Boston (Charles Pittinger)
Curt Davis, 4/26/38.....	..... at Cincinnati (Al Hollingsworth)
Bob Gibson, 9/29/65.....	..... at San Francisco (Gaylord Perry)
Bob Gibson, 7/26/73 [1].....	..... vs. New York (John Strohmayr)
Rick Wise, 8/21/73.....	..... at Atlanta (Roric Harrison)
Joaquin Andujar, 5/15/84.....	..... vs. Atlanta (Jeff Dedmon)
Bob Forsch, 8/10/86.....	..... vs. Pittsburgh (Mike Bielecki)
Donovan Osborne, 9/7/96.....	..... vs. San Diego (Andy Ashby)
Kent Mercker, 9/2/98.....	..... at Florida (Jesus Sanchez)
Chris Carpenter, 10/1/09.....	..... at Cincinnati (Kip Wells)
Brad Penny, 5/21/10.....	..... vs. Los Angeles-AL (Joel Piñeiro)
Jake Westbrook, 8/31/11.....	..... at Milwaukee (Randy Wolf)

### CARDINALS WHO HIT FOR THE CYCLE

Cliff Heathcote...6/13/18 at Philadelphia (8-8 tie in 19 inn.)	Ken Boyer.....9/14/61 [2] vs. Chicago
Jim Bottomley..... 7/15/27 at Philadelphia	Ken Boyer.....6/16/64 at Houston
Chick Hafey .....8/21/30 vs. Philadelphia	Joe Torre .....6/27/73 at Pittsburgh
Pepper Martin..... 5/25/33 at Philadelphia	Lou Brock ..... 5/27/75 vs. San Diego
Joe Medwick..... 6/29/35 at Cincinnati	Willie McGee .....6/23/84 at Chicago
Johnny Mize .....7/13/40 [1] vs. New York	Ray Lankford .....9/15/91 vs. New York
Stan Musial..... 7/24/49 at Brooklyn	John Mabry..... 5/18/96 at Colorado
Bill White .....8/14/60 [1] at Pittsburgh	Mark Grudzielanek ..... 4/27/05 vs. Milwaukee

### CARDINALS WITH SIX OR MORE HITS IN ONE GAME

Duff Cooley..... 9/30/1893 [2] vs. Boston	Jim Bottomley.....8/5/31 [2] at Pittsburgh
Roger Connor..... 6/1/1895 at New York	Terry Moore..... 9/5/35 vs. Boston
Dick Harley.....6/24/1897 (12 inn.) at Pittsburgh	Skip Schumaker ..... 7/26/08 (14 inn.) at New York Mets
Jim Bottomley..... 9/16/24 at Brooklyn	



## CARDINALS LEADERS IN HOME RUN CATEGORIES

**LEADOFF HOMERS (SEASON)**

1. Lou Brock, 1967.....	5
Lou Brock, 1970.....	5
Matt Carpenter, 2015.....	5
Ray Lankford, 1994.....	5
5. Jack Crooks, 1892.....	4

**LEADOFF HOMERS (CAREER)**

1. Lou Brock.....	21
<b>2. Matt Carpenter.....</b>	<b>15</b>
3. Ray Lankford.....	7
4. Ray Blades.....	6
5. Jack Smith.....	5
Lonnie Smith.....	5

**EXTRA-INNING HOMERS (SEASON)**

1. Mark McGwire, 1998.....	4
2. Ken Boyer, 1958.....	3
Jack Clark, 1987.....	3
Felix Jose, 1992.....	3
5. 30 players tied.....	2
(Last: <b>Tommy Pham, 2017</b> )	

**EXTRA-INNING HOMERS (CAREER)**

1. Albert Pujols.....	13
2. Stan Musial.....	11
3. Jim Edmonds.....	7
4. Ken Boyer.....	6
Ted Simmons.....	6
Ray Lankford.....	6

**MULTIPLE-HR GAMES (CAREER)**

1. Albert Pujols.....	39
2. Stan Musial.....	33
3. Mark McGwire.....	25
4. Ray Lankford.....	17
5. Rogers Hornsby.....	16

**MULTIPLE-HR GAMES (SEASON)**

1. Albert Pujols, 2009.....	9
Mark McGwire, 1998.....	9
3. Mark McGwire, 1999.....	8
4. Albert Pujols, 2010.....	6
Stan Musial, 1949.....	6

**PINCH-HIT HOMERS (SEASON)**

1. George Crowe, 1959.....	4
George Crowe, 1960.....	4
Jeremy Hazelbaker, 2016.....	4
Carl Sawatski, 1961.....	4
5. 11 players tied.....	3
(Last: <b>Matt Adams, 2016</b> ).....	3

**PINCH-HIT HOMERS (CAREER)**

1. George Crowe.....	8
2. Matt Adams.....	7
3. Carl Sawatski.....	6
Gerald Perry.....	6
Chris Duncan.....	6
6. Walker Cooper.....	4
Joe Frazier.....	4
Jeremy Hazelbaker.....	4
Rex Hudler.....	4
Ryan Ludwick.....	4
Bob Skinner.....	4

**GRAND SLAMS (SEASON)**

1. Albert Pujols, 2009.....	5
2. Jim Bottomley, 1929.....	3
Keith Hernandez, 1977.....	3
Fernando Tatis, 1999.....	3
5. 31 players tied.....	2
(Last: <b>Stephen Piscotty, 2016</b> )	

**GRAND SLAMS (CAREER)**

1. Albert Pujols.....	12
2. Stan Musial.....	9
3. Ken Boyer.....	7
Rogers Hornsby.....	7
Ted Simmons.....	7

**INSIDE-PARK HOMERS (SEASON)**

1. Jesse Burkett, 1901.....	8
2. Jesse Burkett, 1900.....	6
Rogers Hornsby, 1917.....	6
Ed Konetchy, 1912.....	6
Ed Konetchy, 1913.....	6

**INSIDE-PARK HOMERS (CAREER)**

1. Rogers Hornsby.....	30
2. Ed Konetchy.....	22
3. Jesse Burkett.....	19
4. Homer Smoot.....	12
5. Walton Cruise.....	9
Stan Musial.....	9

**MOST HOMERS IN ONE MONTH**

1. Mark McGwire, May 1998....	16
+Mark McGwire, July '99.....	16
3. Mark McGwire, Sept. '97.....	15
Mark McGwire, Sept. '98.....	15
5. Jim Edmonds, June '03.....	14
*Albert Pujols, April '06.....	14
Albert Pujols, June '09.....	14
8. Mark McGwire, May '00.....	13
Jim Edmonds, July '04.....	13
10. Whitey Kurowski, Aug. '47...	12
Mark McGwire, Aug. '99.....	12
Mark McGwire, Sept. '99.....	12
Albert Pujols, Aug. '04.....	12
14. Ripper Collins, June '35.....	11
Rogers Hornsby, May '25....	11
Stan Musial, May '54.....	11
Mark McGwire, July '01.....	11
Albert Pujols, May '06.....	11
Albert Pujols, Aug. '10.....	11
19. 33 players tied.....	10
(Last: <b>Jedd Gyorko, Aug. '16</b> )	

+Tied MLB July Record (A. Belle-CWS, 1998) \*Tied MLB April Record (A. Rodriguez-NYY, 2007).  
Home Run information courtesy David Vincent, Society for American Baseball Research (SABR).



Matt Carpenter hit his 13th career lead-off home run on July 24, 2017 vs. the Pittsburgh Pirates. Carpenter has hit 15 career lead-off home runs, ranking second in Cardinals history, trailing only Lou Brock (21).



## SINGLE-SEASON OFFENSIVE LEADERS BY POSITION

POS	PLAYER	HR	PLAYER	RBI	PLAYER	SB
C	Ted Simmons, 1979	26	Ted Simmons, 1972	96	Yadier Molina, 2012	12
1B	Mark McGwire, 1998	69	Mark McGwire, 1999	147	Gregg Jefferies, 1993	46
2B	Rogers Hornsby, 1922	42	Rogers Hornsby, 1922	152	Delino DeShields, 1997	54
SS	Jhonny Peralta, 2014	21	Edgar Renteria, 2003	100	Ozzie Smith, 1988	57
3B	Tatis ('99) & Rolen ('04)	34	Joe Torre, 1971	137	Pepper Martin, 1933	26
LF	Stan Musial, 1951	32	Joe Medwick, 1937	154	Lou Brock, 1974	118
CF	Jim Edmonds, 2000	41	Jim Edmonds, 2001	110	Willie McGee, 1985	56
RF	Stan Musial, 1948	39	Stan Musial, 1948	131	Andy Van Slyke, 1985	32
P	Bob Gibson, 1965 & '72	5	Dizzy Dean, 1935	21	Bob Gibson, 1969	5

\* Totals are only while playing designated position, not including statistics accumulated during the season while pinch-hitting, pinch-running or playing another position. Stolen base leaders since 1920.

## SINGLE-SEASON FIELDING LEADERS BY POSITION

POS	PLAYER	YEAR	G	TC	E	PCT
C	Mike Matheny	2003	138	823	0	1.000
1B	Albert Pujols	2010	157	1619	4	.998
2B	Jose Oquendo	1990	150	681	3	.996
SS	Ozzie Smith	1991	150	639	8	.987
3B	Troy Glaus	2008	146	385	7	.982
OF	Curt Flood	1966	159	396	0	1.000
OF	Orlando Palmeiro	2003	112	171	0	1.000
OF	Jon Jay	2012	116	292	0	1.000
OF	Ray Lankford	1996	144	366	1	.997
OF	Jon Jay	2013	152	340	1	.997
OF	Tony Scott	1980	134	330	1	.997

## CARDINALS ROOKIE RECORDS

### PITCHING

Games.....	77, Mike Perez, 1992
Games Won .....	21, Johnny Beazley, 1942
Games Lost .....	20, Ted Breitenstein, 1892
	and Jesse Haines, 1920
Games Started .....	37, Jesse Haines, 1920
Complete Games .....	28, Ted Breitenstein, 1892
Shutouts .....	6, Harvey Haddix, 1953
Innings Pitched.....	301.2, Jesse Haines, 1920
Strikeouts.....	194, Rick Ankiel, 2000
Walks.....	148, Ted Breitenstein, 1892
Saves.....	*36, Todd Worrell, 1986
Winning Pct. # .....	.810 (17-4), Ted Wilks, 1944
ERA + .....	2.13, Johnny Beazley, 1942

\*NL rookie record.

\*\*Major League rookie record.

#Minimum of 18 decisions.

+Minimum of 154/162 innings pitched.

### BATTING

At-Bats.....	636, Vince Coleman, 1985
Batting Average.....	**373, George Watkins, 1930
Runs .....	112, Albert Pujols, 2001
Hits .....	194, Emmet Heidrick, 1899
	and Albert Pujols, 2001
Singles.....	157, Emmet Heidrick, 1899
Doubles .....	47, Albert Pujols, 2001
Triples.....	25, Tommy Long, 1915
Home Runs .....	37, Albert Pujols, 2001
Extra-Base Hits .....	*88, Albert Pujols, 2001
Total Bases .....	*360, Albert Pujols, 2001
Slugging Average .....	**621, George Watkins, 1930
Runs-Batted-In .....	*130, Albert Pujols, 2001
Walks.....	75, Solly Hemus, 1951
Strikeouts.....	119, Hector Cruz, 1976
Stolen Bases .....	**110, Vince Coleman, 1985
Pinch Hits .....	20, Joe Frazier, 1954
Longest Hitting Streak (games).....	25, Joe McEwing, 1999

\*NL rookie record. \*\*Major League rookie record.



## CLUB RECORDS

Most Players.....	51 (24 pitchers) in 1997	Highest Fielding Average.....	.988 in 2013 (162 games)
Fewest Players.....	25 in 1904	Lowest Fielding Average.....	.946 in 1908 (154 games)
Most Games.....	164 in 1989	Highest Home Attendance.....	3,552,180 in 2007 (81 dates)
Most At-Bats.....	5,734 in 1979 (163 games)	Highest Road Attendance.....	2,820,564 in 1999 (79 dates)
Most Runs.....	1,004 in 1930 (154 games)	Most Games Won.....	106 in 1942
Most Opponents' Runs.....	838 in 1999 (161 games)	Most Games Lost.....	111 in 1898
Fewest Runs.....	372 in 1908 (154 games)	Most Games Lost — Since 1900.....	105 in 1908
Most Hits.....	1,732 in 1930 (154 games)	Most Games Won — Month.....	.26, July 1944
Fewest Hits.....	1,105 in 1908 (154 games)	Most Games Lost — Month.....	.27, September 1908
Most Singles.....	1,223 in 1920 (155 games)	Highest Percentage	
Most Doubles.....	373 in 1939 (154 games)	Games Won.....	.688 in 1942 (Won 106, Lost 48)
Most Triples.....	96 in 1920 (155 games)	Lowest Percentage	
Most Homers.....	235 in 2000 (162 games)	Games Won.....	.221 in 1897 (Won 29, Lost 102)
Most Opponents' Homers.....	210 in 2003 (162 games)	Lowest Percentage Games Won —	
Fewest Homers (154 or 162-game schedule)....	10 in 1906	Since 1900.....	.314 in 1903 (Won 43, Lost 94)
Most Homers at Sportsman's Park —		Most Shutouts Won.....	30 in 1968
Cards & Opponent.....	176 in 1955	Most Shutouts Lost.....	33 in 1908
Most Homers at Busch Stadium (old) —		Most 1-0 Games Won.....	8 in 1907 and 1968
Cards & Opponent.....	229 in 2000	Most 1-0 Games Lost.....	8 in 1918
Most Homers at Busch Stadium (new) —		Most Games Lost by 10-or-more Runs.....	11 in 2007
Cards & Opponent.....	182 in 2016	Most Consecutive Games Won.....	14 in 1935
Most Grand Slams.....	12 in 2000	Most Consecutive Games Lost.....	15 in 1909
Most Pinch Home Runs.....	17 in 2016	League Championships.....	19
Most Total Bases.....	2,595 in 1930 (154 games)	Last-Place Finishes.....	9 (Tied in 1916)
Most Long Hits.....	566 in 1930 (154 games)	Most Runs — Game.....	28 vs. Philadelphia, July 6, 1929,
Most Extra Bases on Long Hits 1,021 in 1998 (163 games)		Second Game	
Most Sacrifices (SH and SF).....	212 in 1926 (156 games)	Most Runs — Game — By Opponent.....	28 by Boston,
Most Sacrifice Hits.....	172 in 1943 (147 games)	September 3, 1896, First Game	
Most Sacrifice Flies.....	70 in 2004 (162 games)	Most Runs — Game — By Opponent —	
Most Stolen Bases.....	314 in 1985 (162 games)	Since 1900.....	24 by Pittsburgh, June 22, 1925
Most Caught Stealing.....	118 in 1992 (162 games)	Most Runs — Inning	
Most Bases on Balls.....	676 in 1998 (163 games)	.....	12 vs. Chicago (NL), July 21, 2012, 7th inning
Most Strikeouts.....	1,348 in 2017 (162 games)	.....	12 vs. Philadelphia, Sept. 15, 1926, 1st Game, 3rd inn.
Fewest Strikeouts.....	414 in 1925 (153 games)	Scoring Runs Every Inning — Game.....	9/13/64 at Chicago
Most Hit By Pitch.....	86 in 2014 (162 games)	Most Runs — Shutout Game.....	18 vs. Cincinnati,
Fewest Hit By Pitch.....	15 in 1925 (153 games)	June 10, 1944	
Most Runs Batted In.....	942 in 1930 (154 games)	Most Runs — Shutout Game — By Opponent.....	
Most Game-Winning RBIs.....	97 in 2004 (162 games)	19 by Pittsburgh, August 3, 1961	
Highest Batting Average.....	.314 in 1930 (154 games)	Most Runs — Doubleheader Shutout.....	16 vs.
Lowest Batting Average.....	.223 in 1908 (154 games)	Brooklyn, September 21, 1934	
Highest Slugging Average.....	.471 in 1930 (154 games)	Most Hits — Game.....	.30 vs. New York, June 1, 1895
Lowest Slugging Average.....	.288 in 1908 (154 games)	Most Hits — Game — Since 1900.....	28 vs. Philadelphia,
Most Grounded Into Double Play 169 in 2011 (162 games)		July 6, 1929, Second Game	
Fewest Grounded Into Double Play.75 in 1945 (155 games)		Longest 1-0 Game Won.....	14 Innings vs. Boston,
Most Left On Bases.....	1,251 in 1939 (155 games)	June 15, 1939	
Fewest Left On Bases.....	957 in 1995 (143 games)	Longest 1-0 Game Lost.....	18 Innings vs. New York,
Most 100-Run Scorers.....	4 in 1928	July 2, 1933, First Game	
Most .300 Hitters.....	11 in 1930	<i>Note: Lost 2-1 in 20 innings April 17, 2010 vs. New York Mets.</i>	
Most 20-Homer Hitters.....	6 in 2016	<i>Game was scoreless for the first 18 innings.</i>	
Most 100-RBI Hitters.....	3 in 2003 & 2004	Most Home Runs — Game.....	7 vs. Brooklyn, May 7, 1940
Most Putouts.....	4,460 in 1979 (163 games)	7 at Chicago, July 12, 1996	
Fewest Putouts.....	3,797 in 1995 (143 games)	Most Home Runs — Game — By Opponent.....	7 by
Most Assists.....	2,293 in 1917 (154 games)	Pittsburgh, August 16, 1947	
Fewest Assists.....	1,594 in 2017 (162 games)	Pittsburgh, August 20, 2003	
Most Chances Accepted.....	6,459 in 1917 (154 games)	Most Consecutive Games — One or More Homers.....	25
Fewest Chances Accepted.....	5,532 in 1995 (143 games)	*Tied NL Record* (52 homers total), Aug. 9-Sept. 6, 2016	
Most Errors.....	348 in 1908 (154 games)	Most Total Bases — Game..	49 vs. Brooklyn, May 7, 1940
Fewest Errors.....	75 in 2013 (162 games)	Largest Crowd — Day Game.....	52,916 vs. Cincinnati,
Most Errorless Games.....	106 in 2003 (162 games)	September 28, 1996	
Most Consecutive Errorless Games.....	16 in 1992	Largest Crowd — Doubleheader.....	49,743 vs. Atlanta,
Most Double Plays.....	196 in 2005 (162 games)	June 23, 1968	
Fewest Double Plays.....	114 in 1990 (162 games)	Largest Crowd — Night Game.....	53,415 vs. Chicago,
Most Passed Balls.....	38 in 1906 (154 games)	July 30, 1994	
Fewest Passed Balls.....	4 in 1925 (153 games)	Largest Crowd — Home Opener.....	52,841 vs. Montreal,
		April 8, 1996	



## TEAM HIGHS & LOWS SINCE 1970

### WINNING STREAK

12 Games..... 4/10-23/82  
 11 Games..... 8/9-19/01  
 10 Games..... 5/7-17/01  
 9 Games..... 7/3-10/87  
 9 Games..... 8/27-9/5/04

### LOSING STREAK

11 Games..... 5/12-23/78  
 10 Games..... 5/15-25/80

### LONGEST GAME — INNINGS

25.....9/11/74 at New York  
 20.....4/17/10 vs. New York  
 20.....4/27/03 at Florida  
 19..... 8/19/12 vs. Pittsburgh  
 19..... 5/14/88 vs. Atlanta

### MOST RUNS INNING — CARDINALS

12.....7/21/12 vs. Chicago-NL (7th)  
 11.....7/18/64 vs. New York (8th)  
           5/9/96 vs. San Francisco (8th)  
           8/7/98 vs. Chicago (1st)  
           4/23/99 at Los Angeles (3rd)  
           9/6/02 vs. Chicago (3rd)  
           5/8/05 vs. San Diego (1st)  
 10.....5/31/82 vs. San Francisco (4th)  
           9/23/02 vs. Arizona (7th)  
           8/19/03 vs. Pittsburgh (8th)  
           8/6/07 vs. San Diego (5th)

### MOST RUNS INNING — OPPONENT

13..... 8/24/93 at San Diego (1st inn.)  
 11..... 9/24/81 vs. Philadelphia (3rd inn.)  
           7/18/94 at Houston (6th inn.)  
           6/20/06 at Chicago-AL (3rd inn.)  
 10..... 4/13/00 at Colorado (2nd inn.)  
           8/20/03 vs. Pittsburgh (5th inn.)  
           6/10/04 at Chicago (4th inn.)

### MOST RUNS GAME — CARDINALS

21.....4/27/77 at Chicago  
 19.....5/20/00 at Pittsburgh  
 18..... 8/22/08 vs. Atlanta  
 17.....5/17/75 at San Francisco  
           5/7/87 at San Diego

### MOST RUNS GAME — OPPONENT

21.....7/9/88 at San Francisco  
 20.....6/20/06 at Chicago (AL)  
           6/13/08 vs. Philadelphia  
 19..... 9/21/74 vs. Chicago  
 18..... 6/8/90 at Montreal  
           9/20/07 vs. Houston  
           8/3/10 vs. Houston

### MOST HITS GAME — CARDINALS

26..... 8/22/08 vs. Atlanta  
 23.....5/17/75 at San Francisco  
           8/21/78 at Cincinnati  
           5/26/91 at New York

### MOST HITS GAME — OPPONENT

24..... 6/20/06 at Chicago (AL)  
 23..... 4/22/80 at Chicago  
           7/13/07 at Philadelphia  
           9/20/07 vs. Houston  
 22..... 6/15/94 vs. Miami  
           7/30/96 at Philadelphia  
           8/3/10 vs. Houston  
           9/26/16 vs. Cincinnati  
 21.....5/4/87 vs. San Francisco  
           6/13/08 vs. Philadelphia  
           9/19/13 at Colorado (15 inn.)

### MOST HR'S GAME — CARDINALS

7..... 7/12/96 at Chicago  
 6..... 4/9/00 vs. Milwaukee  
           8/18/06 at Chicago  
           7/15/07 at Philadelphia  
           4/15/16 vs. Cincinnati  
           6/26/16 at Seattle

### MOST HR'S GAME — OPPONENT

7..... 8/20/03 vs. Pittsburgh  
 6..... 6/4/89 vs. Chicago  
           7/23/00 at Houston  
           8/8/14 at Baltimore  
           10/13/15 at Chicago (NLDS)

### MOST HR'S GAME — BOTH TEAMS

9..... 7/20/03 at Los Angeles



The Cardinals set a team record with a 12-run seventh inning versus the Chicago Cubs at Busch Stadium on July 21, 2012, in which they also set a team record with seven doubles in the inning en route to a 12-0 victory.



## THE LAST TIME IT HAPPENED

**CARDINAL STOLE HOME**

Pete Kozma, September 21, 2012, at Chicago, top of fourth inning. Kozma led off the inning with a triple and stole home on Chris Volstad with Daniel Descalso batting on a failed squeeze bunt attempt.

**CARDINAL STRAIGHT STEAL OF HOME**

Pete Kozma, September 21, 2012, at Chicago, top of fourth inning. Kozma led off the inning with a triple and stole home on Chris Volstad with Daniel Descalso batting on a failed squeeze bunt attempt.

**OPPONENT STOLE HOME**

Mark Loretta, July 28, 1998, vs. Milwaukee as part of a double steal in the fourth inning.

**CARDINAL HIT INSIDE-THE-PARK HOME RUN**

Fernando Viña, at Milwaukee, October 2, 2001, fifth inning with no runners on and two out, off Ben Sheets.

**OPPONENT HIT INSIDE-THE-PARK HOME RUN**

Adam Frazier (Pittsburgh), at St. Louis, September 9, 2017, seventh inning with no runners on and one out, off John Brebbia.

**CARDINAL NO-HITTER**

Bud Smith at San Diego, Sept. 3, 2001, 4-0 vs. Bobby Jones.

**NO-HITTER VS. CARDINALS**

Johan Santana at New York (NL), June 1, 2012, 8-0.

**CARDINAL TRIPLE PLAY**

Daniel Descalso (2b) - Jhonny Peralta (ss) - Allen Craig (1B), at Toronto, sixth inning, June 6, 2014. With runners Anthony Gose (third base), Jose Reyes (second base) and Melky Cabrera (first base) on base, Jose Bautista lined out to second baseman Descalso, who threw to Jhonny Peralta who stepped on second to double off Reyes and then threw to Craig at first for the out of Cabrera. Seth Maness pitching.

**TRIPLE PLAY VS. CARDINALS**

Rafael Devers (3b) to Eduardo Nunez (2b) to Mitch Moreland (1b) - at Boston, fourth inning, August 15, 2017. With runners on second base (Paul DeJong) and first base (Dexter Fowler), Yadier Molina grounded into a 5-4-3 triple play. Rick Porcello pitching.

**CARDINAL HIT FOR CYCLE**

Mark Grudzielanek vs. Milwaukee, April 27, 2005.

**OPPONENT HIT FOR CYCLE**

Daryle Ward (PIT) at St. Louis, May 26, 2004.

**CARDINAL HOMERED FROM BOTH SIDES OF PLATE**

Carlos Beltran at Miami, June 15, 2013; second-inning, solo home run batting left-handed vs. Tom Koehler; ninth-inning solo home run batting right-handed vs. Edgar Olmos.

**CARDINAL HIT 4 HOME RUNS IN A GAME**

Mark Whiten at Cincinnati, September 7, 1993 [2].

**CARDINAL HIT 3 HOME RUNS IN A GAME**

Albert Pujols at Chicago, May 30, 2010.

**OPPONENT HIT 3 HOME RUNS IN A GAME**

Casey McGehee at Milwaukee, August 3, 2011.

**CARDINAL PINCH-HIT GRAND SLAM**

Chris Duncan at Oakland, June 16, 2007, fifth inning off Kiko Calero.

**OPPONENT PINCH-HIT GRAND SLAM**

Jayson Werth at Washington, May 29, 2016, seventh inning off Dean Kieffer.

**CARDINAL HIT 2 HOME RUNS IN EXTRA INNINGS**

Matt Adams at Cincinnati, September 4, 2013; 14th inning off Alfredo Simon and 16th inning off Logan Ondrusek.

\*MLB record for extra inning home runs 14th inning and beyond

**CARDINAL PINCH-HIT HOME RUN**

Luke Voit vs. Chicago (NL), September 25, 2017, seventh inning two-run home run off Brian Duensing.

**OPPONENT PINCH-HIT HOME RUN**

Addison Russell, at Chicago (NL), September 16, 2017, eighth inning solo home run off Tyler Lyons.

**CARDINAL WALK-OFF HOME RUN**

Tommy Pham vs. Tampa Bay, August 26, 2017, two-run home run off Brad Boxberger.

**OPPONENT WALK-OFF HOME RUN**

Nick Hundley, at San Francisco, September 2, 2017, 10th inning solo home run off Ryan Sherriff.

**CARDINAL BACK-TO-BACK HOME RUNS**

Dexter Fowler and Paul DeJong at Cincinnati, September 20, 2017, third inning off Rookie Davis.

**OPPONENT BACK-TO-BACK HOME RUNS**

Paul Goldschmidt and J.D. Martinez vs. Arizona, July 29, 2017, fourth inning off Mike Leake.

**THREE CONSECUTIVE HOME RUNS BY CARDINALS**

Eli Marrero, Jim Edmonds and Albert Pujols at Colorado, September 19, 2002, eighth inning off Todd Jones.

**THREE CONSECUTIVE HOME RUNS BY OPPONENT**

Felipe Lopez, Adam Dunn and Austin Kearns at St. Louis, October 2, 2005, third inning off Matt Morris.

**HOME RUN BY CARDINAL PITCHER**

Adam Wainwright vs. Los Angeles (NL), June 1, 2017, second inning two-run home run off Brandon McCarthy.

**GRAND SLAM BY CARDINAL PITCHER**

Jake Westbrook at Milwaukee, August 31, 2011, fourth inning off Randy Wolf.

**CARDINAL PITCHER HAD TWO HITS IN ONE INNING**

Adam Wainwright vs. Milwaukee, April 13, 2013, sixth inning (infield single to shortstop off Yovani Gallardo and single to centerfield off Michael Gonzalez).

**CARDINAL POSITION PLAYER PITCHED**

Ruben Tejada (infielder) vs. Arizona, May 20, 2016.

**OPPONENT HOME RUN BY PITCHER**

Travis Wood at San Diego, September 5, 2017, second inning two-run home run off Michael Wacha.

**CARDINAL LEADOFF HOME RUN**

Matt Carpenter vs. Chicago (NL), September 26, 2017, off Jake Arrieta.

**OPPONENT LEADOFF HOME RUN**

Jesse Winker vs. Cincinnati, September 13, 2017, off Jack Flaherty.

**CARDINAL BACK-TO-BACK SHUTOUTS**

Michael Wacha, Jonathan Broxton, Randy Choate and Trevor Rosenthal (combined) August 6, 2015 at Cincinnati; Lance Lynn and Carlos Villanueva (combined) August 7, 2015 at Milwaukee; Jaime Garcia, Kevin Siegrist and Trevor Rosenthal (combined) August 8, 2015 at Milwaukee.

**BACK-TO-BACK SHUTOUTS VS. ST. LOUIS**

Julio Teheran, Matt Marksberry, Danny Burawa, Edwin Jackson and Arodys Vizcaino at Atlanta (combined) October 2, 2015; Shelby Miller, Matt Marksberry and Arodys Vizcaino at Atlanta (combined) October 4, 2015-Game 1 of DH; Matt Wisler and Edwin Jackson at Atlanta (combined) October 4, 2015-Game 2 of DH.

**CARDINAL PLAYER HOMERED IN BOTH GAMES OF DOUBLEHEADER**

Jedd Gyorko vs. San Diego, July 20, 2016. Game 1, 4th inning off Colin Rea & Game 2, 5th inning off Paul Clemens.

**CARDINAL PITCHER WON BOTH GAMES OF DOUBLEHEADER**

Mark Littell vs. Philadelphia, July 1, 1979.

**CARDINAL PITCHER SAVED BOTH GAMES OF DOUBLEHEADER**

Seung Hwan Oh vs. San Diego, July 20, 2016



## THE LAST TIME...CARDINALS SERIES SWEEPS

Opponent	Series Description	Dates
ARIZONA	3-Game Series at Arizona	5/7-9/2012
	3-Game Series at St. Louis	5/25-27/2015
	4-Game Series at Arizona	8/24-27/2015
ATLANTA	3-Game Series at Atlanta	5/5-7/2017
	4-Game Series at Atlanta	9/13-15/1963* ****
	3-Game Series at St. Louis	9/9-11/2011
	4-Game Series at St. Louis	4/26-29/2010
BALTIMORE	3-Game Series at Baltimore	6/28-30/2011
CHICAGO (AL)	2-Game Series at Chicago	7/21-22/2015
	3-Game Series at St. Louis	6/15-17/2001
CHICAGO (NL)	2-Game Series at Chicago	7/19-20/2004
	3-Game Series at Chicago	6/20-22/2016
	4-Game Series at Chicago	5/27-29/1921*
	3-Game Series at St. Louis	6/26-28/2015
	4-Game Series at St. Louis	9/14-17/2000
CINCINNATI	3-Game Series at Cincinnati	9/19-21/2017
	4-Game Series at Cincinnati	pre-1958
	2-Game Series at St. Louis	6/8-29/2005
	3-Game Series at St. Louis	9/21-23/2015
	4-Game Series at St. Louis	8/13-16/2001
COLORADO	3-Game Series at Colorado	9/24-26/2004
	3-Game Series at St. Louis	7/24-26/2017
	4-Game Series at St. Louis	9/30-10/3/2010
HOUSTON	2-Game Series at Houston	8/16-17/2016
	3-Game Series at Houston	4/20-22/2004
	4-Game Series at Houston	6/3-6/1968
	2-Game Series at St. Louis	5/18-19/2011
	3-Game Series at St. Louis	9/18-20/2012
	4-Game Series at St. Louis	8/18-21/1983
KANSAS CITY	2-Game Series at Kansas City	8/7-8/2017
	2-Game Series at St. Louis	8/9-10/2017
	3-Game Series at Kansas City	6/22-24/2012
	3-Game Series at St. Louis	6/14-16/2002
LOS ANGELES (AL)	3-Game Series at Los Angeles	5/10-12/2016
LOS ANGELES (NL)	2-Game Series at Los Angeles	7/15-16/2002
	3-Game Series at Los Angeles	7/21-23/2006
	4-Game Series at Los Angeles	7/1-4/1968
	3-Game Series at St. Louis	9/3-5/2004
	4-Game Series at St. Louis	7/15-18/2010
MIAMI	3-Game Series at Miami	5/8-10/2017
	4-Game Series at Miami	8/4-7/2011
	3-Game Series at St. Louis	7/5-7/2013

Opponent	Series Description	Dates
MILWAUKEE	2-Game Series at Milwaukee	9/23-24/2003
	3-Game Series at Milwaukee	9/15-17/2015
	4-Game Series at Milwaukee	5/2-5/2013
	2-Game Series at St. Louis	7/21-22/2004
	3-Game Series at St. Louis	7/1-3/2016
MINNESOTA	2-Game Series at St. Louis	6/15-16/2015
	3-Game Series at St. Louis	7/15-17/2001
	3-Game Series at New York	8/10-12/2001
NEW YORK (NL)	4-Game Series at New York	9/17-19/1982* **
	3-Game Series at St. Louis	4/21-23/2009
	3-Game Series at St. Louis	6/15-17/2004
OAKLAND	3-Game Series at Philadelphia	4/3-6/2006
PHILADELPHIA	4-Game Series at Philadelphia	6/30-7/2/1972
	2-Game Series at St. Louis	5/16-17/2011
	3-Game Series at St. Louis	6/9-11/2017
	4-Game Series at St. Louis	8/4-7/1986
PITTSBURGH	2-Game Series at Pittsburgh	4/18-19/2005
	3-Game Series at Pittsburgh	6/10-12/2016
	4-Game Series at Pittsburgh	5/31-6/3/2004
	2-Game Series at St. Louis	5/6-7/2009
	3-Game Series at St. Louis	9/8-10/2017
	4-Game Series at St. Louis	5/7-10/2001
SAN DIEGO	3-Game Series at San Diego	9/3-5/2001
	4-Game Series at San Diego	7/20-23/1989
	3-Game Series at St. Louis	5/21-23/2012
	4-Game Series at St. Louis	7/18-21/2016*
SEATTLE	3-Game Series at St. Louis	7/2-4/2004
SAN FRANCISCO	3-Game Series at San Francisco	6/17-19/1991
	4-Game Series at San Francisco	9/9-12/1993
	2-Game Series at St. Louis	9/15-16/2006
	3-Game Series at St. Louis	9/11-13/1995
	4-Game Series at St. Louis	6/8-10/62*
TAMPA BAY	3-Game Series at Tampa Bay	6/17-19/2005
TORONTO	3-Game Series at St. Louis	6/3-5/2003
WASHINGTON	3-Game Series at Washington	4/22-24/2013
	2-Game Series at St. Louis	5/17-18/2010
	3-Game Series at St. Louis	6/13-15/2014
	4-Game Series at St. Louis	5/12-15/1983

\*\*\* 5-Game Series \*\* Includes two double-headers

\* Includes double-header \*\*\*\* At Milwaukee

## THE LAST TIME...OPPONENT SERIES SWEEPS

Opponent	Series Description	Dates
ATLANTA	3-Game Series at Atlanta	10/2-4/2015*
	4-Game Series at Atlanta	5/16-19/1997
	3-Game Series at St. Louis	5/11-13/2012
	4-Game Series at St. Louis	pre-1962
BOSTON	2-Game Series at Boston	8/15-16/2017
	2-Game Series at St. Louis	5/15-17/2017
CHICAGO (AL)	2-Game Series at St. Louis	6/30-7/1/2015
CHICAGO (NL)	2-Game Series at Chicago	6/21-23/2002
	3-Game Series at Chicago	9/15-17/2017
	2-Game Series at St. Louis	4/27-28/2007
	3-Game Series at St. Louis	9/13-15/2010
	4-Game Series at St. Louis	6/27-30/1929
CINCINNATI	2-Game Series at Cincinnati	5/1-2/2006
	3-Game Series at Cincinnati	7/13-15/2011
	4-Game Series at Cincinnati	6/5-8/2017
	2-Game Series at St. Louis	6/26-27/2001
	3-Game Series at St. Louis	6/5-7/2006
	4-Game Series at St. Louis	5/4-7/1990
COLORADO	3-Game Series at Colorado	7/6-8/2010
	4-Game Series at Colorado	7/14-17/1994
	4-Game Series at St. Louis	6/5-8/2009
DETROIT	3-Game Series at Detroit	5/18-20/2007
HOUSTON	2-Game Series at Houston	5/3-4/2006
	3-Game Series at Houston	8/30-9/1/2010
	4-Game Series at Houston	9/21-24/2006
	2-Game Series at St. Louis	6/14-15/2016
	3-Game Series at St. Louis	5/11-13/2010
KANSAS CITY	3-Game Series at Kansas City	6/12-14/2001
	2-Game Series at St. Louis	6/29-30/2016
	3-Game Series at St. Louis	6/17-19/2008
LOS ANGELES (NL)	3-Game Series at Los Angeles	5/18-20/2012
	4-Game Series at Los Angeles	4/29-5/2/1976
	2-Game Series at St. Louis	7/9-10/2003
	3-Game Series at St. Louis	8/22-24/2011

\* Includes double-header # New York Giants

Opponent	Series Description	Dates
MIAMI	3-Game Series at Miami	7/28-30/1995
	3-Game Series at St. Louis	8/27-29/1996
	3-Game Series at Milwaukee	6/10-12/2011
MILWAUKEE	4-Game Series at Milwaukee	4/18-21/2002
	2-Game Series at St. Louis	8/17-18/2010
	3-Game Series at St. Louis	10/2-4/2009
	4-Game Series at St. Louis	7/21-24/2008
MINNESOTA	2-Game Series at Minnesota	6/17-18/2015
	3-Game Series at New York	4/14-16/2017
NEW YORK (AL)	3-Game Series at New York	8/22-24/2006
	3-Game Series at St. Louis	4/1-4/2007
	4-Game Series at St. Louis	4/24-27/1986
PHILADELPHIA	3-Game Series at Philadelphia	8/15-17/2003
	4-Game Series at Philadelphia	pre-1962
	2-Game Series at St. Louis	5/4-5/2009
	3-Game Series at St. Louis	8/1-3/2006
	4-Game Series at St. Louis	pre-1962
PITTSBURGH	3-Game Series at Pittsburgh	4/3-6/2016
	4-Game Series at Pittsburgh	7/30-8/2/1992
	2-Game Series at St. Louis	4/16-17/2007
	3-Game Series at St. Louis	5/27-29/1991
	4-Game Series at St. Louis	7/3-6/1997
SAN DIEGO	3-Game Series at San Diego	9/10-12/2012
	3-Game Series at St. Louis	5/23-25/1980
	2-Game Series at San Francisco	4/18-19/2007
SAN FRANCISCO	3-Game Series at San Francisco	6/29-7/1/2001
	4-Game Series at San Francisco	7/24-26/1987
	3-Game Series at St. Louis	6/5-7/1998
	4-Game Series at St. Louis	5/6-9/1912 #
TAMPA BAY	2-Game Series at St. Louis	7/22-23/2014
TEXAS	3-Game Series at St. Louis	6/17-19/2016
TORONTO	3-Game Series at St. Louis	6/24-26/2011
WASHINGTON	3-Game Series at Washington	6/14-16/2011
	4-Game Series at Montreal	4/25-28/1985
	3-Game Series at St. Louis	4/29-5/1/2016

HISTORY





### CURRENT BUSCH STADIUM HIGHS AND LOWS

Most Runs - Cards & Opp. ....24, twice. Last: 9/17/07 (PHI 13, STL 11)  
Most Runs, Cards.....18, 8/22/08 vs. ATL  
Most Runs, Opp. ....20, 6/13/08 vs. PHI

Most Triples - Cards & Opp. 3, four times. Last: 9/26/17 vs. CHI (STL 2, CHI 1)  
Most Triples - Cards ..... 3, 9/26/08 vs. CIN  
Most Triples - Opp. ....2, eight times. Last: 5/17/17 vs. BOS

Fewest Runs - Cards & Opp. ....1, 17 times. Last: 7/28/17 vs. ARI

Most Strikeouts - Cards & Opp. ....27, 6/4/13 (STL 13, ARI 14)  
Most Strikeouts - Cards & Opp (Extra) .35, 4/17/10 (STL16, NYM 19), 20 inn.  
Most Strikeouts - Cards.....17, three times. Last: 9/28/17 vs. CHI  
Most Strikeouts - Cards (Extra Inn.) .....19, 4/17/10 vs. NYM, 20 inn.  
Most Strikeouts - Opp. ....16, 9/14/14 vs. COL  
Most Strikeouts - Opp. (Extra Inn.) .....19, 8/19/12 vs. PIT, 19 inn.

Most Hits - Cards & Opp. ....36, 8/22/08 (STL 26, ATL 10)  
Most Hits - Cards & Opp (Extra Inn.)...35, 6/2/06 (STL 19, CHI 16), 14 inn.  
Most Hits - Cards.....26, 8/22/08 vs. ATL (8 inn.)  
Most Hits - Opp. ....23, 9/20/07 vs. HOU

Most Walks - Cards & Opp. ....15, twice. Last: 7/18/10 (LAD 9, STL 6)  
Most Walks - Cards & Opp. (Extra Inn.) ....19, 4/17/10 (STL 8, NYM 11)  
Most Walks - Cards .....12, 4/8/17 vs. CIN  
Most Walks - Cards (Extra Inn.) .....11, 4/17/10 vs. NYM, 20 inn.  
Most Walks - Opp. ....11, 5/18/09 vs. MIL  
Most Walks - Opp. (Extra Inn.) .....13, 7/19/15 vs. NYM, 18 inn.

Fewest Hits - Cards & Opp. ....5, twice. Last: 8/5/16 (STL 2, ATL 3)  
Fewest Hits - Cards.....1, 3 times. Last: 9/12/16 vs. CHI  
Fewest Hits - Opp. ....1, 5 times. Last: 4/14/16 vs. MIL

Most Errors - Cards & Opp. ....5, six times. Last: 5/4/11 (STL 4, FLA 1)  
Most Errors - Cards .....4, six times. Last: 4/25/17 vs. TOR  
Most Errors - Opp. ....4, 5/1/12 vs. PIT

Most Extra Base Hits - Cards & Opp. ....14, 5/11/12 (STL 7, ATL 7)  
Most Extra Base Hits - Cards. 10, twice. Last: 4/11/16 vs. MIL (8 2B, 2 3B)  
Most Extra Base Hits - Opp.... 10, twice. Last: 4/16/16 vs. CIN (9 2B, HR)

Shortest Nine-Inning Game, Time .....1:54, 9/1/06 vs. PIT  
Longest Nine-Inning Game, Time.....3:55, 5/30/17 vs. LAD  
Longest Extra-Inning Game.....6:53, 4/17/10 vs. NYM, 20 inn.

Most Home Runs - Cards & Opp. ..7, twice. Last: 4/15/16 (STL 6, CIN 1)  
Most Home Runs - Cards .....6, 4/15/16 vs. CIN  
Most Home Runs - Opp. ....5, 3 times. Last: 9/17/07 vs. PHI

Most Singles - Cards & Opp. ....28, 8/22/08 (STL 21, ATL 7)  
Most Singles - Cards .....21, 8/22/08 vs. ATL (8 inn.)  
Most Singles - Opp. ....17, 2 times. Last: 8/3/10 vs. HOU

Most Doubles - Cards & Opp. ....11, 8/30/06 (STL 8, FLA 3)  
Most Doubles - Cards.....9, 7/21/12 vs. CHI  
Most Doubles - Opp. ....9, 4/16/16 vs. CIN

### CARDINALS LEADERS AT CURRENT BUSCH STADIUM

#### BATTING:

GAMES	
1. Yadier Molina.....	799
2. Matt Holliday .....	502
3. Albert Pujols.....	456
4. Matt Carpenter.....	434
5. Skip Schumaker.....	392

HITS	
1. Yadier Molina.....	792
2. Albert Pujols.....	539
3. Matt Holliday .....	523
4. Matt Carpenter.....	433
5. Jon Jay.....	340

TRIPLES	
1. Matt Carpenter.....	14
2. Daniel Descalso .....	7
Jon Jay.....	7
Kolten Wong.....	7
4. Colby Rasmus.....	6
Skip Schumaker.....	6

RUNS	
1. Albert Pujols.....	312
2. Matt Holliday .....	296
3. Yadier Molina.....	275
4. Matt Carpenter.....	269
5. Jon Jay.....	176

DOUBLES	
1. Yadier Molina.....	150
2. Matt Carpenter.....	127
3. Matt Holliday .....	125
4. Albert Pujols.....	123
5. Allen Craig.....	63

RUNS BATTED IN	
1. Albert Pujols.....	356
2. Yadier Molina.....	354
3. Matt Holliday .....	323
4. Matt Carpenter.....	202
5. Allen Craig.....	148

#### PITCHING:

GAMES	
1. Trevor Rosenthal.....	184
2. Adam Wainwright.....	171
3. Jason Motte.....	160
4. Ryan Franklin.....	146
5. Kevin Siegrist.....	134

INNINGS PITCHED	
1. Adam Wainwright.....	981.2
2. Jaime Garcia.....	490.0
3. Lance Lynn.....	484.0
4. Chris Carpenter.....	476.1
5. Kyle Lohse.....	436.2

STRIKEOUTS	
1. Adam Wainwright.....	839
2. Lance Lynn.....	444
3. Jaime Garcia.....	408
4. Chris Carpenter.....	356
5. Carlos Martinez.....	333

GAMES STARTED	
1. Adam Wainwright.....	140
2. Jaime Garcia.....	77
Lance Lynn.....	77
4. Kyle Lohse.....	70
5. Chris Carpenter.....	68

WINS	
1. Adam Wainwright.....	78
2. Lance Lynn.....	40
3. Jaime Garcia.....	34
4. Chris Carpenter.....	32
5. Kyle Lohse.....	29

SAVES	
1. Trevor Rosenthal.....	65
2. Ryan Franklin.....	46
3. Jason Isringhausen.....	43
4. Jason Motte.....	32
5. Edward Mujica.....	22



## BUSCH STADIUM HOME RUN HISTORY

### HOME RUN LEADERS

1. Albert Pujols .....	110
2. Matt Holliday .....	88
3. Yadier Molina .....	50
4. Matt Carpenter .....	44
5. Randal Grichuk .....	37

### MOST HOMERS - VISITORS

1. Ryan Howard .....	13
2. Jay Bruce .....	12
Aramis Ramirez .....	12
Joey Votto .....	12
5. Adam Dunn, Pedro Alvarez .....	10

### BY TYPE

Total .....	1674
Solo .....	956
2-Run .....	473
3-Run .....	201
Grand Slams .....	44
Last: Eugenio Suárez, CIN, 9/13/17	
Leadoff .....	30
Last: Matt Carpenter, STL, 9/26/17	
Pinch Hit .....	56
Last: Luke Voit, STL, 9/25/17	
Extra Inning .....	33
Last: Logan Morrison, TB, 8/27/17 (10th)	
Inside-the-Park .....	2
Last: Adam Frazier (PIT), 9/9/17	

### BY TYPE, Cont.

By Righthanded Batters .....	1009
By Lefthanded Batters .....	665

Home run research by John Labombarda of Elias Sports Bureau and David Vincent of SABR.

### Former Busch Stadium (1966-2005)

#### HOME RUN LEADERS

1. Ray Lankford .....	123
2. Mark McGwire .....	119
3. Jim Edmonds .....	111
4. Albert Pujols .....	94
5. Ted Simmons .....	81

#### MOST HOMERS - CARDINALS

1. Ray Lankford .....	122
2. Mark McGwire .....	119
3. Jim Edmonds .....	111
4. Albert Pujols .....	94
5. Ted Simmons .....	81

#### MOST HOMERS - VISITORS

1. Mike Schmidt .....	27
2. Sammy Sosa .....	19
Willie Stargell .....	19
4. Andre Dawson .....	17
Brian Giles .....	17

### BY TYPE

Solo .....	2,442
2-Run .....	1,277
3-Run .....	491
Grand Slams .....	106
Last: David Eckstein, STL, 8/7/05	
Leadoff .....	72
Last: Mark Grudzielanek vs. MIL, 4/27/05	
Pinch Hit .....	136
Last: Chris Duncan vs. CIN, 10/2/05	
Extra Inning .....	99
Last: Neifi Perez, CHI, 7/24/05 (10th)	
Inside-the-Park .....	36
Last: Brant Brown, PIT, 5/9/99	
By Righthanded Batters .....	2,427
By Lefthanded Batters .....	1,889

## LONGEST CARDINAL HOME RUNS AT CURRENT BUSCH STADIUM

Distance	Player	Date/Opp.	Inning	Location
478 ft.	Randal Grichuk	6/25/17 vs. Pittsburgh	6	Left Field Upper Deck
477 ft.	Brandon Moss	6/30/16 vs. Kansas City	4	2 Rows Under RF Scoreboard
469 ft.	Matt Holliday	7/20/12 vs. Chicago (NL)	3	Left Centerfield Beyond Bleachers
467 ft.	Matt Holliday	9/12/14 vs. Colorado	1	Big Mac Land
465 ft.	Albert Pujols	8/14/11 vs. Colorado	1	Left Field Light Tower

## LONGEST OPPONENT HOME RUNS AT CURRENT BUSCH STADIUM

Distance	Player, Club	Date	Inning	Location
489 ft.	Keon Broxton, Milwaukee	6/15/17	2	Left Centerfield Bleachers
466 ft.	J.D. Martinez, Arizona	7/29/17	4	Left Centerfield Bleachers
456 ft.	Jay Bruce, Cincinnati	9/22/15	1	Right Field Bleachers Over Bullpen
456 ft.	Paul Goldschmidt, Arizona	8/16/12	9	Left Centerfield Bleachers
456 ft.	Kendrys Morales, Kansas City	6/30/16	8	Off Big Mac Land Sign

## LONGEST CARDINAL HOME RUNS AT FORMER BUSCH STADIUM

Distance	Player	Date/Opp.	Inning	Location
545 ft.	Mark McGwire	5/16/98 vs. Florida	4	CF Post-Dispatch signage
527 ft.	Mark McGwire	5/12/98 vs. Milwaukee	5	LCF upper deck
517 ft.	Mark McGwire	9/16/97 vs. Los Angeles	1	Facade above LF scoreboard
514 ft.	J.D. Drew	5/16/03 vs. Chicago	5	Top of RF Diamondvision
511 ft.	Mark McGwire	7/17/98 vs. Los Angeles	1	LF upper deck

## LONGEST OPPONENT HOME RUNS AT FORMER BUSCH STADIUM

Distance	Player, Club	Date	Inning	Location
492 ft.	Wily Mo Pena, Cincinnati	6/29/05	2	CF Batter's Eye
472 ft.	Ryan Klesko, San Diego	8/29/01	2	RF tunnel, past Power Alley
470 ft.	Richard Hidalgo, New York	8/6/04	9	LF scoreboard
468 ft.	Pete Incaviglia, Philadelphia	5/25/94	6	
468 ft.	Henry Rodriguez, Montreal	4/8/96	5	RF scoreboard



## N.L. MOST VALUABLE PLAYER AWARD

1925*	Rogers Hornsby-2b
1926*	Bob O'Farrell-c
1928*	Jim Bottomley-1b
1931	Frankie Frisch-2b
1934	Dizzy Dean-p
1937	Joe Medwick-of
1942	Mort Cooper-p
1943	Stan Musial-of
1944	Marty Marion-ss
1946	Stan Musial-1b
1948	Stan Musial-of
1964	Ken Boyer-3b

1967	Orlando Cepeda-1b
1968	Bob Gibson-p
1971	Joe Torre-3b
1979	**Keith Hernandez-1b
1985	Willie McGee-of
2005	Albert Pujols-1b
2008	Albert Pujols-1b
2009	Albert Pujols-1b

\* Prior to 1931, the League gave an award that reflected what the MVP is today \*\*Co-recipient with Pittsburgh's Willie Stargell

## CARDINALS WHO FINISHED IN TOP 10 IN N.L. MVP VOTING

Year	Player (Rank)
1931	<b>Frankie Frisch (1)</b> , Chick Hafey (5), Jimmie Wilson (6), Sparky Adams (9)
1933	Pepper Martin (5), Dizzy Dean (7)
1934	<b>Dizzy Dean (1)</b> , Rip Collins (6), Paul Dean (T9)
1935	Dizzy Dean (2), Joe Medwick (5), Pepper Martin (10)
1936	Dizzy Dean (2), Joe Medwick (4), Leo Durocher (10)
1937	<b>Joe Medwick (1)</b> , Johnny Mize (10)
1939	Johnny Mize (2), Curt Davis (5), Jimmy Brown (6), Joe Medwick (7)
1940	Johnny Mize (2)
1941	Jimmy Brown (4), Ernie White (6), Johnny Hopp (8), Johnny Mize (9)
1942	<b>Mort Cooper (1)</b> , Enos Slaughter (2), Marty Marion (7)
1943	<b>Stan Musial (1)</b> , Walker Cooper (2), Mort Cooper (5)
1944	<b>Marty Marion (1)</b> , Stan Musial (4), Walker Cooper (8), Mort Cooper (9)
1945	Whitey Kurowski (5), Marty Marion (8)
1946	<b>Stan Musial (1)</b> , Enos Slaughter (3), Howie Pollet (4)
1947	Whitey Kurowski (T9)
1948	<b>Stan Musial (1)</b> , Enos Slaughter (T7)
1949	Stan Musial(2), Enos Slaughter (3), Red Schoendienst (10)
1950	Stan Musial (2)
1951	Stan Musial (2)
1952	Stan Musial(5), Enos Slaughter(6), Red Schoendienst (T10)
1953	Red Schoendienst (4), Stan Musial (8)
1954	Stan Musial (6)
1955	Stan Musial (8)
1956	Stan Musial (9)
1957	Stan Musial (2)
1959	Ken Boyer (10)
1960	Lindy McDaniel (5), Ken Boyer (T6), Ernie Broglio (9)
1961	Ken Boyer (7)
1962	Stan Musial (10)
1963	Dick Groat (2), Bill White (7)
1964	<b>Ken Boyer (1)</b> , Bill White (3), Lou Brock (10)
1967	<b>Orlando Cepeda (1)</b> , Tim McCarver (2), Lou Brock (7), Julian Javier (9)
1968	<b>Bob Gibson (1)</b> , Curt Flood (4), Lou Brock (6), Mike Shannon (7)

Year	Player (Rank)
1970	Bob Gibson (4)
1971	<b>Joe Torre (1)</b>
1972	Ted Simmons (T10)
1973	Lou Brock (6)
1974	Lou Brock (2)
1975	Ted Simmons (6), Al Hrabosky (8)
1977	Ted Simmons (9)
1979	<b>Keith Hernandez (T1)</b>
1980	George Hendrick (8)
1981	Bruce Sutter (8)
1982	Lonnie Smith (2) Bruce Sutter (5)
1984	Bruce Sutter (6)
1985	<b>Willie McGee (1)</b> , Tommy Herr (5), John Tudor (T8), Jack Clark (10)
1987	Ozzie Smith (2), Jack Clark (3)
1989	Pedro Guerrero (3)
1991	Lee Smith (8)
1996	Brian Jordan (8)
1998	Mark McGwire (2)
1999	Mark McGwire (5)
2000	Jim Edmonds (4)
2001	Albert Pujols (4)
2002	Albert Pujols (2)
2003	Albert Pujols (2)
2004	Albert Pujols (3), Scott Rolen (4), Jim Edmonds (5)
2005	<b>Albert Pujols (1)</b> , Chris Carpenter (8)
2006	Albert Pujols (2)
2007	Albert Pujols (9)
2008	<b>Albert Pujols (1)</b>
2009	<b>Albert Pujols (1)</b>
2010	Albert Pujols (2)
2011	Albert Pujols (5), Lance Berkman (7)
2012	Yadier Molina (4)
2013	Yadier Molina (3), Matt Carpenter (4)
2014	Adam Wainwright (8)

Most N.L. top-10 finishes: 14, by Stan Musial.  
 Most seasons receiving MVP votes: 18, by Stan Musial.  
 Most Cardinals receiving MVP votes in one year: 12 in 1941.



**CY YOUNG AWARD**

1968.....	Bob Gibson	2005.....	Chris Carpenter
1970.....	Bob Gibson		

**N.L. ROOKIE OF THE YEAR AWARD (BBWAA)**

1954.....	Wally Moon-of	1985.....	Vince Coleman-of
1955.....	Bill Virdon-of	1986.....	Todd Worrell-p
1974.....	Bake McBride-of	2001.....	Albert Pujols-3b/of

**LOUISVILLE SLUGGER SILVER SLUGGER TEAM**

**Team selected at the conclusion of the season in a poll of N.L. managers and coaches**

1980.....	Bob Forsch-p, George Hendrick-of, ...Keith Hernandez-1b, Ted Simmons-c, Garry Templeton-ss	2003.....	Albert Pujols-of, Edgar Renteria-ss
1983.....	George Hendrick-1b	2004.....	Jim Edmonds-of, Albert Pujols-1b
1985.....	Jack Clark-1b, Willie McGee-of	2005.....	Jason Marquis-p
1987.....	Jack Clark-1b, Bob Forsch-p, Ozzie Smith-ss	2008.....	Ryan Ludwick-of, Albert Pujols-1b
1998.....	Mark McGwire-1b	2009.....	Albert Pujols-1b
2000.....	Edgar Renteria-ss	2010.....	Matt Holliday-1f, Albert Pujols-1b
2001.....	Albert Pujols-3b	2013.....	Yadier Molina-c, Matt Carpenter-2b
2002.....	Edgar Renteria-ss, Scott Rolen-3b	2017.....	Adam Wainwright, p

**RAWLINGS GOLD GLOVE AWARD WINNERS**

**Team selected at the conclusion of the season in a poll of N.L. managers and coaches**

1958.....	Ken Boyer-3b	1989.....	Terry Pendleton-3b, Ozzie Smith-ss
1959.....	Ken Boyer-3b	1990.....	Ozzie Smith-ss
1960.....	Bill White-1b, Ken Boyer-3b	1991.....	Tom Paganzzi-c, Ozzie Smith-ss
1961.....	Bill White-1b, Ken Boyer-3b	1992.....	Tom Paganzzi-c, Ozzie Smith-ss
1962.....	Bobby Shantz-p, Bill White-1b	1994.....	Tom Paganzzi-c
1963.....	Bobby Shantz-p, Bill White-1b, .....Ken Boyer-3b, Curt Flood-of	2000.....	Jim Edmonds-of, Mike Matheny-c
1964.....	Bill White-1b, Curt Flood-of	2001.....	Jim Edmonds-of, Fernando Vina-2b
1965.....	Bob Gibson-p, Bill White-1b, Curt Flood-of	2002.....	Jim Edmonds-of, Edgar Renteria-ss, .....Scott Rolen-3b, Fernando Vina-2b
1966.....	Bob Gibson-p, Curt Flood-of	2003.....	Jim Edmonds-of, Mike Matheny-c, .....Edgar Renteria-ss, Scott Rolen-3b
1967.....	Bob Gibson-p, Curt Flood-of	2004.....	Jim Edmonds-of, Mike Matheny, c, Scott Rolen-3b
1968.....	Bob Gibson-p, Dal Maxvill-ss, Curt Flood-of	2005.....	Jim Edmonds-of
1969.....	Bob Gibson-p, Curt Flood-of	2006.....	Albert Pujols-1b, Scott Rolen-3b
1970.....	Bob Gibson-p	2008.....	Yadier Molina-c
1971.....	Bob Gibson-p	2009.....	Yadier Molina-c, Adam Wainwright-p
1972.....	Bob Gibson-p	2010.....	Yadier Molina-c, Albert Pujols-1b
1973.....	Bob Gibson-p	2011.....	Yadier Molina-c*
1975.....	Ken Reitz-3b	2012.....	Yadier Molina-c*
1978.....	Keith Hernandez-1b	2013.....	Yadier Molina-c, Adam Wainwright-p
1979.....	Keith Hernandez-1b	2014.....	Yadier Molina-c*
1980.....	Keith Hernandez-1b, Ozzie Smith-ss	2015.....	Jason Heyward-of, Yadier Molina-c*
1981.....	Keith Hernandez-1b, Ozzie Smith-ss		
1982.....	Keith Hernandez-1b, Ozzie Smith-ss		
1983.....	Willie McGee-of, Ozzie Smith-ss		
1984.....	Joaquin Andujar-p, Ozzie Smith-ss		
1985.....	Willie McGee-of, Ozzie Smith-ss		
1986.....	Willie McGee-of, Ozzie Smith-ss		
1987.....	Terry Pendleton-3b, Ozzie Smith-ss		
1988.....	Ozzie Smith-ss		

\* Platinum Glove Award est. 2011, given to the best defensive player of the year from each league.

**ROBERTO CLEMENTE AWARD**

1974.....	Lou Brock	2008.....	Albert Pujols
1995.....	Ozzie Smith	2013.....	Carlos Beltran



**ROLAIDS RELIEF MAN AWARD**

1981.....	Bruce Sutter	1991.....	Lee Smith
1982.....	Bruce Sutter	1992.....	Lee Smith
1984.....	Bruce Sutter	1995.....	Tom Henke
1986.....	Todd Worrell		

**N.L. MANAGER OF THE YEAR AWARD (BBWAA)**

1985.....	Whitey Herzog	2002.....	Tony La Russa
-----------	---------------	-----------	---------------

**SPORTS ILLUSTRATED'S SPORTSMAN OF THE YEAR**

1957.....	Stan Musial	1998.....	*Mark McGwire * co-winner with Chicago Cubs' Sammy Sosa
-----------	-------------	-----------	--

**THE SPORTING NEWS MAJOR LEAGUE EXECUTIVE OF THE YEAR**

1936.....	Branch Rickey	1964.....	Bing Devine
1942.....	Branch Rickey	2000.....	Walt Jocketty
1957.....	Frank Lane	2004.....	Walt Jocketty
1963.....	Bing Devine		

**THE SPORTING NEWS MAJOR LEAGUE PLAYER OF THE YEAR**

1944.....	Marty Marion	1974.....	Lou Brock
1946.....	Stan Musial	2003.....	Albert Pujols
1951.....	Stan Musial	2008.....	Albert Pujols
1964.....	Ken Boyer	2009.....	Albert Pujols
1971.....	Joe Torre		

**THE SPORTING NEWS MAN/SPORTSMAN OF THE YEAR**

1974.....	Lou Brock	1997.....	Mark McGwire
1982.....	Whitey Herzog	1998.....	*Mark McGwire * co-winner with Chicago Cubs' Sammy Sosa

**THE DARRYL KILE AWARD**

At its annual dinner in January of 2003, the St. Louis Chapter of the Baseball Writers Association of America announced the creation of the Darryl Kile Award. It is given annually to the Cardinal player, by vote of his teammates, who demonstrates the qualities that Darryl brought to the clubhouse every day: those of a good teammate, a great friend, a fine father and a humble man. A veteran of 331 big league starts, Darryl was never on the disabled list at the Major League level and prided himself on never missing a start. The award was not given in 2002 in honor of Darryl.

2003.....	Mike Matheny, c	2011.....	Lance Berkman, of
2004.....	Woody Williams, p	2012.....	Jake Westbrook, rhp
2005.....	Cal Eldred, p	2013.....	Jason Motte, rhp
2006.....	Chris Carpenter, p	2014.....	Mark Ellis, 2b
2007.....	Russ Springer, p	2015.....	Yadier Molina, c
2008.....	Adam Wainwright, p	2016.....	Jonathan Broxton, rhp
2009.....	Skip Schumaker, 2b	2017.....	Zach Duke, lhp
2010.....	Matt Holliday, of		



**THE SPORTING NEWS N.L. ALL-STAR TEAM**

**Team selected at the conclusion of the season in a poll of N.L. players**

1925	Jim Bottomley-1b, Rogers Hornsby-2b	1977	Garry Templeton-ss, Ted Simmons-c
1926	Rogers Hornsby-2b, Bob O'Farrell-c	1978	Ted Simmons-c
	Grover Alexander-p	1979	Keith Hernandez-1b, Ted Simmons-c,
1930	Frank Frisch-2b		Garry Templeton-ss
1931	Frank Frisch-2b	1980	George Hendrick-of, Keith Hernandez-1b,
1934	Dizzy Dean-p		Garry Templeton-ss
1935	Joe Medwick-of, Pepper Martin-3b, Dizzy Dean-p	1982	Ozzie Smith-ss, Lonnie Smith-of
1936	Joe Medwick-of, Dizzy Dean-p	1983	George Hendrick-1b
1937	Joe Medwick-of	1984	Ozzie Smith-ss
1938	Joe Medwick-of	1985	Tom Herr-2b, Willie McGee-of,
1939	Joe Medwick-of		Ozzie Smith-ss, John Tudor-p
1942	Enos Slaughter-of, Mort Cooper-p	1986	Ozzie Smith-ss
1943	Stan Musial-of, Walker Cooper-c, Mort Cooper-p	1987	Jack Clark-1b, Ozzie Smith-ss
1944	Stan Musial-of, Ray Sanders-1b,	1991	Lee Smith-p
	Marty Marion-ss, Walker Cooper-c, Mort Cooper-p	1998	Mark McGwire-1b
1945	Marty Marion-ss, Whitey Kurowski-3b	2000	Edgar Renteria-ss
1946	Enos Slaughter-of, Stan Musial-1b	2002	Edgar Renteria-ss, Scott Rolen-3b
1948	Stan Musial-of, Harry Brecheen-p	2003	Albert Pujols-of, Edgar Renteria-ss, Scott Rolen-3b
1949	Stan Musial-of	2004	Jim Edmonds-of, Albert Pujols-1b
1950	Stan Musial-of		Edgar Renteria-ss, Scott Rolen-3b
1951	Stan Musial-of	2005	Chris Carpenter-p, Albert Pujols-1b
1952	Stan Musial-of	2006	Chris Carpenter-p
1953	Stan Musial-of, Red Schoendienst-2b	2008	Ryan Ludwick-of, Albert Pujols-1b
1954	Stan Musial-of	2009	Ryan Franklin-rhp, Yadier Molina-c,
1956	Ken Boyer-3b		Albert Pujols-1b
1957	Stan Musial-1b	2010	Matt Holliday-of
1958	Stan Musial-1b	2012	Matt Holliday-of
1960	Ernie Broglio-p	2013	Yadier Molina-c, Matt Carpenter-2b
1961	Ken Boyer-3b	2014	Jhonny Peralta-ss
1962	Ken Boyer-3b		
1963	Bill White-1b, Ken Boyer-3b, Dick Groat-ss		
1964	Bill White-1b, Ken Boyer-3b, Dick Groat-ss		
1967	Orlando Cepeda-1b, Tim McCarver-c		
1968	Curt Flood-of, Bob Gibson-p		
1969	Steve Carlton-p		
1970	Bob Gibson-p		
1971	Steve Carlton-p, Joe Torre-3b		
1974	Lou Brock-of		



CARDINALS SELECTED FOR ALL-STAR GAME

1933	Frank Frisch- 2b, Bill Hallahan-p, Pepper Martin-3b, Jim Wilson-c
1934	Dizzy Dean-p, Frank Frisch-2b, Pepper Martin-3b, Joe Medwick-of
1935	Frank Frisch-manager and 2b, Rip Collins-1b, Dizzy Dean-p, Pepper Martin-3b, Joe Medwick-of, Bill Walker-p, Burgess Whitehead-2b
1936	Rip Collins-1b, Dizzy Dean-p, Leo Durocher-ss, Stu Martin-2b, Joe Medwick-of
1937	Dizzy Dean-p, Pepper Martin-of, Joe Medwick-of, Johnny Mize-1b
1938	Joe Medwick-of
1939	Curt Davis-p, Joe Medwick-of, Johnny Mize-1b, Terry Moore-of, Lon Warneke-p
1940	Johnny Mize-1b, Terry Moore-of
1941	Johnny Mize-1b, Terry Moore-of, Enos Slaughter-of, Lon Warneke-p
1942	Jim Brown-2b, Mort Cooper-p, Walker Cooper-c, Terry Moore-of, Enos Slaughter-of
1943	Billy Southworth-manager, Mort Cooper-p, Walker Cooper-c, Whitey Kurowski-3b, Max Lanier-p, Marty Marion-ss, Stan Musial-of, Howie Pollet-p, Harry Walker-of
1944	Billy Southworth-manager, Walker Cooper-c, Whitey Kurowski-3b, Max Lanier-p, Marty Marion-ss, Red Munger-p, Stan Musial-of
1945	No game
1946	Whitey Kurowski-3b, Marty Marion-ss, Stan Musial-of, Howie Pollet-p, Red Schoendienst-2b, Enos Slaughter-of
1947	Eddie Dyer-manager, Harry Brecheen-p, ^Whitey Kurowski-3b, Marty Marion-ss, Red Munger-p, Stan Musial-1b, Enos Slaughter-of
1948	Harry Brecheen-p, Marty Marion-ss, Stan Musial-of, Red Schoendienst-2b, Enos Slaughter-of
1949	Eddie Kazak*-3b, Marty Marion-ss, Red Munger-p, Stan Musial-of, Howie Pollet-p, Red Schoendienst-2b, Enos Slaughter-of
1950	Marty Marion-ss, Stan Musial-1b, Red Schoendienst-2b, Enos Slaughter-of
1951	Stan Musial-of, Red Schoendienst-2b, Enos Slaughter-of, Wally Westlake-of
1952	Stan Musial-of, Red Schoendienst-2b, Enos Slaughter-of, Gerry Staley-p
1953	Harvey Haddix*-p, Stan Musial-of, Del Rice-c, Red Schoendienst-2b, Enos Slaughter-of,
1954	Harvey Haddix-p, Ray Jablonski-3b, Stan Musial-of, Red Schoendienst-2b
1955	Luis Arroyo*-p, Harvey Haddix-p, Stan Musial-1b, Red Schoendienst-2b
1956	Ken Boyer-3b, Stan Musial-of, Rip Repulski-of
1957	Larry Jackson-p, Wally Moon-of, Stan Musial-1b, Hal Smith-c
1958	Don Blasingame-2b, Larry Jackson-p, Stan Musial-1b
1959	(1st Game) Ken Boyer-3b, Joe Cunningham-of, Wilmer Mizell-p, Stan Musial-1b, Hal Smith-c, Bill White-of (2nd Game) Ken Boyer-3b, Joe Cunningham-of, Wilmer Mizell-p, Stan Musial-1b, Hal Smith-c
1960	(Both Games) Ken Boyer-3b, Larry Jackson-p, Lindy McDaniel-p, Stan Musial-of, Bill White-1b
1961	(Both Games) Ken Boyer-3b, Stan Musial-of, Bill White-1b
1962	(Both Games) Ken Boyer-3b, Bob Gibson-p, Stan Musial-of
1963	Ken Boyer-3b, Dick Groat-ss, ^Julian Javier-2b, Stan Musial-of, Bill White-1b
1964	Ken Boyer-3b, Curt Flood-of, Dick Groat-ss, Bill White-1b
1965	Bob Gibson-p
1966	Curt Flood-of, Bob Gibson-p, Tim McCarver-c
1967	Lou Brock-of, Orlando Cepeda-1b, Bob Gibson-p, Tim McCarver-c
1968	Red Schoendienst-manager, Steve Carlton-p, Curt Flood-of, Bob Gibson-p, Julian Javier-2b
1969	Red Schoendienst-manager, Steve Carlton-p, Bob Gibson-p
1970	Rich Allen-1b, Bob Gibson-p, Joe Torre-c
1971	Joe Torre-3b, Steve Carlton-p, Lou Brock of
1972	Bob Gibson-p, Lou Brock-of, Joe Torre-3b, Ted Simmons-c, Red Schoendienst-coach
1973	Rick Wise-p, Joe Torre-3b, Ted Simmons-c
1974	Ted Simmons-c, Lou Brock-of, Reggie Smith-of, Lynn McGlothen-p, Red Schoendienst-coach
1975	Lou Brock-of, Reggie Smith-of, Red Schoendienst-coach
1976	Bake McBride-of
1977	Ted Simmons-c, Garry Templeton-ss
1978	Ted Simmons-c
1979	Lou Brock-of, Keith Hernandez-1b, Ted Simmons-c, Garry Templeton-ss, Dave Ricketts-coach
1980	George Hendrick-of, Keith Hernandez-1b, Ken Reitz-3b
1981	Bruce Sutter-p
1982	Ozzie Smith-ss, Lonnie Smith-of, Gene Gieselmann-trainer
1983	Ozzie Smith-ss, Willie McGee-of, George Hendrick-of, Whitey Herzog-manager, Chuck Hiller-coach, Dave Ricketts-coach
1984	Joaquin Andujar-p, Ozzie Smith-ss, Bruce Sutter-p
1985	Joaquin Andujar-p, Jack Clark-1b, Tom Herr-2b, Willie McGee-of, Ozzie Smith-ss
1986	Ozzie Smith-ss, Whitey Herzog-manager, Mike Roarke-coach
1987	Jack Clark-1b, Willie McGee-of, Ozzie Smith-ss, Gene Gieselmann-trainer
1988	Whitey Herzog-manager, Rich Hacker-coach, Nick Leyva-coach, Johnny Lewis-coach Vince Coleman-of, Willie McGee-of, Ozzie Smith-ss, Todd Worrell-p
1989	Vince Coleman-of, Pedro Guerrero-dh, Tony Pena-c, Ozzie Smith-ss
1990	Ozzie Smith-ss
1991	Felix Jose-of, Lee Smith-p, Ozzie Smith-ss
1992	Tom Pagnozzi-c, Lee Smith-p, Ozzie Smith-ss, Bob Tewksbury-p, Joe Torre-coach
1993	Gregg Jefferies-1b, Lee Smith-p, Gene Gieselmann-trainer



**CARDINALS SELECTED FOR ALL-STAR GAME, Continued**

1994	Gregg Jefferies-1b, Ozzie Smith-ss
1995	Tom Henke-p, Ozzie Smith-ss
1996	Ozzie Smith-ss
1997	Ray Lankford-of, ^Royce Clayton-ss
1998	Mark McGwire-1b
1999	Kent Bottenfield-p, Mark McGwire-1b
2000	Jim Edmonds-of, Mark McGwire-1b, Darryl Kile-p, ^Edgar Renteria-ss, Brad Henderson-trainer
2001	Matt Morris-p, Albert Pujols*-3b
2002	Matt Morris-p
2003	Jim Edmonds-of, Albert Pujols-of, Edgar Renteria-ss, Scott Rolen-3b, Woody Williams-p, Tony La Russa-coach
2004	Albert Pujols-1b, Edgar Renteria-ss, Scott Rolen-3b
2005	Chris Carpenter-p, David Eckstein-ss, Jim Edmonds-of, Jason Istringhausen-p, Albert Pujols-1b, +Scott Rolen-3b, Tony La Russa-manager, Dave Duncan-coach, Marty Mason-coach, Dave McKay-coach, Jose Oquendo-coach, Joe Pettini-coach, Barry Weinberg-trainer
2006	Chris Carpenter-p, ^David Eckstein-ss, Albert Pujols-1b, Scott Rolen-3b
2007	Albert Pujols-1b, Tony La Russa-manager, Dave Duncan-coach, Marty Mason-coach, Dave McKay-coach, Joe Pettini-coach
2008	Ryan Ludwick-of, Albert Pujols-1b
2009	Ryan Franklin-p, Yadier Molina-c, Albert Pujols-1b, Tony La Russa-manager, Barry Weinberg-trainer
2010	Chris Carpenter-p, Matt Holliday-of, Yadier Molina-c, Albert Pujols-1b, Adam Wainwright-p
2011	Lance Berkman-of, Matt Holliday-of, Yadier Molina-c
2012	Carlos Beltran-of, David Freese-3b, Rafael Furcal-ss, ^Matt Holliday-of, Lance Lynn-rhp, Yadier Molina-c, Tony La Russa-manager, Mike Aldrete-coach, Dave Duncan-coach, Derek Lilliquist-coach, Mark McGwire-coach, Jose Oquendo-coach
2013	Carlos Beltran-of, Matt Carpenter-2b, Allen Craig-1b, Yadier Molina-c, Edward Mujica-rhp, Adam Wainwright-rhp
2014	Matt Carpenter-3b, Pat Neshek-rhp, +Yadier Molina-c, Adam Wainwright-rhp, Mike Matheny - manager, Mike Aldrete-coach, Blaise Ilesley-coach, Derek Lilliquist-coach, John Mabry-coach, Chris Maloney-coach, Jose Oquendo-coach, Greg Hauck-trainer
2015	Matt Holliday-of, Carlos Martinez-rhp, Yadier Molina-c, Jhonny Peralta-ss, Trevor Rosenthal-rhp, Michael Wacha-rhp
2016	Matt Carpenter-3b, ^^Aledmys Diaz-ss
2017	Carlos Martinez-rhp, Yadier Molina-c

\*Denotes rookie

^Kurowski replaced Bob Elliott of Boston on the 1947 squad; Javier replaced Bill Mazerowski of Pittsburgh in 1963; Clayton replaced Barry Larkin of Cincinnati in 1997; Renteria replaced Mark McGwire in 2000; Eckstein replaced New York's Jose Reyes in 2006; Holliday replaced Yadier Molina in 2012 +Houston's Morgan Ensberg replaced Rolen in 2005; Arizona's Miguel Montero replaced Molina in 2014; Aledmys Diaz replaced Matt Carpenter in 2016.



The St. Louis Cardinals were represented by two players at the 2017 Major League Baseball All-Star Game in Miami. Carlos Martinez (left) struck out four batters in two innings, the first Cardinals pitcher to fan four in an All-Star Game since Dizzy Dean in 1934. Yadier Molina (right) hit a game-tying home run in the 6th inning, the first Cardinal to hit a home run in an All-Star Game since 1974 and seventh overall. Later in the game, Molina played a role as photographer snapping a camera phone shot of home plate umpire Joe West and Seattle Mariners outfielder Nelson Cruz.





## CARDINALS WORLD SERIES GAME RESULTS

**1926 - Cardinals 4, New York 3**

Oct. 2 Cardinals 1, at New York 2  
Oct. 3 Cardinals 6, at New York 2  
Oct. 5 at Cardinals 4, New York 0  
Oct. 6 at Cardinals 5, New York 10  
Oct. 7 at Cardinals 2, New York 3  
Oct. 9 Cardinals 10, at New York 2  
Oct. 10 Cardinals 3, at New York 2

**1928 - Cardinals 0, New York 4**

Oct. 4 Cardinals 1, at New York 4  
Oct. 5 Cardinals 3, at New York 9  
Oct. 7 at Cardinals 3, New York 7  
Oct. 9 at Cardinals 3, New York 7

**1930 - Cardinals 2, Philadelphia 4**

Oct. 1 Cardinals 2, at Philadelphia 5  
Oct. 2 Cardinals 1, at Philadelphia 6  
Oct. 4 at Cardinals 5, Philadelphia 0  
Oct. 5 at Cardinals 3, Philadelphia 1  
Oct. 6 at Cardinals 0, Philadelphia 2  
Oct. 8 Cardinals 1, at Philadelphia 7

**1931 - Cardinals 4, Philadelphia 3**

Oct. 1 at Cardinals 2, Philadelphia 6  
Oct. 2 at Cardinals 2, Philadelphia 0  
Oct. 4 Cardinals at Philadelphia, rain  
Oct. 5 Cardinals 5, at Philadelphia 2  
Oct. 6 Cardinals 0, at Philadelphia 3  
Oct. 7 Cardinals 5, at Philadelphia 1  
Oct. 9 at Cardinals 1, Philadelphia 8  
Oct. 10 at Cardinals 4, Philadelphia 2

**1934 - Cardinals 4, Detroit 3**

Oct. 3 Cardinals 8, at Detroit 3  
Oct. 4 Cardinals 2, at Detroit 3 (12)  
Oct. 5 at Cardinals 4, Detroit 1  
Oct. 6 at Cardinals 2, at Detroit 10  
Oct. 7 at Cardinals 1, Detroit 3  
Oct. 8 Cardinals 4, at Detroit 3  
Oct. 9 Cardinals 11, at Detroit 0

**1942 - Cardinals 4, New York 1**

Sept. 30 at Cardinals 4, New York 7  
Oct. 1 at Cardinals 4, New York 3  
Oct. 2 Cardinals 2, at New York 0  
Oct. 4 Cardinals 9, at New York 6  
Oct. 5 Cardinals 4, at New York 2

**1943 - Cardinals 1, New York 4**

Oct. 5 Cardinals 2, at New York 4  
Oct. 6 Cardinals 4, at New York 3  
Oct. 7 Cardinals 2, at New York 6  
Oct. 10 at Cardinals 1, New York 2  
Oct. 11 at Cardinals 0, New York 2

**1944 - Cardinals 4, Browns 2**

Oct. 4 at Cardinals 1, Browns 2  
Oct. 5 at Cardinals 3, Browns 2 (11)  
Oct. 6 Cardinals 2, at Browns 6  
Oct. 7 Cardinals 5, at Browns 1  
Oct. 8 Cardinals 2, at Browns 0  
Oct. 9 at Cardinals 3, Browns 1

**1946 - Cardinals 4, Boston 3**

Oct. 6 at Cardinals 2, Boston 3 (10)  
Oct. 7 at Cardinals 3, Boston 0  
Oct. 9 Cardinals 0, at Boston 4  
Oct. 10 Cardinals 12, at Boston 3  
Oct. 11 Cardinals 3, at Boston 6  
Oct. 13 at Cardinals 4, Boston 1  
Oct. 15 at Cardinals 4, Boston 3

**1964 - Cardinals 4, New York 3**

Oct. 7 at Cardinals 9, New York 5  
Oct. 8 at Cardinals 3, New York 8  
Oct. 10 Cardinals 1, at New York 2  
Oct. 11 Cardinals 4, at New York 3  
Oct. 12 Cardinals 5, at New York 2 (10)  
Oct. 14 at Cardinals 3, New York 8  
Oct. 15 at Cardinals 7, New York 5

**1967 - Cardinals 4, Boston 3**

Oct. 4 Cardinals 2, at Boston 1  
Oct. 5 Cardinals 0, at Boston 5  
Oct. 7 at Cardinals 5, Boston 2  
Oct. 8 at Cardinals 6, Boston 0  
Oct. 9 at Cardinals 1, Boston 3  
Oct. 11 Cardinals 4, at Boston 8  
Oct. 12 Cardinals 7, at Boston 2

**1968 - Cardinals 3, Detroit 4**

Oct. 2 at Cardinals 4, Detroit 0  
Oct. 3 at Cardinals 1, Detroit 8  
Oct. 5 Cardinals 7, at Detroit 3  
Oct. 6 Cardinals 10, at Detroit 1  
Oct. 7 Cardinals 3, at Detroit 5  
Oct. 9 at Cardinals 1, Detroit 13  
Oct. 10 at Cardinals 1, Detroit 4

**1982 - Cardinals 4, Milwaukee 3**

Oct. 12 at Cardinals 0, Milwaukee 10  
Oct. 13 at Cardinals 5, Milwaukee 4  
Oct. 15 Cardinals 6, at Milwaukee 2  
Oct. 16 Cardinals 5, at Milwaukee 7  
Oct. 17 Cardinals 4, at Milwaukee 6  
Oct. 19 at Cardinals 13, Milwaukee 1  
Oct. 20 at Cardinals 6, Milwaukee 3

**1985 - Cardinals 3, Kansas City 4**

Oct. 19 Cardinals 3, at Kansas City 1  
Oct. 20 Cardinals 4, at Kansas City 2  
Oct. 22 at Cardinals 1, Kansas City 6  
Oct. 23 at Cardinals 3, Kansas City 0  
Oct. 24 at Cardinals 1, Kansas City 6  
Oct. 26 Cardinals 1, at Kansas City 2  
Oct. 27 Cardinals 0, at Kansas City 11

**1987 - Cardinals 3, Minnesota 4**

Oct. 17 Cardinals 1, at Minnesota 10  
Oct. 18 Cardinals 4, at Minnesota 8  
Oct. 20 at Cardinals 3, Minnesota 1  
Oct. 21 at Cardinals 7, Minnesota 2  
Oct. 22 at Cardinals 4, Minnesota 2  
Oct. 24 Cardinals 5, at Minnesota 11  
Oct. 25 Cardinals 2, at Minnesota 4

**2004 - Cardinals 0, Boston 4**

Oct. 23 Cardinals 9, at Boston 11  
Oct. 24 Cardinals 2, at Boston 6  
Oct. 26 at Cardinals 1, Boston 4  
Oct. 27 at Cardinals 0, Boston 3

**2006 - Cardinals 4, Detroit 1**

Oct. 21 Cardinals 7, at Detroit 2  
Oct. 22 Cardinals 1, at Detroit 3  
Oct. 24 at Cardinals 5, Detroit 0  
Oct. 25 Detroit at Cardinals, rain  
Oct. 26 at Cardinals 5, Detroit 4  
Oct. 27 at Cardinals 4, Detroit 2

**2011 - Cardinals 4, Texas 3**

Oct. 19 at Cardinals 3, Texas 2  
Oct. 20 at Cardinals 1, Texas 2  
Oct. 22 Cardinals 16, at Texas 7  
Oct. 23 Cardinals 0, at Texas 4  
Oct. 24 Cardinals 2, at Texas 4  
Oct. 26 Texas at Cardinals, rain  
Oct. 27 at Cardinals 10, Texas 9 (11)  
Oct. 28 at Cardinals 6, Texas 2

**2013 - Cardinals 2, Boston 4**

Oct. 23 Cardinals 1, at Boston 8  
Oct. 24 Cardinals 4, at Boston 2  
Oct. 26 at Cardinals 5, Boston 4  
Oct. 27 at Cardinals 2, Boston 4  
Oct. 28 at Cardinals 1, Boston 3  
Oct. 30 Cardinals 1, at Boston 6



## CARDINALS WORLD SERIES BATTING ALL-TIME TOP 5

### BATTING AVERAGE

- (two series, 50 plate appearances)
1. Pepper Martin..... .418
  2. Lou Brock ..... .391
  3. Julian Javier..... .346
  4. Yadier Molina ..... .328
  5. Tim McCarver..... .311

### GAMES

1. Jim Bottomley.....24
- Frankie Frisch.....24
3. Chick Hafey.....23
- Whitey Kurowski.....23
- Marty Marion..... 23
- Stan Musial.....23

### AT-BATS

1. Frankie Frisch.....95
2. Jim Bottomley.....90
3. Chick Hafey.....88
4. Lou Brock.....87
5. Stan Musial.....86
- Curt Flood.....86

### RUNS

1. Lou Brock .....16
2. Pepper Martin.....14
3. Whitey Kurowski.....12
- Albert Pujols .....12
- Mike Shannon .....12

### HITS

1. Lou Brock .....34
2. Pepper Martin.....23
- Tim McCarver.....23
- Willie McGee ..... 23
5. Yadier Molina .....22
- Stan Musial.....22

### TOTAL BASES

1. Lou Brock .....57
2. Tim McCarver.....37
3. Willie McGee .....36
4. Pepper Martin.....35
5. Stan Musial.....34

### DOUBLES

1. Lou Brock .....7
- Chick Hafey .....7
- Pepper Martin.....7
- Stan Musial.....7
- Marty Marion .....7

### TRIPLES

1. Tim McCarver.....3
2. Lou Brock .....2
3. 22 players with.....1

### HOME RUNS

1. Lou Brock .....4
- Albert Pujols .....4
3. Allen Craig.....3
- Willie McGee.....3
- Mike Shannon .....3

### RUNS BATTED IN

1. Lou Brock .....13
2. Yadier Molina.....12
3. Marty Marion.....11
- Tim McCarver.....11
- Willie McGee .....11

### STOLEN BASES

1. Lou Brock .....14
2. Pepper Martin.....7
3. Vince Coleman.....6
4. Frankie Frisch.....4
- Ozzie Smith .....4

### BASES ON BALLS

1. Stan Musial.....12
- Albert Pujols .....12
3. Tim McCarver.....10
4. Ray Sanders.....9
- Ozzie Smith .....9

## CARDINALS WORLD SERIES PITCHING ALL-TIME TOP 5

### GAMES

1. Bob Gibson.....9
2. Ken Dayley .....8
3. Seven players with .....7

### INNINGS PITCHED

1. Bob Gibson.....81.0
2. Mort Cooper .....45.0
3. Bill Hallahan.....39.2
4. Burleigh Grimes.....34.2
5. Harry Brecheen .....32.2

### EARNED-RUN AVERAGE

(25 innings pitched)

1. Harry Brecheen .....0.83
2. Bill Hallahan.....1.36
3. Jesse Haines.....1.67
4. Max Lanier.....1.71
5. Dizzy Dean .....1.73

### SHUTOUTS

1. Bob Gibson.....2
- Bill Hallahan.....2
3. Six players with.....1

### FEWEST HITS PER NINE INNINGS

(two series, 25 innings pitched)

1. Burleigh Grimes.....4.93
2. Bob Gibson.....6.11
3. Bill Hallahan.....6.58
4. Chris Carpenter.....6.67
5. Jesse Haines.....6.68

### WINS

1. Bob Gibson.....7
2. Harry Brecheen .....4
3. Chris Carpenter.....3
- Bill Hallahan.....3
- Jesse Haines.....3
- John Tudor.....3

### COMPLETE GAMES

1. Bob Gibson.....8
2. Harry Brecheen .....3
- Bill Hallahan.....3
- Burleigh Grimes.....3
5. Six pitchers with.....2

### STRIKEOUTS

1. Bob Gibson.....92
2. Mort Cooper .....35
3. Bill Hallahan.....27
4. Max Lanier.....25
5. Burleigh Grimes.....24

### FEWEST WALKS PER NINE INNINGS

(25 innings pitched)

1. Chris Carpenter .....1.67
2. Dizzy Dean .....1.73
3. Bob Gibson.....1.89
4. Mort Cooper .....2.40
5. Grover Alexander .....2.84

### SAVES

1. Todd Worrell.....3
2. Bruce Sutter.....2
3. 12 pitchers with.....1



## CARDINALS NLCS GAME RESULTS

### 1982 - Cardinals 3, Atlanta 0

Oct. 6..... Atlanta at Cardinals, rain  
 Oct. 7..... at Cardinals 7, Atlanta 0  
 Oct. 8..... Atlanta at Cardinals, rain  
 Oct. 9..... at Cardinals 4, Atlanta 3  
 Oct. 10..... Cardinals 6, at Atlanta 2

### 1985 - Cardinals 4, Los Angeles 2

Oct. 9..... Cardinals 1, at Los Angeles 4  
 Oct. 10..... Cardinals 2, at Los Angeles 8  
 Oct. 12..... at Cardinals 4, Los Angeles 2  
 Oct. 13..... at Cardinals 12, Los Angeles 2  
 Oct. 14..... at Cardinals 3, Los Angeles 2  
 Oct. 16..... Cardinals 7, at Los Angeles 5

### 1987 - Cardinals 4, San Francisco 3

Oct. 6..... at Cardinals 5, San Francisco 3  
 Oct. 7..... at Cardinals 0, San Francisco 5  
 Oct. 9..... Cardinals 6, at San Francisco 5  
 Oct. 10..... Cardinals 2, at San Francisco 4  
 Oct. 11..... Cardinals 3, at San Francisco 6  
 Oct. 13..... at Cardinals 1, San Francisco 0  
 Oct. 14..... at Cardinals 6, San Francisco 0

### 1996 - Cardinals 3, Atlanta 4

Oct. 9..... Cardinals 2, at Atlanta 4  
 Oct. 10..... Cardinals 8, at Atlanta 3  
 Oct. 12..... at Cardinals 3, Atlanta 2  
 Oct. 13..... at Cardinals 4, Atlanta 3  
 Oct. 14..... at Cardinals 0, Atlanta 14  
 Oct. 16..... Cardinals 1, at Atlanta 3  
 Oct. 17..... Cardinals 0, at Atlanta 15

### 2000 - Cardinals 1, New York 4

Oct. 11..... at Cardinals 2, New York 6  
 Oct. 12..... at Cardinals 5, New York 6  
 Oct. 14..... Cardinals 8, at New York 2  
 Oct. 15..... Cardinals 6, at New York 10  
 Oct. 16..... Cardinals 0, at New York 7

### 2002 - Cardinals 1, San Francisco 4

Oct. 9..... at Cardinals 6, San Francisco 9  
 Oct. 10..... at Cardinals 1, San Francisco 4  
 Oct. 12..... Cardinals 5, at San Francisco 4  
 Oct. 13..... Cardinals 3, at San Francisco 4  
 Oct. 14..... Cardinals 1, at San Francisco 2

### 2004 - Cardinals 4, Houston 3

Oct. 13..... at Cardinals 10, Houston 7  
 Oct. 14..... at Cardinals 6, Houston 4  
 Oct. 16..... Cardinals 2, at Houston 5  
 Oct. 17..... Cardinals 5, at Houston 6  
 Oct. 18..... Cardinals 0, at Houston 3  
 Oct. 20..... at Cardinals 6, Houston 4 (12 innings)  
 Oct. 21..... at Cardinals 5, Houston 2

### 2005 - Cardinals 2, Houston 4

Oct. 12..... at Cardinals 5, Houston 3  
 Oct. 13..... at Cardinals 1, Houston 4  
 Oct. 15..... Cardinals 3, at Houston 4  
 Oct. 16..... Cardinals 1, at Houston 2  
 Oct. 17..... Cardinals 5, at Houston 4  
 Oct. 19..... at Cardinals 1, Houston 5

### 2006 - Cardinals 4, New York 3

Oct. 11..... Cardinals at New York, rain  
 Oct. 12..... Cardinals 0, at New York 2  
 Oct. 13..... Cardinals 9, at New York 6  
 Oct. 14..... at Cardinals 5, New York 0  
 Oct. 15..... at Cardinals 5, New York 12  
 Oct. 16..... New York at Cardinals, rain  
 Oct. 17..... at Cardinals 4, New York 2  
 Oct. 18..... Cardinals 2, at New York 4  
 Oct. 19..... Cardinals 3, at New York 1

### 2011 - Cardinals 4, Milwaukee 2

Oct. 9..... Cardinals 6, at Milwaukee 9  
 Oct. 10..... Cardinals 12, at Milwaukee 3  
 Oct. 12..... at Cardinals 4, Milwaukee 3  
 Oct. 13..... at Cardinals 2, Milwaukee 4  
 Oct. 14..... at Cardinals 7, Milwaukee 1  
 Oct. 16..... Cardinals 12, at Milwaukee 6

### 2012 - Cardinals 3, San Francisco 4

Oct. 14..... Cardinals 6, at San Francisco 4  
 Oct. 15..... Cardinals 1, at San Francisco 7  
 Oct. 17..... at Cardinals 3, San Francisco 1  
 Oct. 18..... at Cardinals 8, San Francisco 3  
 Oct. 19..... at Cardinals 0, San Francisco 5  
 Oct. 21..... Cardinals 1, at San Francisco 6  
 Oct. 22..... Cardinals 0, at San Francisco 9

### 2013 - Cardinals 4, Los Angeles 2

Oct. 11..... at Cardinals 3, Los Angeles 2 (13 innings)  
 Oct. 12..... at Cardinals 1, Los Angeles 0  
 Oct. 14..... Cardinals 0, at Los Angeles 3  
 Oct. 15..... Cardinals 4, at Los Angeles 2  
 Oct. 16..... Cardinals 4, at Los Angeles 6  
 Oct. 18..... at Cardinals 9, Los Angeles 0

### 2014 - Cardinals 1, San Francisco 4

Oct. 11..... at Cardinals 0, San Francisco 3  
 Oct. 12..... at Cardinals 5, San Francisco 4  
 Oct. 14..... Cardinals 4, at San Francisco 5 (10 innings)  
 Oct. 15..... Cardinals 4, at San Francisco 6  
 Oct. 16..... Cardinals 3, at San Francisco 6



## CARDINALS NLCS BATTING ALL-TIME TOP 5

### BATTING AVERAGE

(two series, 50 plate appearances)

1.	Albert Pujols	.....383
2.	Yadier Molina	.....326
3.	David Freese	.....304
4.	Ozzie Smith	.....303
5.	Willie McGee	.....300

### GAMES

1.	Yadier Molina	.....35
2.	Albert Pujols	.....31
3.	Jim Edmonds	.....30
4.	Jon Jay	.....24
5.	Matt Holliday	.....23

### AT-BATS

1.	Yadier Molina	.....129
2.	Albert Pujols	.....115
3.	Jim Edmonds	.....107
4.	Matt Holliday	.....95
5.	Jon Jay	.....90

### RUNS

1.	Albert Pujols	.....25
2.	Jim Edmonds	.....12
	Jon Jay	.....12
	Willie McGee	.....12
	Yadier Molina	.....12

### HITS

1.	Albert Pujols	.....44
2.	Yadier Molina	.....42
3.	Jim Edmonds	.....29
4.	Matt Holliday	.....25
	Jon Jay	.....25

### TOTAL BASES

1.	Albert Pujols	.....82
2.	Yadier Molina	.....56
3.	Jim Edmonds	.....53
4.	David Freese	.....39
5.	Matt Holliday	.....36

### DOUBLES

1.	Yadier Molina	.....8
	Albert Pujols	.....8
3.	Jim Edmonds	.....6
	David Freese	.....6
5.	Carlos Beltran	.....5
	Tommy Herr	.....5
	Matt Holliday	.....5

### TRIPLES

1.	Willie McGee	.....3
2.	Ozzie Smith	.....2
	Scott Spiezo	.....2
4.	10 players with	.....1

### HOME RUNS

1.	Albert Pujols	.....10
2.	Jim Edmonds	.....6
3.	David Freese	.....4
4.	Scott Rolen	.....3
5.	Seven players with	.....2

### RUNS BATTED IN

1.	Albert Pujols	.....27
2.	Jim Edmonds	.....20
3.	David Freese	.....11
	Yadier Molina	.....11
5.	Matt Holliday	.....10
	Willie McGee	.....10

### STOLEN BASES

1.	David Eckstein	.....4
2.	Edgar Renteria	.....3
3.	Six players with	.....2

### BASES ON BALLS

1.	Albert Pujols	.....18
2.	Jim Edmonds	.....15
3.	Darrell Porter	.....10
4.	Ozzie Smith	.....9
5.	Matt Carpenter	.....8
	Yadier Molina	.....8

## CARDINALS NLCS PITCHING ALL-TIME TOP 5

### GAMES

1.	Jason Isringhausen	.....11
2.	Lance Lynn	.....10
3.	Trevor Rosenthal	.....9
4.	Randy Choate, Ken Dayley	.....8
	Marc Rzepczynski, Fernando Salas, Julian Tavaraz	

### SHUTOUTS

1.	Danny Cox	.....1
	Bob Forsch	.....1

### INNINGS PITCHED

1.	Chris Carpenter	.....39.0
2.	Matt Morris	.....32.0
	Jeff Suppan	.....32.0
4.	Andy Benes	.....28.2
	Adam Wainwright	.....28.2

### EARNED-RUN AVERAGE

(two series, 25 innings pitched)

1.	Jeff Suppan	.....1.69
2.	Adam Wainwright	.....2.20
3.	John Tudor	.....2.25
4.	Lance Lynn	.....2.81
5.	Andy Benes	.....4.08

### FEWEST HITS PER NINE INNINGS

(two series, 25 innings pitched)

1.	Jeff Suppan	.....4.50
2.	Adam Wainwright	.....6.91
3.	John Tudor	.....8.36
4.	Andy Benes	.....8.48
5.	Lance Lynn	.....8.77

### WINS

1.	Lance Lynn	.....3
	Chris Carpenter, Danny Cox	.....2
	Bob Forsch, Jeff Suppan	
	Julian Tavaraz, John Tudor	
	Michael Wacha	

### COMPLETE GAMES

1.	Danny Cox	.....2
2.	Bob Forsch	.....1

### STRIKEOUTS

1.	Chris Carpenter	.....24
2.	Adam Wainwright	.....23
3.	Jeff Suppan	.....20
	John Tudor	.....20
4.	Andy Benes	.....19
	Lance Lynn	.....19

### FEWEST WALKS PER NINE INNINGS

(two series, 25 innings pitched)

1.	Adam Wainwright	.....1.88
2.	John Tudor	.....2.57
3.	Andy Benes	.....3.14
4.	Chris Carpenter	.....3.46
5.	Jeff Suppan	.....3.66

### SAVES

1.	Jason Isringhausen	.....5
2.	Ken Dayley	.....4
	Jason Motte	.....4
4.	Trevor Rosenthal	.....2
	Adam Wainwright	.....2



## CARDINALS DIVISION SERIES GAME RESULTS

**1996 - Cardinals 3, San Diego 0**

Oct. 1 . . . . . at Cardinals 3, San Diego 1  
 Oct. 3 . . . . . at Cardinals 5, San Diego 4  
 Oct. 5 . . . . . Cardinals 7, at San Diego 5

**2000 - Cardinals 3, Atlanta 0**

Oct. 3 . . . . . at Cardinals 7, Atlanta 5  
 Oct. 5 . . . . . at Cardinals 10, Atlanta 4  
 Oct. 7 . . . . . Cardinals 7, at Atlanta 1

**2001 - Cardinals 2, Arizona 3**

Oct. 9 . . . . . Cardinals 0, at Arizona 1  
 Oct. 10 . . . . . Cardinals 4, at Arizona 1  
 Oct. 12 . . . . . at Cardinals 3, Arizona 5  
 Oct. 13 . . . . . at Cardinals 4, Arizona 1  
 Oct. 14 . . . . . Cardinals 1, at Arizona 2

**2002 - Cardinals 3, Arizona 0**

Oct. 1 . . . . . Cardinals 12, at Arizona 2  
 Oct. 3 . . . . . Cardinals 2, at Arizona 1  
 Oct. 5 . . . . . at Cardinals 6, Arizona 3

**2004 - Cardinals 3, Los Angeles 1**

Oct. 5 . . . . . at Cardinals 8, Los Angeles 3  
 Oct. 7 . . . . . at Cardinals 8, Los Angeles 3  
 Oct. 9 . . . . . Cardinals 0, at Los Angeles 4  
 Oct. 10 . . . . . Cardinals 6, at Los Angeles 2

**2005 - Cardinals 3, San Diego 0**

Oct. 4 . . . . . at Cardinals 8, San Diego 5  
 Oct. 6 . . . . . at Cardinals 6, San Diego 2  
 Oct. 8 . . . . . Cardinals 7, at San Diego 4

**2006 - Cardinals 3, San Diego 1**

Oct. 3 . . . . . Cardinals 5, at San Diego 1  
 Oct. 5 . . . . . Cardinals 2, at San Diego 0  
 Oct. 7 . . . . . at Cardinals 1, San Diego 3  
 Oct. 9 . . . . . at Cardinals 6, San Diego 2

**2009 - Cardinals 0, Los Angeles 3**

Oct. 7 . . . . . Cardinals 3, at Los Angeles 5  
 Oct. 8 . . . . . Cardinals 2, at Los Angeles 3  
 Oct. 10 . . . . . at Cardinals 1, Los Angeles 5

**2011 - Cardinals 3, Philadelphia 2**

Oct. 1 . . . . . Cardinals 6, at Philadelphia 11  
 Oct. 2 . . . . . Cardinals 5, at Philadelphia 4  
 Oct. 4 . . . . . at Cardinals 2, Philadelphia 3  
 Oct. 5 . . . . . at Cardinals 5, Philadelphia 3  
 Oct. 7 . . . . . Cardinals 1, at Philadelphia 0

**2012 - Cardinals 3, Washington 2**

Oct. 7 . . . . . at Cardinals 2, Washington 3  
 Oct. 8 . . . . . at Cardinals 12, Washington 4  
 Oct. 10 . . . . . Cardinals 8, at Washington 0  
 Oct. 11 . . . . . Cardinals 1, at Washington 2  
 Oct. 12 . . . . . Cardinals 9, at Washington 7

**2013 - Cardinals 3, Pittsburgh 2**

Oct. 3 . . . . . at Cardinals 9, Pittsburgh 1  
 Oct. 4 . . . . . at Cardinals 1, Pittsburgh 7  
 Oct. 6 . . . . . Cardinals 3, at Pittsburgh 5  
 Oct. 7 . . . . . Cardinals 2, at Pittsburgh 1  
 Oct. 9 . . . . . at Cardinals 6, Pittsburgh 1

**2014 - Cardinals 3, Los Angeles 1**

Oct. 3 . . . . . Cardinals 10, at Los Angeles 9  
 Oct. 4 . . . . . Cardinals 2, at Los Angeles 3  
 Oct. 6 . . . . . at Cardinals 3, Los Angeles 1  
 Oct. 7 . . . . . at Cardinals 3, Los Angeles 2

**2015 - Cardinals 1, Chicago 3**

Oct. 9 . . . . . at Cardinals 4, Chicago 0  
 Oct. 10 . . . . . at Cardinals 3, Chicago 6  
 Oct. 12 . . . . . Cardinals 6, at Chicago 8  
 Oct. 13 . . . . . Cardinals 4, at Chicago 6



Since 2011, the Cardinals won four Division Series from 2011-14 with a 13-10 record in those games. Chris Carpenter threw a 1-0 shutout in Game 5 over Philadelphia in 2011 (upper left). The Cardinals rallied from a 6-0 deficit to defeat Washington at Nationals Park in Game 5 of 2012 (upper right). Adam Wainwright threw a complete game over Pittsburgh in 2013 (lower left) Game 5. Matt Carpenter homered in three straight games in the 2014 NLDS including a bases clearing triple (shown) off Clayton Kershaw to rally the Cardinals from a 6-1 deficit to a 10-9 win at Dodger Stadium in Game 1 (lower right).



## CARDINALS DIVISION SERIES BATTING LEADERS

### BATTING AVERAGE

(two series, 50 plate appearances)

1. Fernando Vina .....	.404
2. Jim Edmonds .....	.333
3. Albert Pujols .....	.309
4. David Freese .....	.302
5. Edgar Renteria .....	.280

### GAMES

1. Yadier Molina .....	32
2. Albert Pujols .....	27
3. Matt Holliday .....	25
4. Jim Edmonds .....	22
5. Jon Jay .....	20

### AT-BATS

1. Yadier Molina .....	115
2. Albert Pujols .....	97
3. Matt Holliday .....	93
3. Jim Edmonds .....	81
5. Jon Jay .....	60

### RUNS

1. Jim Edmonds .....	17
Albert Pujols .....	17
3. Matt Holliday .....	14
Edgar Renteria .....	14
5. Jon Jay .....	10

### HITS

1. Albert Pujols .....	30
2. Jim Edmonds .....	27
3. Yadier Molina .....	26
4. Matt Holliday .....	20
5. Fernando Vina .....	19

### TOTAL BASES

1. Jim Edmonds .....	55
2. Albert Pujols .....	50
3. Yadier Molina .....	33
4. Matt Holliday .....	31
5. Carlos Beltran .....	28

### DOUBLES

1. Jim Edmonds .....	7
2. Albert Pujols .....	6
3. David Freese .....	5
4. Carlos Beltran .....	4
Yadier Molina .....	4

### TRIPLES

1. Rafael Furcal .....	2
2. Allen Craig .....	1
Juan Encarnacion, Jon Jay, John Mabry, Albert Pujols, Tony Womack	

### HOME RUNS

1. Jim Edmonds .....	7
2. Carlos Beltran .....	4
Matt Carpenter .....	4
Albert Pujols .....	4
5. Matt Holliday .....	3
Stephen Piscotty .....	3

### RUNS BATTED IN

1. Jim Edmonds .....	17
Albert Pujols .....	17
3. Matt Holliday .....	11
Reggie Sanders .....	11
5. Carlos Beltran, .....	10
David Freese .....	10

### STOLEN BASES

1. Edgar Renteria .....	5
2. Jon Jay .....	3
3. J.D. Drew, Ron Gant, .....	2
Julio Lugo, Placido Polanco	

### BASES ON BALLS

1. Albert Pujols .....	18
2. Jim Edmonds .....	11
3. Jon Jay .....	10
Edgar Renteria .....	10
5. Yadier Molina .....	9

## CARDINALS DIVISION SERIES PITCHING LEADERS

### GAMES

1. Adam Wainwright .....	12
2. Trevor Rosenthal .....	10
3. Steve Kline .....	8
4. Mitchell Boggs .....	7
Chris Carpenter .....	7
Jason Isringhausen .....	7
Matt Morris .....	7

### SHUTOUTS

1. Chris Carpenter .....	1
--------------------------	---

### INNINGS PITCHED

1. Adam Wainwright .....	45.1
2. Chris Carpenter .....	42.0
3. Matt Morris .....	37.0
4. John Lackey .....	17.1
5. Lance Lynn .....	14.2

### EARNED-RUN AVERAGE

(minimum 10 innings pitched)

1. Trevor Rosenthal .....	0.87
2. Woody Williams .....	2.08
3. Matt Morris .....	2.19
4. Chris Carpenter .....	2.36
5. John Lackey .....	2.60

### FEWEST HITS PER NINE INNINGS

(two series, 10 innings pitched)

1. Darryl Kile .....	4.85
2. Michael Wacha .....	5.40
3. John Lackey .....	5.71
4. Andy Benes .....	6.17
5. Jeff Suppan .....	6.35

### WINS

1. Chris Carpenter .....	5
2. Jeff Fassero, .....	2
Marco Gonzales, John Lackey, Matt Morris, Adam Wainwright, Woody Williams	

### COMPLETE GAMES

1. Chris Carpenter .....	1
Adam Wainwright .....	1

### STRIKEOUTS

1. Adam Wainwright .....	54
2. Chris Carpenter .....	25
3. Matt Morris .....	24
4. Lance Lynn .....	22
5. John Lackey .....	18

### FEWEST WALKS PER NINE INNINGS

(two series pitched, 10 innings pitched)

1. Adam Wainwright .....	1.19
2. Woody Williams .....	1.38
3. Kyle Lohse .....	1.46
4. John Lackey .....	1.56
5. Matt Morris .....	3.16

### SAVES

1. Trevor Rosenthal .....	4
2. Dennis Eckersley .....	3
Jason Isringhausen .....	3
5. Steve Kline .....	2
Jason Motte .....	2



## 2012 NATIONAL LEAGUE WILD CARD GAME

OCTOBER 5, 2012 - TURNER FIELD - ATLANTA, GA

INNING	1	2	3	4	5	6	7	8	9	R	H	E
St. Louis Cardinals	0	0	0	3	0	1	2	0	0	6	6	0
Atlanta Braves	0	2	0	0	0	0	1	0	0	3	12	3

**UMPIRES:** HP-Jeff Kellogg 1B-Mike Winters 2B-Gary Cederstrom 3B-Jeff Nelson LF-Sam Holbrook RF-Rob Drake  
**TIME:** 3:09 **ATTENDANCE:** 52,631 **WEATHER:** 81 degrees, Clear

ST. LOUIS CARDINALS	POS	AB	R	H	RBI	ATLANTA BRAVES	POS	AB	R	H	RBI
Jon Jay	CF	4	0	0	0	Michael Bourn	CF	5	0	1	1
Carlos Beltran	RF	4	1	1	0	Martin Prado	LF	5	0	1	0
Matt Holliday	LF	3	2	2	1	Jason Heyward	RF	5	0	1	0
Jason Motte	RHP	0	0	0	0	Chipper Jones	3B	5	0	1	0
Allen Craig	1B	4	1	2	1	Freddie Freeman	1B	4	0	3	0
Yadier Molina	C	4	0	0	1	Dan Uggla	2B	4	1	0	0
David Freese	3B	2	0	0	1	David Ross	C	4	1	3	2
Adron Chambers	PR	0	1	0	0	Andrelton Simmons	SS	4	0	1	0
Edward Mujica	RHP	0	0	0	0	Kris Medlen	RHP	2	0	0	0
Marc Rzepczynski	LHP	0	0	0	0	Chad Durbin	RHP	0	0	0	0
Mitchell Boggs	RHP	0	0	0	0	Jonny Venters	LHP	0	0	0	0
Shane Robinson	LF	1	0	0	0	Jose Constanza	PH	1	1	1	0
Daniel Descalso	2B	3	0	0	0	Eric O'Flaherty	LHP	0	0	0	0
Pete Kozma	SS	4	1	0	0	Brian McCann	PH	0	0	0	0
Kyle Lohse	RHP	2	0	0	0	Tyler Pastornicky	PR	0	0	0	0
Lance Lynn	RHP	0	0	0	0	Craig Kimbrel	RHP	0	0	0	0
Matt Carpenter	PH-3B	1	0	1	1						
<b>TOTALS</b>		<b>32</b>	<b>6</b>	<b>6</b>	<b>5</b>	<b>TOTALS</b>		<b>39</b>	<b>3</b>	<b>12</b>	<b>3</b>

LOB - Cardinals 2 SCORING POSITION - 2 for 5 2B - Craig (1)  
 HR - Holliday (1, 6th inn., 0 on, 1 out, off Medlen) SH - Descalso (1)  
 SF - Freese (1) HBP - Holliday (by Medlen) GIDP - Jay, Molina

LOB - Braves 12 SCORING POSITION - 1 for 8 2B - Heyward (1),  
 Freeman (1) 3B - Constanza (1) HR - Ross (1, 2nd inn., 1 on, 2 out, off Lohse)

PITCHERS	IP	H	R	ER	BB	SO	HR	PIT	ERA
Kyle Lohse (W 1-0)	5.2	6	2	2	1	6	1	81	3.18
Lance Lynn (H 1)	0.1	0	0	0	0	0	0	2	0.00
Edward Mujica (H 1)	0.2	2	1	1	0	0	0	18	13.50
Marc Rzepczynski (H 1)	0.1	1	0	0	0	0	0	3	0.00
Mitchell Boggs (H 1)	0.2	1	0	0	1	0	0	18	0.00
Jason Motte (SV 1)	1.1	2	0	0	1	1	0	28	0.00
<b>TOTALS</b>	<b>9.0</b>	<b>10</b>	<b>3</b>	<b>3</b>	<b>3</b>	<b>7</b>	<b>1</b>	<b>150</b>	<b>3.00</b>

PITCHERS	IP	H	R	ER	BB	SO	HR	PIT	ERA
Kris Medlen (L 0-1)	6.1	3	5	2	0	4	1	92	2.84
Chad Durbin	0.0	0	1	0	0	0	0	6	---
Jonny Venters	0.2	1	0	0	0	0	0	6	0.00
Eric O'Flaherty	1.0	2	0	0	0	0	0	9	0.00
Craig Kimbrel	1.0	0	0	0	1	0	1	11	0.00
<b>TOTALS</b>	<b>9.0</b>	<b>6</b>	<b>2</b>	<b>0</b>	<b>5</b>	<b>1</b>	<b>124</b>	<b>2.00</b>	

**Inherited Runners/Scored** - Lynn 1/0, Rzepczynski 1/0, Motte 2/0

**Inherited Runners/Scored** - Durbin 1/1, Venters 1/1

### THE PLOT

The St. Louis Cardinals won the first ever National League Wild Card game rallying to defeat the Atlanta Braves 6-3 at Turner Field in Atlanta. The Cardinals faced Braves starting pitcher Kris Medlen, who entered the game 10-1 with a 1.57 ERA, winning his last nine decisions with the Braves having won the last 12 games he started. Cardinals starting pitcher Kyle Lohse brought a 16-3 record into the game, the highest winning percentage (.842) by a pitcher in Cardinals history.

### BRAVES STRIKE FIRST

The Braves struck first as David Ross hit a two-run home run in the bottom of the 2nd inning.

### CARDINALS TAKE ADVANTAGE

St. Louis would break into the run column in the 4th inning, plating three runs courtesy of a Chipper Jones error that put two Cardinals on base for consecutive RBIs on a double by Allen Craig, a ground out from Yadier Molina and a sacrifice fly by David Freese.

### HOLLIDAY'S HOME RUN

Matt Holliday smacked a solo home run in the 6th inning to give St. Louis a 4-2 lead. The Cardinals bullpen came on in relief of Lohse in the bottom of the 6th and wouldn't relinquish the lead.

### CARDINALS CAPITALIZE ON MORE ERRORS

Errors by the Braves led to two more Cardinals runs in the 7th as Freese reached on a Dan Uggla error to lead off the inning. Daniel Descalso bunted pinch-runner Adron Chambers into scoring position and an error by Andrelton Simmons on Pete Kozma's ground ball scored Chambers and kept the Cardinals in scoring position. Rookie Matt Carpenter hit a pinch-hit infield single and Kozma, running on contact, scored all the way from second to give the Cardinals a 6-2 lead.

### BRAVES INCH CLOSER

The Braves scored in the bottom of the seventh as Jose Constanza tripled and scored on a Michael Bourn ground out.

### THE INFIELD FLY

The Braves threatened again in the 8th inning with one out and runners on first and second base Andrelton Simmons hit a pop fly to left field. Kozma appeared to be under it before vacating for left fielder Holliday. The ball dropped in, but left field umpire Sam Holbrook had signaled for an infield fly automatically retiring Simmons, while the Braves runners moved up to second and third. Jason Motte came on in relief following a walk to load the bases and struck out Bourn to end the inning as fans littered the Turner Field playing surface with debris.

### MOTTE PITCHES THE CARDINALS INTO THE NLCS

The Cardinals held the Braves scoreless in the 9th inning and won the game 6-3 to advance to the National League Division Series against the top-seeded Washington Nationals who they defeated in five games.



## CARDINALS POSTSEASON BATTING LEADERS

### BATTING AVERAGE

(two series, 50 plate appearances)

1. Pepper Martin ..... 418
2. Lou Brock ..... 391
3. Julian Javier ..... 346
4. Fernando Vina ..... 333
5. Albert Pujols ..... 330

### GAMES

1. Yadier Molina ..... 89
2. Albert Pujols ..... 74
3. Jim Edmonds ..... 61
- Matt Holliday ..... 61
5. Jon Jay ..... 58

### AT-BATS

1. Yadier Molina ..... 315
2. Albert Pujols ..... 267
3. Matt Holliday ..... 234
3. Jim Edmonds ..... 220
5. Jon Jay ..... 190

### RUNS

1. Albert Pujols ..... 54
2. Matt Holliday ..... 36
3. Jim Edmonds ..... 32
4. Yadier Molina ..... 25
5. Jon Jay ..... 24

### HITS

1. Yadier Molina ..... 90
2. Albert Pujols ..... 88
3. Jim Edmonds ..... 61
4. Matt Holliday ..... 56
5. David Freese ..... 48
- Willie McGee ..... 48

### TOTAL BASES

1. Albert Pujols ..... 162
2. Yadier Molina ..... 116
3. Jim Edmonds ..... 115
4. Matt Holliday ..... 91
5. David Freese ..... 86

### DOUBLES

1. Albert Pujols ..... 18
2. Yadier Molina ..... 17
3. Jim Edmonds ..... 15
- David Freese ..... 15
5. Carlos Beltran ..... 9
- Tom Herr, Matt Holliday

### TRIPLES

1. Tim McCarver ..... 3
- Willie McGee ..... 3
2. Lou Brock, Juan Encarnacion, Rafael Furcal, Terry Pendleton, Ozzie Smith, Scott Spiezio

### HOME RUNS

1. Albert Pujols ..... 18
2. Jim Edmonds ..... 13
3. Matt Holliday ..... 8
4. David Freese ..... 7
5. Matt Carpenter ..... 6
- Larry Walker ..... 6

### RUNS BATTED IN

1. Albert Pujols ..... 52
2. Jim Edmonds ..... 41
3. Yadier Molina ..... 31
4. David Freese ..... 29
5. Matt Holliday ..... 27

### STOLEN BASES

1. Lou Brock ..... 14
2. Vince Coleman ..... 8
- Edgar Renteria ..... 8
4. Pepper Martin ..... 7
- Ozzie Smith ..... 6

### BASES ON BALLS

1. Albert Pujols ..... 48
2. Jim Edmonds ..... 30
3. Yadier Molina ..... 25
4. Ozzie Smith ..... 20
5. Jon Jay ..... 19

## CARDINALS POSTSEASON PITCHING LEADERS

### GAMES

1. Lance Lynn ..... 24
- Adam Wainwright ..... 24
3. Trevor Rosenthal ..... 23
4. Jason Isringhausen ..... 19
- Jason Motte ..... 19

### SHUTOUTS

1. Bob Gibson ..... 2
- Wild Bill Hallahan ..... 2
3. Eight tied with ..... 1

### INNINGS PITCHED

1. Chris Carpenter ..... 108.0
2. Adam Wainwright ..... 89.0
3. Bob Gibson ..... 81.0
4. Matt Morris ..... 73.1
5. John Tudor ..... 57.0

### EARNED RUN AVERAGE

(minimum 20 innings pitched)

1. Ken Dayley ..... 0.44
2. Trevor Rosenthal ..... 0.69
3. Harry Brecheen ..... 0.83
4. Wild Bill Hallahan ..... 1.36
5. Jesse Haines ..... 1.67

### FEWEST HITS PER NINE INNINGS

(minimum 20 innings pitched)

1. Ken Dayley ..... 2.61
2. Burleigh Grimes ..... 4.93
3. Jason Motte ..... 4.98
4. Trevor Rosenthal ..... 5.19
5. Jason Isringhausen ..... 5.96

### WINS

1. Chris Carpenter ..... 10
2. Bob Gibson ..... 7
3. Lance Lynn ..... 5
- John Tudor ..... 5
5. Harry Brecheen ..... 4
- Michael Wacha ..... ,

Adam Wainwright

### COMPLETE GAMES

1. Bob Gibson ..... 8
2. Harry Brecheen ..... 3
- Burleigh Grimes ..... 3
- Wild Bill Hallahan ..... 3
5. Five tied with ..... 2

### STRIKEOUTS

1. Adam Wainwright ..... 96
2. Bob Gibson ..... 92
3. Chris Carpenter ..... 68
4. Lance Lynn ..... 50
5. Matt Morris ..... 44

### FEWEST WALKS PER NINE INNINGS

(minimum 20 innings pitched)

1. Jason Motte ..... 0.83
2. Adam Wainwright ..... 1.52
3. John Lackey ..... 1.54
4. Dizzy Dean ..... 1.73
5. Bob Gibson ..... 1.89

### SAVES

1. Jason Isringhausen ..... 8
- Jason Motte ..... 8
3. Trevor Rosenthal ..... 7
4. Ken Dayley ..... 5
5. Adam Wainwright ..... 4
- Todd Worrell ..... 4



# RETIRED UNIFORM NUMBERS

In the 126-year history of the St. Louis Cardinals, 14 individuals have enjoyed such distinguished careers on the field, in the dugout, or from the owner's box or broadcast booth that their uniform numbers have been retired by the organization. Only the New York Yankees (20 numbers/21 individuals) have recognized more individuals among Major League Baseball franchises. The honored Redbirds' uniform numbers appear in two areas at Busch Stadium – on the left-field wall and below the main scoreboard in right-center field.

Uniform No. 42 was retired by Major League Baseball in 1997 to commemorate the 50th anniversary of Jackie Robinson breaking the color barrier. Robinson played for the Brooklyn Dodgers from 1947 to 1956. He was the National League Rookie of the Year in 1947, the Most Valuable Player in 1949 and a five-time All-Star. Robinson was inducted into the National Baseball Hall of Fame in 1962. The Cardinals subsequently retired No. 42 for Hall of Fame relief pitcher Bruce Sutter in 2006.

The most-recent Redbird so honored was manager Tony La Russa, who returned to Busch Stadium on May 11, 2012, for a pregame ceremony during which his No. 10 was retired before a sellout crowd. He also was presented a key to the city by St. Louis Mayor Francis Slay.

## ST. LOUIS CARDINALS RETIRED NUMBERS

1 • Ozzie Smith, 1996	2 • Red Schoendienst, 1996	6 • Stan Musial, 1963
9 • Enos Slaughter, 1996	10 • Tony La Russa, 2012	14 • Ken Boyer, 1984
17 • Dizzy Dean, 1974	20 • Lou Brock, 1979	24 • Whitey Herzog, 2010
42 • Jackie Robinson, 1997	42 • Bruce Sutter, 2006	45 • Bob Gibson, 1975
85 • August A. Busch, 1984	Rogers Hornsby, 1997	Jack Buck, 2002



Hall of Famers Bruce Sutter, Bob Gibson, Red Schoendienst, Stan Musial, Whitey Herzog, Lou Brock and Ozzie Smith (L-R) highlight pregame ceremonies before the home opener at Busch Stadium on April 13, 2012.



## CARDINALS ENSHRINED IN COOPERSTOWN

PLAYERS	YEAR INDUCTED	POSITION	CAREER AVG	YEARS WITH CARDINALS
Walter Alston	1983	1B	.000	1936
Jake Beckley	1971	1B	.309	1904-07
Jim Bottomley	1974	1B	.310	1922-32
Roger Bresnahan	1945	C	.279	1909-12
Lou Brock	1985	LF	.293	1964-79
Jesse Burkett	1948	LF	.342	1899-1901
Orlando Cepeda	1999	1B	.297	1966-68
Roger Connor	1976	1B	.325	1894-97
Leo Durocher	1994	SS	.247	1933-37
Frank Frisch	1947	2B	.316	1927-37
Chick Hafey	1971	LF	.317	1924-31
Rogers Hornsby	1942	2B	.358	1915-26, 33
Miller Huggins	1964	2B	.265	1910-16
Rabbitt Maranville	1954	SS	.258	1927-28
John McGraw	1937	3B	.334	1900
Joe "Ducky" Medwick	1968	LF	.324	1932-40, 47-48
John Mize	1981	1B	.312	1936-41
Stan Musial	1969	LF	.331	1941-44, 46-63
Wilbert Robinson	1945	C	.273	1900
Albert "Red" Schoendienst	1989	2B	.289	1945-56, 61-63
Enos Slaughter	1985	RF	.300	1938-42, 46-53
Ozzie Smith	2002	SS	.262	1982-96
Bobby Wallace	1953	SS	.267	1899-1901, 17-18


PITCHERS	YEAR INDUCTED	CAREER WINS	CAREER ERA	YEARS WITH CARDINALS
Grover Cleveland Alexander	1938	373	2.56	1926-29
Mordecai Brown	1949	239	2.06	1903
Steve Carlton	1994	329	3.22	1965-71
Jerome "Dizzy" Dean	1953	150	3.04	1930, 32-37
Dennis Eckersley	2004	197 (390 saves)	3.50	1996-97
James "Pud" Galvin	1965	361	2.87	1892
Bob Gibson	1981	251	2.91	1959-75
Burleigh Grimes	1964	270	3.52	1930-31, 33-34
Jesse Haines	1970	210	3.64	1920-37
Charles "Kid" Nichols	1949	361	2.94	1904-05
John Smoltz	2015	213	3.33	2009
Bruce Sutter	2006	68 (300 saves)	2.83	1981-84
Arthur "Dazzy" Vance	1955	197	3.24	1933-34
Hoyt Wilhelm	1985	143	2.52	1957
Vic Willis	1995	247	2.63	1910
Denton "Cy" Young	1937	511	2.63	1899-1900

MANAGERS	YEAR INDUCTED	CARDINAL WINS	YEARS WITH CARDINALS
Roger Bresnahan	1945	255	1909-12
Roger Connor	1976	9	1896
Frank Frisch	1947	457	1933-38
Dorrel Norman Elvert "Whitey" Herzog	2010	822	1980-90
Rogers Hornsby	1942	153	1925-26
Miller Huggins	1964	346	1913-17
Tony La Russa	2014	1408	1996-2011
Bill McKechnie	1962	128	1928-29
Charles "Kid" Nichols	1949	94	1904-05
Branch Rickey	1967	458	1919-25
Albert "Red" Schoendienst	1989	1042	1965-76, 1980, 1990
Billy Southworth	2008	620	1929, 1940-45
Joe Torre	2014	351	1990-1995

## CARDINALS IN HALL OF FAME GAME

The Cardinals have played four times in the ceremonial Hall of Fame Game at Cooperstown.

1942.....Cardinals 5, Philadelphia Athletics 2	1966.....Cardinals 7, Minnesota Twins 5
1957.....Chicago White Sox 13, Cardinals 4	1983.....Cardinals 4, Baltimore Orioles 1

**Retired Numbers**


# OZZIE SMITH

## SHORTSTOP

# 1

**FULL NAME:** Osborne Earl Smith

**HEIGHT:** 5-11    **WEIGHT:** 150    **BATS:** Both    **THROWS:** Right

**BORN:** 12/26/54 at Mobile, Alabama

**YEARS WITH CARDINALS:** 1982-96

**NUMBER RETIRED:** 1996

Ozzie Smith is widely regarded as the finest fielding shortstop of all time. But, after being labeled as a good-field, no-hit performer early in his career, he developed into a bona fide offensive threat, as well.

The Cardinals acquired Smith from the San Diego Padres in exchange for shortstop Garry Templeton on Feb. 11, 1982. It proved to be one of the greatest trades in franchise history. Smith was a key element in St. Louis' success in the 1980s, and he became one of the city's most-popular citizens.

A lifetime .231 batter when he arrived in St. Louis, Smith promptly improved that figure to .248 for the 1982 season as the Cardinals won the World Series over the Milwaukee Brewers. In 1985, Smith batted at a .276 clip with a career-high six home runs and 54 RBI. He stunned the baseball world with a game-winning homer in the bottom of the ninth inning of Game 5 of the National League Championship Series against the Los Angeles Dodgers. The blast – on a 1-2 pitch from reliever Tom Niedenfuer – was Smith's first as a left-handed batter in 3,009 at-bats and prompted Cardinals' broadcaster Jack Buck to exclaim, "Go crazy, folks! Go crazy!" Smith put together his finest season at the plate in 1987, with career highs of a .303 average and 75 RBI, as the Cardinals captured their third N.L. pennant in six seasons. He finished as runner-up for the Most Valuable Player Award to Andre Dawson of the Chicago Cubs.

Throughout his offensive progression, Smith seemingly made every play defensively, both the routine and the spectacular. "The Wizard" won 13 consecutive Gold Glove Awards between 1980 and 1992, setting a major league record with an all-time low of eight errors in 1991. Smith's most eye-popping play came Aug. 5, 1986, against the Philadelphia Phillies at Busch Stadium. He took off on a short fly ball to left field hit by Von Hayes and, with his back to the plate, flew parallel to the ground and completely stretched out to make the catch. Among shortstops, Smith is baseball's career leader in assists (8,375) and total chances (12,905) and ranks second in double plays (1,590). He led the N.L. in fielding percentage seven times and had a career .978 mark. In 2007, Smith was named the shortstop on the All-Time Rawlings Gold Glove team, selected to honor the 50th anniversary of the Gold Glove Award.

Smith was selected to 15 All-Star Games and started 11 of them. At the time of his retirement following the 1996 season, he had received more votes in fan balloting for the Mid-Summer Classic than any other player in N.L. history (27,597,904). On the Cardinals' career lists, Smith ranks third in games played (1,990), at-bats (7,160), walks (876) and stolen bases (433); seventh in runs (991) and hits (1,944); and 10th in doubles (338).

Held in high esteem for his civic-mindedness, Smith received the Lou Gehrig Award (presented to the player who best exhibits the character and integrity of Lou Gehrig both on and off the field) in 1989; the Branch Rickey Award (in recognition of his exceptional community service) in 1994; and the Roberto Clemente Award (presented to the player who best exemplifies the game of baseball, sportsmanship, community involvement and the individual's contribution to his team) in 1995.

Smith was a first-ballot National Baseball Hall of Fame inductee in 2002, earning 92 percent of the votes from the Baseball Writers Association of America, and an inaugural member of the Cardinals Hall of Fame in 2014. He was voted the shortstop on the All-Busch Stadium II team in 2005.

**PROMINENT CARDINALS WHO WORE NO. 1**

- Pepper Martin, 1934-38
- Whitey Kurowski, 1942-49
- Garry Templeton, 1977-81



Ozzie Smith

COMPLETE RECORD

Year	Club	AVG	G	AB	R	H	2B	3B	HR	RBI	BB	SO	SB	SLG	OBP
1977	Walla Walla	.303	+68	*287	*69	87	10	2	1	35	40	12	*30	.362	---
1978	San Diego	.258	159	590	69	152	17	6	1	46	47	43	40	.312	.311
1979	San Diego	.211	156	587	77	124	18	6	0	27	37	37	28	.262	.260
1980	San Diego	.230	158	609	67	140	18	5	0	35	71	49	57	.276	.313
1981	San Diego	.222	+110	*450	53	100	11	2	0	21	41	37	22	.256	.294
1982	St. Louis	.248	140	488	58	121	24	1	2	43	68	32	25	.314	.339
1983	St. Louis	.243	159	552	69	134	30	6	3	50	64	36	34	.335	.321
1984	St. Louis	.257	124	412	53	106	20	5	1	44	56	17	35	.337	.347
1985	St. Louis	.276	158	537	70	148	22	3	6	54	65	27	31	.361	.355
1986	St. Louis	.280	153	514	67	144	19	4	0	54	79	27	31	.333	.376
1987	St. Louis	.303	158	600	104	182	40	4	0	75	89	36	43	.383	.392
1988	St. Louis	.270	153	575	80	155	27	1	3	51	74	43	57	.336	.350
1989	St. Louis	.273	155	593	82	162	30	8	2	50	55	37	29	.361	.335
1990	St. Louis	.254	143	512	61	130	21	1	1	50	61	33	32	.305	.330
1991	St. Louis	.285	150	550	96	157	30	3	3	50	83	36	35	.367	.380
1992	St. Louis	.295	132	518	73	153	20	2	0	31	59	34	43	.342	.367
1993	St. Louis	.288	141	545	75	157	22	6	1	53	43	18	21	.356	.337
1994	St. Louis	.262	98	381	51	100	18	3	3	30	38	26	6	.349	.327
1995	St. Louis	.199	44	156	16	31	5	1	0	11	17	12	4	.244	.282
1996	St. Louis	.282	82	227	36	64	10	2	2	18	25	9	7	.370	.358
ST. LOUIS TOTALS		.272	1990	7160	991	1944	338	50	27	664	876	423	433	.344	.350
MAJOR TOTALS		.262	2573	9396	1257	2460	402	69	28	793	1072	589	580	.328	.339

\*Led League +Tied for League Lead

DIVISION SERIES RECORD

Year	Club/Opp.	AVG	G	AB	R	H	2B	3B	HR	RBI	BB	SO	SB	SLG	OBP
1996	St.L. vs. S.D.	.333	2	3	1	1	0	0	0	0	2	0	0	.333	.600

LEAGUE CHAMPIONSHIP SERIES RECORD

Year	Club/Opp.	AVG	G	AB	R	H	2B	3B	HR	RBI	BB	SO	SB	SLG	OBP
1982	St.L. vs. Atl.	.556	3	9	0	5	0	0	0	3	3	0	1	.556	.667
1985	St.L. vs. L.A.	.435	6	23	4	10	1	1	1	3	3	1	1	.696	.500
1987	St.L. vs. S.F.	.200	7	25	2	5	0	1	0	1	3	4	0	.280	.286
1996	St.L. vs. Atl.	.000	3	9	0	0	0	0	0	0	0	1	0	.000	.000
L.C.S. TOTALS		.303	19	66	6	20	1	2	1	7	9	6	2	.424	.387

WORLD SERIES RECORD

Year	Club/Opp.	AVG	G	AB	R	H	2B	3B	HR	RBI	BB	SO	SB	SLG	OBP
1982	St.L. vs. Mil.	.208	7	24	3	5	0	0	0	1	3	0	1	.208	.296
1985	St.L. vs. K.C.	.087	7	23	1	2	0	0	0	0	4	0	1	.087	.222
1987	St.L. vs. Min.	.214	7	28	3	6	0	0	0	2	2	3	2	.214	.267
W.S. TOTALS		.173	21	75	7	13	0	0	0	3	9	3	4	.173	.262


ALL-STAR RECORD

Year	Club	AVG	G	AB	R	H	2B	3B	HR	RBI	BB	SO	SB	SLG	OBP
1981	National	---	1	0	0	0	0	0	0	0	2	0	0	---	1.000
1982	National	.000	1	0	0	0	0	0	0	0	0	0	0	.000	.000
1983	National	.500	1	2	1	1	0	0	0	0	0	0	0	.500	.500
1984	National	.000	1	3	0	0	0	0	0	0	0	0	1	.000	.000
1985	National	.000	1	4	0	0	0	0	0	0	0	0	0	.000	.000
1986	National	---	1	0	0	0	0	0	0	0	0	0	0	---	---
1987	National	.000	1	2	0	0	0	0	0	0	0	0	0	.000	.000
1988	National	.000	1	2	0	0	0	0	0	0	0	1	0	.000	.000
1989	National	.250	1	4	0	1	0	0	0	0	0	0	0	.250	.250
1990	National	.000	1	1	0	0	0	0	0	0	0	0	0	.000	.000
1991	National	.000	1	1	0	0	0	0	0	0	1	0	0	.000	.500
1992	National	.333	1	3	0	1	1	0	0	0	0	1	0	.667	.333
1994	National	.333	1	3	0	1	0	0	0	0	0	0	0	.333	.333
1995	National														
1996	National	---	1	0	0	0	0	0	0	0	0	0	0	---	---
A.S. TOTALS		.148	14	27	1	4	1	0	0	0	3	2	1	.185	.233

SELECTED, DID NOT PLAY DUE TO INJURY



## Retired Numbers

**RED SCHOENDIENST**  
**SECOND BASEMAN/MANAGER****2****FULL NAME:** Albert Fred (Red) Schoendienst**HEIGHT:** 6-0    **WEIGHT:** 170    **BATS:** Both    **THROWS:** Right**BORN:** 2/2/23 at Germantown, Illinois**YEARS WITH CARDINALS:** 1945-56, 1961-76, 1979-95**NUMBER RETIRED:** 1996

The name Albert "Red" Schoendienst is synonymous with Cardinals baseball. After all, he wore the uniform for some 45 seasons as a player, coach and manager and still is involved with the organization as special assistant to the general manager.

It all started in 1945, when Schoendienst joined the club to fill in for left fielder Stan Musial, who was serving in the U.S. Army. Schoendienst batted .278 with 47 RBI and a National League-leading 26 stolen bases. The following year, Musial returned to the Cardinals, and Schoendienst moved to third base and then shortstop before settling in at second base. St. Louis won the World Series over the Boston Red Sox as Schoendienst began to develop into one of the best hitting and fielding second basemen of all time.

In 1953, Schoendienst put together his finest season. He established career highs of a .342 batting average – second in the league to Carl Furrillo of the Brooklyn Dodgers (.344), 15 home runs and 79 RBI. In a surprising trade, Schoendienst was dealt to the New York Giants along with outfielder Jackie Brandt, pitcher Dick Littlefield, catcher Bill Sarni and shortstop Bobby Stephenson in exchange for shortstop Alvin Dark, catcher Ray Katt, pitcher Don Liddle and outfielder Whitey Lockman on June 14, 1956.

The following year, Schoendienst was traded to the Milwaukee Braves, who won the 1957 World Series and the 1958 N.L. pennant. He subsequently returned to St. Louis in 1961. On the Cardinals' career lists, Schoendienst ranks fourth in at-bats (6,841) and pinch-hits (54), fifth in games played (1,795), sixth in runs (1,025) and hits (1,980), seventh in doubles (352), and eighth in total bases (2,657). He led the N.L. with 200 hits in 1957, and seven times he either led or tied for the league lead in fielding percentage.

Schoendienst served as a coach on the 1964 World Championship team and was named manager when Johnny Keane resigned at the conclusion of the season. Schoendienst piloted St. Louis to a World Series victory over the Red Sox in 1967 and another N.L. pennant in 1968 en route to a 12-year tenure as skipper, the longest in franchise history until Tony La Russa surpassed him in 2008. Schoendienst ranks second in franchise annals with 1,041 wins.

A 10-time N.L. All-Star, Schoendienst socked a game-winning home run in the 14th inning of the 1950 Mid-Summer Classic off Ted Gray of the Detroit Tigers. It marked the switch-hitter's first career homer batting right-handed. Schoendienst later managed the Senior Circuit to victories in 1968 and 1969. After a stint as coach with the Oakland A's in 1977 and 1978, Schoendienst came back to St. Louis as a coach from 1979 to 1995. He filled in as interim manager in 1980 and 1990. Schoendienst was elected to the National Baseball Hall of Fame in 1989 by the Veterans Committee and was an inaugural member of the Cardinals Hall of Fame in 2014. He was inducted into the Missouri Sports Hall of Fame in 1987.

**PROMINENT CARDINALS WHO WORE NO. 2**

- Leo Durocher, 1933-37
- Terry Moore, 1938



Red Schoendienst

COMPLETE RECORD

Year	Club	AVG	G	AB	R	H	2B	3B	HR	RBI	BB	SO	SB	SLG	OBP
1942	Albany	.269	68	264	41	71	7	5	1	28	---	---	---	---	---
1943	Lynchburg	.472	9	36	8	17	2	0	0	5	---	---	---	---	---
	Rochester	.337	136	555	81	187	21	5	6	37	38	19	20	---	---
1944	Rochester	.373	25	102	26	38	3	2	2	14	13	1	16	---	---
1945	St. Louis	.278	137	565	89	157	22	6	1	47	21	17	*26	.343	.305
1946	St. Louis	.281	142	606	94	170	28	5	0	34	37	27	12	.343	.322
1947	St. Louis	.253	151	659	91	167	25	9	3	47	47	27	6	.332	.304
1948	St. Louis	.272	119	408	64	111	21	4	4	36	28	16	1	.373	.319
1949	St. Louis	.297	151	640	102	190	25	2	3	54	51	18	8	.356	.351
1950	St. Louis	.276	153	642	81	177	*43	9	7	63	33	32	3	.403	.313
1951	St. Louis	.289	135	553	88	160	32	7	6	54	35	23	0	.405	.335
1952	St. Louis	.303	152	620	91	188	40	7	7	67	42	30	9	.424	.347
1953	St. Louis	.342	146	564	107	193	35	5	15	79	60	23	3	.502	.405
1954	St. Louis	.315	148	610	98	192	38	8	5	79	54	22	4	.428	.366
1955	St. Louis	.268	145	553	68	148	21	3	11	51	54	28	7	.376	.335
1956	St. Louis	.314	40	153	22	48	9	0	0	15	13	5	0	.373	.365
	New York (NL)	.296	92	334	39	99	12	3	2	14	28	10	1	.368	.352
1957	New York (NL)	.307	60	254	36	78	12	3	9	33	13	6	2	.476	.337
	Milwaukee	.310	90	394	55	122	19	5	6	32	20	9	1	.434	.348
1958	Milwaukee	.262	106	427	47	112	23	1	1	24	31	21	3	.328	.313
1959	Milwaukee	.000	5	3	0	0	0	0	0	0	0	0	0	.000	.000
1960	Milwaukee	.257	68	226	21	58	9	1	1	19	17	13	1	.319	.311
1961	St. Louis	.300	72	120	9	36	9	0	1	12	12	6	1	.400	.364
1962	St. Louis	.301	98	143	21	43	4	0	2	12	9	12	0	.371	.346
1963	St. Louis	.000	6	5	0	0	0	0	0	0	0	1	0	.000	.000
MAJOR TOTALS		.289	2216	8479	1223	2449	427	78	84	773	606	346	89	.387	.337

\*Led League

WORLD SERIES RECORD

Year	Club/Opp.	AVG	G	AB	R	H	2B	3B	HR	RBI	BB	SO	SB	SLG	OBP
1946	St.L. vs. Bos.	.233	7	30	3	7	1	0	0	1	0	2	1	.266	.233
1957	Mil. vs. N.Y.	.278	5	18	0	5	1	0	0	2	0	1	0	.333	.278
1958	Mil. vs. N.Y.	.300	7	30	5	9	3	1	0	0	2	1	0	.467	.344
W.S. TOTALS		.269	19	78	8	21	5	1	0	3	2	4	1	.359	.287

ALL-STAR RECORD

Year	Club	AVG	G	AB	R	H	2B	3B	HR	RBI	BB	SO	SB	SLG	OBP
1946	National	.000	1	2	0	0	0	0	0	0	0	0	0	.000	---
1948	National	.000	1	4	0	0	0	0	0	0	0	0	0	.000	---
1949	National	1.000	1	1	0	1	0	0	0	0	0	0	0	1.000	---
1950	National	1.000	1	1	1	1	0	0	1	1	0	0	0	4.000	---
1951	National	---	1	0	0	0	0	0	0	0	0	0	0	.000	---
1952	National	SELECTED, DID NOT PLAY													
1953	National	.000	1	3	0	0	0	0	0	0	0	0	0	.000	---
1954	National	.000	1	2	0	0	0	0	0	0	0	0	0	.000	---
1955	National	.333	1	6	0	2	0	0	0	0	0	0	0	.333	---
1957	National	.000	1	2	0	0	0	0	0	0	0	0	0	.000	---
A.S. TOTALS		.190	9	21	1	4	0	0	1	1	0	0	0	.333	---

HISTORY

## Retired Numbers

**STAN MUSIAL**  
**OUTFIELDER/FIRST BASEMAN****6****FULL NAME:** Stanley Frank Musial**HEIGHT:** 6-0    **WEIGHT:** 175    **BATTED:** Left    **THREW:** Left**BORN:** 11/21/20 at Donora, Pennsylvania**DIED:** 1/19/13 at St. Louis, Missouri**YEARS WITH CARDINALS:** 1941-44, 1946-63**NUMBER RETIRED:** 1963

Simply stated, Stan Musial is "The Man." Not only is he the greatest player in Cardinals' history, he also is the most popular.

Musial played his entire 22-year career as an outfielder and first baseman in St. Louis. He is the franchise's career leader in virtually every batting category: games played (3,026), at-bats (10,971), runs (1,949), hits (3,630), doubles (725), triples (177), home runs (475), RBI (1,950), walks (1,605) and total bases (6,134). His .331 average is fourth behind Rogers Hornsby (.359), Johnny Mize (.336) and Joe Medwick (.335). And, despite being an everyday player most of his career, Musial ranks seventh with 35 pinch-hits.

After initially joining the Cardinals late in 1941, Musial arrived for good the following season, beginning a stretch of 16 straight years in which he batted .300 or better. In 1943, Musial led the National League with a .357 average, 220 hits, 48 doubles and 20 triples en route to earning the first of his three Most Valuable Player awards. Musial also was named MVP in 1946 (led league with .365 average, 124 runs, 228 hits, 50 doubles and 20 triples) and 1948 (topped N.L. with .376 average, 135 runs, 230 hits, 46 doubles, 18 triples and 131 RBI). All told, the sweet-swinging left-handed batter paced the Senior Circuit in batting seven times.

A member of four World Championship teams (1942, 1943, 1944 and 1946), Musial was chosen to play in 24 All-Star Games (tied for the most in major league history with Hank Aaron and Willie Mays). His six home runs are the most in Mid-Summer Classic annals. He won the 1955 game with a 12th-inning homer off Frank Sullivan of the Boston Red Sox at County Stadium in Milwaukee.

On May 13, 1958, Musial collected the 3,000th hit of his career with a pinch-hit double off Moe Drabowsky of the Chicago Cubs at Wrigley Field. Musial finished his career with 3,630 hits. At the time of his retirement, he held major league records for extra-base hits and total bases and N.L. marks for runs, hits, doubles and RBI. He still has the fourth-most hits in baseball history – behind Pete Rose (4,256), Ty Cobb (4,190) and Hank Aaron (3,771).

Following his playing days, Musial was a long-time senior vice-president with the Cardinals and served as general manager when they won the 1967 World Series over the Boston Red Sox.

Musial was the first player in Cardinals' history to have his uniform number retired, and he was a first-ballot National Baseball Hall of Fame inductee in 1969, receiving 93 percent of the votes from the Baseball Writers Association of America. He was selected to the Major League Baseball All-Century team in 1999 and was an inaugural member of the Cardinals Hall of Fame in 2014. In 2015, Musial was voted by the fans as a member of Franchise Four, joining Lou Brock, Bob Gibson and Rogers Hornsby as one of the most impactful players who best represented the history of the Cardinals.

More than anything else, the personable Musial was a great emissary for all that is good about the game of baseball. A bronze statue of Musial stands outside Busch Stadium with the following words: "Here stands baseball's perfect warrior. Here stands baseball's perfect knight." In 2010, Musial was chosen by President Barack Obama to receive the Presidential Medal of Freedom, the highest civilian honor for a United States citizen.

**PROMINENT CARDINALS WHO WORE NO. 6**

- Jack Rothrock, 1934-35



Stan Musial

COMPLETE RECORD

Year	Club	AVG	G	AB	R	H	2B	3B	HR	RBI	BB	SO	SB	SLG	OBP
1938	Williamson	.258	26	62	5	16	3	0	1	6	---	---	---	---	---
1939	Williamson	.352	23	71	10	25	3	3	1	9	---	---	---	---	---
1940	Daytona Beach	.311	113	405	55	126	17	10	1	70	---	---	---	---	---
1941	Springfield (Mo.)	.379	87	348	100	132	27	10	*26	94	---	---	---	---	---
	Rochester	.326	54	221	43	72	10	4	3	21	---	---	---	---	---
	St. Louis	.426	12	47	8	20	4	0	1	7	2	1	1	.574	.449
1942	St. Louis	.315	140	467	87	147	32	10	10	72	62	25	6	.490	.397
1943	St. Louis	*.357	157	617	108	*220	*48	*20	13	81	72	18	9	*.562	*.425
1944	St. Louis	.347	146	568	112	+197	*51	14	12	94	90	28	7	*.549	*.440
1945															
1946	St. Louis	*.365	156	624	*124	*228	*50	*20	16	103	73	31	7	*.587	.434
1947	St. Louis	.312	149	587	113	183	30	13	19	95	80	24	4	.504	.398
1948	St. Louis	*.376	155	611	*135	*230	*46	*18	39	*131	79	34	7	*.702	*.450
1949	St. Louis	.338	157	612	128	*207	*41	+13	36	123	107	38	3	.624	*.438
1950	St. Louis	*.346	146	555	105	192	41	7	28	109	87	36	5	*.596	.437
1951	St. Louis	*.355	152	578	+124	205	30	+12	32	108	98	40	4	.614	.449
1952	St. Louis	*.336	154	578	+105	*194	*42	6	21	91	96	29	7	*.538	.432
1953	St. Louis	.337	157	593	127	200	*53	9	30	113	*105	32	3	.609	*.437
1954	St. Louis	.330	153	591	+120	195	*41	9	35	126	103	39	1	.607	.433
1955	St. Louis	.319	154	562	97	179	30	5	33	108	80	39	5	.566	.411
1956	St. Louis	.310	156	594	87	184	33	6	27	*109	75	39	2	.522	.390
1957	St. Louis	*.351	134	502	82	176	38	3	29	102	66	34	1	.612	*.428
1958	St. Louis	.337	135	472	64	159	35	2	17	62	72	26	0	.528	.426
1959	St. Louis	.255	115	341	37	87	13	2	14	44	60	25	0	.428	.367
1960	St. Louis	.275	116	331	49	91	17	1	17	63	41	34	1	.486	.358
1961	St. Louis	.288	123	372	46	107	22	4	15	70	52	35	0	.489	.376
1962	St. Louis	.330	135	433	57	143	18	1	19	82	64	46	3	.508	.420
1963	St. Louis	.255	124	337	34	86	10	2	12	58	35	43	2	.404	.329
MAJOR TOTALS		.331	3026	10972	1949	3630	725	177	475	1951	1599	696	78	.559	.418

\*Led League. +Tied for league lead.

WORLD SERIES RECORD

Year	Club/Opp.	AVG	G	AB	R	H	2B	3B	HR	RBI	BB	SO	SB	SLG	OBP
1942	St.L. vs. N.Y.	.222	5	18	2	4	1	0	0	2	4	0	0	.278	.364
1943	St.L. vs. N.Y.	.278	5	18	2	5	0	0	0	0	2	2	0	.278	.350
1944	St.L. vs. St.L.	.304	6	23	2	7	2	0	1	2	2	0	0	.522	.360
1946	St.L. vs. Bos.	.222	7	27	3	6	4	1	0	4	4	2	1	.444	.323
W.S. TOTALS		.256	23	86	9	22	7	1	1	8	12	4	1	.395	.347

ALL-STAR RECORD

Year	Club	AVG	G	AB	R	H	2B	3B	HR	RBI	BB	SO	SB	SLG	OBP
1943	National	.250	1	4	0	1	1	0	0	1	0	0	0	.500	.250
1944	National	.250	1	4	1	1	0	0	0	1	0	0	0	.250	.250
1946	National	.000	1	2	0	0	0	0	0	0	0	0	0	.000	.000
1947	National	.000	1	1	0	0	0	0	0	0	0	0	0	.000	.000
1948	National	.500	1	4	1	2	0	0	1	2	1	1	0	1.250	.600
1949	National	.750	1	4	1	3	0	0	1	2	1	0	0	1.500	.800
1950	National	.000	1	5	0	0	0	0	0	0	1	0	0	.000	.167
1951	National	.500	1	4	1	2	0	0	1	1	1	0	1	1.250	.600
1952	National	.000	1	2	1	0	0	0	0	0	0	2	0	.000	.600
1953	National	.500	1	4	0	2	0	0	0	0	0	1	0	.500	.500
1954	National	.400	1	5	1	2	0	0	0	0	0	0	0	.400	.400
1955	National	.250	1	4	1	1	0	0	1	1	1	1	0	1.000	.400
1956	National	.250	1	4	1	1	0	0	1	1	0	1	0	1.000	.250
1957	National	.333	1	3	1	1	1	0	0	0	1	0	0	.667	.500
1958	National	.250	1	4	1	1	0	0	0	0	0	0	0	.250	.250
1959	National	.000	2	1	0	0	0	0	0	0	1	0	0	.000	.500
1960	National	1.000	2	2	1	2	0	0	1	1	0	0	0	2.500	1.000
1961	National	.000	2	2	0	0	0	0	0	0	0	1	0	.000	.000
1962	National	.333	2	3	0	1	0	0	0	0	0	0	0	.333	.333
1963	National	.000	1	1	0	0	0	0	0	0	0	0	0	.000	.000
A.S. TOTALS		.317	24	63	11	20	2	0	6	10	7	7	1	.635	.386

HISTORY



**Retired Numbers**


# ENOS SLAUGHTER

## OUTFIELDER

# 9

**FULL NAME:** Enos Bradsher Slaughter  
**HEIGHT:** 5-9    **WEIGHT:** 190    **BATTED:** Left    **THREW:** Right  
**BORN:** 4/27/1916 at Roxboro, North Carolina  
**DIED:** 8/12/2002 at Durham, North Carolina  
**YEARS WITH CARDINALS:** 1938-42, 1946-53  
**NUMBER RETIRED:** 1996

He didn't have the nickname, but Enos Slaughter was a genuine "Charlie Hustle." Throughout his career, he was known for his all-out style of play.

Slaughter dashed into baseball immortality in Game 7 of the 1946 World Series against the Boston Red Sox. With the score tied 3-3 in the bottom of the eighth inning, Slaughter led off with a single. He remained at first base as the next two batters were retired and then took off to steal second with left fielder Harry Walker at the plate. Walker stroked a double into center field, and Boston's Leon Culberson threw the ball to shortstop Johnny Pesky. While Pesky hesitated on the relay, Slaughter kept on running, ignoring third base coach Mike Gonzalez's stop sign and scoring what proved to be the series-deciding run.

Long before his "Mad Dash," Slaughter was a bona fide all-star. He broke into the major leagues with the Cardinals in 1938 and the next year led the National League with 52 doubles while batting .320. It was the first of four straight seasons in which Slaughter batted at a .300 clip. In 1942, he had a .318 average – second in the N.L. to Ernie Lombardi of the Boston Braves (.330) – and league-leading totals of 188 hits and 17 triples. St. Louis' outfield of Slaughter in right, Terry Moore in center and Stan Musial in left is regarded as the best in franchise history. The Cardinals won the 1942 World Championship over the New York Yankees.

After a three-year stint in the service, Slaughter returned to the Cardinals in 1949 and topped the league with 130 RBI to go with a .300 average and 18 home runs. In 1950 and 1952, Slaughter drove in 101 runs while hitting fewer than 15 home runs. No other player in major league history has accomplished that feat twice.

On April 11, 1954, Slaughter was traded to the Yankees for outfielder Bill Virdon, pitcher Mel Wright and minor league outfielder Emil Tellinger. Upon being told of the deal, Slaughter sat in front of his locker and cried. On the Cardinals' career lists, he ranks third in triples (135) and RBI (1,149); fourth in games played (1,820) and walks (838); fifth in at-bats (6,775), runs (1,071), hits (2,064) and total bases (3,138); and sixth in doubles (366). He batted .300 in eight of his 13 seasons with the Cardinals.

Slaughter subsequently played for the Kansas City Athletics (1955-56) before returning to the Yankees (1956-59) and finishing his career with the Milwaukee Braves (1959). The Veterans Committee elected the 10-time All-Star, who was nicknamed "Country," into the National Baseball Hall of Fame in 1985, and he was an inaugural member of the Cardinals Hall of Fame in 2014.

**PROMINENT CARDINALS WHO WORE NO. 9**

- Roger Maris, 1967-68
- Joe Torre, 1969-74, 1991-95
- Terry Pendleton, 1984-90



Enos Slaughter

COMPLETE RECORD

Year	Club	AVG	G	AB	R	H	2B	3B	HR	RBI	BB	SO	SB	SLG	OBP
1935	Martinsville	.273	109	422	68	115	25	11	18	---	---	---	---	---	---
1936	Columbus	.325	151	569	106	185	31	*20	9	118	---	---	---	---	---
1937	Columbus	*.382	154	642	*147	*245	42	13	26	122	---	---	---	---	---
1938	St. Louis	.276	112	395	59	109	20	10	8	58	32	38	1	.438	.330
1939	St. Louis	.320	149	604	95	193	*52	5	12	86	44	53	2	.482	.371
1940	St. Louis	.306	140	516	96	158	25	13	17	73	50	35	8	.504	.370
1941	St. Louis	.311	113	425	71	132	22	9	13	76	53	28	4	.496	.390
1942	St. Louis	.318	152	591	100	*188	31	*17	13	98	88	30	9	.494	.412
1943															
DID NOT PLAY, MILITARY SERVICE															
1944															
DID NOT PLAY, MILITARY SERVICE															
1945															
DID NOT PLAY, MILITARY SERVICE															
1946	St. Louis	.300	156	609	100	183	30	8	18	*130	69	41	9	.465	.374
1947	St. Louis	.294	147	551	100	162	31	13	10	86	59	27	4	.452	.366
1948	St. Louis	.321	146	549	91	176	27	11	11	90	81	29	4	.470	.409
1949	St. Louis	.336	151	568	92	191	34	+13	13	96	79	37	3	.511	.418
1950	St. Louis	.290	148	556	82	161	26	7	10	101	66	33	3	.415	.367
1951	St. Louis	.281	123	409	48	115	17	8	4	64	67	25	7	.391	.386
1952	St. Louis	.300	140	510	73	153	17	12	11	101	70	25	6	.445	.386
1953	St. Louis	.291	143	492	64	143	34	9	6	89	80	28	4	.433	.395
1954	New York (AL)	.248	69	125	19	31	4	2	1	19	28	8	0	.336	.386
1955	New York (AL)	.111	10	9	1	1	0	0	0	1	1	1	0	.111	.200
	Kansas City	.322	108	267	49	86	12	4	5	34	40	17	2	.453	.408
1956	Kansas City	.278	91	223	37	62	14	3	2	23	29	20	1	.395	.362
	New York (AL)	.289	24	83	15	24	4	2	0	4	5	6	1	.386	.330
1957	New York (AL)	.254	96	209	24	53	7	1	5	34	40	19	0	.368	.369
1958	New York (AL)	.304	77	138	21	42	4	1	4	19	21	16	2	.435	.396
1959	New York (AL)	.172	74	99	10	17	2	0	6	21	13	19	1	.374	.265
	Milwaukee	.167	11	18	0	3	0	0	0	1	3	3	0	.167	.286
MAJOR TOTALS		.300	2380	7946	1247	2383	413	148	169	1304	1018	538	71	.453	.382

\*Led League

+Tied for League Lead

WORLD SERIES RECORD

Year	Club/Opp.	AVG	G	AB	R	H	2B	3B	HR	RBI	BB	SO	SB	SLG	OBP
1942	St.L. vs. N.Y.	.263	5	19	3	5	1	0	1	2	3	2	0	.474	.364
1946	St.L. vs. Bos.	.320	7	25	5	8	1	1	1	2	4	3	1	.560	.414
1956	N.Y. vs. Bro.	.350	6	20	6	7	0	0	1	4	4	0	0	.500	.458
1957	N.Y. vs. Mil.	.250	5	12	2	3	1	0	0	0	3	2	0	.333	.400
1958	N.Y. vs. Mil.	.000	4	3	1	0	0	0	0	0	1	1	0	.000	.250
W.S. TOTALS		.291	27	79	17	23	3	1	3	8	15	8	1	.468	.404

ALL-STAR RECORD

Year	Club	AVG	G	AB	R	H	2B	3B	HR	RBI	BB	SO	SB	SLG	OBP
1941	National	.500	1	2	1	1	0	0	0	0	0	1	0	.500	---
1942	National	.500	1	2	0	1	0	0	0	0	0	0	0	.500	---
1946	National	.000	1	1	0	0	0	0	0	0	0	0	0	.000	---
1947	National	.000	1	3	0	0	0	0	0	0	1	0	0	.000	---
1948	National	.500	1	2	0	1	0	0	0	0	1	0	0	.500	---
1949	National	.000	1	1	0	0	0	0	0	0	0	0	0	.000	---
1950	National	.500	1	4	1	2	0	1	0	1	1	0	0	1.000	---
1951	National	.000	1	1	0	0	0	0	0	0	0	0	0	.000	---
1952	National	.500	1	2	0	1	1	0	0	0	0	1	0	1.000	---
1953	National	.667	1	3	2	2	0	0	0	1	1	0	1	.667	---
A.S. TOTALS		.381	10	21	4	8	1	1	0	2	4	2	1	.524	---

HISTORY

**Retired Numbers**

**TONY La RUSSA  
MANAGER**
**10**

**FULL NAME:** Anthony La Russa Jr.  
**BORN:** 10/4/1944 at Tampa, Florida.  
**YEARS WITH CARDINALS:** 1996-2011  
**NUMBER RETIRED:** 2012

Tony La Russa was tantamount with winning.

As manager of the Cardinals from 1996 to 2011, La Russa amassed 1,408 victories. He became the winningest manager in franchise history Aug. 31, 2007, surpassing Red Schoendienst with No. 1,042. La Russa also won championships in St. Louis: eight division titles, three National League pennants and the 2006 and 2011 World Series. All told, the Cardinals made nine postseason appearances in La Russa's 16 seasons at the helm, and his teams finished first, second or third in the N.L. Central Division 13 times.

His finest hour may have been his last. Trailing the Texas Rangers three games to two in the 2011 World Series – and twice down to their final strike in Game 6 – the Cardinals rallied to force Game 7 and went on to capture the franchise's 11th world championship. It capped a magical two-month odyssey for the ball club, which had been staving off elimination seemingly at every turn since Aug. 25, when it trailed the N.L. wild card race by 10 1/2 games, and made the playoffs on the season's final day.

When La Russa announced his retirement Oct. 31, 2011, his 16 years of continuous service were the most among active managers/head coaches in the four major professional sports leagues.

Prior to the Cardinals, La Russa managed the Chicago White Sox (1979-86) and Oakland A's (1986-95). Over 33 seasons, he totaled 2,728 victories, ranking third in Major League Baseball history behind Connie Mack (3,731) and John McGraw (2,763). La Russa managed 5,097 games, second to Mack (7,755).

La Russa is the only manager to win multiple pennants in both leagues and one of two to win a World Series title in both, following Sparky Anderson. La Russa's 70 postseason victories (50 with St. Louis, 19 with Oakland and 1 with Chicago) rank second to Joe Torre's 84 among big league skippers.

In Oakland, La Russa piloted the A's to four division titles, three American League pennants and the 1989 World Championship. He is the A's franchise leader with 798 wins. The 1983 White Sox won the A.L. Western Division to make their first postseason appearance in 24 years.

La Russa and Leo Durocher are the only managers in major league history to win 500 games with three different teams. La Russa was named Major League Manager of the Year in 1983 and 1996; A.L. Manager of the Year in 1983, 1988 and 1992; and N.L. Manager of the Year in 2002. La Russa is the only manager to win an All-Star Game in both leagues, and he had a 4-2 record in the Midsummer Classic.

A native of Tampa, Fla., La Russa played second base, shortstop and third base in the majors for parts of six seasons with the Kansas City A's (1963), Oakland (1968-71), Atlanta (1971) and Chicago Cubs (1973).

Nineteen years before becoming manager of the Cardinals, La Russa served as a player-coach for the organization's New Orleans Triple-A affiliate in 1977. He began his managerial career a year later in the White Sox minor league system with Double-A Knoxville.

La Russa is a 1978 graduate of the Florida State University College of Law. He passed the bar exam in 1979 and became one of five lawyer/managers in baseball history, joining Monte Ward, Hughie Jennings, Miller Huggins and Branch Rickey.

In 2014, La Russa was inducted into the National Baseball Hall of Fame and was an inaugural member of the Cardinals Hall of Fame. He and his wife, Elaine, are the founders of Tony La Russa's Animal Rescue Foundation, which saves abandoned dogs and cats and finds them homes.



Tony La Russa

**MANAGERIAL RECORD**

Year	Club	W	L	PCT.	FINISH
1979	Chicago (AL)	27	27	.500	5th
1980	Chicago (AL)	70	90	.438	5th
1981	Chicago (AL)	54	52	.509	*
1982	Chicago (AL)	87	75	.537	3rd
1983	Chicago (AL)	99	63	.611	1st
1984	Chicago (AL)	74	88	.457	5th
1985	Chicago (AL)	85	77	.525	3rd
1986	Chicago (AL)	26	38	.406	5th
1986	Oakland	45	34	.570	3rd
1987	Oakland	81	81	.500	3rd
1988	Oakland	104	58	.642	1st
1989	Oakland	99	63	.611	1st
1990	Oakland	103	59	.636	1st
1991	Oakland	84	78	.519	4th
1992	Oakland	96	66	.593	1st
1993	Oakland	68	94	.420	7th
1994	Oakland	51	63	.447	2nd
1995	Oakland	67	77	.465	4th
1996	St. Louis	88	74	.543	1st
1997	St. Louis	73	89	.451	4th
1998	St. Louis	83	79	.512	3rd
1999	St. Louis	75	86	.466	4th
2000	St. Louis	95	67	.586	1st
2001	St. Louis	93	69	.574	2nd
2002	St. Louis	97	65	.599	1st
2003	St. Louis	85	77	.525	3rd
2004	St. Louis	105	57	.648	1st
2005	St. Louis	100	62	.617	1st
2006	St. Louis	83	78	.516	1st
2007	St. Louis	78	84	.481	3rd
2008	St. Louis	86	76	.531	4th
2009	St. Louis	91	71	.562	1st
2010	St. Louis	86	76	.531	2nd
2011	St. Louis	90	72	.556	2nd
<b>ST. LOUIS TOTALS</b>		<b>1408</b>	<b>1182</b>	<b>.544</b>	
<b>MAJOR TOTALS</b>		<b>2728</b>	<b>2365</b>	<b>.536</b>	

\* Split season due to players' strike. White Sox finished third in first half and sixth in second half.

**MAJOR LEAGUE BASEBALL CAREER MANAGERIAL WINS**

Connie Mack .....	3,731
John McGraw .....	2,763
Tony La Russa .....	2,728

**ST. LOUIS CARDINALS CAREER MANAGERIAL WINS**

Tony La Russa .....	1,408
Red Schoendienst .....	1,041
Whitey Herzog .....	822

**PROMINENT CARDINALS WHO WORE NO. 10**

- Johnny Mize, 1936-41
- Mike Tyson, 1972-78
- Tom Alston, 1954-55
- Ken Oberkfell, 1981-84

## Retired Numbers



## KEN BOYER

### THIRD BASEMAN/MANAGER

# 14

**FULL NAME:** Kenton Lloyd Boyer

**HEIGHT:** 6-2    **WEIGHT:** 200    **BATTED:** Right    **THREW:** Right

**BORN:** 5/20/31 at Liberty, Missouri

**DIED:** 9/7/82 at St. Louis, Missouri

**YEARS WITH CARDINALS:** 1955-65, 1971-72, 1978-80

**NUMBER RETIRED:** 1984

Only one player in Cardinals' history has hit for the cycle twice. Ken Boyer accomplished the feat Sept. 14, 1961, against the Chicago Cubs and June 16, 1964, against the Houston Colt .45s.

Boyer was a solid all-around third baseman. He hit for average and power and earned five Gold Glove Awards for his fielding prowess. From 1958 to 1963, he averaged 26 home runs and 98 RBI to go with a .304 batting average. Then in 1964, Boyer was named the National League Most Valuable Player after batting .295 with 24 homers and a league-leading 119 RBI. In the World Series against the New York Yankees, Boyer clubbed a grand slam in Game 4 to give the Cardinals a 4-3 victory and contributed three hits and three runs to help St. Louis win the seventh and deciding game, 7-5.

An N.L. All-Star in 1956 and from 1959 to 1964, Boyer hit a two-run homer in the second 1960 game at Yankee Stadium and a solo blast in the 1964 contest at Shea Stadium. He was a .348 batter (8-for-23) in the Mid-Summer Classic.

"The Captain" was traded to the New York Mets on Oct. 20, 1965, in exchange for pitcher Al Jackson and third baseman Charley Smith. On the Cardinals career lists, Boyer ranks third in home runs (255); sixth in RBI (1,001); sixth in at-bats (6,334) and total bases (3,011); eighth in games played (1,667), runs (988) and hits (1,855); and ninth in walks (629). His seven grand slams are tied for third in club history behind Albert Pujols (12) and Stan Musial (9).

Being a native Missourian, Boyer was always a Cardinal at heart. He returned to the organization as a minor league manager in 1970 and again from 1973 to 1976 and served as a major league coach in 1971 and 1972. He replaced Vern Rapp as manager of the big league club on April 29, 1978, and piloted the Cardinals to an 86-76 record and third-place finish in the N.L. Eastern Division the following year. But, in 1980, with expectations high, the Cardinals never got on track, and Boyer was dismissed June 8 after a 6-4 loss in the first game of a double-header against the Montreal Expos dropped their record to 18-33.

Boyer was diagnosed with lung cancer in the early 1980s, and the disease ultimately took his life in 1982 at just 51 years of age. He was an inaugural member of the Cardinals' Hall of Fame in 2014.

#### PROMINENT CARDINALS WHO WORE NO. 14

- Burgess Whitehead, 1934-35
- Gerry Staley, 1947-54



Ken Boyer

COMPLETE RECORD

Year	Club	AVG	G	AB	R	H	2B	3B	HR	RBI	BB	SO	SB	SLG	OBP
1949	Lebanon	.455	16	33	10	15	1	1	3	9	---	---	---	---	---
1950	Hamilton	.342	80	240	41	82	17	6	9	61	---	---	---	---	---
1951	Omaha	.306	151	565	87	173	28	7	14	90	---	---	---	---	---
1952															
1953															
1954	Houston	.319	159	634	116	202	42	7	21	116	---	---	---	---	---
1955	St. Louis	.264	147	530	78	140	27	2	18	62	37	67	22	.425	.313
1956	St. Louis	.306	150	595	91	182	30	2	26	98	38	65	8	.494	.349
1957	St. Louis	.265	142	544	79	144	18	3	19	62	44	77	12	.414	.321
1958	St. Louis	.307	150	570	101	175	21	9	23	90	49	53	11	.496	.365
1959	St. Louis	.309	149	563	86	174	18	5	28	94	67	77	12	.508	.384
1960	St. Louis	.304	151	552	95	168	26	10	32	97	56	77	8	.562	.373
1961	St. Louis	.329	153	589	109	194	26	11	24	95	68	91	6	.533	.400
1962	St. Louis	.291	160	611	92	178	27	5	24	98	75	104	12	.470	.370
1963	St. Louis	.285	159	617	86	176	28	2	24	111	70	90	1	.454	.360
1964	St. Louis	.295	162	628	100	185	30	10	24	*119	70	85	3	.489	.367
1965	St. Louis	.260	144	535	71	139	18	2	13	75	57	73	2	.374	.332
1966	New York (NL)	.266	136	496	62	132	28	2	14	61	30	64	4	.415	.308
1967	New York (NL)	.235	56	166	17	39	7	2	3	13	26	22	2	.355	.339
	Chicago (AL)	.261	57	180	17	47	5	1	4	21	7	25	0	.367	.289
1968	Chicago (AL)	.125	10	24	0	3	0	0	0	0	1	6	0	.125	.160
	Los Angeles (NL)	.271	83	221	20	60	7	2	6	41	16	34	2	.403	.324
1969	Los Angeles (NL)	.206	25	34	0	7	2	0	0	4	2	7	0	.265	.250
MAJOR TOTALS		.287	2034	7455	1104	2143	318	68	282	1141	713	1017	105	.462	.351

\*Led League

WORLD SERIES RECORD

Year	Club/Opp.	AVG	G	AB	R	H	2B	3B	HR	RBI	BB	SO	SB	SLG	OBP
1964	St.L. vs. N.Y.	.222	7	27	5	6	1	0	2	6	1	5	0	.481	.250

ALL-STAR RECORD

Year	Club	AVG	G	AB	R	H	2B	3B	HR	RBI	BB	SO	SB	SLG	OBP
1956	National	.600	1	5	1	3	0	0	0	0	0	0	0	.600	.600
1959	National	.333	2	3	1	1	0	0	0	0	1	0	0	.333	.500
1960	National	1.000	2	1	1	1	0	0	1	2	1	0	0	1.000	1.000
1961	National	.000	1	2	0	0	0	0	0	0	1	2	0	.000	.333
1962	National	.200	2	5	0	1	0	0	0	0	0	1	0	.200	.200
1963	National	.000	1	3	0	0	0	0	0	0	0	0	0	.000	.000
1964	National	.500	1	4	1	2	0	0	1	1	0	1	0	1.250	.500
A.S. TOTALS		.348	10	23	4	8	0	0	2	4	3	4	0	.609	.423

HISTORY

## Retired Numbers


**DIZZY DEAN**  
**PITCHER**
**17**
**FULL NAME:** Jay Hanna (Dizzy) Dean

**HEIGHT:** 6-2    **WEIGHT:** 182    **BATTED:** Right    **THREW:** Right

**BORN:** 1/16/10 at Lucas, Arkansas

**DIED:** 7/17/74 at Reno, Nevada

**YEARS WITH CARDINALS:** 1930, 1932-37

**NUMBER RETIRED:** 1974

Dizzy Dean was the prototypical member of the "Gas House Gang." The right-handed pitcher was one of baseball's zaniest characters. He also was a warrior and a winner.

After a cup of coffee with the Cardinals in 1930, Dean became a mainstay two years later. He put together his best season in 1934, going 30-7 with a 2.66 ERA and 195 strikeouts. Dean led the National League in wins and strikeouts and ranked second in ERA en route to being named the Most Valuable Player. He is the only pitcher in Cardinals' history to win 30 games and the last N.L. hurler to accomplish the feat. St. Louis won the World Series that year over the Detroit Tigers four games to three, with Dean and his brother, Paul, accounting for all four victories. Dizzy fired a six-hit shutout in an 11-0 Game 7 win.

Dean, who led the league with 28 wins in 1935, was selected to four consecutive All-Star Games from 1934 to 1937. He was the winning pitcher in 1936 and the loser in 1937. But Dean lost more than the game in 1937. A line drive off the bat of Cleveland Indians' outfielder Earl Averill in the third inning broke one of Dean's toes. Dean refused to take time off to let the injury heal, and he began utilizing an unnatural pitching delivery that led to an arm injury from which he never fully recovered.

On April 16, 1938, the Cardinals traded Dean to the Chicago Cubs in exchange for pitchers Clyde Shoun and Curt Davis, outfielder Tuck Stainback and \$185,000. On the Cardinals' career lists, Dean ranks third in games started (387) and strikeouts (1,095), fifth in winning percentage (.641), sixth in complete games (141) and shutouts (23), seventh in wins (134), and 10th in innings pitched (1,738.1).

Dean was known for his fun-loving lifestyle and story telling as much as his success. In a double-header against the Brooklyn Dodgers at Sportsman's Park on Sept. 21, 1934, Dizzy authored a three-hit shutout in the opener and Paul followed with a no-hitter. "Gee whiz," Dizzy said afterwards. "If I'd a known Paul was gonna do it, I'd a thrown one, too."

Following his playing days, Dean was a colorful broadcaster who became an ambassador for baseball. He was inducted into the National Baseball Hall of Fame in 1953 and was an inaugural member of the Cardinals' Hall of Fame in 2014.

**PROMINENT CARDINALS WHO WORE NO. 17**

- Joe Garagiola, 1947-51
- Bobby Tolan, 1966-68
- Vinegar Bend Mizell, 1956-58



## Dizzy Dean

## COMPLETE RECORD

Year	Club	W-L	ERA	G	GS	CG	SHO	SV	IP	H	R	ER	BB	SO	BA
1930	St. Joseph	17-8	3.69	32	---	---	---	---	217.0	204	118	89	77	134	---
	Houston	8-2	2.82	14	---	---	---	---	85.0	62	31	27	49	95	---
	St. Louis	1-0	1.00	1	1	1	0	---	9.0	3	1	1	3	5	.103
1931	Houston	*26-10	+1.53	41	---	---	---	---	304.0	210	71	53	90	*303	---
1932	St. Louis	18-15	3.30	46	33	16	+4	---	*286.0	280	122	105	102	*191	.260
1933	St. Louis	20-18	3.04	*48	34	+26	3	---	293.0	279	113	99	64	*199	.250
1934	St. Louis	*30-7	2.66	50	33	24	*7	---	311.2	288	110	92	75	*195	.241
1935	St. Louis	*28-12	3.04	50	36	*29	3	---	*325.1	324	126	110	77	*190	.256
1936	St. Louis	24-13	3.17	+51	34	*28	2	---	*315.0	310	128	111	53	195	.253
1937	St. Louis	13-10	2.69	27	25	17	4	---	197.1	200	76	59	33	120	.259
1938	Chicago (NL)	7-1	1.81	13	10	3	1	---	74.2	63	20	15	8	22	.226
1939	Chicago (NL)	6-4	3.36	19	13	7	2	---	96.1	98	40	36	17	27	.261
1940	Chicago (NL)	3-3	5.17	10	9	3	0	---	54.0	68	35	31	20	18	.306
	Tulsa	8-8	3.17	21	---	---	---	---	142.0	149	69	50	19	51	---
1941	Chicago (NL)	0-0	18.00	1	1	0	0	---	1.0	3	3	2	0	1	.429
1947	St. Louis (AL)	0-0	0.00	1	1	0	0	---	4.0	3	0	0	1	0	.231
MAJOR TOTALS		150-83	3.02	317	230	154	26	---	1967.1	1919	774	661	453	1163	.253

\*Led League

+Tied for League Lead

## WORLD SERIES RECORD


Year	Club/Opp.	W-L	ERA	G	GS	CG	SHO	SV	IP	H	R	ER	BB	SO	BA
1934	St. L. vs. Det.	2-1	1.73	3	3	2	1	0	26.0	20	6	5	5	17	---
1938	Chi. (NL) vs. N.Y. (AL)	0-1	6.48	2	1	0	0	0	8.1	8	6	6	1	2	---
W.S. TOTALS		2-2	2.88	5	4	2	1	0	34.1	28	12	11	6	19	---

## ALL-STAR RECORD

Year	Club	W-L	ERA	G	GS	CG	SHO	SV	IP	H	R	ER	BB	SO	BA
1934	National	0-0	3.00	1	0	0	0	0	3.0	5	1	1	1	4	---
1935	National	0-0	0.00	1	0	0	0	0	1.0	1	0	0	1	1	---
1936	National	1-0	0.00	1	1	0	0	0	3.0	0	0	0	2	3	---
1937	National	0-1	6.00	1	1	0	0	0	3.0	4	2	2	1	2	---
A.S. TOTALS		1-1	2.70	4	2	0	0	0	10.0	10	3	3	5	10	---



## Retired Numbers

**LOU BROCK**  
OUTFIELDER**20****FULL NAME:** Louis Clark Brock**HEIGHT:** 5-11    **WEIGHT:** 170    **BATS:** Left    **THROWS:** Left**BORN:** 6/18/39 at El Dorado, Arkansas**YEARS WITH CARDINALS:** 1964-79**NUMBER RETIRED:** 1979

If it's been said once, it's been said a million times. The Cardinals' acquisition of outfielder Lou Brock from the Chicago Cubs on June 15, 1964, ranks as perhaps the greatest steal in baseball history. St. Louis traded pitchers Ernie Broglio and Bobby Shantz and outfielder Doug Clemens in exchange for Brock and pitchers Jack Spring and Paul Toth.

Over the course of his career with the Cardinals, Brock established himself as the most prolific base stealer in baseball history to that time. His 938 stolen bases stood as the major league record until Rickey Henderson bettered the mark in 1991. Brock's total remains the National League standard, and he owns the major league record with 12 seasons of 50 or more steals. Brock led the N.L. in thefts on eight occasions (1966 to 1969 and 1971 to 1974). He set the season record with 118 in 1974, bettering Maury Wills' mark of 104 during the 1962 campaign. In 1978, the N.L. announced that its annual stolen base leader would receive the Lou Brock Award, making Brock the first active player to have an award named after him.

But Brock was more than a base burglar. He was a career .293 batter with 3,023 hits. Seven times he batted at a .300 or better clip. In 1967, Brock slugged 21 home runs and had 76 RBI from the leadoff spot. He also had 52 stolen bases, making him the first player in baseball history with 20 homers and 50 steals. The following year, Brock topped the N.L. in doubles (46), triples (14) and stolen bases (62), becoming the first player in the Senior Circuit to do so since Honus Wagner of the Pittsburgh Pirates in 1908. Brock joined the 3,000-hit club Aug. 13, 1979, with a fourth-inning single off Dennis Lamp of the Chicago Cubs at Busch Stadium. Brock's 3,023 career hits rank 27th on baseball's all-time list through 2017.

Upon his arrival in St. Louis, Brock paid immediate dividends, batting .348 for the balance of the 1964 season and propelling the Cardinals from eighth place in the N.L. to a World Championship over the New York Yankees. The Cardinals won the World Series again in 1967 over the Boston Red Sox and were N.L. champions in 1968. Brock was at his best in postseason play. His .391 career batting average (34-for-87) ranks as the third-best in World Series history, while his 14 stolen bases are tied for the most all-time with Eddie Collins of the Philadelphia Athletics and Chicago White Sox. Brock holds the Fall Classic record for stolen bases in a single series (7 in both 1967 and 1968).

On the Cardinals' career lists, Brock ranks first in stolen bases (888 – Vince Coleman is second with 549); second in games played (2,289), at-bats (9,125), runs (1,427) and hits (2,713); third in doubles (434) and total bases (3,776); fourth in triples (121); sixth in walks (681); and ninth in RBI (814). His 21 career leadoff home runs are the most in club annals.

Brock has remained active in baseball since retiring as a player following the 1979 season. He worked in the Cardinals' broadcast booth from 1981 to 1984; was a base-running consultant for the Minnesota Twins in 1987, Los Angeles Dodgers in 1988 and Montreal Expos in 1993; and has served as a special instructor for the Cardinals (base running and outfield play) since 1995.

The six-time N.L. All-Star was a first-ballot National Baseball Hall of Fame inductee in 1985 and was an inaugural member of the Cardinals Hall of Fame in 2014. He was voted the left fielder on the All-Busch Stadium II team in 2005. In 2015, Brock was voted by the fans as a member of Franchise Four, joining Bob Gibson, Rogers Hornsby and Stan Musial as one of the most impactful players who best represented the history of the Cardinals.



Lou Brock

COMPLETE RECORD

Year	Club	AVG	G	AB	R	H	2B	3B	HR	RBI	BB	SO	SB	SLG	OBP
1961	St. Cloud	.361	128	501	117	181	33	6	14	82	51	105	38	.535	---
	Chicago (NL)	.091	4	11	1	1	0	0	0	0	1	3	0	.091	.167
1962	Chicago (NL)	.263	123	434	73	114	24	7	9	35	35	96	16	.412	.322
1963	Chicago (NL)	.258	148	547	79	141	19	11	9	37	31	122	24	.382	.302
1964	Chicago (NL)	.251	52	215	30	54	9	2	2	14	13	40	10	.340	.300
	St. Louis	.348	103	419	81	146	21	9	12	44	27	87	33	.527	.391
1965	St. Louis	.288	155	631	107	182	35	8	16	69	45	116	63	.445	.345
1966	St. Louis	.285	156	643	94	183	24	12	15	46	31	134	*74	.429	.321
1967	St. Louis	.299	159	689	+113	206	32	12	21	76	24	109	*52	.472	.328
1968	St. Louis	.279	159	660	92	184	*46	*14	6	51	46	124	*62	.418	.329
1969	St. Louis	.298	157	665	97	195	33	10	12	47	50	115	*53	.434	.349
1970	St. Louis	.304	155	664	114	202	29	5	13	57	60	99	51	.422	.363
1971	St. Louis	.313	157	640	*126	200	37	7	7	61	76	107	*64	.425	.386
1972	St. Louis	.311	153	621	81	193	29	8	3	42	47	93	*63	.393	.360
1973	St. Louis	.297	160	650	110	193	29	8	7	63	71	112	*70	.398	.366
1974	St. Louis	.306	153	635	105	194	25	7	3	48	61	88	*118	.381	.368
1975	St. Louis	.309	136	528	78	163	27	6	3	47	38	64	56	.400	.359
1976	St. Louis	.301	133	498	73	150	24	5	4	67	35	75	56	.394	.348
1977	St. Louis	.272	141	489	69	133	22	6	2	46	30	74	35	.354	.317
1978	St. Louis	.221	92	298	31	66	9	0	0	12	17	29	17	.252	.263
1979	St. Louis	.304	120	405	56	123	15	4	5	38	23	43	21	.398	.346
MAJOR TOTALS		.293	2616	10332	1610	3023	486	141	149	900	761	1730	938	.410	.344

\*Led league

+Tied for league lead.

WORLD SERIES RECORD

Year	Club/Opp.	AVG	G	AB	R	H	2B	3B	HR	RBI	BB	SO	SB	SLG	OBP
1964	St.L. vs. N.Y.	.300	7	30	2	9	2	0	1	5	0	3	0	.467	.300
1967	St.L. vs. Bos.	.414	7	29	8	12	2	1	1	3	2	3	7	.655	.452
1968	St.L. vs. Det.	.464	7	28	6	13	3	1	2	5	3	4	7	.857	.516
W.S. TOTALS		.391	21	87	16	34	7	2	4	13	5	10	14	.655	.424

ALL-STAR RECORD

Year	Club	AVG	G	AB	R	H	2B	3B	HR	RBI	BB	SO	SB	SLG	OBP
1967	National	.000	1	2	0	0	0	0	0	0	0	0	0	.000	.000
1971	National	.000	1	1	0	0	0	0	0	0	0	0	0	.000	.000
1972	National	SELECTED, DID NOT PLAY													
1974	National	1.000	1	1	1	1	0	0	0	0	0	0	1	1.000	1.000
1975	National	.333	1	3	1	1	0	0	0	0	0	0	1	.333	.333
1979	National	1.000	1	1	0	1	0	0	0	0	0	0	0	1.000	1.000
A.S. TOTALS		.375	5	8	2	3	0	0	0	0	0	0	2	.375	.375

PROMINENT CARDINALS WHO WORE NO. 20

- Burleigh Grimes, 1933-34
- George Munger, 1946-52
- Wally Moon, 1954-58

HISTORY

**Retired Numbers**

**WHITEY HERZOG**  
**MANAGER**
**24**
**FULL NAME:** Dorrel Norman Elvert Herzog

**BORN:** 11/9/1931 at New Athens, Illinois

**YEARS WITH CARDINALS:** 1980-90

**NUMBER RETIRED:** 2010

Baseball in St. Louis was reborn in the 1980s under Whitey Herzog.

A native of New Athens, Ill., in the Metro East area of St. Louis, Herzog managed the Cardinals from 1980 to 1990. He ranks third in franchise history with 822 victories – trailing only Tony La Russa (1,408) and Red Schoendienst (1,041) – and his teams won three National League pennants and the 1982 World Series.

Hand-picked by club president August Busch Jr., Herzog took over the Redbirds on June 9, 1980. Two months later, Herzog turned over his on-field managerial duties to become general manager and have more direct involvement in player personnel. He assumed the dual role of field manager and general manager in October.

At the winter meetings that December, Herzog began to transform the Cardinals with three blockbuster trades involving 21 players. He envisioned a team built on speed and defense in spacious Busch Stadium.

St. Louis posted the best record in the N.L. in 1981 but finished second in the Eastern Division in both halves of the strike-interrupted season and did not make the playoffs. Herzog relinquished his general manager duties on Opening Day of the 1982 season. The Cardinals went on to win the World Series with a thrilling seven-game victory over the Milwaukee Brewers. It marked the franchise's first championship in 15 years.

Two more pennants followed in 1985 and 1987. Meanwhile, fans flocked to Busch Stadium to watch the Cardinals' entertaining style of play that became known as "Whiteyball." In Herzog's eight full seasons as skipper, St. Louis drew at least 2.4 million spectators annually while topping the 3-million plateau for the first two times in club annals (1987 and 1989). Herzog, who valued his sterling relationship with Busch, resigned July 5, 1990, less than a year after Busch died, and did not manage again.

Before coming to St. Louis, Herzog managed the Texas Rangers (1973), California Angels (1974 on an interim basis) and Kansas City Royals (1975-79). The Royals won three straight American League Western Division titles from 1976 to 1978 but fell to the New York Yankees in the League Championship Series all three times.

Herzog's lifetime managerial record was 1,281-1,125, a .532 winning percentage. His win total ranks 37th on baseball's all-time list through 2017. He was named the 1982 Major League Manager of the Year and 1985 N.L. Manager of the Year. The charismatic "White Rat" also spent time as a big league coach, farm system director and scout and briefly served as general manager of the Angels in 1993 and 1994.

Primarily an outfielder during an eight-year big-league playing career, Herzog batted .257 with 25 home runs and 172 RBI for the Washington Senators (1956-58), Kansas City Athletics (1958-60), Baltimore Orioles (1961-62) and Detroit Tigers (1963).

As a minor leaguer with the McAlester (Okla.) Rockets in 1949, Herzog was christened with the name "Whitey" by sportscaster Bill Speith for his light-colored hair.

Herzog was elected to the National Baseball Hall of Fame in 2010 by the Veterans Committee. Two days before the enshrinement ceremonies July 25, Cardinals chairman Bill DeWitt Jr. announced that Herzog's number 24 would be retired by the organization. Herzog wore No. 3 in 1980, but infielder Ken Oberkfell gave up No. 24 after the season and Herzog took it. Herzog was voted the manager on the All-Busch Stadium II team in 2005 and was an inaugural member of the Cardinals' Hall of Fame in 2014.



Whitey Herzog

## MANAGERIAL RECORD

Year	Club	W	L	PCT.	FINISH
1973	Texas	47	91	.341	6th
1974	California	2	2	.500	6th
1975	Kansas City	41	25	.621	2nd
1976	Kansas City	90	72	.556	1st
1977	Kansas City	102	60	.630	1st
1978	Kansas City	92	70	.568	1st
1979	Kansas City	85	77	.525	2nd
1980	St. Louis	38	35	.521	4th
1981	St. Louis	59	43	.578	1st*
1982	St. Louis	92	70	.568	1st
1983	St. Louis	79	83	.488	4th
1984	St. Louis	84	78	.519	3rd
1985	St. Louis	101	61	.623	1st
1986	St. Louis	79	82	.491	3rd
1987	St. Louis	95	67	.586	1st
1988	St. Louis	76	86	.469	5th
1989	St. Louis	86	76	.531	3rd
1990	St. Louis	33	47	.413	6th
ST. LOUIS TOTALS		822	728	.530	
MAJOR TOTALS		1281	1125	.532	

\* Split season due to players' strike. Cardinals finished second in both halves but had best overall record in Eastern Division.

## PROMINENT CARDINALS WHO WORE NO. 24

- Dick Groat, 1963-65
- Rick Ankiel, 2007-09
- Ken Oberkfell, 1977-80



## Retired Numbers

**BRUCE SUTTER**  
PITCHER**42****FULL NAME:** Howard Bruce Sutter**HEIGHT:** 6-2    **WEIGHT:** 190    **BATS:** Right    **THROWS:** Right**BORN:** 1/8/53 at Lancaster, Pennsylvania**YEARS WITH CARDINALS:** 1981-84**NUMBER RETIRED:** 2006

Bruce Sutter was a pioneer whose journey landed him in Cooperstown.

The right-handed lights-out closer, who made the split-fingered fastball famous, was elected to the National Baseball Hall of Fame in 2006. He became the fourth reliever enshrined into baseball's hallowed ground, following Hoyt Wilhelm (1985), Rollie Fingers (1992) and Dennis Eckersley (2004). Sutter was the first player never to start a game to be selected.

Sutter pitched for the Cardinals from 1981 to 1984. Acquired from the Chicago Cubs on Dec. 9, 1980, in exchange for first baseman Leon Durham, third baseman Ken Reitz and minor-league third baseman Ty Waller, Sutter proved to be a key acquisition for general manager and manager Whitey Herzog in his transformation of the Cardinals from underachievers to World Champions.

During the strike-shortened 1981 season, Sutter saved 25 games – the most by a St. Louis pitcher since the save became an officially recognized statistic in 1969. Chants of “Bruuuuuue!” bellowed throughout Busch Stadium every time he ran in from the bullpen. Sutter recorded 36 saves in 1982 and struck out Gorman Thomas of the Milwaukee Brewers to wrap up Game 7 of the World Series.

Sutter had 45 saves in 1985 to tie the Major League record – set by Dan Quisenberry of the Kansas City Royals two years earlier – that since has been eclipsed. The Cardinals elected not to re-sign Sutter after that season, and he moved on to the Atlanta Braves. He subsequently was hampered by shoulder problems that led to his retirement following the 1988 campaign at the age of 35.

Struggling in the minor leagues with Class-A Quincy (Ill.) in 1973, Sutter learned the revolutionary split-fingered pitch from former Cardinals' right-hander Fred Martin, then a Chicago minor-league pitching coach. The pitch, an offshoot of the forkball that Sutter was suited to throw because of his long fingers, aptly was described as “a fastball that winds up like a dead fish” because of its wicked forward spin.


By 1976, Sutter was in the big leagues with the Cubs. He won the 1979 N.L. Cy Young Award after amassing 37 saves and a 2.22 ERA with 110 strikeouts in 101.3 innings pitched. He was only the third reliever to be so honored, following Mark Marshall of the Los Angeles Dodgers in 1974 and Sparky Lyle of the New York Yankees in 1977.

In 12 major-league seasons, Sutter totaled 300 saves to rank third on baseball's all-time list at the time of his retirement and tied for 26th through 2017. He worked more than one inning for 188 of his rescues and surpassed 100 innings pitched in a season on five occasions, with one more year at 99. Sutter led the Senior Circuit in saves in 1979, 1980, 1981, 1982 and 1984. He was a six-time All-Star – appearing in four games and earning two wins (1978 and 1979) and two saves (1980 and 1981) while not allowing a run – and received the Rolaids Relief Man Award four times.

Sutter's four-year St. Louis save total of 127 established a franchise record and now ranks fourth behind Jason Isringhausen (217), Lee Smith (160) and Todd Worrell (129). Sutter was voted the relief pitcher on the All-Busch Stadium II team in 2005 and was an inaugural member of the Cardinals' Hall of Fame in 2014.



## Retired Numbers



## BOB GIBSON

### PITCHER

# 45

**FULL NAME:** Robert Gibson

**HEIGHT:** 6-1    **WEIGHT:** 195    **BATS:** Right    **THROWS:** Right

**BORN:** 11/9/35 at Omaha, Nebraska

**YEARS WITH CARDINALS:** 1959-75

**NUMBER RETIRED:** 1975

Bob Gibson ranks as the greatest pitcher in Cardinals' history. A glance at the record book supports the claim. On the franchise's career lists, the right-hander ranks first in wins (251), games started (482), complete games (255), shutouts (56), innings pitched (3,885.1) and strikeouts (3,117). He is second in games pitched (528) and tied for ninth in ERA (2.91).

An outstanding athlete, Gibson played with the Harlem Globetrotters before arriving in St. Louis to stay in 1961. Three years later, he posted a 19-12 record with a 3.01 ERA in helping the Cardinals win the National League pennant. After losing Game 2 of the World Series to the New York Yankees, Gibson posted complete-game victories in Game 5 (5-2 in 10 innings) and Game 7 (7-5) and earned series Most Valuable Player honors.

Gibson was on his way to another banner season in 1967 when a line drive off the bat of Pittsburgh Pirates' outfielder Roberto Clemente on July 15 broke Gibson's right leg. He was sidelined 52 days but returned to pitch the N.L. pennant clincher against the Philadelphia Phillies on Sept. 18. In the Cardinals' World Series victory over the Boston Red Sox, Gibson went 3-0 with a 1.00 ERA, three complete games and 26 strikeouts to again be named series MVP.

The postseason dominance was a sign of things to come. In 1968, Gibson authored the greatest season by a pitcher in modern history. His 1.12 ERA established an all-time record for 300 or more innings. Gibson posted a 22-9 record with league-leading totals of 13 shutouts and 268 strikeouts. During one stretch, he surrendered merely two earned runs over 95 innings. Gibson was named the N.L. Cy Young Award winner and MVP. For an encore, Gibson set a record with 17 strikeouts in Game 1 of the World Series against the Detroit Tigers (a 4-0 victory). He pitched two more complete games (winning Game 4 by the score of 10-1 before losing Game 7 by a 4-1 margin) to run his streak to a record eight straight distance-going performances. Gibson totaled 35 strikeouts in the three games to establish a Fall Classic standard.

Gibson won his second Cy Young Award in 1970 on the strength of a 23-7 record and 3.12 ERA. He fired a no-hitter against Pittsburgh on Aug. 14, 1971, winning 11-0 at Three Rivers Stadium, and became the second pitcher in baseball history to record 3,000 career strikeouts July 17, 1974 (following Walter Johnson of the Washington Senators).

Accompanying his blazing fastball and pinpoint control was an intense demeanor. Gibson was a complete pitcher, socking 24 home runs and winning nine Gold Glove Awards. The nine-time N.L. All-Star was a first-ballot National Baseball Hall of Fame inductee in 1981 and an inaugural member of the Cardinals Hall of Fame in 2014. He was selected to the Major League Baseball All-Century team in 1999 and voted the starting pitcher on the All-Busch Stadium II team in 2005. In 2015, Gibson was voted by the fans as a member of Franchise Four, joining Lou Brock, Rogers Hornsby and Stan Musial as one of the most impactful players who best represented the history of the Cardinals.

"Gibby" served as pitching coach for the New York Mets (1981) and Atlanta Braves (1982-84) and bullpen coach for St. Louis (1995). He also has done some broadcasting and has been a special instructor for the Cardinals since 1996.



Bob Gibson

COMPLETE RECORD

Year	Club	W-L	ERA	G	GS	CG	SHO	SV	IP	H	R	ER	BB	SO	BA
1957	Omaha	2-1	4.29	10	4	0	---	---	42.0	46	26	20	27	25	---
	Columbus	4-3	3.77	8	8	2	---	---	43.0	36	26	18	34	24	---
1958	Omaha	3-4	3.31	13	11	2	---	---	87.0	79	45	32	39	47	---
	Rochester	5-5	2.45	20	11	7	---	---	103.0	88	35	28	54	75	---
1959	Omaha	9-9	3.07	24	18	10	---	---	135.0	128	59	46	46	98	---
	St. Louis	3-5	3.33	13	9	2	1	0	75.2	77	35	28	39	48	.273
1960	Rochester	2-3	2.85	6	6	3	---	---	41.0	33	15	13	17	36	---
	St. Louis	3-6	5.61	27	12	2	0	0	86.2	97	61	54	48	69	.284
1961	St. Louis	13-12	3.24	35	27	10	2	1	211.1	186	91	76	119	166	.239
1962	St. Louis	15-13	2.85	32	30	15	+5	1	233.2	174	84	74	95	208	.204
1963	St. Louis	18-9	3.39	36	33	14	2	0	254.2	224	110	96	96	204	.233
1964	St. Louis	19-12	3.01	40	36	17	2	1	287.1	250	106	96	86	245	.232
1965	St. Louis	20-12	3.07	38	36	20	6	1	299.0	243	110	102	103	270	.222
1966	St. Louis	21-12	2.44	35	35	20	+5	0	280.1	210	90	76	78	225	.207
1967	St. Louis	13-7	2.98	24	24	10	2	0	175.1	151	62	58	40	147	.231
1968	St. Louis	22-9	*1.12	34	34	28	*13	0	304.2	198	49	38	62	*268	*.184
1969	St. Louis	20-13	2.18	35	35	*28	4	0	314.0	251	84	76	95	269	.219
1970	St. Louis	+23-7	3.12	34	34	23	3	0	294.0	262	111	102	88	274	.237
1971	St. Louis	16-13	3.04	31	31	20	+5	0	245.2	215	96	83	76	185	.232
1972	St. Louis	19-11	2.46	34	34	23	4	0	278.0	226	83	76	88	208	.224
1973	St. Louis	12-10	2.77	25	25	13	1	0	195.0	159	71	60	57	142	.224
1974	St. Louis	11-13	3.83	33	33	9	1	0	240.0	236	111	102	104	129	.259
1975	St. Louis	3-10	5.04	22	14	1	0	2	109.0	120	66	61	62	60	.287
MAJOR TOTALS		251-174	2.91	528	482	255	56	6	3884.1	3279	1420	1258	1336	3117	.228

\* Led League

+ Tied for League Lead.

WORLD SERIES RECORD

Year	Club/Opp.	W-L	ERA	G	GS	CG	SHO	SV	IP	H	R	ER	BB	SO	BA
1964	St. L. vs. N.Y.	2-1	3.00	3	3	2	0	0	27.0	23	11	9	8	31	---
1967	St. L. vs. Bos.	3-0	1.00	3	3	3	1	0	27.0	14	3	3	5	26	---
1968	St. L. vs. Det.	2-1	1.67	3	3	3	1	0	27.0	18	5	5	4	35	---
W.S. TOTALS		7-2	1.89	9	9	8	2	0	81.0	55	19	17	17	92	---

ALL-STAR RECORD

Year	Club	W-L	ERA	G	GS	CG	SHO	SV	IP	H	R	ER	BB	SO	BA
1962	National	0-0	4.50	2	0	0	0	0	2.0	1	1	1	2	1	---
1965	National	0-0	0.00	1	0	0	0	1	2.0	2	0	0	1	3	---
1966	National	SELECTED, DID NOT PLAY													
1967	National	0-0	0.00	1	0	0	0	0	2.0	2	0	0	0	2	---
1968	National	SELECTED, DID NOT PLAY													
1969	National	0-0	9.00	1	0	0	0	0	1.0	2	1	1	1	2	---
1970	National	0-0	9.00	1	0	0	0	0	2.0	3	2	2	1	2	---
1972	National	0-0	0.00	1	1	0	0	0	2.0	1	0	0	0	0	---
A.S. TOTALS		0-0	3.27	7	1	0	0	1	11.0	11	4	4	5	10	---


PROMINENT CARDINALS WHO WORE NO. 45

- Von McDaniel, 1957-58

HISTORY



## Retired Numbers



## ROGERS HORNSBY

### SECOND BASEMAN/MANAGER

**FULL NAME:** Rogers Hornsby

**HEIGHT:** 5-11    **WEIGHT:** 175    **BATTED:** Right    **THREW:** Right

**BORN:** 4/27/1896 at Winters, Texas

**DIED:** 1/5/1963 at Chicago, Illinois

**YEARS WITH CARDINALS:** 1915-26, 1933

**NUMBER RETIRED:** 1997 (The Cardinals did not have numbers on their uniforms during Hornsby's tenure.)

Since 1900, only two players have batted .400 on three occasions – Ty Cobb and Rogers Hornsby.

And only two players have won multiple Triple Crowns – Ted Williams and Hornsby.

Primarily a second baseman during his 23-year career, Hornsby batted .401 in 1922, .403 in 1925 and .424 (a modern-day record) in 1924. He is the lone player in Cardinals' history to reach the coveted plateau. Hornsby led the National League in batting six consecutive seasons from 1920 to 1925, compiling a .397 average during that span. From 1921 to 1925, his average was .402, making him the only player ever to bat .400 over a five-year period.

Arguably the greatest right-handed batter of all time, Hornsby won the Triple Crown in 1922 and 1925. The first time, he batted .401 with 42 home runs (then an N.L. record) and 152 RBI while setting club records that still stand of 141 runs, 250 hits, 450 total bases, a .756 slugging percentage and a 33-game hitting streak. The second time, Hornsby had a .403 average with 39 homers and 139 RBI en route to being named the N.L. Most Valuable Player.

"The Rajah" spent the first 12 years of his career in St. Louis, leading the league in slugging percentage seven times; total bases six times; hits, doubles and RBI four times; runs three times; triples and home runs twice; and walks once. He was well known for refusing to go to movies because he thought the "strain" of watching the screen in darkness would hinder his eyesight.

On June 1, 1925, Hornsby took over as manager of the Cardinals, replacing Branch Rickey. Hornsby continued in the dual role in 1926 and piloted the club to an 89-65 record and its first-ever World Championship, a seven-game victory over the New York Yankees. He tagged out Babe Ruth attempting to steal second base for the final out of Game 7, calling the play that clinched the 3-2 victory "the biggest thrill of my baseball career."

An outspoken individual, Hornsby at times was critical of owner Sam Breadon. Eventually, Breadon had enough, and on Dec. 26, 1926, Hornsby was traded to the New York Giants for infielder Frankie Frisch (who had had a falling out with his manager, John McGraw) and pitcher Jimmy Ring.

Hornsby subsequently played for and managed the Boston Braves (1928) and Chicago Cubs (1929-32), winning a second MVP Award in 1929, before returning to the Cardinals in 1933. His second stint, however, lasted just three months before Hornsby was released to become manager of the cross-town Browns. He remained in the Browns' dugout until midway through the 1937 season. Hornsby returned to manage the Browns for the first two months of the 1952 campaign before moving on to the Cincinnati Reds for roughly a season and a half.

On the Cardinals' career lists, Hornsby ranks first in batting average (.359), second in triples (143), third in hits (2,110), fourth in runs (1,089) and total bases (3,342), fifth in doubles (367), seventh in home runs (193) and walks (662), and 10th in at-bats (5,881) and RBI (806). His 30 career inside-the-park home runs are the most in club annals, while he is tied for third with seven grand slams.

Hornsby, whose lifetime batting average of .358 is the highest of any right-handed batter and second only to Cobb's .366 among all players, was inducted into the National Baseball Hall of Fame in 1942. He was selected to the Major League Baseball All-Century team in 1999 and was an inaugural member of the Cardinals Hall of Fame in 2014. In 2015, Hornsby was voted by the fans as a member of Franchise Four, joining Lou Brock, Bob Gibson and Stan Musial as one of the most impactful players who best represented the history of the Cardinals.



Rogers Hornsby

COMPLETE RECORD

Year	Club	AVG	G	AB	R	H	2B	3B	HR	RBI	BB	SO	SB	SLG	OBP
1915	St. Louis (NL)	.246	18	57	5	14	2	0	0	4	2	6	0	.281	.271
1916	St. Louis (NL)	.313	139	495	63	155	17	15	6	65	40	63	17	.444	.369
1917	St. Louis (NL)	.327	145	523	86	171	24	*17	8	66	45	34	17	*.484	.385
1918	St. Louis (NL)	.281	115	416	51	117	19	11	5	60	40	43	8	.416	.349
1919	St. Louis (NL)	.318	138	512	68	163	15	9	8	71	48	41	17	.430	.384
1920	St. Louis (NL)	*.370	149	589	96	*218	*44	20	9	+94	60	50	12	*.559	*.431
1921	St. Louis (NL)	*.397	154	592	*131	*235	*44	+18	21	*126	60	48	13	*.639	*.458
1922	St. Louis (NL)	*.401	154	623	*141	*250	*46	14	*42	*152	65	50	17	*.722	*.459
1923	St. Louis (NL)	*.384	107	424	89	163	32	10	17	83	55	29	3	*.627	*.459
1924	St. Louis (NL)	*.424	143	536	+121	*227	*43	14	25	94	*89	32	5	*.696	*.507
1925	St. Louis (NL)	*.403	138	504	133	203	41	10	*39	*143	83	39	5	*.756	*.489
1926	St. Louis (NL)	.317	134	527	96	167	34	5	11	93	61	39	3	.463	.388
1927	New York (NL)	.361	155	568	+133	205	32	9	26	125	*86	38	9	.586	*.448
1928	Boston (NL)	*.387	140	486	99	188	42	7	21	94	*107	41	5	*.632	*.498
1929	Chicago (NL)	.380	156	602	*156	229	47	8	39	149	87	65	2	*.679	.459
1930	Chicago (NL)	.308	42	104	15	32	5	1	2	18	12	12	0	.433	.385
1931	Chicago (NL)	.331	100	357	64	118	37	1	16	90	56	23	1	.574	.421
1932	Chicago (NL)	.224	19	58	10	13	2	0	1	7	10	4	0	.310	.357
1933	St. Louis (NL)	.325	46	83	9	27	6	0	2	21	12	6	1	.470	.423
	St. Louis (AL)	.333	11	9	2	3	1	0	1	2	2	1	0	.778	.455
1934	St. Louis (AL)	.304	24	23	2	7	2	0	1	11	7	4	0	.522	.484
1935	St. Louis (AL)	.208	10	24	1	5	3	0	0	3	3	6	0	.333	.296
1936	St. Louis (AL)	.400	2	5	1	2	0	0	0	2	1	0	0	.400	.500
1937	St. Louis (AL)	.321	20	56	7	18	3	0	1	11	7	5	0	.429	.397
MAJOR TOTALS		.358	2259	8173	1579	2930	541	169	301	1584	1038	679	135	.577	.434

\*Led league

+Tied for League Lead

WORLD SERIES RECORD

Year	Club/Opp.	AVG	G	AB	R	H	2B	3B	HR	RBI	BB	SO	SB	SLG	OBP
1926	St.L. vs. N.Y.	.250	7	28	2	7	1	0	0	4	2	2	1	---	---
1929	Chi. vs. Phi.	.238	5	21	4	5	1	1	0	1	1	8	0	---	---
W.S. TOTALS		.245	12	49	6	12	2	1	0	5	3	10	1	---	---

.400 HITTERS SINCE 1900

Year	Player	AVG
1901	Nap Lajoie, Philadelphia A's	.422
1911	Ty Cobb, Detroit Tigers	.420
1911	Joe Jackson, Chicago White Sox	.408
1912	Ty Cobb, Detroit Tigers	.410
1920	George Sisler, St. Louis Browns	.407
1922	George Sisler, St. Louis Browns	.420
<b>1922</b>	<b>Rogers Hornsby, St. Louis Cardinals.</b>	<b>.401</b>
1922	Ty Cobb, Detroit Tigers	.401
1923	Harry Heilmann, Detroit Tigers	.403
<b>1924</b>	<b>Rogers Hornsby, St. Louis Cardinals.</b>	<b>.424</b>
<b>1925</b>	<b>Rogers Hornsby, St. Louis Cardinals.</b>	<b>.403</b>
1930	Bill Terry, New York Giants	.401
1941	Ted Williams, Boston Red Sox	.406

TRIPLE CROWN WINNERS SINCE 1900

Year	Player, Team	AVG	HR	RBI
1901	Nap Lajoie, PHI (AL)	.422	14	125
1909	Ty Cobb, DET	.377	9	115
1912	Heinie Zimmerman, CHI (NL)	.372	14	98
<b>1922</b>	<b>Rogers Hornsby, STL (NL)</b>	<b>.401</b>	<b>42</b>	<b>152</b>
<b>1925</b>	<b>Rogers Hornsby, STL (NL)</b>	<b>.403</b>	<b>39</b>	<b>143</b>
1933	Jimmie Foxx, PHI (AL)	.356	48	163
1933	Chuck Klein, PHI (NL)	.368	28	120
1934	Lou Gehrig, NY (AL)	.363	49	165
<b>1937</b>	<b>Joe Medwick, STL (NL)</b>	<b>.374</b>	<b>31</b>	<b>154</b>
1942	Ted Williams, BOS (AL)	.356	36	137
1947	Ted Williams, BOS (AL)	.343	32	114
1956	Mickey Mantle, NY (AL)	.353	52	130
1966	Frank Robinson, BAL	.316	49	122
1967	Carl Yastrzemski, BOS	.326	44	121
2012	Miguel Cabrera, DET	.330	44	139

## Retired Numbers


**AUGUST A. BUSCH JR.**  
**PRESIDENT**
**85**
**FULL NAME:** August Anheuser Busch, Jr.

**BORN:** 3/28/1899 at St. Louis, Missouri

**DIED:** 9/29/89 at St. Louis, Missouri

**YEARS WITH CARDINALS:** 1953-89

**NUMBER RETIRED:** 1984

August A. Busch Jr.'s reign as president of the Cardinals was marked by success on and off the field. Between 1953 and 1989, the Cardinals won three World Championships (1964, 1967 and 1982) and three additional National League pennants (1968, 1985 and 1987). They also forged the reputation of having the classiest organization in Major League Baseball.

Busch purchased the franchise from Fred Saigh on Feb. 20, 1953. Busch was president of Anheuser-Busch brewery, which benefited from the acquisition of the ball club. Although he didn't devote a tremendous amount of time to baseball-related matters early on, by the 1960s Busch had grown tired of the Cardinals routinely finishing no higher than the middle of the pack in the N.L.

After winning the 1964 World Series over the New York Yankees, Busch was instrumental in the building of Busch Stadium II. The \$26 million ballpark opened May 12, 1966, with a 4-3 victory over the Atlanta Braves in 12 innings and became the foundation of a rejuvenated downtown. In 1967, the Cardinals surpassed 2,000,000 in home attendance for the first time in franchise history.

Busch retired as leader of the brewery in 1975, handing over control to his son, August III. The Cardinals failed to win during the 1970s, leaving Busch anxious for the ball club to return to prominence. He made arguably his best baseball decision June 9, 1980, when he hired Whitey Herzog as manager. Busch and Herzog enjoyed a sterling relationship that played a major role in the Cardinals' renewed success. Home attendance soared, with the club drawing 3,000,000-plus fans in both 1987 and 1989.

Throughout his ownership of the Cardinals, "Gussie" was one of the city of St. Louis' most-popular citizens. He was a regular at home games, and on special occasions would ride around the stadium atop a Budweiser wagon pulled by a team of signature Anheuser-Busch Clydesdales.

The Cardinals retired the number 85 in Busch's honor in conjunction with his 85th birthday in 1984. He died Sept. 29, 1989, at the age of 90. August III subsequently served as chief executive until Anheuser-Busch sold the club to the current ownership group March 21, 1996. August Jr. was an inaugural member of the Cardinals' Hall of Fame in 2014.

“That’s a winner!”



## JACK BUCK BROADCASTER

**FULL NAME:** John Francis Buck

**BORN:** 8/21/1924 at Holyoke, Massachusetts

**DIED:** 6/18/2002 at St. Louis, Missouri

**YEARS WITH CARDINALS:** 1954-59, 1961-2001

**NUMBER RETIRED:** 2002

He never swung a bat or threw a pitch, yet Jack Buck ranks as one of the most popular individuals ever associated with the Cardinals – perhaps the most popular.

Buck served as the “Voice of the Cardinals” on KMOX Radio for 47 years (1954-59 and 1961-2001). He was behind the microphone for some of the franchise’s most-memorable moments: Bob Gibson’s no-hitter in 1971, Lou Brock’s 105th stolen base in 1974 and Mark McGwire’s 61st home run in 1998. And his legendary call of Ozzie Smith’s game-winning home run in Game 5 of the 1985 National League Championship Series against the Los Angeles Dodgers, when Buck told St. Louis fans to “Go crazy, folks! Go crazy,” still sends chills up Cardinals’ fans spines every time it is replayed.

Through it all, Buck’s signature phrase after every Cardinals’ victory was “That’s a winner.”

From 1954 to 1969, Buck worked alongside another legend, Harry Caray, to form what is widely regarded as the best baseball broadcast duo ever assembled. From 1972 to 2001, Buck teamed with former Cardinals’ third baseman Mike Shannon, and the pair became as synonymous with St. Louis baseball as Stan Musial and Bob Gibson. Beginning in 1991, Buck had the pleasure of calling games with his son, Joe, who now is the lead baseball and football announcer for FOX Sports television.

Buck received the Ford C. Frick Award from the National Baseball Hall of Fame in 1987 and was an inaugural member of the Cardinals’ Hall of Fame in 2014.

There was more to Buck than Cardinals baseball. He broadcast seven World Series for CBS Radio. His most-famous non-St. Louis call came in Game 1 of the 1988 Fall Classic when an injured Kirk Gibson hit a game-winning pinch-hit homer for the Dodgers against the Oakland A’s. “Unbelievable!” Buck exclaimed. “I don’t believe what I just saw.” Buck was CBS television’s lead play-by-play announcer in 1990 and 1991.

Buck enjoyed a distinguished football broadcasting career, as well. He was the radio voice of Monday Night Football for CBS from 1978 to 1995, working with Pro Football Hall of Fame coach Hank Stram. Buck called one of the most famous games ever, the 1967 Ice Bowl between the Dallas Cowboys and Green Bay Packers, for CBS television. Buck, whose total of 17 Super Bowl broadcasts is the most of any announcer, received the Pete Rozelle Award from the Pro Football Hall of Fame in 1996.

In addition, Buck announced basketball and hockey over the course of his career and also worked with Chris Schenkel on the Pro Bowler’s Tour. Outside of sports, he served as the original host of “At Your Service” on KMOX, a program that essentially started the phenomenon of talk radio.

Buck’s popularity extended well beyond his trademark gravelly voice. Fans from coast to coast, but particularly those in St. Louis, knew him as a tremendously generous man who made time for everyone. He was named St. Louis’ Citizen of the Year in 2000 for his contributions to the community. Late in his life, Buck became interested in writing poetry, and he authored a piece called “For America” that he read to the crowd at Busch Stadium prior to the Cardinals’ first game following the Sept. 11, 2001, terrorist attacks. Buck passed away June 18, 2002, and some 10,000 fans attended his public memorial service at Busch Stadium.

# HALL OF FAME MANAGERS


A key factor in the Cardinals' consistent success has been the leadership of outstanding field managers. For proof, look no further than the franchise's 10 winningest skippers – eight of them have been inducted into the National Baseball Hall of Fame.

While it is recognized that some of the managers earned induction into baseball's ultimate shrine for their accomplishments away from St. Louis or for their playing careers, the fact remains that the Cardinals have regularly employed Cooperstown-worthy individuals.

Following is a thumbnail sketch of each of the eight Hall of Famers, listed by victories in a St. Louis uniform:

## TONY LA RUSSA

**1st – 1,408 wins / 1996-2011 / Hall of Fame 2014**



La Russa became the winningest manager in franchise history August 31, 2007, surpassing Red Schoendienst with No. 1,042. The Cardinals won eight division titles, three National League pennants as well as the 2006 and 2011 World Series in his 16-year tenure, the longest in franchise history. Prior to the Cardinals, La Russa managed the Chicago White Sox (1979-86) and Oakland A's (1986-95). Over 33 seasons, he amassed 2,728 victories, ranking third in Major League Baseball history behind Connie Mack (3,731) and John McGraw (2,763). La Russa managed 5,097 games, second to Mack (7,755). La Russa is the only manager to win multiple pennants in both leagues and one of just two to win a World Championship in both, following Sparky Anderson. La Russa's 70 postseason victories (50 with St. Louis, 19 with Oakland and 1 with Chicago) rank second to Joe Torre's 84 among big league skippers.

## RED SCHOENDIENST

**2nd – 1,041 wins / 1965-76, 1980, 1990 / Hall of Fame 1989**



Schoendienst served as a coach on the Cardinals' 1964 World Championship team and was named manager when Johnny Keane resigned at the conclusion of the season. Schoendienst piloted St. Louis to a World Series victory in 1967 followed by another National League pennant in 1968 and went on to occupy the manager's office for 12 years. After a stint as coach with the Oakland A's in 1977 and 1978, Schoendienst came back to St. Louis as a coach from 1979 to 1995. He filled in as interim manager in 1980 and 1990. Previously, Schoendienst played for the Cardinals from 1945 to 1956 and again from 1961 to 1963, becoming one of the best hitting and fielding second basemen of all time. A 10-time N.L. All-Star, Schoendienst socked a game-winning home run in the 14th inning of the 1950 Mid-Summer Classic.

## WHITEY HERZOG

**3rd – 822 wins / 1980-90 / Hall of Fame 2010**



Baseball in St. Louis was reborn in the 1980s under Herzog. His teams won three National League pennants (1982, 1985 and 1987) and the 1982 World Series, the franchise's first championship in 15 years. Herzog took over the Redbirds on June 9, 1980, and that December, in the dual role of field manager and general manager, he began to transform the ball club with three blockbuster trades involving 21 players. Fans subsequently flocked to Busch Stadium to watch the Cardinals' entertaining style of play that became known as "Whiteyball." In Herzog's eight full seasons as skipper, St. Louis drew at least 2.4 million spectators annually while topping the 3-million plateau for the first two times in club annals (1987 and 1989). Before coming to St. Louis, Herzog managed the Texas Rangers (1973), California Angels (1974 on an interim basis) and Kansas City Royals (1975-79).



# HALL OF FAME MANAGERS

## BILLY SOUTHWORTH


**4th – 620 wins / 1929, 1940-45 / Hall of Fame 2009**



Southworth piloted Cardinals teams that won the World Series in 1942 and 1944, sandwiched around a third National League pennant in 1943. St. Louis won a franchise-best 106 games in 1942, followed by back-to-back 105-win seasons, marking the best three-year run in team annals. Furthermore, a Redbird won the N.L. Most Valuable Player Award each of those years: pitcher Mort Cooper in 1942, outfielder Stan Musial in 1943 and shortstop Marty Marion in 1944. Southworth's winning percentage of .642 tops the Cardinals' record book. After leaving St. Louis, Southworth managed the Boston Braves from 1946 to 1951, capturing the N.L. pennant in 1948. His lifetime winning percentage of .597 (1,044-704 record) ranks fifth on baseball's all-time list, trailing Joe McCarthy (.615), Jim Mutrie (.611), Charlie Comiskey (.608) and Frank Selee (.598).

## FRANKIE FRISCH

**T6th – 458 wins / 1933-38 / Hall of Fame 1947**



The 1934 Cardinals – the collection of swashbuckling players dubbed the Gas House Gang – won the World Series with a roster that featured seven future Hall of Famers. The leader of the posse was Frisch, who filled the two-fold role of second baseman and manager for six seasons. The 1931 National League Most Valuable Player posted a winning record in each of his four full campaigns, recording 95 victories in 1934 and 96 the following year. Frisch, who played in the major leagues for 19 years with the New York Giants (1919-26) and Cardinals (1927-37), finished with 2,880 career hits and a .316 batting average, the highest ever for a switch-hitter. He played on two World Championship teams with each organization and was a member of the first three N.L. All-Star teams from 1933 to 1935. Frisch later managed the Pittsburgh Pirates (1940-46)

and Chicago Cubs (1949-51).

## BRANCH RICKEY

**T6th – 458 wins / 1919-25 / Hall of Fame 1967**



Certainly, Rickey is most known for his role in Jackie Robinson breaking Major League Baseball's color barrier and for creating and sustaining the first significant farm system. But during his quarter-century as manager and vice president of the Cardinals from 1917 to 1942, Rickey transformed the once-downtrodden franchise into a bona fide winner. With Rickey as manager, St. Louis finished as high as third in the National League in 1921 and 1922, but a foundation was being laid that led to the franchise's first four World Championships (1926, 1931, 1934 and 1942) and two additional N.L. pennants (1928 and 1930). Rickey, who previously was manager of the St. Louis Browns from 1913 to 1915, went on to hold executive positions with the Brooklyn Dodgers (1943-50) and Pittsburgh Pirates (1950-55). He handpicked Robinson to become the

first African American to play in the big leagues in 1947.

### ST. LOUIS CARDINALS CAREER MANAGERIAL WINS

MANAGER	WINS	YEARS	HOF INDUCTION
Tony La Russa	1,408	1996-2011	2014
Red Schoendienst	1,041	1965-76, 1980, 1990	1989
Whitey Herzog	822	1980-90	2010
Billy Southworth	620	1929, 1940-45	2009
<b>Mike Matheny</b>	<b>544</b>	<b>2012-17</b>	–
Frankie Frisch	458	1933-38	1947
Branch Rickey	458	1919-25	1967
Eddie Dyer	446	1946-50	–
Joe Torre	351	1990-95	2014
Miller Huggins	346	1913-17	1964
Johnny Keane	317	1961-64	–

## HALL OF FAME MANAGERS

### JOE TORRE

**9th – 351 wins / 1990-95 / Hall of Fame 2014**



Torre was a standout catcher, first baseman and third baseman for the Cardinals from 1969 to 1974 and later manager during a time of transition. In 1971, he topped the National League with a .363 batting average and 137 RBI en route to being named Most Valuable Player. Torre batted .297 over the course of his 18-year career. Following managerial stints with the New York Mets (1977-81) and Atlanta Braves (1982-84), Torre returned to St. Louis to replace Whitey Herzog. He piloted the Cardinals to three winning seasons, including a second-place finish in the N.L. Eastern Division in 1991. Toward the end of his tenure, Anheuser-Busch made plans to sell the franchise, and Torre moved on to the New York Yankees (1996-2007). His Bronx teams made the playoffs in each of his 12 seasons and won four World Series: 1996, 1998, 1999 and 2000. Torre subsequently managed the Los Angeles Dodgers (2008 to 2010). His 84 postseason victories are the most all time.

### MILLER HUGGINS

**10th – 346 wins / 1913-17 / Hall of Fame 1964**



Like Joe Torre, Huggins enjoyed his ultimate success as manager of the New York Yankees. A second baseman for the Cardinals from 1910 to 1916, Huggins took on managerial duties as well in 1913. The following year, St. Louis wound up in third place in the National League with an 81-72 record, its best finish since 1891. Huggins went on to manage the Yankees from 1918 to 1929, winning the franchise's first World Series in 1923. Under Huggins, New York won six American League pennants and two additional World Championships (1927 and 1928) with their Murderer's Row lineup that included Babe Ruth and Lou Gehrig. It was Huggins who inserted Gehrig into the starting lineup on June 2, 1925, beginning his streak of 2,130 consecutive games played.

The two non-Hall of Famers on the Cardinals' top 10 wins list are current skipper Mike Matheny and Eddie Dyer.



In six seasons (2012-17), Matheny has amassed 544 wins to rank fifth. That's an average of 91 victories per year. Moreover, Matheny became the first manager in Major League Baseball history to take teams to the postseason in each of his first four full campaigns. The Cardinals won three consecutive National League Central Division championships from 2013 to 2015 and captured the N.L. pennant in 2013.



Dyer ranks eighth with 446 wins after piloting the Cardinals from 1946 to 1950. His .578 winning percentage is topped only by Billy Southworth among St. Louis managers at the helm for more than two seasons. Dyer's first team, which welcomed back players who served in World War II, captured the franchise's third World Championship in five seasons, and each of his next three squads finished second in the N.L. Dyer did not manage again after leaving the Redbirds.

Five other individuals who served as manager of the Cardinals are Hall of Famers: Roger Bresnahan (1909-12), Roger Connor (1896), Rogers Hornsby (1925-26), Bill McKechnie (1928-29) and Kid Nichols (1904-05).



## CARDINALS HALL OF FAME

The Cardinals Hall of Fame was established in January of 2014 to honor those individuals who have had a significant impact on the tradition-rich franchise.

Twenty-two individuals were automatically selected for the Hall of Fame in conjunction with its formation. Members of the inaugural class included those Cardinals enshrined in the National Baseball Hall of Fame, primarily as members of the Cardinals organization, and those individuals whose numbers have been retired by the franchise. (See list below.)

Outfielder Jim Edmonds, shortstop/manager Marty Marion, outfielder Willie McGee and player-turned-broadcaster Mike Shannon subsequently comprised the Class of 2014. Outfielder Curt Flood, pitcher Bob Forsch, coach/instructor George Kissell and catcher Ted Simmons made up the Class of 2015. Owner/president Sam Breadon, pitcher Chris Carpenter, outfielder Terry Moore and catcher/first baseman/third baseman/manager Joe Torre were selected as the Class of 2016. Outfielder Pepper Martin, catcher Tim McCarver and first baseman Mark McGwire made up the Class of 2017.

The Cardinals Hall of Fame currently consists of 37 members.

To be eligible for induction, an individual must have played for the Cardinals for at least three seasons and have been retired from Major League Baseball for at least three years. Eligible players are divided into two categories – modern players and veteran players. A veteran is a player who retired more than 40 years prior to the induction year.

Annually, the Cardinals convene a “red-ribbon committee” of experts to select six to 10 players to be placed on a ballot on Cardinals.com, where fans have the opportunity to vote for a period of six weeks. The two players with the most online votes will be inducted. The committee also picks a veteran player to be inducted. In addition, the Cardinals organization may choose from time to time to induct an important figure in franchise history, such as a coach, broadcaster or member of the front office, without a vote or committee selection.

Each member of the Cardinals Hall of Fame is permanently recognized in the Hall of Fame Gallery, located on the second floor of Cardinals Nation, just outside the entrance to the Cardinals Museum. The Hall of Fame Gallery is free and open to the public.

### CARDINALS HALL OF FAME MEMBERS

PLAYERS	POSITION	INDUCTED CARDS HOF	INDUCTED NATIONAL HOF	NUMBER RETIRED	YEARS WITH CARDINALS
Jim Bottomley	1B	2014	1974		1922-32
Ken Boyer	3B	2014		14	1955-65
Sam Breadon	Owner/President	2016			1920-47
Lou Brock	OF	2014	1985	20	1964-79
Jack Buck	Broadcaster	2014		Yes	1954-59, '61-2001
August Busch Jr.	Owner/President	2014		85	1955-1995
Chris Carpenter	RHP	2016			2004-12
Dizzy Dean	RHP	2014	1953	17	1930, '32-37
Jim Edmonds	OF	2014			2000-2007
Curt Flood	OF	2015			1958-69
Bob Forsch	RHP	2015			1974-88
Frank Frisch	INF	2014	1947		1927-37
Bob Gibson	RHP	2014	1981	45	1959-75
Chick Hafey	OF	2014	1971		1924-31
Jesse Haines	RHP	2014	1970		1920-37
Whitey Herzog	Manager	2014	2010	24	1980-90
Rogers Hornsby	INF	2014	1942	Yes	1915-26, '33
George Kissell	Coach/Instructor	2015			1940-42, 1946-2008
Tony La Russa	Manager	2014	2014	10	1996-2011
Marty Marion	SS	2014			1940-50
Pepper Martin	OF/3B	2017			1928, '30-40, '44
Tim McCarver	C	2017	2012		1959-61, '63-69, '73-74
Willie McGee	OF	2014			1982-90, '96-99
Mark McGwire	1B	2017			1997-2001
Joe Medwick	OF	2014	1968		1932-40, '47-48
Johnny Mize	1B	2014	1981		1936-41
Terry Moore	OF	2016			1935-42, 1946-48
Stan Musial	OF/1B	2014	1969	6	1941-44, '46-63
Branch Rickey	Executive	2014	1967		1919-25
Red Schoendienst	2B/Manager	2014	1989	2	1945-56, '61-63
Enos Slaughter	OF	2014	1985	9	1938-42, '46-53
Mike Shannon	3B/RF/Broadcaster	2014			1962-70, 72-present
Ted Simmons	C	2015			1968-80
Ozzie Smith	SS	2014	2002	1	1982-96
Billy Southworth	OF/Manager	2014	2008		1926-27, 1929, '40-45
Bruce Sutter	RHP	2014	2006	42	1981-84
Joe Torre	C/1B/3B/Manager	2016	2014		1969-74, 1990-95





## MARK MCGWIRE'S 1998 HOME RUN RECORD CHASE



Mark McGwire inspired a renaissance of our National Pastime in 1998 as he blasted his way to a Major League single-season record 70 home runs, eclipsing Roger Maris' record of 61 homers in 1961.

## MARK MCGWIRE'S 1998 HOME RUN BREAKDOWN

**PLATOON**

vs RHP: 55  
vs LHP: 15

**DAY/NIGHT**

Day: 21  
Night: 49

**DAY OF THE WEEK**

Sunday: 10  
Monday: 5  
Tuesday: 16  
Wednesday: 8  
Thursday: 7  
Friday: 11  
Saturday: 13

**MONTH**

March: 1  
April: 10  
May: 16  
June: 10  
July: 8  
August: 10  
September: 15

**OUTS**

Zero: 21  
One: 22  
Two: 27

**PITCHER (65)**

Tyler Green: 2  
Liván Hernández: 2  
Rick Reed: 2  
Jeff Suppan: 2  
John Thomson: 2  
60 others: 1

**OPPONENT (19)**

Cubs: 7  
Marlins: 7  
Expos: 6  
Astros: 5  
Phillies: 5  
Padres: 5  
Giants: 5  
Brewers: 4  
Diamondbacks: 4  
Dodgers: 4  
Mets: 4  
Pirates: 3  
Indians: 2  
Rockies: 2  
Braves: 2  
White Sox: 2  
Reds: 1  
Royals: 1  
Twins: 1  
Tigers: 0

**BALLPARK (15)**

Busch Stadium: 38  
Away: 32  
Pro Player Stadium: 4  
Veterans Stadium: 4  
Wrigley Field: 4  
Qualcomm Stadium: 3  
Shea Stadium: 3  
Astrodome: 2  
Comiskey Park: 2  
County Stadium: 2  
Jacobs Field: 2  
Three Rivers Stadium: 2  
Bank One Ballpark: 1  
Coors Field: 1  
Metrodome: 1  
Olympic Stadium: 1

**INNING**

1st: 11  
2nd: 0  
3rd: 8  
4th: 13  
5th: 9  
6th: 2  
7th: 10  
8th: 9  
9th: 4  
10th: 1  
11th: 1  
12th: 2

**TYPE**

Solo: 33  
Two-run: 28  
Three-run: 7  
Grand Slams: 2  
Walk-Off: 2  
Pinch Hit: 1

**Cardinals record when McGwire homered: 34-24**

Trailing: 25  
Tied: 25  
Leading: 20

**SITUATION**

Game-tying: 6  
Go-Ahead: 5

**COUNT**

0-0: 11  
1-0: 9  
1-1: 9  
2-1: 8  
2-2: 8  
1-2: 7  
0-1: 5  
2-0: 5  
0-2: 4  
3-1: 2  
3-2: 2  
3-0: 0

Mark McGwire and Chicago's Sammy Sosa homered on the same day 21 times.



HR # GAME #	DATE & OPPONENT	DISTANCE FIELD	PITCHER (L/R)	INNING	ON	OUTS	COUNT	NOTES
1/1 (1)	3/31 vs LA	364 - L	R. Martinez (R)	5	3	2	1-0	1st Cards Opening Day grand slam (21st in Major League history)
2/2 (2)	4/2 vs LA	368 - LC	Lankford (R)	12	2	2	0-1	Extra-Inning game-winner
3/3 (3)	4/3 vs SD	364 - L	Langston (L)	5	1	0	3-2	
4/4 (4)	4/4 vs SD	419 - C	Wengert (R)	6	2	0	2-1	Ties Willie Mays' 1971 record for consecutive home run games to open the season (4)
5/13 (13) 6/13 (13) 7/13 (13)	4/14 vs ARZ	424 - L 347 - L 462 - C	Suppan (R) Suppan (R) Manuel (R)	3 5 8	1 0 1	1 2 0	1-2 1-1 2-0	Becomes first Cardinal to hit three home runs in a game at Busch Stadium...Larry Parrish (Montreal) accomplished feat in 1977
8/16 (15)	4/17 vs PHI	419 - L	Whiteside (R)	4	1	2	2-2	
9/19 (18)	4/21 at MTL	437 - LC	Moore (L)	3	1	2	0-0	1st career home run at Montreal
10/23 (21)	4/25 at PHI	419 - C	Spradlin (R)	7	1	2	1-2	1st career home run at Philadelphia
11/27 (25)	4/30 at CHI	371 - L	Pisciotta (R)	8	1	1	2-1	
12/28 (26)	5/1 at CHI	362 - L	Beck (R)	9	1	2	1-2	
13/34 (32)	5/8 at NY	358 - L	Reed (R)	3	1	1	0-2	Hits 400th career home run in 4,726th at-bat, becoming the fastest to reach 400 (in terms of fewest at-bats), breaking Babe Ruth's record (4,854 at-bats)
14/36 (34)	5/12 vs MIL	527 - LC	Waganer (R)	5	2	0	1-2	Home run lands in upper deck, 4th row of section 389
15/38 (36)	5/14 vs ATL	381 - RC	Millwood (R)	4	0	0	1-1	
16/40 (38)	5/16 vs FLA	545 - C	Hernandez (R)	4	0	0	1-0	Longest measured home run in Busch Stadium history...hits off center field signage
17/42 (40)	5/18 vs FLA	478 - L	Sanchez (L)	4	0	0	2-0	
18/43 (41) 19/43 (41) 20/43 (41)	5/19 at PHI	440 - C 471 - L 451 - L	Green (R) Green (R) Gomes (R)	3 5 8	1 1 1	1 0 0	2-0 0-2 0-0	12th player (13th time) to hit 3 homers in a game twice in one season...his 3rd was an upper deck game-winner...fastest to hit 20 homers in a season...his 20th home run on May 19 broke Ken Griffey Jr's mark (May 20, 1997) and in his 41st game, tying Mickey Mantle's 1956 record.
21/46 (43)	5/22 vs SF	425 - L	Gardner (R)	6	1	1	1-1	1st home run to land in Big Mac Land
22/47 (44) 23/47 (44)	5/23 vs SF	366 - L 477 - LC	Rodriguez (L) Johnstone (R)	4 5	0 2	1 1	1-0 2-2	3rd multi-homer game of 1998 & 46th career multi-homer game
24/48 (45)	5/24 vs SF	397 - L	Nen (R)	12	1	2	2-2	12th inning, game-tying two-run shot
25/49 (46)	5/25 vs COL	433 - L	Thomson (R)	1	0	2	2-2	Sets new MLB record for home runs before June 1 (25), breaking Ken Griffey Jr's 1997 record (24)
26/52 (49)	5/29 at SD	388 - LC	Miceli (R)	9	1	1	0-1	15th HR in month ties club record, personal best
27/53 (50)	5/30 at SD	423 - C	Ashby (R)	1	0	2	0-1	Sets a Cardinals club record for most home runs (16) in a single month. Ties Mickey Mantle's 1956 record for home runs in May
28/59 (53)	6/5 vs SF	409 - C	Hershiser (R)	1	1	1	1-2	Hits 18th homer at Busch Stadium, breaking the single-season record of 17 by Dick Allen (1970), Ted Simmons ('79), Jack Clark ('87) & Ron Gant ('96)
29/62 (56)	6/8 at CWS	356 - L	Bere (R)	4	1	0	0-0	Extends his homer streak to 10-straight series
30/64 (58)	6/10 at CWS	409 - C	Parque (L)	3	2	1	1-0	Becomes 12th Cardinal (18th time) to hit 30 in season
31/65 (59)	6/12 at ARZ	438 - L	An. Benes (R)	3	3	1	1-0	11th career grand slam (2nd of '98); homer streak extended to 11-straight series; RBI total moves to 80

\*first number is team game number; McGwire's game played is in parentheses.



## CARDINALS RECORDS & HISTORICAL DATA

HR # GAME #	DATE & OPPONENT	DISTANCE FIELD	PITCHER (L/R)	INNING	ON	OUTS	COUNT	NOTES
32/69 (63)	6/17 at HOU	347 - L	Lima (R)	3	0	2	1-2	1st career HR at Houston; 12th-straight HR series
33/70 (64)	6/18 at HOU	449 - L	Reynolds (R)	5	0	0	1-1	Establishes Major League record for home runs (33) before June 30, eclipsing Ken Griffey Jr.'s mark in 1994. 11th upper deck home run in Astrodome history
34/76 (70)	6/24 at CLE	433 - L	Wright (R)	4	0	1	1-1	8th career home run at Jacobs Field, equaling top mark by a visiting player
35/77 (71)	6/25 at CLE	461 - L	Burba (R)	1	0	2	2-2	2nd longest home run in Jacobs Field history
36/79 (73)	6/27 at MIN	431 - LC	Trombley (R)	7	1	2	2-2	60th homer as a Cardinal, in his 124th game
37/81 (75)	6/30 vs KC	472 - L	Rusch (L)	7	0	0	0-1	HR 37 ties Reggie Jackson's 1969 record for home runs before All-Star break (Reggie finished with 47)... 61st homer as a Cardinal, in his 126th game
38/89 (83)	7/11 vs HOU	485 - L	Wagner (L)	11	1	1	0-2	20th home run at Busch gives Cardinals dramatic 4-3 win
39/90 (84) 40/90 (84)	7/12 vs HOU	405 - L 415 - L	Bergman (R) Elarton (R)	1 7	0 0	2 0	0-0 2-1	Becomes fastest to 40 HRs in Major League history both in games (90) & at-bats (281); Ties Matt Williams' NL record 940 in 1994 for most homers by end of July; 47th career multi-homer game; only 3rd Cardinal to hit 40 home runs in a season
41/95 (89) 42/95 (89)	7/17 vs LA	511 - L 425 - L	Bohanon (L) Osuna (R)	1 8	0 0	2 1	0-0 1-0	Ties Cardinals season home run record by a right-handed batter (42); becomes first player in Major League history to hit 42 homers before August 1
43/98 (92)	7/20 at SD	458 - LC	Boehringer (R)	5	1	0	2-1	Ties Cardinals' single-season homer record with 43 (Johnny Mize-1940)
44/104 (97)	7/26 at COL	452 - L	Thomson (R)	4	0	2	0-0	Sets Cardinals' single-season record for home runs with 44
45/105 (98)	7/28 vs MIL	408 - RC	Myers (L)	8	0	1	2-2	Ties Cardinals' single-season record (Johnny Mize-1940) for home runs hit at home with 25
46/115 (108)	8/8 vs CHI	374 - L	Clark (R)	4	0	0	2-1	Sets Cardinals' single-season record for home runs hit at home (26); Ties Hack Wilson's 1930 NL record for home runs before Sept. 1 (46)
47/118 (111)	8/11 vs NYM	464 - LC	B. Jones (R)	4	0	0	1-0	Becomes first NL player to hit 47 home runs prior to September 1
48/124 (117) 49/124 (117)	8/19 at CHI	430 - L 402 - C	Karchner (R) Mullholland (L)	8 10	0 0	1 1	3-1 2-0	Sosa hits 48th home run to take lead; McGwire ties game with 48th home run in 8th inning & hits game-winning home run (49) in 10th inning
50/125 (118)	8/20 at NY (1)	369 - L	Blair (R)	7	0	0	2-1	First Major League player to have three consecutive 50-homer seasons; Ties ML record (Roger Maris '61 & Babe Ruth '21) for quickest to HR's in games (125) and ties ML record (McGwire '96) for quickest to 50 HR's in at-bats (390)
51/126 (119)	8/20 at NY (2)	385 - L	Reed (R)	1	0	2	3-2	Ties ML record (Ruth 1926-28) for most HR's (161) in three consecutive seasons; sets NL record (Johnny Mize 1947) for HR's (51) by 1st baseman; Sets Cardinals club record for road homers (24) in a season

\*first number is team game number; McGwire's game played is in parentheses.



HR # GAME #	DATE & OPPONENT	DISTANCE FIELD	PITCHER (L/R)	INNING	ON	OUTS	COUNT	NOTES
52/129 (122)	8/22 at PIT	477 - RC	Cordova (R)	1	0	2	0-2	Sets ML record for most HR's (162) in three consecutive seasons; sets NL record for most homers (52) by a first baseman; becomes first ML player to hit 52 home runs prior to September 1 (eventually ends month with 55)
53/130 (123)	8/23 at PIT	393 - L	Rincon (L)	8	0	2	2-2	Sets ML record for most home runs (111) by a right-handed batter in consecutive seasons
54/133 (125)	8/26 vs FLA	509 - C	Speier (R)	8	1	0	0-1	Becomes the 3rd NL player with 54 HRs & joins Ruth as only player with multiple 54-homer seasons
55/137 (129)	8/30 vs ATL	501 - C	D. Martinez (R)	7	2	0	1-0	5th 500-ft homer of the season
56/139 (131) 57/139 (131)	9/1 at FLA	*450 - C 472 - C*	Hernandez (R) Pall (R)	7 9	0 0	0 1	1-1 0-0	Ties and breaks Hack Wilson's NL homer record; sets ML record for homers (115) in consecutive seasons
58/140 (132) 59/140 (132)	9/2 at FLA	497 - L 458 - LC	Edmondson (R) Stanifer (R)	7 8	1 1	2 2	2-1 0-0	Sets Major League record for home runs in a season (59) by a right-handed batter & first baseman... has 2nd straight 2-homer game
60/142 (134)	9/5 vs CIN	381 - L	Reyes (L)	1	1	1	2-0	Becomes fastest player to 60 home runs, doing so in 142nd team game & 439th at-bat
61/144 (136)	9/7 vs CHI	430 - L	Morgan (R)	1	0	2	1-1	Ties Roger Maris' Major League single-season home run record (61), doing so in 144th team game & 446th at-bat
62/145 (137)	9/8 vs CHI	341 - L	Trachsel (R)	4	0	2	0-0	Breaks Roger Maris' Major League record for home runs (62) in a season, doing so in 145th team game & 451st at-bat
63/152 (144)	9/15 vs PIT (1)	385 - LC	Christiansen (L)	9	0	0	1-0	Ties Hack Wilson's 1930 NL record for HR's at home (33) by a righthanded batter; Hits 1st pinch HR of 1998 & 6th career; No. 450 career
64/155 (147)	9/18 at MIL	417 - LC	Roque (L)	4	1	0	3-1	Ties George Foster's 1977 National League record for most home runs on the road (31)
65/157 (149)	9/20 at MIL	423 - LC	Karl (L)	1	1	1	2-1	Ties Babe Ruth's 1927 Major League record for home runs on the road (32) and sets National League record for road homers in a season
66/161 (153)	9/25 vs MTL	375 - L	Bennett (R)	5	1	2	1-2	Hits 34th home run at home and breaks Hack Wilson's 1930 NL record for HR's at home (33) by a right-handed batter; Ties Ted Kluszewski's 1954 NL record for home runs hit at home; Hits 66th just 45 minutes after Sammy Sosa hits his 66th at HOU
67/162 (154) 68/162 (154)	9/26 vs MTL	403 - L 435 - LC	Hermanson (R) K. Bullinger (R)	4 7	0 1	1 2	0-0 1-1	Hits 35th & 36th home runs at home and breaks Ted Kluszewski's National League record for homers hit at home (34).
69/163 (155) 70/163 (154)	9/27 vs MTL	377 - L 370 - L	Thurman (R) Pavano (R)	3 7	0 2	2 2	1-1 0-0	10th multi-homer game of 1998 & 53rd career; tops Roger Maris' 1961 mark by 9 home runs (15%)

\*first number is team game number; McGwire's game played is in parentheses.



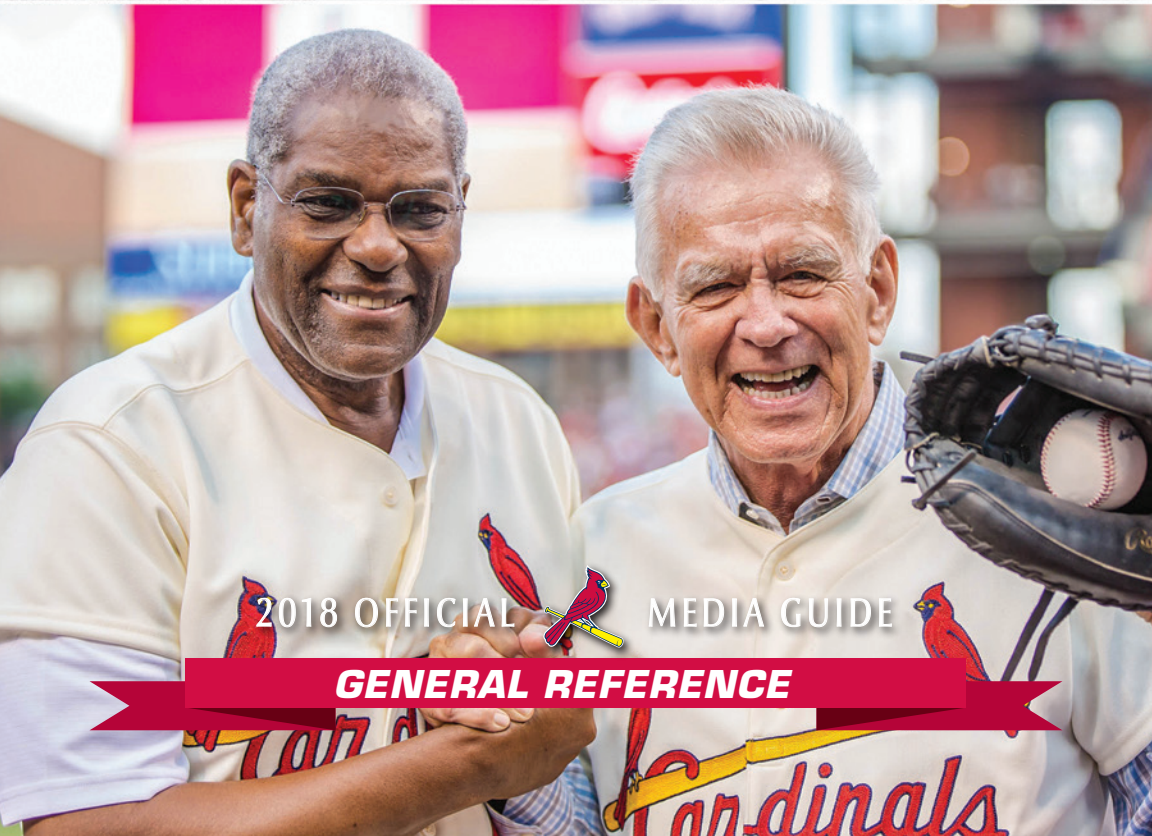




# MINOR LEAGUE CHAMPIONS

▲ Palm Beach Cardinals (Florida State League) ] 2017 [ Memphis Redbirds (Pacific Coast League) ▼





2018 OFFICIAL

MEDIA GUIDE

**GENERAL REFERENCE**



**ST. LOUIS CARDINALS COMMUNICATIONS STAFF**

Office: (314) 345-9600 Fax: (314) 345-9530

[cardinals.com/communications](http://cardinals.com/communications)**RON WATERMON**  
VICE PRESIDENT,  
COMMUNICATIONS**BRIAN BARTOW**  
DIRECTOR, COMMUNICATIONS**JILL FALK**  
MANAGER, MULTIMEDIA  
COMMUNICATIONS**TAKA YANAGIMOTO**  
MANAGER, PHOTOGRAPHY**MARYBETH JOHNSON**  
SUPERVISOR, MULTIMEDIA  
COMMUNICATIONS**MICHAEL WHITTY**  
SUPERVISOR,  
BASEBALL COMMUNICATIONS**CHRIS TUNNO**  
COORDINATOR, BASEBALL  
INFO & MEDIA SERVICES**CARSON SHIPLEY**  
MULTIMEDIA  
COMMUNICATIONS  
SPECIALIST**BRETT MCMILLAN**  
MULTIMEDIA VIDEO  
COMMUNICATIONS  
SPECIALIST**PJ LEE**  
MULTIMEDIA VIDEO  
EDITING SPECIALIST**NORA FARRELL**  
MULTIMEDIA  
CONTENT COORDINATOR**KATIE MASCARI**  
DIGITAL ARCHIVE  
SPECIALIST



Cardinals Insider is a Mid-America Emmy-nominated weekly news magazine television show hosted by Hall of Famer Ozzie Smith. It provides fans with behind-the-scenes, insider access to the Cardinals from team journalists. Cardinals Insider gives fans an all-access pass to everything Cardinals baseball featuring exclusive interviews, news updates, profiles, and more.

# Cardinals INSIDER

For more information and an updated programming schedule for Cardinals Insider, head to [cardinals.com/insider](http://cardinals.com/insider).




#### WHERE TO WATCH

KSDK • St. Louis, MO  
 KTHV • Little Rock, AR  
 KYTV • Springfield, MO  
 WTVW • Henderson, KY  
 KGCW • Rock Island, IL  
 KYOU • Kirksville, MO  
 WLMT • Memphis, TN  
 KFTA • Ft. Smith, AR  
 KQFX • Columbia, MO  
 WTVW • Evansville, IN  
 WCIX • Champaign, IL  
 KGCW • Quad Cities, IA/IL  
 KTHV • Little Rock, AR  
 KSNF • Joplin, MO  
 KCRG • Cedar Rapids, IA  
 KFVS • Cape Girardeau, MO  
 WJKT • Jackson, TN  
 WAWV • Terre Haute, IN  
 WYZZ • Bloomington, IL  
 WGEM • Quincy, IL  
 FOX Sports Midwest  
 in the Cardinals Home  
 Television Territory

[cardinals.com/insider](http://cardinals.com/insider)





The St. Louis Broeg/Hummel pressbox is named after Hall of Fame St. Louis Post-Dispatch writers, the late Bob Broeg (left) and Rick Hummel (right), who is in his 46th year writing for the St. Louis Post-Dispatch.

### MEDIA GUIDELINES

#### MEDIA WEBSITE

Cardinals gamenotes, press releases and other information can be found at [CardinalsPressbox.com](http://CardinalsPressbox.com).

Videos and information can also be accessed at the team's FTP site: <ftp://stanmusial.cardsnet.net>

Contact a member of the Cardinals communications staff for login and password information.

**CREDENTIALS:** Credentials will be issued to legitimate news-gathering agencies only and must be worn in a visible manner at all times. All requests for credentials should be made online at [credentials.mlb.com](http://credentials.mlb.com). Requests should be made at least two working days prior to the game. Credentials are issued to working members of the press; no spouses, guests or children of press members will be issued passes, and credentials are not transferable. Credentialed media are prohibited from requesting autographs. Any violations could result in immediate revocation of the credential. All game credentials will be available four hours prior to the start of the game at the media window, 424 South 7th St., located at the southwest corner of the stadium, near Gate 2. Photo identification is required. The press entrance is to the right of the media window.

**ADMISSION:** All media should enter the stadium through the press entrance at the southwest corner of the stadium, Media / VIP Entrance. The stadium will be open to media four hours before game time. If an earlier entrance to the ballpark is necessary, please contact a member of the communications staff.

**PRESS BOX:** The broadcast level of the pressbox is located on Level 3 (Loge Concourse) and the upper pressbox is located on Level 4 (Terrace Concourse) of the stadium. The media elevator is located in the lobby of the media entrance and is designated for employees and press only. Media should take the elevator to either the third level (broadcast) or fourth level (writers/radio) to reach the pressboxes. The press box is for working members of the media only and is a non-smoking area.

**MEDIA DINING:** The media dining facility is on the main service level of the stadium. It is open for meal service one-and one half hours prior to game time to accredited members of the media. The room is open for approximately one hour after the game begins. The dining facility is located down the hallway off the media entrance lobby, on your left at the end of the hall. A media meal is \$10.

**CLUBHOUSES:** Both the Cardinals and visitors clubhouses are located on the lower level of the stadium. The Cardinals clubhouse is on the first-base side while the visitors area can be found on the third-base side of the stadium. All working media with clubhouse credentials have access to the clubhouses 3-1/2 hours prior to game time until the beginning of batting practice. After the game, media who were issued clubhouse credentials will be admitted no longer than 10 minutes following the game's conclusion.

**FIELD:** No person is allowed on the field unless that individual has credentials expressly for field privileges. All non-uniformed personnel must leave the field 30 minutes prior to first pitch.

**PRESS NOTES:** Game notes and statistics are available in the press box approximately two hours prior to game time and on [www.mlbpressbox.com](http://www.mlbpressbox.com). Play-by-play sheets and box scores will be available after each game.

**MEDIA GUIDES:** Media guides are available by request in the press box from club communications representatives. Digital versions of media guides can be viewed and are available for download at [www.mlbpressbox.com](http://www.mlbpressbox.com).

**MLBPRESSBOX.COM:** Gamenotes, team headshots, logos, press releases and MLB information can all be found at this site. Accredited media agencies can sign up for an account to have access at all times to regular season and postseason data.



## LOS CARDENALES SPANISH MEDIA GUIDELINES

**CREDENCIALES:** Credenciales se otorgarán únicamente a agencias noticiosas legítimas y deberán ser exhibidas de manera visible a toda hora. Todo tipo de petición de credenciales se tendrá que hacer online en [credentials.mlb.com](http://credentials.mlb.com). Toda petición se deberá hacer por lo menos dos días laborales antes del juego. Las credenciales se otorgarán únicamente a los miembros de la prensa. Los esposos y esposas, los invitados o hijos de los miembros de la prensa no podrán tener pases y las credenciales no serán transferibles. Se le prohíbe a todo personal con credenciales solicitar autógrafos. Cualquier violación de las reglas podría resultar en una revocación inmediata de la credencial. Todas las credenciales para el juego estarán disponibles 4 horas antes del comienzo del juego en la ventanilla de los medios de comunicación en 424 South 7th St. localizada en la esquina suroeste del estadio cerca de la puerta 2. Una identificación con foto será requerida. La entrada de la prensa está a la derecha de la ventanilla de prensa.

**ADMISION:** Todos los miembros de la prensa deben ingresar al estadio por la entrada de prensa en la esquina suroeste del estadio, "Media/VIP Entrance." El estadio estará abierto a los medios 4 horas antes del juego. Si es necesaria una entrada más temprano al estadio, favor de contactar a un miembro del personal de comunicación.

**PALCO DE PRENSA:** Las transmisiones se hacen en el tercer nivel del palco de prensa (Loge Concourse) y la parte superior del palco de prensa está en el cuarto nivel (Terrace Concourse) del estadio. El elevador de los medios está localizado en el lobby de la entrada de los medios y esta designado únicamente para empleados y prensa.

**MEDIA DINING:** El salón comedor de la prensa está en el piso principal de servicio del estadio. Esta abierto una hora y media antes del juego para miembros acreditados de la prensa. El salón se encuentra abierto aproximadamente una hora después del comienzo del juego. El salón comedor está localizado al final del pasillo a mano izquierda, después del lobby de la entrada de los medios. El costo de la comida es \$10.

**CLUBHOUSES:** El clubhouse de los Cardenales y de los visitantes están localizados en el nivel bajo del estadio. El clubhouse de los Cardenales está del lado de la primera base mientras que el de los visitantes se encuentra en el lado de la tercera base del estadio. Todos los miembros de la prensa con credenciales tienen acceso al clubhouse 3 horas y media antes del juego, hasta el comienzo de la práctica de bateo. Después del juego, a los integrantes de los medios que tienen credenciales con acceso al clubhouse, se les permitirá acceso durante no más de 10 minutos después de la conclusión del juego.

**TERRENO:** A ninguna persona se le permitirá paso al terreno, a menos que ese individuo tenga credenciales especiales para privilegios dentro del terreno. Todo personal sin uniforme deberá abandonar el terreno 30 minutos antes del primer lanzamiento.

**NOTAS PARA LA PRENSA (Press notes):** Las notas del juego y las estadísticas están disponibles en el palco de prensa aproximadamente dos horas antes del juego y en [www.mlbpressbox.com](http://www.mlbpressbox.com). Las estadísticas y los resultados jugada por jugada, estarán disponibles después de cada juego.

**GUIA DE MEDIOS:** La guía de medios está disponible para los que la pidan en el palco de prensa de parte de los representantes de comunicación. La guía también se podrá acceder y ver en [mlbpressbox.com](http://mlbpressbox.com). Una versión digital de la guía también está disponible para descargar.

**MLBPRESSBOX.COM:** Las notas de los juegos, fotos del equipo, logos, comunicados de prensa e información de MLB se pueden encontrar en este sitio de la web. Los medios acreditados pueden crear una cuenta para acceder a esta información a toda hora durante la temporada regular y la postemporada.



## CARDINALS BROADCASTING • RADIO

KMOX Radio begins their 61st year overall and eighth consecutive as the Voice of the Cardinals. The station's 50,000-watt signal at night can reach more than 40 states and parts of Canada. The station carried Cardinals games for 52 years through 2005 and returned as the team's flagship station in 2011. The club boasts a radio network of 150 stations covering 8 states (Arkansas, Illinois, Indiana, Iowa, Kentucky, Missouri, Oklahoma, Tennessee). KMOX will broadcast all 162 of the 2018 games and 18 of the team's spring training games. Mike Shannon and partner John Rooney will continue to provide play-by-play commentary for home games. Rooney and partner Ricky Horton will broadcast on the road.



### MIKE SHANNON

Mike Shannon will be broadcasting his 47th season on the Cardinals radio network. Throughout his years as a broadcaster for the Cardinals, Shannon has also made appearances for the Cardinals television broadcasts, including as a pre-game analyst for FOX Midwest. He also has worked with NBC's Baseball Game of the Week and called Cardinals football games on radio.

A St. Louis native, Shannon broke into the big leagues with the Cardinals in 1962 and became the regular right fielder during the 1964 World Championship season. During the 1964 Series opener vs. New York, he hit a game-tying, two-run homer as St. Louis went on to defeat the Yankees in seven games. In 1967 Shannon was moved to third base to make room for newly acquired right fielder Roger Maris, as the Cardinals went on to win two straight National League pennants in 1967 and '68 as well as the 1967 World Series.

Mike's career was cut short by a kidney disease in 1970. He joined the Cardinals front office in 1971 as assistant director of promotions and sales and entered the broadcast

booth in 1972, where he has remained. His many years with the organization give Shannon a unique insight in his commentary. He was honored at the end of the 2007 season for his 50 years of service with the club.

Shannon has received numerous awards and honors throughout his career. A gifted athlete, he was a High School All-American football player, and in 1957 was named the Missouri prep Player of the Year in both basketball and football - the only player ever to receive both in the same year. He was named St. Louis Ambassador's 1993 Sportsman of the Year, received the 1985 Emmy Award for Sports Broadcasting, St. Louis chapter, and received the Sportscaster of the Year award for the state of Missouri from the National Sportscasters and Sportswriters Association (NSSA) in 2002, 2003 and 2014. In 1999, Shannon was inducted into the Missouri Sports Hall of Fame in recognition of his on air career and as a player on the field, and in May 2013 the Missouri Sports Hall of Fame named Mike a Missouri Sports Legend, the 26th such honor given. In 2009 he was selected to be a member of the Academy of Missouri Squires and was honored as St. Louis Press Club Media Person of the Year in 2010. He was inducted into the Cardinals Hall of Fame in 2014.



### JOHN ROONEY

John Rooney is in his 13th season of broadcasting Cardinals games. A Richmond, Mo. native, Rooney came to St. Louis from the Chicago White Sox where he spent 18 years (1988-2005) - one in TV followed by 17 seasons in the radio booth. The Cardinals World Championship crown in 2006 gave John the privilege of working with the World Champion

team in back-to-back seasons, following the White Sox win in 2005.

Rooney, 63, called his first major league game in 1983 with Shannon and Hall of Fame Broadcaster Jack Buck during a three-game series between the Cardinals and host Cincinnati Reds. He began his baseball broadcasting career at the class AAA level, spending the 1981-82 seasons with the Oklahoma City 89ers and the 1983-84 campaigns with the Louisville Redbirds.

John juggled two stints in the 1980's as a sports reporter for KMOX around his baseball broadcasting and serving as the voice of Missouri Tigers football and basketball on radio

and TV for 20 seasons. Rooney's National Assignments over the years include the MLB Division Series, League Championship Series and World Series, Saturday Afternoon and Sunday Night Baseball for CBS Radio, the Fox TV Saturday Baseball Game Of The Week and ESPN Radio Saturday and Sunday night baseball assignments. Rooney has worked 20 MLB All Star Games on National Radio, called NFL games on CBS and Sports USA Radio and has broadcast 19 NCAA Tournaments on the National Radio Network, including 10 National Championship Games. Over the years Rooney has been an announcer on various college basketball telecasts including the Big 10, Conference USA, Big East and has been the Voice of the Missouri Valley Conference telecasts for the past five seasons. He has broadcast College Football Bowl Games including the Cotton, Orange, Fiesta, Sun, Independence and Capital One Bowls.

Rooney was inducted into the Missouri Sports Hall of Fame in February 2004 and recipient of the 2018 Tom Hammond Sports Media Award for the Kentucky Bluegrass Sports Commission. He and his wife, Susan, have two daughters: Colleen and Rachel.



## CARDINALS BROADCASTING • RADIO



### MIKE CLAIBORNE

Mike Claiborne will be covering his 35th year of St. Louis sports in 2018. He began his time at KMOX in February of 1981 co-hosting "Sports Open Line." His various duties in St. Louis have consisted of being a color analyst, providing play-by-play, a studio analyst and sideline reporter for St. Louis University Basket-

ball, UM St. Louis Basketball, St. Louis Blues Hockey, St. Louis Rams, Fox Sports Midwest and the St. Louis Cardinals.

This is Mike's 11th year as a part of the radio Cardinals Broadcast team with Mike Shannon and John Rooney. Their work together includes the pregame show, play-by-play and Player of the Game.

Mike currently lives in St. Louis and is the father of two daughters, Taylor and Alyx.



### JIM JACKSON

Jim Jackson, the man who "turns the knobs and pulls the levers" for Cardinals radio, has served as the chief engineer and production coordinator for Cardinals radio since 1998 and has been part of three World Series (2006, 2011 & 2013) with the Cardinals radio broadcast team.


Jackson, a St. Louis native who graduated from Mehlville High School, has served in his same capacity for the St.

Louis Blues, St. Louis University Billikens and the St. Louis Rams and he has also worked for the Anheuser-Busch Bud Sports Productions group.

In addition to working with current announcers Mike Shannon, John Rooney, Ricky Horton and Mike Claiborne, Jackson has worked alongside Hall of Fame announcer Jack Buck, Joe Buck, Joel Meyers and Wayne Hagin.

Jackson, who has five grown children and eight grandchildren, lives in St. Louis with his wife, Fran.

After broadcasting a select number of games the past two seasons, the Cardinals begin a new partnership in 2018 with WJZR AM 880 La Tremenda to carry Cardinals Radio Spanish broadcasts. Polo Ascencio and Bengie Molina will continue to provide play-by-play commentary for all Friday, Saturday and Sunday home games this season in addition to the Cardinals Home Opener on Thursday, April 5.



### POLO ASCENCIO

Polo Ascencio enters his 3rd season as a Cardinals Spanish broadcaster. On September 29, 2016, he became the first Spanish play-by-play broadcaster in Cardinals history in a game that ended in dramatic fashion with a Yadier Molina walk-off single over the Cincinnati Reds.

Polo's career began in 2004 in radio and later on TV as a sports anchor for Univision. In 2006, he was a writer for the Los Angeles Dodgers Spanish website.

Ascencio was a producer/reporter for the Los Angeles Dodgers and Time Warner Cable (2008-14), where he created and hosted of "Cubriendo Las Bases." In the winter of 2014, Ascencio was appointed play-by-play announcer for Aguilas de Mexicali in the Mexican Baseball Winter League.

The 2015-16 seasons were spent inside the radio booth with the Dodgers as a producer and statistician for both Spanish and English radio alongside MLB Hall of Fame members Vin Scully and Jaime Jarrin, doubling as a fill in for post-game shows.

In 2017, Polo became the first announcer for Ke Buena Radio and the Saint Louis FC soccer organization of the United Soccer League.

In his career of over a decade now, Ascencio has covered all editions of the World Baseball Classic, NCAA football, BCS games, Copa America Centenario de Futbol, Liga MX soccer games, Major League Soccer, International soccer challenge matches and world championship boxing.

Born in Tijuana, Mexico, Polo resides in Santa Barbara, California with his wife Maribel and their children, Bianca and Jacob.



### BENGIE MOLINA

Molina begins his 3rd season with the Cardinals serving as Color Analyst for the Cardinals Radio Spanish Broadcasts. Molina was the Assistant Hitting Coach for the Cardinals in the 2013 season and the First Base/Catching Coach for the 2014 Texas Rangers.

Molina concluded a 13-season Major League career in the 2010 World Series.

He posted a .274 career batting average with 144 HRs and 711 RBI. Molina spent most of his career with the Anaheim Angels, after signing in 1993 as a non-drafted free-agent. He made his Major League debut in 1998 with Anaheim and in his two best seasons for the Angels, 2000 and 2003, he had almost identical numbers: hitting .281, 14 home runs and 71 RBI. He signed as a free agent with Toronto in 2006, hitting 19 home runs and batting .284. He signed with the San Francisco Giants in 2007 and again hit 19 home runs with 81 RBI and then in 2009

he smacked a career-high 20 home runs with 80 RBI. He had a career-high 95 RBI with 16 HR in 2008.

Molina won a World Championship with the Anaheim Angels in 2002, playing in all seven World Series games while hitting .286. He also had the unique experience in 2010 of beginning the season with San Francisco before a mid-season trade to Texas, the two eventual World Series teams. Molina was a Gold Glove recipient in both 2002 and 2003.

Molina is the older brother of Cardinals catcher Yadier Molina and two-time World Champion 15-year MLB catcher Jose Molina. The trio's father, Benjamin, Sr., was inducted into Puerto Rico's Amateur Baseball Hall of Fame as a second baseman on October 27, 2002, the same day as Game 7 of the 2002 World Series in which Bengie started.

Molina, a Dorado and Vega Alta, Puerto Rico native, currently resides in Gilbert, AZ with his wife, Jamie, and daughter, Jayda. He also has two older daughters, Kyslyh and Kelsy.



**THE VOICES OF THE CARDINALS**

The following list of St. Louis Cardinals radio and television announcers includes only those seasons that they served as a primary announcer and does not include seasons in which they may have occasionally substituted.

- Robert "Buddy" Blattner, 1960-61
- Jack Buck, 1954-59, 1961-2001
- Joe Buck, 1991-2007
- Harry Caray, 1945-69
- Bob Carpenter, 1984, 1995-2001, 2004-05
- Thomas Patrick Convey, 1931-33
- Dizzy Dean, 1941-46
- Joe Garagiola, 1955-62
- Rich Gould, 1998-99
- George Grande, 1991-92
- Jerry Gross, 1961-67
- Wayne Hagin, 2003-06
- Milo Hamilton, 1954
- Ricky Horton, 2004-2017
- Al Hrabosky, 1985-2017
- Bob Ingham, 1948
- Dan Kelly, 1980-84
- France Laux, 1929-43, 1945
- Gus Mancuso, 1952-53
- Garnett Marks, 1927-28
- Tim McCarver, 2014-2017
- Dan McLaughlin, 1999-2017
- Joel Meyers, 2002
- Johnny O'Hara, 1943-46
- Bob Ramsey, 1998-99
- Jay Randolph, 1975-86, 2007-10
- John Rooney, 2006-2017
- Red Rush, 1984
- Mike Shannon, 1972-2017
- Ozzie Smith, 1997-99
- Bob Starr, 1972-79
- Gabby Street, 1945-50
- Mike Walden, 1972
- Harry Walker, 1973
- Ken Wilson, 1986-90
- Jim Woods, 1970-71



## CARDINALS BROADCASTING • TELEVISION

FOX Sports Midwest is the television home for Cardinals broadcasts again in 2018, the first year of a new long-term media rights agreement that keeps Cardinals baseball on the regional sports network for years to come. FOX Sports Midwest will televise all regular-season Cardinals games and 15 Cardinals spring training games in 2018. Play-by-play and color commentary will be provided by Dan McLaughlin, Al Hrabosky, Jim Edmonds, Brad Thompson, Ricky Horton and Tim McCarver, with Scott Warmann and Jim Hayes as pregame and postgame hosts and in-game reporters.



### DAN McLAUGHLIN

Dan McLaughlin will be entering his 21st season as the play-by-play voice for Cardinals television broadcasts on FOX Sports Midwest. A St. Louis native, McLaughlin called his first major league game at the age of 23 and his work in 2013 earned him an Emmy Award for outstanding play-by-play. His baseball assignments have included national telecasts of FOX Saturday

Baseball. Dan has previously filled in on numerous Cardinals radio broadcasts working alongside Mike Shannon and Hall of Fame announcer Jack Buck, and he continues to produce daily radio and television features on the Cardinals Network and [cardinals.com](http://cardinals.com).

During the baseball off-season, McLaughlin has worked play by play for "FOX NFL Sunday" as well as calling college football and basketball for ESPN and FOX Sports. McLaughlin

has done work as the studio host of St. Louis Blues hockey on both radio and television broadcasts and this past off-season became the television voice of St. Louis University Billikens Basketball.

A 1996 graduate of Lindenwood University where he played baseball, Dan began his professional broadcasting career at KMOX Radio and in 2001, he won the A.I.R. Award as St. Louis' best sportscaster. He is a two-time winner of the Mid-America Emmy Award for play-by-play. McLaughlin, 44, was inducted into the Vianney High School Hall of Fame in 2005, and in 2016 he received the prestigious Burnes/Broeg Award from the Missouri Athletic Club for his contributions to the city of St. Louis through sports. Away from the booth, he serves on the boards and is active in numerous local charities including "The Dan McLaughlin Golf Tournament" which has raised over \$3 million dollars for children with disabilities. He and his wife, Libby, make their home in St. Louis with their son Luke, daughter Avery, and twins Olivia and Barrett.



### RICK ANKIEL

Rick Ankiel, an accomplished major league pitcher and outfielder, serves as an analyst on Cardinals pregame and postgame shows on FOX Sports Midwest. He's filled that role since 2016. He'll also call select Cardinals spring training telecasts on FOX Sports Midwest from the broadcast booth in 2018.

Ankiel made his big-league debut with the Cardinals in 1999, at age 20. He started 30 games in 2000, winning 11

games with a 3.50 ERA and 194 strikeouts and finishing second in National League Rookie of the Year voting. He last pitched in the majors in 2004. Ankiel returned in 2007 as an outfielder, hitting 76 home runs over seven seasons with the Cardinals, Royals, Braves, Nationals, Astros and Mets. He became the first player since Babe Ruth to win at least 10 games as a pitcher and hit at least 50 home runs. He retired as a player in 2013.

In 2017, Ankiel published a memoir titled *The Phenomenon: Pressure, The Yips, and the Pitch that Changed My Life*.

Ankiel resides in Jupiter, Fla., with his wife Lory and sons Declan and Ryker.





### JIM EDMONDS

Jim Edmonds will enter his third season with the Cardinals television broadcast team serving as game analyst broadcasting select games alongside Dan McLaughlin on FOX Sports Midwest. Edmonds will also return for his sixth season as a studio analyst on the Cardinals Live pre-game and post-game shows.

An eight-time Gold Glove recipient and four-time All-Star, Edmonds was one of the best outfielders to play centerfield for the Cardinals. He was inducted into the Cardinals Hall of Fame in the inaugural year of the Hall opening in 2014. Edmonds played parts of 17 seasons in the Major Leagues with the Angels, Cardinals, Padres, Cubs, Brewers and Reds, and holds a career .284 batting average after playing in over 2,000 games. He ended his career just shy of 500

doubles (437), 400 homers (393) and 1,200 RBI (1,199). The bulk of Edmonds career was spent wearing a Cardinals uniform, as he played for eight seasons with St. Louis (2000-07), hitting .285 with 241 home runs and 713 RBI. He helped lead the team to six playoff appearances, including the 2006 World Series Championship, and in 2000 and 2004 finished in the top five in National League MVP voting.

The left-handed hitting Edmonds was known for his highlight reel catches, perhaps none bigger than his diving catch in Game 7 of the National League Championship Series vs. the Houston Astros at Busch Stadium in 2004. One night after Edmonds forced Game 7 with a 12th-inning, two-run, walk-off homer, he snared a line drive in the left-centerfield gap with a diving catch and his back to the plate.

Edmonds, 47, has four children, daughters Lauren, Hayley and Sutton, and a son, Landon. He and his wife, Meghan, split their time between St. Louis and Orange County, California.



### RICKY HORTON

Ricky Horton will continue his work as a broadcaster on Cardinals telecasts for a 15th season and will join the radio broadcast team for all road games. He will provide play-by-play and color commentary on FOX Sports Midwest and on KMOX/Cardinals Radio Network. Horton provided color commentary on all KSDK broadcasts during the 2007-2010 seasons, as well as working as


a baseball play-by-play announcer and analyst, and Cardinals Live pre- and post-game analyst for FOX Sports Midwest. He provided color commentary on KPLR telecasts from 2004-2006. Horton has been a part of the Cardinals Radio broadcast team since 1997.

A former left-handed pitcher for the Cardinals, Ricky spent seven years in the Major Leagues, playing for St. Louis, Los Angeles and the Chicago White Sox. He made his Major League debut with the Cardinals in 1984 and participated in the 1985

and 1987 World Series with the Redbirds and won the Series in 1988 while with the Dodgers. Horton was both a starter and relief pitcher for the club and had one of his best years in 1987 when he went 8-3 in 67 games, pitching 125 innings. In 1991, he spent the season as a pitching coach in the Cleveland Indians minor league system.

After retiring from his Major League playing career, Horton remained in the St. Louis area where he has been active in the Greater St. Louis Area Fellowship of Christian Athletes, serving as the Director of the St. Louis FCA since 1993. Horton has assisted with Baseball Chapel with the Cardinals and he also worked with the St. Louis Rams football team in leading chapel and Bible studies. He received the National Sportsmanship Award in 2008, the Mid American Emmy Award for Sports Broadcasting in 2011 and he was inducted into the Missouri Sports Hall of Fame in 2014.

Horton, 58, and his wife, Ann, reside in St. Louis and have two children, Jen and Drew.



### AL HRABOSKY

Al Hrabosky will be calling games on Cardinals telecasts for his 34th season. It marks his 22nd straight-season in his role as analyst on FOX Sports Midwest. He began working as a commentator on telecasts for the team in 1985.

Hrabosky made a smooth transition from one of St. Louis' best-loved athletes, the "Mad Hungarian" of the Cardinals 1970's bullpen, to the broadcast booth. During a 13-year major league

career in which he compiled 97 saves and earned Fireman of the Year honors in 1975, Hrabosky already was preparing himself for broadcasting by working as a sportscaster for a St. Louis TV station.

Hrabosky, 68, was inducted into the Missouri Sports Hall of Fame in February 2003, the Fullerton College Hall of Fame in 2004 and the Savanna High School Hall of Fame in 2011. Away from the booth he is active in many charities, including the St. Louis Zoo, Angel Arms and FOX Sports Midwest's work with The Mission Continues. He and his wife, June, reside in St. Louis.



### TIM MCCARVER

Tim McCarver will be in his 5th year of broadcasting with FOX Sports Midwest as an analyst on select Cardinals telecasts. McCarver worked 28 consecutive MLB postseasons on network television dating back to 1984, providing analysis for a record 23 World Series and 20 All-Star Games. His work earned him three straight Emmy Awards for "Outstanding Sports Event Analyst" (2000-02) and the National Baseball Hall of Fame and Museum's

2012 Ford C. Frick Award. McCarver teamed with Joe Buck a record 17 seasons as MLB on FOX's lead national baseball broadcast team. No baseball broadcasting tandem called more World Series (15) and All-Star Games (14).

He began his broadcasting career in 1980 and has the distinction of being the only MLB analyst to have worked for all four major broadcast networks. McCarver caught 12 seasons with the Cardinals and played in two All-Star Games (1966, 1967) three League Championship Series (1976-78) and three World Series (1964, 1967, 1968), winning championships in 1964 and 1967. He also played for Philadelphia, Montreal and Boston.



### BRAD THOMPSON

Former Cardinals pitcher Brad Thompson serves as a game, pregame and postgame analyst for Cardinals telecasts on FOX Sports Midwest.

Thompson first joined FOX Sports Midwest in 2015 as part of the network's studio team. He'll call regular-season games in the booth, alongside Dan McLaughlin, for the first time in 2018.

Thompson pitched in 201 games over six Major League seasons, primarily out of the bullpen, with the Cardinals and Kansas City Royals. He was an integral part of the Cardinals bullpen during the team's 2005 and 2006 playoff seasons, with a 2.95 ERA over 40 appearances in 2005 and a 3.34 ERA in 43 games in 2006.

Thompson has been a host of the afternoon drive-time show on St. Louis sports radio station ESPN 101 for four years.

A native of Las Vegas, Thompson attended Dixie State University. He resides in St. Louis with his wife, Andrea, son Dylan and daughter Lexi.



### JIM HAYES

Jim Hayes serves as a host and reporter for FOX Sports Midwest, covering the Cardinals and St. Louis Blues for the network's pregame and postgame shows and live game coverage. In his 18 years in St. Louis, Hayes has become one of the city's most well-liked sportscasters, known for his wit and interviews with athletes.

Hayes came to FOX Sports in 2000 and began covering St. Louis-area sports in 2001. Hayes is a 1984 graduate of the State University College at Geneseo, N.Y. and a Mid-America Emmy Award winner. Hayes also co-hosts a morning radio show on St. Louis sports talk station KFNS 590 AM. Hayes, wife Erin and son Tyler reside in St. Louis.



### SCOTT WARMANN

Scott Warmann has served as the primary host of St. Louis Cardinals and St. Louis Blues pregame and postgame shows on FOX Sports Midwest since 2016. He also handles play-by-play duties for college sports, including the Missouri Valley Conference, Saint Louis University and SIUE events.

A St. Louis native, Warmann was also a sportscaster on KMOX Radio and a studio host for five seasons on the St. Louis Rams radio network, including the 1999 Super Bowl championship season.

Warmann is a Lindenwood University alumnus.





The Cardinals and Busch Stadium hosted the 2009 MLB All-Star Game, the first time St. Louis had hosted the mid-summer classic since 1966.

### Busch Stadium Facts and Figures

COST: \$411 Million  
OFFICIAL CAPACITY: 44,494  
DESIGN ARCHITECT: HOK Sport  
PLAYING SURFACE: Bluegrass  
GROUND BREAKING: January 17, 2004

DIMENSIONS: 336 feet -Left Field Line  
375 feet - Left-Center  
400 feet - Center Field  
375 feet - Right-Center  
335 feet - Right Field Line  
OUTFIELD WALL: 8 feet high

### Busch Stadium Construction Time Line

- April 8, 2000.....The Cardinals unveil plans for new downtown ballpark.
- December 19, 2003.....Work on the new ballpark begins on the South Stadium parking lot.
- December 23, 2003.....Team announces funding is in place to build new ballpark in downtown St. Louis.
- January 17, 2004.....New Ballpark groundbreaking ceremony.
- August 4, 2004.....Anheuser-Busch Co. and Cardinals extend long-standing marketing agreement for 20 years, including naming rights of new ballpark. It makes the third "Busch Stadium" the Cardinals will play in.
- May 16 - 20, 2005.....Steel structure of the Spruce Bridge entrance is set in place on west side of the stadium.
- June 2, 2005.....Cardinals partner with The Cordish Company of Baltimore, Md. on Ballpark Village development.
- November 7, 2005.....Begin demolition of old Busch Stadium.
- December 8, 2005.....Final pieces of old Busch Stadium fall, completing the demolition of the stadium.
- April 10, 2006.....First game played in new Busch Stadium vs. Milwaukee, a 6-4 Cardinals win.
- Off-season 2006.....Renovate upper pressbox on Terrace level and install escalator on first base side.
- Off-season 2007.....Installed new grass and reworked playing field. Constructed new Legends Club in LF.
- Off-Season 2011.....Installed 100 solar panels on Clark Street Ticket Windows building & concession canopy in leftfield.
- February 2013.....Groundbreaking on Ballpark Village development.
- Off-season 2013.....Renovated 43 Suites.
- March 27, 2014.....Grand Opening of Ballpark Village, which includes Cardinals Nation, Cardinals Hall of Fame & Museum, AT&T Rooftop Deck.
- Off-season 2014.....Expanded Champions Club, renovated five Suites and installed walk-through metal detectors.
- Off-season 2015.....New state-of-the-art high definition scoreboard and ribbon boards installed.
- Off-season 2017.....Budweiser Terrace is constructed in the upper right field seating area and adjacent concourse, which includes two full-service bars, standing areas and lounge seating within the stadium bowl, cabana seating, an open air barbeque grill, and covered performance stage.
- December 2017.....Groundbreaking on Ballpark Village Phase II development



## BUSCH STADIUM III FIRSTS

Game .....4/10/06, Cards 6, Milwaukee 4  
 Starting Pitchers... Mark Mulder (STL) vs. Tomo Ohka (MIL)  
 Batter ..... Brady Clark, Milwaukee  
 Baserunner..... Juan Encarnacion (HBP)  
 Hit ..... Carlos Lee, Milwaukee, single  
 Cardinals Hit..... David Eckstein, bunt single  
 Run..... Carlos Lee, Milwaukee  
 Cardinals Run ..... Albert Pujols  
 Double..... Bill Hall, Milwaukee  
 Cardinals Double ..... Scott Rolen  
 Triple ..... David Eckstein (4/13/06 vs. MIL)  
 Home Run ..... Bill Hall, Milwaukee  
 Cardinals Home Run..... Albert Pujols  
 RBI ..... Bill Hall, Milwaukee  
 Cardinals RBI ..... Albert Pujols  
 Stolen Base..... Jim Edmonds (4/12/06 vs. MIL)

Winning Pitcher ..... Mark Mulder  
 Losing Pitcher ..... Tomo Ohka, Milwaukee  
 Save ..... Jason Isringhausen  
 Walk ..... Albert Pujols by Tomo Ohka  
 Strikeout..... Rickie Weeks by Mark Mulder  
 Complete Game..... Chris Carpenter (7/14 vs. LA)  
 Shutout..... Chris Carpenter (7/14 vs. LA)  
 Two-homer game..... Albert Pujols (4/16/06 vs. CIN)  
 Three-homer game ..... Albert Pujols (4/16/06 vs. CIN)  
 Grand Slam ..... Aramis Ramirez, Chicago (6/3/06)

Date is 4/10/06 unless otherwise indicated.

## BUSCH STADIUM III ATTENDANCE RECORDS

### TOP FIVE CROWDS AT BUSCH STADIUM III (REGULAR SEASON)

- 47,925 .....vs. Chicago (D), May 14, 2017
- 47,882 .....vs. Chicago (D), May 13, 2017
- 47,875 ..... vs. Milwaukee (D), April 13, 2015
- 47,608 ..... vs. Milwaukee (D), April 11, 2016
- 47,601 .....vs. Chicago (N), May 12, 2017

### SMALLEST CROWD AT BUSCH STADIUM III

- 30,090..... vs. New York-NL (D), September 5, 2012

### ATTENDANCE HIGHS

Season, home .....3,552,180 in 2007  
 Season, road.....2,738,618 in 2006  
 All-Star Game.....46,760 on July 14, 2009  
 N.L. Division Series.....47,859 vs. Chicago, October 10, 2015  
 N.L. Championship Series .....47,201 vs. San Francisco, October 11, 2014  
 World Series.....47,469 vs. Boston, October 27, 2013

### ALL-TIME ATTENDANCE HIGHS

Season, home .....3,552,180 in 2007  
 Season, road.....2,820,564 in 1999  
 All-Star Game.....49,936 on July 12, 1966  
 N.L. Division Series.....56,752 vs. San Diego, October 3, 1996  
 N.L. Championship Series .....56,782 vs. Atlanta, October 14, 1996  
 World Series.....55,347 vs. Minnesota, October 20, 21, 22 in 1987

## THE ALL-BUSCH STADIUM TEAM

For the former Busch Stadium (1966-2005) and as voted on by fans and announced October 1, 2005.

Pos.	Fan Selection	Finalists
MGR	Whitey Herzog	Tony La Russa, Red Schoendienst, Joe Torre
1B	Albert Pujols	Orlando Cepeda, Jack Clark, Keith Hernandez, Mark McGwire
2B	Tom Herr	Julian Javier, Ted Sizemore, Fernando Vina
SS	Ozzie Smith	Dal Maxvill, Edgar Renteria, Garry Templeton
3B	Scott Rolen	Terry Pendleton, Ken Reitz, Mike Shannon, Joe Torre
LF	Lou Brock	Vince Coleman, Bernard Gilkey, Lonnie Smith
CF	Jim Edmonds	Curt Flood, Ray Lankford, Willie McGee
RF	Roger Maris	George Hendrick, Brian Jordan, Andy Van Slyke
SP	Bob Gibson	Joaquin Andujar, Bob Forsch, Matt Morris, John Tudor
RP	Bruce Sutter	Al Hrabosky, Jason Isringhausen, Lee Smith, Todd Worrell
UT	José Oquendo	Rex Hudler, John Mabry, Todd Zeile



## BALLPARK VILLAGE

Ballpark Village, located on 10-acres just north of Busch Stadium, is the first master-planned development designed around a new MLB ballpark. The \$100 million first phase of Ballpark Village opened in March 2014 and represents one of the top restaurant and entertainment districts in the region. The 100,000 square foot, multi-story project is visible beyond the left center field wall and compliments the energy and excitement of the game day experience.



The first phase of Ballpark Village is anchored by Cardinals Nation, Budweiser Brew House, Fox Sports Midwest Live!, PBR St. Louis – A Cowboy Bar, Howl at the Moon and Drunken Fish. Ballpark Village features five live performance stages, the largest retractable roof of its kind, the biggest indoor TV screen in the Midwest and an outdoor festival space that recreates the infield of the previous Busch Stadium in its exact historical location. Other food and eating locations at The Village include Tengo Hambre and The Fudgery.



Cardinals Nation is a 34,000 square foot venue comprised of four key elements: a two-story restaurant and bar, an 8,000 square foot world-class Cardinals Hall of Fame and Museum, a Cardinals Authentics retail store featuring game used memorabilia and a 334-seat roof top deck with spectacular game views and an all-inclusive experience unlike anything in baseball today. The Cardinals Nation restaurant is a high-energy, memorabilia-infused space that sets a new standard for sports-inspired restaurants with three separate patios, two large bars and large flat screen televisions. The Cardinals Nation rooftop seating deck is a ticketed seating location looking into Busch Stadium that includes food and beverage, a complimentary ticket to the Cardinals museum, Busch Stadium audio/visual feeds and access to other areas within Ballpark Village. Cardinals Nation allows Cardinals fans to stay connected to the team year-round.



The new Cardinals Hall of Fame and Museum within Cardinals Nation hosts the largest team-held collection in baseball and is second only to the National Baseball Hall of Fame in terms of size with over 16,000 memorabilia items and hundreds of thousands of archival photographs. With over 8,000 square feet on the second floor of Cardinals Nation, the Museum celebrates the rich history of baseball in St. Louis and the legacy of one of baseball's most storied franchises.



In the fall of 2017, the Cardinals Hall of Fame and Museum opened a special one-year exhibit on the topic "Goodwill Through Baseball: Cardinals Across the Pacific." The Museum showcases some of its incredible collection by hosting rotating unique exhibits each year.



Mark McGwire, Tim McCarver and family members of posthumous inductee Pepper Martin during the 2017 Cardinals Hall of Fame Induction Ceremony.

The initial class of the Cardinals Hall of Fame was inducted Saturday, August 16, 2014. The plaques that adorn the gallery are located on the second floor of Cardinals Nation just outside the entrance to the Cardinals Museum. The Cardinals Hall of Fame Gallery is free to the public, so fans of all generations can celebrate players that represent the best of the 125-year history of one of baseball's most iconic teams. More info on the Cardinals class of Hall of Fame inductees and election process can be found in the history section.

At the heart of Ballpark Village is a central gathering place: Fox Sports Midwest Live!, which is a 20,000 square foot entertainment marketplace that features a 40-foot diagonal LED screen that provides St. Louis sports fans with the best sports viewing experience in the country. Also under the one-of-a-kind 100 foot long retractable glass roof is a stage for live concerts, a 200-seat restaurant and a VIP seating area. FOX Sports Midwest, the television home of the Cardinals, produces more than 200 shows per year in its studio on the second level overlooking FOX Sports Midwest Live!.



Looking into Busch Stadium from the new Ballpark Village decks during the 2013 World Series shows a stadium full of excited fans.

## BALLPARK VILLAGE PHASE II



The St. Louis Cardinals and The Cordish Companies are currently underway with the construction of a \$260 million 700,000 square foot second phase expansion of Ballpark Village. The development includes the construction of One Cardinal Way, a 29-story luxury high-rise residential tower, a ten-story Class-A office building anchored by PriceWaterhouseCoopers (PwC), the construction of an upscale Live! By Loews Convention Hotel, the development of a three-story spectacular glass retail pavilion that will be anchored by the 31,000 square foot Onelife Fitness, a nationally recognized, state-of-the-art health and fitness club, and the development of additional street level retail, dining and entertainment.

Ballpark Village's second phase will complete the full build-out of Clark Street, transforming it into one of the most unique city streets in all of major league sports. The expansion will create a vibrant 24/7 urban neighborhood for downtown St. Louis.

The residential apartment tower called One Cardinal Way will be a modern, 29-story, 230 foot tall, luxury high-rise at the corner of Clark and Broadway that will offer views of the Gateway Arch, the Mississippi River, the St. Louis skyline, and unobstructed views directly into Busch Stadium.

Designed by Hord Coplan Macht (HCM), One Cardinal Way will be designed to meet National Green Building System certification and will feature high-end materials, expansive ceiling heights, state-of-the-art appliances, and parking within the building. Apartments are now leasing for Spring 2020 occupancy, visit [www.OneCardinalWay.com](http://www.OneCardinalWay.com) for more information.

The ten-story Class A-Office building anchored by PwC, which will be the first "new construction" office building built in downtown St. Louis since 1989, will sit at the corner of 8th Street and Cardinal Way, a new street that will run through Ballpark Village between 8th and Broadway.



Phase II also features a signature three-story glass retail pavilion that will include both the two story Onelife Fitness, and a retail marketplace that will include diverse food options and other amenities to support the new office and residents in the project.

The second phase of Ballpark Village stands to create 1,500 construction jobs and more than 1,000 permanent new jobs when it opens. More than 1,000 permanent new jobs were created as part of the first phase of Ballpark Village that opened in 2014.

The construction of Ballpark Village represents the next step in the Cardinals' vision for downtown St. Louis that began with the opening of the new \$411 million privately-financed Busch Stadium in 2006. The second phase project will bring the team's total investment in new construction in downtown St. Louis to well over \$750 million since 2005.

## CARDINALS CARE

### Caring For Kids In The Community



Cardinals Care is the team's community foundation dedicated to improving the lives of children. Established in 1997, Cardinals Care gives fans a way of teaming up with Cardinals players and the organization to help children in our community - both on and off the baseball field.

Since its inception, Cardinals Care has invested over \$23 million back into the St. Louis community through three key initiatives:

- Redbird Rookies youth baseball/softball league
- Building and renovating ball fields in under-resourced areas
- Distributing cash grants to local nonprofits who work with children.

To learn more about Cardinals Care programs or to make a donation, visit [cardinals.com/community](http://cardinals.com/community).

### Cardinals Care Funding

Cardinals Care is funded by the generosity of our fans, players and team through individual donations and continued support of various annual events including, in-stadium silent auctions and 50/50 raffles, Winter Warm-Up, 6K Run/Walk, Ted Savage RBI Golf Tournament and more.

### Redbird Rookies

Redbird Rookies, the flagship program of Cardinals Care, is a free baseball/softball league for kids who otherwise might not have the opportunity to play. In addition to providing all the uniforms, gloves, bats, balls and other equipment needed for each team, Redbird Rookies provides extensive off-field support in the areas of health, education, mentoring and the cultural arts.

This season marks the 15th anniversary of Redbird Rookies, which serves nearly 3,000 kids in 17 leagues across the greater St. Louis community and parts of rural Missouri and Illinois.

Throughout the program, participants receive on-field coaching, support and character development. Off the field, Rookies participate in a reading program, learn about healthy eating, attend a health fair as well as music and cultural events, and have an opportunity to earn college scholarships.

### Cardinals Care Grants

Each year, during ceremonies at Busch Stadium, Cardinals Care awards grants to local non-profits and community based organizations that support kids.

In 2017, Cardinals Care distributed over \$450,000 to nearly 200 organizations. Learn more at [cardinals.com/grants](http://cardinals.com/grants).







### Cardinals Care Youth Ball Fields

As part of the Cardinals' commitment to the Redbird Rookies program and overall beautification of the greater St. Louis area, Cardinals Care has successfully built and revived 23 youth baseball fields in the St. Louis community to date. Most recently, the Cardinals dedicated Dexter Fowler Field at Hess Park in Decatur, Ill. in July 2017.



#### CARDINALS CARE YOUTH BASEBALL FIELDS

Cardinals Care has built or renovated 23 ball fields throughout the St. Louis metropolitan area.

Field Name	Dedicated	Location	City
Cardinals Care Field	2000	Hamilton Heights Park	St. Louis, Mo.
Jim Edmonds Field	2001	Adams Park	St. Louis, Mo.
Police Athletic League Memorial Park	2001	Fox Park	St. Louis, Mo.
Spirit Field	2002	Spanish Lake Park	Spanish Lake, Mo.
Edgar Renteria Field	2002	Jackie Joyner-Kersee Center	East St. Louis, Ill.
Whitey Herzog Field	2003	Citizens Park	Belleville, Ill.
Heine Meine Field	2003	Lemay	Lemay, Mo.
Jack Buck Field	2003	Heman Park	University City, Mo.
Mark McGwire Field	2004	Forest Park	St. Louis, Mo.
Woody Williams Field	2004	Northwoods Park	Northwoods, Mo.
Stan Musial Field	2005	Kroeneman Park	Jennings, Mo.
Red Schoendienst Field	2006	Robert Hoelzel Park	Normandy, Mo.
Lou Brock Field	2007	Murphy Park	St. Louis, Mo.
All-Star Field	2009	Herbert Hoover Boys & Girls Club	St. Louis, Mo.
Bob Gibson Field	2009	Sherman Park	St. Louis, Mo.
Ozzie Smith Field	2009	Vashon High School	St. Louis, Mo.
Yadier Molina Field	2011	Wellston	Wellston, Mo.
Lance Berkman Field	2012	Sesser Sports Complex	Sesser, Ill.
Chris Carpenter Field	2013	Jackson Park	Berkeley, Ill.
TASK Sandlot Field	2013	Team Activities for Special Kids	Fenton, Mo.
Tony La Russa Field	2015	Ray Leisure Park	St. Louis, Mo.
Adam Wainwright Field	2016	Bob Russell Park	Bellefontaine Neighbors, Mo.
Dexter Fowler Field	2017	Hess Park	Decatur, Ill.



## CARDINALS IN THE COMMUNITY

In addition to the charitable work of Cardinals Care, the Cardinals are committed to making a difference in our community and in the lives of those who call it home through a variety of programs and initiatives.

Every year, the Cardinals host a blood drive with the American Red Cross, participate in the Susan G. Komen Race for the Cure, offer complimentary tickets to clergy members, and distribute thousands of items and ticket vouchers to local organizations seeking fundraising assistance. Additional outreach is outlined below.

### Player Involvement

Throughout the season, Cardinals players and coaches spend quality time in the St. Louis community bringing smiles to the faces of fans in need through a variety of outreach opportunities.

Learn more at [cardinals.com/playerscare](http://cardinals.com/playerscare).

### Player Ticket Program

Throughout the season, players like Adam Wainwright, Dexter Fowler and Carlos Martinez host groups of kids from area non-profit and community-based organizations at Busch Stadium through our Player Ticket Program.

Each group gets to attend a complimentary Cardinals game, watch batting practice, and meet a player in the dugout before the game. Participants also receive a t-shirt and meal voucher, thanks in partnership with Scott Credit Union.

### Cardinals Wives

While the Cardinals players compete on the field, their generous wives, fiancés, and girlfriends join together to make a difference throughout the St. Louis community. Each year, the Cardinals Wives give back through a variety of fundraisers and events for area charities, including annual hospital visits, Grab Bag fundraiser, and support of Make-A-Wish® Missouri.

In 2017, the Cardinals Wives received the prestigious Chris Greicius Celebrity Award – a national award from Make-A-Wish® America that recognizes exceptional wish-granting support by celebrities and athletes.

Learn more at [cardinals.com/wivescare](http://cardinals.com/wivescare).





## Fredbird and Friends Elementary School Program

Each year, the Cardinals visit thousands of students at area schools through the Fredbird & Friends Elementary School Program. Presented by FOX Sports Midwest, Fredbird and Friends is a free, traveling assembly designed to educate and entertain St. Louis area students in grades K-5.

Hosted by Fredbird and a Cardinals personality (Mike Claiborne, Al Hrabosky, Kyle McClellan and Brad Thompson), the program helps students answer the question, "What makes a good teammate?" through three key messages: Be Active! Be Responsible! and Be Yourself!

Learn more at [cardinals.com/schoolprogram](http://cardinals.com/schoolprogram).



## Community Ticket Program

The Community Ticket Program is designed to help distribute complimentary tickets to non-profit and community-based organizations that may not otherwise have the resources or opportunity to attend a Cardinals game.

The Cardinals annually distribute nearly 60,000 tickets through this program.

Learn more at [cardinals.com/communitytickets](http://cardinals.com/communitytickets).



## Cardinals Kids Club

The Cardinals Kids Club is the exclusive fan club for Cardinals fans ages 13 and younger. Each Kids Club member receives two tickets to a Cardinals home game, exclusive merchandise, access to the annual members-only autograph party at Busch Stadium and more.

Learn more at [cardinals.com/kidsclub](http://cardinals.com/kidsclub).



## MLB Community Initiatives

Throughout the season, the Cardinals participate in a number of Major League Baseball league-wide initiatives that raise money and/or awareness for the Boys & Girls Clubs of America, Jackie Robinson Foundation, prostate, breast and childhood cancer, military appreciation, and more.

Learn more at [mlb.com/community](http://mlb.com/community).



# 2018 EVENT DAY CALENDAR

## DETERMINED BY CLUB



**PLAY BALL WEEKEND**  
(Varies by Club)



**FEBRUARY**  
**BLACK HISTORY MONTH**  
February



**SPRING TRAINING**  
February 13 (Varies by Club)



**MARCH**  
**OPENING DAY**  
March 29, Thursday 



**APRIL**  
**JACKIE ROBINSON DAY**  
April 15, Sunday



**MAY**  
**MOTHER'S DAY**  
May 13, Sunday



**MEMORIAL DAY**  
May 28, Monday



**JUNE**  
**MLB DRAFT**  
June 4-6, Monday-Wednesday



**FATHER'S DAY**  
June 17, Sunday



**JULY**  
**INDEPENDENCE DAY**  
July 4, Wednesday



**ALL-STAR WEEK**  
July 12-17, Thursday-Tuesday  
Hosted by the Washington Nationals



**T-Mobile HOME RUN DERBY**  
July 16, Monday



**ALL-STAR GAME**  
presented by MasterCard  
July 17, Tuesday



**HALL OF FAME INDUCTION DAY**  
July 29, Sunday



**TRADE DEADLINE**  
July 31, Tuesday



**AUGUST**  
**PLAYERS WEEKEND**  
August (TBD)



**RBI WORLD SERIES**  
August 5-10 (Baseball), August 11-16 (Softball)  
Hosted by the Minnesota Twins



**MLB LITTLE LEAGUE CLASSIC**  
August 19, Sunday



**SEPTEMBER**  
**HISPANIC HERITAGE MONTH**  
September (TBD by Club)



**CHILDHOOD CANCER AWARENESS**  
September 1, Saturday



**ROBERTO CLEMENTE DAY**  
September 5, Wednesday



**SEPTEMBER 11TH REMEMBRANCE**  
September 11, Tuesday



**OCTOBER**  
**POSTSEASON**  
Starts October 2, Tuesday (TBD)



**SPIRIT DAY**  
October 18, Thursday



**WORLD SERIES**  
Starts October 23, Tuesday (TBD)



**DECEMBER**  
**WINTER MEETINGS**  
December 10-13, Monday-Thursday  
Las Vegas, Nevada

## OPT-IN INITIATIVES / EVENTS



**LAW ENFORCEMENT APPRECIATION DAY**  
TBD by Club



**4•ALS**  
TBD by Club

## INTERNATIONAL EVENTS



**PUERTO RICO SERIES**  
April 17-18  
Tuesday and Wednesday



**MEXICO SERIES**  
May 4-6  
Friday-Sunday



**ALL-STAR TOUR JAPAN**  
November  
(TBD)

\*Some logos are placeholders. Please refer to the Style Guide for Official marks.

# MAJOR LEAGUE BASEBALL ★ IMPORTANT DATES

THESE DATES WILL BE USED UNLESS OTHERWISE NOTIFIED



# 2018

## JANUARY

- 12 Salary arbitration exchange date
- 29 Through Feb. 16- Salary Arbitration Hearings

## FEBRUARY

- 14 The voluntary date on which all pitchers, catchers and injured players on a Major League roster may be invited to attend Spring Training workouts  
First date players may be placed on the 60-Day Disabled List
- 15 All Outright Waivers in effect expire at 5:00pm ET
- 16 New waiver period begins
- 17 First date weekend waivers will be processed; continues through end of season
- 19 The voluntary date on which all position players on a Major League roster may be invited to attend Spring Training workouts
- 23 Anticipated start of Spring Training games among Major League Clubs
- 24 The mandatory date all players must report to Spring Training

## MARCH

- 2 First date to renew Major League contracts
- 4 First date Clubs may ask waivers on selected Rule 5 or draft-excluded players
- 9 First date Clubs may assign selected Rule 5 or draft-excluded players
- 11 Last date to renew Major League contracts  
Last date to request UR Waivers and owe 30 days' termination pay (before 2:00pm ET)
- 12 UR Waivers requested today (until 2:00pm ET on March 26) Club will owe player 45 days' termination pay
- 13 Last date to assign an injured player to a Minor League Club, if permissible
- 19 Last date a XX(B) player signed to a Minor League contract qualifies for a Retention Bonus
- 24 Last date to select or release a XX(B) "Retention Bonus" player before a bonus obligation
- 26 Last date to request UR Waivers and owe 45 days' termination pay (before 2:00pm ET)  
The earliest date that a Club may backdate a placement on the 10-day Disabled List
- 29 Official opening of 2018 season - rosters reduced to 25

## APRIL

- 5 First date 10-day Disabled List players may be reinstated, if permissible
- 8 First date optioned players may be recalled, if permissible
- 27 Waivers secured on or after February 16th expire at 5:00pm ET
- 28 New waiver period begins

## MAY

- 15 International player registration deadline  
Earliest date Clubs may re-sign Major League players they released after August 31, 2017
- 28 First date that players on the 60-day disabled list may be reinstated, if permissible  
Start of Closed Period – First-Year Player Draft

## JUNE

- 1 XX(B) "Retention Bonus" player may require release if not added to 25-man roster
- 4-6 2018 First-Year Player Draft
- 15 End of 2017 - 2018 international signing period
- 16 First date Clubs may trade a XX(B) player without his consent
- 21 Release of the 2018 - 2019 signing period registration list

## JULY

- 2 Beginning of 2018 - 2019 international signing period
- 6 Signing deadline for Rule 4 drafted players – 5:00pm ET
- 11 Forfeited Pick Lottery, if necessary
- 17 All-Star Game at Nationals Park, Washington DC
- 31 Trade deadline – 4:00pm ET  
Waivers secured on or after April 28, 2018 expire at 5:00pm ET

## AUGUST

- 1 New waiver period begins – Trade Waivers now required
- 15 Last date to select player to avoid draft-excluded status
- 29 Unconditional Release Waivers must be requested by 2:00pm ET to avoid May 15, 2019 signing restriction
- 31 Post-season eligibility lists are established by 11:59pm ET  
Secured Outright Waivers expire by 11:59pm ET

## SEPTEMBER

- 1 Active Major League player limit increased from 25 to 40  
New Outright Waiver period – secured waivers are good for seven days
- 23 Last day to trade any player until end of championship season - Noon ET
- 30 Last scheduled day of the 2018 championship season  
Last weekend date waivers will be processed until next Spring Training

## OCTOBER

- 1 All players on optional assignment must be recalled  
All players on the 7-day and the 10-day Disabled Lists must be reinstated  
First date players may be traded between Major League Clubs without waivers  
Injured players now may be assigned to Minor Leagues until November 20, 2018, if permissible  
(unless play-in game necessary)

- 1 - 15 Article XX(D) Free Agency period

### DATES BASED ON END OF WORLD SERIES

- 1st Day After Eligible XX(B) players become free agents at 9:00am ET
- 4th Day After Last date to request waivers on draft-excluded players until next spring
- 5th Day After Last date to reinstate players from the 60-day Disabled List  
Last date to outright potential Minor League free agent without Major League contract, if permissible (Before 5:00pm ET)  
Last date for former Club to tender qualifying offer to XX(B) players  
XX(B) free agents may sign with any Club at 5:00pm ET  
Minor League players become free agents at 5:00pm ET, if applicable
- 15th Day After Last date for XX(B) player to accept qualifying offer from former Club

## NOVEMBER

- 10 Outright Waivers secured on or after September 1 expire at 5:00pm ET
- 11 New waiver period begins
- 16 Last date to ask Outright Waivers on an injured player, if permissible
- 20 Last date to outright an injured player to the Minor Leagues, per Article XIX(C)  
Reserve lists for all Major and Minor League levels filed, by 8:00pm ET
- 28 Last date prior to tender deadline to ask outright waivers on a player without a 2019 Major League contract
- 30 Tender deadline

## DECEMBER

- 2 First date that assignable draft selections may be traded
- 6 Last date to request Outright Waivers to assign player prior to Rule 5 Draft
- 10 Last date to outright a player prior to the Rule 5 Draft
- 13 Major League Rule 5 Draft - Winter Meetings, Las Vegas, NV