

2018 MEDIA GUIDE

Tampa Bay Rays



• Wade •
BOGGS
1998-1999
3B



• Carl •
CRAWFORD
2002-2010
LF



• Kevin •
KIERMAIER
2013-
PRESENT
CF



2018 Rays Promotional Schedule

OPENING DAY

DATE	OPPONENT	GIVEAWAY ITEM
March 29	Red Sox	Schedule Magnet & 20th Anniversary Cowbell PRESENTED BY TROPICANA

SATURDAY GIVEAWAYS

DATE	OPPONENT	GIVEAWAY ITEM
March 31	Red Sox	1998 Replica Seat Cushion PRESENTED BY GTE FINANCIAL
April 14	Phillies	Carl Crawford Bobblehead PRESENTED BY DEX IMAGING
April 21	Twins	Car Sun Shade PRESENTED BY FLORIDA DEPARTMENT OF TRANSPORTATION
May 5	Blue Jays	Tropical Shirt PRESENTED BY HOOTERS
May 26	Orioles	Kevin Kiermaier STAR WARS Pop Vinyl PRESENTED BY TECH DATA
June 9	Mariners	Fred McGriff & Tino Martinez Bobblehead PRESENTED BY SUNCOAST CREDIT UNION
June 23	Yankees	Rays & Devil Rays Reversible Jersey PRESENTED BY SUNCOAST CREDIT UNION
June 30	Astros	Zubaz T-Shirt PRESENTED BY FOX SPORTS SUN
July 21	Marlins	DJ Kitty Mascot Head
Aug 4	White Sox	Akinori Iwamura Bobblehead
Aug 25	Red Sox	Wade Boggs Bobblehead
Sep 8	Orioles	20th Anniversary Photo Viewer PRESENTED BY SAGICOR LIFE INSURANCE COMPANY
Sep 15	Athletics	Tote Bag PRESENTED BY MLB NETWORK
Sep 29	Blue Jays	Dan Johnson Bobblehead PRESENTED BY MOFFITT CANCER CENTER

SUNDAY FAMILY FUN DAYS | PRESENTED BY TGH |

DATE	OPPONENT	GIVEAWAY ITEM
April 1	Red Sox	Commemorative Baseball PRESENTED BY TAMPA BAY TIMES
April 15	Phillies	Chris Archer & Kevin Kiermaier Emoji T-Shirt PRESENTED BY TAMPA GENERAL HOSPITAL
April 22	Twins	Mascot Socks PRESENTED BY GEICO
May 6	Blue Jays	Baseball Toss Game PRESENTED BY MORGAN AUTO GROUP
May 27	Orioles	Raymond Children's Book
June 10	Mariners	Boogie Board PRESENTED BY JOHNS HOPKINS ALL CHILDREN'S HOSPITAL
June 24	Yankees	Chris Archer Snapback Hat
July 1	Astros	Wearable Rays Up Flag PRESENTED BY TAMPA GENERAL HOSPITAL CHILDREN'S MEDICAL CENTER
July 22	Marlins	Beach Tank Top PRESENTED BY TRADEWINDS ISLAND RESORTS
Aug 5	White Sox	Kevin Kiermaier Lunch Box
Aug 26	Red Sox	DJ Kitty Slippers
Sep 9	Orioles	Snack N' Drink Cup
Sep 16	Athletics	Toy Truck PRESENTED BY W.B. MASON
Sep 30	Blue Jays	Popsockets

SATURDAY GIVEAWAYS ARE TO ALL FANS. SUNDAY GIVEAWAYS ARE TO KIDS 14 & UNDER. ALL PROMOTIONS AVAILABLE WHILE SUPPLIES LAST. VISIT RAYSBASEBALL.COM/PROMOTIONS FOR DETAILS. PROMOTIONAL SCHEDULE SUBJECT TO CHANGE.



Table of Contents

ORGANIZATION	5	Kittredge, Andrew	118	All-Time Roster (Alphabetical)	263
Front Office Directory	6	Miller, Brad	120	All-Time Roster (Numerical)	268
Business Operations	8	Mujica, José	125	All-Time Trades	273
Baseball Operations	16	Pruitt, Austin	127	2017 Transactions	277
Rays in the Community	22	Ramos, Wilson	130	2017 Day-by-Day	280
		Robertson, Daniel	135	Yearly Comparison	284
COACHES & STAFF	25	Roe, Chaz	138	Season Summaries	286
Cash, Kevin	26	Romo, Sergio	142	Rays Chronology	289
Baldelli, Rocco	30	Schimpf, Ryan	147	Opening Day Lineups	293
Boroski, Stan	32	Schultz, Jaime	150	Historic Box Scores	295
Montoyo, Charlie	33	Smith, Mallex	152	Historic Firsts	297
Mottola, Chad	35	Snell, Blake	156	MLB in St. Petersburg	298
Quatraro, Matt	37	Span, Denard	160	2013 Rays Postseason Review	299
Snyder, Kyle	39	Stanek, Ryne	165	2011 Rays Postseason Review	301
Timmons, Ozzie	41	Sucre, Jesús	168	2010 Rays Postseason Review	303
Major League Staff	43	Wendle, Joey	171	2008 Rays Postseason Review	305
Team Doctors	47	Williams, Justin	174		
		Wood, Hunter	176	OPPONENTS	307
40-MAN ROSTER	48	Yarbrough, Ryan	178		
Adames, Willy	49			MINOR LEAGUE OPS.	318
Alvarado, José	51	NON-ROSTER INVITES	182	Player Development & Staff	319
Andriese, Matt	53	Spring Training Roster	180	Affiliates	320
Archer, Chris	57	How the Rays Were Built	181	Schedules	330
Arroyo, Christian	65	Non-Roster Players	183	Single-Season Leaders	332
Banda, Anthony	68			Awards & Honors	333
Bauers, Jake	71	RECORDS & HISTORY	222	Minor League Players	336
Castillo, Diego	73	Team Records	223	Mental Skills & EAP	394
Chirinos, Yonny	75	Individual Records	230	Scouting Staff & Int'l. Ops.	395
Colomé, Alex	77	Rookie Records	235	June Draft History	399
Cron, C.J.	81	Career Leaders	236		
De León, José	85	Single-Season Leaders	239	BROADCAST INFO	403
Duffy, Matt	88	Rays Records at Tropicana Field	242		
Eovaldi, Nate	92	Opponent Leaders vs. Rays	244	TROPICANA FIELD & MISC.	409
Faria, Jake	96	Monthly Records	245	Tropicana Field Information	410
Hechavarria, Adeiny	100	Fielding Records	247	Ticket Information	411
Honeywell, Brent	104	Home Run Records	250	Ballpark Diagram	412
Hu, Chih-Wei	106	Attendance Records	253	Charlotte Sports Park	413
Jennings, Dan	108	Miscellaneous Records	254	Spring Training 2018	414
Kiermaier, Kevin	112	Award Winners	259	National Baseball Hall of Fame	415
		Streaks & Opponents	262		

The 2018 Rays Media Guide was published by the Rays Communications department: Dave Haller, Craig Vanderkam, Ryan Sheets and Karly Fisher, with contributions from Manny Navarro. Layout and design by Erik Ruiz. Additional data provided by the National Baseball Hall of Fame, Jeff Chernow and Stats LLC, Elias Sports Bureau, SABR, David W. Smith, David Vincent and Baseball Reference. Printed by MLI Integrated Graphic Solutions. Cover photos by Skip Milos and David Seelig / Allsport.



DID YOU KNOW?

162 Landing	240
All-Star Balloting	276
All-Star Games	249
Birthdays	126
Cash Media Availability	29
Catwalks	74
Community Leaders	15
Cuba and the Rays	210
Debut, Rays to Win MLB	99
Doubleheaders	40
Draft, 2018 June	167
Ejection Leaders, All-Time	283
Employee Community Outreach Team	10
Erik Walker Community Champion	364
Executive, Top Baseball	16
Expansion Draft Selections	194
Former Rays to Manage	244
Ground Rules, Tropicana Field	38
Holidays, Rays Records on	224
Home Run Balls Autographed	91
Home Run, First At-Bat as Ray	288
Home Run, First PA at Tropicana Field	294
Home Runs, Both Sides of Plate	228
Home Runs, Rays Touch Tank	124
Home Team Batting First	84
Homegrown Rays	76
Hurricanes	206
Instant Replay	215
Interleague Play	218

Local Rays Players	42
National TV Games	175
Non-Roster Invites on Opening Day Roster	220
Organization Cycles	354
Organization Hitting Streaks	376
Organization League Champs	402
Organization League MVPs	392
Organization No-Hitters	326
Original Rays	208
Pace of Game Initiative	70
Postseason Leaders	237
Pregame Schedule	21
Position Players as Pitchers	87
Qualifying Numbers	191
Reiner, Andrés	329
Roberto Clemente Award	9
Rookie Qualifications	173
Save Rule	146
Service Time with Rays, Longest	31
Smith, Paul C. and Lopez, Al	261
Special Seats	272
Spring Training Invites	243
Statistics, How to Figure	36
Steal Home, Rays to	155
Ted Williams Museum	203
Triple Plays	201
Waiver Rules	141
Winter Meetings	151
Youngest Rays to Debut	67



Tampa
General
Hospital.

2018 SEASON
PRESENTED BY | TGH



Rays Organization

The Rays 20th Anniversary celebration will include several new uniform elements. The 20th Anniversary logo will appear on the left sleeve of all jerseys. They will wear original 1998 Devil Rays jerseys on select home dates and mix in a newly designed alternate cap—displayed here by team president Brian Auld—that combines the original gradient fish emblem with the modern color scheme.

KEVIN SABITUS / TAMPA BAY RAYS

Front Office Directory



TAMPA BAY RAYS
Tropicana Field
One Tropicana Drive
St. Petersburg, FL 33705

PHONE (727) 825-3137
TICKETS 1-888-FAN-RAYS
WEB RAYSBASEBALL.COM
COMMUNICATIONS (727) 825-3242

OFFICERS

PRINCIPAL OWNER
Stuart Sternberg
PRESIDENT
Brian Auld, Matt Silverman
CHIEF BUSINESS OFFICER
Jeff Cogen
CHIEF DEVELOPMENT OFFICER
Melanie Lenz
SR. V.P., BASEBALL OPS./GENERAL MANAGER
Erik Neander
SR. V.P., BASEBALL OPERATIONS
Chaim Bloom
SR. V.P., ADMINISTRATION/GENERAL COUNSEL
John Higgins
V.P., BASEBALL OPERATIONS
James Clark
V.P./CHIEF FINANCIAL OFFICER
Rob Gagliardi
V.P., OPERATIONS/FACILITIES
Rick Nafe
V.P., INFORMATION TECHNOLOGY
Juan Ramirez
V.P., CORPORATE PARTNERSHIPS
Brian Richeson
V.P., TICKET SALES & SERVICE
Jeff Tanzer
V.P., HR & ORGANIZATIONAL ENGAGEMENT
Jennifer Lyn Tran
V.P., STRATEGY & DEVELOPMENT
William Walsh
V.P., MARKETING & CREATIVE SERVICES
Eric Weisberg
V.P., EMPLOYEE & COMM. INITIATIVES
Bill Wiener Jr.

BASEBALL OPERATIONS

ADMINISTRATOR, BASEBALL OPERATIONS
Sandy Dengler
DIR., BASEBALL DEVELOPMENT
Peter Bendix
DIR., ANALYTICS
Jonathan Erlichman
DIR., PRO SCOUTING
Kevin Ibach
DIR., MINOR LEAGUE OPERATIONS
Mitch Lukevics
DIR., AMATEUR SCOUTING
Rob Metzler
DIR., BASEBALL PERFORMANCE SCIENCE
Joe Myers
DIR., BASEBALL SYSTEMS
Brian Plexico
DIR., INTERNATIONAL SCOUTING
Carlos Rodriguez
DIR., BASEBALL OPERATIONS
Graham Tyler
SR. ADVISOR, SCOUTING/BASEBALL OPERATIONS
R.J. Harrison
SPECIAL ASST., BASEBALL OPERATIONS
Tom Foley

SPECIAL ASST. TO THE GENERAL MANAGER
Bobby Heck
SPECIAL ASSIGNMENT SCOUT
Fred Repke
NATIONAL CROSSCHECKER
Chuck Ricci
DEVELOPER, BASEBALL SYSTEMS
Ryan Kelley
PROGRAMMER, BASEBALL SYSTEMS
Daniel Nolan
ANALYTICS DEVELOPER, BASEBALL SYSTEMS
Michael Vanger
DEVELOPER, BASEBALL SYSTEMS
Nick Siefken
DATA ENGINEER, BASEBALL SYSTEMS
Clayton Elger
ASST., BASEBALL DEVELOPMENT
Cole Figueroa
ASST., MAJOR LEAGUE OPERATIONS
Jeremy Sowers
ASST., BASEBALL OPERATIONS
Tyler Chamberlain-Simon
FELLOW, BASEBALL OPERATIONS
Vinesh Kanthan
SR. DATA SCIENTIST,
BASEBALL RESEARCH & DEVELOPMENT
Will Cousins
COORD., BASEBALL RESEARCH & DEVELOPMENT
Adam Esquer
ANALYST, BASEBALL PERFORMANCE SCIENCE
Winston Doom
ANALYST, PREDICTIVE MODELING, BASEBALL
RESEARCH & DEVELOPMENT
Kevin Ferris, Anirudh Kilambi
DATA TECHNICIAN,
BASEBALL RESEARCH & DEVELOPMENT
Michael Topol
COORD., PRO SCOUTING
Ryan Bristow
ASST., BASEBALL DEVELOPMENT
Simon Rosenbaum
COORD. OF NUTRITIONAL SCIENCES
Ryan Harmon
ASST. DIR., MINOR LEAGUE OPERATIONS
Jeff McLerran
ASST. DIR., INTERNATIONAL OPERATIONS
Patrick Walters
ASST., INTERNATIONAL
& MINOR LEAGUE OPERATIONS
George Pappas
CONSULTANT, PACIFIC RIM OPERATIONS
Jay Shindo
ANALYST, AMATEUR SCOUTING
Hamilton Marx
COORD., AMATEUR SCOUTING
Jeff Johnson
ADMINISTRATOR, SCOUTING
Samantha Birelay

ADMINISTRATOR, INTERNATIONAL
& MINOR LEAGUE OPERATIONS
Giovanna Rodriguez
MEDICAL DIR.
Dr. James Andrews
ORTHOPAEDIC TEAM PHYSICIAN
Dr. Koco Eaton
HEAD ATHLETIC TRAINER
Joe Benge
FIRST ASST. ATHLETIC TRAINER
Mark Vinson
ASST. ATHLETIC TRAINER
Mike Sandoval
MAJOR LEAGUE MEDICAL COORD.
Paul Harker
STRENGTH & CONDITIONING COORD.
Trung Cao
STRENGTH & CONDITIONING ASST.
Joey Greany
VIDEO COORD.
Chris Fernandez
VIDEO COORD., BASEBALL OPERATIONS
Ryan Pennell
DIR., TEAM TRAVEL & LOGISTICS
Chris Westmoreland
HOME CLUBHOUSE MANAGER
Ryan Denlinger
HOME EQUIPMENT MANAGER
Tyler Wall
ASST. HOME CLUBHOUSE MANAGER
Ryan Riddle
VISITORS' CLUBHOUSE MANAGER
Guy Gallagher

ADMINISTRATION

EXEC. ASST.
Diane Villanova
COORD., MAIL SERVICES
Sam Reams
SR. COORD., PURCHASING
Mike Yodis

BROADCASTING

SR. ADVISOR
Dick Crippen
SR. DIR., BROADCASTING
Larry McCabe
MGR., BROADCASTING
Christopher Mueller
TELEVISION BROADCASTER
Dewayne Staats, Brian Anderson
RADIO BROADCASTER
Andy Freed, Dave Willis
PRE- & POSTGAME BROADCASTER
Neil Solondz
SPANISH RADIO BROADCASTER
Enrique Olliu, Ricardo Taveras



COMMUNICATIONS

SR. DIR., COMMUNICATIONS
Dave Haller
MGR., BASEBALL COMMUNICATIONS
Craig Vanderkam
MGR., COMMUNICATIONS & SOCIAL MEDIA
Ryan Sheets
COORD., COMMUNICATIONS
Karly Fisher
SPANISH TRANSLATOR
Manny Navarro

CORPORATE PARTNERSHIPS

DIR., CORPORATE PARTNERSHIP SERVICES
Sean Liston
DIR., BASEBALL & COMMUNITY OUTREACH
Orestes Destra
SR. MGR., CORPORATE PARTNERSHIP SERVICES
Jake Hornstein
MGR., CORPORATE PARTNERSHIP SERVICES
Chris Bogataj, Carmela Wassmer
MGR., CORPORATE PARTNERSHIPS
Chad Collard, Drew DeHart, John Pope, Anthony Rioles
COORD., CORPORATE PARTNERSHIPS
Michael Nieves

EMPLOYEE & COMMUNITY ENGAGEMENT

EXEC. DIR., RAYS BASEBALL FOUNDATION
Stephen Thomas
ADMINISTRATOR, EMPLOYEE ENGAGEMENT
Tom Melodayo
MGR., COMMUNITY ENGAGEMENT
David Egles
COORD., COMMUNITY ENGAGEMENT
Kimberly Coutts

FINANCE & ACCOUNTING

SR. DIR., CONTROLLER
Pat Smith
DIR., FINANCIAL PLANNING & ANALYSIS
Jason Gray
SR. MGR., ACCOUNTING & FINANCIAL SYSTEMS
Karen Sanborn
SUPERVISOR, PAYROLL
Lisa Little
COORD., PAYROLL & BENEFITS
Allyson Shatz
SUPERVISOR, ACCOUNTING
Amanda Hudson, Rebecca Ray
FINANCIAL ANALYST
Juan Dominguez
COORD., ACCOUNTING
Aaron Braley
SR. COORD., ACCOUNTS PAYABLE
Megan Gilbertson

GAME OPERATIONS

DIR., PROMOTIONS
Stephon Thomas
COORD., PROMOTIONS
Ashley Austin
MGR., GUEST SERVICES
Craig Champagne
DIR., GAME PRESENTATION & PRODUCTION
Michael Weinman
SR. COORD., ADVERTISING
Joshua White
COORD., MASCOT
Will Harris

COORD., GAME ENTERTAINMENT
Aaron Cox
MGR., FAN EXPERIENCE
Scott Wilson
SR. COORD., FAN EXPERIENCE
Kelly Gajewski
COORD., STADIUM EXPERIENCE
Kassidy Carlson
SPECIALIST, MOTION GRAPHICS
Bob Booth
SPECIALIST, MULTIMEDIA
Jordan Kabialis, Sterling McLean

INFORMATION TECHNOLOGY

MGR., INFORMATION TECHNOLOGY
Elpidio Ortega
MGR., HELP DESK
Steven Xiong
MGR., DATABASE & CRM ADMINISTRATION
Stephanie Steffens
DEVELOPER, APPLICATIONS
Mike Lewek
SPECIALIST, INFORMATION TECHNOLOGY
Abraham Yang
COORD., INFORMATION TECHNOLOGY
Christian Ramirez
ASST., AV SERVICE AND I.T.
Justo Marcia
ASST., HELP DESK
Matthew Smith

MARKETING & CREATIVE SERVICES

MGR., MARKETING & CREATIVE SERVICES
Alyssa D'Aurelio
MGR., INTEGRATED MARKETING
Emily Miller
COORD., MARKETING & CREATIVE SERVICES
MJ Burns
MGR., DIGITAL MARKETING
Ryan Delgado
COORD., DIGITAL MARKETING
Erin Loughrey
COORD., VIDEO
Clay Meyers

PUBLICATIONS & GRAPHICS

DIR., CREATIVE
Warren Hayes
GRAPHIC DESIGNER
Vincent Caffiero, Erik Ruiz, Joe Sergio
COORD., MOTION GRAPHICS
Erin Folk
JUNIOR GRAPHIC DESIGNER
Ashley Worsham
TEAM PHOTOGRAPHER
Will Vragovic

STADIUM OPERATIONS

SR. DIR., GAME OPERATIONS & SECURITY
Jim Previtara
SR. DIR., GUEST RELATIONS
Cass Halpin
DIR., STADIUM OPERATIONS
Chris Raineri
HEAD GROUNDSKEEPER
Dan Moeller
MGR., SYSTEMS
Eric Kampfmann
MGR., STADIUM OPERATIONS
Kelsey Smith
EVENT COORD., STADIUM OPERATIONS
Austin Mitchell

COORD., BUILDING OPERATIONS
Grayson Austin
RECEPTIONIST/FRONT DESK ATTENDANT
Lisa Douglas
SECURITY, FRONT DESK ATTENDANT
Rick Martin

STRATEGY & DEVELOPMENT

SR. DIR., PUBLIC AFFAIRS
Rafaela Amador Fink
MGR., PUBLIC AFFAIRS
Devin O'Connell
DIR., STRATEGY & DEVELOPMENT
Robbie Artz
ANALYST, STRATEGY & DEVELOPMENT
Michael Dudek
MGR., CAPITAL PROJECTS
Jim Watkins
DIR., CONCESSIONS & RETAIL
Josh Momberg
MERCHANDISE MANAGER
Debbie Brooks

TICKET SALES

DIR., TICKET OPERATIONS
Robert Bennett
DIR., TICKET SALES
Dan Newhart
DIR., TICKET SERVICES & TECHNOLOGY
Matt Fitzpatrick
ASST. DIR., TICKET OPERATIONS
Ken Mallory
MGR., TICKET OPERATIONS
Karen Jones
MGR., TICKET SALES
Marc Richman, Jimmy Reed
SR. COORD., TICKET SALES
Alejandra Lopez
TICKET SALES ACCOUNT EXECUTIVE
Luis Bello, Jeanie Drury, Carson Echelmeyer, Thomas Egan, Josh Gallo, Michael Hand, Harrison Hukari, Ryan Sullivan, Bob Windheim, Stephen Woods
COORD., TICKET SERVICES & TECHNOLOGY
Lindsay Darby
DIR., SEASON TICKET SERVICES
Josh Muirhead
SEASON TICKET SERVICES SPECIALIST
Kenzie Dill, Matt Gianoni, Megan Paul
TICKET SALES REPRESENTATIVE
Elizabeth Adams, Malcolm Barreiro, Sarah Bode, Ralph Cassanella, Trevor Godbolt, Jacob Loew, Brian Rosenberg

OWNERSHIP

Stuart Sternberg (Principal Owner), Andrew Cader, Claude Focardi Family Trust, Randy Frankel, Gary Goldring, Robert Kleinert, Stephen Levick, MacDougald Family Limited Partnership, Gary Markel, Timothy Mullen, Arthur Nagle, Vincent Naimoli, Daniel O'Connell, Frank Richardson, Estate of Lance Ringhaver, Thomas Sansone, Gus Stavros, Stephen Waters



Business Operations



STUART STERNBERG | PRINCIPAL OWNER |

The 2018 season marks the Rays 13th under the leadership of Principal Owner Stuart Sternberg, who assumed control of the franchise in October 2005. His arrival marked the beginning of one of baseball's best turnaround stories.

Today, the massive rebranding of the club entering the 2008 season marks a watershed for the two decades of Rays baseball. In the club's first decade of existence, the Devil Rays amassed the majors' worst record at 645-972 (.399) and finished in last place in nine of those 10 seasons. In the decade that followed, the Rays achieved an 855-766 (.527) record, the seventh-best record in baseball, and made four trips to the postseason. In seven of those 10 seasons, including 2017, the Rays were in postseason contention until at least the final week of the season.

While the on-field successes have been the envy of small- and large-market teams alike, there is even more to the Rays progress. Sternberg takes great pride in the organization's community service and commitment to its employees.

Under Sternberg's leadership, an employee-first culture defines the organization. It is fostered through myriad initiatives, including a wellness program; a staff-led service group, the Employee Community Outreach Team (ECOT); and generous leave policies. In May 2015, the organization was recognized by U.S. Department of Labor Secretary Thomas Perez as a "Leader on Leave" due to its groundbreaking paid mater-



Principal Owner Stuart Sternberg spoke at a news conference at the Tampa Bay Baseball Museum in Ybor City on Feb 9 to publicly state the organization's preference to build a new ballpark in the historic Tampa neighborhood. From left to right, he was joined by Tampa businessmen Chuck Sykes and Ron Christaldi and Tampa Mayor Bob Buckhorn.

WILL VRAGOVIC / TAMPA BAY RAYS



nity, parental, adoption and volunteerism benefits. As part of this commitment to community, all employees are urged to spend one paid day each month volunteering. To date, total volunteer hours for the organization exceed 35,000. Last October, Sternberg was honored with the Light of Sight Award by the Lion's Eye Institute, for "visionary thinking in the community."

This past offseason, Sternberg and his partners invested \$7 million of capital improvements to Tropicana Field focused on enhancing the food, beverage and retail experience. This project brings the total Rays investment in Tropicana Field to more than \$37 million since 2005.

Under his direction, the Rays have consistently ranked as one of the most affordable experiences in all of sports, according to ESPN. The Rays earn that distinction by implementing various fan-friendly policies. The organization was the first major league team to offer free parking (still in place today for fans who carpool on Sundays) and is the only major professional sports team in Florida to allow fans to bring food into the ballpark.

In January 2015, Sternberg was named to Major League Baseball's Executive Council, an eight-member panel that advises Commissioner Rob Manfred on major issues. He also serves as chairman of MLB's Diversity Oversight Committee, serves on the board of directors of MLB Business and Media Board and on the board of advisors of Moffitt Cancer Center.

Prior to his ownership of the Rays, Sternberg spent 25 years in the financial securities industry, serving as a partner in Spear, Leeds & Kellogg and then as a partner and managing director at Goldman Sachs, from which he retired in 2002. Sternberg and his wife, Lisa, have four children. They reside in Rye, N.Y.

DID YOU KNOW?

ROBERTO CLEMENTE AWARD | PRESENTED BY CHEVROLET |

Since 1971, Major League Baseball has annually presented an award that recognizes a player who best exemplifies the game of baseball through sportsmanship, community involvement and positive contributions to his team.

In 1973, following the tragic death of Roberto Clemente, the award was named to honor the man whose spirit and goodwill will always be remembered. The 12-time All-Star and Hall of Famer was killed in a plane crash in 1972 delivering food and medical supplies to earthquake victims of Nicaragua. The award, sponsored by Chevrolet, recognizes those individuals who truly understand the value of helping others.

A panel of baseball dignitaries, including Vera Clemente and Commissioner Rob Manfred, annually selects the winner from a list of 30 candidates, one from each major league club. These local winners are announced in September on Roberto Clemente Day. The winner of the national Roberto Clemente Award is announced during a pregame ceremony at the World Series. Past winners include Edgar Martínez, Jamie Moyer, Jim Thome, Derek Jeter, Curt Schilling, Al Leiter, Tony Gwynn, Willie Mays, Ozzie Smith and Cal Ripken Jr. The Rays were represented on the ballot by Evan Longoria in 2017, his second time earning the honor (2014).





BRIAN AULD | PRESIDENT |

Brian Auld begins his 13th season with the Rays and his fourth in his current position as team president. Together, he and Matt Silverman lead the club's operations both internally and externally, including the pursuit of a new ballpark in Tampa Bay.

In his tenure as team president, Auld has brought a renewed focus to the Rays mission—to energize the community through the magic of Rays baseball—by redoubling the Rays commitment to its community and to its employees.

Under Auld's leadership, the Rays have developed a thriving workplace culture. In addition to paid parental leave, adoption benefits, paid volunteer time and a wellness initiative, the Rays created a \$10 minimum wage for all part-time employees. In May 2015 during a visit to St. Petersburg by Secretary of Labor Thomas Perez, the Rays were recognized as an outstanding corporate citizen.

Prior to Auld's promotion to team president, he oversaw a wide spectrum of the team's business operations, including the human resources, information technology, marketing, ticket sales, fan experience and stadium operations departments. Auld joined the Rays in June 2005 as director of planning and development, where he worked closely with Silverman to define organizational priorities and assist with the transition in ownership. Soon after, he played a key role in establishing the Employee Community Outreach Team (ECOT). All Rays staff may spend up to one paid workday each month volunteering in the community and ECOT assists by finding opportunities.

Before joining the Rays, Auld attended Harvard Business School, where he earned his MBA focusing on managing human capital, marketing and finance. Auld's previous work experience includes serving as lead teacher and director of development for the East Palo Alto Charter School in California.

Born in Berkeley, Calif., Auld received a bachelor's degree in economics and master's degree in education from Stanford University, where he also captained the lacrosse team. He and Silverman met in high school in Dallas, and graduated one year apart. Brian is proud to claim that he once trekked to the bottom of Mount Everest.

He currently serves on the board of directors of the Rays Baseball Foundation, Big Brothers Big Sisters of Tampa Bay, Tampa Bay Area Chiefs of Police Education and Research Foundation, St. Petersburg Economic Development Corporation, Tampa Bay Partnership and Sports Advisory Council for Special Olympics Florida.

He and his wife, Molly, reside in St. Petersburg and are proud parents of two daughters, Lucy and Mia, and a son, Jack.

DID YOU KNOW?

ECOT | RAYS EMPLOYEE COMMUNITY OUTREACH TEAM |

April 2018 will mark the 10-year anniversary of ECOT, which provides invaluable, voluntary man hours to community service agencies that enhance or improve the quality of life in the communities they serve. ECOT's philanthropic efforts give the Rays a year-round, goodwill presence in the community. Service projects are chosen from ideas suggested by employees.

"As part of our Employee Community Outreach Team program, we encourage all employees to take one paid day each month to volunteer in the community," said Rays President Brian Auld.

In total, Rays employees have logged more than 35,000 volunteer hours split between monthly ECOT events and other ongoing projects, including Meals On Wheels, Big Brothers Big Sisters mentoring program and time spent at the Ronald McDonald House.





MATT SILVERMAN | PRESIDENT |

After serving three seasons as president of baseball operations, Matt Silverman returned last fall to the mantle of team president. Together, he and Brian Auld lead the club's business operations both internally and externally, including the pursuit of a new ballpark in Tampa Bay.

Silverman, 41, enters his 15th season with the club and his 10th in the team president capacity. He was first promoted to team president in October 2005 at the age of 29, and over the next nine years guided the franchise through the most progressive growth stage in its history. At the top of the list is the revitalization of the Rays. In the fall of 2007, Silverman directed a complete organizational rebranding including a new name, colors, uniforms and logo, a bright yellow sunburst.

In each of his last eight years as team president, *ESPN the Magazine* ranked the Rays in the top 10 in fan affordability among all 122 teams from MLB, the NFL, NHL and NBA, including No. 1 rankings in 2009 and 2012.

While steering the baseball operations department, Silverman oversaw significant leadership changes, both on the field and in the front office. During this time, he and his staff engineered 36 trades involving nearly 100 players, helping to fortify the minor league system. In December 2014, he hired Kevin Cash to become the fifth manager in Rays history. In November 2016, he elevated Erik Neander, Chaim Bloom and others within the baseball operations department. One year later, his move back to the business side completed the transition of baseball leadership, passing the baton to Neander as the team's top-ranking baseball official.

Silverman is board chairman of Starting Right, Now in both Hillsborough and Pinellas counties, which helps homeless high school students reach their potential. He is in his fifth year as the first chairman of the board of the Positive Coaching Alliance-Tampa Bay, a national nonprofit providing youth and high school athletes a positive, character-building youth sports experience. He also serves on the board of the Rays Baseball Foundation.

Prior to joining the Rays, Silverman worked closely with Stuart Sternberg at Goldman Sachs and orchestrated Sternberg's purchase of controlling interest in the franchise.

In 2010, Silverman received the George M. Steinbrenner III Citizen of the Year Award from the Sports Club of Tampa Bay. *Street and Smith's Business Journal* has twice named Silverman to its "Forty Under 40" list honoring accomplished and promising sports executives under age 40.

The Dallas native first met Auld in high school, and they graduated one year apart. He holds a bachelor of economics degree from Harvard University. Matt and his wife, Andrea, reside in St. Petersburg with their daughters Alexa and Samantha.



JEFF COGEN | CHIEF BUSINESS OFFICER |

Jeff Cogen was named chief business officer in December 2015 and brings more than 30 years of experience in the sports and entertainment industry to the Rays. In his role, he oversees ticket sales and service, corporate partnerships, marketing and creative services. He works under the direction of team presidents Brian Auld and Matt Silverman. Prior to joining the Rays, Cogen was CEO of the Nashville Predators and Bridgestone Arena. Previously, Cogen served as president of both the Dallas Stars (2007-10) and Texas Rangers (2004-07) after previously working under the Hicks Sports Group umbrella from 1993-2001.

The Newport News, Va. native began his career with Ringling Bros. and Barnum and Bailey Shows in 1979. Cogen earned his bachelor's degree from Old Dominion University. He currently serves on the board of directors for the Ronald McDonald House Charities of Tampa Bay and the American Heart Association, Tampa Bay. He and his wife, Jill, reside in St. Petersburg with their dogs, DJ and Charlie. They have three grown children.





MELANIE LENZ | CHIEF DEVELOPMENT OFFICER |

Melanie Lenz was named chief development officer in January 2018. Lenz joined the Rays in November 2006 and was responsible for managing the design and construction of the Rays spring training facility in Charlotte County. In 2014, Charlotte Sports Park was voted the favorite spring training destination by the readers of *USA Today*. In addition to the management of capital projects for the Rays, she oversees the organization's key strategic initiatives including the Rays brand extension within the television market, management of key business relationships, business analytics activities and long-term facilities planning. Lenz attended the University of Pittsburgh's Graduate School of Public and International Affairs, and received her master's degree in urban and regional planning in 1999. She earned her bachelor's degree from Duquesne University in 1995. She serves on the board of directors of the Tampa Downtown Partnership, Pinellas County Urban League and Tampa Hillsborough Economic Development Corporation. Lenz is a native of Grampian, Pa. She and her husband, Kurt, reside in St. Petersburg with their two sons.



JOHN P. HIGGINS | SENIOR VICE PRESIDENT OF ADMINISTRATION/GENERAL COUNSEL |

John P. Higgins joined the Rays organization as its first employee on April 1, 1995, when he was named the team's senior vice president and general counsel. From 1999 through 2007, he also served as the organization's chief financial officer and in January 2016 he recommenced oversight of the team's accounting and finance department. Higgins has practiced law in the Tampa Bay area since 1979, specializing in corporate, commercial and real estate law. He is also a certified public accountant. For three years, he represented Vince Naimoli and the rest of the Tampa Bay ownership group in its efforts to acquire a Major League Baseball franchise. In addition to his responsibilities with the Rays, he is "of counsel" to the Holland & Knight law firm. Higgins currently serves as a member of the board of directors of the Rays Baseball Foundation. He is also past chairman of the St. Petersburg Area Chamber of Commerce as well as PARC. He was the recipient of the 2013 Clutch Hitters Award from the Clutch Hitters of Tampa Bay organization. Higgins received his bachelor of business administration degree from the University of Notre Dame in 1975 and his juris doctorate degree from Duke University School of Law in 1979. He resides in St. Petersburg, his home since 1960, with his wife, Robin. They have two sons, Sean Patrick and Patrick Ryan, and two grandchildren, Ryan Matthew and Jordan Riley.



ROB GAGLIARDI | CHIEF FINANCIAL OFFICER |

Rob Gagliardi was named chief financial officer in 2015. He oversees all accounting and finance operations for the Rays organization. Gagliardi joined the Rays in August 2007, bringing with him more than 15 years of managerial experience in developing and implementing financial-based initiatives for industry leaders Comcast and Ernst & Young. Previously, he was vice president of finance at Comcast, overseeing the Maryland, Delaware and Richmond region. Prior to Comcast, he worked for more than seven years at Ernst & Young, where he left as a senior manager in their assurance and advisory business services group. A Philadelphia native, Gagliardi earned a bachelor's degree in accounting from Villanova University and is a certified public accountant. He serves on the governance board for the Tampa Metro YMCA and was a 2017 finalist for the *Tampa Bay Business Journal's* CFO of the Year award. Rob and his wife, Gabrielle, reside in Tampa with their two children, Isabella and Max.



**RICK NAFE** | VICE PRESIDENT, OPERATIONS/FACILITIES |

A prominent member of the Tampa Bay sports scene for the past three decades, Rick Nafe was named vice president, operations/facilities for the Rays in October 1996. In his 38 years of facility management, Nafe is one of only two facility managers in history to have hosted a Super Bowl (two), the NCAA Final Four and the World Series. Nafe joined the Rays from the Tampa Sports Authority (TSA) where he served as executive director since 1992. He joined TSA as director of operations and stadium director for Tampa Stadium in 1980. After 12 years of serving as president of the Stadium Managers Association, he now

holds the position of chairman. In 2010, he was honored with the association's Lifetime Achievement Award. He also serves on the board for the MacDonald Training Center, the Department of Sports Management at Saint Leo University, Visit Tampa Bay, Tampa Bay Sports Commission, Florida Sports Foundation and the Straz Center for the Performing Arts. Nafe is a native of Miami and earned a bachelor's degree from Florida State University. He resides in Tampa and has three adult children: Travis, Parker and Katie.

**JUAN RAMIREZ** | VICE PRESIDENT, INFORMATION TECHNOLOGY |

Juan Ramirez was named vice president of information technology in January 2015. Ramirez is responsible for the Rays technology strategies and operations. He manages the Rays information technology/audio and visual department and works across all segments of the organization to best utilize technology to improve the Rays digital infrastructure. Since his arrival in 2006, he has focused on maximizing network and application performance while relying on strong network infrastructure, centralized storage and virtualization. Ramirez has achieved his Cisco CCNP, Microsoft MCSE and VMWare VCP to retain

hands-on technical skills and develop new strategies as the information technology field evolves. Ramirez earned his bachelor's degree in computer information systems and retains many top information technology certifications. He and his wife, Nelly, reside in Tampa with their three children: Christian, Nelly and Kenya.

**BRIAN RICHESON** | VICE PRESIDENT, CORPORATE PARTNERSHIPS |

Brian Richeson is entering his 11th season with the Rays and currently serves as vice president of corporate partnerships. In this role, he oversees the corporate partnership sales and service for the organization and outreach to the business community, with a focus on developing fully integrated season-long relationships with local, regional and national companies. He joined the Rays in 2007 after eight years with the Diamondbacks as director of season ticket and legacy club sales. He began his career with the Royals group sales department in 1998. Richeson earned his bachelor's degree from the

University of Missouri. He currently serves on the executive board of directors of Leadership Tampa Bay, board of directors of the Hillsborough Education Foundation, board of directors of Seats of Dreams, on the advisory board of Visit Tampa Bay and was a 2018 Honorary Commander at MacDill Air Force Base. He and his wife, Nichole, reside in Tampa with their son, Brett.





JEFF TANZER | VICE PRESIDENT, TICKET SALES & SERVICE |

Jeff Tanzer was named vice president of ticket sales and service in January 2018. In this role, Tanzer oversees all areas of ticket sales, service and retention including season tickets, group tickets, suite sales, ticket operations and ticket technology. Tanzer is entering his 13th season with the Rays. He joined the Rays in 2006 after working with the Atlanta Hawks and Atlanta Thrashers (2002-06) and Marlins (1998-2002) in a variety of ticket sales and sales management roles. He began his career in minor league baseball with the Lake Elsinore Storm in 1998. Tanzer earned his bachelor's degree in mass communication/public relations from the University of South Florida and his master's degree in sports administration from St. Thomas University. He currently serves on the executive board of directors for the Boys and Girls Clubs of the Suncoast. He and his wife, Shannon, reside in St. Petersburg.



JENNIFER LYN TRAN | VICE PRESIDENT, HUMAN RESOURCES & ORGANIZATIONAL ENGAGEMENT |

Jenn Tran was named vice president of human resources and organizational engagement in January 2017. A native of south St. Petersburg, Tran joined the Rays organization in 1996 as a member of the finance and administration department. During her 21-year tenure with the Rays, she has served several areas of the organization. She presently oversees human resources and organizational engagement, with a focus on company culture, community initiatives and employee wellness. In 1994, prior to joining the Rays, Tran worked for the City of St. Petersburg during its pursuit of a Major League Baseball franchise. Jenn earned her bachelor's degree in business management from Eckerd College. She currently maintains her senior certified professional designation from the Society for Human Resource Management. She and her husband, David, reside in Clearwater with their four dogs.



BILL WALSH | VICE PRESIDENT, STRATEGY & DEVELOPMENT |

Bill Walsh was named vice president of strategy and development in January 2015. Since joining the Rays in 2007, Bill has led a number of business development efforts for the club, including capital projects management, digital and mobile strategy, market analysis, technology investment and business analytics. Prior to his work with the Rays, Bill served as vice president of real estate development for the New York City Economic Development Corporation during the Bloomberg administration, where he worked with developers and community groups on public-private partnership projects totaling over \$1 billion in private investment. Bill earned a master's degree from Columbia University in 2003, where he studied urban planning and development. He received a bachelor's degree from the University of Connecticut in 2001 and remains an avid fan of Huskies basketball. Bill serves on the board of trustees of the Tampa Bay History Center, the board of directors of the St. Petersburg Area Chamber of Commerce, the management committee of ULI Tampa Bay, and was named Big Brother of the Year in 2012 through his volunteer activities with Big Brothers Big Sisters of Pinellas County. He and his wife, Audra, live in St. Petersburg with their three children: Teddy, Clara and Jacqueline.





ERIC WEISBERG | VICE PRESIDENT, MARKETING & CREATIVE SERVICES |

Eric Weisberg was named vice president of marketing and creative services in January 2018. Weisberg joined the Rays in 2008 as manager of customer service. He was instrumental in creating a fun, positive service culture that emphasized fan engagement. After nine years on the fan experience side, Weisberg was tabbed to restructure and help lead the marketing and creative services team. In his current role, he oversees advertising, promotions, events, digital marketing and all creative services for the team. Prior to the Rays, Eric was the assistant director of guest services for the Kansas City Zoo and spent nearly 12 years in broadcast marketing roles for the Radio Disney Network and Walt Disney Parks and Attractions. He earned his bachelor's degree in radio, television and film from the University of Maryland. Eric and his wife, Mindy, reside in Riverview with their two girls, Abby and Julia.



BILL WIENER JR.
 | VICE PRESIDENT, EMPLOYEE & COMMUNITY DEVELOPMENT |

Bill Wiener Jr. joined the Rays organization in 1996 as a member of the administration department. Throughout his tenure with the Rays, he has gained experience in many facets of the business. Wiener presently oversees employee and community development, including business services, purchasing, risk management, worker's compensation and human resources. Prior to joining the Rays, Wiener worked for the law firm retained by the Tampa Bay ownership group to acquire a Major League Baseball franchise. Wiener earned his bachelor's degree in pre-law and criminal studies from the University of South Florida. He and his wife, Elena, reside in Clearwater with their daughters, Kaitlyn and Brenna.

DID YOU KNOW?

COMMUNITY LEADERS

Entering the 2018 season, the Rays front office staff has representatives on a combined total of 75 charitable advisory/foundation boards in the Tampa Bay area. Those organizations are focused on issues involving education, arts and culture, health/wellness, economic development, education, social responsibility, sports/recreation and tourism.



Baseball Operations



ERIK NEANDER

| SENIOR VICE PRESIDENT, BASEBALL OPERATIONS & GENERAL MANAGER |

Erik Neander (nee-ANN-der) enters his second season as senior vice president of baseball operations and general manager, and his first season as the club's top-ranking baseball official. He was named to his current post on Nov 4, 2016, and one year later Matt Silverman shifted to team president after a three-year stretch as president of baseball operations. Neander, who turns 35 in May, is the second-youngest general manager in major league baseball, after Milwaukee's David Stearns (33).

As the leader of the baseball operations department, Erik directly oversees all of its functions, including player evaluation and procurement, player development, medical training and research and development. This department faces a stiff challenge as a low-revenue club competing in the powerhouse AL East.

In 2017, Erik and his staff engineered 18 trades involving players on the 40-man roster, shattering the club record for a calendar year (10 in 2007). In the first 15 months after he was named general manager, the Rays completed 22 trades involving a total of 52 players.

Leading up to last summer's non-waiver trade deadline, he acquired six veterans each with at least six years in the majors. Among them were relief pitchers Steve Cishek, Dan Jennings and Sergio Romo, who had an immediate stabilizing effect on the bullpen. From Aug 1 through season's end, the Rays bullpen led the AL with a 2.77 ERA.

Through improved drafting, international signings, trade acquisitions and player development, Neander and his staff have steadily bolstered the farm system in recent years. *Baseball America* rated the Rays organizational talent at No. 17 in the game entering 2015, No. 13 entering 2016, No. 11 entering 2017 and No. 5 entering 2018. This rating came before the February acquisitions of Jermaine Palacios, Anthony Banda and Nick Solak.

Neander begins his 12th season in the Rays organization, with much of his past experience focused on player personnel, departmental administration, research and development, the amateur draft and major league operations. He joined the Rays in January 2007 as a baseball operations intern and was hired full-time in October 2007. He was later promoted to manager, baseball research and development in 2009, director of baseball operations prior to the 2012 season and vice president of baseball operations in October 2014.

Prior to joining the Rays, Erik worked for Baseball Info Solutions. The Oneonta, N.Y. native graduated from Virginia Tech with a bachelor's of science in food, nutrition and exercise. He and his wife, Jessica, reside in Tampa with their sons, Penn and Corbin, and their rescue animals.

DID YOU KNOW?

TOP-RANKING BASEBALL EXECUTIVES

The Rays have had four top-ranking baseball executives in franchise history.

Chuck LaMar , Senior VP, Baseball Operations & General Manager	7/19/95-10/6/05
Andrew Friedman , Executive VP, Baseball Operations	11/3/05-10/14/14
Matt Silverman , President, Baseball Operations	10/14/14-11/1/17
Erik Neander , Senior VP, Baseball Operations & General Manager	11/1/17-current



**CHAIM BLOOM** | SENIOR VICE PRESIDENT, BASEBALL OPERATIONS |

Chaim Bloom (HIGH-em), 35, was promoted to senior vice president of baseball operations on Nov 4, 2016. In this role, he works with Erik Neander to oversee all functions within baseball operations.

As he begins his 14th season in the Rays organization, Bloom's experience spans every area of baseball operations. First hired as an intern in February 2005, he was hired full-time that October and later promoted to assistant director of minor league operations in 2008. In that role, he was involved in all aspects of the Rays minor league system, including

player evaluation and assignments, the expansion of the department's video, strength and conditioning and mental skills initiatives, the creation of the "Rays Way" player development manual and the execution of individual development plans for the organization's prospects.

In November 2011, he was promoted to director of baseball operations, where his responsibilities expanded to include contract negotiation, salary arbitration, budgets and oversight of major league support staff and international scouting. His key role in player transactions continued upon his promotion to vice president of baseball operations in October 2014. In that position, he began to oversee domestic and international player development as well as the newly created baseball performance science department. He has also focused on trade negotiations, pro, amateur and international scouting philosophy, personnel additions and changes throughout baseball operations, and short- and long-term strategic planning for the department.

Prior to joining the Rays, Chaim served as a baseball operations intern for the Padres and a legal/corporate partnerships intern for Major League Baseball.

A Philadelphia native, Chaim attended Yale University, graduating in 2004 with a bachelor's degree in classics (Latin). He and his wife, Aliza, reside in St. Petersburg with their two sons, Isaiah and Judah.

**JAMES CLICK** | VICE PRESIDENT, BASEBALL OPERATIONS |

James Click enters his second season as vice president of baseball operations. In this role, he is involved in all aspects of the baseball operations department with a focus on baseball research and development, baseball systems, clubhouse operations and departmental logistics. He also assists with player evaluation, roster configuration and deployment, contract negotiation and staff management. Click joined the Rays organization in 2006 as coordinator of baseball operations. He was then promoted to director of baseball research and development and later director of baseball operations. James was raised in

Durham, N.C. and earned his bachelor's degree in history from Yale University. He and his wife, Ace, reside in St. Petersburg with their two sons, Sam and Nate.

**BOBBY HECK** | SPECIAL ASSISTANT TO THE GENERAL MANAGER |

Bobby Heck was named special assistant to the general manager in January 2018 and enters his sixth season in the Rays organization. He joined the Rays as a special assignment scout prior to the 2013 season, and was promoted to special assistant, baseball operations in the summer of 2015. Previously, Bobby served six years as the assistant general manager and scouting director for the Astros, during which time the Astros drafted Dallas Keuchel, Carlos Correa, George Springer, J.D. Martinez, Delino DeShields Jr., Jason Castro and many other major leaguers. He also spent a combined 12 years

scouting for the Rangers and Brewers. Bobby graduated from Florida International University, and earned a master's degree in sports management from St. Thomas (Fla.) University. A former minor league catcher in the Athletics system, he now resides in Windermere, Fla., with his wife, Nicole, and his daughter, Jordyn.





TOM FOLEY | SPECIAL ASSISTANT, BASEBALL OPERATIONS |

Tom Foley was named special assistant, baseball operations on Nov 17, 2017 and enters his 42nd season in professional baseball, 23rd in the Rays organization. In this new role, he will assist baseball operations in a variety of ways, including but not limited to on-field instruction, off-field mentorship, talent evaluation and time in the front office. Foley spent the last 16 seasons on the Rays major league coaching staff, the longest-tenured coach in club history. He served as bench coach for the last three seasons (2015-17) following a 13-year stint as the third base coach (2002-14). He first joined the organization as field coordinator in 1996, and that summer oversaw the Rays first mini-camp and managed Rookie-level Butte. He served as the director of minor league operations for two years (2000-01) before joining the coaching staff. Foley played 13 seasons (1983-95) in the majors as an infielder with the Reds, Phillies, Expos and Pirates. He and his wife, Marta, reside in Palm Harbor. They have three children—Bryan, Brett and Brooke—and three grandchildren: Nolen, Hunter and Samantha.



R.J. HARRISON | SENIOR ADVISOR, SCOUTING/BASEBALL OPERATIONS |

R.J. Harrison was one of the first hires by the Rays organization when he joined the club in September 1995. He served as director of scouting from 2005-15 after one year as assistant director of scouting. Harrison previously served the club as western U.S. crosschecker, national crosschecker and national scouting coordinator. Prior to joining the Rays, Harrison spent five seasons as an area scout for the Mets and eight seasons as a manager or coach in the Mariners and Giants organizations. He was drafted as a catcher by the St. Louis Cardinals in 1975 and was a member of the Florida State League champion St. Petersburg Cardinals that season. He converted to pitcher the following year and played six more seasons in the Cardinals and Mariners systems before moving to the dugout. Harrison is a graduate of Arizona State University and played in two College World Series. He and his wife of 39 years, Jane, have two daughters, Lauren and Anna. They reside in Phoenix, Ariz.



PETER BENDIX | DIRECTOR, BASEBALL DEVELOPMENT |

Peter Bendix was promoted to director of baseball development in December 2015. In this role, he is a liaison for baseball research and development to all other aspects of the organization, with a primary focus on the major league club. Peter joined the Rays as an intern in January 2009 and was hired full-time after the season, serving as an assistant of baseball operations, then coordinator of baseball research and development. A graduate of Tufts University with a degree in American studies, he now lives in St. Petersburg.



JONATHAN ERLICHMAN | DIRECTOR, ANALYTICS |

Jonathan Erlichman was promoted to director of analytics in November 2016. In this position, he oversees the organization's research efforts and coordinates improvements to decision-making processes. Jonathan joined the Rays as an intern in January 2013 and was hired full-time after that season, working as an assistant and then analyst in baseball research and development. Erlichman graduated from Princeton University with a degree in mathematics. He now resides in St. Petersburg.



**KEVIN IBACH** | DIRECTOR, PRO SCOUTING |

Kevin Ibach was named director of pro scouting in November 2015 after previously serving as a pro scout with the Rays since 2012. He supervises the Rays major league and professional scouting departments, managing the flow of information between scouts and the baseball operations department. Ibach is entering his 18th season in professional baseball. Before joining the Rays, he spent five years with the Marlins as a Midwest area scout, and seven years as a baseball operations coordinator with the Orioles. Ibach graduated from La Salle University, where he majored in communication and played short-stop. He then signed a contract with the Schaumburg Flyers of the independent Northern League. Kevin and his wife, Laurie, reside in Geneva, Ill., with their three daughters: Adalyn, Kinley and Harper.

**MITCH LUKEVICIS** | DIRECTOR, MINOR LEAGUE OPERATIONS |

Mitch Lukevics begins his 44th season in pro ball and his 23rd with the Rays organization. He joined the Rays in November 1995, serving as pitching coach for the Gulf Coast League team for one year before he was named assistant to player development and scouting in 1997. In 2006, he was promoted to director of minor league operations. In 2016, he was inducted into the Florida State League Hall of Fame. In December 2012, Minor League Baseball presented Mitch with the prestigious Sheldon "Chief" Bender Award, presented to a baseball executive with distinguished service who has been instrumental in player development. The 1975 White Sox second-round pick worked in the Chicago farm system as a pitching coach (1981-85) and minor league administrator (1986-88) before directing the Yankees minor league operations from 1989-95. As a pitcher, Lukevics was 24-5 at Penn State, where he earned a degree in health and physical education. As a freshman in 1973, he hurled 8.1 innings in a 3-1 loss to Arizona State in the Nittany Lions' College World Series opener his freshman year. He went 42-39 in 176 games over six seasons with White Sox affiliates. Lukevics has been a member of the board of trustees for the National Association of Professional Baseball Leagues since 2008 and is a member of the Major League Farm Directors Steering Committee. Mitch is the father of two children, Matt and Megan, and the grandfather of four: Matt Jr., Billy IV, Audrey and Saddy. He and his wife, Frances, were married in July 2014.

**ROB METZLER** | DIRECTOR, AMATEUR SCOUTING |

Rob Metzler was promoted to director, amateur scouting following the 2015 June Draft after spending four seasons as the department's assistant director. He has been with the Rays since 2008, also serving as an intern in baseball operations and assistant in scouting and player development. In his current role, he is responsible for all day-to-day scouting activities within the U.S., Canada and Puerto Rico in preparation for the draft. Prior to joining the Rays, Metzler interned for the Red Sox, Baseball Info Solutions and the Brewster Whitecaps of the Cape Cod Baseball League. He also served as an assistant coach at Roger Williams University (2003). Originally from West Hartford, Conn., Metzler earned a physics degree from Bowdoin College where he also played baseball. He then attended University of Massachusetts-Amherst where he earned a master's dual-degree in business and sports management and met his wife, Lindsey. They currently reside in Feather Sound, Fla., with their dog, Bubba.





JOSEPH MYERS | DIRECTOR, BASEBALL PERFORMANCE SCIENCE |

Joseph Myers, PhD, ATC joined the Rays in January 2016 as director of baseball performance science. In this role, he works to advance the use of science and technology within the baseball operations department. Myers came to the Rays from the University of North Carolina at Chapel Hill, where he spent nine years as a professor of exercise and sports science, and an adjunct professor of orthopaedics. He received a B.S. in athletic training from West Chester University of Pennsylvania, a M.A. in sports medicine from UNC and a Ph.D. in sports medicine from the University of Pittsburgh. He also

directed the Human Movement Science Doctoral Program while at UNC. Joe and his wife, Nicole, reside in St. Petersburg with their son, Porter, and daughter, Sloane.



BRIAN PLEXICO | DIRECTOR, BASEBALL SYSTEMS |

Brian Plexico was promoted to director of baseball systems in December 2015. In this role, he is responsible for software applications for scouting, statistics and player analysis. He joined the Rays in April 2006 as a software programmer, and was promoted to architect of baseball systems before assuming his current position. Before joining the Rays, Plexico spent several years as a software developer for various companies, most recently a defense contractor in Charleston, S.C. He earned a degree in physical education with an emphasis in sports medicine from the College of Charleston. Brian lives in

St. Petersburg, and has three daughters: Maicie, Hollis and Laurel.



CARLOS RODRIGUEZ | DIRECTOR, INTERNATIONAL SCOUTING |

Carlos Rodriguez was promoted to director of international scouting in November 2014 after two years as director of Latin American scouting. He is responsible for the day-to-day scouting activities outside of the U.S. and Canada. Rodriguez is entering his seventh year with the organization, having previously served as a professional and international scout. He came to the Rays after four seasons with the Blue Jays as an area scout. In 2009, he signed Yan Gomes from Barry University, the first Brazilian-born player to reach the major leagues. Rodriguez also spent a season as an intern for the Brewers. A native of

Puerto Rico, Rodriguez served as a player and assistant coach at the University of North Florida. He graduated in 2004 with a degree in business, double majoring in international business and economics. He and his wife, Omayra, reside in Tampa with their daughter, Eva Marie.



GRAHAM TYLER | DIRECTOR, BASEBALL OPERATIONS |

Graham Tyler was promoted to director of baseball operations in November 2016. He coordinates projects and facilitates communication across departments in support of the major league club, player evaluation process, performance science initiatives and research efforts. He is also involved in salary arbitration and intern hiring. He joined the Rays in 2012, coordinating the major league advance scouting process. Tyler played baseball and concentrated in economics-applied math at Brown University. He resides in Tampa.





CHRIS WESTMORELAND | DIRECTOR, TEAM TRAVEL & LOGISTICS |

Chris Westmoreland is entering his 21st season with the Rays organization and fourth as the Rays director of team travel and logistics. "Westy" was promoted to major league equipment and home clubhouse manager in 2003 after six years as minor league equipment manager. He was named the 2013 Equipment Manager of the Year by Major League Baseball. In November 2011, he served as equipment manager for a team of MLB All-Stars that traveled to Taiwan. In 2007, Chris was named Rays co-Employee of the Year. He served as president of the Major League Baseball Clubhouse Managers

Association from 2007-08. Prior to joining the Rays, Westy spent two seasons as minor league equipment manager for the Expos and two seasons as clubhouse manager for the Double-A Knoxville Smokies of the Blue Jays organization. He also spent a spring as a clubhouse assistant for the Rangers as well as the MLB All-Star Game at Rangers Ballpark in Arlington. Westy attended Santa Fe Community College in Gainesville and the University of Tennessee. He resides in St. Petersburg and has two daughters, Sierra and Brooklin.

DID YOU KNOW?

PREGAME SCHEDULE

12:10 START

Home BP	9:35-10:35 a.m.
Away BP	10:35-11:25 a.m.
Home IF	11:25-11:35 a.m.
Away IF	11:35-11:45 a.m.
Grounds Crew	11:45 a.m.
First Pitch	12:10 p.m.

1:10 START

Home BP	10:35 a.m.-11:35 a.m.
Away BP	11:35 a.m.-12:25 p.m.
Home IF	12:25-12:35 p.m.
Away IF	12:35-12:45 p.m.
Grounds Crew	12:45 p.m.
First Pitch	1:10 p.m.

3:10 START

Home BP	12:35-1:35 p.m.
Away BP	1:35-2:25 p.m.
Home IF	2:25-2:35 p.m.
Away IF	2:35-2:45 p.m.
Grounds Crew	2:45 p.m.
First Pitch	3:10 p.m.

4:10 START

Home BP	1:35-2:35 p.m.
Away BP	2:35-3:25 p.m.
Home IF	3:25-3:35 p.m.
Away IF	3:35-3:45 p.m.
Grounds Crew	3:45 p.m.
First Pitch	4:10 p.m.

6:10 START

Home BP	3:35-4:35 p.m.
Away BP	4:35-5:25 p.m.
Home IF	5:25-5:35 p.m.
Away IF	5:35-5:45 p.m.
Grounds Crew	5:45 p.m.
First Pitch	6:10 p.m.

7:10 START

Home BP	4:35-5:35 p.m.
Away BP	5:35-6:25 p.m.
Home IF	6:25-6:35 p.m.
Away IF	6:35-6:45 p.m.
Grounds Crew	6:45 p.m.
First Pitch	7:10 p.m.



Rays in the Community



RAYS BASEBALL FOUNDATION

Official Charity of the Tampa Bay Rays

T

HE TAMPA BAY RAYS ARE COMMITTED TO BEING A STRONG COMMUNITY PARTNER AND ENERGIZING OUR COMMUNITY THROUGH THE MAGIC OF RAYS BASEBALL.

The Rays Baseball Foundation, a 501(c)(3) organization and the official charity of the Rays, focuses on youth and educational programming in the Tampa Bay region that make a measurable difference in the community. Key contributors to the foundation include Rays owners, players, corporate partners, fans and employees.

PROGRAMS

BE WATER SMART FROM THE START

Since 2014, the Rays have teamed up with local YMCAs, United Way Suncoast, Juvenile Welfare Board and the Children's Board of Hillsborough County to encourage children and families to be water smart from the start. The program provides access to life-saving water safety programs to both children and their parents through their local YMCAs in Pinellas and Hillsborough counties.

READING WITH THE RAYS

The "Reading with the Rays - Read Your Way to the Ballpark" summer reading program uses the magic of baseball to encourage kids to maintain their reading skills over the summer months. This program is made possible through a partnership with Suncoast Credit Union and the public library systems in Charlotte, Citrus, Hernando, Hillsborough, Manatee, Pasco, Pinellas, Polk and Sarasota counties. The program has reached more than 300,000 Tampa Bay area school children.

SOUTH ST. PETERSBURG NEIGHBORHOOD INITIATIVE

The Rays launched the South St. Petersburg Neighborhood Initiative in response to the tragic 2009 shooting death of 8-year old Paris Whitehead in South St. Petersburg, an underserved community located next to Tropicana Field. This program has grown exponentially since its inception to include:

Education

- ♦ Academy Prep Center of St. Petersburg
- ♦ Campbell Park Elementary
 - Field Days
 - Mentoring
 - Walking School Bus
 - Wow! Room
 - Write Field Program

Support of Youth Recreation

- ♦ Boys & Girls Clubs of the Suncoast
- ♦ Burg Baseball
- ♦ Child's Park YMCA
- ♦ Field Renovations
- ♦ Wildwood Baseball

HOME RUN CLUB

In 2010, James and Ryane Shields, along with the Rays, donated a suite to start a special club for foster kids called the Big Game James Club. In 2013, the Big Game James Club became the Home Run Club. Even though founders James and Ryane Shields are no longer members of the Rays, their legacy of advocating for children in foster care lives on. The club continues to offer a sense of stability and belonging to hundreds of foster children and adoptive families throughout Tampa Bay. Each season, with the help of Eckerd, the Heart Gallery,



Rays pitcher Chris Archer reads to children at Rays Fan Fest in February. The Reading with the Rays program encourages kids to maintain their reading skills over the summer months and has reached more than 300,000 Tampa Bay area school children.

KEVIN SABITUS / TAMPA BAY RAYS



Guardian ad Litem, Ready for Life and Family Resources, over 100 foster children become club members and attend a series of home games in the suite. When the suite isn't being used for club kids, Eckerd and the Heart Gallery use the suite for special adoption events. The stadium also plays host to a permanent Heart Gallery exhibit, displaying professional portraits and personal biographies of children waiting to be adopted. The Home Run Club and Heart Gallery events hosted by the Rays have resulted in numerous adoptions for local foster children.

GOOD SPORTS

Since 2014, Good Sports has partnered with the Rays and starting pitcher Chris Archer to provide donations of new sports equipment, apparel and footwear to youth programs serving children in need. Through this initiative, donations are made throughout the baseball season in Charlotte County during spring training, as well as Hillsborough and Pinellas counties during the regular season.

SCHOLARSHIPS

Since 2008, the Rays Baseball Foundation has teamed up with local partners to provide more than \$1 million in college scholarships for students participating in the Take Stock in Children program in Hillsborough, Manatee, Pasco, Pinellas and Sarasota counties. The foundation also funds the Academy Prep Centers for Education Scholarships in both Tampa and St. Petersburg, the St. Petersburg College Foundation First Generation Scholars, the University of South Florida Latino Scholarship, the Barry Jones Memorial Scholarship, the Don Zimmer Memorial Scholarship and the Monte Irvin Scholarship.

GRANTS

COMMUNITY FUND GRANT PROGRAM

The Rays Community Fund Grant Program provides assistance to local nonprofits in the Tampa Bay region. Grants averaging \$5,000 are awarded through this program. These funds help enhance and support current programs offered by community-based nonprofit organizations. The foundation has invested more than \$1.5 million in more than 300 local nonprofits through this grant program.

PARTNERSHIP GRANT PROGRAM

The Rays Baseball Foundation is proud to maintain long-standing partnerships with key community organizations throughout Tampa Bay. The foundation provides grants each year to established community partners to support existing programs that serve youth and educational initiatives in the region.

- ◆ Academy Prep Centers of St. Petersburg and Tampa
- ◆ Big Brothers Big Sisters of Tampa Bay
- ◆ Boys & Girls Clubs of Charlotte County
- ◆ Boys & Girls Clubs of the Suncoast
- ◆ Bradenton RBI
- ◆ Burg Baseball
- ◆ CASA (Community Action Stops Abuse)
- ◆ Child's Park YMCA
- ◆ Children's Dream Fund
- ◆ City of St. Petersburg Parks & Rec
- ◆ City of Tampa Parks & Rec
- ◆ Community Tampa Bay
- ◆ Crisis Center of Tampa Bay



- ◆ Feeding Tampa Bay
- ◆ Good Sports
- ◆ Hillsborough Education Foundation
- ◆ Junior Achievement of Tampa Bay
- ◆ Manatee Education Foundation
- ◆ National Pediatric Cancer Foundation
- ◆ Pasco Education Foundation
- ◆ Pinellas Education Foundation
- ◆ Positive Coaching Alliance - Tampa Bay
- ◆ Poynter Institute
- ◆ Rays RBI Tampa
- ◆ Ronald McDonald House Charities of Tampa Bay
- ◆ Starting Right, Now
- ◆ St. Petersburg College
- ◆ Take Stock in Children - Manatee
- ◆ Take Stock in Children - Sarasota
- ◆ Tampa Bay Watch
- ◆ Tampa General Hospital
- ◆ Tampa Jewish Community Centers
- ◆ Tampa Metropolitan Area YMCA
- ◆ Team Smile
- ◆ University of South Florida
- ◆ Wildwood Rays
- ◆ Willie Horton 360
- ◆ YMCA of Greater St. Petersburg
- ◆ YMCA of the Suncoast

RAYS IN THE COMMUNITY

The Rays strive to play a significant role in our community by utilizing our platform to showcase our partners who work tirelessly to make Tampa Bay strong and healthy.

RAYS JERSEY PROGRAM

Since 2014, the Rays Jersey Program, presented by Suncoast Credit Union and the Rays, has outfitted more than 50,000 Tampa Bay area tee-ball players and coaches with Fanatics jerseys and caps. The program covers more than 80 different leagues in nine area counties and saves the leagues more than \$1 million dollars in equipment costs. As a result of these savings, officials from some of the participating leagues have noted that they now have the ability to pass these savings along to participant families. They have also been able to repair their scoreboards, provide paint upgrades to dugouts, add fencing for fields, fund new equipment pur-

chases and grounds crew supplies and repair concession stands and other facilities. As part of the overall program, the Rays host instructional clinics for their players and coaches in partnership with the Positive Coaching Alliance. PCA provides tips to coaches and parents on how to provide a positive, character-building youth sports experience to their teams.

RAYS UP EVENTS IN THE BALLPARK

Each season, the Rays team up with community partners for Rays Up Events. Through this program, the Rays donate valuable in-game assets to groups to help raise awareness for their organization. Assets include pregame presentations, ceremonial first pitches, national anthem performances, color guard presentations, radio interviews, TV interviews, as well as a feature in the digital Community Corner.

COMMUNITY CORNER

The Rays Community Corner is a dedicated, in-stadium digital display, which provides community nonprofits the opportunity to raise awareness about their mission, programs and services.

RAYS WIVES

The Rays Wives participate in community events throughout the baseball season. They plan and coordinate signature events such as the Rays on the Runway Fashion Show, benefiting the Children's Dream Fund and food collection drives and auctions, which benefit various community partners.

ECOT

The Rays Employee Community Outreach Team (ECOT) was established in 2008 to provide invaluable volunteer hours to community service agencies that enhance or improve the quality of life in the communities they serve. In total, Rays employees have logged more than 35,000 volunteer hours to support nonprofits in the Tampa Bay region. ECOT's philanthropic efforts give the Rays a year-round presence in our community.

IN-KIND DONATIONS

Each year the Rays donate thousands of items to fundraising events throughout the state of Florida. Donations include tickets, baseball memorabilia and autographed items.

For more information on how to donate to the Rays Baseball Foundation, or to find out how the Foundation can support your group, please visit raysbaseball.com/community.





Coaches & Staff

Don Zimmer spent 11 seasons as the Rays senior advisor, his most time spent with any organization, to complete an illustrious 66-year baseball career. He passed away on June 4, 2014. Tom Foley (left) served 16 seasons on the major league coaching staff, the longest-tenured coach in Rays history, before being appointed special assistant, baseball operations last November.

SKIP MILOS / TAMPA BAY RAYS

Kevin Cash



BATS
RIGHT

THROWS
RIGHT

HEIGHT
6'0"

WEIGHT
200

KEVIN FORREST CASH

OPENING DAY AGE **40**
 BORN **12/6/77** in Tampa, FL
 RESIDES **Tampa, FL**
 POSITION PLAYED **Catcher**

TENURE **This is his 19th season in professional baseball, 16th at the major league level, fourth as a major league manager.**

X-RAY REPORT

- Kevin and his family are active volunteers at Johns Hopkins All Children's Hospital in St. Petersburg...11-year-old Camden, the oldest daughter of Kevin and his wife, Emily, had open-heart surgery at the same hospital in 2007, when she was only 17 months old...the couple has two other children: daughter Ella (10) and son J.D. (5).
- Kevin has been the victim of multiple pranks when the Rays have played his former boss, Indians Manager Terry Francona...last year in Cleveland, a scoreboard message greeted him during BP: "How bad is Kevin Cash at the plate?"...it displayed a selection of his career batting stats.
- Kevin is the only current major league manager to have played in the Little League World Series and one of five to play in the College World Series (Florida State), joining BOS Alex Cora (Miami, 1996), CLE Terry Francona (Arizona, 1980), OAK Bob Melvin (Cal, 1980) and DET Ron Gardenhire (Texas, 1979).
- The Tampa native was a member of the Tampa Northside Little League team that advanced to the 1989 Little League World Series in Williamsport, Pa. ...he was one of three 11-year-olds on a team of 12-year-olds...Kevin's Northside team was later invited to play in the first "game" ever played at Tropicana Field (then the Florida Suncoast Dome)...the youngsters played a Wiffle ball contest as part of the dome's opening ceremonies in February 1990.
- Kevin, his father, Mike, and his late uncle, Ron, all played in the College World Series; Ron with Florida State in 1970 and Mike with Georgia Southern in 1973...all three were infielders... Mike was drafted in the 27th round by the

Giants in 1974 and played five seasons in the Giants and Phillies chains...in 1976 with Fresno in the Class-A California League, he had 22 HR and 102 RBI...only one other player in the Giants organization hit more home runs that season: Bobby Murcer hit 23 with the big league club... Ron played two seasons in the majors with the Tigers (1973-74) and hit .297 in 34 career games.

- His father was also an original Rays season ticket holder.

MANAGING & COACHING CAREER

- Begins his fourth season as manager of the Rays...named the fifth manager in Rays history on Dec 5, 2014 and turned 37 years old the next day...became the youngest manager in Rays history and, at 40, remains the youngest major league manager since 2009, when A.J. Hinch piloted the Diamondbacks at the age of 34...he was the youngest to manage in the AL since 35-year-old Eric Wedge with the Indians in 2003.

YOUNGEST ACTIVE MLB MANAGERS

MANAGER, TEAM	BIRTHDATE*
Kevin Cash, TB	12/6/77 (40)
Andy Green, SD	7/7/77 (40)
Alex Cora, BOS	10/18/75 (42)
Gabe Kapler, PHI	7/31/75 (42)
Mickey Callaway, NYM	5/13/75 (42)

*AGE ON OPENING DAY 2018

YOUNGEST MLB MANAGERS, LAST 25 YEARS

MANAGER, TEAM	DEBUT	AGE
A.J. Hinch, ARI	5/8/09	34 years, 358 days
Eric Wedge, CLE	3/31/03	35 years, 63 days
Kevin Cash, TB	4/6/15	37 years, 120 days



- There were nine major leaguers older than Cash in 2017, and two of them—Carlos Beltrán and Bronson Arroyo—retired after the season.
- Owns a 228-258 (.469) record after his three seasons with the Rays, better than any Rays manager before him after the first three seasons... Lou Piniella was 200-285 after three seasons, Larry Rothschild was 201-284 and Joe Maddon was 224-262.

RAYS MANAGERS, ALL-TIME			
	W	L	PCT.
Kevin Cash (2015-)	228	258	.469
Joe Maddon (2006-14)	754	705	.517
Lou Piniella (2003-05)	200	285	.412
Hal McRae (2001-02)	113	196	.369
Larry Rothschild (1998-2001)	205	294	.411

- Named to the 2017 AL All-Star Team coaching staff by Indians Manager Terry Francona, who then had to miss the event due to a medical procedure...Cash assisted Indians bench coach Brad Mills in managing the team...prior to Cash, the only managers to represent the Rays at the All-Star Game were Joe Maddon in 2009 (St. Louis) and Larry Rothschild in 2000 (Atlanta).
- Is the sixth Tampa-born manager in major league history, and second to manage the Rays... that list includes Hall of Famers Al Lopez and Tony La Russa, Lou Piniella (for whom Cash played in 2005), Dave Miley and John Hart.
- Is the second Florida State University alumnus to manage the Rays, joining the franchise's first manager, Larry Rothschild.
- For two seasons (2013-14) before joining the Rays, served as the bullpen coach for the Indians under Terry Francona, whom he played for in Boston (2007-08, 2010)...in his two seasons there, with Cash and pitching coach Mickey Callaway in place, Indians pitchers posted the AL's 4th-best ERA at 3.69, just behind the Rays (3.65)...Indians pitchers also led the majors in strikeouts those two seasons and fanned a then-major-league-record 1,450 batters in 2014...Cash and Callaway were credited with assisting in improvements made by two-time AL Cy Young winner Corey Kluber, Carlos Carrasco, Scott Kazmir and Ubaldo Jiménez.
- Finished his playing career in the Rangers organization in 2011 after playing the season with Triple-A Round Rock...after the minor league season, he served as an advance scout for the major league team for the rest of 2011 and was at Tropicana Field the night Evan Longoria hit his

walk-off homer in "Game 162" to send the Rays to the ALDS vs. TEX.

- In 2012, he was a major league advance scout for the Blue Jays.

PLAYING CAREER

- Played professionally for 12 seasons with six organizations from 2000-11, including parts of eight seasons in the major leagues with five different teams from 2002-10...played all but 20 games in his career with AL East teams... played for four of the five teams in the division... appeared in 241 games (189 starts), all at catcher.
- Caught two seasons in the Rays organization, including 13 games with the major league club in 2005...became the second former Devil Rays/Rays player to manage in the major leagues, joining Ozzie Guillén (White Sox/Marlins)...this past offseason, Mickey Callaway (Mets), Gabe Kapler (Phillies) and Dave Martinez (Nationals) joined this group.
- Threw out 26.7 pct (43 of 161) of attempted base stealers in his career...the major league average during his career was 24.4 pct.
- Started for the U.S. team in the Futures Game in Milwaukee in 2002 and later that year was a September call up by Toronto.
- Delivered his first major league hit on Sep 11, 2002 at CLE, a single off Dave Burba...his first home run came the next season on Sep 27 vs. CLE off Terry Mulholland.
- Was in the Opening Day lineup for the Blue Jays in 2004 and started a career-high 50 games... was the Jays regular catcher until mid-May, when he went on the disabled list with a rib injury...returned in June and served as a backup to Gregg Zaun the rest of the season...threw out 42.4 pct. (14 of 33) of attempted base stealers, 4th best among major league catchers (min. 50 starts).
- Acquired by the Devil Rays from the Blue Jays for Chad Gaudin at the 2004 Winter Meetings in Anaheim...was up with the Devil Rays in 2005 for 39 days (June 13–July 22) replacing veteran Charles Johnson, who was released...homered in his first at-bat as a Ray, and remains one of 14 who have done that...it came on June 15 vs. MIL off Victor Santos...in that same game, he caught Hideo Nomo's 200th career win, automatically qualifying Nomo for Meikyukai, one of Japan's two baseball halls of fame...of his 5 hits as a Ray, two were home runs...Cash's only other homer as a Devil Ray came off Hall of Famer Randy Johnson on June 21 at NYY in a 20-11 loss.



- ◆ Was on the 40-man roster for former Rays Manager Joe Maddon's first spring training camp in 2006, but spent the entire season at Triple-A Durham and never played for Joe... signed a minor league contract with the Red Sox after the season.
- ◆ Received World Series rings from the 2007 Red Sox and 2009 Yankees...joined the Red Sox for the last six weeks of the 2007 season when catcher Doug Mirabelli went on the disabled list...was on the Red Sox ALDS postseason roster, but didn't play.
- ◆ Started 42 games for the Red Sox in 2008 including all 30 of Tim Wakefield's starts...homered in Game 4 of the ALCS vs. the Rays at Fenway Park off Andy Sonnanstine...was in the visitors' dug-out at Tropicana Field when the Rays clinched the AL pennant with a 3-1 win in Game 7...was up with the Yankees for two weeks in 2009 (May 12-27) and appeared in 10 games while Jorge Posada was on the disabled list.
- ◆ In his last major league season in 2010, he was traded from the Astros back to the Red Sox on July 1 when catchers Jason Varitek and Victor Martinez went on the disabled list...in the final major league start of his career on Oct 2 vs. NYY, he played a key role in a Red Sox win that helped propel the eventual AL East champion Rays into a first-place tie with the Yankees with one game to play...his bases-loaded walk in the 8th inning tied the game that was eventually won, 7-6, by the Red Sox in 11 innings...while with the Astros, he pitched one inning on May 28 at CIN in a 15-6 loss.
- ◆ Hit his last major league home run on June 13, 2010 at NYY for the Astros...it came off Phil Hughes, who made the All-Star Team that season and won 18 games.

AMATEUR CAREER

- ◆ On Aug 7, 1999—the same day Wade Boggs delivered his 3,000th career hit at Tropicana Field—he signed as a non-drafted free agent with the Blue Jays...he then worked with Ernie Whitt to develop his craft behind the plate.
- ◆ Played infield in high school and college...played three seasons at Florida State University...his junior year (1999), hit .317/.430/.536 (80-for-252) with 14 HR and 58 RBI, earning second team All-ACC honors...named Most Valuable Player of the Tallahassee Regional in the 1999 College World Series.
- ◆ Kevin was undrafted out of FSU in 1999...after the season, he spent the summer with the Falmouth Commodores in the Cape Cod League, where he was named the team's Most Valuable Player...that summer he went to Manager Jeff Trundy and volunteered to move from infielder to catcher after illness and injury sidelined the team's two catchers...Kevin threw out two base-runners in his first inning behind the plate, and the position switch stuck.
- ◆ At FSU, he played in the first-ever Devil Rays game, a spring exhibition at Al Lang Field on Feb 26, 1998...Cash played first base for FSU and went 0-for-2 in the Devil Rays 6-3 win.
- ◆ His roommate at FSU was J.D. Drew...the two reunited with the Red Sox in 2007, 2008 and 2010...was also a college teammate of Matt Diaz, who was selected by the Rays in the 17th round of the 1999 June Draft.
- ◆ Graduated from Gaither High School in North Tampa, where he was All-State in 1996 under coach Frank Permuy, who retired in 2014 after 31 years at the school...was cut from the school's fall team his sophomore season.

MANAGERIAL RECORD

YEAR	CLUB	LEAGUE	WON	LOST	PCT.	POSITION
2015	Tampa Bay	American	80	82	.494	Fourth
2016	Tampa Bay	American	68	94	.420	Fifth
2017	Tampa Bay	American	80	82	.494	Third
Major League Totals			228	258	.469	



CAREER BATTING

YEAR	CLUB	AVG	G	AB	R	H	2B	3B	HR	RBI	SH	SF	HB	BB-I	SO	SB	CS	GDP	SLG	OBP
2000	Hagerstown	.245	59	196	28	48	10	1	10	27	1	1	1	22-1	54	5	3	7	.459	.323
2001	Dunedin	.283	105	371	55	105	27	0	12	66	4	1	8	43-2	80	4	3	11	.453	.369
2002	Tennessee	.277	55	213	38	59	15	1	8	44	0	2	1	36-2	44	5	2	4	.469	.381
	Syracuse	.220	67	236	27	52	18	0	10	26	2	1	2	25-0	72	0	1	3	.424	.299
	Toronto	.143	7	14	1	2	0	0	0	0	0	0	0	1-0	4	0	0	1	.143	.200
2003	Syracuse	.270	93	326	37	88	28	2	8	37	0	3	2	29-1	81	1	0	14	.442	.331
	Toronto	.142	34	106	10	15	3	0	1	8	5	1	1	4-0	22	0	0	6	.198	.179
2004	Toronto	.193	60	181	18	35	9	0	4	21	0	2	4	10-0	59	0	0	3	.309	.249
2005	Durham	.293	42	147	25	43	10	0	9	27	1	2	3	12-0	42	0	0	3	.544	.354
	Tampa Bay	.161	13	31	4	5	1	0	2	2	0	0	1	1-0	13	0	0	3	.387	.212
2006	Durham	.183	78	240	17	44	10	1	2	21	3	1	5	24-0	74	1	2	7	.258	.270
2007	Pawtucket	.176	59	176	22	31	7	0	7	25	5	2	2	23-0	56	0	0	4	.335	.276
	Boston	.111	12	27	2	3	1	0	0	4	0	1	1	4-0	13	0	0	2	.148	.242
2008	Boston	.225	61	142	11	32	7	0	3	15	0	2	0	18-1	50	0	0	6	.338	.309
2009	Scranton/W-B	.221	23	68	7	15	1	0	2	9	0	0	0	9-0	23	0	0	4	.324	.312
	New York-AL	.231	10	26	1	6	2	0	0	3	0	1	1	0-0	5	0	0	1	.308	.250
2010	Round Rock	.235	10	34	3	8	0	0	4	0	0	0	0	3-0	10	0	0	1	.235	.297
	Houston	.204	20	54	3	11	1	0	2	4	2	0	0	5-0	13	0	0	2	.333	.271
	Boston	.133	29	60	1	8	1	0	0	1	1	0	1	6-0	16	0	0	2	.150	.224
	Pawtucket	.250	1	4	1	1	0	0	0	1	0	0	0	0-0	1	0	0	0	.250	.250
	Lowell	.250	1	4	0	1	1	0	0	0	0	0	0	0-0	0	0	0	0	.500	.250
2011	Round Rock	.244	85	291	36	71	15	2	6	45	0	1	4	44-0	63	0	1	7	.371	.350
	Minor League Totals	.245	678	2306	296	566	142	7	74	332	16	14	28	270-6	600	16	12	65	.409	.330
	Major League Totals	.183	246	641	51	117	25	0	12	58	8	7	9	49-1	195	0	0	26	.278	.248

POSTSEASON BATTING

YEAR	SERIES	CLUB	AVG	G	AB	R	H	2B	3B	HR	RBI	SH	SF	HB	BB-I	SO	SB	CS	GDP	SLG	OBP	E
2008	ALDS	BOS vs. LAA	-	1	0	0	0	0	0	0	0	0	0	0	0-0	0	0	0	0	-	-	0
	ALCS	BOS vs. TB	.333	3	3	1	1	0	0	1	1	0	0	0	0-0	1	0	0	0	1.333	.333	0
	Postseason Totals		.333	4	3	1	1	0	0	1	1	0	0	0-0	1	0	0	0	1.333	.333	0	

DID YOU KNOW?

CASH PREGAME MEDIA AVAILABILITY

As a rule, Rays Manager Kevin Cash will be available to the media in the dugout approximately two hours and 40 minutes before first pitch at all home games, except home day games following night games, when there is no pregame availability for the manager. On the road, Kevin is available one hour and 40 minutes prior to first pitch.



| IS | MAJOR LEAGUE FIELD COORDINATOR

Rocco Baldelli



BATS
RIGHT

THROWS
RIGHT

HEIGHT
6'4"

WEIGHT
215



ROCCO DAN BALDELLI

OPENING DAY AGE **36**
BORN **9/25/81** in Woonsocket, RI
RESIDES **St. Petersburg, FL**
POSITION PLAYED **Outfielder**

TENURE **This is his 19th season in professional baseball, 18th in the Rays organization, fourth as a coach.**

SOCIAL MEDIA @roccobaldelli

COACHING CAREER

- ◆ Begins his first season as major league field coordinator, a newly created position that was finalized Nov 17, 2017...in this role, he will assist Manager Kevin Cash and bench coach Charlie Montoyo during the game, continue to work with outfielders and focus on continued development of major league players.
- ◆ Spent the last three seasons (2015-17) as the Rays first base coach...was 33 years old when named to the post on Dec 19, 2014, and still remains the youngest coach in Rays history, supplanting Billy Hatcher, who was 37 as the first base coach for the inaugural Devil Rays in 1998.
- ◆ Prior to joining the coaching staff, he spent four seasons (2011-14) in the Rays organization as a special assistant, baseball operations—a position he accepted in January 2011 upon retiring from an 11-year career as an outfielder.

PLAYING CAREER

- ◆ Selected by the Rays in the first round (No. 6 overall) of the 2000 June Draft...played parts of six major league seasons with the Rays (2003-04, 2006-08, 2010) and Red Sox (2009).
- ◆ Finished third in the 2003 AL Rookie of the Year balloting behind KC Angel Berroa and NYY Hideki Matsui...received five first-place votes...led AL rookies with a .289 avg., 89 runs, 8 3B, 27 SB and 184 hits, one shy of Ted Williams' rookie season...his .289 avg. remains the club record for a rookie.
- ◆ Amassed 39 hits in his first month in the major leagues (April 2003), still a club record for any player in April...is the last rookie to lead the AL

in outfield assists (15) and one of only nine to do it since 1931.

- ◆ In his first two seasons, he hit .285 (329-for-1,155) with 27 HR and 44 SB.
- ◆ Missed the entire 2005 season due to knee and elbow surgeries, and was hampered by injuries for the rest of his career...was ultimately forced to retire at the age of 29...played his final game in Game 1 of the 2010 ALDS vs. TEX.
- ◆ Drove in the go-ahead run in the Rays 3-1 win in Game 7 of the 2008 ALCS vs. BOS...his 5th-inning single off Jon Lester put the Rays up, 2-1.
- ◆ Is one of three players in Rays history to hit a home run in the World Series, coming in Game 5 at PHI in 2008 off Ryan Madson.
- ◆ His only year outside the organization was 2009 when he signed as a free agent with the Red Sox.

PERSONAL & MISC.

- ◆ Was the 2008 winner of the Tony Conigliaro Award, given by the Boston Chapter of the BBWAA to the major league player who has overcome adversity through the attributes of spirit, determination and courage—trademarks of the former Red Sox star outfielder.
- ◆ Was a 2004 inductee into the Rhode Island Italian-American Hall of Fame.
- ◆ Named all-state in baseball, track, basketball and volleyball at Bishop Hendrick High School in Warwick, R.I....remains one of only two Rhode Island natives to be selected in the first round of the regular phase of the June Draft, along with infielder Bill Almon (Padres, 1974)...between 1965-86 the June Draft consisted of two phases.



CAREER BATTING

YEAR	CLUB	AVG	G	AB	R	H	2B	3B	HR	RBI	SH	SF	HB	BB-I	SO	SB	CS	GDP	SLG	OBP
2000	Princeton	.216	60	232	33	50	9	2	3	25	2	0	5	12-0	56	11	3	3	.310	.269
2001	Charleston (SC)	.249	113	406	58	101	23	6	8	55	5	6	11	23-0	89	25	9	7	.394	.303
2002	Bakersfield	.333	77	312	63	104	19	1	14	51	4	1	7	18-2	63	21	6	2	.535	.382
	Orlando	.371	17	70	10	26	3	1	2	13	0	3	2	5-0	11	3	2	1	.529	.413
	Durham	.292	23	96	13	28	6	1	3	7	2	0	0	0-0	23	2	5	1	.469	.292
2003	Tampa Bay	.289	156	637	89	184	32	8	11	78	3	6	8	30-4	128	27	10	10	.416	.326
2004	Tampa Bay	.280	136	518	79	145	27	3	16	74	3	6	8	30-2	88	17	4	12	.436	.326
2005	Tampa Bay	Injured-Did Not Play																		
2006	Durham	.404	12	47	7	19	5	0	0	4	0	0	0	4-0	10	0	1	1	.511	.451
	Tampa Bay	.302	92	364	59	110	24	6	16	57	0	2	7	14-1	70	10	1	2	.533	.339
2007	Tampa Bay	.204	35	137	16	28	6	0	5	12	1	0	3	9-1	35	4	1	1	.358	.268
	Durham	.125	2	8	2	1	0	0	1	1	0	0	0	1-1	2	0	0	0	.500	.222
	Vero Beach	.000	2	5	1	0	0	0	0	0	0	0	0	1-0	1	0	0	0	.000	.167
2008	Vero Beach	.216	11	37	3	8	1	0	2	8	0	0	1	4-1	10	2	0	0	.405	.310
	Montgomery	.297	13	37	6	11	1	0	3	8	0	0	1	6-0	7	0	1	2	.568	.409
	Tampa Bay	.263	28	80	12	21	5	0	4	13	0	0	3	7-0	25	0	0	1	.475	.344
2009	Boston	.253	62	150	23	38	4	1	7	23	0	1	2	11-0	37	1	0	6	.433	.311
	Pawtucket	.077	4	13	1	1	0	0	0	1	0	1	0	1-0	5	0	0	0	.077	.133
2010	Charlotte	.283	12	46	6	13	4	0	0	6	0	0	0	1-0	11	0	0	1	.370	.298
	Durham	.273	11	44	7	12	3	0	2	8	0	2	1	1-0	11	0	0	2	.477	.292
	Tampa Bay	.208	10	24	3	5	1	0	1	5	0	0	0	1-0	5	1	0	1	.375	.240
	Minor League Totals	.276	357	1353	210	374	74	11	38	187	13	13	29	76-4	299	64	27	20	.432	.326
	Rays Totals	.280	457	1760	258	493	95	17	53	239	7	14	29	91-8	351	59	16	27	.444	.324
	Major League Totals	.278	519	1910	281	531	99	18	60	262	7	15	31	102-8	388	60	16	33	.443	.323

DID YOU KNOW?

LONGEST SERVICE TIME WITH THE RAYS

Evan Longoria	9 years, 170 days
Carl Crawford	8 years, 72 days
Ben Zobrist	7 years, 134 days
Melvin Upton Jr.	6 years, 126 days
James Shields	6 years, 125 days
Alex Cobb	6 years, 61 days

Rocco Baldelli	6 years, 33 days
David Price	5 years, 116 days
Aubrey Huff	5 years, 102 days
J.P. Howell	5 years, 99 days
Desmond Jennings	5 years, 75 days
Travis Harper	5 years, 38 days

TB



| 41 | BULLPEN COACH

Stan Boroski




BATS
RIGHT

THROWS
RIGHT

HEIGHT
6'2"

WEIGHT
195



STANLEY JOSEPH BOROSKI JR. (buh-ROSS-key)

OPENING DAY AGE **54**
 BORN **7/14/63** in Martins Ferry, OH
 RESIDES **St. Cloud, FL**
 POSITION PLAYED **Catcher, Pitcher**

TENURE **This is his 33rd season in professional baseball, 27th as a coach or scout, ninth in the Rays organization.**

COACHING CAREER

- Is the longest tenured member of the Rays coaching staff, as he begins his ninth season on the staff and seventh full season as bullpen coach...joined the Rays as assistant to the pitching coach on Dec 17, 2009...midway through the 2011 season began filling in for bullpen coach Bobby Ramos, who was ill...officially replaced Ramos as bullpen coach on Nov 30, 2011...is the seventh bullpen coach in club history.
- Prior to joining the Rays, he spent 18 years with the Astros organization, where he served as either a coach or scout, including the last three seasons as pitching coach for the Double-A Corpus Christi Hooks in the Texas League.
- Was the pitching coach for the Class-A Salem Avalanche, the Astros affiliate in the Carolina League, from 2003-06...served in the same capacity for Class-A Michigan in the Midwest League for two seasons and had previously been a coach with the Astros Gulf Coast League and Appalachian League affiliates...served as a scout from 1991-93,

and combined coaching and scouting duties at various other times during his career with the Astros.

PLAYING CAREER

- Selected by the Brewers in the 20th round of the 1981 June Draft as a catcher out of Buckeye South High School in Rayland, Ohio.
- After two years in the Brewers system, switched to pitcher and was signed by the Royals, where he remained for four years.
- Underwent two rotator cuff surgeries.

PERSONAL & MISC.

- Has a degree in biology from Ohio University.
- Was all-state in baseball, football and basketball at Buckeye South...in July 2014 was inducted into the Ohio Valley Athletic Conference Hall of Fame.
- Resides in St. Cloud, Fla., with his wife, Carol, and their two children, Sarah and Clayton.

CAREER BATTING

YEAR	CLUB	AVG	G	AB	R	H	2B	3B	HR	RBI	SH	SF	HB	BB-I	SO	SB	CS	SLG	OBP
1982	Pikeville	.288	30	66	5	19	3	0	0	7	4	0	0	7-0	16	2	1	.333	.356
1983	Beloit	.073	31	82	6	6	1	0	0	4	2	0	0	5-0	35	0	1	.085	.126
Minor League Totals		.169	61	148	11	25	4	0	0	11	6	0	0	12-0	51	2	2	.196	.231

CAREER PITCHING

YEAR	CLUB	W	L	ERA	G	GS	CG	SHO	SV	IP	H	R	ER	HR	HB	BB-I	SO	WP	BK
1985	GCL Royals	3	2	4.38	16	2	0	0	4	39.0	35	23	19	1	2	11-0	31	9	0
1986	Fort Myers	4	7	4.07	27	11	4	1	0	95.0	119	72	43	7	3	31-2	38	3	0
1987	Fort Myers	4	3	3.69	8	8	2	1	0	46.1	48	22	19	1	1	10-0	23	1	1
Minor League Totals		11	12	4.04	51	21	6	2	4	180.1	202	117	81	9	6	52-2	92	13	1



| 25 | BENCH COACH

Charlie Montoyo

BATS
RIGHT

THROWS
RIGHT

HEIGHT
5'10"

WEIGHT
170



JOSE CARLOS MONTOYO DIAZ

OPENING DAY AGE **52**
 BORN **10/17/65** in **Manati, PR**
 RESIDES **Sahuarita, AZ**
 POSITION PLAYED **Infielder**

TENURE **This is his 32nd season in professional baseball, 22nd in the Rays organization, fourth on the major league staff.**

COACHING CAREER

- Charlie was named the ninth bench coach in Rays history on Oct 3, following Frank Howard (1998-99), Bill Russell (2000), Hal McRae (2001), Billy Hatcher (2001-02), John McLaren (2003-05), Bill Evers (2006-07), Dave Martinez (2008-14) and Tom Foley (2015-17)...he was named to the major league staff on Dec 19, 2014 as the third base coach and spent three seasons in that role, after 18 seasons managing Rays minor league affiliates.
- Had his Durham Bulls uniform No. 25 retired on May 26, 2016...was inducted into the International League Hall of Fame in January 2016...other inductees with Rays ties include Wade Boggs (2011), Dave Eiland (2012) and Bill Evers (2012).
- Joined the Rays organization on Oct 31, 1996 and has managed at every level in the system since, including eight years at Triple-A Durham...his overall managing record in 18 seasons was 1,266-1,142 (.526)...his teams advanced to the postseason nine times...also managed 63 post-season games (37-26, .587).
- In eight years (2007-14) as manager at Durham, he guided the Bulls to seven IL South Division titles, a league-record six trips to the IL finals and two Governors' Cup championships (2009, 2013)...won the Triple-A title in 2009...compiled a 633-515 (.551) record at Durham...on July 21, 2014, broke the franchise record for managerial wins, passing Bill Evers (613).
- Collected nearly a dozen awards during his time there: IL Manager of the Year (2010, 2013), *Baseball America* Triple-A Manager of the Year (2007), IL All-Star Team Manager (2010, 2014), *Baseball America* Minor League Manager of

the Year (2009), Minor League Baseball's Mike Coolbaugh Award (2009), Futures Game coach for the World team (2010, 2011, 2013) and World Baseball Classic coach for Puerto Rico (2009).

- In 2006, led Double-A Montgomery to the Southern League title and was selected as the Rays inaugural Player Development Man of the Year...steered Short-A Hudson Valley to the division title in 1998, his only year there...took Class-A Bakersfield to the playoffs in 2001 and missed the playoffs by one game there in 2002.

PLAYING CAREER

- Played 10 years as an infielder with the Brewers, Expos and Phillies organizations and spent 27 days in the majors with the Expos in 1993...retired with a career .400 avg. (2-for-5).
- In his first major league plate appearance he delivered a 2-out RBI single in the 7th inning off Gary Wayne, giving the Expos a 4-3 win over Colorado on Sep 7, 1993 at Olympic Stadium.
- His only other major league hit was a 2-run double off FLA Chris Hammond in a 7-1 Expos win on Sep 29.
- Selected by the Brewers in the sixth round of the 1987 June Draft.

PERSONAL & MISC.

- Attended San Jose De Anza (Calif.) Junior College and Louisiana Tech...he and his wife, Samantha, reside in Sahuarita, Ariz., and have two sons, Tyson (15) and Alexander (10).
- Is featured in the 2015 book *Where Nobody Knows Your Name: Life in the Minor Leagues of Baseball* by best-selling author John Feinstein.



MANAGERIAL RECORD

YEAR	CLUB	LEAGUE	WON	LOST	PCT.	POSITION
1997	Princeton	Appalachian (R)	39	30	.565	Second
1998	Hudson Valley	New York-Penn (SS-A)	50	26	.658	First
1999	Charleston	South Atlantic (A)	65	77	.458	Fifth
2000	Charleston	South Atlantic (A)	73	66	.525	Sixth
2001	Bakersfield	California (A)	71	69	.507	Third
2002	Bakersfield	California (A)	69	72	.489	Fourth
2003	Orlando	Southern (AA)	65	72	.474	Fifth
2004	Montgomery	Southern (AA)	57	83	.407	Fifth
2005	Montgomery	Southern (AA)	67	70	.489	Fourth
2006	Montgomery	Southern (AA)	77	62	.554	Second
2007	Durham	International (AAA)	80	63	.559	First
2008	Durham	International (AAA)	74	70	.514	First
2009	Durham	International (AAA)	83	61	.576	First
2010	Durham	International (AAA)	88	55	.615	First
2011	Durham	International (AAA)	80	62	.563	First
2012	Durham	International (AAA)	66	78	.458	Third
2013	Durham	International (AAA)	87	57	.604	First
2014	Durham	International (AAA)	75	69	.521	First
Minor League Totals			1266	1142	.526	

CAREER BATTING

YEAR	CLUB	AVG	G	AB	R	H	2B	3B	HR	RBI	SH	SF	HB	BB-I	SO	SB	CS	SLG	OBP
1987	Helena	.289	13	45	12	13	1	2	0	2	0	1	0	12-0	3	2	1	.400	.431
	Beloit	.266	55	188	46	50	9	2	5	19	1	1	4	52-0	22	8	0	.415	.433
1988	Stockton	.256	132	450	103	115	14	1	3	61	6	2	5	156-1	93	16	6	.311	.450
1989	Stockton	.248	129	448	69	111	22	2	0	48	6	4	11	102-3	40	13	9	.306	.396
1990	El Paso	.289	94	322	71	93	15	3	3	44	1	2	8	72-1	43	9	0	.382	.428
1991	Denver	.239	120	394	68	94	13	1	12	45	6	4	5	69-0	50	15	3	.368	.356
1992	Denver	.324	84	259	40	84	7	4	2	34	2	1	1	47-0	36	3	5	.405	.429
1993	Ottawa	.279	99	319	43	89	18	2	1	43	6	5	4	71-0	37	0	9	.357	.411
	Montreal	.400	4	5	1	2	1	0	0	3	0	0	0	0-0	0	0	0	.600	.400
1994	Scranton/W-B	.282	114	387	64	109	28	0	9	47	10	1	5	74-4	61	3	3	.424	.403
1995	Scranton/W-B	.243	92	288	32	70	13	1	3	34	5	3	1	50-1	45	2	3	.326	.354
1996	Harrisburg	.224	74	183	21	41	3	1	0	18	2	1	2	32-0	23	1	0	.251	.344
	Ottawa	.351	22	57	10	20	5	1	0	5	2	0	0	7-0	6	0	0	.474	.422
Minor League Totals		.266	1028	3340	579	889	148	20	38	400	47	25	46	744-10	459	72	39	.357	.404
Major League Totals		.400	4	5	1	2	1	0	0	3	0	0	0	0-0	0	0	0	.600	.400



| 51 | HITTING COACH

Chad Mottola



BATS
RIGHT

THROWS
RIGHT

HEIGHT
6'3"

WEIGHT
220



CHARLES EDWARD MOTTOLA

OPENING DAY AGE **46**
 BORN **10/15/71 in Augusta, GA**
 RESIDES **Orlando, FL**
 POSITION PLAYED **Outfielder**

TENURE **This is his 27th season in professional baseball, 11th as a coach or instructor, fifth in the Rays organization.**

COACHING CAREER

- Enters his second full season as Rays hitting coach...named to the post on Sep 6, 2016, replacing Derek Shelton, and filled the role for the last 24 games of the season...is the seventh hitting coach in club history, following Steve Henderson (1998, 2006-09), Leon Roberts (1999-2000), Wade Boggs (2001), Milt May (2002), Lee Elia (2003-05) and Shelton (2010-16).
- In 2017, the Rays hit a club-record 228 HR, 6th in the majors...excluding rookies, the Rays had seven players on their season-ending active roster who tied or set a career high in homers.
- Joined the Rays organization in 2014 as minor league hitting coordinator and remained in that role for three seasons until he was promoted to hitting coach.
- Was major league hitting coach for the Blue Jays under Manager John Gibbons in 2013...prior to that had spent three seasons (2010-12) as hitting coach for the Blue Jays Triple-A affiliate, the Las Vegas 51s...after his playing career ended in 2007, he served as a coach for the GCL Blue Jays for one season and a roving hitting instructor for the Jays in 2009.

PLAYING CAREER

- During his 16-year pro career as an outfielder he played in exactly 1,800 games in the minors and 59 games in the majors over parts of five seasons with the Reds (1996), Blue Jays (2000, 2006), Marlins (2001) and Orioles (2004)...spent time in eight different organizations and was signed three different times as a free agent by the Blue Jays.
- Was a 10th-round draft pick by the Orioles out of St. Thomas Aquinas High School in Fort

Lauderdale, but instead attended the University of Central Florida...was selected by the Reds in the first round (No. 5 overall) of the 1992 June Draft, immediately before the Yankees drafted Derek Jeter.

- Was a teammate of Rays Manager Kevin Cash in 2002 at Triple-A Syracuse.
- Hit 4 HR in the majors, including 2 HR off former Cy Young Award winner Fernando Valenzuela while a rookie with the Reds in 1996...his last homer came off Rays TV color analyst Brian Anderson, on June 30, 2004 at KC, helping the Orioles to a 13-4 win.

AMATEUR CAREER

- In 1992, became the first player in UCF history to be selected in the first round of MLB's June Draft.
- At UCF, hit .331 in 177 games...finished with 23 HR, 148 RBI, a .552 SLG and 370 total bases.
- As a junior in 1992, earned first team All-American honors after leading the Knights with 52 runs, 7 3B, 14 HR and 143 total bases...his 14 HR in 1992 are still tied for 8th all-time on the school's single-season list.

PERSONAL & MISC.

- Met his wife, Emily, at UCF, and they married in January 2005...they have two kids, Luke (12) and Elle (9).



CAREER BATTING

YEAR	CLUB	AVG	G	AB	R	H	2B	3B	HR	RBI	SH	SF	HB	BB-I	SO	SB	CS	GDP	SLG	OBP
1992	Billings	.286	57	213	53	61	8	3	12	37	0	0	0	25-0	43	12	3	4	.521	.361
1993	Winston-Salem	.280	137	493	76	138	25	3	21	91	0	3	2	62-2	109	13	7	9	.471	.361
1994	Chattanooga	.241	118	402	44	97	19	1	7	41	2	2	1	30-1	68	9	12	12	.346	.294
1995	Chattanooga	.293	51	181	32	53	13	1	10	39	0	1	1	13-0	32	1	2	2	.541	.342
	Indianapolis	.259	69	239	40	62	11	1	8	37	1	1	0	20-0	50	8	1	6	.414	.315
1996	Indianapolis	.262	103	362	45	95	24	3	9	47	0	4	4	21-3	93	9	6	10	.420	.307
	Cincinnati	.215	35	79	10	17	3	0	3	6	0	0	0	6-1	16	2	2	0	.367	.271
1997	Indianapolis	.289	83	284	33	82	10	6	7	45	0	2	4	16-2	43	12	4	6	.440	.333
	Chattanooga	.362	46	174	35	63	9	3	5	32	1	5	1	16-1	23	7	1	3	.534	.408
1998	Indianapolis	.417	5	12	2	5	0	0	1	2	0	0	0	4-0	0	0	2	0	.667	.563
	Tulsa	.500	8	26	9	13	1	0	1	7	0	0	0	10-1	1	3	0	0	.654	.639
	Oklahoma	.265	74	257	29	68	13	1	2	22	0	2	1	18-1	49	8	3	7	.346	.313
1999	Charlotte	.321	140	511	95	164	32	4	20	94	0	7	3	60-1	83	18	6	7	.517	.391
2000	Syracuse	.309	134	505	85	156	25	3	33	102	0	5	5	37-2	99	30	15	11	.566	.359
	Toronto	.222	3	9	1	2	0	0	0	2	0	0	1	0-0	4	0	0	0	.222	.300
2001	Calgary	.295	119	457	66	135	23	2	15	66	0	1	4	30-0	85	11	5	5	.453	.343
	Florida	.000	5	7	1	0	0	0	0	1	0	1	0	2-0	2	0	0	0	.000	.200
2002	Syracuse	.261	122	476	77	124	35	1	13	67	0	7	4	51-2	87	12	2	9	.420	.333
2003	Durham	.258	56	213	24	55	7	1	6	28	1	2	1	19-1	37	6	3	4	.385	.319
	Pawtucket	.319	21	72	11	23	3	2	3	18	1	0	1	6-0	10	0	1	1	.542	.380
2004	Ottawa	.265	117	457	60	121	22	0	22	69	0	5	9	22-0	90	8	0	13	.457	.308
	Baltimore	.143	6	14	2	2	1	0	1	3	0	0	0	2-0	3	0	0	1	.429	.250
2005	Syracuse	.257	124	475	67	122	27	3	21	69	0	3	4	34-2	99	2	5	4	.459	.310
2006	Syracuse	.265	110	431	48	114	27	2	16	65	0	1	2	30-1	103	8	0	9	.448	.315
	Toronto	.250	10	16	3	4	2	0	0	0	0	0	0	0-0	3	0	0	0	.375	.250
2007	Syracuse	.267	106	405	71	108	24	3	17	56	0	3	3	33-2	78	6	1	9	.467	.324
	Minor League Totals	.280	1800	6645	1002	1859	358	43	249	1034	6	54	50	557-22	1282	183	79	131	.459	.338
	Major League Totals	.200	59	125	17	25	6	0	4	12	0	1	1	10-1	28	2	2	1	.344	.263

DID YOU KNOW?

HOW TO FIGURE BASEBALL STATISTICS

Earned Run Average (ER*9)/IP

Earned runs multiplied by 9, then divided by innings pitched (0.1 IP = .333, 0.2 IP = .667).

Batting Average H/AB

Hits divided by at-bats.

Slugging Percentage TB/AB

Total bases divided by at-bats (single = 1 base, double = 2 bases, triple = 3 bases, home run = 4 bases).

Fielding Percentage (PO+A)/(PO+A+E)

Putouts plus assists divided by total chances (putouts plus assists plus errors).

On-Base Percentage

$(H+BB+HBP)/(AB+BB+HBP+SF)$

Hits plus walks plus hit-by-pitch divided by at-bats plus walks plus hit-by-pitch plus sacrifice flies.

Win-Loss Percentage

Wins divided by total games played.

Magic Numbers

Compute the number of games remaining, add one, then subtract the number of games ahead in the loss column of the standings of the closest opponent.



| 33 | THIRD BASE COACH

Matt Quatraro




BATS
RIGHT

THROWS
RIGHT

HEIGHT
6'2"

WEIGHT
205



MATTHEW JOHN QUATRARO (kwuh-TRAH-roe)

OPENING DAY AGE **44**
 BORN **11/14/73** in **Albany, NY**
 RESIDES **Albany, NY**
 POSITION PLAYED **Catcher**

TENURE **This is his 23rd season in professional baseball, 19th in the Rays organization, 15th in a coaching capacity.**

SOCIAL MEDIA **@matthewquatraro**

COACHING CAREER

- Named the sixth third base coach in Rays history on Oct 24, 2017, following Greg Riddoch (1998-99), Billy Hatcher (2000-01), Terry Collins (2001), Tom Foley (2002-14) and Charlie Montoyo (2015-17)...will also work with catchers and help relay information and scouting reports to all players.
- Rejoined the Rays following a four-year stint (2014-17) as the assistant hitting coach on Terry Francona's staff with the Indians...over his time there, the Indians ranked 5th in the majors with 4.55 runs per game, 2nd with 1,518 2B, 2nd with 2,734 BB and 5th with a .327 OBP.
- Spent four years (2010-13) as the Rays minor league hitting coordinator before joining the major league staff with the Indians...became the first Rays minor league player to join the organization's coaching staff in 2004, when he began the year as a minor league catching instructor and finished as the hitting coach for Short-A Hudson Valley...managed four seasons, making stops at Hudson Valley (2006-07), Class-A Columbus (2008) and Class-A Bowling Green (2009).
- In addition to coaching third base as a minor league manager, he coached third for two winners in Caracas, Venezuela (2008-09, 2009-10).

PLAYING CAREER

- Played parts of seven seasons in the minors, all with the Rays organization, from 1996-2002... was primarily a catcher, and also saw time at first base and corner outfield...topped out at Triple-A Durham in 2002...went to minor league

camp with the Yankees in 2003 before ending his career...retired with a career .286 avg. in the minors.

- Became the first player in the organization's history to hit for the cycle, on July 6, 1997 for Class-A Charleston, vs. Hickory (White Sox).
- Selected by the Rays in the eighth round of the 1996 June Draft, one of 97 players selected in the club's first-ever amateur draft...others drafted by the Rays that year include Mickey Callaway (seventh round), Kyle Snyder (27th, did not sign), Dan Wheeler (34th) and Travis Phelps (89th).

PERSONAL & MISC.

- He and his wife, Chris, reside in Albany, N.Y. with their two sons, George (2) and infant Leo.
- Graduated from Old Dominion University with a history degree...named the 1996 ODU Male Athlete of the Year and Male Scholar Athlete of the Year...inducted into the ODU Sports Hall of Fame in 2004.
- Enshrined into the Bethlehem Central (N.Y.) Hall of Fame in 2015, along with then-FOX anchor Megyn Kelly, who graduated four years ahead of him.



MANAGERIAL RECORD

YEAR	CLUB	LEAGUE	WON	LOST	PCT.	POSITION
2006	Hudson Valley	New York-Penn (SS-A)	31	43	.419	Fourth
2007	Hudson Valley	New York-Penn (SS-A)	34	42	.447	T-Third
2008	Columbus	South Atlantic (A)	67	69	.493	Sixth
2009	Bowling Green	South Atlantic (A)	64	74	.464	Eighth
Minor League Totals			196	228	.462	

CAREER BATTING

YEAR	CLUB	AVG	G	AB	R	H	2B	3B	HR	RBI	SH	SF	HB	BB-I	SO	SB	CS	GDP	SLG	OBP
1996	Butte	.344	59	244	53	84	16	4	1	59	0	3	8	25-0	29	3	1	4	.455	.418
1997	Charleston (SC)	.299	78	294	35	88	18	2	7	42	1	5	2	18-0	55	15	5	7	.446	.339
1998	St. Petersburg	.248	73	270	36	67	14	2	4	31	1	3	2	31-1	67	4	0	12	.359	.327
1999	St. Petersburg	.261	73	218	20	57	14	2	3	23	2	0	1	14-1	47	3	1	6	.385	.309
	Orlando	.250	1	4	1	1	0	0	1	2	1	0	0	0-0	2	0	0	0	1.000	.250
2000	St. Petersburg	.204	15	49	6	10	1	1	1	3	0	0	0	2-0	14	0	0	4	.327	.235
2001	Orlando	.325	81	271	38	88	24	2	6	35	1	4	7	17-0	60	4	1	2	.494	.375
2002	Durham	.198	35	101	12	20	4	1	0	7	1	1	2	5-0	26	0	0	4	.257	.248
Minor League Totals		.286	415	1451	201	415	91	14	23	202	7	16	22	112-2	300	29	8	39	.416	.343

DID YOU KNOW?

2018 TROPICANA FIELD GROUND RULES

BULLPEN AREA

- ◆ Ball lodging on, under or in the bullpen seating area: out of play. A ball is deemed to be lodged when it goes in or behind equipment or seating or, in the umpire's judgment, is deemed otherwise unplayable.
- ◆ Ball enters the bullpen seating area and rebounds out of the seating area: in play.

CATWALKS, LIGHTS AND SUSPENDED OBJECTS

- ◆ Batted ball strikes catwalk, light or suspended object over fair territory:
 - Batted ball that strikes either of the lower two catwalks, lights or suspended objects in fair territory: home run.
 - Batted ball that is not judged a home run and remains on a catwalk, light or suspended object: two bases.
 - Batted ball that is not judged a home run and strikes a catwalk, light or suspended object in fair territory shall be judged fair or foul in relation to where it strikes the ground or is touched by a fielder. If caught by fielder, batter is out and runners advance at own risk.
- ◆ Batted ball strikes catwalk, light or suspended object over foul territory: dead ball.

| TB |



| 23 | PITCHING COACH

Kyle Snyder

BATS
SWITCH

THROWS
RIGHT

HEIGHT
6'7"

WEIGHT
230



KYLE EHREN SNYDER

OPENING DAY AGE **40**
 BORN **9/9/77** in Houston, TX
 RESIDES **Sarasota, FL**
 POSITION PLAYED **Pitcher**

TENURE **This is his 20th season in professional baseball, seventh as a coach or instructor, first as a major league coach.**

COACHING CAREER

- ◆ Begins his first season as a major league pitching coach...hired on Oct 3 as the eighth pitching coach in franchise history, following Rick Williams (1998-2000), Bill Fischer (2000-01), Jackie Brown (2002), Chris Bosio (2003), Chuck Hernandez (2004-05), Mike Butcher (2006) and Jim Hickey (2007-17).
- ◆ At 40, Kyle is the youngest pitching coach in the majors, six years younger than any other... Athletics pitching coach Scott Emerson is 46.
- ◆ Spent the last three seasons (2015-17) as the pitching coach for Triple-A Durham...in three seasons under Snyder, Bulls pitchers combined for a 3.61 ERA and twice established historic strikeout records...in 2016, they set an International League record with 1,287 SO...then in 2017, they shattered their own record with 1,421 SO—a new all-time mark for Minor League Baseball...the previous record was set by the Class-A San Jose Giants (1,383) in 2015.
- ◆ Has instructed a majority of the Rays major league pitching staff and top prospects, including Matt Andriese, Jake Faria, Brent Honeywell, Austin Pruitt, Jaime Schultz, Blake Snell, Ryne Stanek, Ryan Yarbrough and others...in only five years as a minor league pitching coach, he saw 13 pitchers graduate to the major leagues after working with him.
- ◆ Has spent the entirety of his coaching career in the Rays system...his first assignment was as pitching coach for Short-A Hudson Valley in 2012...promoted to Class-A Bowling Green in 2013...served as a pitching coordinator in 2014.

PLAYING CAREER

- ◆ Pitched professionally for 11 seasons, including parts of five years in the majors with the Royals

(2003, 2005-06) and Red Sox (2006-08)...in 2007, his only full season in the majors, compiled a 3.81 ERA over 46 relief apps and was named to the Red Sox World Series roster...did not pitch in their 4-game sweep of Colorado.

- ◆ He and Kevin Cash were teammates for the Red Sox in 2007-08, and Cash caught him for 6 games in 2007.
- ◆ Underwent a total of five surgeries during his playing career, including two that sidelined him for an entire season...missed 2001 due to Tommy John surgery, and 2004 due to a torn right labrum repair.
- ◆ Selected by the Royals in the first round (No. 7 overall) of the 1999 June Draft out of the University of North Carolina, where he pitched three seasons...Barry Zito (Athletics) and Ben Sheets (Brewers) were taken with the Nos. 9 and 10 picks.
- ◆ Selected as the top prospect in the Cape Cod League while playing for Chatham in 1998.
- ◆ Originally selected by the Rays in the 27th round of the 1996 June Draft out of Riverview High School in Sarasota, but did not sign...lettered in baseball, basketball, swimming and golf in high school.

PERSONAL & MISC.

- ◆ His father, Donald, played basketball at Rice University from 1970-72.
- ◆ Switch-hit all the way through college.
- ◆ He and his wife, Victoria, reside in Sarasota with their son, Luke (1).



CAREER PITCHING

YEAR	CLUB	W	L	ERA	G	GS	CG	SHO	SV	IP	H	R	ER	HR	HB	BB-I	SO	WP	BK
1999	Spokane	1	0	4.13	7	7	0	0	0	24.0	20	13	11	1	2	7-0	25	1	0
2000	GCL Royals	0	0	0.00	1	1	0	0	0	2.0	1	0	0	0	0	0-0	4	0	0
	Wilmington	0	0	-	1	1	0	0	0	0.0	0	1	0	0	0	1-0	0	0	0
2001	Injured-Did Not Play																		
2002	Wilmington	0	2	2.98	15	15	0	0	0	48.1	49	19	16	1	5	11-0	48	2	0
	Wichita	2	2	4.21	6	6	0	0	0	25.2	21	12	12	4	1	7-1	18	3	0
2003	Omaha	3	0	2.79	5	5	0	0	0	29.0	28	9	9	3	1	6-0	15	0	0
	Kansas City	1	6	5.17	15	15	0	0	0	85.1	94	52	49	11	2	21-3	39	4	0
	AZL Royals	0	0	4.50	1	1	0	0	0	2.0	3	1	1	0	0	0-0	1	0	0
	Wichita	0	0	0.00	1	1	0	0	0	5.0	2	0	0	0	1	0-0	2	0	0
2004	Injured-Did Not Play																		
2005	Omaha	2	3	3.55	15	12	0	0	0	66.0	61	32	26	3	3	22-0	48	2	1
	Kansas City	1	3	6.75	13	3	0	0	0	36.0	55	29	27	3	1	10-1	19	1	0
	Wichita	1	0	5.40	1	1	0	0	0	5.0	5	3	3	1	0	1-0	1	0	0
2006	Omaha	0	4	3.88	10	9	0	0	1	60.1	63	36	26	4	1	9-0	43	5	2
	Kansas City	0	0	22.50	1	1	0	0	0	2.0	10	9	5	1	0	1-0	2	0	0
	Boston	4	5	6.02	16	10	0	0	0	58.1	77	42	39	11	2	19-3	55	3	0
	Pawtucket	1	1	3.54	3	3	0	0	0	20.1	24	8	8	1	1	2-0	7	0	0
2007	Boston	2	3	3.81	46	0	0	0	0	54.1	45	29	23	7	6	32-2	41	4	0
2008	Boston	0	0	21.60	2	0	0	0	0	1.2	2	4	4	1	0	2-0	1	1	0
	Pawtucket	1	4	5.26	14	7	0	0	1	37.2	34	23	22	5	6	12-0	30	3	1
	GCL Red Sox	0	0	3.38	6	3	0	0	0	10.2	8	4	4	1	0	1-0	12	2	0
	Lowell	0	0	0.00	1	1	0	0	0	2.1	1	2	0	0	0	0-0	1	0	0
2009	Buffalo	3	8	4.23	33	14	0	0	1	104.1	115	54	49	12	1	32-0	74	7	1
Minor League Totals		14	24	3.80	120	87	0	0	3	442.2	435	217	187	36	22	111-1	329	25	5
Major League Totals		8	17	5.57	93	29	0	0	0	237.2	283	165	147	34	11	85-9	157	13	0

DID YOU KNOW?

LET'S PLAY TWO!

The Rays have played 26 doubleheaders in their history, going 4-12-10 (W-L-T). They are 1-2-4 in traditional doubleheaders and 3-10-6 in split doubleheaders. The four times they swept a doubleheader occurred on Sep 23, 2008 at BAL, April 28, 2011 at MIN, June 24, 2012 at PHI and May 1, 2014 at BOS.

Two of these doubleheaders occurred at Tropicana Field, both of them traditional, and both times they split the twin bill. The first, Sep 30, 2004 vs. DET, was a result of games rescheduled due to Hurricane Frances four weeks prior. They lost the first game, 8-0, and won the second, 6-4. On June 10, 2017 vs. OAK, they hosted Major League Baseball's first scheduled twin bill since July 16, 2011 (Angels at Athletics). They won the first game, 6-5, on a 10th-inning walk-off single by Evan Longoria. Forty minutes after the celebration, they began the next game, a 7-2 loss.



| 30 | FIRST BASE COACH

Ozzie Timmons



BATS
RIGHT

THROWS
RIGHT

HEIGHT
6'2"

WEIGHT
205



OSBORNE LLEWELLYN TIMMONS

OPENING DAY AGE **47**
 BORN **9/18/70** in Tampa, FL
 RESIDES **Tampa, FL**
 POSITION PLAYED **Outfielder**

TENURE **This is his 28th season in professional baseball, 13th in the Rays organization, 12th in a coaching capacity, first as a major league coach.**

SOCIAL MEDIA @oltwizard

COACHING CAREER

- Named the seventh first base coach in Rays history on Nov 3, 2017, following Billy Hatcher (1998-99, 2003-05), José Cardenal (2000-01), Lee May (2001-02), George Hendrick (2006-14), Dave Martinez (2007, as a fill-in for Hendrick, who was recovering from knee surgery, for three weeks) and Rocco Baldelli (2015-17)...will also serve as an assistant hitting coach alongside Chad Mottola and provide baserunning instruction.
- Begins his first major league coaching job...has spent his entire coaching career in the Rays system...spent the last two seasons as the hitting coach for Triple-A Durham (2016-17)...coached seven seasons with Double-A Montgomery (2009-15), one with Class-A Columbus (2008) and one with Short-A Hudson Valley (2007).
- Becomes the fourth major league coach in Rays history who was born in the Tampa Bay area, following Manager Kevin Cash (Tampa), former Manager Lou Piniella (Tampa) and former pitching coach Chuck Hernandez (Tampa).

PLAYING CAREER

- Played 16 seasons professionally as an outfielder, highlighted by parts of five seasons in the majors with the Cubs (1995-96), Reds (1997), Mariners (1999) and Devil Rays (2000)...this included stints in the Japanese Central League (2001), Mexican League (2005) and independent Atlantic League (2003-06).
- Played his final stint in the majors with the Devil Rays in 2000, finishing his major league career on a 9-game hitting streak and batting .341

(14-for-41) with 4 HR and 13 RBI in 12 games... earned a September call up with the Rays after a career year for Durham, where he hit 29 HR and led the International League with 104 RBI and 100 runs to earn IL All-Star honors.

- His final career home run came on Sep 28, 2000 at Tropicana Field, off NYY Roger Clemens.
- In his first career plate appearance, on Opening Day 1995 at CIN, drew a pinch-hit, bases-loaded walk against Chuck McElroy...according to Stats LLC, is one of three players since data is available (1974) to draw a pinch-hit, bases-loaded walk in his first career plate appearance, along with BOS Carlos Quintana (Sep 16, 1988 vs. NYY) and MON Bob Pate (June 2, 1980 vs. CHC).
- Was in uniform for the opening of Safeco Field, on July 15, 1999 vs. SD, after being called up from Triple-A Tacoma earlier that day.
- Hit 301 HR in his professional career, including independent ball, Mexico and Japan.

PERSONAL & MISC.

- Selected by the Cubs in the fifth round of the 1991 June Draft out of the University of Tampa, where he was a two-time NCAA Division II All-America selection.
- Selected by the White Sox in the 44th round of the 1988 June Draft out of Brandon (Fla.) High School, but did not sign.



CAREER BATTING

YEAR	CLUB	AVG	G	AB	R	H	2B	3B	HR	RBI	SH	SF	HB	BB-I	SO	SB	CS	GDP	SLG	OBP
1991	Geneva	.221	73	294	35	65	10	1	12	47	0	4	2	18-0	39	4	3	1	.384	.267
1992	Winston-Salem	.282	86	305	64	86	18	0	18	56	4	4	2	58-3	46	11	0	5	.518	.396
	Charlotte	.213	36	122	13	26	7	0	3	13	1	0	1	12-0	26	2	2	2	.344	.289
1993	Orlando	.284	107	359	65	102	22	2	18	58	2	1	2	62-3	80	5	11	6	.507	.392
1994	Iowa	.264	126	440	63	116	30	2	22	66	3	2	1	36-0	93	0	3	12	.491	.319
1995	Chicago-NL	.263	77	171	30	45	10	1	8	28	0	1	0	13-2	32	3	0	8	.474	.314
1996	Chicago-NL	.200	65	140	18	28	4	0	7	16	1	0	1	15-0	30	1	0	1	.379	.282
	Iowa	.249	59	213	32	53	7	0	17	40	0	2	3	28-0	42	1	1	9	.521	.341
1997	Cincinnati	.333	6	9	1	3	1	0	0	0	0	0	0	0-0	1	0	0	0	.444	.333
	Indianapolis	.253	125	407	46	103	14	1	14	55	0	5	2	60-5	100	1	4	11	.396	.348
1998	Indianapolis	.263	117	327	46	86	21	3	12	36	2	2	4	29-0	65	2	2	7	.456	.329
1999	Tacoma	.273	82	297	56	81	22	0	21	66	0	3	2	53-1	81	0	2	9	.559	.383
	Seattle	.114	26	44	4	5	2	0	1	3	0	0	0	4-0	12	0	1	0	.227	.188
2000	Durham	.300	137	506	100	152	32	1	29	104	0	5	7	73-5	105	5	4	6	.540	.393
	Tampa Bay	.341	12	41	9	14	3	0	4	13	0	0	0	1-0	7	0	0	2	.707	.357
2001	Chunichi (Japan)	.228	83	272	30	62	9	1	12	45	3	1	1	22-0	73	1	1	7	.401	.287
2002	Richmond	.258	131	496	55	128	23	1	15	76	1	8	1	39-0	90	6	1	10	.399	.309
2003	Reynosa (MEX)	.281	35	121	23	34	9	0	3	25	0	0	2	23-2	22	0	0	3	.430	.404
	Atlantic City (IND)	.205	14	44	14	9	0	0	3	8	0	0	0	10-1	7	1	1	0	.409	.352
	El Paso	.306	63	216	31	66	17	1	6	40	1	2	1	22-1	31	0	3	6	.477	.369
2004	Atlantic City (IND)	.373	77	287	57	107	22	2	21	73	0	4	3	36-5	47	2	1	8	.683	.442
	Norfolk	.274	30	106	13	29	6	0	4	18	1	2	1	12-0	18	0	0	3	.443	.347
2005	Campeche (MEX)	.192	8	26	1	5	1	0	1	4	0	0	1	7-0	5	0	0	0	.346	.382
	Monclova (MEX)	.208	5	24	1	5	0	0	0	1	0	0	0	0-0	8	0	0	1	.208	.208
	Atlantic City (IND)	.280	107	386	66	108	27	1	31	80	2	6	1	63-6	65	3	0	13	.596	.377
2006	Atlantic City (IND)	.269	113	412	62	111	29	0	19	63	1	3	2	50-5	72	1	0	7	.478	.349
	Minor League Totals	.235	186	405	62	95	20	1	20	60	1	1	1	33-2	82	4	1	11	.437	.293
	Major League Totals	.267	1172	4088	619	1093	229	12	191	675	15	40	29	502-18	816	37	36	87	.469	.349

DID YOU KNOW?

LOCAL RAYS

Fifteen Tampa Bay-area natives have played for the Rays. Kevin Cash is the second to manage the club, joining Lou Piniella (Tampa).

Bradenton

RHP Lance Carter, 2002-05

Clearwater

RHP Ryan Garton, 2016-17

RHP Ryan Webb, 2016

Lakeland

INF Steve Pearce, 2016

Plant City

OF Kenny Kelly, 2000

St. Petersburg

1B Casey Kotchman 2011

RHP Doug Waechter, 2003-06

Seminole

C Bobby Wilson, 2015, 2016

Tampa

C Kevin Cash, 2005

RHP Dwight Gooden, 2000

OF Matt Joyce, 2009-14

1B Tino Martinez, 2004

1B Fred McGriff, 1998-2001, 2004

INF Jason Romano, 2004

OF Ozzie Timmons, 2000



Major League Staff



JOE BENGÉ | HEAD ATHLETIC TRAINER |

Joe, 40, begins his eighth season in the Rays organization, first as head athletic trainer. He is the fourth head athletic trainer in club history, following Jamie Reed (1997–2002), Ken Crenshaw (2003–05) and Ron Porterfield (2006–17). He spent the last six years (2012–17) as minor league medical coordinator, overseeing all minor league athletic trainers and rehabilitation with minor league players while assisting the major league club. Joe joined the organization in 2011 as the athletic trainer for Triple-A Durham, following 10 seasons as an athletic trainer in the Orioles system (2001–10), reaching Double-A Bowie during his final four seasons there. He was named 2015 Minor League Athletic Trainer of the Year by the Professional Baseball Athletic Trainers Society (PBATS) and served as athletic trainer for the World Team at the All-Star Futures Game in San Diego the following year. He graduated from Loyola (Md.) College with a B.S. in biology in 1999, and received his master's degree in kinesiology from Fresno Pacific University in 2010. Joe resides in Sarasota and has one daughter, Isla (7).



MARK VINSON | FIRST ASSISTANT ATHLETIC TRAINER |

Mark, 41, begins his eighth season as assistant athletic trainer for the major league club and first as first assistant athletic trainer. He enters his 13th season in the Rays organization. Before joining the major league staff, he spent three seasons (2008–10) as the medical athletic training coordinator, overseeing all minor league athletic trainers and rehabilitation with minor league players while assisting the major league club. Prior to serving as athletic trainer for Triple-A Durham in 2007 and Double-A Montgomery in 2006, Mark spent four years (2001–04) as an athletic trainer in the Rangers system. He received a degree in athletic training from Bluefield (Va.) College and earned a Master of Education at the University of Virginia in 1999. He has been a certified athletic trainer (ATC) since 1998 through the National Athletic Trainers' Association as well as a Certified Strength and Conditioning Specialist (CSCS) since 2000. Mark and his wife, Mary Carolyn, reside in St. Petersburg.



MIKE SANDOVAL | ASSISTANT ATHLETIC TRAINER |

Mike, 52, joins the major league training staff as assistant athletic trainer after six seasons as an athletic trainer with Triple-A Durham. He enters his 32nd season in professional baseball, including 25 years with the Pirates organization. From 2001–11, he was the Pirates assistant athletic trainer and major league rehab coordinator. He began his professional career in 1987 as athletic trainer for the Watertown Pirates of the New York-Penn League. He has also worked with Rookie-level Princeton (1988), Class-A Salem (1989), Double-A Harrisburg (1990), Double-A Carolina (1991, 1997–98), Triple-A Buffalo (1992–94), Triple-A Calgary (1995) and Double-A Altoona (1999–2000). Mike graduated from New Mexico State University in 1988 with a degree in physical education and sports medicine. He and his wife, Dodie, have a son, Michael Jr.





PAUL HARKER | MAJOR LEAGUE MEDICAL COORDINATOR |

Paul, 50, begins his first season as major league medical coordinator. This will be his 22nd year in the Rays organization and 28th in professional baseball. In the role of major league medical coordinator, he will assist the athletic training staff in a variety of ways, with a focus on logistical support and organizational coordination. He will also be heavily involved with directing care for major league players on the disabled list as well as medical evaluation. He spent the past 12 seasons (2006-17) as assistant athletic trainer on Ron Porterfield's major league staff. In 2015, he served as a trainer at the All-Star Game in Cincinnati. Paul spent three years (2003-05) as the Rays minor league athletic training and rehabilitation coordinator, five years as the athletic trainer for Triple-A Durham (1998-2002) and one year as the athletic trainer for Class-A St. Petersburg (1997). He previously spent six seasons as an athletic trainer in the Mariners organization (1991-96). He graduated from Florida State University in April 1991 with a Bachelor of Science in food and nutrition. Paul and his wife, Julie, reside in Parrish, Fla. with their children, Derek, Cameron and Paige.



TRUNG CAO | STRENGTH & CONDITIONING COORDINATOR |

T.C., 51, begins his 23rd season in professional baseball and his second as the Rays strength and conditioning coordinator. Prior to joining the major league staff, he spent 11 seasons as the organization's minor league strength and conditioning coordinator. Prior to the Rays, Trung served as the White Sox's minor league strength and conditioning coordinator from 1996-05. He received his Bachelor of Science degree in physical education studies from the University of Delaware. Trung resides in Bradenton with his wife, Helen, and their children, Ethan (10) and Eli (8).



JOEY GREANY | STRENGTH & CONDITIONING ASSISTANT |

Joey, 34, enters his second season in the Rays organization and 11th in professional baseball. He spent the previous nine seasons (2008-16) with the Royals as their minor league strength and conditioning coach. He is a five-time recipient of the Professional Baseball Strength and Conditioning Coaches Society Minor League Baseball Strength and Conditioning Coach of the Year Award. Joey played baseball at Alfred State College (N.Y.) and Martin Methodist (Tenn.) College while earning his degree in physical education. He received his master's degree in exercise science at California University of Pennsylvania and was inducted into Alfred State College Athletic Hall of Fame in 2011. Joey and his wife, Ellen, reside in St. Petersburg with their newborn son, Joseph.



CHRIS FERNANDEZ | MAJOR LEAGUE VIDEO COORDINATOR |

"Chico" is in his 21st season with the Rays. He held positions with the Cardinals, Reds and Blue Jays organizations before joining the Rays. Prior to that, the St. Petersburg native coached high school baseball for five years, winning the Florida state championship in 1997 with Naples Barron Collier High School. Chris has one son, Chad Joseph.





RYAN DENLINGER | HOME CLUBHOUSE MANAGER |

Ryan begins his first season as home clubhouse manager after serving as the assistant home clubhouse manager for the previous four seasons (2014-17). He enters his 13th season in the Rays organization. "Beans" served as a clubhouse attendant for the Rays from 2007-13 and for Rookie-level Princeton in 2006. He graduated from the University of South Florida in 2005 with a bachelor's degree in business administration and completed an internship with the Reds. He resides in St. Petersburg with his wife, Anita; daughter, Reese (2); and newborn son, Dax.



TYLER WALL | HOME EQUIPMENT MANAGER |

Tyler enters his 10th season with the Rays. He was the umpires locker room attendant and a Rays clubhouse attendant for the previous eight seasons (2010-17) after starting with the organization as a bat boy during the 2009 season. He graduated from Southern New Hampshire University with a bachelor's degree in sport management and business studies. He currently resides in Tampa with his wife, Regina, and their first child is due in early-March 2018.



GUY GALLAGHER | VISITORS' CLUBHOUSE MANAGER |

Guy begins his 21st season on the major league staff after serving the organization as minor league equipment and clubhouse manager in 1996-97. He won the 2017 Pete Sheehy Clubhouse Award, voted by his peers as the visiting clubhouse manager of the year. Guy has been selected to serve on the clubhouse staff in six All-Star Games, most recently at the 2017 All-Star Game in Miami. Before joining the Rays, he spent 12 seasons with the Florida State University baseball program as a student assistant and equipment and clubhouse manager. He graduated from FSU in 1990 with a bachelor's degree in physical education. A native of St. James, N.Y., Guy and his wife, Michelle, live in Oldsmar, Fla.

HOME CLUBHOUSE & BASEBALL OPERATIONS STAFF



RYAN RIDDLE

ASSISTANT HOME CLUBHOUSE MANAGER



TORIAN SANDS

HOME CLUBHOUSE STAFF



SCOTT CURSI

CLUBHOUSE ASSISTANT, UMPIRES



RYAN HARMON

COORD., NUTRITIONAL SCIENCES



JEREMY SOWERS

ASSISTANT, MAJOR LEAGUE OPERATIONS



VISITORS' CLUBHOUSE STAFF



**TOM
BERNIER**



**MIKE
FERRARIO**



**BRANDON
"TANK"
RICHESIN**



MISHA DWORKEN | BULLPEN CATCHER | 99 |

Misha, 40, begins his fourth season as a Rays bullpen catcher. Prior to joining the Rays, he spent two summers managing the Torrington (Conn.) Titans of the Futures Collegiate Baseball League. After catching at Sarasota High School and St. Petersburg Community College, he signed with the Astros and played independent ball for seven years. Misha and his wife, Leigh Merritt, reside in Sarasota with their son, Carter, and daughter, Catherine.



MAYO ACOSTA | BULLPEN CATCHER | 98 |

Mayo, 30, begins his first season as a Rays bullpen catcher. The Cabrera Nagua, Dominican Republic native signed with the Rays as an international free agent on July 26, 2006, and spent 10 seasons in the Rays system from 2007-16, reaching as high as Triple-A Durham in 2012 and 2014-16. He was invited to Rays major league spring training in 2014 and 2015. Mayo also played for the Toros del Este in the Dominican Winter League from 2011-17.



DAN MOELLER | HEAD GROUNDSKEEPER |

Dan enters his 18th season as head groundskeeper. He oversees field maintenance for Tropicana Field and Charlotte Sports Park in Charlotte County, Fla. He is also a key advisor and consultant in the Rays Field Renovation Program. Dan, 59, joined the Rays in December 1997 as the assistant head groundskeeper. Dan was in private business before joining the organization. He served as president of Northeast Little League for six years, overseeing the participation of 700 players and 1,250 parents, managing the operating budget and facilitating the maintenance of seven league fields at two complexes. Born in Largo, Fla., Dan and his wife, Karen, have three children: Scott, Rose and Jesse.



Team Doctors



DR. JAMES ANDREWS | MEDICAL DIRECTOR |

Since Sep 18, 1996 the Rays medical staff has been headed by world-renowned orthopaedic surgeon Dr. James Andrews. Dr. Andrews is recognized throughout the world for his scientific and clinical research contributions in knee, shoulder and elbow injuries, and his skill as an orthopaedic surgeon. He is also the author of numerous scientific articles and books.

He is a founding member of the Andrews Sports Medicine and Orthopaedic Center and the American Sports Medicine Institute located at St. Vincent's Hospital in Birmingham, Ala. He is also a founding partner of the Andrews Institute and the Andrews-Paulos Research and Education Institute located in Gulf Breeze, Fla.

Dr. Andrews graduated from Louisiana State University in 1963, completed studies at the LSU School of Medicine in 1967 and his orthopaedic residency at Tulane Medical School in 1972. He is a member of the American Board of Orthopaedic Surgery and the American Academy of Orthopaedic Surgeons. He was President of the American Orthopaedic Society for Sports Medicine for the 2009-10 term. Dr. Andrews is Clinical Professor of Orthopaedics Surgery at the University of Alabama at Birmingham Medical School, the University of Virginia School of Medicine, the University of Kentucky Medical Center and the University of South Carolina Medical School. He has been awarded a Doctor of Laws degree from Livingston University, Doctor of Science degree from Troy University and a Doctor of Science degree from LSU.

He serves as consultant for numerous professional and collegiate teams and currently serves as Medical Director for Intercollegiate Sports at Auburn University, Senior Orthopaedic Consultant for the University of Alabama, Senior Consultant for the Washington Redskins and Medical Director of the Ladies Professional Golf Association.

Dr. Andrews also serves on the Medical and Safety Advisory Committee of USA Baseball and on the board of Little League Baseball, Inc.

Previously, Dr. Andrews has been a member of the Sports Medicine Committee of the United States Olympic Committee having served during two previous quadrennia.

Dr. Andrews was inducted into the Alabama Sports Hall of Fame in 1992 and the Louisiana Sports Hall of Fame in 2008.



DR. KOCO EATON | ORTHOPAEDIC TEAM PHYSICIAN |

Dr. Eaton currently has a private practice in sports medicine and orthopaedic surgery in St. Petersburg. He provided coverage for the Orioles during spring training from 1990-92 and served as an orthopaedic consultant to the Birmingham Barons, the Double-A affiliate of the White Sox. He graduated from Columbia University in 1983 and Johns Hopkins School of Medicine in 1987. His studies also included a Fellowship at the American Sports Medicine Institute under the direction of Dr. Andrews.





40-Man Roster

On March 31, 1998, the Devil Rays hosted the Detroit Tigers at Tropicana Field, the first game in franchise history. Manager Larry Rothschild's Opening Day lineup included (from right) CF Quinton McCracken, 2B Miguel Cairo, 3B Wade Boggs, 1B Fred McGriff, LF Mike Kelly, DH Paul Sorrento, C John Flaherty, RF Dave Martinez, SS Kevin Stocker (not pictured) and LH Wilson Álvarez (not pictured).

ROBERT ROGERS / TAMPA BAY RAYS

|| INFIELDER


Willy Adames

BATS
RIGHT

THROWS
RIGHT

HEIGHT
6'0"

WEIGHT
200



WILLY RAFAEL ADAMES LUNA (ah-DAH-mes)

MAJOR LEAGUE SERVICE **None**
 OPENING DAY AGE **22**
 BORN **9/2/95** in **Santiago, DR**
 RESIDES **Santiago, DR**
 CONTRACT STATUS **Signed through 2018**

ACQUIRED **From the Detroit Tigers in a three-team trade, 7/31/14 (see page 48)**
 SIGNING SCOUT **Aldo Perez, Ramon Perez and Miguel Garcia (Tigers)**

SOCIAL MEDIA @willya02 @willy2802

X-RAY REPORT

- Willy trained with Dee Gordon, Billy Hamilton, Francisco Lindor and others in Orlando in January...he said he wasn't sure who the fastest player there was, but knows it wasn't him.
- While playing for Class-A Charlotte, Willy lived with teammates Andrew Velazquez and Kean Wong...he credits them for helping him pick up English so quickly.
- Willy's favorite part of Triple-A Durham's championship run last season was that Kean Wong—his roommate since 2015—was named Most Valuable Player of the Triple-A Championship Game over Memphis (Cardinals).
- Following his July 2014 trade from the Tigers to the Rays, he sent his full collection of Tigers apparel back to the Dominican Republic to be distributed among friends and family.
- As a kid, Willy and his friends loved to play down by the river...he would occasionally sneak out of the house at night to go there despite being caught multiple times.
- Longtime Rays farm director Mitch Lukevics has repeatedly called Willy "The Pied Piper" because of his attitude, talent, work ethic and leadership ability.

2017 SEASON

- Spent his age-21 season with Durham...was the third-youngest player on an International League Opening Day roster, behind 20-year-old Ozzie Albies (Gwinnett) and teammate Jake Bauers (21).

- Named Most Valuable Player for Durham by the Rays Baseball Operations department...tied for 3rd in the IL with a team-leading and career-high 140 hits, surpassing his 133 hits in 2016 with Double-A Montgomery...also led the team with 5 3B and 210 total bases.

His arm strength has increased over the past two seasons, and he displays excellent first-step quickness, plus range and soft hands. He's an ideal No. 2 hitter, and his bat has developed with his loose and easy swing.

RAYS 2018 TOP 10 PROSPECTS REPORT

Baseball America |

- His 62 RBI and .277 avg. were both career highs.
- Named to the IL midseason All-Star Team, his third consecutive year receiving midseason All-Star honors.
- From the start of June through the end of the season, hit .303/.389/.455 (98-for-323) with 8 HR and 41 RBI in 84 games...through the first two months, was batting .230/.309/.344 (42-for-183) with 2 HR and 21 RBI in 46 games.
- Named the Rays Minor League Hitter of the Month for June, batting .350/.449/.550 (35-for-100) with 5 2B, 3 3B, 3 HR and 12 RBI.





KEVIN SABITUS / TAMPA BAY RAYS

- ◆ According to Baseball Reference, did not have a single plate appearance against a pitcher younger than him.
- ◆ Named to the Rays Organizational All-Star Team by MLB.com.
- ◆ Ranked by *Baseball America* as the No. 19 overall prospect in the minors following the season... was the No. 2 prospect in the Rays system and No. 5 prospect in the IL...the publication also tabbed him as the Best Defensive Shortstop and Best Infield Arm in the IL in its Best Tools survey.
- ◆ Ranked by *Baseball America* as the Best Defensive Infielder in the Rays organization for a fourth consecutive year...also tabbed as the Best Infield Arm in the system.

CAREER HIGHLIGHTS

- ◆ Spent the **2016** season with Double-A Montgomery...established career highs in games (132), runs (89), doubles (31), home runs (11), stolen bases (13), walks (74) and slugging pct. (.430).
- ◆ Led the Southern League in runs and walks...also ranked among league leaders in doubles (3rd),

extra-base hits (3rd), on-base pct. (4th), slugging pct. (5th) and total bases (3rd).

- ◆ Named to the SL midseason and postseason All-Star teams.
- ◆ Was the starting shortstop for the World team in the Futures Game in July at Petco Park.
- ◆ Ranked by *Baseball America* as the No. 10 overall prospect in the minors following the season... was the No. 1 prospect in the Rays system and the No. 2 prospect in the SL, behind Dansby Swanson.
- ◆ Spent the entire **2015** campaign with Charlotte... was named to the Florida State League midseason All-Star Team in his first full season in the Rays organization.
- ◆ Named the Rays Minor League Hitter of the Month for May, batting .354 (35-for-99) with 9 XBH and 13 RBI.
- ◆ Ranked by *Baseball America* as the No. 2 prospect in the Rays system—behind Blake Snell—and No. 4 prospect in the FSL following the season...the publication also tabbed him as the Best Infield Arm in the FSL in its Best Tools survey.
- ◆ Acquired by the Rays at the July 31 trade deadline in **2014**, a three-team, five-player deal involving David Price...spent the entire season in the Midwest League with Class-A West Michigan and Bowling Green.
- ◆ Finished 2nd in the MWL with 14 3B, one shy of leader Andrew Velazquez of South Bend (Diamondbacks)...Velazquez was acquired by the Rays in the trade involving Jeremy Hellickson following the season.
- ◆ Ranked by *Baseball America* as the No. 3 prospect in the Rays system and No. 5 prospect in the MWL following the season...the publication also tabbed him as the Best Infield Arm in the MWL in its Best Tools survey.

CAREER BATTING

YEAR	CLUB	AVG	G	AB	R	H	2B	3B	HR	RBI	SH	SF	HB	BB-I	SO	SB	CS	GDP	SLG	OBP
2013	DSL Tigers	.245	60	200	48	49	12	5	1	21	2	3	6	56-0	44	9	12	2	.370	.419
2014	West Michigan	.269	98	353	40	95	14	12	6	50	4	1	3	39-0	96	3	6	4	.428	.346
	Bowling Green	.278	27	97	15	27	5	2	2	11	0	1	1	15-1	30	3	0	2	.433	.377
2015	Charlotte	.258	106	396	51	102	24	6	4	46	0	6	0	54-1	123	10	1	12	.379	.342
2016	Montgomery	.274	132	486	89	133	31	6	11	57	1	3	4	74-1	121	13	6	12	.430	.372
2017	Durham	.277	130	506	74	140	30	5	10	62	1	3	3	65-0	132	11	5	15	.415	.360
Minor League Totals		.268	553	2038	317	546	116	36	34	247	8	17	17	303-3	546	49	30	47	.410	.365

1: Signed by the Detroit Tigers as a free agent, July 2, 2012...signed by Aldo Perez, Ramon Perez and Miguel Garcia. **2:** Acquired by the Tampa Bay Rays along with LH Drew Smyly from Detroit as part of a three-team trade, July 31, 2014. The Seattle Mariners sent INF Nick Franklin to Tampa Bay. Tampa Bay sent LH David Price to Detroit. Detroit sent OF Austin Jackson to Seattle.



| 46 | LEFT-HANDED PITCHER

José Alvarado

BATS
LEFT

THROWS
LEFT

HEIGHT
6'2"

WEIGHT
245



JOSÉ ANTONIO ALVARADO LIZARZABAL

MAJOR LEAGUE SERVICE **93 days**
OPENING DAY AGE **22**
BORN **5/21/95** in Maracaibo, VEN
RESIDES **Maracaibo, VEN**

CONTRACT STATUS **Signed through 2018**
ACQUIRED **Signed as a free agent, 3/13/12**
SIGNING SCOUT **Euclides Vargas and Ronnie Blanco (Rays)**

SOCIAL MEDIA @la_flecha.51

ORGANIZATION
COACHES & STAFF
40-MAN ROSTER
José Alvarado
NON-ROSTER INVITES
RECORDS & HISTORY
OPPONENTS
MINOR LEAGUE OPERATIONS
BROADCAST INFORMATION
TROPICANA FIELD & MISC.

X-RAY REPORT

- José displayed the abbreviation of countries affected by hurricanes, along with "God Bless," above the bill of his cap for a time last season.
- His preferred nickname is *La Flecha*, meaning "The Arrow."
- In his spare time, José enjoys hunting iguanas and paca, a large rodent found in Central and South America...he frequently catches 3-foot iguanas and says they taste like chicken.
- José has a daughter, Victoria (5), and son, Dylan (2).

2017 SEASON

- Made 35 apps with the Rays spanning three stints in the majors, his first career major league action...was on the active roster from May 3-June 27, Aug 4-13 and Sep 5 through season's end.
- Did not allow a run in his last 14 apps spanning two stints, from Aug 4 through the end of the season...opponents hit .190/.227/.214 (8-for-42) over this stretch, which lowered his season ERA from 5.89 to 3.64.
- Averaged 98.2 mph on his fastball, according to StatCast...his max velocity of 100.9 mph was the fastest by a Ray since Fernando Rodney (101.1) in 2013.
- With his May 3 recall from Double-A Montgomery, was the first Rays call up to bypass Triple-A for his major league debut since Scott Kazmir in 2004...Hunter Wood did the same with his late-May call up...made his major league

debut that night vs. MIA and allowed 3 R/ER in the 7th inning.

- Debuted at 21 years, 347 days and became the fourth pitcher in club history to take the mound before his 22nd birthday, joining Scott Kazmir, Chad Gaudin and Dan Wheeler.
- Pitched to a 14.54 ERA (4.1-IP, 7-ER) over his last 6 apps prior to his June 28 option to Triple-A Durham...yielded at least 1 run in 5 of those 6 apps, and suffered 3 losses over that span.
- In his second stint, struck out 9 of his 16 BF spanning 5 apps, all scoreless...on Aug 4 vs. MIL, made his first major league app since June 24 vs. BAL and struck out all 3 BF on a total of 9 pitches...was the third "immaculate inning" in club history, following Brad Boxberger on May 8, 2014 vs. BAL and Rafael Soriano on Aug 23, 2010 at LAA.
- Averaged 12.13 SO/9 IP (29.2-IP, 40-SO) over 25 apps between Montgomery and Durham.
- **WORLD BASEBALL CLASSIC:** Pitched for Venezuela in the World Baseball Classic during spring training, making 3 apps...earned the victory in a 4-3 comeback win over Italy in a tiebreaker game in Guadalajara, Mexico, going 2.1 IP in relief.

CAREER HIGHLIGHTS

- In **2016**, made 37 apps between Class-A Bowling Green and Class-A Charlotte, combining for a 3.06 ERA (70.2-IP, 24-ER) and 85 SO...was used exclusively in relief for the first time since his 2012 debut season.
- Held left-handed hitters to a .184 avg. (14-for-76) with 1 HR and 28 SO between the two levels.



- All 10 apps for Bowling Green were 2 IP or longer...averaged 12.4 SO/9 IP there to earn a promotion to Charlotte on May 16.
- Logged a 5.56 ERA (22.2-IP, 14-ER) in his first 15 apps with the Stone Crabs, but finished the season with a 2.31 ERA (23.1-IP, 6-ER) over his final 12 apps.
- Made 9 apps for the Tiburones de La Guaira in the Venezuelan Winter League, going 1-0 with a 1.93 ERA (9.1-IP, 2-ER) and 13 SO.
- Ranked by *Baseball America* as the No. 28 prospect in the Rays system following the season.
- Limited to 5 starts for Rookie-level Princeton in 2015...made 14 apps for La Guaira in the Venezuelan Winter League following the season.
- Spent the 2014 season with the GCL Rays, pitching stateside for the first time in his career... tied for the team lead with 11 starts and ranked 2nd with 46 SO...finished 4th in the Gulf Coast

League with 29 BB...ranked by *Baseball America* as the No. 17 prospect in the Rays system following the season.

- Led the 2013 VSL Rays with 54 SO...his 10.6 SO/9 IP ranked 2nd in the Venezuelan Summer League and 1st among VSL starters.
- Made his professional debut for the VSL Rays in 2012, making 12 relief apps.

CAREER HIGHS

LONGEST OUTING

2.0, 2x-last 5/16/17 at CLE

STRIKEOUTS

3, 2x-last 8/4/17 vs. MIL

WALKS

1, 9x-last 9/27/17 at NYY

HR ALLOWED

1, 6/14/17 at TOR

RUNS ALLOWED

3, 2x-last 6/19/17 vs. CIN

HITS ALLOWED

4, 6/10/17 vs. OAK (G2)

LOSS STREAK

3G, 6/14/17 - Current

CAREER PITCHING

YEAR	CLUB	W	L	ERA	G	GS	CG	SHO	SV	IP	H	R	ER	HR	HB	BB-I	SO	WP	BK
2012	VSL Rays	2	3	3.81	12	0	0	0	0	26.0	20	14	11	0	4	17-0	20	11	1
2013	VSL Rays	1	8	1.97	13	13	0	0	0	45.2	41	23	10	2	0	21-0	54	17	1
2014	GCL Rays	1	5	3.79	12	11	0	0	0	40.1	28	28	17	1	2	29-0	46	7	1
2015	Princeton	0	2	9.53	5	5	0	0	0	17.0	18	19	18	1	5	13-0	18	0	0
2016	Bowling Green	2	0	1.46	10	0	0	0	2	24.2	12	5	4	0	1	17-0	34	4	1
	Charlotte	2	1	3.91	27	0	0	0	0	46.0	38	27	20	1	0	38-1	51	10	0
2017	Montgomery	2	1	2.38	9	0	0	0	0	11.1	4	3	3	1	0	5-0	14	1	0
	Tampa Bay	0	3	3.64	35	0	0	0	0	29.2	24	12	12	1	0	9-1	29	2	0
	Durham	0	2	3.93	16	0	0	0	1	18.1	11	8	8	1	0	13-1	26	3	0
Minor League Totals		10	22	3.57	104	29	0	0	3	229.1	172	127	91	7	12	153-2	263	53	4
Major League Totals		0	3	3.64	35	0	0	0	0	29.2	24	12	12	1	0	9-1	29	2	0

1: Signed by the Tampa Bay Rays as a free agent, March 13, 2012...signed by Euclides Vargas and Ronnie Blanco.

WORLD BASEBALL CLASSIC PITCHING

YEAR	CLUB	W	L	ERA	G	GS	CG	SHO	SV	IP	H	R	ER	HR	HB	BB-I	SO	WP	BK
2017	Venezuela	1	0	9.00	3	0	0	0	0	3.0	1	3	3	1	0	3-0	4	0	0

CAREER FIELDING

YEAR	POSITION	PCT	G	PO	A	E	TC	DP
2017	Pitcher	1.000	35	2	3	0	5	0

LEFT-RIGHT BREAKDOWN

	2017				CAREER			
	AVG	AB	H	HR	AVG	AB	H	HR
vs. Left	.298	47	14	0	.298	47	14	0
vs. Right	.156	64	10	1	.156	64	10	1



| 35 | RIGHT-HANDED PITCHER

Matt Andriese




BATS
RIGHT

THROWS
RIGHT

HEIGHT
6'2"

WEIGHT
225



MATTHEW LEE ANDRIESE (ann-DREESE)

MAJOR LEAGUE SERVICE **2 years, 71 days**
OPENING DAY AGE **28**
BORN **8/28/89 in Redlands, CA**
RESIDES **Redlands, CA**

CONTRACT STATUS **Signed through 2018**
ACQUIRED **From the San Diego Padres in a seven-player trade, 1/22/14 (see page 54)**
SIGNING SCOUT **Josh Emmerick (Padres)**

SOCIAL MEDIA @MAndriese @MattAndriese

X-RAY REPORT

- Matt and his wife, Jill, were married on Dec 29, 2017 at the Surf and Sand Resort in Orange County, Calif. ...the two honeymooned in Lake Tahoe.
- He remains close friends with fellow major league pitcher Tyler Chatwood, one of his high school teammates, and they golf together often... in college, Matt recorded a hole-in-one on a par-3, 200-yard hole.
- Matt and his brother, David, teamed with Joe Kelly and Jesse Chavez to win Troy Percival's celebrity golf tournament over the offseason... the event raised money for UC-Riverside's baseball program, where Matt, David and Joe all played collegiately.
- David played parts of two seasons as a first baseman in the Pirates system...the two were teammates at East Valley High School and UC-Riverside...David will begin his career in emergency nursing in Southern California this year.
- Matt is a big hockey fan and traveled to watch NHL games in Anaheim, Dallas and Las Vegas during the offseason.

2017 SEASON

- Started 17 games and made one relief app in his third major league season...began the year as the No. 5 starter, his second time making the Opening Day roster (2015)...sustained two trips to the disabled list due to a right hip injury, which sidelined him for a total of 76 games.

- Began the season 5-1 with a 3.24 ERA (58.1-IP, 21-ER) over his first 10 starts through May 25... exited with the lead in 9 of those 10 starts, and the bullpen cost him a win on April 13 at NYY, April 23 vs. HOU and May 9 vs. KC.
- On May 30 at TEX, exited after 1.2 IP due to a right groin strain and was placed on the 10-day DL...reinstated for the second game of a double-header on June 10 vs. OAK, and was removed after making warmup pitches in the 2nd inning...later diagnosed with a stress reaction in his right hip, and spent the next 66 games on the disabled list until he was activated on Aug 28.
- From May 30 through season's end, he went 0-4 with a 7.16 ERA (27.2-IP, 22-ER) and 1 save in 8 apps (7 starts).
- Went 4-0 with a 3.55 ERA (45.2-IP, 18-ER) in 9 starts at home...went 1-5 with a 5.58 ERA (40.1-IP, 25-ER) in 9 apps (8 starts) on the road... has not lost at home since Sep 5, 2016 vs. BAL... only one other pitcher in Rays history finished a season unbeaten at home with at least 9 starts there: Alex Cobb in 2013 (7-0 over 13 home starts)...received 7.88 R/9 IP in run support (45.2-IP, 40-RS) at home, but only 2.17 R/9 IP (37.1-IP, 9-RS) in 8 starts on the road, including one run or fewer in 6 of those 8 starts.
- Yielded 16 HR in 86 IP, and his 1.67 HR/9 IP ratio would have been 6th-highest in the majors if he posted enough innings to qualify...home runs accounted for 22 of his 48 runs allowed...since the 2016 All-Star break, has allowed 31 HR in 148.2 IP (1.88 HR/9 IP).
- On May 20 vs. NYY, earned a 9-5 win over Masahiro Tanaka, but received his first career ejection after plunking Aaron Judge on the first





JON DURR / GETTY IMAGES

pitch of the 6th inning...yielded home runs to Judge and Gary Sánchez earlier in the game.

- ◆ On Aug 28 at KC, was reinstated from the 60-day DL and went 3 IP in relief in a 12-0 win, earning a save and combining on a 2-hit shutout with Austin Pruitt...has thrown 3 IP or more in all 4 career saves, a club record...it was the second time in club history a save was recorded in a winning margin of 12-plus runs, joining Dale Thayer on May 22, 2009 at FLA (15-2)...became the third Ray with a save on his birthday, following Troy Percival in 2008 and Albie Lopez in 1999...became the fifth pitcher since the save became official (1969) with a 3-IP save on his birthday: Lopez in 1999, MTL Chuck Taylor in 1974, KC Bruce Dal Canton in 1972 and ATL Hoyt Wilhelm in 1970.
- ◆ On Sep 9 at BOS, yielded a career-high 8 runs over 1.2 IP, the shortest start of his career (excluding injury-shortened starts)...he was the first Ray to allow 8 runs (or more) in a start of less than 2 IP since Jae Weong Seo on Sep 25, 2006 vs. NYY.

CAREER HIGHLIGHTS

- ◆ Over the last two seasons, has made 10 starts without issuing a walk (6 in 2016, 4 in 2017), tied with Chris Archer for the team lead...Andriese has totaled 36 starts in that time, while Archer has made 67 starts.

- ◆ In his career, is 14-5 with a 3.13 ERA (172.1-IP, 60-ER) before the All-Star break, compared to 2-13 with a 6.31 ERA (107-IP, 75-ER) after the All-Star break.
- ◆ In **2016**, was recalled from Triple-A Durham on May 8 and spent the rest of the season in the majors, making 29 apps (19 starts)...joined the rotation after the call up, and shifted to the bullpen in June when Blake Snell was promoted despite leading the Rays rotation over that span with 5 wins, 44.2 IP and a 2.82 ERA (44.2-IP, 14-ER) over 7 starts...rejoined the rotation after the Aug 1 trade of Matt Moore, making 11 starts down the stretch and going 2-6 with a 6.47 ERA (55.2-IP, 40-ER).
- ◆ Began the season 6-0, the fifth Ray to start a season at 6-0 or better, joining Matt Moore (8-0 in 2013), Jeff Niemann (6-0 in 2010), J.P. Howell (6-0 in 2008) and James Shields (6-0 in 2007).
- ◆ After the 6-game winning streak, he lost his next 7 decisions from June 25–Sep 5, spanning 15 apps (8 starts)...became the second player in club history with winning streaks and losing streaks of at least 6 games within the same season, following Chris Archer in 2015.
- ◆ On May 14 vs. OAK—his second start of the season and 10th of his career—recorded his first professional complete-game shutout, a 2-hitter...the only hits were singles by Matt McBride (3rd inning) and Danny Valencia (7th inning)...



became the fourth different Rays pitcher to throw a shutout on 2 hits (or fewer) and 0 BB, joining James Shields (Sep 9, 2012 vs. TEX and May 9, 2008 vs. LAA), Chris Archer (July 27, 2013 at NYY) and Drew Smyly (Aug 22, 2014 at TOR).

- ◆ Went 7-7 as a starter with a 4.80 ERA (105-IP, 56-ER)...as a reliever, was 1-1 with a 2.38 ERA (22.2-IP, 6-ER).
- ◆ Before the All-Star break, yielded only 2 HR in 65 IP (0.28 HR/9 IP) in 15 apps (8 starts)...after the break, allowed 15 HR in 62.2 IP (2.15 HR/9 IP) in 14 apps (11 starts).
- ◆ Led the AL with 4 balks, which also set a club record...two of those came on May 30 at KC, when he became the first in Rays history to balk twice in a game.
- ◆ Made the Rays **2015** Opening Day roster and made 25 apps (8 starts) over five stints, his first career major league action...spent the rest of the season with Durham.
- ◆ Pitched to a 3.11 ERA (46.1-IP, 16-ER) over his four major league stints before the All-Star break...after he was recalled Aug 19, made 13 apps (1 start) through season's end...posted a 6.52 ERA (19.1-IP, 14-ER) during his final stint.
- ◆ Made his major league debut on April 10 at MIA, pitching a scoreless 6th inning in a 10-9, 10-inning loss...his first career start was April 14 at TOR...left the game in the 4th inning holding a 2-1 lead, but was charged with a second run after Kirby Yates allowed an inherited runner to score.
- ◆ Was one of six major league pitchers with at least 2 starts and 2 saves in 2015, and one of two rookies along with teammate Steve Geltz...his 2 saves of 3 IP or more tied the club record, joining Lance Carter (2002) and Travis Phelps (2001)...his first career save came on April 24 vs. TOR, tossing 3 IP in the 12-3 victory.
- ◆ On May 14 vs. NYY, recorded a 4-inning save in a 6-1 win, tying the longest outing in a save in club history...it was the Rays first-ever 4-inning save at Tropicana Field.
- ◆ His best stretch came in June, when he went 3-1 with a 1.71 ERA (21-IP, 4-ER) in 4 apps (3 starts)...yielded 0 ER in 3 of those 4 outings...earned his first major league win on June 12 vs. CWS...made his best start of the season on June 27 vs. BOS, allowing 1 baserunner (4th-inning single by Xander Bogaerts) over 6 IP, all scoreless...was optioned after the game to make room for Matt Moore in the rotation.

- ◆ Was on the mound for two walk-off losses...on Sep 2 at BAL, yielded a 458-foot (per StatCast) walk-off 11th-inning homer to Chris Davis...on Aug 19 at HOU, allowed a walk-off single to Carlos Correa in 13th inning.
- ◆ Won the Al Lopez Award as Rays most outstanding rookie in spring training, the first pitcher to win the award since Jeff Niemann in 2009.
- ◆ Spent the entire **2014** season with Durham...led the Bulls with 11 wins and threw a career-high 162.1 IP...ranked 2nd in the Rays system with 129 SO, trailing teammate Nate Karns (153)...among IL pitchers, ranked 4th in strikeouts and WHIP (1.24) and 3rd in innings.
- ◆ Through July 17, was 11-3 with a 3.19 ERA (115.2-IP, 41-ER) in 20 apps (18 starts)...after that, went 0-4 with a 5.21 ERA (46.2-IP, 27-ER) in 8 apps (7 starts).
- ◆ Won both his starts in the IL playoffs, Sep 5 vs. Columbus (Indians) and Sep 11 vs. Pawtucket (Red Sox).
- ◆ Began the **2013** season with Double-A San Antonio and was named to the Texas League midseason All-Star Team before earning a late-June promotion to Triple-A Tucson.
- ◆ Combined to go 11-7 with a 3.27 ERA (134.2-IP, 49-ER) and 105 SO against 29 BB over 27 apps (25 starts) between Tucson and San Antonio...ranked 5th in the Padres system in ERA, 2nd in wins and 5th in strikeouts.
- ◆ In **2012**, spent his first full season with Class-A Lake Elsinore and led all qualifying California League pitchers with a 3.53 ERA (146-IP, 58-ER)...named a California League postseason All-Star and an Organizational All-Star by MLB.com...tied for the organizational lead in wins (10) and ranked 2nd in strikeouts (131).
- ◆ In **2011**, was ranked by *Baseball America* as the No. 6 prospect in the Short-A Northwest League following the season.

AMATEUR CAREER

- ◆ Pitched three seasons at UC-Riverside, where he was a teammate of Red Sox righthander Joe Kelly and Braves catcher Rob Brantly.
- ◆ Previously selected by the Rangers in the 37th round of the 2008 June Draft out of Redlands East Valley (Calif.) High School...led the Wildcats to back-to-back Citrus Belt League championships in 2007-08...coach Steve Hernandez is now a scout for the Angels.



CAREER HIGHS

COMPLETE GAMES (1), SHUTOUTS (1)

5/14/16 vs. OAK – 2-hit SHO

LONGEST OUTING

9.0, 5/14/16 vs. OAK

LONGEST RELIEF OUTING

4.0, 2x-last 6/17/15 at WAS

STRIKEOUTS

8, 4x-last 9/21/17 at BAL

WALKS

4, 2x-last 5/14/17 at BOS

HR ALLOWED

4, 8/13/16 at NYY

RUNS ALLOWED

8, 9/9/17 AT BOS

HITS ALLOWED

10, 8/29/16 AT BOS

WIN STREAK

6G, 5/8/16 – 6/15/16

LOSS STREAK

7G, 6/25/16 – 9/5/16

CAREER PITCHING

YEAR	CLUB	W	L	ERA	G	GS	CG	SHO	SV	IP	H	R	ER	HR	HB	BB-I	SO	WP	BK
2011	Eugene	5	1	1.51	12	8	0	0	0	41.2	29	8	7	0	2	10-0	42	1	0
2012	Lake Elsinore	10	8	3.58	27	26	0	0	0	146.0	140	72	58	9	4	38-0	131	10	1
2013	San Antonio	8	2	2.37	15	15	0	0	0	76.0	71	26	20	3	3	17-0	63	2	0
	Tucson	3	5	4.45	12	10	0	0	0	58.2	64	32	29	2	2	12-0	42	2	0
2014	Durham	11	8	3.77	28	25	0	0	0	162.1	153	73	68	18	8	48-0	129	3	1
2015	Tampa Bay	3	5	4.11	25	8	0	0	2	65.2	69	32	30	8	2	18-1	49	2	2
	Durham	3	3	2.35	13	12	0	0	0	65.0	65	24	17	2	1	10-0	69	3	1
2016	Durham	1	2	3.41	6	6	1	0	0	34.1	32	14	13	2	2	7-0	44	5	5
	Tampa Bay	8	8	4.37	29	19	1	1	1	127.2	131	64	62	17	1	25-1	109	3	4
2017	Tampa Bay	5	5	4.50	18	17	0	0	1	86.0	90	48	43	16	4	28-1	76	3	2
	Charlotte	0	0	6.00	2	2	0	0	0	3.0	5	2	2	1	0	1-0	2	0	0
	Durham	0	0	2.08	1	1	0	0	0	4.1	5	1	1	0	0	0-0	6	0	0
Minor League Totals		41	29	3.27	116	105	1	0	0	591.1	564	252	215	37	22	143-0	528	26	8
Major League Totals		16	18	4.35	72	44	1	1	4	279.1	290	144	135	41	7	71-3	234	8	8

1: Selected by the San Diego Padres in the third round of the 2011 June Draft...signed by Josh Emmerick. 2: Acquired by the Tampa Bay Rays along with RH Brad Boxberger, 2B Logan Forsythe, RH Matt Lollis and INF Maxx Tissenbaum from San Diego in exchange for RH Jesse Hahn and LH Alex Torres, January 22, 2014.

CAREER FIELDING

YEAR	POSITION	PCT	G	PO	A	E	TC	DP
2015	Pitcher	1.000	25	4	5	0	9	1
2016	Pitcher	.955	29	12	9	1	22	1
2017	Pitcher	1.000	18	6	5	0	11	0
Totals		.976	72	22	19	1	42	2

CAREER BATTING

YEAR	CLUB	AVG	AB	R	H	2B	3B	HR	RBI	SH	SF	HB	BB-I	SO	SB	CS	GDP	SLG	OBP
2015	Tampa Bay	.000	1	0	0	0	0	0	0	0	0	0	0-0	0	0	0	0	.000	.000
2016	Tampa Bay	.000	1	0	0	0	0	0	0	0	0	0	0-0	0	0	0	0	.000	.000
Major League Totals		.000	2	0	0	0	0	0	0	0	0	0	0-0	0	0	0	0	.000	.000

LEFT-RIGHT BREAKDOWN

	2017				CAREER			
	AVG	AB	H	HR	AVG	AB	H	HR
vs. Left	.216	148	32	4	.244	496	121	18
vs. Right	.301	193	58	12	.283	597	169	23



122 | RIGHT-HANDED PITCHER

Chris Archer




BATS
RIGHT

THROWS
RIGHT

HEIGHT
6'2"

WEIGHT
195



CHRISTOPHER ALAN ARCHER

MAJOR LEAGUE SERVICE **4 years, 156 days**
OPENING DAY AGE **29**
BORN **9/26/88** in Clayton, NC
RESIDES **Clayton, NC**

CONTRACT STATUS **Signed through 2019 with two club options for 2020 and 2021**
ACQUIRED **From the Chicago Cubs in an eight-player trade, 1/8/11 (see page 61)**
SIGNING SCOUT **Bob Mayer (Indians)**

SOCIAL MEDIA @ChrisArcher22 @ChrisArcher22

X-RAY REPORT

- ◆ To better develop balance and discipline, Chris incorporated Muay Thai into his training this offseason...it is a form of martial arts nicknamed "the art of eight limbs" due to its emphasis on defending and striking with the entire body.
- ◆ In February, Chris traveled to Birmingham, Ala., to take part in a panel hosted by ESPN for Black History Month...it was held at the historic Sixth Avenue Baptist Church, where Rev. Martin Luther King Jr. used to preach...other sports figures on the panel included NFL stars Benjamin Watson and Anquan Boldin and the WNBA's Chiney Ogwumike.
- ◆ Chris visited the Rays Dominican Academy this offseason...he spent some time addressing the group via a translator and was impressed by the quality of the facilities.
- ◆ This will be his fourth season mentoring young athletes across North America as part of MLB's RBI Program (Reviving Baseball in Inner Cities)...last year, Chris visited RBI programs in Seattle, Pittsburgh and Houston, which increased his list to 12 cities since becoming involved in the program.
- ◆ As the Seminole Heights community dealt with a rash of violent crimes last fall, Chris joined prominent local figures such as Tampa mayor Bob Buckhorn, police chief Brian Dugan and more than 40 police officers to provide a safe evening of trick-or-treating for kids.
- ◆ Chris has developed a friendship with Tampa Bay Buccaneers head coach Dirk Koetter...he sometimes sits with the Koetter family during

games...the two met at an event organized by Bucs quarterback Jameis Winston.

- ◆ When the team traveled to Cuba in 2016, Chris had the chance to meet President Barack Obama...the Commander in Chief greeted him, "Hey, Arch," and told him he appreciated his thoughtful interviews about visiting Cuba.
- ◆ This will be the fourth consecutive year that his strikeouts will raise funds for local nonprofits, and the second year that the effort will support Starting Right, Now, a locally-founded organization that combats youth homelessness...he will continue his pledge of \$25 per strikeout, matched by the Rays Baseball Foundation, and fans can make their own pledges at raysbaseball.com/archer...his 249 SO in 2017 contributed more than \$6,000...Chris has also attended the organization's holiday events, poetry slam and other functions to build relationships with the kids.

ARCHWAY FOUNDATION

- ◆ Chris created the nonprofit Archway Foundation (archwayfoundation.com) in his hometown of Clayton, N.C., to teach youth that the legacy they leave behind should not be one of fortune or fame, but rather a legacy of generosity, integrity and passion...Archway donates to Raleigh-area nonprofits, and during the holiday season the foundation provides food and gifts to local families in need...he hopes to create a community center one day.
- ◆ The Archway Foundation sponsors two select youth baseball teams in Clayton, both known as the Archers...to earn their keep, kids are



required to earn points by completing chores, reading, community service and more.

2017 SEASON

- ◆ Made 34 starts, tying BAL Kevin Gausman for the major league lead and tying the club record (Archer in 2015, David Price in 2011, Scott Kazmir in 2007)...made the AL All-Star Team, his second career selection, and pitched for Team USA in the World Baseball Classic.
- ◆ Became the second Rays pitcher to make at least 30 starts in four straight years, joining James Shields (six, 2007-12).
- ◆ Became the third Rays pitcher with three straight years of 200 IP, joining James Shields (six straight, 2007-12) and David Price (three straight, 2010-12)...is one of five pitchers in baseball to throw at least 200 IP in each of the last three seasons, along with Max Scherzer, Jeff Samardzija, Chris Sale and Corey Kluber.

MOST STRIKEOUTS, MLB, 2015-17

Max Scherzer, WAS	828
Chris Sale, CWS/BOS	815
Corey Kluber, CLE	737
Chris Archer, TB	734
Clayton Kershaw, LAD	675

MOST STARTS, MLB, 2015-17

Chris Archer, TB	133
Max Scherzer, DET/WAS	131
Jeff Samardzija, OAK/CHC/CWS/SF	129

- ◆ His 249 SO ranked 4th in the majors behind BOS Chris Sale (308), WAS Max Scherzer (268) and CLE Corey Kluber (268)...ranked 2nd in club history, behind his own record of 252 (2015).
- ◆ Also ranked among AL leaders in innings (201, 6th), SO/9 IP (11.15, 3rd), SO/BB (4.15, 6th) and WP (15, tied for 1st).
- ◆ Led the majors for a third consecutive year in strikeouts on the slider (179), after recording 152 in 2016 and 179 in 2015.
- ◆ According to the Elias Sports Bureau, he became the first pitcher in major league history with three consecutive losing seasons despite recording at least 200 SO each year...in fact, he has posted at least 225 SO in all three seasons...the only other pitcher with multiple seasons of at least 225 SO and a losing record was Hall of Famer Nolan Ryan (1976, 1978, 1987).
- ◆ Made 9 starts with at least 10 SO, tying the club record (Archer in 2015, David Price in 2014)...ranked 3rd in the AL behind BOS Chris Sale (18)

and CLE Corey Kluber (15)...he has done it 27 times in his career, most in franchise history, ahead of Price (23)...has not allowed a walk in 8 of those 27 career starts, tying David Price for most in franchise history and as many as Hall of Famer Nolan Ryan compiled in his 27-year career.

- ◆ Recorded a 5.45 ERA (33-IP, 20-ER) with 8 HR allowed in the 1st inning, compared to a 3.80 ERA (168-IP, 71-ER) with 19 HR after that...the 8 HR allowed in the 1st inning tied for 3rd in the majors, trailing SEA Ariel Miranda (13) and WAS Gio González (9), and tied Mark Hendrickson (2004) for most in franchise history...has a 6.13 ERA (66-IP, 45-ER) in the 1st inning over the past two seasons.
- ◆ Posted a 3.26 ERA (106-IP, 38-ER) at home and a 4.97 ERA (96-IP, 53-ER) on the road...over the past two seasons, his 2.96 ERA (207-IP, 68-ER) at home ranks 3rd in the AL (min. 162 IP), behind CLE Corey Kluber (2.51) and DET/HOU Justin Verlander (2.80)...over that same span, has a 5.21 ERA (195.1-IP, 113-ER) on the road, 2nd-highest in the AL behind BAL Wade Miley (5.86), including a 6.37 ERA (80-IP, 54-ER) in opposing AL East ballparks...over his first four major league seasons (2012-15), he posted a 3.27 ERA on the road.
- ◆ On April 2 vs. NYY, made his third consecutive Opening Day start, joining James Shields (2008-10) as the only Rays pitchers to do so...recorded his first career Opening Day win, 7-3 over Masahiro Tanaka...threw the first pitch of Major League Baseball's 2017 season, the second Ray ever to do that, joining Victor Zambrano (2004 in Tokyo vs. NYY).
- ◆ On April 14 at BOS, defeated Rick Porcello, 10-5, for his first career win at Fenway Park and first win over the Red Sox since Sep 19, 2012 (his fourth career start)...it snapped his 11-game losing streak (0-11 over 15 starts) vs. the Red Sox—the longest since SEA/CWS Floyd Bannister (11) from 1982-86 and the longest in Rays history against any single opponent.
- ◆ Recorded 58 SO in May, breaking David Price's club record for any month (54 in June 2014)...his 58 SO for May tied BOS Chris Sale for the AL lead and tied for 2nd in the majors behind WAS Max Scherzer (60).
- ◆ On May 10 vs. KC, tossed a season-high 8 IP, all scoreless, with 0 BB and 11 SO in a 12-1 victory.
- ◆ On July 4 at CHC, earned a 7-5 win over Jon Lester and picked up his first career hit and RBI on a 4th-inning RBI single...it snapped an 0-for-23 skid to begin his career...singled again on Aug



27 at STL, making him one of six AL pitchers with multiple hits in 2017.

- Recorded the 1,000th strikeout of his career on Aug 17 at TOR, fanning Ezequiel Carrera in the 4th inning...joined James Shields (1,250) and David Price (1,065) as the only Rays to reach the milestone...he accomplished this in only 928.2 IP...according to the Elias Sports Bureau, he became only the ninth pitcher in major league history to reach 1,000 SO in as few as 154 games, joining CHC Kerry Wood (134), SF Tim Lincecum (136), BOS Roger Clemens (143), WAS Stephen Strasburg (144), NYM Dwight Gooden (145), NYM Hideo Nomo (147), CLE Corey Kluber (148) and SEA Randy Johnson (152).
- Was 9-7 with a 3.66 ERA (179.1-IP, 73-ER) in 28 starts through the end of August...in September, went 1-5 with a 7.48 ERA (21.2-IP, 18-ER) in 6 starts...his 5 losses in September set a club record for the month and tied BAL Wade Miley for most in the majors.
- WORLD BASEBALL CLASSIC:** Started Team USA's opening game on March 10 vs. Colombia and retired all 12 BF on 41 pitches (30 strikes)... Team USA went on to win, 3-2, in 10 innings...he returned to the Rays after that game, and Team USA went on to win its first WBC championship.
- ALL-STAR GAME:** Was added to the AL All-Star Team as one of several replacements, but did not pitch...was his second All-Star selection, joining David Price (four) and Scott Kazmir (two) as the only Rays pitchers with multiple All-Star selections.

CAREER HIGHLIGHTS

- Enters the 2018 season ranked 3rd in Rays history with 160 starts, 967 IP and 1,044 SO, trailing only James Shields and David Price in each category...ranks 3rd with a 3.63 ERA (min. 300 IP), trailing Price and Alex Cobb.
- Since June 1, 2013—the date he was recalled to the majors for good—he leads the majors with 156 games started...DET/WAS Max Scherzer ranks 2nd with 152 starts.
- In 2016, led the AL with 19 losses, which tied SD/CWS James Shields for most in the majors...tied CWS Chris Sale for 2nd in the AL with 233 SO, behind DET Justin Verlander (246)...led the AL as late as Sep 16, but was passed by Verlander after the Rays switched to a six-man rotation following the return of Alex Cobb.
- His 19 losses were a club record, ahead of Tanyon Sturtze (18) in 2002...prior to 2016, no major league pitcher recorded 19 losses since KC

Darrell May in 2004 (9-19)...they were the most by a pitcher who was an All-Star the season prior since ATL Phil Niekro (20) in 1979.

- His combination of strikeouts (233) and losses (19) has been reached by only three other pitchers in AL history, all Hall of Famers: CLE Gaylord Perry in 1973 (238-SO, 19-L), CWS Ed Walsh in 1916 (258-SO, 20-L) and PHI-AL Rube Waddell (349-SO, 19-L).
- Recorded a .238 opp avg. ...only two AL pitchers in the last 100 years have lost 19 or more games and held opponents to a lower avg. than Archer: WAS-AL Walter Johnson in 1916 (20 losses, .221 opp avg.) and CAL George Brunet in 1967 (19 losses, .223 opp avg.).

MOST STARTS, RAYS HISTORY

James Shields	217
David Price	170
Chris Archer	160

MOST STRIKEOUTS, RAYS HISTORY

James Shields	1,250
David Price	1,065
Chris Archer	1,044

MOST INNINGS PITCHED, RAYS HISTORY

James Shields	1,454.2
David Price	1,143.2
Chris Archer	967.0

MOST WINS, RAYS HISTORY

James Shields	87
David Price	82
Scott Kazmir	55
Chris Archer	51

- Ranked among AL leaders with in starts (33, tied for 4th), walks (67, 8th), SO/9 IP (10.42, 2nd) and WP (11, tied for 5th)...made 6 starts with at least 10 SO, 3rd in the AL behind DET Justin Verlander (8) and BOS David Price (7).
- Was 3-10 at home, but led the AL with a 2.65 ERA (102-IP, 30-ER)...his 2.12 R/9 IP at home was the lowest in the majors...his 10 losses set a club record, passing David Price (9) in 2011 and Rolando Arrojo (9) in 1999...on the road, his 5.44 ERA (99.1-IP, 60-ER) was 5th-highest in the AL.
- On April 3 vs. TOR, made his second consecutive Opening Day start...lost 5-3, but his 12 SO set a club record for Opening Day and were the most in the majors on Opening Day since SEA Félix Hernández on April 2, 2007 vs. OAK...became the first pitcher to record at least 12 SO on Opening Day and lose since STL Bob Gibson in 1975 vs. MTL.



- Avoided a 20th loss in his final start, earning a 5-3 victory on Sep 29 at CWS...became the first pitcher to start one or more games with 19 losses and avoid a 20-loss season since TB/ARI Albie Lopez in 2001 (finished 10-19)...avoided becoming only the second pitcher in his lifetime to lose 20 games; DET Mike Maroth lost 21 games in 2003.
- In 2015, earned his first All-Star selection and set a club record with 252 SO, which ranked 2nd in the AL to CWS Chris Sale (274) and 4th in the majors...his 34 starts led the majors and tied the club record.
- Became just the seventh pitcher in the modern era (since 1900) to record 250 SO in a season without posting a winning record...four of the previous six pitchers were Hall of Famers: HOU/CAL Nolan Ryan (1987, 1978, 1976), PHI Steve Carlton (1983), ATL Phil Niekro (1977) and CWS Ed Walsh (1910).
- Finished 5th in the AL Cy Young voting with 29 points in the 7-4-3-2-1 voting system.
- Also ranked among AL leaders in innings (212, 6th), ERA (3.23, 6th), SO/9 IP (10.70, 2nd), SO/BB (3.82, 9th) and WHIP (1.14, 10th)...held opponents to a .220 avg. (4th), .282 OBP (8th) and .331 SLG (3rd).
- He allowed 0 ER in 10 of his 34 starts, a club record and tied for most in the AL with HOU Dallas Keuchel and TEX Yovani Gallardo...he allowed 1 ER or fewer in 17 starts, a club record and most in the AL...he allowed 2 ER or fewer in 22 starts, tied with Keuchel for 2nd in the AL behind DET/TOR David Price (23).
- Recorded 5 starts of at least 7 IP while allowing 2 hits or fewer and no runs, tied for most such starts since data is available (1913)...also NYM Jacob deGrom (2015), PIT Francisco Liriano (2013), BOS Pedro Martinez (2002) and PHI Grover Cleveland Alexander (1915)...CHC Jake Arrieta (5) joined that group in 2016...became the first pitcher in the modern era (since 1900) to do this in 3 of his first 5 starts of a season, according to the Elias Sports Bureau.
- Went 9-5 on the road, and his 9 wins tied for 2nd in the AL behind DET/TOR David Price (11)...went 6-0 with a 0.89 ERA (40.2-IP, 4-ER) in his first 6 road starts, longest road winning streak in club history to start a season.
- Made 9 starts with at least 10 SO, tying the club record and 2nd in the AL to CWS Chris Sale (13)...made 4 starts with at least 10 SO and 0 BB, tops in the AL and tying David Price (2014) for the club record.



DAVE REGINEK / GETTY IMAGES

- In *Baseball America's* annual Best Tools survey of major league managers, he was named the AL's No. 3 Pitcher and No. 1 Slider...Keith Law of ESPN.com rated Archer as the No. 1 Slider in the majors, as well as the No. 3 Fastball behind CIN Aroldis Chapman and WAS Max Scherzer...his fastball averaged 95.2 mph, 3rd-fastest in the AL, according to FanGraphs.
- On April 6 vs. BAL, made his first Opening Day start and second Opening Day roster, but lost 6-2 to Chris Tillman...his own throwing error on the very first play of the game led to an unearned run.
- In April, led the AL with 37 SO and ranked 3rd with a 0.84 ERA—a club record for April and the 2nd-lowest of any month in club history, behind his own 0.73 ERA in July 2013...compiled streaks of 28.2 IP and a club-record 4 starts without allowing an earned run, April 11-26.
- Won a career-high 6 straight decisions from May 17–June 23...through June 23, was 9-4 with a 2.01 ERA (103-IP, 23-ER) in 16 starts...after that, went 3-9 with a 4.38 ERA (109-IP, 53-ER) in 18 starts.
- From May 27–June 2, became the first Ray ever with 12 SO or more in back-to-back games—and the second pitcher in the modern era to record at least 12 SO with no walks in back-to-back starts, joining 19-year-old Mets rookie Dwight Gooden



in 1984...six weeks later, LAD Clayton Kershaw became the third...from May 27–June 7, became the first player in the modern era (since 1900) to record 10-plus strikeouts and no walks in 3 consecutive starts, according to the Elias Sports Bureau—but Kershaw has turned the trick twice since then...in his 3 starts, Archer went 2-0 with a 0.39 ERA (23-IP, 14-H, 2-R, 1-ER, 0-BB, 38-SO)... named the AL Player of the Week for June 1-7.

- ◆ On May 27 vs. SEA facing Félix Hernández, exited after 8 IP with a scoreless tie...in 2 starts in his career vs. Felix, the two pitchers haven't allowed a run in a combined 31.1 IP—both Rays losses at home.
- ◆ On June 2 at LAA, his 15 SO tied James Shields' club record (Oct 2, 2012 vs. BAL in his final game as a Ray) and set a club mark for strikeouts in a road game...tossed only 105 pitches over 8 IP in a 6-1 victory.
- ◆ On July 29 vs. DET, lost a duel with Justin Verlander, 2-1, despite the longest perfect game bid in Rays history...retired his first 19 BF until José Iglesias' infield single in the 7th inning...broke Matt Garza's record of retiring his first 18 BF (April 30, 2009 vs. BOS)...Archer and Verlander combined to retire the first 29 batters of the game—a first since July 28, 1991, according to the Elias Sports Bureau, when MTL Dennis Martínez threw a perfect game at LAD to beat Mike Morgan, 2-0.
- ◆ On Aug 20 at HOU, threw his third career shutout in a 1-0 victory...retired his final 15 BF...recorded 11 SO and threw only 98 pitches...was the fourth CG SHO allowing 1 hit or fewer in club history, first since Matt Garza's no-hitter on July 26, 2010 vs. DET...he became the first AL pitcher to throw a 1-hit shutout with 10-plus strikeouts and fewer than 100 pitches since NYY David Cone's perfect game on July 18, 1999 vs. MTL (10 SO on 88 pitches).
- ◆ Recorded 50 SO in August, tying Scott Kazmir's club record for the month (2007).
- ◆ On Sep 11 vs. BOS, struck out 7 consecutive batters to tie the club record (Andy Sonnanstine, June 10, 2007 at FLA).
- ◆ **ALL-STAR GAME:** Selected via the Player Ballot to his first career All-Star Game, held in Cincinnati...pitched a scoreless 5th inning before allowing a leadoff homer to Andrew McCutchen in the 6th inning...his line: 1.1 IP, 1 H, 1 R, 1 BB, 1 SO, 1 HR, 20 pitches...was the first run a Rays pitcher ever allowed in an All-Star Game, ending a scoreless streak at 11 IP.

- ◆ In **2014**, his first full major league season, led the Rays staff with 32 starts and 194.2 IP...made 16 starts allowing 1 ER or fewer, tying SEA Félix Hernández and KC Danny Duffy for the AL lead.
- ◆ Allowed only 12 HR in 194.2 IP, half of those coming in his final 6 starts, after yielding only 6 HR in his first 26 starts...his 0.55 HR/9 IP remains a club record...his .336 opp SLG ranked 6th in the AL.
- ◆ Pitched to a 2.77 ERA (149.1-IP, 46-ER) over his last 24 starts.
- ◆ His 1.95 ERA (37-IP, 8-ER) in 6 starts in June ranked 4th in the AL and set a club record, broken by Erasmo Ramirez (1.44) in 2015.
- ◆ Won his first 4 career starts against the Yankees spanning 2013-14, becoming the first pitcher to do that since LAA Ervin Santana (2005-06)...on June 30 at NYY, was in line to become the first pitcher to win his first 5 games vs. the Yankees since Hall of Famer Walter Johnson for the Washington Senators (1907-08), before Joel Peralta allowed a game-tying, solo HR to Brian Roberts in the 9th inning.
- ◆ On April 2, the Rays announced an eight-year contract extension for Archer—the first six years (2014-19) guaranteed, plus club options for the 2020 and 2021 seasons...the deal was worth a guaranteed \$25.5 million, with a maximum value of \$43.75 million...it is the longest commitment the Rays have made to a pitcher...his new contract was only the fifth contract worth over \$20 million given by Stuart Sternberg's ownership group...it remains the largest guarantee in major league history for a player with less than one year of service time...there have been only six such deals in major league history, and the Rays have made three of those six:
 - **Chris Archer, TB (ML Service: 156 days)**
6 years, \$25.5M + 2 options
 - **Tim Anderson, CWS (115 days)**
6 years, \$25M + 2 options
 - **Evan Longoria, TB (24 days)**
6 years, \$17.5M + 3 options
 - **Matt Moore, TB (17 days)**
5 years, \$14M + 3 options
 - **Jonathan Singleton, HOU (0 days)**
5 years, \$10M + 3 options
 - **Salvador Pérez, KC (50 days)**
5 years, \$7M + 3 options
- ◆ Saw his first extended action in the majors in **2013**, and finished third in the AL Rookie of the Year balloting behind teammate Wil Myers and BOS/DET José Iglesias...finished with 35 points



(with one first-place vote) in the 5-3-1 point system, most among AL pitchers.

- ◆ Min. 100 IP, led AL rookies with a 3.22 ERA, 1.13 WHIP, .226 opp avg., 2 CG and 2 CG SHO... ranked 2nd with 128.2 IP and 3rd with 9 wins... achieved all this despite not joining the Rays from Triple-A Durham until June 1.
- ◆ Became the third AL rookie in a 20-year span (1993–2013) to record such a low ERA (3.22) over at least 20 starts...joined TB Jeremy Hellickson in 2011 and NYY Orlando Hernández in 1998... also became the third AL rookie in that same span to throw 2 CG SHO, joining two other Rays: Rolando Arrojo (1998) and Jeff Niemann (2009).
- ◆ In July, won the AL Pitcher of the Month and AL Rookie of the Month awards, going 4-0 with a 0.73 ERA (37-IP, 17-H, 3-ER) over 5 starts...his ERA is the best in major league history (min. 30 IP) by a rookie in July and remains a club record for lowest ERA in any month...became the third Rays pitcher to be named AL Rookie of the Month and fourth to be named AL Pitcher of the Month.
- ◆ Went 3-0 with a 1.23 ERA (22-IP, 3-ER) in 3 starts vs. NYY, the first rookie with 3 wins over the Yankees in a single season since TEX Kevin Brown (3) in 1989...his ERA was the lowest by a rookie against the Yankees (min. 20 IP) since CWS Bill Long in 1987 (1.13).
- ◆ Tossed complete-game shutouts on July 14 at HOU—his first career CG—and July 27 at NYY... his 1-0 win on July 27 remains the only CG SHO by a Rays pitcher against the Yankees.
- ◆ **POSTSEASON:** Pitched out of the bullpen and made 2 apps...in Game 1 of the ALDS at BOS, recorded a pair of strikeouts and did not allow a run in 1.1 IP...in Game 4 at home, entered in the 9th inning and faced one batter, allowing a sac fly to Dustin Pedroia.
- ◆ Made 6 apps (4 starts) over two stints with the Rays in **2012**, his first career major league action...spent the remainder of the season with Durham.
- ◆ Named the Rays Minor League Pitcher of the Year...led the International League and Rays minor leaguers with 139 SO.
- ◆ Was the first AL pitcher with 25 SO or more in his first 3 career starts since NYY Al Leiter in 1987 (25), according to the Elias Sports Bureau.
- ◆ Made his major league debut on June 20 at WAS against Stephen Strasburg and sustained a 3-2 loss (6-IP, 3-H, 3-R/1-ER, 1-BB, 7-SO)...allowed 3 hits and 3 runs in the 1st inning but didn't allow a hit in his final 5 IP...his debut snapped

the Rays streak of consecutive games started by a pitcher they drafted at 232 games, a major league record.

- ◆ On Sep 8 vs. TEX, his 11 SO were one shy of the club rookie record set by Dan Wheeler on Sep 12, 1999 vs. OAK.
- ◆ On Sep 19 vs. BOS, earned his first career win, a 13-3 victory over Daisuke Matsuzaka.
- ◆ On Sep 13 at BAL, went 3.2 IP in relief and took the loss as he allowed a walk-off, RBI single to Manny Machado in the 14th inning...escaped a bases-loaded, no-out jam in the 13th, capped by strikeouts of Matt Wieters and Nate McLouth to end the inning...entered the game as a pinch-hitter when Ryan Roberts left the game after fouling a ball off his foot in the 11th inning...he eventually struck out...became the first pitcher to enter an AL game (excluding interleague play) as a pinch-hitter and remain in the game to pitch since BOS Joel Finck on July 25, 1979 vs. OAK, in a 16-4 Red Sox victory.
- ◆ Ranked by *Baseball America* as the No. 2 prospect in the Rays system following the season...the publication also tabbed him as having the Best Slider in the organization for a second consecutive year.
- ◆ Spent the majority of the **2011** season with Double-A Montgomery, making 25 starts in his first season in the Rays system...on Aug 26, was promoted to Durham and made 2 starts...went 8-4 with a 3.04 ERA (94.2-IP, 32-ER) over his final 16 starts between both levels.
- ◆ Traded from the Cubs to the Rays on Jan 8 in an eight-player deal involving Matt Garza.
- ◆ In **2010**, was named Cubs Minor League Pitcher of the Year...went 15-3 with a 2.34 ERA (142.1-IP, 37-ER) and 149 SO in 28 apps (27 starts) between Class-A Daytona and Double-A Tennessee.
- ◆ Ranked 3rd among all minor league pitchers in wins, 7th in ERA and 3rd in opp avg. (.200).
- ◆ Recorded a 7-game winning streak, May 8–June 27, before his promotion to Tennessee...did not allow an earned run in his first 31.1 IP at the Double-A level.
- ◆ Ranked by *Baseball America* as the No. 1 prospect in the Cubs system following the season...the publication also tabbed him as having the Best Slider in the organization.
- ◆ Pitched for Team USA's Pan American Qualifying Team in October...on Oct 11, earned a second-round win over top-seeded Cuba...did not allow a run in 6 IP (2-H, 0-BB, 10-SO).



- ◆ In **2009**, totaled 119 SO and averaged 9.8 SO/9 IP for Class-A Peoria...did not allow a home run in 109 IP...in **2008**, held opponents to a .050 avg. (3-for-60) with 2 outs and RISP with Class-A Lake County...was winless (0-7) in his first 12 professional starts before he defeated the GCL Braves, 8-2, on July 27, **2007** as a member of the GCL Indians.

- ◆ Chris was cut from his 7th grade baseball team... he decided to attend every one of their home games that season in order to identify the skills he needed to improve and sharpen to make the team in 8th grade.
- ◆ Named Conference Player of the Year as a senior quarterback at Clayton High School.

PERSONAL & MISC.

- ◆ As a 2-year-old, was adopted by his maternal grandmother and her husband, Donna and Ron Archer...he met his biological father in 2013.

CAREER HIGHS

COMPLETE GAMES (3), SHUTOUTS (3)

8/20/15 at HOU - 1-hit SHO;
 7/27/13 at NYW - 2-hit SHO;
 7/14/13 vs. HOU - 5-hit SHO

LONGEST OUTING

9.0, 3x-last 8/20/15 at HOU

LONGEST RELIEF OUTING

3.2, 9/13/12 at BAL

STRIKEOUTS

15, 6/2/15 at LAA

WALKS

6, 5/15/17 at CLE

HR ALLOWED

4, 4/8/16 at BAL

RUNS ALLOWED

9, 2x-last 9/26/15 at TOR

HITS ALLOWED

12, 2x-last 7/8/15 at KC

WIN STREAK

6G, 5/17/15 - 6/23/15

LOSS STREAK

7G, 9/6/15 - 4/20/16

CAREER PITCHING

YEAR	CLUB	W	L	ERA	G	GS	CG	SHO	SV	IP	H	R	ER	HR	HB	BB-I	SO	WP	BK
2006	GCL Indians	0	3	7.45	7	6	0	0	0	19.1	17	22	16	1	3	17-0	21	6	1
	Burlington	0	0	10.80	1	0	0	0	0	1.2	2	2	2	1	1	1-0	1	1	0
2007	GCL Indians	1	7	5.64	12	11	0	0	0	52.2	56	36	33	4	8	21-0	48	9	0
	Lake County	0	0	9.00	1	0	0	0	0	4.0	5	4	4	0	1	3-0	5	1	0
2008	Lake County	4	8	4.29	27	27	0	0	0	115.1	92	64	55	8	11	84-0	106	18	0
2009	Peoria	6	4	2.81	27	26	0	0	0	109.0	78	41	34	0	7	66-0	119	10	1
2010	Daytona	7	1	2.86	15	14	0	0	0	72.1	54	27	23	4	3	26-1	82	1	0
	Tennessee	8	2	1.80	13	13	0	0	0	70.0	48	19	14	2	2	39-1	67	5	0
2011	Montgomery	8	7	4.42	25	25	0	0	0	134.1	136	76	66	11	10	80-1	118	18	0
	Durham	1	0	0.69	2	2	0	0	0	13.0	11	1	1	0	0	6-0	12	0	0
2012	Durham	7	9	3.66	25	25	0	0	0	128.0	99	54	52	6	7	62-0	139	12	1
	Tampa Bay	1	3	4.60	6	4	0	0	0	29.1	23	17	15	3	1	13-0	36	2	0
2013	Durham	5	3	3.96	10	10	0	0	0	50.0	50	26	22	6	2	23-0	52	3	1
	Tampa Bay	9	7	3.22	23	23	2	2	0	128.2	107	49	46	15	8	38-2	101	7	0
2014	Tampa Bay	10	9	3.33	32	32	0	0	0	194.2	177	85	72	12	8	72-1	173	8	0
2015	Tampa Bay	12	13	3.23	34	34	1	1	0	212.0	175	85	76	19	3	66-0	252	13	0
2016	Tampa Bay	9	19	4.02	33	33	0	0	0	201.1	183	100	90	30	3	67-0	233	11	0
2017	Tampa Bay	10	12	4.07	34	34	0	0	0	201.0	193	101	91	27	5	60-0	249	15	0
Minor League Totals		47	44	3.77	165	159	0	0	0	769.2	648	372	322	43	55	428-3	770	84	4
Major League Totals		51	63	3.63	162	160	3	3	0	967.0	858	437	390	106	28	316-3	1044	56	0

1: Selected by the Cleveland Indians in the fifth round of the 2006 June Draft...signed by Bob Mayer. **2:** Acquired by the Chicago Cubs along with LH John Gaub and RH Jeff Stevens from Cleveland in exchange for OF Mark DeRosa, December 31, 2008. **3:** Acquired by the Tampa Bay Rays along with C Robinson Chirinos, OF Sam Fuld, OF Brandon Guyer and INF Hak-Ju Lee from Chicago in exchange for RH Matt Garza, OF Fernando Perez and LH Zach Roscupp, January 8, 2011.



ALL-STAR GAME PITCHING

YEAR	CLUB	W	L	ERA	G	GS	CG	SHO	SV	IP	H	R	ER	HR	HB	BB-I	SO	WP	BK
2015	AL, Cincinnati	0	0	6.75	1	0	0	0	0	1.1	1	1	1	1	0	1-0	1	0	0
2017	AL, Miami																		

Selected-Did Not Pitch

WORLD BASEBALL CLASSIC PITCHING

YEAR	CLUB	W	L	ERA	G	GS	CG	SHO	SV	IP	H	R	ER	HR	HB	BB-I	SO	WP	BK
2017	United States	0	0	0.00	1	1	0	0	0	4.0	0	0	0	0	0	0-0	3	0	0

POSTSEASON PITCHING

YEAR	SERIES	CLUB	W	L	ERA	G	GS	CG	SHO	SV	IP	H	R	ER	HR	HB	BB-I	SO	WP	BK
2013	ALDS	TB vs. BOS	0	0	0.00	2	0	0	0	0	1.2	1	0	0	0	0	0-0	2	0	0

CAREER FIELDING

YEAR	POSITION	PCT	G	PO	A	E	TC	DP
2012	Pitcher	.833	6	1	4	1	6	0
2013	Pitcher	.905	23	6	13	2	21	1
2014	Pitcher	.871	32	10	17	4	31	2
2015	Pitcher	.931	34	5	22	2	29	3
2016	Pitcher	.943	33	14	19	2	35	0
2017	Pitcher	.933	34	8	6	1	15	0
Totals		.912	162	44	81	12	137	6

CAREER BATTING

YEAR	CLUB	AVG	AB	R	H	2B	3B	HR	RBI	SH	SF	HB	BB-I	SO	SB	CS	GDP	SLG	OBP
2012	Tampa Bay	.000	3	1	0	0	0	0	0	0	0	0	0-0	1	0	1	0	.000	.000
2013	Tampa Bay	.000	1	0	0	0	0	0	0	0	0	0	0-0	1	0	0	0	.000	.000
2014	Tampa Bay	.000	4	0	0	0	0	0	0	0	0	0	0-0	2	0	0	0	.000	.000
2015	Tampa Bay	.000	5	0	0	0	0	0	0	0	0	0	0-0	3	0	0	0	.000	.000
2016	Tampa Bay	.000	7	1	0	0	0	0	0	0	0	0	1-0	3	0	0	0	.000	.125
2017	Tampa Bay	.250	8	1	2	0	0	0	1	0	0	0	0-0	3	0	0	1	.250	.250
Major League Totals		.071	28	3	2	0	0	0	1	0	0	0	1-0	13	0	1	1	.071	.103

LEFT-RIGHT BREAKDOWN

	2017				CAREER			
	AVG	AB	H	HR	AVG	AB	H	HR
vs. Left	.263	365	96	13	.240	1889	454	57
vs. Right	.232	419	97	14	.229	1768	404	49



| 21 | INFIELDER


Christian Arroyo

BATS
RIGHT

THROWS
RIGHT

HEIGHT
6'1"

WEIGHT
180



CHRISTIAN ISRAEL ARROYO (ah-ROY-yoh)

MAJOR LEAGUE SERVICE **42 days**
OPENING DAY AGE **22**
BORN **5/30/95** in Tampa, FL
RESIDES **Tampa, FL**
CONTRACT STATUS **Signed through 2018**

ACQUIRED **From the San Francisco Giants in a five-player trade, 12/20/17 (see page 65)**
SIGNING SCOUT **Mike Metcalf (Giants)**

SOCIAL MEDIA @arroyo_c @arroyoc22

ORGANIZATION
COACHES & STAFF
40-MAN ROSTER
Christian Arroyo
NON-ROSTER INVITES
RECORDS & HISTORY
OPPONENTS
MINOR LEAGUE OPERATIONS
BROADCAST INFORMATION
TROPICANA FIELD & MISC.

X-RAY REPORT

- Christian grew up a Devil Rays fan and was born two months after Tampa Bay was awarded a franchise in March 1995...Rocco Baldelli was his favorite player, and he often proudly sported a green Baldelli jersey...before he learned of being traded to Tampa Bay, his agent had arranged for the two to meet over lunch during the offseason.
- His mother raised him alone from age 2-12 and could be considered his first hitting coach...she read Ted Williams' *The Science of Hitting* and attended local hitting clinics, using that knowledge to teach Christian...she even threw him batting practice while eight months pregnant in preparation for U.S. National Team tryouts.
- While with the Giants, Matt Duffy provided Christian with instruction and advice in the minor leagues and at spring training...Arroyo credits him with helping ease his transition from shortstop to third base.
- Christian singled off Clayton Kershaw for his first career hit...the achievement didn't sink in until he received the ball after the game and saw Kershaw's name written on it.
- In 2011, his Hernando High School team reached the state semifinals but lost to a Jesuit High School squad led by Lance McCullers...the highlight of his weekend was watching José Fernández pitch for Alonso High School as a senior.
- His other local interests include charter fishing in New Port Richey and cheering on the Tampa Bay Buccaneers and Tampa Bay Lightning.

2017 SEASON

- Made his major league debut for the Giants on April 24 vs. LAD at 21 years, 239 days...was the first Giant to start in his debut before his 22nd birthday since Madison Bumgarner in 2009 and the first position player since Royce Clayton in 1991...he became the youngest player to start at third base for the Giants since Matt Williams in 1987.
- Became the first player drafted out of high school in the 2013 June Draft class to debut, one day before LAD Cody Bellinger.

“
Sure, you're going to look at the talent, but you also look at how they handle themselves on the big stage. And there was no fear in this guy. He was making all the plays wherever we put him.
”

GIANTS MANAGER BRUCE BOCHY, ON A 19-YEAR-OLD ARROYO'S FIRST GIANTS CAMP IN 2015
| The Mercury News |

- Appeared in 34 games and made 32 starts (21-3B, 9-SS, 2-2B) for the Giants...recorded his first career hit on April 25 vs. LAD, a single off three-time Cy Young Award winner Clayton Kershaw.
- On April 26 vs. LAD, connected for his first career home run, a 2-run shot off Sergio Romo.



- Also homered on April 28 vs. SD and on May 5 at CIN...the latter came off 40-year-old Bronson Arroyo, who—though unrelated—attended the same high school and graduated one month after Christian was born.
- Selected to the major league roster after batting .439/.471/.682 (29-for-66) through 17 games with Triple-A Sacramento.
- Optioned back to Sacramento on June 4...on June 14, sustained a left wrist contusion when he was hit on the hand by a pitch and landed on the disabled list the next day...on July 1, in his first game after returning, was hit again and his broken left hand ended his season...underwent surgery on July 10.
- Re-aggravated his hand injury taking a ground ball off his glove hand for the Leones del Escogido in the Dominican Winter League... underwent surgery to insert a pin into his left hand on Nov 3...he is expected to recover in time for Opening Day.
- Prior to the trade, was ranked by MLB.com as the No. 1 prospect in the Giants system...ranked by *Baseball America* as the Giants No. 4 prospect and the organization's Best Hitter for Average... after the trade, was ranked by MLB.com as the No. 6 prospect in the Rays system and the No. 5 third base prospect in baseball.

CAREER HIGHLIGHTS

- Has hit .300/.345/.434 (447-for-1,491) with 106 2B, 11 3B, 24 HR and 208 RBI across five minor league seasons.
- Spent the **2016** season with Double-A Richmond...named to the Eastern League mid-season All-Star Team...his 36 2B ranked 3rd in the league.
- Hit .326/.344/.419 (28-for-86) with 8 2B and 9 RBI in the month of July.
- According to Baseball Reference, did not have a single plate appearance against a pitcher younger than him.
- Ranked by *Baseball America* as the No. 2 prospect in the Giants system following the season.
- In **2015**, was a California League postseason All-Star after spending the entire season with Class-A San Jose...ranked 4th among Giants minor leaguers and 7th in the California League with a .304 avg.
- Was on the disabled list from April 16–May 29 with a left oblique injury.
- Named the California League Player of the Week for June 29–July 6.

- Was a non-roster invite to Giants spring training.
- Hit .308/.360/.487 (24-for-78) with 3 HR and 13 RBI in 19 games for the Scottsdale Scorpions in the Arizona Fall League...named to the AFL All-Prospect Team and the AFL Rising Stars Game.
- Secured the final out of the AFL Championship Game, making a sliding catch along the warning track in left field foul territory to clinch a 6-4 victory for the Scorpions.
- Named to the Giants Organizational All-Star Team by MLB.com.
- Ranked by *Baseball America* as the No. 62 overall prospect in the minors following the season... was the No. 1 prospect in the Giants system and the No. 11 prospect in the California League.
- In **2014**, was on the disabled list for Class-A Augusta from May 11–July 1 due to a right thumb injury...transferred to Short-A Salem-Keizer upon returning, where he was named to the Northwest League midseason All-Star Team...ranked 2nd in the Northwest League with a .333 avg.
- Ranked by *Baseball America* as the No. 2 prospect in the Giants system and No. 10 prospect in the Northwest League following the season.
- Named Most Valuable Player of the Arizona League in **2013**...led the league with 47 runs, 18 2B, 39 RBI and a .511 SLG, and tied for the league lead with 25 XBH...finished 2nd with 60 hits and 94 total bases and 6th with a .326 avg....named to the postseason All-Star Team.
- Ranked by *Baseball America* as the No. 6 prospect in the Giants system and No. 2 prospect in the Arizona League following the season.

AMATEUR CAREER

- Selected by the Giants in the first round (25th overall) of the 2013 June Draft out of Hernando High School in Brooksville, Fla. ...named the state's Class 5A Player of the Year in 2013... committed to the University of Florida before signing with the Giants.
- Earned Most Valuable Player honors at the International Baseball Federation's 18U World Championships in Seoul, South Korea in 2012... helped Team USA win gold, batting .387 with 11 RBI in 13 games.



CAREER HIGHS

HITS	HOME RUNS	RUNS	STRIKEOUTS
2, 5x-last 5/19/17 at STL	1, 3x-last 5/5/17 at CIN	2, 5/19/17 at STL	4, 5/8/17 at NYM
HITTING STREAK	RBI	WALKS	STOLEN BASES
4G, 4/25/17 - 4/28/17	3, 5/10/17 at NYM	2, 5/9/17 at NYM	1, 5/15/17 vs. LAD

CAREER BATTING

YEAR	CLUB	AVG	G	AB	R	H	2B	3B	HR	RBI	SH	SF	HB	BB-I	SO	SB	CS	GDP	SLG	OBP
2013	AZL Giants	.326	45	184	47	60	18	5	2	39	0	4	2	19-1	32	3	2	1	.511	.388
2014	Augusta	.203	31	118	10	24	3	1	1	14	1	2	0	4-0	22	1	2	2	.271	.226
	Salem-Keizer	.333	58	243	39	81	14	2	5	48	0	4	2	18-1	31	6	1	3	.469	.378
2015	San Jose	.304	90	381	48	116	28	2	9	42	2	2	5	19-1	73	5	3	11	.459	.344
2016	Richmond	.274	119	474	57	130	36	1	3	49	4	7	3	29-2	72	1	1	17	.373	.316
2017	Sacramento	.396	25	91	18	36	7	0	4	16	0	0	5	6-1	12	2	0	1	.604	.461
	San Francisco	.192	34	125	9	24	5	0	3	14	0	1	1	8-1	32	1	2	4	.304	.244
Minor League Totals		.300	368	1491	219	447	106	11	24	208	7	19	17	95-6	242	18	9	35	.434	.345
Major League Totals		.192	34	125	9	24	5	0	3	14	0	1	1	8-1	32	1	2	4	.304	.244

1: Selected by the San Francisco Giants in the first round (25th overall) of the 2013 June Draft...signed by Mike Metcalf. 2: Acquired by the Tampa Bay Rays along with LH Matt Krook, OF Denard Span and RH Stephen Woods Jr. from San Francisco in exchange for 3B Evan Longoria, December 20, 2017.

CAREER FIELDING

YEAR	POSITION	PCT	G	PO	A	E	TC	DP	
2017	Third Base	.966		22	14	43	2	59	5
	Shortstop	.969		10	12	19	1	32	3
	Second Base	1.000		2	4	7	0	11	2

LEFT-RIGHT BREAKDOWN

	2017					CAREER				
	AVG	AB	H	HR	RBI	AVG	AB	H	HR	RBI
vs. Left	.235	51	12	1	5	.235	51	12	1	5
vs. Right	.162	74	12	2	9	.162	74	12	2	9

DID YOU KNOW?

YOUNGEST RAYS ALL-TIME, AT TIME OF DEBUT

PLAYER	AGE
Melvin Upton Jr.	19 years, 11 months, 10 days
Chad Gaudin	20 years, 4 months, 8 days
Scott Kazmir	20 years, 7 months, 1 day
Carl Crawford	20 years, 11 months, 15 days
Delmon Young	20 years, 11 months, 15 days
Rocco Baldelli	21 years, 6 months, 6 days
José Alvarado	21 years, 11 months, 12 days
Seth McClung	22 years, 1 month, 24 days
Matt Moore	22 years, 2 months, 27 days



| 53 | LEFT-HANDED PITCHER

Anthony Banda

BATS
LEFT

THROWS
LEFT

HEIGHT
6'2"

WEIGHT
190



FRANK ANTHONY BANDA (BAHN-da)

MAJOR LEAGUE SERVICE **37 days**
OPENING DAY AGE **24**
BORN **8/10/93** in Corpus Christi, TX
RESIDES **Sinton, TX**
CONTRACT STATUS **Signed through 2018**

ACQUIRED **From the Arizona Diamondbacks in a three-team trade, 2/20/18 (see page 67)**
SIGNING SCOUT **Brian Sankey (Brewers)**

SOCIAL MEDIA @anthony_banda3 @abandafb3

2017 SEASON

- ◆ Made 8 apps (4 starts) over three stints with the Diamondbacks, his first career major league action...was on the active roster for a one-day stint on July 22, and from Aug 4-15 and Sep 9 through the end of the season.
- ◆ Lost his major league debut on July 22 vs. WAS...yielded a solo homer to Bryce Harper in the 1st inning...removed in the 6th after allowing 2 runs on three consecutive 1-out extra-base hits...a fourth run was charged against him after he left the game...his line: L, 5.2 IP, 7 H, 4 R/ER, 0 BB, 5 SO, 1 HR.
- ◆ Recorded his first career win in his second start, Aug 4 at SF over Madison Bumgarner...his only run allowed was a bases-loaded walk in the 4th inning...his 7 SO remain a career high...became the first Diamondbacks lefty to record at least 7 SO and allow 1 ER or fewer in an app of 6 IP or more within his first 2 career games.
- ◆ Yielded 17 ER at the major league level, including 8 ER in his Aug 15 start vs. HOU before being optioned...his only home run allowed was in the 1st inning of his major league debut.
- ◆ Pitched out of the bullpen in his third stint, going 1-0 with a 1.50 ERA (6-IP, 1-ER).
- ◆ Was not on the Diamondbacks roster for the NL Wild Card Game or NLDS.
- ◆ Went 8-7 with a 5.39 ERA (122-IP, 73-ER) in 22 starts for Triple-A Reno...ranked 4th in the Pacific Coast League with a .266 opp avg.

- ◆ Ranked by *Baseball America* as the No. 2 prospect in the Diamondbacks system following the season.

CAREER HIGHLIGHTS

- ◆ In **2016**, was named the Diamondbacks Minor League Pitcher of the Year...led Diamondbacks minor leaguers with 152 SO for a second consecutive year...his 2.88 ERA ranked 2nd among Diamondbacks minor leaguers and his 10 wins tied for 3rd.
- ◆ Split the season between Double-A Mobile and Reno, going 10-6 with a 2.88 ERA (150-IP, 48-ER) in 26 starts...named to the Southern League mid-season All-Star Team.
- ◆ Pitched for the U.S. team in the Futures Game in July at Petco Park.
- ◆ Twice was named SL Pitcher of the Week...received the honor for the periods of May 30-June 5 and June 13-19.
- ◆ Named the Diamondbacks Pitcher of the Month for June, going 3-1 with a 2.16 ERA (25-IP, 6-ER) and 27 SO in 4 starts between two levels...did not allow an earned run in 22 IP from May 28-June 15 before his promotion.
- ◆ Named to the Diamondbacks Organizational All-Star Team by MLB.com.
- ◆ Ranked by *Baseball America* as the No. 88 overall prospect in the minors following the season...was the No. 1 prospect in the Diamondbacks system and No. 10 prospect in the SL.



- Spent the **2015** season with Class-A Visalia... ranked 7th in the minors and led Diamondbacks minor leaguers with 152 SO.
- Ranked among California League leaders in strikeouts (1st), ERA (3.32, 2nd), starts (27, tied for 2nd), innings (151.2, 3rd), WHIP (1.25, 3rd) and opp avg. (.260, 5th).
- Pitched the first 9-inning, CG SHO of his career on June 7 at Bakersfield (Mariners).
- Named California League Pitcher of the Week for July 13-20.
- Named to the California League postseason All-Star Team and the Diamondbacks Organizational All-Star Team by MLB.com.
- Ranked by *Baseball America* as the No. 15 prospect in the Diamondbacks system following the season.
- Spent the entire **2014** season in the Midwest League, going 9-6 with a 3.03 ERA (118.2-IP, 40-ER) and 117 SO in 26 apps (20 starts) between two organizations.
- Acquired by the Diamondbacks along with outfielder Mitch Haniger at the trade deadline in exchange for outfielder Gerardo Parra.
- Ranked 8th in the MWL in ERA.

- Ranked by *Baseball America* as the No. 17 prospect in the Diamondbacks system following the season.
- In **2013**, ranked 3rd in the Pioneer League with a 4.45 ERA and 5th with a .274 opp avg. ...made his professional debut in **2012**, making 14 apps (4 starts) with the AZL Brewers.

AMATEUR CAREER

- Pitched for one season on the San Jacinto team that finished runner-up at the 2012 Junior College World Series...previously selected by the Diamondbacks in the 33rd round out of Sinton (Texas) High School but did not sign.

CAREER HIGHS

LONGEST OUTING	HR ALLOWED
6.0, 8/14/17 at SF	1, 7/22/17 vs. WAS
LONGEST RELIEF OUTING	RUNS ALLOWED
2.0, 9/25/17 vs. SF	8, 8/15/17 vs. HOU
STRIKEOUTS	HITS ALLOWED
7, 8/4/17 at SF	9, 8/15/17 vs. HOU
WALKS	LOSS STREAK
4, 8/4/17 at SF	2G, 8/10/17 - 8/15/17

CAREER PITCHING

YEAR	CLUB	W	L	ERA	G	GS	CG	SHO	SV	IP	H	R	ER	HR	HB	BB-I	SO	WP	BK
2012	AZL Brewers	2	3	5.83	14	4	0	0	0	41.2	54	41	27	3	0	24-0	43	10	0
2013	Helena	3	4	4.45	14	14	0	0	0	60.2	64	40	30	7	1	25-0	45	8	2
2014	Wisconsin	6	6	3.66	20	14	0	0	2	83.2	84	40	34	4	1	38-0	83	11	2
	South Bend	3	0	1.54	6	6	0	0	0	35.0	32	7	6	2	1	7-0	34	5	0
2015	Visalia	8	8	3.32	28	27	1	1	0	151.2	150	67	56	8	4	39-0	152	12	3
2016	Mobile	6	2	2.12	13	13	0	0	0	76.1	70	23	18	4	1	28-0	84	6	0
	Reno	4	4	3.67	13	13	0	0	0	73.2	73	36	30	6	2	27-1	68	6	0
2017	Reno	8	7	5.39	22	22	0	0	0	122.0	125	76	73	15	2	51-0	116	12	0
	Arizona	2	3	5.96	8	4	0	0	0	25.2	26	17	17	1	3	10-1	25	2	0
Minor League Totals		40	34	3.83	130	113	1	1	2	644.2	652	330	274	49	12	239-1	625	70	7
Major League Totals		2	3	5.96	8	4	0	0	0	25.2	26	17	17	1	3	10-1	25	2	0

1: Selected by the Milwaukee Brewers in the 10th round of the 2012 June Draft...signed by Brian Sankey. **2:** Acquired by the Arizona Diamondbacks along with OF Mitch Haniger from Milwaukee in exchange for OF Gerardo Parra, July 31, 2014. **3:** Acquired by the Tampa Bay Rays along with two players to be named from Arizona as part of a three-team trade, February 20, 2018. The New York Yankees sent INF Nick Solak to Tampa Bay and RH Taylor Widener to Arizona. Arizona sent INF Brandon Drury to New York. Tampa Bay sent OF Steven Souza Jr. to Arizona.



CAREER FIELDING

YEAR	POSITION	PCT	G	PO	A	E	TC	DP
2017	Pitcher	1.000	8	0	3	0	3	0

CAREER BATTING

YEAR	CLUB	AVG	AB	R	H	2B	3B	HR	RBI	SH	SF	HB	BB-I	SO	SB	CS	GDP	SLG	OBP
2017	Arizona	.000	5	0	0	0	0	0	0	1	0	0	0-0	3	0	0	0	.000	.000

LEFT-RIGHT BREAKDOWN

	2017				CAREER			
	AVG	AB	H	HR	AVG	AB	H	HR
vs. Left	.158	38	6	1	.158	38	6	1
vs. Right	.313	64	20	0	.313	64	20	0

DID YOU KNOW?

PACE OF GAME INITIATIVE

Quickening the pace of game will continue to be a priority throughout Major League Baseball and Minor League Baseball in 2018. The goal of the Commissioner's Office is to keep the flow of the typical game as consonant with the rhythms of our society and the expectations of fans as possible. The cooperation of players and ongoing communication about goals are vital to achieving meaningful progress. MLB has negotiated recent changes with the Players Association. Recent areas of emphasis have included:

- ◆ **2015:** A rule required that all batters must keep at least one foot in the batter's box unless one of a group of exceptions occurs, and the addition of timers measured the break time between innings and pitching changes during each major league game.
- ◆ **2016:** Visits to the pitcher's mound by managers and pitching coaches became timed and limited to 30 seconds, and break timers mirrored the time allotted to broadcasters between innings: 2:05 for locally televised games and 2:25 for nationally televised games, a reduction of 20 seconds each from the 2015 season.
- ◆ **2018:** Mound visits without a pitching change are limited to six (6) per team, per nine innings. For any extra innings played, each club is entitled to one additional non-pitching change mound visit per inning. Additionally, the timer will count down from 2:05 for breaks in locally televised regular season games (2:25 for nationally televised, and 2:55 for postseason). At 0:25, the umpire signals the pitcher to complete his last warm-up pitch. At 0:20, the batter is announced and must leave the on-deck circle, batter walk-up music must begin and the pitcher must complete the last warm-up pitch. At 0:00, the pitcher must begin motion to deliver the first pitch.



70 | FIRST BASEMAN ♦ OUTFIELDER

Jake Bauers

BATS
LEFT

THROWS
LEFT

HEIGHT
6'0"

WEIGHT
215



JAKOB CHRISTOPHER BAUERS (BOW-ers)

MAJOR LEAGUE SERVICE **None**
OPENING DAY AGE **22**
BORN **10/6/95** in **Newport Beach, CA**
RESIDES **Huntington Beach, CA**

CONTRACT STATUS **Signed through 2018**
ACQUIRED **From the San Diego Padres in a three-team trade, 12/19/14 (see page 70)**
SIGNING SCOUT **Josh Emmerick (Padres)**

SOCIAL MEDIA @JakeBauers11 @JakeBauers

X-RAY REPORT

- Jake attended the MLB Rookie Career Development Program in Washington D.C. in January along with Justin Williams and Ryan Yarbrough...he enjoyed listening to longtime big leaguers share their wisdom and found the breakout session led by Jeffrey Hammonds to be most impactful.
- The Carolina Panthers became his favorite NFL team after they drafted Cam Newton, whom he followed closely at Auburn...he chose a later flight after the MLB Rookie Career Development Program so he could watch the Panthers playoff game at the airport.
- The first nationally televised game he played in as a professional was the 2015 Arizona Fall League Rising Stars Game—and he took a tumble trying to swipe second base...the crowd gave a big laugh and ovation when he tipped his cap jogging off the field.
- Surfing is his newest hobby, and he tries to get out once a week when he's at home.
- In each of the last three winters, his family has vacationed in Mexico...they have visited Cancún, Cabo San Lucas and Puerto Vallarta.

2017 SEASON

- Spent his age-21 season with Triple-A Durham...was the second-youngest player on an International League Opening Day roster, behind 20-year-old Ozzie Albies (Gwinnett).
- Ranked among IL leaders in runs (79, 1st), walks (78, 2nd) and on-base pct. (.368, 5th)...tied his

career high in runs (2016)...his 20 SB were twice as many as his previous career high (10, 2016).

- Was one of two players in the IL with double-digit homers and at least 20 SB, along with Xavier Avery of Gwinnett (Braves).
- Tied for 3rd among Rays minor leaguers with 13 HR, behind Jesús Sánchez (15) and Justin Williams (14).

“

I bet he's probably had that similar swing his entire life, that nobody has ever changed it or tinkered with because it's so natural. It looks like his hands and bat get into that slot and he looks—I'm not comparing him to Ken Griffey Jr.—but a real smooth swing that looks effortless.

RAYS MANAGER KEVIN CASH, DURING RAYS SPRING TRAINING IN 2017
| Tampa Bay Times |

- Started 53 games in left field, 50 games at first base and 19 games in right field.
- Was a non-roster invite to Rays spring training...won the Al Lopez Award as the Rays most outstanding rookie in spring...hit .371/.465/.857 (13-for-35) in 17 games, tying Corey Dickerson for





SKIP MIROS / TAMPA BAY RAYS

the team lead with 4 HR and leading the team with 13 RBI.

- Named to the Rays Organizational All-Star Team by MLB.com for a second consecutive year.
- Ranked by *Baseball America* as the No. 45 overall prospect in the minors following the season, up from No. 70 the year prior...was the No. 4 prospect in the Rays system.

CAREER HIGHLIGHTS

- In **2016**, named Most Valuable Player for Double-A Montgomery by the Rays Baseball Operations department...ranked 2nd among Rays minor leaguers with 78 RBI and tied for 4th with a career-high 14 HR.
- Earned Southern League midseason and post-season All-Star honors...ranked among SL lead-

ers in games (135, 1st), runs (79, 3rd), runs batted in (78, 4th), doubles (28, 4th), walks (73, 2nd), on-base pct. (.370, 5th) and total bases (207, 4th).

- Started 62 games in right field, 57 games at first base and 4 games in left field.
- Ranked by *Baseball America* as the No. 70 overall prospect in the minors following the season... was the No. 4 prospect in the Rays system and No. 5 prospect in the SL...the publication also tabbed him as the Best Hitter for Average in the organization for a second consecutive year.
- In **2015**, split the season between Class-A Charlotte and Montgomery, leading Rays minor leaguers with 74 RBI...named to the Florida State League midseason All-Star Team.
- Hit .254 (17-for-67) with 2 HR and 8 RBI in 18 games for the Mesa Solar Sox in the Arizona Fall League...saw his first career action at the corner outfield positions there.
- In **2014**, ranked 5th in the Midwest League and 7th among Padres minor leaguers with a .296 avg. ...named to the MWL postseason All-Star Team.
- Acquired by the Rays from the Padres on Dec 19 in a three-team, 11-player trade, largest in club history.
- Began his professional career at age 17 with the AZL Padres in **2013**.

AMATEUR CAREER

- Selected by the Padres in the seventh round of the 2013 June Draft out of Marina High School in Huntington Beach, Calif. ...originally signed a letter of intent to play baseball at the University of Hawaii.
- Marina HS has produced six major leaguers, including Daric Barton, Craig Wilson and Kevin Eister.

CAREER BATTING

YEAR	CLUB	AVG	G	AB	R	H	2B	3B	RBI	SH	SF	HB	BB-I	SO	SB	CS	GDP	SLG	OBP	
2013	AZL Padres	.282	47	163	22	46	8	2	1	25	3	5	3	14-0	31	2	0	4	.374	.341
2014	Fort Wayne	.296	112	406	59	120	18	3	8	64	1	5	4	51-2	80	5	6	4	.414	.376
2015	Charlotte	.267	59	217	33	58	14	2	6	38	0	1	2	29-1	33	2	3	5	.433	.357
	Montgomery	.276	69	257	36	71	18	0	5	36	2	4	1	21-2	41	6	3	9	.405	.329
2016	Montgomery	.274	135	493	79	135	28	1	14	78	2	7	6	73-1	89	10	6	5	.420	.370
2017	Durham	.263	132	486	79	128	31	1	13	63	1	5	5	78-2	112	20	3	12	.412	.368
Minor League Totals		.276	554	2022	308	558	117	9	47	304	9	27	21	266-8	386	45	21	39	.412	.362

1: Selected by the San Diego Padres in the seventh round of the 2013 June Draft...signed by Josh Emmerick. **2:** Acquired by the Tampa Bay Rays along with C René Rivera and RH Burch Smith from San Diego as part of a three-team trade, December 19, 2014. The Washington Nationals sent LH Travis Ott and OF Steven Souza Jr. to Tampa Bay. Tampa Bay sent LH José Castillo, C Ryan Hanigan, OF Wil Myers, and RH Gerardo Reyes to San Diego. San Diego sent RH Joe Ross and a player to be named (INF Trea Turner) to Washington.



| 63 | RIGHT-HANDED PITCHER

Diego Castillo



BATS
RIGHT

THROWS
RIGHT

HEIGHT
6'3"

WEIGHT
240



DIEGO CASTILLO

MAJOR LEAGUE SERVICE **None**
 OPENING DAY AGE **24**
 BORN **1/18/94 in Cabrera, DR**
 RESIDES **Cabrera, DR**

CONTRACT STATUS **Signed through 2018**
 ACQUIRED **Signed as a free agent, 3/5/14**
 SIGNING SCOUT **Braly Guzman and Daniel Santana (Rays)**

X-RAY REPORT

- ◆ Diego is one of 10 children—and all of them are married...he has six brothers and three sisters.
- ◆ Diego is known to cook for his teammates...he learned to cook as a 10-year-old by watching his mother in the kitchen...he once shared his special family recipe of chicken, rice and plantains in a November 2016 cooking video on the Rays Twitter account.

2017 SEASON

- ◆ Split the season between Double-A Montgomery and Triple-A Durham, earning a June 3 promotion...marked the third straight year he received an in-season promotion...combined to go 4-5 with a 2.76 ERA (71.2-IP, 22-ER) and 15 saves in 51 apps (1 start) between the two levels.
- ◆ Named Minor League Reliever of the Year by the Rays Baseball Operations department...led the Rays system in saves (15) for a second consecutive year.
- ◆ His 2.76 ERA was a career low...his 4 wins, 51 apps, 15 saves, 71.2 IP and 90 SO were all career highs, as were his 11.30 SO/9 IP and 4.50 SO/BB ratios.
- ◆ Recorded the save in the Governors' Cup-clinching win over Scranton/Wilkes-Barre (Yankees) and the Triple-A National Championship Game over Memphis (Cardinals)...did not allow a run in 4 apps in the IL postseason spanning 5 IP (1-H, 0-BB, 8-SO).
- ◆ Made one relief app for the Tigres del Licey in the Dominican Winter League.
- ◆ Named to the Rays Organizational All-Star Team by MLB.com.

- ◆ Ranked by *Baseball America* as the No. 29 prospect in the Rays system following the season...the publication noted he has touched 101 mph with his fastball.

CAREER HIGHLIGHTS

- ◆ In **2016**, earned a July 7 promotion from Class-A Bowling Green to Class-A Charlotte...combined to go 3-6 with a 2.98 ERA (60.1-IP, 20-ER) and 10 saves in 38 apps.
- ◆ Selected to the Midwest League midseason All-Star Team...entered in the 7th inning and struck out his only batter faced to preserve the lead in an eventual 11-10 loss.
- ◆ Made 10 apps for the Peoria Javelinas in the Arizona Fall League...named to the AFL Rising Stars Game.
- ◆ In **2015**, went 1-2 with a 3.03 ERA (32.2-IP, 11-ER) in 18 apps between Short-A Hudson Valley and Bowling Green, with an Aug 16 promotion...converted all 5 save opportunities between the two levels.
- ◆ Made 18 apps for the DSL Rays in **2014** after signing out of the Dominican Republic as a 20-year-old.



CAREER PITCHING

YEAR	CLUB	W	L	ERA	G	GS	CG	SHO	SV	IP	H	R	ER	HR	HB	BB-I	SO	WP	BK
2014	DSL Rays	3	3	3.96	18	0	0	0	2	25.0	26	11	11	0	0	11-0	26	8	0
2015	Hudson Valley	1	2	2.31	13	0	0	0	4	23.1	19	9	6	1	0	7-0	24	1	0
	Bowling Green	0	0	4.82	5	0	0	0	1	9.1	8	6	5	0	1	4-0	4	2	0
2016	Bowling Green	1	3	2.03	24	0	0	0	7	40.0	34	12	9	1	2	11-1	50	11	2
	Charlotte	2	3	4.87	14	0	0	0	3	20.1	28	12	11	3	1	6-0	17	2	0
2017	Montgomery	1	3	1.86	21	0	0	0	8	29.0	20	8	6	1	0	7-1	32	4	1
	Durham	3	2	3.38	30	1	0	0	7	42.2	38	18	16	2	3	13-0	58	3	1
Minor League Totals		11	16	3.04	125	1	0	0	32	189.2	173	76	64	8	7	59-2	211	31	4

1: Signed by the Tampa Bay Rays as a free agent, March 5, 2014...signed by Braly Guzman and Daniel Santana.

DID YOU KNOW?

CATWALK RUNDOWN

The four catwalks located above the playing surface at Tropicana Field are labeled the A-, B-, C- and D-rings, with the lowest being the D-ring. Any fair ball that hits the lower two catwalks (C, D) is a home run. A fair ball that hits one of the top two catwalks (A, B) is in play. Any fair ball that stays on one of the top two catwalks is a ground-rule double. A foul ball that hits one of the catwalks is a dead ball.

- ◆ The **D-ring** ranges from 59 feet above the playing surface in CF to 121 feet behind home plate.
- ◆ The **C-ring** ranges from 99 feet in CF to 146 feet behind home plate.
- ◆ The **B-ring** ranges from 142 feet in CF to 173 feet behind home plate.
- ◆ The **A-ring** ranges from 181 feet in CF to 194 feet behind home plate.

In 20 seasons, 161 fair balls have hit catwalks: C-ring (91), B (38), D (28), A (4). This includes two during the relocated Rangers-Astros series in 2017 due to the devastation caused by Hurricane Harvey. Not included in that total is one fair ball that struck the roof: off the bat of MIN Miguel Sanó on Aug 7, 2016.

Two fair balls hit catwalks in the 2008 postseason: Evan Longoria homered off the C-ring in Game 1 of the ALDS vs. CWS (Javier Vázquez) and Melvin Upton Jr. hit the C-ring in Game 6 of the ALCS vs. BOS (Josh Beckett).

Five times in Tropicana Field history, a fair ball has hit a catwalk and not come down: TB John Jaso, Sep 17, 2015 vs. BAL (C-ring); BOS David Ortiz, Sep 17, 2008 (D-ring); BOS Jason Bay, Sep 15, 2008 (C-ring); Carlos Peña, May 26, 2008 vs. TEX (B-ring); and José Canseco, May 2, 1999 vs. DET (B-ring).

Evan Longoria is the all-time leader in fair balls off the catwalk (11) and catwalk home runs (8). Álex Rodríguez and David Ortiz have hit the catwalks five times, most of any visiting player. Carlos Peña hit the catwalks five times in 2007, most by any player in one season. All told, 33 different Rays have hit balls off the catwalks in the regular season: Evan Longoria (11), Jonny Gomes (8), Carlos Peña (8), Greg Vaughn (6), Fred McGriff (4), Steven Souza Jr. (3), José Canseco (3), Ben Grieve (3), Curt Casali (2), Carl Crawford (2), Vinny Castilla (2), Travis Lee (2), Rocco Baldelli (1), Tim Beckham (1), Corey Dickerson (1), Logan Forsythe (1), Nick Franklin (1), Aubrey Huff (1), John Jaso (1), Matt Joyce (1), Pete LaForest (1), Logan Morrison (1), Eduardo Perez (1), Sean Rodriguez (1), Jared Sandberg (1), Kelly Shoppach (1), Grady Sizemore (1), Paul Sorrento (1), Bubba Trammell (1), Melvin Upton Jr. (1), Rickie Weeks Jr. (1), Gerald Williams (1) and Randy Winn (1).



| 64 | RIGHT-HANDED PITCHER

Yonny Chirinos

BATS
RIGHT

THROWS
RIGHT

HEIGHT
6'2"

WEIGHT
170



YONNY ENRIQUE CHIRINOS MEJIAS (chih-REE-nos)

MAJOR LEAGUE SERVICE **None**
OPENING DAY AGE **24**
BORN **12/26/93** in **Bachaquero, VEN**
RESIDES **Bachaquero, VEN**

CONTRACT STATUS **Signed through 2018**
ACQUIRED **Signed as a free agent, 6/29/12**
SIGNING SCOUT **Euclides Vargas and Ronnie Blanco (Rays)**

X-RAY REPORT

- ◆ Yonny's favorite player growing up was Yankees closer Mariano Rivera.
- ◆ As a child, Yonny and his friends would play a game similar to baseball that replaced the ball and bat with *chapitas*, or bottle caps, and a broomstick.
- ◆ His favorite meals are *arepas*—baked cornmeal patties sometimes stuffed with cheese or meat—and chicken with rice.

2017 SEASON

- ◆ Named Minor League Pitcher of the Year by the Rays Baseball Operations department...spent the majority of the season with Triple-A Durham, earning a May 2 promotion from Double-A Montgomery...went 13-5 with a 2.73 ERA (168.1-IP, 51-ER) in 27 apps (26 starts) between the two levels.
- ◆ Led Rays minor leaguers in innings...tied for 2nd in wins, one shy of José Mujica (14)...ranked 3rd with 141 SO and 4th in ERA.
- ◆ Despite spending a month at the Double-A level, ranked among International League leaders in ERA (2.74, 4th), wins (12, tied for 4th), innings (141, 5th) and WHIP (0.98, 2nd).
- ◆ In his third start at the Triple-A level, on May 13 vs. Toledo (Tigers), pitched a 9-inning CG SHO...tied his career high at the time with 9 SO, but surpassed that mark later in the season with 11 SO on July 2 at Norfolk (Orioles).
- ◆ Named the Rays Minor League Pitcher of the Month for July, going 5-0 with a 1.62 ERA (39-IP, 7-ER) and 43 SO in 6 starts.
- ◆ Twice was named IL Pitcher of the Week...received the honor for the periods of May 8-14 and July 3-9.

- ◆ Made 2 starts for the Bulls in the postseason, going 1-1 with a 0.75 ERA (12-IP, 1-ER)...did not allow a run in 7 IP of Game 2 of the IL Semifinals vs. Indianapolis (Pirates), giving Durham a 2-0 series lead...received no run support in a Game 2 loss vs. Scranton/Wilkes-Barre (Yankees) in the Governors' Cup.
- ◆ Ranked by *Baseball America* as the No. 23 prospect in the Rays system following the season...named by the publication to its Triple-A All-Star Team.

CAREER HIGHLIGHTS

- ◆ Over five minor league seasons, has issued only 74 BB in 474.1 IP for a 1.40 BB/9 IP ratio.
- ◆ In **2016**, pitched at three different levels for a second consecutive year...went 12-4 with a 3.36 ERA (128.2-IP, 48-ER) between Class-A Charlotte, Class-A Bowling Green and Montgomery.
- ◆ His 12 wins tied for the most among Rays minor leaguers and his 3.36 ERA ranked 9th.
- ◆ Posted a 3.11 ERA (101.1-IP, 35-ER) in 17 starts, compared to a 4.28 ERA (27.1-IP, 13-ER) in 12 relief apps.
- ◆ Made 4 starts for the Bravos de Margarita in the Venezuelan Winter League, going 0-1 with a 3.00 ERA (18-IP, 6-ER).
- ◆ In **2015**, went 5-5 with a 1.82 ERA (79.1-IP, 16-ER) in 15 apps (13 starts) between Charlotte, Short-A Hudson Valley and Bowling Green...posted a 6.40 SO/BB ratio between the three levels...was unbeaten (3-0) in 14 apps (2 starts) with Rookie-level Princeton in **2014**, pitching stateside for the first time...spent the 2013 season with the VSL Rays.



CAREER PITCHING

YEAR	CLUB	W	L	ERA	G	GS	CG	SHO	SV	IP	H	R	ER	HR	HB	BB-I	SO	WP	BK
2013	VSL Rays	3	3	3.27	13	12	0	0	0	55.0	59	21	20	4	2	11-0	42	8	1
2014	Princeton	3	0	2.09	14	2	0	0	0	43.0	39	14	10	2	2	11-0	33	4	0
2015	Charlotte	0	0	0.00	2	0	0	0	0	3.0	2	0	0	0	0	0-0	3	0	0
	Hudson Valley	1	0	0.60	3	3	0	0	0	15.0	10	1	1	1	1	3-0	14	0	0
	Bowling Green	4	5	2.20	10	10	0	0	0	61.1	59	19	15	3	6	7-0	47	6	1
2016	Charlotte	6	1	2.15	11	7	0	0	0	50.1	47	16	12	5	1	3-0	31	1	0
	Bowling Green	1	0	2.31	4	2	0	0	0	11.2	8	4	3	0	0	1-0	9	0	0
	Montgomery	5	3	4.46	14	8	0	0	0	66.2	74	37	33	5	0	12-0	43	3	2
2017	Montgomery	1	0	2.63	4	4	0	0	0	27.1	22	9	8	5	1	4-0	21	0	0
	Durham	12	5	2.74	23	22	1	1	0	141.0	116	50	43	10	2	22-0	120	5	0
Minor League Totals		36	17	2.75	98	70	1	1	0	474.1	436	171	145	35	15	74-0	363	27	4

1: Signed by the Tampa Bay Rays as a free agent, June 29, 2012...signed by Euclides Vargas and Ronnie Blanco.

DID YOU KNOW?

HOMEGROWN RAYS

There have been 76 “homegrown Rays” who were drafted by the Rays or signed their first professional contract with the club, and worked their way through the minor league system to make their major league debut with Tampa Bay.

LHP José Alvarado
 RHP Brandon Backe
 OF Rocco Baldelli
 INF Tim Beckham
 RHP Andrew Bellatti
 RHP Dewon Brazelton
 INF Ryan Brett
 INF Reid Brignac
 RHP Mickey Callaway
 INF Jorge Cantú
 RHP Alex Cobb
 RHP Alex Colomé
 INF Fernando Cortez
 OF Carl Crawford
 OF Matt Diaz
 RHP Wade Davis
 LHP Trevor Enders
 RHP Jake Faria
 RHP Dylan Floro
 RHP Bartolomé Fortunato
 RHP Lee Gardner
 RHP Ryan Garton
 OF Joey Gathright
 RHP Chad Gaudin
 OF Jonny Gomes
 C Toby Hall

RHP Jason Hammel
 RHP Travis Harper
 RHP Jeremy Hellickson
 C Paul Hoover
 INF Aubrey Huff
 RHP Delvin James
 C John Jaso
 OF Desmond Jennings
 LHP Jason Jimenez
 UTL Elliot Johnson
 OF Kenny Kelly
 LHP Joe Kennedy
 OF Kevin Kiermaier
 3B Evan Longoria
 C Luke Maile
 OF Mikie Mahtook
 LHP Mark Malaska
 RHP Seth McClung
 LHP Jake McGee
 LHP Matt Moore
 INF/OF Taylor Motter
 RHP Jeff Niemann
 RHP Chad Orvella
 OF Fernando Perez
 RHP Travis Phelps
 LHP David Price

RHP Austin Pruitt
 INF Juniel Querecuto
 LHP C.J. Riefenhauser
 C Shawn Riggins
 LHP Enny Romero
 RHP Ryan Rupe
 RHP Juan Salas
 3B Jared Sandberg
 LHP Bobby Seay
 INF/OF Richie Shaffer
 RHP James Shields
 LHP Blake Snell
 RHP Andy Sonnanstine
 RHP Jason Standridge
 RHP Ryne Stanek
 RHP Brian Stokes
 LHP Jon Switzer
 OF Melvin Upton Jr.
 C Stephen Vogt
 RHP Doug Waechter
 RHP Dan Wheeler
 RHP Hunter Wood
 RHP Kirby Yates
 OF Delmon Young



| 37 | RIGHT-HANDED PITCHER

Alex Colomé

BATS
RIGHT

THROWS
RIGHT

HEIGHT
6'1"

WEIGHT
220

ALEXANDER MANUEL COLOMÉ PEREZ (COLE-uh-may)

MAJOR LEAGUE SERVICE **3 years, 118 days**
OPENING DAY AGE **29**
BORN **12/31/88** in Santo Domingo, DR
RESIDES **San Pedro de Macoris, DR**

CONTRACT STATUS **Signed through 2018**
ACQUIRED **Signed as a free agent, 3/20/07**
SIGNING SCOUT **Eddy Toledo (Rays)**

SOCIAL MEDIA  @AlexanderColome  @AlexColome37



ORGANIZATION
COACHES & STAFF
40-MAN ROSTER
Alex Colomé
NON-ROSTER INVITES
RECORDS & HISTORY
OPPONENTS
MINOR LEAGUE OPERATIONS
BROADCAST INFORMATION
TROPICANA FIELD & MISC.

X-RAY REPORT

- Alex maintains a close friendship with fellow Dominican closer Fernando Rodney...the two were teammates for the Rays in 2013 and again during last year's World Baseball Classic.
- His friends and family in the Dominican proudly watched him represent his country in the WBC...in his words: "In the Dominican, we only know about baseball. It's everywhere."
- His preferred nickname is *El Caballo*, meaning "The Horse," and he sports equestrian avatars across his social media platforms.
- Alex's uncle is former Rays relief pitcher Jesús Colomé (2001-06).
- He and his wife, Ironelis, have one daughter, Melanny.

2017 SEASON

- Became the first pitcher in franchise history to lead the majors in saves...his 47 saves were 6 more than any other pitcher in the majors (COL Greg Holland, LAD Kenley Jansen), the largest cushion over second place since 2008, when LAA Francisco Rodríguez (62) was followed by HOU José Valverde (44)...posted 8 saves more than any other AL pitcher (TOR Roberto Osuna).
- His 47 saves ranked 2nd for a single season in franchise history and were one shy of Fernando Rodney's club record (48 in 2012).
- Joined Brad Boxberger (2015) and Rafael Soriano (2010) as Rays closers to lead the AL in saves.
- Led the AL with 6 saves of 4 outs or more.

- Entered the All-Star break with 25 saves, one shy of Roberto Hernández's club record for the first half (26 in 1999).
- Pitched to a 2.15 ERA (29.1-IP, 7-ER) over his last 30 apps, from July 6 through the end of the season...this stretch lowered his season ERA from 4.10 to 3.24 and came on the heels of allowing 10 runs in a 5-game stretch spanning 5 IP.
- Allowed at least 1 hit in 14 consecutive apps from May 31 - July 9, the longest such streak by a Rays reliever since Travis Harper (21) from April 20 - July 6, 2006.
- On July 27 at NYY, was charged a blown save after allowing a leadoff triple in the 9th inning and a 2-out, game-tying single between the shifted middle infielders.
- Named AL Reliever of the Month for August, after going 10-for-10 in save chances with a 0.75 ERA (12-IP, 1-ER) over 12 apps.
- On Sep 15 vs. BOS, snapped a season-long streak of 15 successful save opportunities...gave up 3 runs in the 9th inning to lose a 5-2 lead in the eventual 13-6, 15-inning loss.
- Made his second consecutive Opening Day roster (started the 2015 season on the disabled list)...on April 2 vs. NYY, became the first Ray in club history to record a save on Opening Day.
- **WORLD BASEBALL CLASSIC:** Pitched for the Dominican Republic in the World Baseball Classic during spring training, going 1-0 with a 4.15 ERA (4.1-IP, 2-ER) in 5 apps...earned the win over Team USA by working a scoreless 8th inning, and in the bottom half the D.R. rallied for 4 runs to win it, 7-5.



MOST SAVES, MLB, 2017

Alex Colomé, TB	47
Greg Holland, COL	41
Kenley Jansen, LAD	41

MOST SAVES, MLB, 2016-17

Kenley Jansen, LAD	88
Alex Colomé, TB	84
Roberto Osuna, TOR	75

MOST SAVES, RAYS HISTORY

Roberto Hernández	101
Fernando Rodney	85
Alex Colomé	84

CAREER HIGHLIGHTS

- Emerged as the Rays closer in 2016 and was named to his first All-Star Team...converted 37 of 40 save chances (92.5 pct.)...tied for 4th in the AL in saves and finished 5th in the majors in save pct.
- Compiled a 1.91 ERA (56.2-IP, 12-ER), becoming the third in Rays history to record 35-plus saves and a sub-2.00 ERA...joined Fernando Rodney (48, 0.60) in 2012 and Rafael Soriano (45, 1.73) in 2010.
- Did not allow a run in his 37 apps ending with a save, the first pitcher to record that many saves without yielding a run in those outings since ATL Craig Kimbrel (46) in 2011...his 1.36 ERA in save situations (39.2-IP, 6-ER) ranked 2nd in the majors (min. 20 save opps) to BAL Zach Britton (0.38)...pitched to a 3.18 ERA (17-IP, 6-ER) otherwise.
- Earned the save in 37 of the Rays 68 wins (54.4 pct.)...according to the Elias Sports Bureau, he became the first pitcher to save 4 straight team games three times in a season since LAD Éric Gagné in 2003—the year he won the NL Cy Young Award...he turned the trick May 4-8 (with off-day), June 3-6 (without off-day) and July 27-31 (with off-day)...prior to Colomé, it was done only once in Rays history, by Rafael Soriano (July 3-6, 2010).
- Converted his first 21 consecutive save opportunities, a club record to begin a season...previous record was 16, 2x-last Rafael Soriano in 2010...it fell one shy of Fernando Rodney's club record at any point in the season (22, May 27–Aug 13, 2012).
- On April 5 vs. TOR, was on the mound and earned the victory when the Rays won on the new slide rule 6.01(j)...José Bautista used his hand to deter Logan Forsythe from turning a

double play, changing the Blue Jays would-be 4-3 lead into a 3-2 Rays win.

- Earned his first career save on April 17 vs. CWS in his 400th professional app.
- On July 23 at OAK, suffered his first blown save after yielding home runs to Jake Smolinski and Ryon Healy (walk-off)...on Aug 26 at HOU, gave up back-to-back home runs to Carlos Correa and Evan Gattis (walk-off), the first time in franchise history a game ended on back-to-back home runs by the opponent.
- Converted all 16 of his save chances at Tropicana Field...was one of four relievers without a blown save at home (min. 10 saves), joining BAL Zach Britton (26-26), MIA A.J. Ramos (18-18) and BOS Craig Kimbrel (16-16).
- Made 19 consecutive scoreless apps spanning 21 IP from May 4–June 15.
- Placed on the 15-day DL on June 28, retroactive to June 19, due to right medial biceps tendinitis...reinstated on July 5...went more than a month between saves (June 14 vs. SEA and July 17 vs. BAL) as the Rays went through a 3-24 slump.
- **ALL-STAR GAME:** Did not pitch following his selection by Royals Manager Ned Yost, the first selection of his career.
- Split time between the starting rotation and bullpen in 2015...was one of three pitchers to make 12 or more starts and 30 or more relief apps, joining ARI Josh Collmenter and MIN Trevor May.
- Recorded 8 wins, tied for 3rd among AL rookies...did this despite missing the first month of the season recovering from pneumonia.
- With Alex Cobb, Matt Moore and Drew Smyly on the disabled list, he entered the rotation and won his first 2 starts...won only once in his next 11 starts and was moved to the bullpen in early July.
- Went 3-4 with a 4.70 ERA (69-IP, 36-ER) in 13 starts...was 5-1 with a 2.66 ERA (40.2-IP, 12-ER) in 30 relief apps and did not allow a home run out of the bullpen.
- Recorded a 0.29 ERA (30.2-IP, 1-ER) over a two-month span of 21 apps (July 17–Sep 15).
- His hot streak ended on Sep 17 vs. BAL, when he inherited a 3-0, 8th-inning lead and allowed 4 runs in a 4-3 loss...went on to become the first pitcher in Rays history with 5 blown saves in a calendar month, and the first pitcher to do it in the majors since LAA José Arredondo in August 2008.



- On June 21 at CLE, went a career-high 7 IP but earned no decision in an eventual 1-0 loss...retired his first 16 BF, the 2nd-longest perfect game bid in Rays history at the time.
- Made 8 relief apps for the Leones del Escogido in the Dominican Winter League, helping them win the DWL title.
- In **2014**, made 5 apps (3 starts) over three stints with the Rays...had a pair of one-day stints (May 26, June 27) and was recalled for a third time on Sep 15, remaining in the majors through the end of the season.
- After he was optioned to Triple-A Durham in spring training, missed the first 50 games of the season while serving a suspension for a violation of Major League Baseball's Joint Drug Prevention and Treatment Program...made 3 rehab starts for Class-A Charlotte prior to being reinstated from suspension.
- Made 2 starts for Durham in the postseason.
- Started 6 games for the Leones del Escogido in the Dominican Winter League.
- Ranked by *Baseball America* as the No. 4 prospect—and top pitching prospect—in the Rays system following the season...the publication also tabbed him as having the Best Fastball in the organization.
- Reached the majors in **2013**, making 3 starts over two stints in May and June...spent the remainder of the season with Durham.
- After his last start with the Rays, a 6-3 loss on June 28 vs. DET, he was shelved the rest of the season with a right elbow strain—the second straight season he had a season-ending injury.
- Originally called up on May 29 to pitch out of the bullpen but started the next night at MIA when Alex Cobb suffered a cut on his right middle finger...defeated the Marlins to become the seventh in Rays history to win his major league debut as a starter and first since Jeremy Hellickson on Aug 2, 2010 vs. MIN...also became the second in Rays history to make his major league debut as a starter and allow no earned runs, following Scott Kazmir on Aug 23, 2004 at SEA...became the first AL pitcher to allow 0 ER with at least 7 SO in his major league debut since OAK Aaron Harang on May 25, 2002 vs. TB (10-SO).
- Did not allow an earned run in his first 2 starts, the first pitcher to do that since SF Ryan Sadowski in 2009.
- Ranked by *Baseball America* as the No. 5 prospect in the Rays system following the season.

- Split **2012** between Double-A Montgomery and Durham, combining to go 8-4 with a 3.44 ERA (91.2-IP, 35-ER) in 17 starts...earned an Aug 3 promotion to Durham...after his Aug 13 start with Durham, missed the remainder of the season with right shoulder tightness.
- Named Most Valuable Player for Montgomery by the Rays Baseball Operations department...was on the disabled list from April 12–May 26 with a left oblique injury.
- Named the Rays Minor League Pitcher of the Month for July, going 5-1 with a 2.23 ERA (40.1-IP, 10-ER) in 6 starts.
- Split the **2011** season between Charlotte and Montgomery...ranked 2nd among Rays minor leaguers in wins (12) and innings (157.2)...named to the FSL midseason All-Star Team...promoted to Montgomery on July 23.
- Spent the majority of the **2010** season with Class-A Bowling Green and made 1 start with Charlotte to end the season...named to the Midwest League midseason All-Star Team.
- In **2009**, led the Rays system and ranked 2nd in the New York-Penn League with a 1.66 ERA (76-IP, 14-ER)...led the NYPL with 94 SO.

CAREER HIGHS

LONGEST OUTING

7.0, 2x-last 7/1/15 vs. CLE

LONGEST RELIEF OUTING

4.0, 5/26/14 at TOR

STRIKEOUTS

7, 5/30/13 at MIA

WALKS

5, 2x-last 6/26/15 vs. BOS

HR ALLOWED

4, 5/11/15 vs. NYY

RUNS ALLOWED

8, 5/11/15 vs. NYY

HITS ALLOWED

11, 5/11/15 vs. NYY

WIN STREAK

4G, 6/27/14 - 5/6/15

LOSS STREAK

4G, 4/15/16 - 8/26/16



CAREER PITCHING

YEAR	CLUB	W	L	ERA	G	GS	CG	SHO	SV	IP	H	R	ER	HR	HB	BB-I	SO	WP	BK
2007	DSL Devil Rays	1	6	2.97	14	11	0	0	0	39.1	30	18	13	1	5	31-0	50	16	0
2008	Princeton	0	5	6.80	12	11	0	0	0	46.1	50	45	35	5	7	26-0	52	6	3
2009	Hudson Valley	7	4	1.66	15	15	2	1	0	76.0	46	22	14	0	5	32-0	94	5	0
2010	Bowling Green	6	6	3.95	22	22	1	0	0	114.0	98	59	50	14	4	45-0	118	4	2
	Charlotte	0	0	2.25	1	1	0	0	0	4.0	5	1	1	0	1	0-0	8	0	0
2011	Charlotte	9	5	3.66	19	19	1	0	0	105.2	78	45	43	8	6	44-0	92	9	2
	Montgomery	3	4	4.15	9	9	1	1	0	52.0	41	25	24	5	6	28-1	31	8	0
2012	Montgomery	8	3	3.48	14	14	1	0	0	75.0	69	30	29	2	0	34-0	75	5	3
	Durham	0	1	3.24	3	3	0	0	0	16.2	12	6	6	1	1	9-0	15	2	0
2013	Durham	4	6	3.07	14	14	0	0	0	70.1	63	30	24	5	4	29-0	72	5	0
	Tampa Bay	1	1	2.25	3	3	0	0	0	16.0	14	8	4	2	1	9-0	12	1	0
2014	Charlotte	0	1	1.64	3	3	0	0	0	11.0	7	2	2	0	0	5-0	10	2	0
	Tampa Bay	2	0	2.66	5	3	0	0	0	23.2	19	7	7	1	0	10-0	13	3	0
2015	Durham	7	6	3.77	15	15	0	0	0	86.0	84	40	36	2	7	30-0	73	5	1
	Charlotte	0	1	3.00	2	2	0	0	0	6.0	9	2	2	2	0	0-0	5	0	0
2016	Durham	1	0	1.93	2	2	0	0	0	9.1	8	2	2	1	1	3-0	12	0	0
	Tampa Bay	8	5	3.94	43	13	0	0	0	109.2	112	50	48	9	4	31-4	88	8	0
2017	Tampa Bay	2	4	1.91	57	0	0	0	37	56.2	43	12	12	6	2	15-1	71	1	0
2017	Tampa Bay	2	3	3.24	65	0	0	0	47	66.2	57	27	24	4	3	23-7	58	4	0
Minor League Totals		46	48	3.55	145	141	6	2	0	711.2	600	327	281	46	47	316-1	707	67	11
Major League Totals		15	13	3.14	173	19	0	0	84	272.2	245	104	95	22	10	88-12	242	17	0

1: Signed by the Tampa Bay Rays as a free agent, March 20, 2007...signed by Eddy Toledo.

ALL-STAR GAME PITCHING

YEAR	CLUB	W	L	ERA	G	GS	CG	SHO	SV	IP	H	R	ER	HR	HB	BB-I	SO	WP	BK
2016	AL, San Diego																		

Selected-Did Not Pitch

WORLD BASEBALL CLASSIC PITCHING

YEAR	CLUB	W	L	ERA	G	GS	CG	SHO	SV	IP	H	R	ER	HR	HB	BB-I	SO	WP	BK
2017	Dominican Republic	1	0	4.15	5	0	0	0	0	4.1	2	2	2	0	1	2-0	5	1	0

CAREER FIELDING

YEAR	POSITION	PCT	G	PO	A	E	TC	DP
2013	Pitcher	.500	3	1	0	1	2	0
2014	Pitcher	1.000	5	0	2	0	2	0
2015	Pitcher	1.000	43	5	12	0	17	0
2016	Pitcher	1.000	57	3	5	0	8	0
2017	Pitcher	1.000	65	5	10	0	15	0
Totals		.977	173	14	29	1	44	0

CAREER BATTING

YEAR	CLUB	AVG	AB	R	H	2B	3B	HR	RBI	SH	SF	HB	BB-I	SO	SB	CS	GDP	SLG	OBP
2013	Tampa Bay	.000	2	0	0	0	0	0	0	0	0	0	0-0	1	0	0	0	.000	.000

LEFT-RIGHT BREAKDOWN

	2017				CAREER			
	AVG	AB	H	HR	AVG	AB	H	HR
vs. Left	.227	119	27	3	.242	495	120	8
vs. Right	.236	127	30	1	.240	520	125	14



| 44 | FIRST BASEMAN

C. J. Cron

BATS
RIGHT

THROWS
RIGHT

HEIGHT
6'4"

WEIGHT
235

CHRISTOPHER JOHN CRON (krohn)

MAJOR LEAGUE SERVICE **3 years, 97 days**
OPENING DAY AGE **28**
BORN **1/5/90 in Fullerton, CA**
RESIDES **Scottsdale, AZ**
CONTRACT STATUS **Signed through 2018**

ACQUIRED **From the Los Angeles Angels in exchange for a player to be named, 2/17/18**
SIGNING SCOUT **John Gracio (Angels)**

SOCIAL MEDIA  @CCron24  @CCron24



ORGANIZATION
COACHES & STAFF
40-MAN ROSTER
C.J. Cron
NON-ROSTER INVITES
RECORDS & HISTORY
OPPONENTS
MINOR LEAGUE OPERATIONS
BROADCAST INFORMATION
TROPICANA FIELD & MISCL

X-RAY REPORT

- ◆ C.J.'s father, Chris, played briefly in the majors with the Angels (1991) and White Sox (1992) and is currently a minor league hitting coordinator with the Diamondbacks...his brother, Kevin, is a first baseman in the Diamondbacks organization...his cousin, Chad Moeller, was a catcher for 11 seasons in the majors.
- ◆ C.J. was the starting first baseman and cleanup hitter for the U.S. team in the 2013 Futures Game at Citi Field, and went 2-for-4...his father managed in the Tigers organization at the time for Double-A Erie and was on the coaching staff for that game...it was the first time he coached his son since travel ball in high school.
- ◆ C.J. was on a 10-game homerless drought in August 2017 when two-time AL Most Valuable Player Mike Trout offered up season tickets to the NBA's Phoenix Suns in exchange for a multi-HR game...he homered in his first and last at-bats of an 8-2 win over the Athletics...the diehard Suns fan tweeted after the game: "Who wants to go to a Suns game? @MikeTrout I'll save the 76ers game for you."

2017 SEASON

- ◆ Appeared in 100 games with 92 starts, all at first base, over three stints with the Angels: Opening Day-May 21, June 3-22 and July 7 through the end of the season.
- ◆ Ended the season with 16 HR for a third consecutive year, tying his career high.

- ◆ Hit .267/.326/.512 (58-for-217) with 14 HR and 42 RBI in 63 games (60 starts) after the All-Star break, compared to .213/.265/.303 (26-for-122) with 2 HR and 14 RBI in 37 games (32 starts) in the first half...his 42 RBI after the break tied Luis Valbuena for 2nd on the team behind Albert Pujols (47).
- ◆ Made his third consecutive Opening Day roster...started on Opening Day at first base for the second consecutive year, after starting at designated hitter on Opening Day in 2015.
- ◆ Was on the 10-day DL with a left foot contusion from April 29-May 13.
- ◆ On May 21 at NYM, hit his second career grand slam, in the 1st inning off Tommy Milone... according to the Elias Sports Bureau, he became the first Angel to hit a grand slam in the 1st inning of a road game since Casey Kotchman on May 14, 2007 at TEX.
- ◆ On July 16 vs. TB, hit a 2-run, pinch-hit home run in the 8th inning off Adam Kolarek, giving the Angels a 4-2 lead in the eventual 4-3 win... he was the first Angel with a go-ahead home run as a pinch-hitter since Hank Conger on Aug 31, 2013 at MIL (9th inning)...he was the first Angel to do that in a home game since Bengie Molina on Aug 12, 2001 vs. TOR.

CAREER HIGHLIGHTS

- ◆ Has hit at least 10 HR in each of his four major league seasons...joined Wally Joyner (1986-89) and Mike Napoli (2006-09) as the only Angels to start their major league career with double-digit homers in their first four seasons.



- In **2016**, his first full season in the majors, established career highs with 116 games, 51 runs, 113 hits, 25 2B, 69 RBI, a .278 avg., .325 OBP and .467 SLG...his 16 HR tied his career high...accomplished this despite missing six weeks with a left hand fracture...appeared in 6 games on a rehab assignment with Triple-A Salt Lake.
- Underwent arthroscopic surgery on his left thumb on July 12, performed by Dr. Steve Shin in Los Angeles.
- Made 93 starts at first base and 10 starts at designated hitter.
- Was batting .237/.299/.349 through his first 45 games (38 starts) of the season...in 71 games (65 starts) from May 30 through the end of the season, hit .302/.341/.537 (77-for-255) with 13 HR and 51 RBI.
- On May 31 vs. DET, connected for a walk-off, 2-run homer off Mark Lowe to give the Angels an 11-9 win.
- On July 1 at BOS, hit his first career grand slam, off Steven Wright in the 6th inning.
- Recorded 4 multi-HR games, tied for 6th in the AL...in his multi-HR game on July 2 at BOS, tied club records with 6 hits and 5 runs in a 21-2 victory...his 6 hits tied Chone Figgins on June 18, 2007 vs. HOU and Garret Anderson on Sep 27, 1996 at TEX, and his 5 runs tied Mark Trumbo on Sep 10, 2013 at TOR, Erick Aybar on Sep 18, 2011 at BAL and Tim Salmon on April 12, 1998 at CLE...became the second AL player since data is available (1913) with at least 6 hits, 5 runs and 5 RBI in a game, joining BAL Cal Ripken Jr. on June 13, 1999 at ATL.
- Totaled 3 HR and 9 RBI in the 3-game series, July 1-3 at BOS...his 9 RBI were the most ever by an Angel in a 3-game series at Fenway Park.
- Compiled a 12-game hitting streak from Aug 24-Sep 5, longest of his career.
- In **2015**, had three stints in the majors: Opening Day-May 24, June 6-13 and June 29 through the end of the season...started at designated hitter in the season opener, his first career Opening Day roster...totaled 113 games and made 100 starts (54-1B, 46-DH).
- On July 4 at TEX, recorded a career-high 6 RBI, including a 3-run homer in the 6th inning...was the first 6-RBI game by an Angel since Kendrys Morales on July 30, 2012 at TEX.
- On Aug 7 vs. BAL, hit the first pinch-hit home run of his career, off Brad Brach in the 7th inning.
- Tied for 5th in the AL with 20 RBI in September.
- Had three stints with the Angels in **2014**, his first career major league action...was on the active roster from May 3-July 18, June 23-Aug 9 and Sep 2 through the end of the season.
- Made his major league debut on May 3 vs. TEX, going 3-for-5 with 1 2B and 2 RBI as the starting first baseman...his 3 hits matched the most ever by an Angel in his major league debut, joining Kendrys Morales (2006), Lee Stevens (1990) and Gil Flores (1977)...according to Stats LLC, became the first AL player with a pair of go-ahead hits in his major league debut since BAL Don Baylor on Sep 18, 1970 vs. CLE.
- Appeared in 79 games and made 62 starts (33-DH, 29-1B)...his 11 HR tied for 6th among AL rookies...hit 8 HR within the first 40 games of his career, joining Wally Joyner (15) in 1986, JT. Snow (9) in 1993 and Mike Napoli (8) in 2006 as the only Angels to do that.
- From June 20-22 vs. TEX, became the first Angels rookie to homer in every game of a 3-game series since Tim Salmon in 1993.
- **POSTSEASON:** Was the starting designated hitter in all 3 games of the ALDS, as the Angels were swept by the Royals...his only hit was an 8th-inning double in Game 2 off Wade Davis.
- Spent the **2013** season with Double-A Arkansas...tied for the Texas League lead with 36 2B, ranked 2nd with 142 hits and 51 XBH and 5th with 222 total bases and 83 RBI, which was 3rd among Angels minor leaguers.
- Named to the Texas League midseason All-Star Team.
- Started for the U.S. team in the Futures Game in July at Citi Field.
- Hit .413/.467/.700 (33-for-80) with 5 HR and 20 RBI in 20 games for the Mesa Solar Sox in the Arizona Fall League...led the league in batting avg....named to the AFL Rising Stars Game.
- Played 16 games for the Leones del Escogido in the Dominican Winter League.
- Ranked by *Baseball America* as the No. 2 prospect in the Angels system following the season.
- Led the minors with 123 RBI in **2012**, one shy of the Angels single-season minor league record...spent the season with Class-A Inland Empire and led the California League with 271 total bases...tied for 2nd in the league with 61 XBH and tied for 3rd with 27 HR, which led Angels minor leaguers.
- Named to the California League postseason All-Star Team and was the league's Rookie of the Year.



- Named to the Angels Organizational All-Star Team by MLB.com.
- Underwent surgery in late-August to repair a torn labrum in his right shoulder, which he had played with since his final season in college.
- Ranked by *Baseball America* as the No. 3 prospect in the Angels system and No. 9 prospect in the California League following the season...the publication also tabbed him as the Best Power Hitter in the organization for a second consecutive year and in the California League in its Best Tools survey.
- In **2011**, appeared in 34 games for Rookie-level Orem before dislocating his right kneecap during a swing...led the Pioneer League with 13 HR and 41 RBI at the time of the injury...underwent surgery on the knee in the offseason.
- Named to the Angels Organizational All-Star Team by MLB.com.
- Ranked by *Baseball America* as the No. 5 prospect in the Angels system and No. 4 prospect in the Pioneer League following the season.

AMATEUR CAREER

- Selected by the Angels in the first round (17th overall) out of the University of Utah...became the first player in school history to be selected in the first round of MLB's June Draft...named first team All-American in 2010 and 2011.
- Hit .434/.517/.803 (86-for-198) with 15 HR and 59 RBI in 49 games as a junior...led Division I in slugging pct and on-base plus slugging.

- Began his collegiate career as a catcher but transitioned to first base in 2011 following a torn labrum in his right shoulder.
- Previously selected by the White Sox in the 44th round of the 2008 June Draft out of Mountain Pointe (Ariz.) High School.

CAREER HIGHS

HITS	WALKS
6, 7/2/16 at BOS	3, 9/20/16 at TEX
HITTING STREAK	STRIKEOUTS
12G, 8/24/16 - 9/5/16	4, 9/27/14 at SEA
RBI	STOLEN BASES
6, 7/4/15 at TEX	1, 8x-last 9/17/17 vs. TEX
RUNS	
5, 7/2/16 at BOS	

HOME RUN HIGHLIGHTS

GRAND SLAMS (2)
5/21/17 at NYM (Tommy Milone); 7/1/16 at BOS (Steven Wright)
MULTI-HR GAMES (8)
2 - 8x-last 8/29/17 vs. OAK
WALK-OFF (1)
5/31/16 vs. DET (Mark Lowe)
PINCH-HIT (2)
7/16/17 vs. TB (Adam Kolarek); 8/7/15 vs. BAL (Brad Brach)

CAREER BATTING

YEAR	CLUB	AVG	G	AB	R	H	2B	3B	HR	RBI	SH	SF	HB	BB-I	SO	SB	CS	GDP	SLG	OBP
2011	Orem	.308	34	143	30	44	5	1	13	41	0	1	5	10-1	34	0	0	2	.629	.371
2012	Inland Empire	.293	129	525	73	154	32	2	27	123	0	4	11	17-1	72	3	4	18	.516	.327
2013	Arkansas	.274	134	519	56	142	36	1	14	83	0	8	15	23-5	83	8	4	11	.428	.319
2014	Salt Lake	.316	49	190	30	60	14	1	7	33	0	1	4	18-1	40	2	1	3	.511	.385
	Los Angeles-AL	.256	79	242	28	62	12	1	11	37	0	1	10-0	61	0	0	10	.450	.289	
2015	Los Angeles-AL	.262	113	378	37	99	17	1	16	51	0	3	5	17-1	82	3	1	9	.439	.300
	Salt Lake	.323	23	93	15	30	10	2	6	23	0	1	0	4-0	14	0	0	5	.667	.347
2016	Los Angeles-AL	.278	116	407	51	113	25	2	16	69	0	5	7	24-1	75	2	3	9	.467	.325
	Salt Lake	.150	6	20	0	3	1	0	0	2	0	1	0	3-0	5	1	0	1	.200	.250
2017	Los Angeles-AL	.248	100	339	39	84	14	1	16	56	0	3	7	22-0	96	3	2	5	.437	.305
	Salt Lake	.268	22	82	11	22	6	0	4	23	0	3	4	7-0	15	1	0	2	.488	.344
	Minor League Totals	.289	397	1572	215	455	104	7	71	328	0	19	39	82-8	263	15	9	42	.500	.336
	Major League Totals	.262	408	1366	155	358	68	5	59	213	0	11	20	73-2	314	8	6	33	.449	.307

1: Selected by the Los Angeles Angels in the first round (17th overall) of the 2011 June Draft...signed by John Gracio. 2: Acquired by the Tampa Bay Rays from Los Angeles in exchange for a player to be named, February 17, 2018.



POSTSEASON BATTING

YEAR	SERIES	CLUB	AVG	G	AB	R	H	2B	3B	HR	RBI	SH	SF	HB	BB-I	SO	SB	CS	GDP	SLG	OBP
2014	ALDS	LAA vs. KC	.111	3	9	0	1	1	0	0	0	0	0	0	2-0	4	0	0	0	.222	.273

CAREER FIELDING

YEAR	POSITION	PCT	G	PO	A	E	TC	DP
2014	First Base	.996	36	221	12	1	234	23
2015	First Base	.986	58	385	31	6	422	33
2016	First Base	.993	97	761	48	6	815	78
2017	First Base	.995	98	745	61	4	810	63
Totals		.993	289	2112	152	17	2281	197

LEFT-RIGHT BREAKDOWN

	2017					CAREER				
	AVG	AB	H	HR	RBI	AVG	AB	H	HR	RBI
vs. Left	.233	86	20	6	17	.246	398	98	15	53
vs. Right	.253	253	64	10	39	.269	968	260	44	160

DID YOU KNOW?

HOME TEAM BATTING FIRST

The Rays and Orioles played a 3-game series May 1-3, 2015 that was moved from Oriole Park at Camden Yards to Tropicana Field due to unrest in the city of Baltimore. Statistics were recorded as home games; however, attendance figures reflected home attendance for the Orioles. The Rays wore away uniforms and batted first. The Orioles won 2 of 3 games.

According to Stats LLC, it was the first series in which the home team batted first since June 24-26, 2011, when the Marlins-Mariners series was moved from Sun Life Stadium to Safeco Field due to a conflict with a U2 concert.



| 87 | RIGHT-HANDED PITCHER


José De León

BATS
RIGHT

THROWS
RIGHT

HEIGHT
6'1"

WEIGHT
220



JOSÉ EUGENIO DE LEÓN

MAJOR LEAGUE SERVICE **30 days**
OPENING DAY AGE **25**
BORN **8/7/92** in **Isabela, PR**
RESIDES **Isabela, PR**
CONTRACT STATUS **Signed through 2018**

ACQUIRED **From the Los Angeles Dodgers in exchange for 2B Logan Forsythe, 1/23/17**
SIGNING SCOUT **Matt Paul (Dodgers)**

SOCIAL MEDIA @JDL_87 @JDL_87

X-RAY REPORT

- ◆ José organized a GoFundMe campaign to raise funds for his native Puerto Rico following the destruction caused by Hurricane Maria last September...counting his own donation, he raised nearly \$10,000 and donated supplies such as water, diapers and food.
- ◆ José was on the island when Maria made landfall...the Rays front office supported his decision to be there for his family when he was faced with the choice of evacuating...José and his family mistook the eye of the storm for its conclusion and were trapped at his aunt's house due to flooding...he was able to depart the island 10 days later.
- ◆ While with the Dodgers, word reached legendary broadcaster Vin Scully that José had been racing the clock to reach the majors before his retirement...Vin then arranged a meeting and signed a picture of the two of them as a gift.
- ◆ José took English classes throughout grade school in Puerto Rico, but was unable to carry a conversation when he came to the U.S. to attend Southern University...his very first college course was a history class with a 92-year-old professor with a southern accent so thick that most of his peers dropped the class...José, however, moved to the front row, determined that if he could understand that professor's English, he could understand anyone.

2017 SEASON

- ◆ Spent the entire season in the minors aside from a one-day stint on May 29 at TEX...made his Rays

debut that night and was credited the win by the official scorer...allowed 3 R/ER in 2.2 IP and his 69 pitches were the most by a Rays reliever since Chris Archer on Sep 13, 2012 at BAL (79).

- ◆ Became the 11th pitcher in franchise history to win his Rays debut as a reliever and first since Andrew Bellatti on May 9, 2015 vs. TEX.
- ◆ Limited to 10 apps (8 starts) in the minors due to three stints on the disabled list...started the season on the disabled list with discomfort in the flexor mass muscle...also missed time with a strained lat and forearm tendinitis.
- ◆ Was initially slowed in spring training by back tightness.
- ◆ Ranked by *Baseball America* as the No. 25 prospect in the Rays system following the season.
- ◆ **WORLD BASEBALL CLASSIC:** Added to Puerto Rico's roster for the second round, replacing Jenry Mejia...started against Venezuela and did not allow a run in 2.2 IP, with 5 SO...his strikeout victims included HOU José Altuve (twice), TEX Robinson Chirinos, KC Alcides Escobar and ATL Ender Inciarte.

CAREER HIGHLIGHTS

- ◆ Saw his first career major league action in **2016**, making 4 starts for the Dodgers in September...spent the remainder of the season with Triple-A Oklahoma City.
- ◆ Selected to the major league roster on Sep 4 and made his major league debut that night vs. SD, a 7-4 Dodgers win...his line: W, 6 IP, 5 H, 4 R / 3 ER, 0 BB, 9 SO, 1 HR, 1 HBP, 86 pitches...at 24, was the youngest Dodger to win his major



league debut as a starter since Nate Eovaldi on Aug 6, 2011 at ARI...became the fifth pitcher since data is available (1913) to win his debut as a starter with 0 BB and 9 SO or more, first since WAS Stephen Strasburg on June 8, 2010 vs. PIT.

- Became the first Dodger to win the first 2 apps of his career as a starter since Kazuhisa Ishii in 2002...yielded 2 ER over 5 IP on Sep 16 at NYY, an 8-2 Dodgers win...was the first NL pitcher to win at Yankee Stadium within his first 2 career apps since FLA Anibal Sánchez in 2006.
- Was on the disabled list twice with Oklahoma City due to ankle and shoulder injuries...went 7-1 with a 2.61 ERA, 111 SO, .194 opp avg. and 5.55 SO/BB ratio in 16 starts...named a Triple-A All-Star by *Baseball America*.
- Recorded double-digit strikeouts in 5 of his 16 minor league starts, including 3 straight immediately prior to his selection.
- Was a non-roster invite to Dodgers spring training...made 3 relief apps before being reassigned to minor league camp.
- Ranked by *Baseball America* as the No. 29 overall prospect in the minors following the season... was the No. 3 prospect in the Dodgers system and No. 3 prospect in the Pacific Coast League.
- Split the 2015 season between Class-A Rancho Cucamonga and Double-A Tulsa, earning a May 22 promotion...combined to go 6-7 with a 2.99 ERA (114.1-IP, 38-ER) and 163 SO, which tied Blake Snell for 4th in the minors.
- Named to the California midseason All-Star Team after posting a .193 avg. (26-for-135), 0.90 WHIP and 7.25 SO/BB ratio in 7 starts.

- Ranked by *Baseball America* as the No. 23 overall prospect in the minors following the season... was the No. 3 prospect in the Dodgers system... the publication also tabbed him as having the Best Changeup in the Texas League in its Best Tools survey.
- Named Pitcher of the Year in the Rookie-level Pioneer League in 2014...also made 4 starts with Class-A Great Lakes to end the season...recorded 14 SO in his second start there, breaking the club record previously shared by Clayton Kershaw (12).

AMATEUR CAREER

- Selected by the Dodgers in the 24th round of the 2013 June Draft out of Southern University...led the Southwestern Athletic Conference with 103 SO in 2012 and ranked 2nd with 73 SO in 2013... named first team All-SWAC as a sophomore.

CAREER HIGHS

LONGEST OUTING

6.0, 9/4/16 vs. SD

LONGEST RELIEF OUTING

2.2, 5/29/17 at TEX

STRIKEOUTS

9, 9/4/16 vs. SD

WALKS

3, 2x-last 5/29/17 at TEX

HR ALLOWED

2, 9/12/16 at NYY

RUNS ALLOWED

6, 9/18/16 at ARI

HITS ALLOWED

7, 9/18/16 at ARI

WIN STREAK

3G, 9/4/16 - Current

CAREER PITCHING

YEAR	CLUB	W	L	ERA	G	GS	CG	SHO	SV	IP	H	R	ER	HR	HB	BB-I	SO	WP	BK
2013	AZL Dodgers	2	3	4.01	9	8	0	0	0	33.2	32	18	15	1	4	18-0	35	4	0
	Ogden	1	2	12.10	5	5	0	0	0	19.1	35	30	26	5	5	3-0	18	5	0
2014	Ogden	5	0	2.65	10	8	0	0	0	54.1	44	25	16	2	4	19-0	77	6	2
	Great Lakes	2	0	1.19	4	4	0	0	0	22.2	14	4	3	1	0	2-0	42	1	0
2015	R. Cucamonga	4	1	1.67	7	7	0	0	0	37.2	26	9	7	1	4	8-0	58	1	0
	Tulsa	2	6	3.64	16	16	1	1	0	76.2	61	35	31	11	2	29-1	105	2	0
2016	Oklahoma City	7	1	2.61	16	16	0	0	0	86.1	61	29	25	9	1	20-0	111	1	0
	Los Angeles-NL	2	0	6.35	4	4	0	0	0	17.0	19	17	12	5	3	7-1	15	0	0
2017	Charlotte	1	0	1.88	4	3	0	0	0	14.1	11	3	3	0	0	9-0	18	0	0
	Durham	0	2	6.75	3	3	0	0	0	12.0	14	9	9	1	0	6-0	14	1	0
	Tampa Bay	1	0	10.13	1	0	0	0	0	2.2	4	3	3	1	0	3-0	2	2	0
	GCL Rays	1	0	0.75	3	2	0	0	0	12.0	4	1	1	1	1	1-0	12	1	0
Minor League Totals		25	15	3.32	77	72	1	1	0	369.0	302	163	136	32	21	115-1	490	22	2
Major League Totals		3	0	6.86	5	4	0	0	0	19.2	23	20	15	6	3	10-1	17	2	0

1: Selected by the Los Angeles Dodgers in the 24th round of the 2013 June Draft...signed by Matt Paul. 2: Acquired by the Tampa Bay Rays from Los Angeles in exchange for 2B Logan Forsythe, January 23, 2017.



WORLD BASEBALL CLASSIC PITCHING

YEAR	CLUB	W	L	ERA	G	GS	CG	SHO	SV	IP	H	R	ER	HR	HB	BB-I	SO	WP	BK
2017	Puerto Rico	1	0	0.00	1	1	0	0	0	2.2	3	0	0	0	0	1-0	5	0	0

CAREER FIELDING

YEAR	POSITION	PCT	G	PO	A	E	TC	DP
2016	Pitcher	.857	4	2	4	1	7	0
2017	Pitcher	1.000	1	1	0	0	1	0
Totals		.875	5	3	4	1	8	0

CAREER BATTING

YEAR	CLUB	AVG	AB	R	H	2B	3B	HR	RBI	SH	SF	HB	BB-I	SO	SB	CS	GDP	SLG	OBP
2016	Los Angeles-NL	.000	4	0	0	0	0	0	0	0	0	0	0-0	1	0	0	0	.000	.000

LEFT-RIGHT BREAKDOWN

	2017				CAREER			
	AVG	AB	H	HR	AVG	AB	H	HR
vs. Left	.500	6	3	1	.256	39	10	2
vs. Right	.167	6	1	0	.333	39	13	4

DID YOU KNOW?

RAYS POSITION PLAYERS AS PITCHERS

PLAYER	DATE	PITCHING LINE
Wade Boggs	Aug 10, 1999 vs. BAL	(1.1-IP, 3-H, 1-R/ER, 1-SO)
Josh Wilson	June 8, 2007 at FLA	(1.0-IP, 1-H, 0-R, 1-BB)
Sam Fuld	Sep 2, 2013 at LAA	(0.1-IP, 0-H, 0-R)
Jake Elmore	June 16, 2015 vs. WAS	(1.0-IP, 3-H, 1-R/ER, 1-HR)
Nick Franklin	June 16, 2015 vs. WAS	(1.0-IP, 3-H, 2-R/ER, 1-HR)
Taylor Motter	Aug 1, 2016 vs. DET	(0.1-IP, 1-H, 0-R)
Jesús Sucre	July 31, 2017 at HOU	(1.0-IP, 2-H, 3-R/ER, 2-BB)



| 5 | INFILDER

Matt Duffy

BATS
RIGHT

THROWS
RIGHT

HEIGHT
6'2"

WEIGHT
170



MATTHEW MICHAEL DUFFY

MAJOR LEAGUE SERVICE **3 years, 59 days**
OPENING DAY AGE **27**
BORN **1/15/91 in Long Beach, CA**
RESIDES **Tarzana, CA**
CONTRACT STATUS **Signed through 2018**

ACQUIRED **From the San Francisco Giants in a four-player trade, 8/1/16 (see page 88)**
SIGNING SCOUT **Brad Cameron (Giants)**

SOCIAL MEDIA @mm_duffy @mm_duffy

X-RAY REPORT

- This will be Matt's second season as the Rays representative for the Taylor Hooton Foundation's Advisory Board...he hopes a healthy season will allow him to be more visible and make a bigger impact in kids' lives.
- Matt was at a bookstore during the offseason when a copy of *Rich Dad Poor Dad* caught his eye, prompting him to seriously explore the subject of investment...from there, he has absorbed information on the topic from various books and podcasts.
- He keeps his copy of *The Mental Keys to Hitting*, by sports psychologist Harvey Dorfman, on his nightstand and has referred to it constantly over the years...hitting was the one baseball activity he could do regularly last season, and the book's lessons helped him stay grounded during an otherwise frustrating year...Dorfman, who served as an instructor/counselor for the inaugural 1998 Devil Rays, passed away in 2011.
- Despite throwing and hitting right-handed, Matt is a natural lefty...he writes, shaves and brushes his teeth left-handed.
- Matt's friends and family say his smoked ribs are amazing...he draws inspiration from the aptly-named *Meathead: The Science of Great Barbeque and Grilling*.
- The Duffy family cat, Skeeter, succumbed to old age this winter...he gained notoriety for his cute face and large frame, and has a dedicated Instagram account (@duffcat35) with over 15,000 followers that the family plans to maintain.

- Nicknamed "Duffman" at Lakewood (Calif.) High School—like "The Simpsons" mascot for Duff Beer.
- Matt began taking baseball seriously as a 13-year-old, when he would field 200 grounders a day from his father, Tom, a contractor and amateur photographer...his mother, Cathy, is a travel agent...his younger sister, Erin, graduated from UCLA last year and is pursuing a career in the medical field.

2017 SEASON

- Missed the entire season recovering from Achilles surgery...was pulled from his mid-May rehab assignment with Class-A Charlotte after 3 games due to renewed soreness in his left Achilles...on June 21, had a small calcium deposit removed from his left heel by Dr. Bob Anderson...appeared in instructional league games at the end of September.

CAREER HIGHLIGHTS

- Acquired from the Giants at the Aug 1, 2016 non-waiver trading deadline as part of a trade for Matt Moore...took over as the Rays starting shortstop after the deal...did not make an error in 18 games spanning 55 chances and 153 innings at the position.
- On Sep 9, underwent season-ending surgery on his left heel in Charlotte, N.C. ...Dr. Bob Anderson removed the bursa from the heel and debrided (cleaned) the bone abnormality.
- At the time of the trade, was on the disabled list with a left Achilles strain, which he sustained at



Tropicana Field on June 19 in the Giants inter-league visit...the injury snapped his streak of 188 consecutive games, at the time the longest active streak in the majors...since that injury, has been limited to only 21 of his teams' 256 games.

- ◆ After the trade, hit .276/.300/.355 (21-for-76) with 3 2B, 1 HR and 7 RBI for the Rays...his home run came on Aug 28 at HOU off Michael Feliz.
- ◆ Made his Rays debut on Aug 12 at NYY...before the trade to the Rays, had appeared in 10 career games (6 starts) at shortstop...rose through the Giants system as a shortstop, making 230 of his 236 starts there in the minors.
- ◆ The Rays went 10-8 in games he started at shortstop, and 58-86 with anyone else...the Giants went 42-24 in games he started (all at third base).
- ◆ On Opening Day at MIL, homered in his third at-bat and tallied 4 RBI in the Giants 12-3 win...teammate Denard Span added 5 RBI in the game...prior to Duffy and Span, the last Giant with 4 RBI on Opening Day was Barry Bonds (5) in 2002 at LAD.
- ◆ His last homer for the Giants was June 18 at Tropicana Field off the pitcher he would be traded for six weeks later: Matt Moore.

2015 N.L. JACKIE ROBINSON ROOKIE OF THE YEAR BALLOTING

	1ST	2ND	3RD	PTS
Kris Bryant, CHC	30			150
Matt Duffy, SF		22	4	70
Jung Ho Kang, PIT	4	16	28	
Noah Syndergaard, NYM	3	7	16	
Justin Bour, MIA	1	1	4	
Joc Pederson, LAD		1	1	
Stephen Piscotty, STL			1	1

- ◆ In **2015**, finished 2nd in the NL Rookie of the Year race behind unanimous winner CHC Kris Bryant...received 22 of the 30 second-place votes for a total of 70 points.
- ◆ Became the first Giants rookie ever to win the Willie Mac Award (since 1980), which is given to the Giants player who best exemplifies the inspiration, character and leadership that Hall of Famer Willie McCovey demonstrated during his playing days in San Francisco...was elected by Giants players, coaches and training staff.
- ◆ Appeared in 149 games and made 138 starts (129-3B, 7-2B, 1-SS, 1-1B)...his 149 games were the most by a Giants rookie since Robby Thompson (149 in 1986)...hit No. 3 in 67 starts and No. 2 in 32 starts.

- ◆ Became the third Giants rookie with at least 70 runs, 70 RBI and 10 SB, joining Orlando Cepeda (1958) and Chili Davis (1982)...his 46 XBH were the most by a Giants rookie since Davis (52 in 1982)...his 77 RBI ranked 3rd among San Francisco Giants rookies behind Cepeda (96 in 1958) and Jim Ray Hart (81 in 1964).
- ◆ Hit .366 (52-for-142) with RISP, 2nd in the NL to COL Nolan Arenado (.373)...finished 8th in the NL with a .310 avg. (132-for-426) vs. RHP.
- ◆ His 91 hits after the All-Star break ranked 3rd in the NL, just one shy of co-leaders CIN Brandon Phillips and ARI A.J. Pollock.
- ◆ Ranked 2nd among NL rookies with 5.5 Wins Above Replacement (WAR), behind CHC Kris Bryant (5.7).
- ◆ Ranked 2nd among NL third basemen with 12 Defensive Runs Saved, trailing only Gold Glove Award winner COL Nolan Arenado (18).
- ◆ Made the team out of spring training as a utility infielder and took over the starting role at third base from Casey McGehee in mid-May...had played just 3 games at third base in three seasons in the minor leagues.
- ◆ Hit his first major league home run on April 15 vs. COL, off Boone Logan.
- ◆ On May 10 vs. MIA, recorded his first career walk-off hit...his single off Steve Cishek plated the winning run in the 9th inning of a 3-2 win.
- ◆ Collected a career-high 5 RBI on May 12 at HOU, becoming the first Giants rookie with 5 RBI since Buster Posey on July 7, 2010 at MIL (6).
- ◆ Was invited to his first spring training, where he hit .361 and earned the Barney Nugent Award, given to the player in his first major league camp whose performance best exemplifies the spirit of the club...the honor is voted on by Giants players.
- ◆ In **2014**, jumped from Double-A Richmond to the majors in just his third professional season...played in 23 games with 10 starts (5-SS, 5-2B)...was on the Giants postseason roster throughout the playoffs en route to winning the World Series.
- ◆ Was called up from Double-A on July 31, and thought he'd been traded when he received a call from then-assistant GM Bobby Evans just 20 minutes after the July 31 trading deadline.
- ◆ Made his major league debut on Aug 1 at NYM, playing second base and batting No. 2...his first hit was a single off Jon Niese that night...however, he appeared in a Giants-Rockies suspended game from May 22 that resumed 102 days



later on Sep 2, and according to the Elias Sports Bureau, the entire game goes in the books May 22—so statistically his official major league debut date is May 22.

- ♦ Won the Eastern League batting title for Richmond, hitting .332 (122-for-367)...named an Eastern League midseason and postseason All-Star...stole 20 bases in 24 attempts.
- ♦ **POSTSEASON:** At age 23, was the youngest player on the Giants 25-man roster throughout the playoffs...appeared in 8 games, batting .167 (1-for-6) at the plate.
- ♦ Scored the game-tying run in the 9th inning of Game 2 of the NLCS at STL, as he came home from second base on a wild pitch by Trevor Rosenthal.
- ♦ Recorded his first career postseason hit with a pinch-hit single in Game 4 of the World Series vs. KC, off Jason Vargas.
- ♦ Began the **2013** season with Class-A Augusta and was promoted to Class-A San Jose on July 22...named to the South Atlantic League postseason All-Star Team...combined for a career-high 25 SB...all 99 of his games between the two levels were starts at shortstop.
- ♦ In **2012**, made his pro debut with Short-A Salem-Keizer, playing 45 games at shortstop.

AMATEUR CAREER

- ♦ Was the 568th player selected in the 2012 June Draft (18th round) but vowed that none of the players taken before him would outwork him, and was the 16th of his draft class to reach the

majors—and third position player after Mariners catcher Mike Zunino and infielder Chris Taylor... his draft stock plummeted after undergoing surgery for a digestive disorder before his junior year at Long Beach State, causing him to lose weight and strength...was never ranked among the Giants Top 10 prospects by *Baseball America*.

- ♦ After his sophomore year at LBSU, successfully lobbied his LBSU coach to get him a position in the Cape Cod League as a “temp” player, filling in for a College World Series player...by the time that player was ready to show up, Duffy was leading the Cape Cod League in hitting...that earned him a contract for the rest of the summer and made him the starting shortstop in the All-Star Game at Fenway Park.
- ♦ Attended Lakewood (Calif.) High School and led his team to the league championship as a junior... offered partial scholarships to USC and Cal State-Bakersfield but didn’t catch the eye of his hometown LBSU coaches until the Tournament of Stars in North Carolina after graduating.

CAREER HIGHS

HITS

4, 2x-last 8/4/15 at ATL

HITTING STREAK

9G, 7/29/15 – 8/7/15

HOME RUNS

1, 17x-last 8/28/16 at HOU

RBI

5, 5/12/15 at HOU

RUNS

3, 3x-last 4/27/16 vs. SD

WALKS

2, 9/20/15 vs. ARI

STRIKEOUTS

4, 9/22/15 at SD

STOLEN BASES

2, 3x-last 5/25/16 vs. SD

CAREER BATTING

YEAR	CLUB	AVG	G	AB	R	H	2B	3B	HR	RBI	SH	SF	HB	BB-I	SO	SB	CS	GDP	SLG	OBP
2012	Salem-Keizer	.247	47	182	31	45	4	0	1	16	0	1	7	26-0	22	10	1	7	.286	.361
2013	Augusta	.307	78	287	48	88	14	3	4	43	3	1	3	45-1	41	22	6	7	.418	.405
	San Jose	.292	26	106	17	31	6	1	5	14	1	0	1	7-0	16	3	1	2	.509	.342
2014	Richmond	.322	97	367	53	122	24	4	3	62	0	6	2	42-2	66	20	4	8	.444	.398
	San Francisco	.267	34	60	5	16	2	0	0	8	1	0	2	1-0	14	0	1	1	.300	.302
2015	San Francisco	.295	149	573	77	169	28	6	12	77	2	2	5	30-0	96	12	0	22	.428	.334
2016	San Francisco	.253	70	257	32	65	11	2	4	21	2	3	4	20-0	40	8	4	9	.358	.313
	Sacramento	.333	2	6	2	2	1	0	0	1	0	0	0	1-0	1	0	0	0	.500	.429
	Charlotte	.500	2	6	0	3	1	0	0	1	0	0	0	0-0	0	0	0	0	.667	.500
	Durham	.182	3	11	0	2	0	0	0	0	0	0	0	1-0	2	0	0	1	.182	.250
	Tampa Bay	.276	21	76	9	21	3	0	1	7	0	1	0	3-0	13	0	1	4	.355	.250
2017	Charlotte	.250	3	8	0	2	0	0	0	0	0	0	0	0-0	1	0	0	0	.250	.250
	Minor League Totals	.303	258	973	151	295	50	8	13	137	4	8	13	122-3	149	55	12	25	.411	.385
	Major League Totals	.281	274	966	123	271	44	8	17	113	5	6	11	54-0	163	20	6	36	.395	.324

1: Selected by the San Francisco Giants in the 18th round of the 2012 June Draft... signed by Brad Cameron. 2: Acquired by the Tampa Bay Rays along with SS Lucius Fox and RH Michael Santos from San Francisco in exchange for LH Matt Moore, August 1, 2016.



POSTSEASON BATTING

YEAR	SERIES	CLUB	AVG	G	AB	R	H	2B	3B	HR	RBI	SH	SF	HB	BB-I	SO	SB	CS	GDP	SLG	OBP
2014	NLDS	SF vs. WAS	.000	4	4	0	0	0	0	0	0	0	0	0	0-0	1	0	0	0	.000	.000
	NLCS	SF vs. STL	-	2	0	1	0	0	0	0	0	1	0	0	0-0	0	0	0	0	-	-
	WS	SF vs. KC	.500	2	2	1	1	0	0	0	0	0	0	0	0-0	1	0	0	0	.500	.500
Postseason Totals			.167	8	6	2	1	0	0	0	0	1	0	0	0-0	2	0	0	0	.167	.167

CAREER FIELDING

YEAR	POSITION	PCT	G	PO	A	E	TC	DP
2014	Second Base	.962	9	9	16	1	26	3
	Shortstop	.966	7	15	13	1	29	5
	Third Base	1.000	2	0	2	0	2	0
2015	Third Base	.965	134	78	250	12	340	20
	Second Base	.968	9	13	17	1	31	5
	Shortstop	.800	3	0	4	1	5	1
	First Base	-	1	0	0	0	0	0
2016	Third Base	.974	70	44	142	5	191	5
	Shortstop	1.000	18	15	40	0	55	8
Totals	Third Base	.968	206	122	394	17	533	25
	Shortstop	.978	28	30	57	2	89	14
	Second Base	.965	18	22	33	2	57	8
	First Base	-	1	0	0	0	0	0

LEFT-RIGHT BREAKDOWN

	2016					CAREER				
	AVG	AB	H	HR	RBI	AVG	AB	H	HR	RBI
vs. Left	.261	92	24	2	6	.271	269	73	5	26
vs. Right	.257	241	62	3	22	.284	697	198	12	87

DID YOU KNOW?

HOME RUN BALLS AUTOGRAPHED

Once again, any fan retrieving a Rays home run ball at Tropicana Field during the regular season can get it autographed by the player who hit it before leaving the ballpark. No other major league team boasts that feature.



| 24 | RIGHT-HANDED PITCHER

Nate Eovaldi




BATS
RIGHT

THROWS
RIGHT

HEIGHT
6'2"

WEIGHT
225



NATHAN EDWARD EOVALDI (ee-VAUL-dee)

MAJOR LEAGUE SERVICE **6 years, 13 days**
OPENING DAY AGE **28**
BORN **2/13/90** in **Houston, TX**
RESIDES **Friendswood, TX**

CONTRACT STATUS **Signed through 2018**
ACQUIRED **Signed as a free agent, 2/14/17**
SIGNING SCOUT **Chris Smith (Dodgers)**

X-RAY REPORT

- ◆ Nate signed with the Rays in February 2017 in part due to the club's reputation in handling pitchers recovering from Tommy John surgery... with help from the club's training staff, he achieved his goal of being physically ready to return by the end of the 2017 season, and the Rays exercised his 2018 option.
- ◆ His future in the big leagues began to materialize in 2011, when he added a slider while with Double-A Chattanooga...his fastball velocity also improved year-after-year from there.
- ◆ Nate grew up in Alvin, Texas, and the city's claim to fame is Hall of Famer Nolan Ryan, whose name and likeness are ubiquitous...although the two attended the same high school, Nate had never met him until 2016, when the Yankees visited the Astros...Ryan once sent him a signed baseball during spring training congratulating him on his achievements.

2017 SEASON

- ◆ Spent the entire season rehabbing from a second Tommy John surgery...is attempting to become the 32nd player to pitch in the majors after two Tommy John surgeries, and only the 12th pitcher to start a major league game after doing so...could become the third to pitch for the Rays after two Tommy John surgeries, following Al Reyes and Lance Carter, and the first to start a game for the Rays.
- ◆ On Sep 9, returned to strike out a pair in a scoreless inning of a rehab start...threw 10 pitches (9 strikes) in Game 4 of the Southern League Finals for Double-A Montgomery.

- ◆ Also made a relief app in the postseason for Triple-A Durham, pitching a scoreless inning in Game 2 of the Governors' Cup against Scranton/Wilkes-Barre (Yankees).

PITCHERS TO START IN THE MAJORS AFTER TWO TOMMY JOHN SURGERIES

PITCHER	T.J. YEARS	GS AFTER
LH Chris Capuano	2002, 2008	109
RH Tyler Chatwood	2006, 2013	52
RH Kris Medlen	2010, 2014	15
LH Hong-Chih Kuo	2000, 2003	14
LH Randy Wolf	2005, 2012	11
RH Darren Dreifort	1995, 2001	10
RH Victor Zambrano	1996, 2006	4
RH Shawn Hill	2004, 2009	4
RH Brandon Beachy	2012, 2014	2
RH Daniel Hudson	2012, 2013	1
LH Cory Luebke	2012, 2014	1

CAREER HIGHLIGHTS

- ◆ Made 24 apps (21 starts) for the Yankees in 2016...moved to the bullpen after going 6-6 with a 5.54 ERA (91-IP, 56-ER) in 16 starts through July 1...returned to the rotation on July 19 and went 2-2 with a 3.46 ERA (26-IP, 10-ER) in 5 starts before his season-ending injury.
- ◆ According to FanGraphs, averaged 97.1 mph on his fastball, 2nd-hardest in the majors (min. 100 IP) to NYM Noah Syndergaard (98.0)...according to PITCHf/x, threw 36 pitches of at least 100 mph...topped out at 101.4 mph.
- ◆ Went 5-0 with a 3.25 ERA (36-IP, 13-ER) over 6 starts in May...tied for the AL lead in wins.
- ◆ Recorded at least 7 SO in 7 consecutive starts from Aug 19, 2015-April 20, 2016, tied for the longest streak in Yankees history with CC



Sabathia (2011, 2009), Mike Mussina (2003) and Ron Guidry (1978).

- ◆ Yielded 4 ER or more in 6 straight starts from June 3–July 1 before moving to the bullpen... made 3 apps in relief, his first action out of the bullpen since his rookie season in 2011.
- ◆ On April 25 at TEX, recorded the longest no-hit bid of his career before allowing a leadoff, 7th-inning single to Nomar Mazara.
- ◆ On May 18 at ARI, yielded a leadoff double to start the game before retiring his final 18 BF... was the first Yankees pitcher to go at least 6 IP and allow 1 baserunner or fewer since Mike Mussina lost his perfect game after 26 BF on Sep 2, 2001 at BOS.
- ◆ On July 10 at CLE, went 4.1 IP out of the bullpen to tie for the longest relief app by a Yankee in 2016...didn't allow a run in the 11-7 win.
- ◆ Placed on the 15-day DL on Aug 12 (retroactive to Aug 11) with a right elbow tendon injury...was the second straight year his season was cut short by a right elbow injury.
- ◆ Underwent a second Tommy John surgery and had his right flexor tendon repaired on Aug 19, 2016, performed by Dr. Christopher Ahmad at New York-Presbyterian Hospital...exited his start on Aug 10 at BOS following 1 IP with right elbow discomfort.

“

He's an elite arm, a legitimate 100-mph arm. Nate is coming into spring training 2018 with a healthy body. He can provide some veteran leadership, and a lot of production.

PITCHING COACH KYLE SNYDER
| WDAE |

”

- ◆ In 2015, led the AL and ranked 2nd in the majors in winning pct. (.14-.3, .824) to LAD Zack Greinke (.864)...was the highest by a Yankee since Roger Clemens in 2001 (.870).
- ◆ Tied for 8th in the AL in wins and nearly matched his career wins total entering the season (15 from 2011-14).
- ◆ Recorded a career-long 9-game winning streak spanning 13 starts from June 20–Aug 30...it was

the longest winning streak in the AL in 2015 and the longest by a Yankee since Iván Nova won 12 straight decisions in 2011.

- ◆ Ranked 2nd in the majors (min. 150 IP) in run support (7.17 R/9 IP) to TOR Drew Hutchison (7.90)...left with a lead in 21 of his 27 starts.
- ◆ Went 5-1 with a 3.22 ERA (78.1-IP, 28-ER) in 13 starts at Yankee Stadium...was unbeaten in his first 12 home starts, but took the loss in his final start of the season on Sep 5 vs. TB.
- ◆ Tied for 2nd in the AL with 9 wins on the road, the most by a Yankee since CC Sabathia (11) in 2011...did this despite a 5.21 ERA (76-IP, 44-ER) and .327 opp avg. on the road...won 7 straight road starts from June 26–Aug 30.
- ◆ Yielded just 10 HR in 154.1 IP for a 0.58 HR/9 IP ratio, 3rd-lowest in the AL and the lowest by a Yankee since Chien-Ming Wang (0.41) in 2007.
- ◆ According to PITCHf/x, topped out at 102.4 mph...the only other pitcher to reach that velocity was CIN Aroldis Chapman.
- ◆ Was shut down for the season following his Sep 5 start vs. TB with right elbow inflammation.
- ◆ In 2014, established career highs in starts (33), innings (199.2) and strikeouts (142).
- ◆ Finished 6-14 as his 2.70 R/9 IP of support was lowest in the majors (min. 20 starts)...made 11 starts with no runs of support.
- ◆ Allowed an NL-leading 223 hits.
- ◆ Limited to 18 starts in 2013, missing the start of the season with right shoulder inflammation...made his season debut on June 18 at ARI.
- ◆ Went 6 IP or more in 9 of his first 10 starts, going 2-2 with a 2.82 ERA (60.2-IP, 19-ER) over that span.
- ◆ Yielded 2 ER or fewer in 13 of his 18 starts.
- ◆ Recorded his first career RBI with a 1st-inning single on July 12 vs. WAS.
- ◆ Split the 2012 season between the Dodgers and Marlins organizations...had two stints with the Dodgers before being dealt to the Marlins in a trade involving Hanley Ramírez.
- ◆ Saw his first career major league action in 2011, making 10 apps (6 starts) for the Dodgers...was selected to the 40-man roster on Aug 6.
- ◆ Made his major league debut that night at ARI...was the first Dodger to record a win and a hit in his major league debut since Doug Rau on Sep 2, 1972 at STL...yielded 2 ER in 5 IP and singled off Joe Saunders in his first career at-bat.



- Went 1-2 with a 3.09 ERA (32-IP, 11-ER) in 6 starts before moving to the bullpen, where he made 4 apps to end the season.
- Started the season with Chattanooga and was named to the SL midseason and postseason All-Star teams.
- Ranked by *Baseball America* as the No. 3 prospect in the Dodgers system following the season...the publication also tabbed him as having the Best Fastball in the organization.
- Started the **2010** season with Class-A Inland Empire and was named to the California League midseason All-Star Team...made 4 rehab starts with the AZL Dodgers and Rookie-level Ogden to end the season.
- In **2009**, spent his first full professional season with Class-A Great Lakes.

CAREER HIGHS

LONGEST OUTING

8.0, 7x last 5/7/16 vs. BOS

LONGEST RELIEF OUTING

4.1, 7/10/16 at CLE

STRIKEOUTS

10, 5/5/14 vs. NYM

WALKS

6, 8/8/12 at NYM

HR ALLOWED

4, 6/26/16 vs. MIN

RUNS ALLOWED

11, 8/16/13 vs. SF

HITS ALLOWED

12, 8/16/13 vs. SF

WIN STREAK

9G, 6/20/15 - 8/30/15

LOSS STREAK

8G, 8/13/14 - 9/27/14

AMATEUR CAREER

- Underwent his first Tommy John surgery as a junior in high school on May 27, 2007, performed by Dr. David Lintner...recovered quickly in time to pitch as a senior...selected by the Dodgers in the 11th round of the 2008 June Draft.

CAREER PITCHING

YEAR	CLUB	W	L	ERA	G	GS	CG	SHO	SV	IP	H	R	ER	HR	HB	BB-I	SO	WP	BK
2008	GCL Dodgers	0	1	1.13	6	0	0	0	1	8.0	6	1	1	0	0	3-0	9	2	0
	Ogden	0	0	0.00	1	0	0	0	0	2.2	1	0	0	0	0	0-0	2	0	0
2009	Great Lakes	3	5	3.27	26	16	0	0	1	96.1	95	48	35	2	6	41-0	71	5	1
2010	Inland Empire	3	5	4.45	16	14	2	2	0	85.0	99	46	42	3	4	33-0	58	6	0
	AZL Dodgers	0	1	4.32	3	3	0	0	0	8.1	6	4	4	0	1	4-0	10	1	0
	Ogden	1	0	1.80	1	1	0	0	0	5.0	3	2	1	0	1	0-0	4	1	0
2011	Chattanooga	6	5	2.62	20	19	0	0	0	103.0	76	41	30	3	2	46-2	99	6	0
	Los Angeles-NL	1	2	3.63	10	6	0	0	0	34.2	28	14	14	2	2	20-0	23	0	0
2012	Chattanooga	2	2	3.09	9	8	0	0	0	35.0	30	12	12	2	2	13-0	30	0	1
	Los Angeles-NL	1	6	4.15	10	10	0	0	0	56.1	63	27	26	5	0	20-2	34	1	0
	Miami	3	7	4.43	12	12	0	0	0	63.0	70	32	31	5	3	27-1	44	0	0
2013	Jupiter	0	1	3.00	2	2	0	0	0	9.0	9	3	3	1	0	2-0	6	0	0
	Jacksonville	1	0	5.40	3	3	0	0	0	11.2	13	7	7	0	0	4-0	9	0	0
	Miami	4	6	3.39	18	18	0	0	0	106.1	100	44	40	7	1	40-3	78	3	0
2014	Miami	6	14	4.37	33	33	0	0	0	199.2	223	107	97	14	7	43-5	142	6	0
2015	New York-AL	14	3	4.20	27	27	0	0	0	154.1	175	72	72	10	3	49-0	121	8	0
2016	New York-AL	9	8	4.76	24	21	0	0	0	124.2	123	66	66	23	1	40-2	97	5	0
2017	Tampa Bay	Injured-Did Not Pitch																	
Minor League Totals		16	20	3.34	87	66	2	2	2	364.0	338	164	135	11	16	146-2	298	21	2
Major League Totals		38	46	4.21	134	127	0	0	0	739.0	782	362	346	66	17	239-13	539	23	0

1: Selected by the Los Angeles Dodgers in the 11th round of the 2008 June Draft...signed by Chris Smith. 2: Acquired by the Miami Marlins along with RH Scott McGough from Los Angeles-NL in exchange for LH Randy Choate and INF Hanley Ramirez, July 25, 2012. 3: Acquired by the New York Yankees along with RH Domingo German and 1B/OF Garrett Jones from Miami in exchange for RH David Phelps, INF Martín Prado and cash considerations, December 19, 2014. 4: Signed by the Tampa Bay Rays as a free agent, February 14, 2017.



CAREER FIELDING

YEAR	POSITION	PCT	G	PO	A	E	TC	DP
2011	Pitcher	1.000	10	1	7	0	8	0
2012	Pitcher	1.000	22	7	16	0	23	1
2013	Pitcher	.933	18	8	20	2	30	1
2014	Pitcher	.981	33	21	31	1	53	2
2015	Pitcher	1.000	27	10	20	0	30	2
2016	Pitcher	.952	24	6	14	1	21	0
Totals		.976	134	53	108	4	165	6

CAREER BATTING

YEAR	CLUB	AVG	AB	R	H	2B	3B	HR	RBI	SH	SF	HB	BB-I	SO	SB	CS	GDP	SLG	OBP
2011	Los Angeles-NL	.091	11	1	1	0	0	0	0	0	0	0	1-0	9	0	0	0	.091	.167
2012	Los Angeles-NL	.000	12	0	0	0	0	0	0	1	0	0	1-0	8	0	0	0	.000	.077
	Miami	.150	20	2	3	0	0	0	0	2	0	0	0-0	12	0	0	0	.150	.150
2013	Miami	.065	31	1	2	0	0	0	1	3	0	0	1-0	17	0	0	0	.065	.094
2014	Miami	.089	56	1	5	0	0	0	0	7	0	0	1-0	36	0	0	0	.089	.105
2015	New York-AL	.000	5	1	0	0	0	0	0	0	0	0	0-0	2	0	0	0	.000	.000
2016	New York-AL	.000	5	0	0	0	0	0	0	1	0	0	1-0	4	0	0	0	.000	.167
Major League Totals		.079	140	6	11	0	0	0	1	14	0	0	5-0	88	0	0	0	.079	.110

LEFT-RIGHT BREAKDOWN

	2016				CAREER			
	AVG	AB	H	HR	AVG	AB	H	HR
vs. Left	.268	209	56	12	.293	1434	420	34
vs. Right	.245	273	67	11	.250	1446	362	32



WILL VRAGOVIC / TAMPA BAY RAYS



| 34 | RIGHT-HANDED PITCHER


Jake Faria

BATS
RIGHT

THROWS
RIGHT

HEIGHT
6'4"

WEIGHT
235



JACOB DANIEL FARIA (fuh-REE-uh)

MAJOR LEAGUE SERVICE **112 days**
OPENING DAY AGE **24**
BORN **7/30/93** in La Palma, CA
RESIDES **Anaheim, CA**

CONTRACT STATUS **Signed through 2018**
ACQUIRED **Selected in the 10th round of the 2011 June Draft**
SIGNING SCOUT **Jake Wilson (Rays)**

SOCIAL MEDIA @JDFaria34 @JDFaria36

X-RAY REPORT

- ◆ Jake proposed to his fiancée, Jessica, at Duke Gardens in Durham, N.C., on their six-year anniversary of dating last summer...the two are planning a Nov 16 wedding in California.
- ◆ While playing scout ball in 2010, Jake was turned away by an overbooked hotel...to apologize, the hotel provided a gift bag with treats and a rubber duck...the duck found its way to Jake's equipment bag, where it was forgotten...after a strong first season as a professional, he was frustrated by a poor 2012 campaign...the next spring began poorly as well, until Jake realized a new equipment bag had separated him from the duck...when his father shipped Jake's car, he placed the duck inside...an outstanding 2013 campaign followed and the duck has traveled with Jake to the ballpark ever since.
- ◆ Faria is a Portuguese name...his paternal grandfather, Joe, came to the U.S. in 1959...the family returned to Portugal in 2005 to visit Joe's childhood home...his maternal grandparents immigrated from Cuba in the 1960s.
- ◆ While on the disabled list last August, Jake and Jessica attended each of the three games between the Rangers and Astros, which were relocated to Tropicana Field due to Hurricane Harvey...Jake signed for fans in exchange for donations to hurricane relief.
- ◆ In January, Jake attended the Daniel Robertson Family Foundation's Mini Fan Fest in Upland, Calif. ...while at the event, he saw a young fan wearing a Rays shirt with his name and number...it was the first time he had seen someone in his apparel outside the ballpark.

- ◆ Jake grew up five minutes from Angel Stadium, and his family held season tickets for several years...in high school, he modeled his delivery after Jered Weaver.

2017 SEASON

- ◆ Reached the majors in June and yielded more than 3 runs in only 2 of his 14 starts...named the club's Outstanding Rookie by the Tampa Bay Chapter of the BBWAA...led AL rookies (min. 75 IP) with a 3.43 ERA (86.2-IP, 33-ER), .225 opp avg., .387 opp SLG, 8.72 SO/9 IP and 1.18 WHIP...ranked 4th among AL rookies with 84 SO, and ranked 2nd to NYY Jordan Montgomery (91) after his June 7 recall...achieved all this despite spending 25 games on the disabled list with a left abdominal strain (Aug 17-Sep 14).

“

He's an old soul. He's sharp, very self-aware, hungry and determined to be as good a major league starter as he can be.


PITCHING COACH KYLE SNYDER
| WDAE |

”

- ◆ Among Rays rookies with at least 75 IP, ranked 3rd in ERA behind Jeremy Hellickson (2.95) in 2011 and Chris Archer (3.22) in 2013...ranked 2nd in opp avg. behind Hellickson (.210) in 2011.
- ◆ From the date of his call up (June 7) until his injury (Aug 16), he ranked 9th among AL pitchers with a 3.32 ERA.



- Held lefty hitters to a .173 avg. (17-for-98) with only 3 XBH (1-2B, 2-HR), but yielded 21 BB against 24 SO...opposing righties hit .248 (54-for-218) with 22 XBH (12-2B, 1-3B, 9-HR), but drew only 10 BB to 60 SO.
- Made his major league debut on June 7 vs. CWS, exactly six years after he was selected by the Rays in the 10th round of the 2011 June Draft...defeated Mike Pelfrey, 3-1, and totaled 6.1 IP, 3 H, 1 R/ER, 2 BB, 5 SO...only allowed two runners to reach scoring position...became the second pitcher in club history to win his major league debut and pitch more than 6 IP, following Jeremy Hellickson in 2010...became the eighth pitcher in Rays history to win his major league debut as a starter, first since Alex Colomé on May 30, 2013 at MIA.
- Became the second Ray to record the win in his first 3 career apps, all as a starter, following Jeremy Hellickson in 2010...became the fifth pitcher since Baseball Reference data is available (1913) to go 6 IP or more, allow 1 run or fewer and earn the win in his first 3 apps, joining STL Andy Rincon (1980), CIN Wayne Simpson (1970), STL Stu Miller (1952) and DET Alex Main (1914).
- Improved to 4-0 in his sixth start, July 6 vs. BOS, becoming the second Ray to win his first 4 decisions, all as a starter, joining James Shields in 2006...extended his streak to 7 starts without a loss before losing his eighth start, July 19 at OAK...tied Alex Cobb (2011) for the longest streak by a Rays starter to begin a career without a loss.
- Totaled 35 SO and 5 BB through his first 5 starts, becoming the second pitcher since data is available (1913) with at least 35 SO and 5 BB or fewer in his first 5 career starts, with no relief apps in between...he joined SEA Félix Hernández (38-SO, 5-BB) in 2005.
- Went 4-0 with a 2.00 ERA (45-IP, 10-ER) over his first 7 career starts, one of the best stretches ever by a Rays pitcher to begin his career...ranked 2nd in the AL in ERA over this span behind CLE Corey Kluber (1.44)...he was the first pitcher to begin his career with 7 consecutive quality starts since NYY Masahiro Tanaka (16) in 2014, and one of only nine pitchers since Baseball Reference data is available (1913) to begin his career in this fashion...also Tanaka, MTL Steve Rogers (16) in 1973, LAA Jered Weaver (9) in 2006, SD Joey Hamilton (9) in 2004, OAK A.J. Griffin (7) in 2012, NYY Scott Kamieniecki (7) in 1991, NYM Ron Darling (7) in 1983-84 and BOS Dave Ferriss (7) in 1945.



LEON HALIP / GETTY IMAGES

- Prior to his streak of 7 starts of at least 6 IP, the longest streak by a Rays pitcher to begin his career was 4 starts by Jeremy Hellickson in 2010.
- Went 3-0 with a 2.23 ERA (32.1-IP, 8-ER) in 5 starts in June, leading all major league rookies in ERA and strikeouts (35)...also ranked 3rd in the majors with a 7.00 SO/BB ratio, behind CLE Corey Kluber (9.14) and BOS Chris Sale (9.00).
- Logged a career-high 9 SO on two occasions, June 18 at DET in a 9-1 victory and Aug 4 vs. MIL in a 2-0 loss.
- Started on his 24th birthday on July 30 at NYY and earned no decision in a 5-3 win...totaled 4 IP, 3 H, 3 R/ER, 5 BB, 8 SO...became the first visiting rookie to start in the Bronx on his birthday since TB Jason Hammel on Sep 2, 2007, a win over Andy Pettitte on his 25th birthday.
- Made his first relief app on Sep 16 vs. BOS, his first game back from the disabled list, and did not allow a baserunner in 3 IP...it was the first perfect app of at least 3 IP by a Rays rookie since Travis Harper on June 27, 2002 vs. TOR (3 IP).
- At the time of his June 7 recall, his 84 SO not only led the International League but were tied for 2nd in the minor leagues, behind LAD Wilmer Font (88)...was tied for the IL lead with 6 wins...struck out 34.7 pct. of batters faced with Durham (12.9 SO/9 IP).



CAREER HIGHLIGHTS

- In **2016**, combined to go 5-10 with a 3.99 ERA (151-IP, 67-ER) and .201 opp avg. in 27 starts between Double-A Montgomery and Triple-A Durham...established career highs in starts and innings.
- Ranked 8th among minor league pitchers and 2nd among Rays minor leaguers with 157 SO, trailing Jaime Schultz (163).
- Named to the Southern League midseason All-Star Team, his third straight season with midseason honors...pitched a scoreless 4th inning and was promoted to Durham after the game.
- Ranked by *Baseball America* as the No. 8 prospect in the Rays system following the season...the publication also tabbed him as having the Best Changeup in the SL in its Best Tools survey.
- Enjoyed a breakout **2015** season with Class-A Charlotte and Montgomery...named Most Valuable Player for the Stone Crabs by the Rays Baseball Operations department despite pitching his last game there on June 12...also named to the Florida State League midseason and post-season All-Star teams.
- Combined to go 17-4 with a 1.92 ERA (149.2-IP, 32-ER) and 159 SO...his 17 wins led all minor leaguers and tied Heath Rollins (2007, Class-A Columbus) for the Rays single-season minor league record...ranked 7th overall in strikeouts...also ranked among minor league leaders (min. 120 IP) in ERA (2nd to Blake Snell, 1.41), opp avg. (.194, 4th) and WHIP (1.04, 6th).
- His last 2 outings for Charlotte came opposite Marlins All-Star José Fernández, who was rehabbing for Class-A Jupiter.
- Named the Rays Minor League Pitcher of the Month for June, going 2-0 with a 1.67 ERA (27-IP, 5-ER) in 4 starts.
- Got the start in the FSL All-Star Game in St. Lucie and pitched a perfect 1st inning.
- On July 4 vs. Biloxi (Brewers), did not allow a hit in 7 IP in his second start for Montgomery...logged what remains a career-high 14 SO, his first career double-digit strikeout game...the no-hitter broken up against the Biscuits bullpen in the 8th inning.
- Ranked by *Baseball America* as the No. 8 prospect in the Rays system following the season after being omitted from their Top 30 Prospects list the year prior...the publication also tabbed him as having the Best Control in the organization.

- Spent the **2014** season with Class-A Bowling Green, his first year of full-season ball...led the Hot Rods with 107 SO...named to the Midwest League midseason All-Star Team.
- Earned the 2014 Erik Walker Community Champion Award, which annually recognizes a Rays minor leaguer who exemplifies teamwork, sportsmanship and community involvement...the Rays Baseball Foundation made a \$2,500 donation in his name to his chosen charity, Sammy's Superheroes, which funds pediatric cancer research.
- In **2013**, was named Most Valuable Player for Rookie-level Princeton by the Rays Baseball Operations department...ranked 2nd in the organization and 3rd in the Appalachian League with a 2.02 ERA...led the team with 62.1 IP and 71 SO and ranked 4th in the league in strikeouts and WHIP (0.99).

AMATEUR CAREER

- Drafted out of Gahr (Calif.) High School, which counts a handful of major leaguers among its alumni, including righthander Kris Medlen, outfielder Shane Mack and infielder Bret Barberie...went 8-1 with a 1.75 ERA and 64 SO as a senior and was named 2011 San Gabriel Valley League Pitcher of the Year.
- Committed to pitch at Cal State Fullerton before signing with the Rays.

CAREER HIGHS

LONGEST OUTING

7.1, 7/25/17 vs. BAL

LONGEST RELIEF OUTING

3.0, 9/16/17 vs. BOS

STRIKEOUTS

9, 2x-last 8/4/17 vs. MIL

WALKS

5, 7/30/17 at NYY

HR ALLOWED

2, 2x-last 9/28/17 at NYY

RUNS ALLOWED

5, 8/11/17 vs. CLE

HITS ALLOWED

7, 7/25/17 vs. BAL

WIN STREAK

4G, 6/7/17 - 7/6/17

LOSS STREAK

3G, 8/4/17 - Current



CAREER PITCHING

YEAR	CLUB	W	L	ERA	G	GS	CG	SHO	SV	IP	H	R	ER	HR	HB	BB-I	SO	WP	BK
2011	GCL Rays	0	1	2.87	6	2	0	0	0	15.2	15	6	5	1	0	1-0	14	0	0
2012	Princeton	3	4	5.14	13	5	0	0	0	42.0	44	25	24	6	4	9-0	34	3	0
2013	Princeton	3	3	2.02	12	12	0	0	0	62.1	53	21	14	2	2	9-0	71	5	0
2014	Bowling Green	7	9	3.46	23	23	1	1	0	119.2	113	60	46	9	3	32-0	107	9	0
2015	Charlotte	10	1	1.33	12	10	0	0	0	74.1	51	13	11	1	0	22-0	63	3	0
	Montgomery	7	3	2.51	13	13	0	0	0	75.1	52	25	21	5	1	30-0	96	2	0
2016	Montgomery	1	6	4.21	14	14	0	0	0	83.1	64	39	39	5	1	36-0	93	5	0
	Durham	4	4	3.72	13	13	0	0	0	67.2	46	31	28	7	1	32-0	64	1	0
2017	Durham	6	1	3.07	11	11	0	0	0	58.2	44	23	20	7	1	22-0	84	4	0
	Tampa Bay	5	4	3.43	16	14	0	0	0	86.2	71	35	33	11	5	31-0	84	6	0
	Minor League Totals	41	32	3.13	117	103	1	1	0	599.0	482	243	208	43	13	193-0	626	32	0
	Major League Totals	5	4	3.43	16	14	0	0	0	86.2	71	35	33	11	5	31-0	84	6	0

1: Selected by the Tampa Bay Rays in the 10th round of the 2011 June Draft...signed by Jake Wilson.

CAREER FIELDING

YEAR	POSITION	PCT	G	PO	A	E	TC	DP
2017	Pitcher	1.000	16	4	8	0	12	0

LEFT-RIGHT BREAKDOWN

	2017				CAREER			
	AVG	AB	H	HR	AVG	AB	H	HR
vs. Left	.173	98	17	2	.173	98	17	2
vs. Right	.248	218	54	9	.248	218	54	9

DID YOU KNOW?

RAYS TO WIN THEIR MAJOR LEAGUE DEBUT

Jake Faria	June 7, 2017 vs. CWS (start)
Andrew Bellatti	May 9, 2015 vs. TEX (relief)
Alex Colomé	May 30, 2013 at MIA (start)
Jeremy Hellickson	Aug 2, 2010 vs. MIN (start)
Jeff Niemann	April 13, 2008 vs. BAL (start)
Scott Kazmir	Aug 23, 2004 at SEA (start)
Doug Waechter	Aug 27, 2003 vs. SEA (relief)
Seth McClung	March 31, 2003 vs. BOS (relief)
Joe Kennedy	June 6, 2001 at TOR (start)
Mickey Callaway	June 12, 1999 at MTL (start)
Rolando Arrojo	April 1, 1998 vs. DET (start)



| 11 | SHORTSTOP

Adeiny Hechavarria

BATS
RIGHT

THROWS
RIGHT

HEIGHT
6'0"

WEIGHT
195



ADEINY HECHAVARRIA BARRERA (etch-ah-vah-REE-yah)

MAJOR LEAGUE SERVICE **5 years, 60 days**
OPENING DAY AGE **28**
BORN **4/15/89** in **Santiago de Cuba, Cuba**
RESIDES **Miami, FL**

CONTRACT STATUS **Signed through 2018**
ACQUIRED **From the Miami Marlins in a three-player trade, 6/26/17 (see page 101)**
SIGNING SCOUT **Marco Paddy (Blue Jays)**

SOCIAL MEDIA @Adeiny3 @Adeiny11

X-RAY REPORT

- ◆ During the offseason, Adeiny returned to his native Cuba for the first time since defecting to pursue his baseball career in 2009—a nine-year wait...he was thrilled to see much of his family and friends for the first time in so long.
- ◆ In 2009, Adeiny and 11 others struck a deal to escape from Cuba by boat and come to the U.S. via Mexico...when he reached the majors with Toronto in 2012, he received guidance from former Rays shortstop and fellow Cuban defector Yunel Escobar...the two were later traded in the same deal to the Marlins.
- ◆ Adeiny is held in high regard as a local baseball hero by the residents of Santiago de Cuba...moved by the poverty and, in particular, a lack of shoes, he sent the community \$15,000 worth of Adidas footwear over the offseason.
- ◆ While visiting Cuba, a video posted on his Instagram account (@adeiny11) showed him barbecuing a pig on a spit over an open flame, a first-time experience for him.
- ◆ Adeiny's favorite players growing up were Derek Jeter and Germán Mesa, a Cuban shortstop nicknamed *El Imán*, or "The Magnet," for his fielding abilities.

2017 SEASON

- ◆ Veteran shortstop was acquired by the Rays on June 26 and joined the team the next day in Pittsburgh...appeared in 77 games for the Rays, including 74 starts at shortstop...his combined 8 HR were a career high despite only 330 AB.

- ◆ Achieved a .987 fielding pct. after joining the Rays, with only 4 errors in 298 chances...this ranked 3rd among major league shortstops from June 26 on, behind PHI Freddy Galvis (.994) and DET José Iglesias (.989)...prior to his arrival, Rays shortstops ranked 14th of 15 AL teams with a .959 fielding pct.

“ He makes everything look easy. ... A very telling sign from a shortstop: How many times do you see him get a bad hop? I can't think of any. He's always in the right position. The combination of his footwork and his hands working together... he's so confident.

MANAGER KEVIN CASH

- ◆ Did not commit an error after July 30 at NYY, finishing the season on streaks of 51 errorless games and 179 errorless chances (all as a shortstop)...according to Stats LLC, these both rank 3rd in Rays history for a shortstop...in 2013, Yunel Escobar compiled errorless streaks of 53 games and 232 chances, and in 2002, Chris Gomez posted errorless streaks of 52 games and



242 chances...he was the only qualifying shortstop in baseball who was errorless from the start of August through season's end.

- From Aug 15 through season's end, hit .299/.345/.560 (40-for-134) with 19 XBH (9-2B, 4-3B, 6-HR) in 39 games...over this span, ranked 3rd among AL shortstops in avg. and 2nd in slugging pct. behind CLE Francisco Lindor (.598)...prior to that, he hit .214/.230/.260 (28-for-131) with 4 XBH (3-2B, 1-HR) in his first 38 games for the Rays... this stretch raised his season avg. from .235 to .261...was homerless in his first 33 games with the Rays; all 7 HR with the club came over his last 44 games beginning Aug 9.
- Is the only player in baseball with at least 5 3B in each of the past five seasons...his 35 3B over this span (since 2013) rank 2nd in the majors, one shy of former Marlins teammate Dee Gordon (36).

MOST TRIPLES, MLB, LAST FIVE SEASONS (2013-17)

Dee Gordon, LAD/MIA	36
Adeiny Hechavarria, MIA/TB	35
Charlie Blackmon, COL	33
Adam Eaton, ARI/CWS/WAS	32
Mike Trout, LAA	32

- Was the Marlins Opening Day shortstop for a fifth straight year and played 20 games (17 starts) for them before being sidelined with a left oblique strain on May 9...appeared in 9 rehab games for the Marlins before the trade.
- On June 27 at PIT, was reinstated from the 10-day DL to make his Rays debut and the first ground ball hit to him was a diving stop and throw to retire Josh Bell in the 2nd inning... logged 2 RBI, coming on an RBI single in the 8th inning and a sac fly in the 10th.
- Twice for the Rays he recorded a game-tying hit with 2 outs in the 9th inning, the first Ray to do this twice in a season since Evan Longoria in 2010...on June 30 at BAL, his RBI single off Brad Brach tied the game 3-3 en route to a 6-4, 10-inning win...on July 18 at OAK, his RBI single off Santiago Casilla tied it 3-3 and the Rays won 4-3...prior to the trade, he had one game-tying hit in the 9th inning or later in 640 career games: on July 28, 2014 vs. WAS with the Marlins, a triple off Rafael Soriano in the 9th.
- Also on June 30 at BAL, tied his career high with 4 hits (6th time, last April 30, 2016 at MIL)...was the first Ray with 4 hits out of the No. 9 spot in the batting order since Kevin Kiermaier on July 9, 2014 vs. KC.



ADAM GLANZMAN / GETTY IMAGES

- On Aug 20 vs. SEA, tripled and homered to tie his career high with 7 total bases (3rd time, first since April 30, 2016 at MIL).
- On Sep 12 vs. NYY, hit a go-ahead solo homer in the 8th inning off Sonny Gray for a 2-1 win.
- Became the 10th Cuban-born player in Rays history and the fourth born outside of Havana (Santiago), joining Rolando Arrojo (Santa Clara), Dany's Báez (Pinar del Rio) and Alexei Ramirez (Pinar del Rio).

CAREER HIGHLIGHTS

- According to FanGraphs, his 23 Defensive Runs Saved over the past three seasons (2015-17) rank 4th among all shortstops, behind ATL/LAA Andrelton Simmons (75), SF Brandon Crawford (48) and CLE Francisco Lindor (32).
- Played in a career-high 155 games in 2016, tied for most on the Marlins...made 135 starts, all at shortstop.
- Despite hitting .236/.283/.311 (120-for-508), 32.3 pct. of his balls in play were "hard hit," highest rate of his career, according to FanGraphs... struck out in 13.3 pct. of his plate appearances, lowest rate in his career.
- On May 26 at TB, started at leadoff for the first time since July 17, 2015...homered off Drew Smyly in the 2nd inning, the first of his career out of the leadoff spot.
- In 2015, received the Jeff Conine Mr. Marlin Award from the South Florida Chapter of the



BBWAA...the honor is given to the player whose commitment to the game is embodied in his integrity and unselfish play.

- ◆ Set career highs with a .281 avg., 48 RBI and 54 runs...led NL shortstops (min. 400 PA) in avg. ... for a second consecutive year, was one of three finalists for the Rawlings NL Gold Glove Award for shortstop, won by SF Brandon Crawford.
- ◆ Won NL Player of the Week for April 20-26, his first weekly honor...hit .500/.520/.750 (12-for-24) with 1 2B, 1 3B, 1 HR and 10 RBI.
- ◆ On June 7 at COL, hit a go-ahead homer in the top of the 10th inning, giving the Marlins a 3-2 win.
- ◆ On Aug 2 vs. SD, the first walk-off hit of his career was a 3-run homer off Brandon Maurer.
- ◆ Compiled a career-long 13-game hitting streak from Aug 5-20.
- ◆ Missed the final 28 games due to left hamstring tightness, but was not placed on the disabled list.
- ◆ In **2014**, was one of three finalists for the Rawlings NL Gold Glove Award for shortstop, won by ATL Andreton Simmons...at the plate, his 44 multi-hit games led NL shortstops, while his 148 hits ranked 3rd.
- ◆ Recorded 10 3B, tied for 2nd in the majors behind LAD Dee Gordon (12).
- ◆ His avg. improved from .227 in 2013 to .276 in 2014...the 49-point increase from 2013 was the 5th-largest increase in the majors, according to the Elias Sports Bureau.
- ◆ Collected 11 hits in the Marlins first 5 games, the second player in club history to do that, following Emilio Bonifacio (14) in 2009.
- ◆ Missed 14 games (June 21-July 5) due to a right triceps strain.
- ◆ In **2013**, his 543 AB and 8 3B led major league rookies...his 123 hits ranked 2nd among NL rookies, behind COL Nolan Arenado (130).
- ◆ Recorded a career-high 7 RBI on May 5 at PHI, tying the Marlins record (4th time, last Cody Ross on Sep 11, 2006 vs. NYM)...hit a bases-loaded triple in the 1st inning, and a grand slam in the 3rd inning, both off Roy Halladay...his 7 RBI were the most by a rookie shortstop since Hall of Famer NYG Travis Jackson (8) on Aug 4, 1923 at CIN...they were the most by any rookie since CHC Geovany Soto (7) on Aug 26, 2008 at PIT.
- ◆ Became the fifth rookie in Marlins history to connect for multiple grand slams...hit his second one on Sep 4 at CHC, off Jeff Samardzija.

- ◆ Was on the 15-day DL, April 17-May 2, with a right elbow contusion.
- ◆ In **2012**, was a Pacific League midseason and postseason All-Star and Most Valuable Player for Triple-A Los Vegas...had two stints with the Blue Jays: Aug 4-24 and Aug 26 through the end of the season.
- ◆ Made his major league debut on Aug 4 at OAK, going 0-for-3 with 1 BB...his first career hit came on Aug 7 at TB, a single off James Shields...his first home run came on Aug 28 at NYY, off Phil Hughes.
- ◆ Traded from the Blue Jays to the Marlins in a 12-player trade on Nov 19, the largest deal in Marlins history.
- ◆ Prior to the trade, was ranked by *Baseball America* as the Best Defensive Infielder in the Blue Jays organization for the third consecutive season, and Best Infield Arm for the second straight year...the publication also tabbed him as the Best Defensive Shortstop and Best Infield Arm in the PCL in its Best Tools survey.
- ◆ Ranked by *Baseball America* as the No. 7 prospect in the Marlins system following the season.
- ◆ In **2011**, was an Eastern League midseason and postseason All-Star...promoted to Triple-A in mid-August...ranked by *Baseball America* as the No. 13 prospect in the Blue Jays system following the season for a second consecutive year.
- ◆ Signed by the Blue Jays on April 13, **2010**, and began his professional career with Class-A Dunedin...played multiple seasons with Santiago de Cuba in the Cuban National Series before signing with Toronto.

CAREER HIGHS

HITS	RUNS
4, 6x-last 6/30/17 at BAL	2, 30x-last 8/28/17 at KC
HITTING STREAK	WALKS
13G, 8/5/15 - 8/20/15	2, 9x-last 9/15/17 vs. BOS
HOME RUNS	STRIKEOUTS
1, 22x-last 9/27/17 at NYY	4, 2x-last 6/18/15 at NYY
RBI	STOLEN BASES
7, 5/5/13 at PHI	1, 30x-last 9/30/17 vs. BAL

HOME RUN HIGHLIGHTS

GRAND SLAMS (2)

9/4/13 at CHC (Jeff Samardzija); 5/5/13 at PHI (Roy Halladay)

WALK-OFF (1)

8/2/15 vs. SD (9th inn., Brandon Maurer)



CAREER BATTING

YEAR	CLUB	AVG	G	AB	R	H	2B	3B	HR	RBI	SH	SF	HB	BB-1	SO	SB	CS	GDP	SLG	OBP
2010	Dunedin	.193	41	161	21	31	7	3	1	7	1	0	0	5-0	25	7	0	4	.292	.217
	New Hampshire	.273	61	253	36	69	11	1	3	34	1	5	2	12-0	40	6	3	9	.360	.305
2011	New Hampshire	.235	111	464	58	109	22	6	6	46	4	6	3	25-2	78	19	13	8	.347	.275
	Las Vegas	.389	25	108	16	42	6	2	2	11	0	0	0	8-0	21	1	2	3	.537	.431
2012	Las Vegas	.312	102	443	78	138	20	6	6	63	3	5	1	38-0	86	8	2	14	.424	.363
	Toronto	.254	41	126	10	32	8	0	2	15	5	1	1	4-0	32	0	0	2	.365	.280
2013	Miami	.227	148	543	30	123	14	8	3	42	4	1	0	30-1	96	11	10	19	.298	.267
	Jupiter	.429	2	7	0	3	1	0	0	1	0	0	0	2-0	1	1	0	0	.571	.556
2014	Miami	.276	146	536	53	148	20	10	1	34	4	6	1	26-5	86	7	5	21	.356	.308
	Jupiter	.125	2	8	0	1	1	0	0	0	0	0	0	0-0	1	0	0	0	.250	.125
2015	Miami	.281	130	470	54	132	17	6	5	48	0	4	2	23-4	78	7	2	18	.374	.315
2016	Miami	.236	155	508	52	120	17	6	3	38	2	3	1	33-7	73	1	0	10	.311	.283
2017	Miami	.277	20	65	8	18	2	1	1	6	1	0	0	1-0	9	0	0	1	.385	.288
	Jupiter	.304	8	23	1	7	0	0	0	1	0	0	1	3-0	1	1	1	1	.304	.407
	Jacksonville	.222	3	9	1	2	0	0	0	0	0	0	0	0-0	0	1	0	0	.222	.222
	Tampa Bay	.257	77	265	29	68	12	4	7	24	1	2	1	12-1	58	4	1	6	.411	.289
	Minor League Totals	.272	355	1476	211	402	68	18	18	163	9	16	7	93-2	253	44	21	39	.379	.315
	Major League Totals	.255	717	2513	236	641	90	35	22	207	17	17	6	129-18	432	30	18	77	.345	.291

1: Signed by the Toronto Blue Jays as a free agent, April 13, 2010...signed by Marco Paddy. **2:** Acquired by the Miami Marlins along with RH Henderson Álvarez, RH Anthony DeSclafani, INF Yunel Escobar, OF Jake Marisnick, C Jeff Mathis and LH Justin Nicolino from Toronto in exchange for INF/OF Emilio Bonifacio, C John Buck, LH Mark Buehrle, RH Josh Johnson and INF José Reyes, November 19, 2012. **3:** Acquired by the Tampa Bay Rays from Miami in exchange for RH Ethan Clark and OF Braxton Lee, June 26, 2017.

CAREER FIELDING

YEAR	POSITION	PCT	G	PO	A	E	TC	DP
2012	Third Base	.980	18	8	40	1	49	5
	Shortstop	.959	17	15	32	2	49	12
	Second Base	1.000	8	17	20	0	37	4
2013	Shortstop	.976	148	197	401	15	613	89
2014	Shortstop	.979	146	200	438	14	652	87
2015	Shortstop	.984	130	173	373	9	555	93
2016	Shortstop	.977	153	203	359	13	575	72
2017	Shortstop	.989	96	119	239	4	362	46
Totals	Shortstop	.980	690	907	1842	57	2806	399
	Third Base	.980	18	8	40	1	49	5
	Second Base	1.000	8	17	20	0	37	4

LEFT-RIGHT BREAKDOWN

	2017					CAREER				
	AVG	AB	H	HR	RBI	AVG	AB	H	HR	RBI
vs. Left	.256	82	21	3	7	.266	579	154	8	51
vs. Right	.262	248	65	5	23	.252	1934	487	14	156



| 59 | RIGHT-HANDED PITCHER

Brent Honeywell



BATS
RIGHT

THROWS
RIGHT

HEIGHT
6'2"

WEIGHT
180



BRENT LEE HONEYWELL JR.

MAJOR LEAGUE SERVICE **None**
OPENING DAY AGE **22**
BORN **3/31/95** in **Augusta, GA**
RESIDES **Cochran, GA**

CONTRACT STATUS **Signed through 2018**
ACQUIRED **Selected in Competitive Balance Round B of the 2014 June Draft**
SIGNING SCOUT **Brian Hickman (Rays)**

SOCIAL MEDIA @brent_honeywell @brent_honeywell

X-RAY REPORT

- ◆ His father, Brent Sr., played for three seasons in the Pirates minor league system...Brent Sr. pitched for Saint Leo University under coach Mike Marshall, who won the Cy Young Award as a reliever with the Dodgers in 1974...his father learned how to throw a screwball from Marshall and passed it on to Brent, who began learning the pitch as a 13-year-old...he first unleashed it during a game as a 16-year-old.
- ◆ Growing up, Brent threw bullpen sessions to his father three times a week...on one Friday evening in 10th grade, Brent Sr. simply refused to catch him and said: "If you don't have it figured out by now, you're in trouble"...this was a turning point in his development as a pitcher and forced him to improve by stepping out of his comfort zone.
- ◆ After he was named Most Valuable Player in the Futures Game last July, he had the opportunity to interview softball Olympian Jennie Finch on the field...he believes she is the most highly-decorated athlete he has ever met...he was also excited to meet Jim Leyland, Cliff Floyd and Jerry Manuel as part of his experience in Miami.
- ◆ His younger brother, Carson, is also a pitcher and is signed to attend Walters State CC...the lefty is seeking to eclipse all of Brent's marks with the program.

2017 SEASON

- ◆ Went 13-9 with a 3.49 ERA (136.2-IP, 53-ER) in 26 starts between Double-A Montgomery and Triple-A Durham, earning an April 16 promotion after 2 starts with the Biscuits.

- ◆ Tied for 5th in the minors and led Rays minor leaguers with a career-high 172 SO, the most in the Rays system since Matt Moore (210) in 2011...tied for 2nd among Rays minor leaguers in wins, one shy of José Mujica (14)...ranked 9th in ERA.
- ◆ Led International League starters with a 11.06 SO/9 IP ratio...according to FanGraphs, generated swings-and-misses on 14.3 pct. of his pitches, highest in the league...ranked 2nd in the IL with 152 SO, behind teammate Ryan Yarbrough, and tied for 3rd with 12 wins.



“
 He's a tremendous talent. Probably one of his best tools is his confidence in his ability. ... He's a five-pitch guy. People talk a lot about the screwball, but he's got two or three other major league offerings.

PITCHING COACH **KYLE SNYDER**
| WDAE |



- ◆ Was the starting pitcher for the U.S. team in the Futures Game in July at Marlins Park...became the first pitcher in the 19-year history of the game to win the Larry Doby Award as the game's Most Valuable Player...recorded 4 SO in 2 IP and his only hit allowed was a 2nd-inning single by Rafael Devers.
- ◆ Went 1-0 with a 2.19 ERA (12.1-IP, 3-ER) in 2 IL postseason starts for the Bulls...got no-decision



in the Bulls series-clinching win in Game 4 of the IL Semifinals at Indianapolis (Pirates)... recorded 10 SO and did not allow a run over 6 IP of Game 3 in the Governors' Cup, giving Durham a 2-1 series lead over Scranton/Wilkes-Barres (Yankees).

- ◆ Pitched out of the bullpen in the Bulls win over Memphis (Cardinals) in the Triple-A National Championship Game...did not allow a run in 2.2 IP before giving way to closer Diego Castillo.
- ◆ Named to the Rays Organizational All-Star Team by MLB.com.
- ◆ Ranked by *Baseball America* as the No. 14 overall prospect in the minors following the season, up from No. 30 the year prior...was the No. 1 prospect in the Rays system and No. 4 prospect in the IL...the publication also tabbed him as having the Best Changeup in the IL in its Best Tools survey.

CAREER HIGHLIGHTS

- ◆ Is 31-19 with a 2.88 ERA (416-IP, 133-ER) and 458 SO (9.91 SO/9 IP) in 79 apps (78 starts) across four minor league seasons.
- ◆ In **2016**, named Minor League Pitcher of the Year by the Rays Baseball Operations department...led Rays minor leaguers with a 2.34 ERA (115.1-IP, 30-ER) in 20 starts between Class-A Charlotte (10) and Montgomery (10).
- ◆ Named to the Florida State League midseason All-Star Team...did not pitch.
- ◆ Named the Rays Minor League Pitcher of the Month for April, going 2-0 with a 0.89 ERA (30.1-IP, 3-ER) and 31 SO in 5 starts.

- ◆ Made 5 starts for the Peoria Javelinas in the Arizona Fall League...named to the AFL All-Prospect Team and the AFL Rising Stars Game.
- ◆ Ranked by *Baseball America* as the No. 30 overall prospect in the minors following the season... was the No. 2 prospect in the Rays system, No. 12 prospect in the FSL and No. 7 prospect in the Southern League...the publication also tabbed him as the Best Pitcher and for having the Best Changeup in the FSL in its Best Tools survey.
- ◆ In **2015**, was a Midwest League midseason All-Star for Class-A Bowling Green and earned a June 25 promotion to Charlotte...ranked 4th among Rays minor leaguers with 129 SO.
- ◆ Ranked by *Baseball America* as the Best Pitcher and for having the Best Changeup in the MWL in its Best Tools survey.
- ◆ In **2014**, was named Most Valuable Player for Rookie-level Princeton by the Rays Baseball Operations department...ranked by *Baseball America* as having the Best Control in the organization following the season.

AMATEUR CAREER

- ◆ Selected by the Rays following his freshman season at Walters State CC...went 11-3 with a 2.81 ERA (83.1-IP, 26-ER) and 102 SO, earning second team NJCAA All-American honors.

CAREER PITCHING

YEAR	CLUB	W	L	ERA	G	GS	CG	SHO	SV	IP	H	R	ER	HR	HB	BB-I	SO	WP	BK
2014	Princeton	2	1	1.07	9	8	0	0	0	33.2	19	7	4	1	1	6-0	40	1	0
2015	Bowling Green	4	4	2.91	12	12	0	0	0	65.0	53	27	21	3	4	12-0	76	5	1
	Charlotte	5	2	3.44	12	12	1	1	0	65.1	57	26	25	2	2	15-0	53	1	1
2016	Charlotte	4	1	2.41	10	10	0	0	0	56.0	43	16	15	5	1	11-0	64	1	0
	Montgomery	3	2	2.28	10	10	0	0	0	59.1	51	16	15	4	1	14-0	53	1	0
2017	Montgomery	1	1	2.08	2	2	0	0	0	13.0	4	3	3	1	2	4-0	20	0	0
	Durham	12	8	3.64	24	24	0	0	0	123.2	130	55	50	11	2	31-0	152	7	1
Minor League Totals		31	19	2.88	79	78	1	1	0	416.0	357	150	133	27	13	93-0	458	16	3

1: Selected by the Tampa Bay Rays in Competitive Balance Round B of the 2014 June Draft...signed by Brian Hickman.



| 58 | RIGHT-HANDED PITCHER

Chih-Wei Hu



BATS
RIGHT

THROWS
RIGHT

HEIGHT
6'0"

WEIGHT
220



CHIH-WEI HU (CHEE-way HOO)

MAJOR LEAGUE SERVICE **28 days**
OPENING DAY AGE **24**
BORN **11/4/93** in Taichung, Taiwan
RESIDES **Taichung, Taiwan**
CONTRACT STATUS **Signed through 2018**

ACQUIRED **From the Minnesota Twins in a three-player trade, 7/31/15 (see page 105)**
SIGNING SCOUT **Ken Su and Cary Broder (Twins)**

SOCIAL MEDIA @cwhu1993 @chihwei_hu

X-RAY REPORT

- ◆ Last season, his family watched him pitch in the United States for the first time since signing with the Twins in 2012...he was optioned following his first stint before his family saw him pitch; however, was recalled the next day as Erasmo Ramirez was placed on the paternity list...his family was in attendance for his Tropicana Field debut on May 4 vs. MIA.
- ◆ Chih-Wei became the first Taiwan-born player in Rays history...he was the 12th in major league history, according to Baseball Reference...the only other player in major league history to share his surname is infielder Chin-lung Hu, who played five seasons with the Dodgers (2007-10) and Mets (2011).
- ◆ His favorite pitcher growing up was Félix Hernández.

2017 SEASON

- ◆ Made 6 apps over six stints with the Rays, his first career major league action: April 23–May 2, May 4, May 30, June 10 (G2), Aug 24–27 and Sep 21 through the end of the season.
- ◆ Made his major league debut on April 24 at BAL...became the first Taiwan-born player in Rays history and the 12th in major league history, according to Baseball Reference.
- ◆ On June 10 vs. OAK (G2), took his first career loss, replacing the injured Matt Andriese...his only run allowed was a solo homer to Josh Phegley, and his 4 IP and 5 SO both matched season highs for any Rays reliever in 2017.

- ◆ On Sep 28 at NYY, allowed a solo homer to Greg Bird, his first batter faced in the 4th inning, but recorded his first career win after the Rays 7-run 5th inning.
- ◆ Went 4-1 with a 3.06 ERA (61.2-IP, 21-ER) in 31 regular season apps (4 starts) with Triple-A Durham...was used exclusively out of the bullpen from May through the end of the season, aside from a spot start on Sep 2 at Gwinnett (G2)...went 3-1 with a 2.89 ERA (43.2-IP, 14-ER) in 27 apps as a reliever.
- ◆ Made a pair of scoreless apps in the IL postseason...allowed a run in his inning of work in the Triple-A National Championship Game against Memphis (Cardinals), a 5-3 Bulls win.
- ◆ Ranked by *Baseball America* as the No. 27 prospect in the Rays system following the season...the publication also tabbed him as having the Best Changeup in the organization for a second consecutive year.

CAREER HIGHLIGHTS

- ◆ Made 24 starts with Double-A Montgomery in **2016**...spent the entire season there, aside from an April spot start with Durham...totaled a career-high 25 starts, 147.1 IP and 114 SO.
- ◆ His 2.75 ERA (147.1-IP, 45-ER) between the two levels ranked 4th among Rays minor leaguers.
- ◆ Led the Southern League with a 2.59 ERA...ranked 3rd with a 1.15 WHIP, 5th with a .241 opp avg. and 8th with 107 SO.
- ◆ Named to the SL midseason and postseason All-Star teams.



- Yielded 1 run or fewer in each of his first 6 starts for Montgomery...posted a 0.54 ERA (33.1-IP, 2-ER) through that stretch and entered the All-Star break with a 2.01 ERA (67-IP, 15-ER) through 12 starts.
- Pitched for the World team in the Futures Game in July at Petco Park...pitched a perfect 5th inning with strikeouts of Ryon Healy (Athletics) and Dominic Smith (Mets).
- Ranked by *Baseball America* as the No. 5 prospect in the Rays system following the season.
- Spent most of the **2015** season in the Florida State League with Fort Myers and Charlotte... also made a spot start for Triple-A Rochester... acquired by the Rays along with Alexis Tapia at the trade deadline for Kevin Jepsen.
- Named to the FSL midseason All-Star Team.
- Helped Charlotte win the first FSL championship in team history...started Game 1 of the FSL Finals, recording the win over Daytona (Reds)... recorded 9 SO and did not allow a run in 8 IP.

- Ranked by *Baseball America* as the No. 16 prospect in the Rays system following the season.
- In **2014**, ranked among Twins minor leaguers in ERA (2.15, 8th) and WHIP (0.87, 2nd)...combined to make 13 apps (12 starts) between Rookie-level Elizabethton and Class-A Cedar Rapids.
- Named the Twins Minor League Pitcher of the Month for July, going 5-0 with a 1.24 ERA (36-IP, 5-ER) in 6 starts.
- Pitched for Chinese Taipei at the 2014 Asian Games in Incheon, South Korea...the team lost to South Korea in the Gold Medal game.
- Made his professional debut for the GCL Twins in **2013**.

CAREER PITCHING

YEAR	CLUB	W	L	ERA	G	GS	CG	SHO	SV	IP	H	R	ER	HR	HB	BB-I	SO	WP	BK
2013	GCL Twins	2	0	2.45	12	5	0	0	0	36.2	28	11	10	0	0	8-0	39	2	0
2014	Elizabethton	1	0	1.69	3	3	0	0	0	16.0	7	3	3	0	1	2-0	16	0	1
	Cedar Rapids	7	2	2.29	10	9	0	0	0	55.0	40	20	14	0	1	13-0	48	0	0
2015	Fort Myers	5	3	2.44	15	15	0	0	0	84.2	79	28	23	5	3	19-0	73	3	2
	Rochester	1	0	1.50	1	1	0	0	0	6.0	2	1	1	0	0	4-0	6	0	0
	Charlotte	0	3	7.36	5	4	0	0	1	18.1	23	18	15	1	0	8-0	20	1	0
2016	Montgomery	7	8	2.59	24	24	0	0	0	142.2	128	49	41	7	3	36-1	107	3	1
	Durham	0	1	7.71	1	1	0	0	0	4.2	7	4	4	1	0	2-0	7	0	0
2017	Durham	4	1	3.06	31	4	0	0	2	61.2	59	28	21	9	0	12-0	57	2	0
	Tampa Bay	1	1	2.70	6	0	0	0	0	10.0	5	4	3	2	0	4-0	9	0	0
Minor League Totals		27	18	2.79	102	66	0	0	3	425.2	373	162	132	23	8	104-1	373	11	4
Major League Totals		1	1	2.70	6	0	0	0	0	10.0	5	4	3	2	0	4-0	9	0	0

1: Signed by the Minnesota Twins as a free agent, August 3, 2012...signed by Ken Su and Cary Broder. 2: Acquired by the Tampa Bay Rays along with OF Alexis Tapia from Minnesota in exchange for RH Kevin Jepsen, July 31, 2015.

CAREER FIELDING

YEAR	POSITION	PCT	G	PO	A	E	TC	DP
2017	Pitcher	1.000	6	0	1	0	1	0

LEFT-RIGHT BREAKDOWN

	2017				CAREER			
	AVG	AB	H	HR	AVG	AB	H	HR
vs. Left	.143	14	2	1	.143	14	2	1
vs. Right	.143	21	3	1	.143	21	3	1



| 43 | LEFT-HANDED PITCHER


Dan Jennings

BATS
LEFT

THROWS
LEFT

HEIGHT
6'3"

WEIGHT
210



DANIEL LEE JENNINGS

MAJOR LEAGUE SERVICE **4 years, 171 days**
OPENING DAY AGE **30**
BORN **4/17/87** in Berkeley, CA
RESIDES **Palm Beach Gardens, FL**

CONTRACT STATUS **Signed through 2018**
ACQUIRED **From the Chicago White Sox in exchange for 1B Casey Gillaspie, 7/27/17**
SIGNING SCOUT **Bob Oldis (Marlins)**

SOCIAL MEDIA  @LtDanJennings

X-RAY REPORT

- ◆ Dan and his wife, Courtney, have two daughters, Brooklyn and Rowe...his wife was eight months pregnant with Rowe when Hurricane Irma arrived in Florida.
- ◆ Dan held a variety of offseason jobs while in the minors...he gave pitching lessons, mowed lawns and worked a teeth-whitening booth in the mall...the teeth-whitening stand was unexpectedly shut down by a dental board and owes Dan \$300 to this day.
- ◆ Dan grew up rooting for the San Francisco Giants and purchased a Barry Bonds jersey in middle school...he got the jersey signed when the White Sox visited the Marlins in 2016.
- ◆ Despite a number of competing claims, Dan purports to be the No. 1 table tennis player in the Rays clubhouse.

2017 SEASON

- ◆ Was one of three veteran relievers acquired by the Rays in the days leading up to the July 31 trade deadline, along with Sergio Romo and Steve Cishek...was acquired from the White Sox on July 27 and made his Rays debut that night at NYY.
- ◆ Combined to make a career-high 77 apps between the White Sox (48) and Rays (29), tied for 3rd in the majors and the most among lefties...recorded a 3.45 ERA (62.2-IP, 24-ER) between the two clubs...inherited 56 baserunners, 2nd in the majors to KC Peter Moylan (64).
- ◆ Crafted a 1.15 ERA (15.2-IP, 2-ER) over his final 22 apps with the Rays, beginning Aug 11, and

ended the season on a streak of 13 consecutive scoreless apps...posted a 16.88 ERA (2.2-IP, 5-ER) in his first 7 apps with the Rays, including a season-high 4 runs on Aug 9 vs. BOS.

- ◆ With the Rays, made apps of 0.0 IP (5), 0.1 IP (6), 0.2 IP (6), 1 IP (11) and 1.1 IP (1)...was called upon to face one batter eight times, and failed to record an out in 4 of those apps.
- ◆ 60.9 pct. of his balls in play were grounders, according to Stats LLC, 7th among AL relievers...induced 8 GIDP, 9th among AL relievers.
- ◆ On May 30 vs. BOS, went a career-long 3.2 IP, yielding solo homers to Jackie Bradley Jr. and Xander Bogaerts in the White Sox 13-7 loss.
- ◆ On July 29 at NYY, his second app with the Rays, inherited the bases loaded from Brad Boxberger with no outs in the 9th inning and yielded a walk-off single to Brett Gardner, the sixth time in his career he was on the mound for a walk-off loss.
- ◆ Yielded homers against lefties in consecutive apps, on Aug 27 at STL (Matt Carpenter) and on Aug 29 at KC (Eric Hosmer)...only yielded 2 XBH (1 HR) vs. LHB in his other 75 apps...the homer allowed to Carpenter was the first time in his career he yielded one to his only batter faced.
- ◆ Endured a career-long streak of 9 consecutive apps without a strikeout, July 24–Aug 11.

CAREER HIGHLIGHTS

- ◆ Since the start of the 2015 season, is tied for 3rd among AL relievers having induced 25 GIDP...trails CLE Bryan Shaw (32) and OAK/CLE Dan Otero (28).





BRIAN BLANCO / GETTY IMAGES

- ◆ Over the past two seasons, has held lefties to a .215 avg. (41-for-191).
- ◆ In **2016**, ranked 7th among AL relievers with a 2.08 ERA...established career highs at the time with 64 apps, 60.2 IP and 46 SO (tied)...all of these marks were surpassed in 2017...his 4 wins remain a career high.
- ◆ Allowed 42.0 pct. (21 of 50) of inherited runners to score, 6th-highest in the AL...it was the highest mark by a White Sox lefty since Pablo Torrealba (43.3) in 1978.
- ◆ Crafted a 1.49 ERA (36.1-IP, 6-ER) in 35 apps at home.
- ◆ On May 9 at TEX, earned his first win of the season...induced a double play grounder to end the 10th inning, stranding the potential winning run at third and the White Sox won, 8-4 in 12 innings.
- ◆ On July 20 at SEA, allowed a walk-off solo homer to Leonys Martin.
- ◆ On Aug 9 at KC, recorded his first career save with a game-ending strikeout of Eric Hosmer, his only batter faced.
- ◆ In **2015**, his first season with the White Sox, made 53 apps spanning 56.1 IP despite a June

- stint on the disabled list with inflammation on the left side of his neck.
- ◆ Lowered his season ERA to below 4.00 in the final game of the season...entered the All-Star break with a 7.50 ERA (24-IP, 20-ER) in 23 apps...in the second half, recorded a 1.39 ERA (32.1-IP, 5-ER) in 30 apps.
- ◆ Pitched to a 11.77 ERA (13-IP, 17-ER) in 13 apps from May 3-June 4, including a career-high 6 runs on May 9 vs. CIN (G1), prior to his 15-day DL stint.
- ◆ Yielded a walk-off single to Shin-Soo Choo on June 4 at TEX and a go-ahead, 13th-inning homer to Lorenzo Cain on July 18 vs. KC.
- ◆ Made 47 apps across five stints with the Marlins in **2014**, including his first career Opening Day roster...posted a 0.74 ERA (24.1-IP, 2-ER) at home, lowest in the majors (min. 20 apps).
- ◆ Recorded a streak of 18 IP without allowing an earned run from April 20-July 6.
- ◆ Limited opponents to a .152 avg. (7-for-46) with RISP.
- ◆ Posted a 1.50 ERA (12-IP, 2-ER) over his last 17 apps of the season.
- ◆ Was on the disabled list from Aug 8-31 with a concussion.



- ◆ Traded to the White Sox for André Rienzo following the season.
- ◆ Split the **2013** season between Triple-A New Orleans and Miami...recorded a 1.04 ERA (8.2-IP, 1-ER) over his final 12 apps in the majors.
- ◆ Suffered his first career loss on July 2 at ATL and was charged his first career blown save on July 8 vs. ATL.
- ◆ Pitched a scoreless inning in his major league debut on April 30, **2012** vs. ARI...made 22 apps that season over five stints with Miami.
- ◆ Was called up for his debut after posting a 2.08 ERA (8.2-IP; 2-ER) over his first 9 apps of the season with New Orleans.
- ◆ On May 25 vs. SF, got Aubrey Huff swinging for his first career strikeout...earned his first career win as the Marlins overcame a 3-1 deficit in a 7-6 victory.
- ◆ Split the **2011** season between Double-A Jacksonville and New Orleans...combined to go 5-4 with a 5.27 ERA (56.1-IP; 33-ER)...earned a June 18 promotion to the Triple-A level.
- ◆ Combined to make 9 apps between the Surprise Saguaros (8) and Scottsdale Scorpions (1) in the Arizona Fall League.
- ◆ Ranked by *Baseball America* as the No. 30 prospect in the Marlins system following the season.
- ◆ In **2010** with Jacksonville, he held opponents to a .042 avg. (1-for-24) with 2 outs and RISP... named to the Southern League midseason All-Star Team.
- ◆ Completed a 50-game suspension for violating the Minor League Drug Prevention and Treatment Program.
- ◆ Ranked by *Baseball America* as the No. 16 prospect in the Marlins system following the season...the publication also tabbed him as having the Best Slider in the organization for a second consecutive year.
- ◆ Split the **2009** season between Class-A affiliates Greensboro and Jupiter...joined Jacksonville toward the end of the regular season and for their run to the SL championship.
- ◆ Combined to go 1-2 with a 2.15 ERA (62.2-IP, 15-ER) in the regular season.
- ◆ Underwent an emergency appendectomy during spring training.
- ◆ Ranked by *Baseball America* as the No. 13 prospect in the Marlins system following the season.
- ◆ Began his professional career in **2008** with Short-A Jamestown...named to the New York-Penn League midseason All-Star Team.

AMATEUR CAREER

- ◆ Selected in the ninth round of the 2008 June Draft out of the University of Nebraska...was honorable mention All-Big 12 as a junior, going 6-3 with a 3.39 ERA.
- ◆ Graduated from Valley High School in West Des Moines, Iowa...won consecutive state titles in 2004 and 2005...was first team All-State in 2005, going 9-0 with a 0.85 ERA and a perfect game... was unbeaten (11-0) in his high school career and set a school record with a .482 avg. at the plate.

CAREER HIGHS

LONGEST OUTING

3.2, 2x-last 5/30/17 vs. BOS

STRIKEOUTS

4, 2x-last 7/23/17 at KC

WALKS

4, 5/5/16 vs. BOS

HR ALLOWED

2, 2x-last 5/30/17 vs. BOS

RUNS ALLOWED

6, 5/9/15 vs. CIN (G1)

HITS ALLOWED

4, 4x-last 6/14/16 vs. DET

WIN STREAK

2G, 3x-last 4/14/17 - 4/25/17

LOSS STREAK

4G, 8/20/13 - 5/20/15



CAREER PITCHING

YEAR	CLUB	W	L	ERA	G	GS	CG	SHO	SV	IP	H	R	ER	HR	HB	BB-I	SO	WP	BK
2008	Jamestown	1	4	3.53	13	13	0	0	0	58.2	79	31	23	2	1	18-0	62	4	0
2009	Greensboro	1	2	2.74	34	0	0	0	0	49.1	42	21	15	1	0	21-3	54	8	0
	Jupiter	0	0	0.00	8	0	0	0	6	11.2	5	0	0	0	0	4-0	13	1	0
	Jacksonville	0	0	0.00	3	0	0	0	0	1.2	2	0	0	0	0	1-0	2	0	0
2010	Jacksonville	4	2	2.56	37	0	0	0	0	52.2	49	18	15	0	0	26-1	44	9	0
2011	Jacksonville	4	1	3.16	21	0	0	0	2	25.2	26	11	9	1	0	11-0	29	6	0
	New Orleans	1	3	7.04	24	0	0	0	2	30.2	34	24	24	3	0	17-2	27	1	0
2012	New Orleans	1	3	3.14	42	0	0	0	2	51.2	48	19	18	2	0	16-0	48	6	0
	Miami	1	0	1.89	22	0	0	0	0	19.0	18	5	4	2	2	11-1	8	0	0
2013	New Orleans	4	2	1.80	18	0	0	0	1	25.0	19	8	5	1	0	11-1	25	3	0
	Miami	2	4	3.76	47	0	0	0	0	40.2	39	17	17	1	0	16-2	38	3	0
2014	Miami	0	2	1.34	47	0	0	0	0	40.1	45	11	6	3	0	17-1	38	2	0
	New Orleans	0	0	3.38	6	0	0	0	0	8.0	6	4	3	0	0	7-0	9	0	0
	GCL Marlins	0	0	0.00	1	1	0	0	0	1.0	0	0	0	0	0	1-0	1	0	0
	Jupiter	0	0	0.00	3	3	0	0	0	6.0	3	0	0	0	0	0-0	8	1	0
2015	Chicago-AL	2	3	3.99	53	0	0	0	0	56.1	55	28	25	3	0	24-6	46	4	0
	Charlotte	0	0	3.00	3	0	0	0	0	6.0	6	2	2	0	0	1-0	5	2	0
2016	Chicago-AL	4	3	2.08	64	0	0	0	1	60.2	57	18	14	1	3	28-0	46	4	0
2017	Chicago-AL	3	1	3.45	48	0	0	0	0	44.1	35	20	17	6	1	19-4	38	0	0
	Tampa Bay	0	0	3.44	29	0	0	0	0	18.1	18	7	7	2	0	12-3	13	3	0
Minor League Totals		16	17	3.13	213	17	0	0	13	328.0	319	138	114	10	1	134-7	327	41	0
Major League Totals		12	13	2.90	310	0	0	0	1	279.2	267	106	90	18	6	127-17	227	16	0

1: Selected by the Florida Marlins in the ninth round of the 2008 June Draft...signed by Bob Oldis. 2: Acquired by the Chicago White Sox from Miami in exchange for RH André Rienzo, December 11, 2014. 3: Acquired by the Tampa Bay Rays from Chicago in exchange for 1B Casey Gillaspie, July 27, 2017.

CAREER FIELDING

YEAR	POSITION	PCT	G	PO	A	E	TC	DP
2012	Pitcher	1.000	22	2	2	0	4	1
2013	Pitcher	1.000	47	3	6	0	9	0
2014	Pitcher	.900	47	1	8	1	10	0
2015	Pitcher	.875	53	5	9	2	16	1
2016	Pitcher	.917	64	2	9	1	12	0
2017	Pitcher	1.000	77	2	9	0	11	0
Totals		.935	310	15	43	4	62	2

CAREER BATTING

YEAR	CLUB	AVG	AB	R	H	2B	3B	HR	RBI	SH	SF	HB	BB-I	SO	SB	CS	GDP	SLG	OBP
2012	Miami	.000	1	0	0	0	0	0	0	0	0	0	0-0	0	0	0	0	.000	.000

LEFT-RIGHT BREAKDOWN

	2017				CAREER			
	AVG	AB	H	HR	AVG	AB	H	HR
vs. Left	.213	108	23	3	.257	487	125	6
vs. Right	.240	125	30	5	.250	567	142	12



| 39 | CENTER FIELDER

Kevin Kiermaier

BATS
LEFT

THROWS
RIGHT

HEIGHT
6'1"

WEIGHT
215



KEVIN JAMES KIERMAIER (KEER-my-er)

MAJOR LEAGUE SERVICE **3 years, 131 days**
OPENING DAY AGE **27**
BORN **4/22/90** in Fort Wayne, IN
RESIDES **Tampa, FL**

CONTRACT STATUS **Second year of a six-year contract through 2022 plus one club option for 2023**
ACQUIRED **Selected in the 31st round of the 2010 June Draft**
SIGNING SCOUT **Tom Couston (Rays)**

SOCIAL MEDIA @KKiermaier39

X-RAY REPORT

- ◆ Kevin and his wife, Marisa, were married on Nov 10, 2017 at the Vinoy Renaissance in St. Petersburg...he and both of his brothers were all married within a span of six weeks...the other two weddings were held in Indiana.
- ◆ For his bachelor party, Kevin and his friends spent two days bowfishing in Wisconsin...he acquired a new bow in January and is having a boat built...bowfishing has been one of his hobbies since he was 10 years old, as it was passed down from his father and grandfather.
- ◆ Between his honeymoon to Antigua, his brothers' weddings and the fishing trip in Wisconsin, Kevin tallied over 8,000 miles of air travel during the offseason.
- ◆ A busy schedule prevented him from attending any Purdue games over the offseason, but Kevin maintains his claim as "Tampa's most dedicated Purdue fan"...after two All-American seasons in junior college, he originally signed a letter of intent to play for the Boilermakers before signing with the Rays.
- ◆ Although it is too risky to play full basketball games, Kevin believes his jump shot is still "pure as can be" and estimates he makes 70 percent from deep in gym shoot-arounds.
- ◆ Kevin is also a fan of the Tampa Bay Lightning and served as the #BoltsSocial captain on Jan 18...he was also invited to participate in some of the NHL All-Star Game events in town.

- ◆ His older brother, Dan, was promoted to assistant head groundskeeper for the Cubs this offseason.

2017 SEASON

- ◆ Established a career high in home runs for a third consecutive year...went from a career-high-tying 10 HR in 2015 to 12 HR in 2016 and 15 HR in 2017.
- ◆ Is one of eight AL players with double-digit homers and steals in each of the last three seasons and one of three AL outfielders to do that, along with BOS Mookie Betts and LAA Mike Trout...he and Steven Souza Jr. became the first Rays players with a 15-HR, 15-SB season since Melvin Upton Jr. in 2012.
- ◆ Is the first Ray with three straight seasons of 15 SB since Desmond Jennings (4) from 2011-14.
- ◆ Appeared in 98 games with 95 starts, all in center field, including 32 starts against left-handed starters...was on the disabled list from June 9-Aug 17 (right hip fracture), missing 61 games...the Rays went 29-32 (.475) during his disabled list stint, compared to 14-34 (.292) in 2016 when he missed 48 games with a fractured hand.
- ◆ After being reinstated from the 60-day DL, hit .306/.352/.517 (45-for-147) with 5 2B, 1 3B, 8 HR and 19 RBI in 36 games (35 starts)...hit leadoff in all 35 of those starts.
- ◆ Ended the season having reached base safely in a career-high 20 straight starts.



- Hit .314/.357/.551 (77-for-245) with 14 HR and 32 RBI over his last 61 games (60 starts), starting May 12.
- Hit 3 leadoff home runs, all after returning from the disabled list...his first was Aug 20 vs. SEA and its estimated distance, according to StatCast, was 443 feet, his longest since StatCast data is available (2015).
- Twice homered in 3 straight games: May 30–June 2 at TEX/SEA and Sep 12-15 vs. NYY/BOS.
- According to FanGraphs, ranked 4th in the majors, 3rd among outfielders and 2nd among center fielders with 22 Defensive Runs Saved... since his rookie season in 2014, has 90 DRS (in 3,175 innings), tops among all outfielders and 2nd among all major league fielders...achieved this despite spending 109 games on the disabled list over the last two seasons.

DEFENSIVE RUNS SAVED LEADERS, MLB, 2017

NAME, TEAM	POS.*	INNINGS	DRS
Andrelton Simmons, LAA	SS	1,369.2	32
Mookie Betts, BOS	RF	1,389.1	31
Byron Buxton, MIN	CF	1,143.0	24
Kevin Kiermaier, TB	CF	829.2	22

DEFENSIVE RUNS SAVED LEADERS, MLB, 2014–17

NAME, TEAM	POS.*	INNINGS	DRS
Andrelton Simmons, ATL/LAA	SS	4,971.0	103
Kevin Kiermaier, TB	CF	3,175.0	90
Jason Heyward, ATL/STL/CHC	RF	4,483.0	80
Nolan Arenado, COL	3B	5,049.2	74

* PRIMARY POSITION PLAYED (DRS TOTALS ALL POSITIONS)

- Despite his 22 DRS, his 6 errors ranked 3rd among major league center fielders...all 6 came from April 26–June 8, matching his total from his previous 235 games...three of his errors led to "little league home runs"...made 3 errors in the 4-game series from May 8-11 vs. KC.
- On March 20, signed a six-year contract with a club option for 2023...the deal was worth a guaranteed \$53.5 million and could raise to \$66.15 million with the option and incentives.
- Made his third consecutive Opening Day roster, all starts in center field.
- On April 9 vs. TOR, was ejected by home plate umpire Mike Muchlinski for arguing balls and strikes, his first career ejection.
- On April 19 vs. DET, his 4 runs were a career high and the most by a Ray since Wil Myers exactly three years prior—on April 19, 2014 vs. NYY.

- On May 17 at CLE, robbed Jason Kipnis of a homer to clinch a 7-4 victory, his fourth home run robbery since the start of 2014...according to ESPN.com's Mark Simon, it was the first game-ending home run robbery for the Rays since Baseball Info Solutions began tracking robbed homers in 2003.
- On May 31 at TEX, his 9th-inning solo homer was the sixth time in franchise history there was a game-tying homer with two outs in the 9th inning, first since Dan Johnson on Sep 28, 2011 vs. NYY ("Game 162")...it was the first time the Rays did that on the road since Ty Wigginton on April 22, 2006 at TEX.
- On Aug 23 vs. TOR, homered in consecutive at-bats, in the 3rd and 5th innings off Marcus Stroman, for the second multi-HR game of his career (also Sep 8, 2016 at NYY).
- On Sep 15 vs. BOS, made a diving catch in the 9th inning and leaping catch in the 10th, robbing Jackie Bradley Jr. and Mookie Betts of extra-base hits...homered in the 14th inning, the third time in club history there was a game-tying homer in extras (last Desmond Jennings, Aug 4, 2011 vs. TOR, 10th inning) and the latest in a game the Rays ever got one...the Rays lost 13-6 in 15 innings.
- On Sep 24 at BAL, homered on the first pitch of the game, the ninth time that happened in franchise history and first since Desmond Jennings on April 16, 2013 at BAL.

CAREER HIGHLIGHTS

- In 2016, established career highs with 21 SB and 40 BB despite missing 48 games with a fractured left hand...his 12 HR and .331 OBP were both career highs at the time...the Rays went 14-34 (.292) in his absence, compared to 48-54 (.471) in his 102 starts.
- For the second straight year, claimed the Rawlings AL Gold Glove Award for center field...won the award over finalists TOR Kevin Pillar and BOS Jackie Bradley Jr. ...joined third baseman Evan Longoria as the only players in franchise history to win multiple Gold Glove awards.
- His 25 Defensive Runs Saved led all major league center fielders and ranked 2nd among all players behind BOS Mookie Betts (32), according to FanGraphs.
- Joined SEA Ichiro Suzuki (2001-02) as the only AL outfielders to win a Gold Glove in each of their first two full seasons in the majors, dating back to when the awards were first presented in 1957.
- Is one of eight players to win a Gold Glove after being drafted in the 30th round or later and the



sixth of those players—but only outfielder—to win it more than once.

- ◆ Returned from the disabled list for the Rays first game after the All-Star break...in the second half, his 7 outfield assists tied HOU Jake Marisnick for most among AL center fielders and his 175 putouts ranked 2nd to SEA Leonys Martin (192).
- ◆ Led the Rays with 5.5 Wins Above Replacement, which accounts for offensive, defensive and baserunning contributions.
- ◆ Moved into the No. 2 spot in the batting order on Aug 2, and from that date through season's end he hit .278/.350/.434 (55-for-198) with 31 runs, 8 2B, 1 3B, 7 HR, 19 RBI, 17 BB, 5 HBP and 12 SB in 52 games.
- ◆ In his final 27 games beginning Aug 31, hit .311/.393/.495 (32-for-103) with 18 runs, 2 2B, 1 3B, 5 HR, 11 RBI, 9 BB, 5 HBP and 8 SB...raised his season avg. from .221 to .246 and his season OBP from .306 to .331 over this span.
- ◆ Recorded 21 SB on 24 attempts (87.5 pct.), 3rd-best rate in the AL (min. 20 attempts) behind MIN Brian Dozier (90.0) and CLE Rajai Davis (87.8)...it was also the 3rd-best rate in Rays history behind Desmond Jennings (93.9) in 2012 and Ben Zobrist (88.9) in 2010...was successful on 19 of his last 20 attempts.
- ◆ Began his season batting .154 (4-for-26) over his first 10 games, without an extra-base hit...his first extra-base hit came on April 17 vs. CWS and began a streak of 6 games with one, tied for the 2nd-longest streak in club history...Evan Longoria went 8 straight games in Sep 2009.
- ◆ On April 19 at BOS, homered in the 10th inning off Matt Barnes to break a scoreless tie in the Rays 3-0 win...it was the Rays first extra-inning win since June 3, 2015 at LAA, ending an 11-game losing streak in extra-inning games.
- ◆ On May 21 at DET, sustained two fractures in his left hand while diving for James McCann's single in the 5th inning...underwent surgery on May 24 in St. Petersburg, performed by Dr. Doug Carlan...played in 2 rehab games for Class-A Charlotte and was reinstated from the disabled list on July 15 vs. BAL.
- ◆ Compiled a career-long 13-game hitting streak from Aug 27-Sep 9, batting .407 (22-for-54).
- ◆ On Sep 8 at NYY, recorded the first multi-HR game of his career with a pair of solo shots off CC Sabathia in his first two trips to the plate...became the first Rays left-handed hitter with 2 HR vs. LHP in the same game since Johnny Damon on Aug 29, 2011 at TOR...also became

the first player in club history with a 4-hit, 2-HR game against the Yankees.

- ◆ On Sep 16 at BAL, robbed Hyun Soo Kim of a potential grand slam in the 7th inning as the ball deflected off his glove and fell to the warning track for an RBI single.
- ◆ In 2015, made 131 starts (129-CF, 2-RF) and claimed his first Rawlings Gold Glove Award...won the award over finalists TOR Kevin Pillar and LAA Mike Trout...was later announced as the Rawlings AL Platinum Glove Award winner as the best defender at any position...named Defensive Player of the Year in the 2015 Esurance MLB Awards.

66

If it's not caught [by Kiermaier], then literally nobody in the world would have caught it. He's the best defender in the world at his position, maybe at any position. That's a fact.

RAY'S PITCHER CHRIS ARCHER

99

- ◆ Led all major league players with 42 Defensive Runs Saved—the highest mark since 2003, when Baseball Info Solutions started tracking it...he nearly doubled the total of the next-closest AL player, TOR Kevin Pillar (22), despite playing 193.1 fewer innings.
- ◆ Ranked 3rd in the AL with 7.4 Wins Above Replacement (WAR), trailing only LAA Mike Trout (9.4) and TOR Josh Donaldson (8.8)...only two players in Rays history have posted a higher WAR: Ben Zobrist (8.7 in 2011, 8.6 in 2009) and Evan Longoria (8.1 in 2010).
- ◆ Led major league center fielders with 15 outfield assists, one shy of Melvin Upton Jr.'s club record (2008).
- ◆ On Aug 31 at BAL, robbed Manny Machado of a leadoff homer in the 1st inning...just two weeks earlier, on Aug 14 at TEX, he robbed Prince Fielder.
- ◆ Led the team with 12 3B and 18 SB...his 12 3B were 2nd in the majors to MIN Eddie Rosario (15)...Kiermaier, Rosario, HOU Evan Gattis and ARI David Peralta were the only major leaguers with at least 10 HR and 10 3B.
- ◆ Became the first player to reach 20 HR and 20 3B in his first two seasons since PIT Gus Bell



in 1951...remains one of two active players to reach 20 3B in his first two seasons, joining DET Austin Jackson (2010-11).

- ◆ Became the first player with 20 3B and 20 outfield assists in his first two seasons since SD Gene Richards in 1978.
- ◆ On April 24 vs. TOR, he circled the bases on an error by Steve Tolleson...according to the Elias Sports Bureau, he was the first player in club history to score on a four-base error and the first to do it in the majors since NYM Jason Bay on April 21, 2011 vs. HOU.
- ◆ Hit the Rays only extra-inning home run, a solo shot in a 10-inning, 6-5 win on June 3 at LAA off Huston Street...recorded his first walk-off RBI on Sep 20 vs. BAL, when he delivered a two-out infield single in the 9th inning off Zach Britton.
- ◆ For the second straight year, was the winner of the MLB Alumni Association's Rays Heart and Hustle Award...the award honors active players who demonstrate a passion for the game of baseball and best embody the values, spirit and tradition of the game...the Heart and Hustle Award is also the only award in MLB that is voted on by former players...in 2014 was just the second Rays rookie to be nominated, joining Brendan Harris (2007).
- ◆ Appeared in 108 games as a rookie in 2014, including 89 starts (47-RF, 32-CF)...led the team with 8 3B...min. 100 games, his .450 SLG and .765 OPS both ranked 1st...opened the season with Triple-A Durham and saw two brief stints in the majors (April 11-12 and May 17-21) before being recalled for good on May 28.
- ◆ Was one of three finalists for the Rawlings AL Gold Glove Award for right field, won by BAL Nick Markakis...was one of three rookies chosen as a Gold Glove finalist, along with CIN Billy Hamilton and BOS Jackie Bradley Jr.
- ◆ Selected to *Baseball America's* All-Rookie Team, alongside outfielders HOU George Springer and CIN Billy Hamilton.
- ◆ His 8 3B led AL rookies and were the most by a Rays rookie since Akinori Iwamura posted a club-rookie-record 10 3B in 2007.
- ◆ Only one other Rays rookie has ever achieved his combination of triples (8) and home runs (10): Rocco Baldelli (11-HR, 8-3B) in 2003.
- ◆ Min. 100 games, his .450 SLG ranked 3rd among AL rookies, trailing CWS José Abreu (.581) and MIN Danny Santana (.472)...it was the highest by a Rays rookie since Evan Longoria (.531) in 2008.



JIM MCISAAC / GETTY IMAGES

- ◆ Collected his first major league hit on May 17 at LAA, an infield single off C.J. Wilson...the next day hit his first career homer, a 2-run, opposite-field shot in the 7th inning off Mike Morin...earlier in that game made a leaping catch against the right-center field wall to rob Erick Aybar of extra bases and earn the top Web Gem on ESPN's *Baseball Tonight*.
- ◆ Hit an inside-the-park home run on May 31 at BOS, the first player to do so within his first 10 major league games since CWS Joe Borchard in 2002...became the first visiting player to hit an inside-the-park home run at Fenway Park since BAL David Newhan on July 21, 2004.
- ◆ On July 9 vs. KC, went 4-for-4 with a grand slam, the first Rays rookie ever to record 4 hits and a slam...became the first rookie since data is available (1913) with 4 hits and a grand slam from the No. 9 spot.
- ◆ On April 12 at CIN, in his first major league start, threw out Joey Votto at home...the assist preserved a 1-0 lead for Alex Cobb and the Rays held on to win by the same score.



- Claimed the No. 1 spot on ESPN SportsCenter's Top 10 Plays twice in a span of 10 days...on June 11 vs. STL, his bases-loaded, inning-ending diving catch in right-center field robbed Peter Bourjos and preserved the lead...on June 20 vs. HOU, dove for a George Springer foul ball near the Rays bullpen.
- Despite playing only 34 games for Durham, was ranked by *Baseball America* as the Best Defensive Outfielder in the International League in its Best Tools survey.
- In **2013**, played in 2 games for the Rays, both as a late-inning defensive replacement: the Game 163 tiebreaker at TEX and the AL Wild Card Game at CLE...was not on the ALDS roster.
- Selected off the Durham roster on Sep 30, the day of Game 163...became the first player to make his major league debut in a single-game tiebreaker and just the second to make his major league debut in his team's 163rd game of a season or later, according to the Elias Sports Bureau...the other was NYY Elvio Jiménez in their 164th and final game of the 1964 season.
- Caught Joe Maddon's attention in spring training when he delivered a 2-run double in the Rays spring home opener and hustled into second base after being accidentally tripped by the first baseman...was a minor league call up that day as the Rays played split-squad games.
- Spent most of the season at Double-A Montgomery before a late-July promotion to Durham...hit a combined .295 (150-for-508) with 89 runs and 21 SB in 136 games...named to the Southern League midseason and postseason All-Star teams.
- Named Most Valuable Player for Montgomery by the Rays Baseball Operations department, batting .307 (114-for-371) in 97 games...missed out on the SL batting title by just .001, trailing Justin Greene of Mobile (Diamondbacks).
- Combined for 15 3B, tied for 4th in the minors.
- Started all 8 of the Bulls postseason games and scored a team-high 6 runs...delivered a two-run homer and RBI single in the Bulls 7-0 win at Pawtucket (Red Sox), clinching the Governors' Cup.
- Named Defensive Player of the Year by the Rays Baseball Operations department for a second consecutive year...ranked by *Baseball America* as the No. 10 prospect in the Rays system following the season...the publication also tabbed him as the Best Defensive Outfielder and Best Outfield Arm in the organization.

- Started the **2012** season with Class-A Charlotte, but missed 63 games due to a pair of injuries...broke his left middle finger on a bunt attempt in the second game of the season...returned in June, but 10 days later broke the hamate bone in his right hand on a swing...after rehabbing with the GCL Rays, he got a late-season promotion to Durham.
- In **2011**, recorded a career-high 27 SB for Class-A Bowling Green...ranked by *Baseball America* as the Best Defensive Outfielder in the organization following the season...in **2010** hit a team-high .303 for Rookie-level Princeton...his 7 3B ranked 2nd in the Appalachian League.

AMATEUR CAREER

- Selected in the 31st round (941st overall) of the 2010 June Draft...only four players in club history have been drafted later and reached the majors with the Rays: Ryan Garton (34th round in 2012), Joey Gathright (32nd round in 2001), Chad Gaudin (34th round in 2001) and Travis Phelps (89th round in 1996).
- In 2010, as a sophomore at Parkland College in Champaign, Ill., he hit .426 with 17 HR, 71 RBI and 91 runs in 56 games while the Cobras finished 5th in the nation with a 50-13 record.
- As a freshman in 2009, hit .429 with 13 3B, 13 HR, 50 RBI and 84 runs in 54 games...the Cobras won the National Junior College championship with a 49-9 mark.

CAREER HIGHS

HITS	WALKS
4, 2x-last 9/8/16 at NYY	2, 13x-last 8/28/17 at KC
HITTING STREAK	STRIKEOUTS
13G, 8/27/16 - 9/9/16	4, 2x-last 5/29/17 at TEX
RBI	STOLEN BASES
4, 7/9/14 vs. KC	2, 8x-last 9/30/17 vs. BAL
RUNS	
4, 4/19/17 vs. DET	

HOME RUN HIGHLIGHTS

GRAND SLAMS (1)
7/9/14 vs. KC (Yordano Ventura)
MULTI-HR GAMES (2)
2 - 8/23/17 vs. TOR; 9/8/16 at NYY
LEADOFF (3)
9/24/17 at BAL (Chris Tillman); 9/12/17 vs. NYY (Sonny Gray); 8/20/17 vs. SEA (Yovani Gallardo)
INSIDE-THE-PARK (1)
5/31/14 at BOS (Alex Wilson)



CAREER BATTING

YEAR	CLUB	AVG	G	AB	R	H	2B	3B	HR	RBI	SH	SF	HB	BB-I	SO	SB	CS	GDP	SLG	OBP
2010	Princeton	.303	57	218	44	66	8	7	2	16	1	0	3	24-2	54	17	5	4	.431	.380
2011	Bowling Green	.241	120	402	54	97	11	8	4	39	9	3	8	37-0	99	27	10	3	.338	.316
2012	Charlotte	.260	57	177	16	46	7	6	0	12	7	0	2	26-0	38	10	4	1	.367	.361
	GCL Rays	.167	2	6	0	1	0	0	0	0	0	0	0	0-0	2	0	0	0	.167	.167
	Durham	.333	4	9	2	3	0	0	0	1	0	0	0	3-0	1	0	0	0	.333	.500
2013	Montgomery	.307	97	371	65	114	14	9	5	28	4	3	8	31-3	61	14	11	3	.434	.370
	Durham	.263	39	137	24	36	7	6	1	13	0	1	2	14-0	26	7	1	0	.423	.338
2014	Durham	.305	34	128	28	39	7	2	3	13	2	1	0	12-0	23	11	1	1	.461	.362
	Tampa Bay	.263	108	331	35	87	16	8	10	35	5	2	3	23-2	71	5	4	3	.450	.315
2015	Tampa Bay	.263	151	505	62	133	25	12	10	40	2	2	2	24-0	95	18	5	7	.420	.298
2016	Tampa Bay	.246	105	366	55	90	20	2	12	37	0	1	7	40-1	74	21	3	5	.410	.331
	GCL Rays	.000	1	2	0	0	0	0	0	0	0	0	0	1-0	1	0	0	0	.000	.333
	Charlotte	.667	2	3	2	2	1	0	0	0	0	0	0	2-0	0	0	0	0	1.000	.800
2017	Tampa Bay	.276	98	380	56	105	15	3	15	39	4	1	5	31-2	99	16	7	3	.450	.338
	Charlotte	.125	7	24	2	3	1	1	0	1	0	0	0	2-0	7	0	1	0	.250	.192
Minor League Totals		.276	420	1477	237	407	56	39	15	123	23	8	23	152-5	312	86	33	12	.397	.351
Major League Totals		.262	463	1582	208	415	76	25	47	151	11	6	17	118-5	339	60	19	18	.431	.319

1: Selected by the Tampa Bay Rays in the 31st round of the 2010 June Draft...signed by Tom Coustoun.

POSTSEASON BATTING

YEAR	SERIES	CLUB	AVG	G	AB	R	H	2B	3B	HR	RBI	SH	SF	HB	BB-I	SO	SB	CS	GDP	SLG	OBP
2013	ALWC	TB vs. CLE	-	1	0	0	0	0	0	0	0	0	0	0	0-0	0	0	0	0	-	-

CAREER FIELDING

YEAR	POSITION	PCT	G	PO	A	E	TC	DP
2013	Center Field	-	1	0	0	0	0	0
2014	Right Field	.966	68	137	3	5	145	1
	Center Field	.990	42	100	2	1	103	1
	Left Field	-	1	0	0	0	0	0
2015	Center Field	.988	148	410	15	5	430	3
	Right Field	1.000	2	2	0	0	2	0
2016	Center Field	.993	104	264	7	2	273	1
2017	Center Field	.976	97	242	5	6	253	1
Totals	Center Field	.987	392	1016	29	14	1059	6
	Right Field	.966	70	139	3	5	147	1
	Left Field	-	1	0	0	0	0	0

LEFT-RIGHT BREAKDOWN

	2017					CAREER				
	AVG	AB	H	HR	RBI	AVG	AB	H	HR	RBI
vs. Left	.255	141	36	4	20	.245	441	108	9	48
vs. Right	.289	239	69	11	19	.269	1141	307	38	103



| 36 | RIGHT-HANDED PITCHER

Andrew Kittredge

BATS
RIGHT

THROWS
RIGHT

HEIGHT
6'1"

WEIGHT
235



ANDREW MICHAEL KITTREDGE

MAJOR LEAGUE SERVICE **40 days**
OPENING DAY AGE **28**
BORN **3/17/90** in **Spokane, WA**
RESIDES **Seattle, WA**

CONTRACT STATUS **Signed through 2018**
ACQUIRED **From the Seattle Mariners in a five-player trade, 11/18/16 (see page 117)**
SIGNING SCOUT **Joe Ross (Mariners)**

SOCIAL MEDIA @amkittredge @a_kittredge15

X-RAY REPORT

- ◆ Andrew and his wife, Tobey, were married on Nov 11, 2017 at a small dairy farm called The Red Barn Farm near Redmond, Wash.
- ◆ For his work last season with Triple-A Durham, he made the International League midseason All-Star Team—the first All-Star selection of his career...the game was held in Tacoma, Wash., allowing 10-15 of his family members to attend.
- ◆ Andrew grew up in Spokane, Wash., playing ice hockey on nearby ponds...he shares a hometown with Tampa Bay Lightning center Tyler Johnson.
- ◆ Andrew is the youngest of seven children...he has five sisters and one brother.
- ◆ While playing in the Australian Baseball League during the 2012-13 offseason, Andrew and a few teammates were leaving the stadium at night and discovered a huntsman spider on the trunk handle of his car...the species possesses an average leg span of five inches.

2017 SEASON

- ◆ Was with the Rays for four stints, his first career major league action: July 17-23, July 26-27, Aug 23 and Sep 3 through season's end.
- ◆ Recorded a 1.76 ERA (15.1-IP, 3-ER) in 15 apps... posted a 0.87 ERA (10.1-IP, 1-ER) in 10 apps during his final stint, and ended the season on a streak of 8 consecutive scoreless apps.
- ◆ Made his major league debut on July 18 at OAK (0.2-IP, 1-H, 0-R/ER)...struck out Jaycob Brugman, his first batter faced.
- ◆ Allowed a total of 4 runs (1 unearned), including 3 runs scoring on a pair of homers...on July 27 at

NY Yankees, yielded a walk-off, 11th-inning solo homer to Brett Gardner...on Sep 4 vs. MIN, allowed a 2-run homer Brian Dozier.

- ◆ Became the second rookie in franchise history to allow a walk-off homer against the Yankees, following Steve Geltz on July 3, 2015.
- ◆ Went 6-1 with a 1.45 ERA (68.1-IP, 11-ER) in 41 apps (2 starts) with Durham...did not allow a run in his last 13 apps...named to the IL midseason All-Star Team.
- ◆ Was a non-roster invite to Rays spring training.

CAREER HIGHLIGHTS

- ◆ Split the **2016** season between Double-A Jackson and Triple-A Tacoma...combined for a 3.50 ERA (72-IP, 28-ER) in 37 apps (5 starts)...had two stints with both clubs, but was with Tacoma from July 1 through season's end.
- ◆ Posted a 3.02 ERA (56.2-IP, 19-ER) in 32 relief apps, compared to 6.46 ERA (15.1-IP, 9-ER) in 5 starts...averaged 10.50 SO/9 IP.
- ◆ Made 2 apps for the Peoria Javelinas in the Arizona Fall League and 6 apps for the Aguilas Cibaenas in the Dominican Winter League.
- ◆ Acquired by the Rays from the Mariners in a five-player trade on Nov 18.
- ◆ In **2015**, had four stints with Tacoma and three stints with Jackson...only made 1 app in April due to a left oblique muscle strain...combined for a 4.32 ERA (75-IP, 36-ER) in 36 apps (3 starts).
- ◆ In **2014**, his 12.2 SO/9 IP with Class-A High Desert led California League relievers...combined for 117 SO in 89.2 IP (11.74 SO/9 IP) across



three levels, tied for 4th among Mariners minor leaguers.

- On July 1 at Rancho Cucamonga (Dodgers), recorded 5 SO in the 8th inning, the first full-season minor leaguer to do that since 2011...two other times in 2014 he logged 4 SO in a single inning.
- Compiled a career-high 6.39 ERA (62-IP, 44-ER) between three affiliates in **2013**...began the 2012 season with Class-A Clinton of the Midwest League...made 22 apps for the Adelaide Bite in the Australian Baseball League.

AMATEUR CAREER

- Signed by the Mariners on Aug 21, 2011 as a non-drafted free agent...previously selected by the Mariners in the 45th round of the 2008 June Draft, but did not sign...pitched for the University of Washington from 2009-11.

CAREER HIGHS

LONGEST OUTING

1.2, 8/23/17 vs. TOR

STRIKEOUTS

2, 3x-last 9/29/17 vs. BAL

WALKS

1, 6x-last 9/26/17 at NYY

HR ALLOWED

1, 2x-last 9/4/17 vs. MIN

RUNS ALLOWED

2, 9/4/17 vs. MIN

HITS ALLOWED

3, 7/19/17 at OAK

CAREER PITCHING

YEAR	CLUB	W	L	ERA	G	GS	CG	SHO	SV	IP	H	R	ER	HR	HB	BB-I	SO	WP	BK
2011	Everett	0	0	4.50	1	0	0	0	0	2.0	3	1	1	0	0	1-0	2	0	0
2012	Clinton	1	0	0.84	5	0	0	0	1	10.2	8	1	1	1	0	1-0	16	1	1
	Jackson	0	0	1.80	4	0	0	0	0	5.0	5	3	1	1	0	4-0	2	0	0
	High Desert	2	1	5.81	16	0	0	0	0	26.1	32	17	17	4	1	9-0	25	2	0
2013	Jackson	1	3	6.23	17	0	0	0	0	21.2	39	16	15	0	1	12-2	27	0	0
	Tacoma	0	0	7.27	10	1	0	0	0	17.1	24	14	14	3	0	9-0	8	2	0
	High Desert	0	2	5.87	14	0	0	0	1	23.0	28	17	15	6	2	3-0	23	1	0
2014	High Desert	6	1	4.35	42	0	0	0	8	82.2	91	47	40	11	2	25-1	112	7	0
	Jackson	0	0	6.75	3	0	0	0	0	4.0	6	4	3	0	0	6-0	3	1	0
	Everett	1	0	0.00	1	0	0	0	0	3.0	1	0	0	0	0	0-0	2	1	0
2015	Tacoma	0	1	5.31	21	2	0	0	0	42.1	46	25	25	5	1	18-0	29	3	0
	Jackson	2	1	3.03	15	1	0	0	0	32.2	29	12	11	1	0	11-0	31	0	0
2016	Jackson	1	1	3.44	14	4	0	0	0	34.0	37	17	13	0	1	10-0	37	2	3
	Tacoma	2	2	3.55	23	1	0	0	7	38.0	39	18	15	5	0	9-0	47	0	0
2017	Durham	6	1	1.45	41	2	0	0	2	68.1	49	14	11	2	0	16-1	78	4	0
	Tampa Bay	0	1	1.76	15	0	0	0	0	15.1	13	4	3	2	0	6-1	14	1	0
Minor League Totals		22	13	3.99	227	11	0	0	19	411.0	437	206	182	39	8	134-4	442	24	4
Major League Totals		0	1	1.76	15	0	0	0	0	15.1	13	4	3	2	0	6-1	14	1	0

1: Signed by the Seattle Mariners as a non-drafted free agent, August 21, 2011... signed by Joe Ross. 2: Acquired by the Tampa Bay Rays along with 1B Dalton Kelly and RH Dylan Thompson from Seattle in exchange for INF/OF Richie Shaffer and INF/OF Taylor Motter, November 18, 2016.

CAREER FIELDING

YEAR	POSITION	PCT	G	PO	A	E	TC	DP
2017	Pitcher	1.000	15	1	1	0	2	0

LEFT-RIGHT BREAKDOWN

	2017				CAREER			
	AVG	AB	H	HR	AVG	AB	H	HR
vs. Left	.200	20	4	1	.200	20	4	1
vs. Right	.231	39	9	1	.231	39	9	1



| 13 | INFILDER

Brad Miller

BATS
LEFT

THROWS
RIGHT

HEIGHT
6'2"

WEIGHT
215



BRADLEY AUSTIN MILLER

MAJOR LEAGUE SERVICE **4 years, 94 days**
OPENING DAY AGE **28**
BORN **10/18/89** in **Orlando, FL**
RESIDES **Windermere, FL**

CONTRACT STATUS **Signed through 2018**
ACQUIRED **From the Seattle Mariners in a six-player trade, 11/5/15 (see page 121)**
Signing Scout **Garrett Ball (Mariners)**

X-RAY REPORT

- ◆ The proud Clemson University alum and die-hard Tigers fan hopes to some day do a college football tour of the sport's top venues...he wants to see games at Michigan, Ohio State and Penn State in the future.
- ◆ Brad, the younger of two children, grew up a few blocks from Ken Griffey Jr.'s house in Windermere, Fla.
- ◆ His father, Steve, played baseball at the University of Northern Iowa, where he earned a degree in finance and has gone on to a successful business career...his sister, Megan, was a softball standout in high school and now works as a photojournalist in Los Angeles.
- ◆ Brad was the first player to ever hit 2 HR in a game off Chris Archer...he did it for the Mariners on Aug 13, 2013, in his first game at Tropicana Field...Ben Zobrist also hit 2 HR in that same game for the Rays...coincidentally, seven years earlier a 16-year-old Miller witnessed Zobrist's first career homer at Tropicana Field.

2017 SEASON

- ◆ Hit a career-low .201 (68-for-338) in 110 games (96 starts; 87-2B, 9-DH)...hit 9 HR, his fewest since his rookie season in 2013 (8), on the heels of a 30-HR season in 2016...recorded a career-high 63 BB to finish with a .327 OBP.
- ◆ Missed a combined 42 games due to a pair of disabled list stints...was on the 10-day DL for 15 games (May 16-31) with a left abdominal strain and 27 games (June 7-July 6) with a right groin strain.

- ◆ His .201 avg. was the 3rd-lowest in franchise history (min. 300 AB), ahead of Carlos Peña in 2012 (.197) and 2010 (.196).
- ◆ Walked once every 6.46 PA, 4th-highest rate in the AL (min. 300 PA) and the highest by a Ray since Carlos Peña (6.32) in 2008.
- ◆ Among second basemen, his 11 errors tied for 3rd-most in the AL and were the most by a Ray since Melvin Upton Jr. (12) in 2007...made 10 errors in 198 chances through July 14 for a .949 fielding pct., compared to 1 error in 159 chances after that (.994 fielding pct.).
- ◆ Hit .320/.345/.640 (8-for-25) with 2 2B, 2 HR and 9 RBI in his last 8 games (all starts) beginning Sep 19, increasing his season avg. from .192 to .201...totaled only 3 RBI in his previous 26 games (20 starts) from Aug 18-Sep 17.
- ◆ Made his fourth consecutive Opening Day roster (2014-15 with Seattle, 2016 with Tampa Bay)...started at second base and hit cleanup.
- ◆ Struck out in 13 straight games to begin the season, setting a club record (min. 1 AB or SF).
- ◆ On April 8 vs. TOR, drew a bases-loaded walk for the first walk-off plate appearance of his career...according to the Elias Sports Bureau, he became the first Rays player whose first walk-off RBI came via walk.
- ◆ On April 14 at BOS, finished a double shy of the cycle...marked the fourth time in club history a Ray recorded a triple and homer in the same game at Fenway Park, and first time since Sam Fuld on April 11, 2011 (2-2B, 1-3B, 1-HR).
- ◆ During the four-game series from April 14-17 at BOS, became the first Ray in franchise history to ever triple twice in a series at Fenway Park.



- ◆ On May 9 vs. KC, his homer was projected by StatCast at 329 feet, the shortest by a Ray since StatCast data is available (2015).
- ◆ Surrounding the All-Star break, became the first Ray with go-ahead hits in the 8th inning or later in back-to-back team games since Jerry Sands on June 15-16, 2014 at HOU, vs. BAL...on July 9 vs. BOS, hit a go-ahead, 2-run homer in the 8th inning off Joe Kelly, the third time in his career he hit a go-ahead homer in the 8th inning or later...it brought the Rays to within 3.5 games of the first-place Red Sox entering the All-Star break...on July 14 at LAA, his 10th-inning RBI double marked his third career go-ahead hit in extra innings and first since April 11, 2015 at OAK.
- ◆ On Sep 19 vs. CHC, his 6th-inning homer off Mike Montgomery was the Rays only hit of the game...it was the seventh time since Baseball Reference data is available (1913) that a team's only hit was a home run by the No. 9 hitter, first since PIT Joe Randa on Sep 22, 2006 at SD.
- ◆ Underwent core muscle surgery, performed by Dr. William Meyers in Philadelphia, following the season.

CAREER HIGHLIGHTS

- ◆ In **2016**, hit 30 HR in 152 games in his first season with the Rays...surpassed his career total (29) in 343 games over three seasons with the Mariners...ranked 2nd on the team to Evan Longoria with 30 HR, 81 RBI and .482 SLG and led the club with 6 3B and 47 BB.
- ◆ Miller and Longoria became the third pair of Rays teammates with 30 HR apiece, joining Longoria and Carlos Peña (2009) and Fred McGriff and José Canseco (1999)...in 2017, Logan Morrison and Steven Souza Jr. became the fourth pair to do this.
- ◆ Became the 17th player in major league history to hit at least 30 HR while playing the majority of their games at SS—but the first of those who hit left-handed...PHI Jimmy Rollins (2007) and CWS José Valentin (2004) did it as switch-hitters...prior to 2016, the home run record for a left-handed hitting shortstop (min. half of games there) was 24 by DET Dick McAuliffe in 1964—but both Miller and LAD Corey Seager (26) passed him in 2016.
- ◆ Set the Rays home run record for a shortstop, as 19 of his 30 HR came while playing the position...the previous record was 15, shared by Asdrubal Cabrera (2015) and Julio Lugo (2003).
- ◆ Began the season as the starting shortstop and finished it as the primary first baseman...started 140 games total (95-SS, 37-1B, 7-DH, 1-LF)...became one of only three players since Baseball Reference data is available (1913) to make at least 35 starts at both shortstop and first base in a season, joining MIL Mark Loretta (1999) and STL Dots Miller (1914)...the 37 starts at first base all came over the team's last 52 games, beginning Aug 8...didn't start a game at shortstop when Matt Duffy was healthy, but started 9 games there in September.
- ◆ Hit 22 HR at home, tying CLE Mike Napoli for 2nd in the AL behind BAL Mark Trumbo (25) and falling one shy of Carlos Peña's club record (2007)...73.3 pct. of home runs came at Tropicana Field, the highest ratio by a Ray (min. 20 HR) since Ty Wigginton (75.0) in 2006.
- ◆ Hit 27 of his 30 HR (90 pct.) off right-handed pitchers, 3rd-highest rate in Rays history (min. 20 HR) behind Eric Hinske (19 of 20, 95.0 pct.) in 2008 and Corey Dickerson (22 of 24, 91.7 pct.) in 2016.
- ◆ Eight times his home run(s) accounted for all the Rays runs...according to Stats LLC, this tied former Rays first base coach George Hendrick (1980 Cardinals) for the most of any major league player in a single season since data is available (1974)...this included one game—Aug 13 at NYY—in which Miller hit 2 HR totaling 4 RBI in an 8-4 loss.
- ◆ Hit 7 HR vs. the Yankees, tying BAL Mark Trumbo for most in the majors and most by a Ray vs. NYY since Evan Longoria in 2013 (9).
- ◆ Tied for 5th in the AL with 6 3B...tied for 6th in the AL with 34 XBH after the All-Star break.
- ◆ Led the majors with 5 games in which he recorded a triple and a double—most of any AL player since ANA Chone Figgins (6) in 2004, as well as a club record...was the first player to do this at least four times in his team's first 50 games since CIN Vada Pinson in 1959.
- ◆ Was batting .071 (2-for-28) through April 15 until his first home run on April 16 vs. CWS.
- ◆ On May 6 at LAA, recorded 4 hits—including a home run—to tie his career high.
- ◆ On July 31 vs. NYY, hit the fifth home run into the Rays Touch Tank since it opened in 2006...the only other Ray to do it was José Lobatón in Game 3 of the 2013 ALDS, a walk-off homer off BOS Koji Uehara.
- ◆ His 26 RBI in August were 4th in the AL, one shy of the AL co-leaders (HOU José Altuve, BOS Mookie Betts, MIN Brian Dozier), his career-high



for a calendar month and the most by a Ray in any month since Kelly Johnson (26) in May 2013...posted a streak of 6 games with at least 1 RBI from Aug 3-8, longest streak by a Ray since Ben Zobrist in Sep 2012 (6).

- Recorded 3 multi-HR games: Aug 13 at NYY, Aug 16 vs. SD and Sep 21 vs. NYY...on Sep 21, was part of back-to-back-to-back home runs (between Evan Longoria and Corey Dickerson) in the 3rd inning and hit his 30th HR later in the game.
- In **2015**, was the Mariners Opening Day shortstop for the second straight year...appeared in 144 games with 125 starts (83-SS, 20-CF, 9-LF, 6-DH, 5-2B, 1-3B, 1-RF)...was one of only four players in the majors to start games at shortstop, second base, third base and all three outfield positions, joining CIN Kristopher Negron, BOS Brock Holt and LAD Enrique Hernández...Mark McLemore (2001) was the only other Mariner to start a game at those positions in the same season.
- Started 81 of the Mariners first 116 games at shortstop, then made only 2 starts there the final six weeks of the season as he shifted more to the outfield when the Mariners promoted rookie shortstop Ketel Marte and traded away outfielders Austin Jackson and Justin Ruggiano.
- Established career highs at the time with 144 games, 113 hits, 22 2B, 11 HR and 46 RBI—but passed all of these totals in 2016...his career-high 13 SB were 2nd on the Mariners.
- Made his professional outfield debut in left field on May 14 vs. BOS...worked with Mariners coach Andy Van Slyke on the transition.
- Played all three outfield positions on Oct 3 vs. OAK...only one other major leaguer did that in 2015: STL Randal Grichuk...became the fifth player in Mariners history to play all three outfield positions in a game, joining Rich Amaral (1992), Ken Griffey Jr. (1998), Stan Javier (2000) and Michael Saunders (2014).
- Named AL Player of the Week for May 11-17... hit .429 (9-for-21) with 6 runs, 3 2B, 4 HR and 5 RBI...it was his second career weekly honor.
- Won the Opening Day starting shortstop job in **2014**...went on to appear in 123 games and make 107 starts (105-SS, 2-2B).
- Hit 10 HR, all at shortstop, to become just the fourth Mariners shortstop at the time with at least 10 HR in a season, joining Alex Rodriguez, Rey Quiñones and Todd Cruz...only one other AL shortstop hit as many: CWS Alexei Ramirez (15).



ED ZURGA / GETTY IMAGES

- Posted a .930 OPS over his final 32 games from Aug 11 through the end of the season, 8th-best in the AL during that span.
- Made 73 starts (62-SS, 11-2B) as a rookie in **2013**... despite not joining the Mariners until June 28 in their 80th game, led AL rookies with 6 3B... after the All-Star break, his 8 HR tied for the AL rookie lead...ranked 2nd among AL rookies in the second half with 18 XBH and 3rd with 33 runs, 66 hits and 29 RBI.
- Recorded 3 multi-HR games: July 19 at HOU, Aug 13 at TB and Sep 28 vs. OAK...became the first Mariners rookie with three multi-HR games and the first major league rookie to accomplish this since 2007, when ARI Chris Young (5) and MIL Ryan Braun (3) both did it.
- Hit his first career leadoff home run on Aug 13 at TB...Ben Zobrist answered with a leadoff homer in a multi-HR game, marking the third time in major league history that each team's starting leadoff hitter hit multiple home runs in the same game, and the second time both hit a leadoff home run (also June 5, 1994, DET Tony Phillips and MIN Chuck Knoblauch).



- Six of his 8 HR came via multi-HR games, including his first 4 HR...became the third player since 1969 to record the first 4 HR of his career in a pair of multi-HR games.
- Named AL Player of the Week for July 15-21, the first Mariners rookie to win the award since Ken Griffey Jr. in 1989.
- Hit safely in his last 22 games at Triple-A Tacoma before his promotion to Mariners.
- Split the 2012 season between Class-A High Desert and Double-A Jackson...his .334 avg. (110-for-557) ranked 3rd among Mariners minor leaguers...totaled 40 2B, 15 HR, 68 RBI and 23 SB.
- Ranked by *Baseball America* as the No. 9 prospect in the Mariners system following the season...the publication also tabbed him as having the Best Strike-Zone Judgment in the organization and in the California League in its Best Tools survey.

AMATEUR CAREER

- Attended Clemson University from 2009-11 and finished his career with a .339 avg., 16 HR and 135 RBI...in 2011, led the ACC with a .395 avg. and was the ACC Player of the Year and first team All-American.
- Hit .357 with 8 HR and 49 RBI in 2010 for the Tigers, who were ranked No. 4 in the nation and advanced to the College World Series.

- Was a two-time member of the U.S. National Team (2009, 2010).
- Graduated from Orlando's Olympia High School...previously selected by the Rangers in the 39th round in 2008 June Draft (did not sign).
- Played AAU ball for former major league outfielder Chet Lemon.

CAREER HIGHS

HITS

4, 2x-last 5/6/16 at LAA

HITTING STREAK

8G, 2x-last 8/2/16 - 8/9/16

RBI

5, 2x-last 9/28/13 vs. OAK

RUNS

3, 2x-last 4/14/17 at BOS

WALKS

4, 5/2/17 at MIA

STRIKEOUTS

3, 20x-last 8/18/17 vs. SEA

STOLEN BASES

2, 4x-last 5/1/17 at MIA

HOME RUN HIGHLIGHTS

GRAND SLAMS (1)

9/28/13 vs. OAK (Jarrod Parker)

MULTI-HR GAMES (8)

2 - 8x-last 9/21/16 vs. NYY

LEADOFF (1)

8/13/13 at TB (Chris Archer)

CAREER BATTING

YEAR	CLUB	AVG	G	AB	R	H	2B	3B	HR	RBI	SH	SF	HB	BB-1	SO	SB	CS	GDP	SLG	OBP
2011	Clinton	.415	14	53	9	22	4	1	0	7	0	1	1	4-0	9	1	0	1	.528	.458
2012	High Desert	.339	97	410	89	139	33	5	11	56	4	5	2	52-2	79	19	6	5	.524	.412
	Jackson	.320	40	147	21	47	7	2	4	12	0	1	0	22-0	26	4	1	4	.476	.406
2013	Jackson	.294	42	153	27	45	7	1	6	25	1	0	1	20-2	30	4	3	1	.471	.379
	Tacoma	.356	26	104	26	37	5	1	6	28	0	3	0	15-0	18	2	1	0	.596	.426
	Seattle	.265	76	306	41	81	11	6	8	36	2	2	1	24-0	52	5	3	2	.418	.318
2014	Seattle	.221	123	367	47	81	15	4	10	36	3	3	2	34-2	95	4	3	2	.365	.288
2015	Seattle	.258	144	438	44	113	22	4	11	46	4	6	2	47-0	101	13	4	7	.402	.329
2016	Tampa Bay	.243	152	548	73	133	29	6	30	81	0	3	3	47-0	149	6	4	5	.482	.304
2017	Tampa Bay	.201	110	338	43	68	13	3	9	40	0	4	2	63-4	110	5	3	5	.337	.327
	Charlotte	.273	4	11	1	3	3	0	0	0	0	0	0	2-0	2	0	0	0	.545	.385
	Durham	.429	2	7	1	3	0	0	1	1	0	0	0	1-0	2	0	0	0	.857	.500
	Minor League Totals	.334	225	885	174	296	59	10	28	129	5	10	4	116-4	166	30	11	11	.519	.410
	Rays Totals	.227	262	886	116	201	42	9	39	121	0	7	5	110-4	259	11	7	10	.427	.313
	Major League Totals	.238	605	1997	248	476	90	23	68	239	9	18	10	215-6	507	33	16	21	.409	.313

1: Selected by the Seattle Mariners in the second round of the 2011 June Draft...signed by Garrett Ball. 2: Acquired by the Tampa Bay Rays along with RH Danny Farquhar and TB Logan Morrison from Seattle in exchange for RH Nathan Karns, OF Boog Powell and LH C.J. Riefenhauser, November 5, 2015.



CAREER FIELDING

YEAR	POSITION	PCT	G	PO	A	E	TC	DP
2013	Shortstop	.972	68	87	155	7	249	30
	Second Base	.979	13	22	25	1	48	5
	Third Base	1.000	3	0	1	0	1	0
2014	Shortstop	.958	107	145	267	18	430	48
	Second Base	.952	13	5	15	1	21	3
	Third Base	-	2	0	0	0	0	0
2015	Shortstop	.964	89	109	269	14	392	56
	Center Field	.972	20	35	0	1	36	0
	Left Field	1.000	15	13	1	0	14	0
	Second Base	.972	11	13	22	1	36	5
	Right Field	1.000	6	5	0	0	5	0
	Third Base	.500	2	0	1	1	2	0
2016	Shortstop	.961	105	132	215	14	361	45
	First Base	.986	39	277	12	4	293	17
	Left Field	.000	1	0	0	1	1	0
2017	Second Base	.969	98	133	213	11	357	58
Totals	Shortstop	.963	369	473	906	53	1432	179
	Second Base	.970	135	173	275	14	462	71
	First Base	.986	39	277	12	4	293	17
	Center Field	.972	20	35	0	1	36	0
	Left Field	.933	16	13	1	1	15	0
	Third Base	.667	7	0	2	1	3	0
	Right Field	1.000	6	5	0	0	5	0

LEFT-RIGHT BREAKDOWN

	2017					CAREER				
	AVG	AB	H	HR	RBI	AVG	AB	H	HR	RBI
vs. Left	.220	82	18	2	11	.225	497	112	7	51
vs. Right	.195	256	50	7	29	.243	1500	364	61	188

DID YOU KNOW?

SPLASH DOWN

Since the Rays Touch Tank opened in 2006 in right-center field, 6 HR have been hit into the water. Only two of those 6 HR were by Rays players: José Lobatón hit a walk-off solo homer in the 9th inning of Game 3 of the ALDS vs. Boston (Koji Uehara) to save the Rays from elimination, and Brad Miller did it against the Yankees on July 31, 2016.

BATTER	GAME	PITCHER
Luis Gonzalez, LAD	June 24, 2007	Edwin Jackson
Miguel Cabrera, DET	June 30, 2013	Jeremy Hellickson
José Lobatón, TB	Oct 7, 2013 *	Koji Uehara
Nelson Cruz, SEA	May 27, 2015	Brad Boxberger
Brad Miller, TB	July 31, 2016	Michael Pineda
Robbie Grossman, MIN	Sep 5, 2017	Alex Colomé

* POSTSEASON



| 65 | RIGHT-HANDED PITCHER

José Mujica

BATS
RIGHT

THROWS
RIGHT


HEIGHT
6'2"

WEIGHT
235

JOSÉ ANGEL MUJICA MORAO (moo-HEE-kah)

MAJOR LEAGUE SERVICE **None**
OPENING DAY AGE **21**
BORN **6/29/96** in **Valencia, VEN**
RESIDES **Valencia, VEN**

CONTRACT STATUS **Signed through 2018**
ACQUIRED **Signed as a free agent, 7/2/12**
SIGNING SCOUT **Marlon Roche and Ronnie Blanco (Rays)**



ORGANIZATION
COACHES & STAFF
40-MAN ROSTER
José Mujica

NON-ROSTER INVITES

RECORDS & HISTORY

OPPONENTS

MINOR LEAGUE OPERATIONS

BROADCAST INFORMATION

TROPICANA FIELD & MISC.

X-RAY REPORT

- ◆ José is the fourth of five children...he has two brothers and two sisters.
- ◆ He has one daughter, Sophia Valentina.
- ◆ His favorite food is *arepas* filled with cheese and ham.

2017 SEASON

- ◆ Established career highs with 14 wins, 27 starts and 165.2 IP between Class-A Charlotte and Double-A Montgomery, earning an April 16 promotion after 2 starts to begin the season...his 14 wins exceeded his career wins total entering the season (13 from 2013-16).
- ◆ Combined to go 14-8 with a 3.26 ERA (165.2-IP, 56-ER) between the two levels...led Rays minor leaguers in wins, ranked 2nd in innings and 6th in ERA.
- ◆ Ranked among Southern League leaders in ERA (3.03, 6th), wins (13, tied for 1st), innings (154.1, 3rd), WHIP (1.11, 4th) and opp avg. (.225, 3rd)...allowed 18 HR, 2nd-most in the SL.
- ◆ Named to the SL midseason All-Star Team, his first career All-Star selection...the game was rained out.
- ◆ Recorded just 90 SO in 165.2 IP (4.89 SO/9 IP), down from 100 SO in 130 IP in 2016.

CAREER HIGHLIGHTS

- ◆ Spent the **2016** season with Class-A Bowling Green...ranked 9th in the Midwest League with a 3.46 ERA, but his 13 HR tied for 3rd-most in the league...his 100 SO remain a career high.
- ◆ Started the **2015** season with Rookie-level Princeton...posted a sub-1.00 ERA in 4 starts

there to earn a July 20 promotion to Bowling Green...ranked 3rd in the Appalachian League with a 0.90 ERA prior to his call up.

- ◆ Ranked by *Baseball America* as the No. 30 prospect in the Rays system following the season.
- ◆ Limited to 2 starts in **2014** with a foot injury...made his professional debut in **2013**, appearing in 12 games (5 starts) with the GCL Rays...ranked by *Baseball America* as the No. 21 prospect in the Rays system and No. 16 prospect in the Gulf Coast League following the season.

AMATEUR CAREER

- ◆ Signed by the Rays as a free agent in 2012 out of the Carlos Guillén Baseball Academy in Maracay, Venezuela...the academy was founded in 2010 when Guillén decided to give back to his homeland by creating opportunities for young baseball players.
- ◆ Turned 16 years old just three days prior to signing...ranked by *Baseball America* as the No. 3 international prospect and top pitching prospect in the 2012 class.



CAREER PITCHING

YEAR	CLUB	W	L	ERA	G	GS	CG	SHO	SV	IP	H	R	ER	HR	HB	BB-I	SO	WP	BK
2013	GCL Rays	3	2	3.09	12	5	0	0	1	32.0	32	14	11	0	1	3-0	20	3	0
2014	GCL Rays	0	0	0.00	2	2	0	0	0	3.0	4	1	0	0	0	0-0	2	0	0
2015	Princeton	1	0	0.90	4	4	0	0	0	20.0	12	2	2	0	0	3-0	20	0	0
	Bowling Green	1	4	4.20	8	8	0	0	0	45.0	47	24	21	2	0	7-1	22	0	1
2016	Bowling Green	8	4	3.46	24	24	0	0	0	130.0	127	54	50	13	4	35-0	100	7	0
2017	Charlotte	1	0	3.18	2	2	0	0	0	11.1	11	4	4	1	1	1-0	4	2	1
	Montgomery	13	8	3.03	25	25	0	0	0	154.1	128	56	52	18	2	44-0	86	3	0
Minor League Totals		27	18	3.18	77	70	0	0	1	395.2	361	155	140	34	8	93-1	254	15	2

1: Signed by the Tampa Bay Rays as a free agent, July 2, 2012...signed by Marlon Roche and Ronnie Blanco.

DID YOU KNOW?

2018 TAMPA BAY RAYS BIRTHDAYS

JANUARY (3)

- 5 C.J. Cron (1990)
- 15 Matt Duffy (1991)
- 18 Diego Castillo (1994)

FEBRUARY (2)

- 13 Nate Eovaldi (1990)
- 27 Denard Span (1984)

MARCH (4)

- 4 Sergio Romo (1983)
- 17 Andrew Kittredge (1990)
- 22 Daniel Robertson (1994)
- 31 Brent Honeywell (1995)

APRIL (6)

- 11 Ryan Schimpf (1988)
- 15 Adeiny Hechavarria (1989)
- 17 Dan Jennings (1987)
- 22 Kevin Kiermaier (1990)
- 26 Joey Wendle (1990)
- 30 Jesús Sucre (1988)

MAY (3)

- 6 Mallex Smith (1993)
- 21 José Alvarado (1995)
- 30 Christian Arroyo (1995)

JUNE (2)

- 20 Jaime Schultz (1991)
- 29 José Mujica (1996)

JULY (3)

- 14 Stan Boroski (1963)
- 26 Ryne Stanek (1991)
- 30 Jake Faria (1993)

AUGUST (7)

- 7 José De León (1992)
- 10 Anthony Banda (1993)
- Wilson Ramos (1987)
- 12 Hunter Wood (1993)
- 20 Justin Williams (1995)
- 28 Matt Andriese (1989)
- 31 Austin Pruitt (1989)

SEPTEMBER (5)

- 2 Willy Adames (1995)
- 9 Kyle Snyder (1977)
- 18 Ozzie Timmons (1970)
- 25 Rocco Baldelli (1981)
- 26 Chris Archer (1988)

OCTOBER (5)

- 6 Jake Bauers (1995)
- 9 Chaz Roe (1986)
- 15 Chad Mottola (1971)
- 17 Charlie Montoyo (1965)
- 18 Brad Miller (1989)

NOVEMBER (2)

- 4 Cih-Wei Hu (1993)
- 14 Matt Quattraro (1973)

DECEMBER (5)

- 4 Blake Snell (1992)
- 6 Kevin Cash (1977)
- 26 Yonny Chirinos (1993)
- 31 Alex Colomé (1988)
- 31 Ryan Yarbrough (1991)



50 | RIGHT-HANDED PITCHER

Austin Pruitt



BATS
RIGHT

THROWS
RIGHT

HEIGHT
5'10"

WEIGHT
180



AUSTIN DANIEL PRUITT

MAJOR LEAGUE SERVICE **132 days**
OPENING DAY AGE **28**
BORN **8/31/89 in Plano, TX**
RESIDES **The Woodlands, TX**

CONTRACT STATUS **Signed through 2018**
ACQUIRED **Selected in the ninth round of the 2013 June Draft**
SIGNING SCOUT **Patrick Murphy (Rays)**

SOCIAL MEDIA @aus13tin

ORGANIZATION
COACHES & STAFF
40-MAN ROSTER
Austin Pruitt
NON-ROSTER INVITES
RECORDS & HISTORY
OPPONENTS
MINOR LEAGUE OPERATIONS
BROADCAST INFORMATION
TROPICANA FIELD & MISC.

X-RAY REPORT

- ◆ Austin and his wife, Danielle, were married on Nov 11, 2017 at the Stonegate Mansion in Fort Worth, Texas...the home was built by oil magnate T. Cullen Davis in the 1970s and was the site of an unsolved double homicide just a few years later—a detail that eluded Austin until after the wedding.
- ◆ His father, Gary, drives from Houston to watch him pitch...he drove to Charlotte for the 2016 Triple-A All Star Game and Fort Myers for Austin's start in the 2017 spring training opener...he also made the drive to St. Petersburg for Opening Day and the 1,600-mile trip to New York for his start at Yankee Stadium.
- ◆ Teammates Matt Andriese and Ryne Stanek both describe him as a "sneaky good" golfer.
- ◆ Last Aug 2, the Houston native won at Minute Maid Park over Dallas Keuchel...according to SABR name guru Diane Firstman, there were at least six previous games in which the starting pitchers' first names were both cities in the state where the game was played.

2017 SEASON

- ◆ Made 30 apps (8 starts) over three stints with the Rays, his first career major league action (Opening Day–May 9, May 31–June 27 and July 28 through the end of the season).
- ◆ Went 2-3 with a 4.19 ERA (43-IP, 20-ER) and .245 opp avg. in his 8 starts, compared to 5-2 with a 6.53 ERA (40-IP, 29-ER) and .350 opp avg. in 22 relief apps.

- ◆ His 7 wins ranked 5th among AL rookies...his 5 wins as a reliever tied for 3rd among AL rookies, one shy of co-leaders LAA Keynan Middleton and SEA Tony Zych...only two rookies in franchise history ever recorded more wins as a reliever: Lance Carter (7) in 2003 and Victor Zambrano (6) in 2001.
- ◆ Threw first-pitch strikes to 66.0 pct. of batters faced, which would have ranked 5th in the majors if he qualified...according to Stats LLC, the only qualifier in franchise history to throw first-pitch strikes at a higher rate was David Price in 2014 (72.3) and 2013 (67.5).
- ◆ Became the fourth pitcher in club history to make his major league debut on Opening Day, joining Ruddy Lugo (2006), Jason Childers (2006) and Seth McClung (2003).
- ◆ Yielded runs in his first 6 career apps, though his only run allowed on Opening Day vs. NYY was unearned...it was the most consecutive apps by a reliever with a run to start their career in franchise history...he was the first pitcher to start his career that way since SD/PIT Marty McLeary in 2004-06 (6).
- ◆ On April 19 vs. DET, recorded his first career win...retired his first 8 BF and faced the minimum 10 batters over 3.1 IP.
- ◆ Earned the win in 3 consecutive relief apps, April 19-28...was the first AL rookie with 3 wins in April since NYY Masahiro Tanaka in 2014...was the third Rays rookie with 3 wins in April and first since Lance Carter in 2003.
- ◆ Made his first career start on April 25 at BAL, a spot start due to the uncertain weather forecast...was chosen to start about 30 minutes



before first pitch...his only hit allowed in 3 IP (all scoreless) was a Jonathan Schoop double.

- ◆ On June 23 vs. BAL, entered in the 7th inning, inherited a 14-5 lead, and did not allow a run in 3 IP of a 15-5 win for his first career save...was the first Ray with a save in a winning margin of 10 runs or more since Dale Thayer on May 22, 2009 at FLA (15-2)...just over two months later, Matt Andriese recorded a save in a 12-0 win on Aug 28 at KC.
- ◆ On Aug 2 at HOU, defeated Dallas Keuchel in front of 200 friends and family in the crowd...became the second rookie in club history to earn a win in a scoreless start against the majors' highest-scoring offense (also Scott Kazmir on Sep 14, 2004 at BOS, over Hall of Famer Pedro Martinez and the eventual World Series champions)...snapped Keuchel's 9-game winning streak to start the season and 11-game winning streak, dating back to Aug 21, 2016...it was the first time the Rays ever spoiled an opposing pitcher's record of 9-0 or better.
- ◆ Was the second pitcher in club history with scoreless apps in 2 of his first 3 starts with the Rays, joining James Shields (second and third starts were scoreless in 2006).

CAREER HIGHLIGHTS

- ◆ In **2016**, Named Most Valuable Player for Durham by the Rays Baseball Operations department...spent the entire season with the Bulls, recording a career-best 28 starts, 162.2 IP, 149 SO and 1.19 WHIP.
- ◆ His 149 SO ranked 2nd in the International League to teammate Jaime Schultz (163)...finished 3rd among Rays minor leaguers behind Schultz and Jacob Faria (157).
- ◆ Also ranked among IL leaders in starts (tied for 1st), innings (4th) and WHIP (4th), but allowed a league-high 21 HR.
- ◆ Named to the IL midseason All-Star Team.
- ◆ Opened the season with a career-high 11 SO in back-to-back starts, the first two times in his career reaching double digits.
- ◆ Issued 1 BB or fewer in 22 of 28 starts, including 9 starts of 0 BB.
- ◆ Ranked by *Baseball America* as the No. 29 prospect in the Rays system following the season...the publication also tabbed him as having the Best Control in the organization and the IL in its Best Tools survey.

- ◆ In **2015**, made 26 starts with Double-A Montgomery...led the Southern League with 160 IP and ranked 5th with a 3.09 ERA.
- ◆ Ranked 9th among Rays minor leaguers in ERA...was 5th with 122 SO and tied for 4th with 10 wins.
- ◆ In **2014**, his 147 IP with Class-A Charlotte ranked 5th in the Florida State League.
- ◆ Won 6 straight starts from July 5–Aug 1.
- ◆ Began his professional career with Short-A Hudson Valley in **2013**...promoted to Class-A Bowling Green on July 13...posted a 1.53 ERA (47-IP, 8-ER) between the two levels.

AMATEUR CAREER

- ◆ Led the University of Houston pitching staff in wins (10), ERA (2.85), starts (15), innings (113.2) and strikeouts (92) as a senior in 2013...became the first 10-game winner for the Cougars since Brad Lincoln in 2006.
- ◆ Started his college career at Navarro (Texas) Junior College...was a member of the 2011 National JUCO World Series championship team and led the nation with a 0.81 ERA.
- ◆ His high school alma mater is Woodlands College Park, which serves the eastern portion of The Woodlands in Montgomery County (Texas)...his high school No. 1 jersey was retired over the offseason...Woodlands High School serves the western portion of the county and has produced five-time All-Star Paul Goldschmidt and pitchers Jameson Taillon and Kyle Drabek.

CAREER HIGHS

LONGEST OUTING

7.0, 8/18/17 vs. SEA

LONGEST RELIEF OUTING

4.0, 9/9/17 at BOS

STRIKEOUTS

7, 7/28/17 at NYY

WALKS

2, 5x-last 9/26/17 at NYY

HR ALLOWED

4, 8/23/17 vs. TOR

RUNS ALLOWED

6, 8/18/17 vs. SEA

HITS ALLOWED

11, 8/18/17 vs. SEA

WIN STREAK

3G, 4/19/17 - 4/28/17

LOSS STREAK

2G, 8/8/17 - 8/18/17



CAREER PITCHING

YEAR	CLUB	W	L	ERA	G	GS	CG	SHO	SV	IP	H	R	ER	HR	HB	BB-I	SO	WP	BK
2013	Hudson Valley	0	1	1.14	5	5	0	0	0	23.2	19	6	3	0	2	2.0	15	0	0
	Bowling Green	0	2	1.71	9	2	0	0	1	26.1	17	6	5	3	0	3.0	24	2	0
2014	Charlotte	9	7	3.73	26	25	0	0	0	147.0	144	70	61	12	1	31.0	106	9	1
2015	Montgomery	10	7	3.09	26	26	2	1	0	160.0	160	60	55	3	5	38.0	122	7	0
2016	Durham	8	11	3.76	28	28	2	0	0	162.2	166	73	68	21	1	27.0	149	6	0
2017	Tampa Bay	7	5	5.31	30	8	0	0	1	83.0	103	55	49	11	5	22-2	66	4	0
	Durham	0	1	2.55	9	4	0	0	1	24.2	17	9	7	2	1	2.0	33	0	0
Minor League Totals		27	29	3.29	103	90	4	1	2	544.1	523	224	199	41	10	103-0	449	24	1
Major League Totals		7	5	5.31	30	8	0	0	1	83.0	103	55	49	11	5	22-2	66	4	0

1: Selected by the Tampa Bay Rays in the ninth round of the 2013 June Draft...signed by Pat Murphy.

CAREER FIELDING

YEAR	POSITION	PCT	G	PO	A	E	TC	DP
2017	Pitcher	.923	30	6	6	1	13	1

LEFT-RIGHT BREAKDOWN

	2017				CAREER			
	AVG	AB	H	HR	AVG	AB	H	HR
vs. Left	.250	152	38	4	.250	152	38	4
vs. Right	.340	191	65	7	.340	191	65	7



ED ZURGA / GETTY IMAGES



| 40 | CATCHER


Wilson Ramos

BATS
RIGHT

THROWS
RIGHT

HEIGHT
6'1"

WEIGHT
260



WILSON ABRAHAM RAMOS CAMPOS (RAH-mos)

MAJOR LEAGUE SERVICE **7 years, 47 days**
OPENING DAY AGE **30**
BORN **8/10/87** in **Valencia, VEN**
RESIDES **Valencia, VEN**

CONTRACT STATUS **Second year of a two-year contract through 2018**
ACQUIRED **Signed as a free agent, 12/12/16**
SIGNING SCOUT **José León (Twins)**

SOCIAL MEDIA @WRamosC3 @WilsonRamosC40

X-RAY REPORT

- Wilson earned his nickname "The Buffalo" from Nationals teammate Ian Desmond...after a particularly demanding day behind the plate, Desmond quipped: "I don't know how you do that. No matter what, you're always ready to play. You're like a buffalo."
- He and his wife, Yely Escalona, have a 3-year-old daughter, Antonella, and newborn son, Wilson Jr. ...their daughter was frequently seen around Tropicana Field last season wearing a Rays jersey with his No. 40 and *Buffalita* on the back, meaning "Little Buffalo."
- Wilson began playing baseball as a 5-year-old, almost always as a catcher...as a youngster, he would often accompany his mother to the ballpark, as she worked security at Venezuela's winter ball stadiums.
- Wilson grew up idolizing and emulating Iván Rodríguez, and he got a chance to be Pudge's teammate for his final two seasons in the majors (2010-11), calling the opportunity to learn from him "nothing short of a dream come true"... he says Pudge's biggest impact on him came in learning how to call a game...when Ramos took over Rodríguez's starting job in 2011, Pudge was fully supportive.
- Wilson is the second of eight children...two of his younger brothers played in the minors: David was a right-handed pitcher in the Nationals system, and Natanael was a catcher in the Mets organization...their uncle, Miguel Campos, was a catcher in the Cubs system whose career ended as a 20-year-old after being hit in the face by a pitch.

2017 SEASON

- Returned from a torn right ACL in late June to appear in 64 games, including 57 starts at catcher...spent the first 76 games of the season on the disabled list as he recovered from the injury sustained the previous September.
- Despite the missed time, recorded 11 HR and 35 RBI while playing catcher, the most by a Ray since Kelly Shoppach (11) in 2011 and Dioner Navarro (52) in 2008, respectively.
- Is one of six catchers with double-digit homers in each of the last five seasons, along with ATL/NYY/HOU Brian McCann, PIT/TOR Russell Martin, SF Buster Posey, KC Salvador Pérez and HOU/MIN Jason Castro.
- Helped Rays backstops combine for a club-record 28 HR...previous record was 20 HR in 1999...they recorded 91 RBI while playing the position, 2nd in club history behind 1999 (98)... Ramos, Derek Norris (9) and Jesús Sucre (7) made the Rays the third AL team with three catchers (min. 50 pct. of games there) with 7 HR or more, along with the 1994 Yankees and 1970 Athletics.
- In only 33 games vs. AL East opponents, hit .340/.374/.670 (36-for-106) with 10 HR and 27 RBI...the 10 HR were a club record for a catcher against the AL East, ahead of Toby Hall (6) in 2006...they ranked 2nd in the majors to NYY Gary Sánchez (16)...among players with at least 100 AB vs. the AL East, his .340 avg. ranked 5th and his .670 SLG ranked 1st.
- In 31 games against non-divisional opponents, hit .176 (18-for-102) with 1 HR and 8 RBI.



- ◆ Made his Rays debut on June 24 vs. BAL after appearing in 13 rehab games between Class-A Charlotte and Triple-A Durham...hit his first 2HR as a Ray in back-to-back games, June 30-July 1 at BAL.
- ◆ Hit 3 HR in his first 7 games with the Rays, but then went 25 games and 74 AB without one... through Aug 13, he was batting .170 (17-for-100)...from Aug 14 through season's end, hit .343/.371/.593 (37-for-108) with 8 HR and 22 RBI in 32 games (29 starts), raising his season avg. from .170 to .260...min. 100 AB, led major league catchers in avg. over this span and his 8 HR tied for 2nd behind Gary Sánchez (14).
- ◆ Recorded 7 games with at least 3 hits, all coming over his last 31 games beginning Aug 15.
- ◆ Twice homered off Chris Sale, both go-ahead shots at home, on July 6 and Sep 15...on July 6, his RBI double and 2-run homer off Sale keyed a 4-1 victory...on Sep 15, his 2-run homer off Sale gave the Rays a 3-2 lead and he added another homer in the 8th inning off Matt Barnes en route to a 13-6, 15-inning loss...it was his fifth career multi-HR game, first since June 16, 2015 at TB, a Nationals 16-4 win...in that 2015 game, both homers came off Rays position players (Jake Elmore, Nick Franklin).
- ◆ On July 24 vs. BAL, suffered a head laceration and received six staples...the injury was sustained in the 5th inning on a broken bat by Ruben Tejada...was used as a pinch-hitter the next night vs. BAL and returned to the starting lineup on July 26 vs. BAL, hitting a 5th-inning double against Ubaldo Jiménez.
- ◆ On Aug 25 at STL, snapped career-high streaks of 5 multi-hit games and 6 multi-hit starts, both club records for a catcher...the 5 straight multi-hit games tied Corey Dickerson for the longest such streak by a Ray in 2017...the 6 straight starts with multiple hits was the longest by any catcher since SF Buster Posey (6) from Aug 21-29, 2014 and was the longest by a Ray since Corey Dickerson (6) from Sep 7-14, 2016...he hit .600 (15-for-25) during this 7-game stretch from Aug 15-23.
- ◆ On Sep 22 at BAL, tagged Ubaldo Jiménez for his third career grand slam, first since Sep 7, 2015 vs. NYM...it was the sixth grand slam by a catcher in club history, first since Kelly Shoppach on Aug 14, 2010 vs. BAL.
- ◆ Finished the season with an active streak of 6 consecutive games with at least 1 RBI, matching the longest streak of his career (also July 2-8, 2011) and the longest streak by a Ray in 2017 (Logan Morrison, Aug 27-Sep 2).

CAREER HIGHLIGHTS

- ◆ Was behind the plate for all three no-hitters in Nationals history: Oct 3, 2015 at NYM (Max Scherzer), June 20, 2015 vs. PIT (Scherzer) and Sep 28, 2014 vs. MIA (Jordan Zimmermann)... according to the Elias Sports Bureau, was the first player to ever catch three no-hitters within a 162-game span.
- ◆ Elected to the **2016** NL All-Star Team, his first career selection, after establishing career highs in several categories including games (131), runs (58), hits (148), doubles (25), home runs (22), runs batted in (80), avg. (.307) and slugging pct. (.496)... posted a .354 OBP, only pct. points lower than his injury-shortened 2012 season.
- ◆ Won the NL's Silver Slugger Award among catchers and received two eighth-place votes for NL Most Valuable Player, tying for 17th in the overall balloting.
- ◆ Among NL catchers, ranked 1st in slugging pct. and tied for 1st in runs batted in, along with SF Buster Posey...was 2nd in avg., 2nd in home runs behind LAD Yasmani Grandal and tied for 2nd in extra-base hits (47)...his .307 avg. ranked 9th among all NL qualifiers.
- ◆ Underwent Lasik surgery during spring training to help improve his vision...credited his improvements at the plate to the procedure.
- ◆ Entered the All-Star break leading qualified catchers in avg. (.330), on-base pct. (.382), slugging pct. (.536) and runs batted in (48), while his 13 HR led NL catchers and ranked 3rd overall to NYY Brian McCann (14) and KC Salvador Pérez (14).
- ◆ Led the majors with a 3.45 catcher's ERA...threw out 33.3 pct. (16 of 48) of attempted base stealers, his highest since 2013 (75.6) and 5th in the majors...the MLB avg. in 2016 was 24.4 pct.
- ◆ Tore his right ACL after leaping for a throw to home plate on Sep 26 vs. ARI...underwent surgery to repair the ACL, medial meniscus and lateral meniscus on Oct 14.
- ◆ Recorded a career-high-tying 4 hits on April 11 vs. ATL and on June 24 at MIL.
- ◆ **ALL-STAR GAME:** Elected by player vote to his first All-Star Game and caught 3 innings...played in front of his wife, daughter and brother...his wife also arranged for his parents to fly in from Venezuela without his knowledge.
- ◆ Signed a two-year contract with the Rays as a free agent on Dec 12...his signing marked the second time under Stuart Sternberg's ownership group the Rays signed a player who was an All-



Star the season prior...also Grant Balfour, who was an AL All-Star in 2013.

- ◆ In **2015**, ranked 2nd among NL catchers with 68 RBI, trailing SF Buster Posey (95)...set career highs at the time with 109 hits and 68 RBI.
- ◆ Recorded a career-long 19-game hitting streak from April 24–May 19...hit .365 (27-for-74) over that span...it was the 2nd-longest hitting streak in the NL in 2015, behind COL Troy Tulowitzki's 21-game streak.
- ◆ Threw out a career-high 36.2 pct. (17 of 47) of attempted base stealers, which led NL catchers and ranked 4th in the majors.
- ◆ On June 16 at TB, had his fourth career multi-HR game in the Nationals 16-4 win...they came in consecutive innings, both off position players... hit one in the 8th inning off Jake Elmore and the 9th inning off Nick Franklin.
- ◆ Named a finalist for the Rawlings NL Gold Glove Award for catcher, won by STL Yadier Molina, who took home NL Platinum Glove honors that season.
- ◆ Limited to 88 games in **2014** due to a pair of disabled list stints...suffered a fractured left hamate on Opening Day and missed six weeks...in June, missed another 14 games following a disabled list stint for a strained right hamstring.
- ◆ Returned from his first injury on May 7 and hit .261 (24-for-92) with 7 2B, 1 HR and 11 RBI before returning to the disabled list...after coming back from injury for a second time, hit .269 (67-for-249) with 10 HR and 36 RBI in 64 games through the end of the season.
- ◆ Placed on paternity leave on Aug 5...homed in his last game before (Aug 4 vs. BAL) and first game after (Aug 8 at ATL) the birth of his daughter, Antonella.
- ◆ Played in 18 games for the Tigres de Aragua in the Venezuelan Winter League.
- ◆ **POSTSEASON:** Was the starting catcher for all 4 games in the NLDS against the Giants... caught 44 innings in a 5-day span due to the 2-1, 18-inning loss in Game 2...hit .118 (2-for-17) in the series.
- ◆ In **2013**, had a pair of disabled list stints due to his left hamstring...had a breakout offensive season with 16 HR in 287 AB.
- ◆ On July 4 vs. MIL, in his first game back from a 44-game absence due to his second injury, hit a 3-run, go-ahead homer in the 7th inning to cap the scoring in an 8-5 win...finished with a career-high-tying 5 RBI in that game.
- ◆ On July 28 vs. NYM, connected for his first career grand slam, off Carlos Torres.
- ◆ The Nationals went 48-29 (.623) in his 77 starts.
- ◆ Limited to 25 games in **2012**...his season ended on May 12 at CIN with a right medial meniscus tear...injured the knee while chasing a passed ball in the 7th inning.
- ◆ Had surgeries performed by Dr. Richard Steadman in Vail, Colo. on June 1 (medical meniscus repair) and July 18 (right knee ACL healing response).
- ◆ In **2011**, finished 4th in the NL Rookie of the Year balloting...his 14 HR were a franchise record for a rookie catcher, passing Barry Foote (11) for the 1974 Expos.
- ◆ On May 20 at BAL, scored a club-record-tying 5 runs...finished a double shy of the cycle and also reached via walk and hit by pitch.
- ◆ On June 9 at SD, hit his first career pinch-hit homer, off Pat Neshek.
- ◆ On June 21 vs. SEA, connected for a walk-off, 3-run homer to turn a 5-3 deficit into a 6-5 win.
- ◆ Endured a well-publicized 51-hour abduction in his native Venezuela from Nov 9-11...was freed in the remote mountains near Montalban by Venezuelan government forces.
- ◆ Split the **2010** season between the Twins and Nationals organizations...acquired by the Nationals prior to the trade deadline in a three-player trade for Matt Capps.
- ◆ Made his major league debut for the Twins on May 2 at CLE, going 4-for-5 with 1 2B...singled in his first career at-bat, in the 2nd inning off David Huff...was the third in Twins history with at least 4 hits in his major league debut, joining Kirby Puckett (4) in 1984 and Cecil Travis (5) in 1933.
- ◆ Became the first player in the majors with at least 4 hits in his debut since COL Derrick Gibson (4) in 1998, and the first AL player since DET Billy Bean in 1987.
- ◆ Added 3 hits in his second career game the following day, becoming the first player with at least 7 hits within the first 2 games of his career since BOS Nanny Fernandez in 1952.
- ◆ Optioned back to Triple-A Rochester on May 12 and remained there until the July 29 trade to the Nationals.
- ◆ Had two stints with the Nationals: Aug 18-20 and Sep 1 through season's end...his first career homer was Sep 8 vs. NYM against R.A. Dickey.



- Ranked by *Baseball America* as the No. 5 prospect in the Nationals system following the season...the publication also tabbed him as the Best Defensive Catcher in his organization for a fourth consecutive year.
- In **2009**, was limited to 54 games with Double-A New Britain...missed a month with a broken tip of his left middle finger, then nearly two months with a hamstring injury.
- Hit .332/.397/.582 (69-for-208) with 12 HR and 49 RBI for the Tigres de Aragua in the Venezuelan Winter League.
- Ranked by *Baseball America* as the No. 2 prospect in the Twins system following the season...the publication also tabbed him as the Best Power Hitter in the organization.
- In **2008**, was named a Florida State League midseason and postseason All-Star with Fort Myers...ranked 4th in the FSL and 3rd among Twins minor leaguers with 78 RBI.
- Had 8 HR and 42 RBI in 73 games for Class-A Beloit in **2007**...named to the Gulf Coast League postseason All-Star Team in **2006**.

CAREER HIGHS

HITS	RUNS
4, 4x-last 6/24/16 at MIL	5, 5/20/11 at BAL
HITTING STREAK	WALKS
19G, 4/24/15 - 5/19/15	2, 12x-last 9/12/16 vs. NYM
RBI	STRIKEOUTS
5, 3x-last 9/15/13 vs. PHI	3, 8x-last 9/23/16 at PIT

HOME RUN HIGHLIGHTS

GRAND SLAMS (3)
9/22/17 at BAL (Ubaldo Jiménez); 9/7/15 vs. NYM (Jon Niese); 7/28/13 vs. NYM (Carlos Torres)
MULTI-HR GAMES (5)
2 - 9/15/17 vs. BOS; 6/16/15 at TB; 8/29/14 at SEA; 4/6/13 at CIN; 4/26/11 vs NYM
WALK-OFF (1)
6/21/11 vs. SEA (9th inn., David Pauley)
PINCH-HIT (1)
6/9/11 at SD (Pat Neshek)

CAREER BATTING

YEAR	CLUB	AVG	G	AB	R	H	2B	3B	HR	RBI	SH	SF	HB	BB-I	SO	SB	CS	GDP	SLG	OBP
2006	GCL Twins	.286	46	154	18	44	12	1	3	26	1	3	2	12-0	14	4	2	5	.435	.339
2007	Beloit	.291	73	292	40	85	17	1	8	42	0	0	5	19-2	61	1	1	9	.438	.345
2008	Fort Myers	.288	126	452	50	130	23	2	13	78	0	5	6	37-0	103	0	1	23	.434	.346
2009	New Britain	.317	54	205	31	65	16	0	4	29	0	1	2	6-0	23	0	0	1	.454	.341
	GCL Twins	.316	5	19	4	6	1	1	3	6	0	0	0	0-0	0	0	0	1	.947	.316
2010	Rochester	.241	71	278	25	67	14	0	5	30	2	0	3	12-0	49	1	2	8	.345	.280
	Minnesota	.296	7	27	2	8	3	0	0	1	0	0	1	0-0	3	0	0	1	.407	.321
	Syracuse	.316	20	79	14	25	3	1	3	8	0	0	0	3-2	12	0	0	2	.494	.341
	Washington	.269	15	52	3	14	4	0	1	4	0	0	0	2-0	9	0	0	1	.404	.296
2011	Washington	.267	113	389	48	104	22	1	15	52	4	2	2	38-8	76	0	2	19	.445	.334
2012	Washington	.265	25	83	11	22	2	0	3	10	0	1	0	12-2	19	0	0	1	.398	.354
2013	Washington	.272	78	287	29	78	9	0	16	59	0	1	0	15-1	42	0	1	12	.470	.307
	Harrisburg	.500	2	4	1	2	1	0	0	0	0	0	0	1-0	0	0	0	0	.750	.600
	GCL Nationals	.000	2	3	0	0	0	0	0	0	0	0	1	1-0	0	0	0	0	.000	.400
	Potomac	.000	3	10	0	0	0	0	0	0	0	0	1	1-0	1	0	0	0	.000	.167
2014	Washington	.267	88	341	32	91	12	0	11	47	0	3	0	17-2	57	0	0	17	.399	.299
	Hagerstown	.667	1	3	1	2	0	0	1	3	0	0	0	1-0	0	0	0	0	1.667	.750
	Harrisburg	.182	3	11	1	2	0	0	1	4	0	0	0	0-0	1	0	0	2	.455	.182
	Potomac	.556	2	9	1	5	1	0	1	5	0	0	0	0-0	0	0	0	1	1.000	.556
2015	Washington	.229	128	475	41	109	16	0	15	68	0	8	0	21-2	101	0	0	16	.358	.258
2016	Washington	.307	131	482	58	148	25	0	22	80	0	4	2	35-2	79	0	0	17	.496	.354
2017	Charlotte	.143	5	14	0	2	1	0	0	0	0	0	0	1-0	3	0	0	0	.214	.200
	Durham	.250	8	28	4	7	2	0	2	5	0	0	0	2-0	1	0	0	1	.536	.300
	Tampa Bay	.260	64	208	19	54	6	0	11	35	0	3	0	10-2	36	0	0	11	.447	.290
	Minor League Totals	.283	421	1561	190	442	91	6	44	236	3	9	20	96-4	268	6	6	53	.434	.331
	Major League Totals	.268	649	2344	243	628	99	1	94	356	4	22	5	150-19	422	0	3	95	.431	.311

1: Signed by the Minnesota Twins as a free agent, July 7, 2004...signed by José León. 2: Acquired by the Washington Nationals along with LH Joe Testa from Minnesota in exchange for RH Matt Capps, July 29, 2010. 3: Signed by the Tampa Bay Rays as a free agent, December 12, 2016.



ALL-STAR GAME BATTING

YEAR	CLUB	AVG	G	AB	R	H	2B	3B	HR	RBI	SH	SF	HB	BB-I	SO	SB	CS	GDP	SLG	OBP
2016	AL, San Diego	.000	1	1	0	0	0	0	0	0	0	0	0	0-0	1	0	0	0	.000	.000

POSTSEASON BATTING

YEAR	SERIES	CLUB	AVG	G	AB	R	H	2B	3B	HR	RBI	SH	SF	HB	BB-I	SO	SB	CS	GDP	SLG	OBP
2014	NLDS	WAS vs. SF	.118	4	17	1	2	0	0	0	0	1	0	0	1-0	6	0	0	1	.118	.167

CAREER FIELDING

YEAR	POSITION	PCT	G	PO	A	E	TC	DP
2010	Catcher	1.000	22	137	10	0	147	0
2011	Catcher	.993	108	684	55	5	744	7
2012	Catcher	.995	24	189	14	1	204	1
2013	Catcher	.987	77	593	35	8	636	1
2014	Catcher	.993	87	626	54	5	685	2
2015	Catcher	.995	125	1026	77	6	1109	3
2016	Catcher	.997	128	1094	61	3	1158	6
2017	Catcher	.992	62	469	38	4	511	1
Totals		.994	633	4818	344	32	5194	21

LEFT-RIGHT BREAKDOWN

	2017					CAREER				
	AVG	AB	H	HR	RBI	AVG	AB	H	HR	RBI
vs. Left	.310	58	18	2	13	.298	541	161	22	98
vs. Right	.240	150	36	9	22	.259	1803	467	72	258



SKIP MILOS / TAMPA BAY RAYS



| 28 | INFILDER

Daniel Robertson




BATS
RIGHT

THROWS
RIGHT

HEIGHT
5'11"

WEIGHT
200



DANIEL RAY ROBERTSON

MAJOR LEAGUE SERVICE **156 days**
OPENING DAY AGE **24**
BORN **3/22/94** in Upland, CA
RESIDES **Phoenix, AZ**

CONTRACT STATUS **Signed through 2018**
ACQUIRED **From the Oakland Athletics in a five-player trade, 1/10/15 (see page 135)**
SIGNING SCOUT **Eric Martins (Athletics)**

SOCIAL MEDIA @D_Robertson28 @D_Robertson28

X-RAY REPORT

- ◆ Daniel's mother, Julie, survived the Las Vegas shooting last October...she and her friend were originally close to the concert stage but moved back to get a water before Jason Aldean performed...Daniel got word of her safety when she called from a hiding spot behind a slot machine in a nearby casino.
- ◆ When Daniel was informed he made the Opening Day roster last season, he found a quiet place to play a saved voicemail from his father, Don, who passed away with lung cancer in September 2013...in the voicemail, his father relayed how proud he was of his son at the time...Don's encouragement—"believe you belong"—is now tattooed on Daniel's arm.
- ◆ In January, the Daniel Robertson Family Foundation hosted its second annual Mini Fan Fest in Upland, Calif. ...the event raises money to support families affected by cancer.
- ◆ Daniel worked out with Albert Pujols at UC-Irvine over the offseason.

2017 SEASON

- ◆ Spent most of his rookie season with the Rays, his first career major league action...had two stints with the club: Opening Day-Aug 25 (included a disabled list stint from June 27-Aug 3) and Sep 21 through the end of the season.
- ◆ Appeared in 75 games with 68 starts (38-2B, 18-SS, 10-3B, 2-DH)...at second base, only made 1 error in 134 chances for a .993 fielding pct.
- ◆ Was 23 years, 11 days old on Opening Day, the youngest Ray to make an Opening Day roster

since Matt Moore in 2012 (22) and the youngest position player since 2007, when Elijah Dukes (22), Melvin Upton Jr. (22) and Delmon Young (21) all did it.

- ◆ Recorded 8 RBI over a 5-game stretch, all starts, from June 15-19...outside of that span, totaled 11 RBI in his other 70 games (62 starts).
- ◆ Ended the season hitless in his last 19 AB...hit .167/.355/.208 (4-for-24) in 9 games (8 starts) during his second stint with the Rays.
- ◆ Made his major league debut on April 4 vs. NYY...was the sixth player in franchise history to make his major league debut as the starting designated hitter and first since Vince Belnome on July 3, 2014 at DET.
- ◆ On April 7 vs. TOR, recorded his first career hit, a 1st-inning single off Francisco Liriano.
- ◆ On April 20 vs. DET, recorded his first career extra-base hit, home run and run batted in, a solo shot off Warwick Saupold...at 23 years, 29 days, became the youngest Ray to homer since Wil Myers on Sep 16, 2013 vs. TEX (22 years, 280 days) and the youngest Rays third baseman since Evan Longoria on Sep 25, 2008 at DET (22 years, 354 days).
- ◆ On June 16-17 at DET, became the first rookie middle infielder in Rays history to have multiple hits and at least 2 RBI in back-to-back games, and the first Rays rookie middle infielder with at least 2 RBI in back-to-back games since Josh Wilson from July 21-22, 2007.
- ◆ Placed on the 10-day DL on June 27 with neck spasms, retroactive to June 26...reinstated on Aug 4, missing 32 games.





SKIP MILOS / TAMPA BAY RAYS

- ♦ Hit $.372/.426/.488$ (16-for-43) with 2 2B and 1 HR in 11 regular season games for Triple-A Durham...had 1 HR and 3 RBI in the Bulls Governors' Cup clinching win.

CAREER HIGHLIGHTS

- ♦ Spent the **2016** season with Triple-A Durham... led the team with 113 hits and ranked among team leaders in runs (50, 3rd), total bases (155, 3rd) and walks (58, 3rd).
- ♦ Appeared in 118 games with 112 starts (74-SS, 20-2B, 18-3B)...did not commit an error in 98 chances at second base.
- ♦ Hit $.270/.406/.409$ (37-for-137) with 2 HR and 12 RBI after the All-Star break.
- ♦ Ranked by *Baseball America* as the No. 15 prospect in the Rays system following the season.
- ♦ Missed two months of the **2015** season with a broken hamate bone in his left hand...placed on the disabled list on June 12; underwent surgery on June 9 by Dr. Doug Carlan in St. Petersburg.
- ♦ Reinstated from the disabled list on Aug 4 and went on to hit $.279/.392/.375$ (29-for-104) with 1 HR and 9 RBI over the final 29 games of the season for Double-A Montgomery.
- ♦ Played in 18 games for the Mesa Solar Sox in the Arizona Fall League...named to the Rising Stars Game for a second straight year.
- ♦ Ranked by *Baseball America* as the No. 10 prospect in the Rays system following the season.
- ♦ In **2014**, spent the regular season with Class-A Stockton and ranked among California League leaders in avg. (.310, 6th), on-base pct. (.402, 4th), hits (170, 1st), doubles (37, tied for 1st), runs (110, 2nd) and total bases (258, 5th).
- ♦ Led Athletics minor leaguers in hits, ranked 2nd in avg., runs and doubles, 3rd in walks (72), total bases and on-base pct. and 5th in extra-base hits (55).
- ♦ Earned a promotion to Double-A Midland for its playoff run.
- ♦ Hit $.301$ (22-for-73) with 1 HR and 12 RBI in 20 games for the Mesa Solar Sox in the Arizona Fall League.
- ♦ Acquired by the Rays following the season in a five-player deal involving Ben Zobrist.
- ♦ Prior to the trade, was ranked by *Baseball America* as the No. 66 overall prospect in the minors following the season...was No. 1 prospect in the Athletics system and the No. 7 prospect in the California League...after the trade, was ranked as the No. 2 prospect in the Rays system.
- ♦ In **2013**, played for Class-A Beloit in his first full minor league season...made his professional debut for the AZL Athletics in **2012**...transferred to Short-A Vermont after 26 games.

AMATEUR CAREER

- ♦ Selected by the Athletics in the supplemental first round (34th overall) of the 2012 June Draft out of Upland (Calif.) High School...hit $.560$ with a $.696$ OBP, 6 HR and 31 RBI in 27 games as a senior...committed to play at UCLA before signing with the Athletics.



CAREER HIGHS

HITS

2, 9x-last 9/22/17 at BAL

HITTING STREAK

4G, 3x-last 6/19/17 - 6/23/17

HOME RUNS

1, 5x-last 6/19/17 vs. CIN

RBI

3, 6/16/17 at DETRUNS
 2, 2x-last 5/20/17 vs. NYY

WALKS

2, 2x-last 9/29/17 vs. BAL

STRIKEOUTS

3, 2x-last 6/20/17 vs. CIN

STOLEN BASES

1, 5/7/17 vs. TOR

CAREER BATTING

YEAR	CLUB	AVG	G	AB	R	H	2B	3B	HR	RBI	SH	SF	HB	BB-I	SO	SB	CS	GDP	SLG	OBP
2012	AZL Athletics	.297	29	101	25	30	10	2	4	22	1	4	5	16-0	15	2	0	3	.554	.405
	Vermont	.181	26	94	9	17	2	0	1	8	3	0	0	7-0	31	1	1	3	.234	.238
2013	Beloit	.277	101	401	59	111	21	1	9	46	0	2	7	41-0	79	1	7	10	.401	.353
2014	Stockton	.310	132	548	110	170	37	3	15	60	1	5	16	72-1	94	4	4	10	.471	.402
2015	Montgomery	.274	78	299	49	82	20	5	4	41	0	4	11	33-0	58	2	3	7	.415	.363
	GCL Rays	.125	4	8	2	1	0	0	0	0	0	0	1	3-0	2	1	0	0	.125	.417
2016	Durham	.259	118	436	50	113	21	3	5	43	2	4	11	58-0	100	2	1	9	.356	.358
2017	Tampa Bay	.206	75	218	22	45	7	2	5	19	1	2	4	29-0	73	1	1	5	.326	.308
	Charlotte	.556	4	9	3	5	1	0	1	3	0	0	1	1-1	1	0	0	0	1.000	.636
	Durham	.372	11	43	7	16	2	0	1	1	0	0	1	3-0	7	0	1	2	.488	.426
Minor League Totals		.281	503	1939	314	545	114	14	40	224	7	19	53	234-2	387	13	17	44	.416	.371
Major League Totals		.206	75	218	22	45	7	2	5	19	1	2	4	29-0	73	1	1	5	.326	.308

1: Selected by the Oakland Athletics in the first round (34th overall) of the 2012 June Draft...signed by Eric Martins. **2:** Acquired by the Tampa Bay Rays along with OF John Jaso, OF Boog Powell and cash considerations from Oakland in exchange for SS Yunel Escobar and INF/OF Ben Zobrist, January 10, 2015.

CAREER FIELDING

YEAR	POSITION	PCT	G	PO	A	E	TC	DP
2017	Second Base	.993	41	47	86	1	134	20
	Shortstop	.961	24	26	48	3	77	6
	Third Base	.971	17	10	24	1	35	6
	Left Field	-	1	0	0	0	0	0

LEFT-RIGHT BREAKDOWN

	2017					CAREER				
	AVG	AB	H	HR	RBI	AVG	AB	H	HR	RBI
vs. Left	.185	65	12	2	7	.185	65	12	2	7
vs. Right	.216	153	33	3	12	.216	153	33	3	12



| 52 | RIGHT-HANDED PITCHER

Chaz Roe



BATS
RIGHT

THROWS
RIGHT

HEIGHT
6'5"

WEIGHT
190



CHAZ DANIEL ROE

MAJOR LEAGUE SERVICE **2 years, 94 days**
OPENING DAY AGE **31**
BORN **10/9/86** in **Steubenville, OH**
RESIDES **Lancaster, KY**

CONTRACT STATUS **Signed through 2018**
ACQUIRED **From the Atlanta Braves in exchange for cash considerations, 7/18/17**
SIGNING SCOUT **Scott Corman (Rockies)**

X-RAY REPORT

- ◆ Chaz and his wife, Sarah, have two daughters, Mila (4) and Taylin (2).
- ◆ Chaz grew up a Pittsburgh sports fan...his great uncle is Hall of Famer Bill Mazeroski.
- ◆ His father, Donald, played football at the University of Kentucky and once made a solo tackle against running back Herschel Walker...his father inspired his love of the outdoors, and once a year would pull Chaz out of school to go on a fishing trip.
- ◆ His professional career also includes a 2012 detour with the Laredo Lemurs in independent ball...his time in Laredo renewed his love of the game and reminded him of how he felt in high school—focusing on having fun...the Rays are his 10th major league organization since being selected in the 2005 June Draft.
- ◆ In 2014, Chaz met Michael Jordan at Yankee Stadium and took a photo with him...he was with the Yankees at the time and Jordan was there for one of Derek Jeter's final games.

2017 SEASON

- ◆ Acquired on July 18 from the Braves for cash considerations...was a September call up for the Rays after making 17 apps with Triple-A Durham.
- ◆ Selected by the Rays from Durham on Sep 5 and became the 53rd and final player used by the club, a club record (52 in 2000).
- ◆ His only run allowed in 9 apps spanning 8.2 IP with the Rays was a solo homer by Aaron Hicks, Sep 28 at NYY...did not allow a run in his first 7 apps with the team.

- ◆ Held opponents to a .143 avg. (4-for-28) with the Rays.
- ◆ With Atlanta, made his first career Opening Day roster...made 3 apps in April but was on the disabled list for most of the first half with a right lat strain...reinstated from the 60-day DL and designated for assignment on July 6, and outrighted to Triple-A Gwinnett on July 13.
- ◆ After being outrighted by the Braves, allowed 3 R/ER in his only app for Gwinnett...was 0-3 with a 3.00 ERA (21-IP, 7-ER) and 35 SO to 5 BB in 17 apps with Durham.

CAREER HIGHLIGHTS

- ◆ According to FanGraphs, has thrown 42.7 pct. sliders in his career, and has thrown 54.9 pct. sliders over the last two seasons.
- ◆ Has limited right-handed hitters to a .194 avg. (45-for-232), including .146 (12-for-82) since the start of the 2016 season.
- ◆ In **2016**, was 2-0 with a 3.64 ERA (29.2-IP, 12-ER) and 37 SO over 30 apps in the majors, split between the Orioles (9) and Braves (21).
- ◆ Began the season with Triple-A Norfolk...selected to the Orioles major league roster on June 30...designated for assignment on July 29 and claimed off waivers by the Braves.
- ◆ Eighteen of his 21 apps with the Braves were scoreless, including his first 8 apps...recorded a 0.84 ERA (10.2-IP, 1-ER) over his final 11 apps...yielded 7 ER in 2 apps spanning 1 IP in between.
- ◆ Ended the season with at least 1 SO in his final 11 apps, the longest such streak of his career.
- ◆ His 36 apps for the Orioles in **2015** remain a career high, as do his 4 wins, 41.1 IP and 38 SO...



was on the 15-day DL from Aug 10-31 with right shoulder tendinitis.

- ◆ Selected to the active roster on May 24 and made his Orioles debut that night...recorded a career-high 4 SO on May 31 vs. TB.
- ◆ All 4 wins came against AL East opponents: June 9 vs. BOS, June 13 vs. NYY, Sep 15 vs. BOS and Sep 17 at TB.
- ◆ In **2014**, named to the Pacific Coast League mid-season All-Star Team...led Triple-A New Orleans with 14 saves, which ranked 3rd among Marlins minor leaguers.
- ◆ Made 3 apps for the Yankees in September after being acquired from the Marlins for cash considerations...claimed off waivers by the Pirates on Sep 24.
- ◆ Made 21 apps for the Diamondbacks in **2013**, his first career major league action...selected from Triple-A Reno and made his major league debut that night at NYM (1.2-IP, 1-H, 0-R/ER, 3-BB, 1-SO)...totaled three stints with the Diamondbacks.
- ◆ Pitched for the Laredo Lemurs in independent ball in **2012**...moved to the bullpen for his final 23 apps with Triple-A Tacoma in **2011**...suffered a career-high 13 losses in 27 starts with Triple-A Colorado Springs in **2010**...acquired by the Mariners following the season in a trade for infielder José López.
- ◆ In **2009**, missed time with a left oblique strain...made 5 starts for the Scottsdale Scorpions in the Arizona Fall League...ranked by *Baseball America* among the Top 30 prospects in the Rockies system following the season for a fifth consecutive year.
- ◆ In **2008**, underwent arthroscopic surgery on his left knee during spring training, delaying the start of his season...made 8 starts for the Phoenix Desert Dogs in the Arizona Fall League.
- ◆ Twice was named California League Pitcher of the Week for Class-A Modesto in **2007**...received the honor for the periods of May 14-20 and Aug 13-19.
- ◆ Ranked by *Baseball America* as the No. 10 prospect in the Rockies system following the season for a second consecutive year.
- ◆ Made his professional debut with Rookie-level Casper in **2005**...named to the Pioneer League postseason All-Star Team...ranked by *Baseball America* as the No. 4 prospect in the Rockies system and No. 8 prospect in the Pioneer League following the season.



SKIP MILOS / TAMPA BAY RAYS

AMATEUR CAREER

- ◆ Selected by the Rockies in the first round (32nd overall) out of Lafayette (Ky.) High School in 2005...was 7-2 with a 0.63 ERA as a senior, earning third team All-American honors by *Baseball America*...committed to the University of Kentucky before signing with the Rockies.



CAREER HIGHS

LONGEST OUTING

2.2, 9/13/16 vs. MIA

STRIKEOUTS

4, 5/31/15 vs. TB

WALKS

3, 7/1/13 at NYM

HR ALLOWED

1, 10x-last 9/28/17 at NYY

RUNS ALLOWED

4, 8/28/16 at SF

HITS ALLOWED

4, 2x-last 9/1/16 vs. SD

WIN STREAK

4G, 9/15/15 - Current

LOSS STREAK

2G, 7/2/15 - 8/9/15

CAREER PITCHING

YEAR	CLUB	W	L	ERA	G	GS	CG	SHO	SV	IP	H	R	ER	HR	HB	BB-I	SO	WP	BK
2005	Casper	5	2	4.17	12	12	0	0	0	49.2	31	25	23	2	6	36-0	55	8	0
2006	Asheville	7	4	4.06	19	19	0	0	0	99.2	105	54	45	4	12	47-0	80	11	0
2007	Modesto	7	11	4.33	29	29	2	0	0	170.1	148	93	82	17	13	73-0	131	10	1
2008	Modesto	2	1	5.49	3	3	0	0	0	19.2	24	17	12	1	0	3-0	16	1	0
	Tulsa	5	4	4.27	16	16	1	1	0	105.1	98	57	50	15	9	34-0	70	5	0
2009	Tulsa	7	3	3.15	20	20	1	0	0	117.0	105	47	41	7	6	43-0	77	5	1
2010	Colorado Springs	9	13	5.98	27	27	2	0	0	158.0	210	115	105	18	7	53-2	115	9	0
2011	Tacoma	0	7	6.59	33	10	0	0	2	99.2	133	85	73	16	4	38-0	83	11	1
2012	Laredo (IND)	3	2	1.47	49	0	0	0	1	55.0	47	15	9	1	4	7-3	69	6	0
2013	Mobile	0	1	0.00	3	0	0	0	1	2.1	2	1	0	0	0	0-0	3	0	0
	Reno	0	0	1.23	22	0	0	0	7	22.0	15	3	3	0	3	4-0	20	5	0
	Arizona	1	0	4.03	21	0	0	0	0	22.1	18	10	10	3	0	13-3	24	1	0
2014	New Orleans	3	3	3.66	47	0	0	0	14	64.0	53	30	26	5	6	21-1	72	4	0
	New York-AL	0	0	9.00	3	0	0	0	0	2.0	3	3	2	0	0	3-0	4	1	0
2015	Norfolk	3	1	2.19	17	0	0	0	2	24.2	17	6	6	0	3	9-1	22	0	0
	Baltimore	4	2	4.14	36	0	0	0	0	41.1	44	19	19	4	1	17-2	38	0	0
	Bowie	1	0	6.75	1	0	0	0	0	1.1	1	1	1	0	0	0-0	0	0	0
2016	Norfolk	1	2	2.39	33	0	0	0	4	37.2	27	10	10	1	1	10-1	45	2	0
	Baltimore	1	0	3.72	9	0	0	0	0	9.2	8	4	4	2	0	7-0	11	1	0
	Atlanta	1	0	3.60	21	0	0	0	0	20.0	14	8	8	0	1	7-1	26	0	0
2017	Atlanta	0	0	9.00	3	0	0	0	0	2.0	3	4	2	0	1	2-0	1	0	0
	Florida	0	1	27.00	3	1	0	0	0	2.0	6	6	6	0	0	2-0	3	1	0
	GCL Braves	0	0	0.00	1	1	0	0	0	1.0	0	1	0	0	0	1-0	1	0	0
	Gwinnett	0	1	27.00	1	0	0	0	0	1.0	3	3	3	0	0	1-0	1	0	0
	Durham	0	3	3.00	17	0	0	0	4	21.0	18	8	7	1	1	5-0	35	5	0
	Tampa Bay	0	0	1.04	9	0	0	0	0	8.2	4	1	1	1	0	3-0	12	1	0
	Minor League Totals	50	57	4.45	304	138	6	1	34	996.1	996	562	493	87	71	380-5	829	77	3
	Major League Totals	7	2	3.91	102	0	0	0	0	106.0	94	49	46	10	3	52-6	116	4	0

1: Selected by the Colorado Rockies in the first round (32nd overall) of the 2005 June Draft...signed by Scott Corman. 2: Acquired by the Seattle Mariners from Colorado in exchange for INF José López, December 2, 2010. 3: Signed by the Arizona Diamondbacks as a free agent, September 15, 2012. 4: Claimed by the Texas Rangers off waivers from Arizona, November 1, 2013. 5: Signed by the Miami Marlins as a free agent, February 6, 2014. 6: Acquired by the New York Yankees from Miami in exchange for cash considerations, August 31, 2014. 7: Claimed by the Pittsburgh Pirates off waivers from New York, September 24, 2014. 8: Signed by the Baltimore Orioles as a free agent, December 18, 2014. 9: Claimed by the Atlanta Braves off waivers from Baltimore, August 7, 2016. 10: Acquired by the Tampa Bay Rays from Atlanta in exchange for cash considerations, July 18, 2017.



CAREER FIELDING

YEAR	POSITION	PCT	G	PO	A	E	TC	DP
2013	Pitcher	1.000	21	2	1	0	3	0
2014	Pitcher	1.000	3	1	0	0	1	0
2015	Pitcher	.800	36	1	3	1	5	0
2016	Pitcher	1.000	30	2	2	0	4	1
2017	Pitcher	-	12	0	0	0	0	0
Totals		.923	102	6	6	1	13	1

CAREER BATTING

YEAR	CLUB	AVG	AB	R	H	2B	3B	HR	RBI	SH	SF	HB	BB-I	SO	SB	CS	GDP	SLG	OBP
2013	Arizona	.000	1	0	0	0	0	0	0	0	0	0	0-0	1	0	0	0	.000	.000

LEFT-RIGHT BREAKDOWN

	2017				CAREER			
	AVG	AB	H	HR	AVG	AB	H	HR
vs. Left	.214	14	3	1	.310	158	49	5
vs. Right	.167	24	4	0	.194	232	45	5

DID YOU KNOW?

MAJOR LEAGUE WAIVER RULES

There are three types of waiver requests: trade waivers, outright waivers and unconditional release waivers.

- Trade waivers are necessary for any player assignment between major league clubs made from July 31 at 4 p.m. ET (better known as the "non-waiver trade deadline") until 12 p.m. on the seventh day prior to the close of the championship season.
- Outright waivers are irrevocable. They are required for a major league club to assign a player outright to a minor league club.
- Unconditional release waivers are irrevocable and can be secured at any point during the year to release a player.



| 54 | RIGHT-HANDED PITCHER

Sergio Romo

BATS
RIGHT

THROWS
RIGHT

HEIGHT
5'11"

WEIGHT
185



SERGIO FRANCISCO ROMO

MAJOR LEAGUE SERVICE **9 years, 97 days**
OPENING DAY AGE **35**
BORN **3/4/83** in **Brawley, CA**
RESIDES **Yuma, AZ**
CONTRACT STATUS **Signed through 2018**

ACQUIRED **From the Los Angeles Dodgers in exchange for cash considerations, 7/22/17**
SIGNING SCOUT **Joe Strain (Giants)**

SOCIAL MEDIA @sergioromo54 @sergioromo54

X-RAY REPORT

- ◆ Sergio's father, Frank, was born to a Mexican farm laborer who immigrated to the U.S. when Frank was a baby...Frank played first base for a semi-pro team in Mexicali, not far from the family's home in Brawley...as soon as Sergio was out of diapers, he went with his father to games to run around the bases and play catch.
- ◆ As a high school sophomore, he rode BMX bikes... he saved up \$400 from his paper route to buy a bike...one day during baseball season, he came out of a flip on his bike and landed on his head, suffering a concussion and broken collar bone... he was airlifted to a trauma center, where doctors first thought he was paralyzed...for five days, he was in and out of consciousness...he recovered but couldn't play the rest of that season.
- ◆ Sergio has an elaborate tattoo on his right bicep of monster faces that capture different sides of his personality...the largest image is his inner demon, conveying his competitive drive...a melting face represents his fear of letting his life go to waste...other images represent the prankster within himself, his fear of failure, his innermost secrets and previous foolish mistakes.
- ◆ He has two sons, Rilen and Ryder...below his elaborate tattoo is a newer one: large praying hands with Rilen's name on them...he says they represent his son praying for him to walk the straight and narrow and to be a good father.
- ◆ He was 57" when he graduated from Brawley Union (Calif.) High School and received no offers from four-year colleges...his father urged him to join the Navy after high school, and Sergio took

the entrance test and had the enlistment papers in front of him but didn't sign...he convinced his father to let him try a year at community college.

2017 SEASON

- ◆ Was one of three veteran relievers acquired by the Rays in the days leading up to the July 31 trade deadline, along with Dan Jennings and Steve Cishek...was acquired from the Dodgers on July 22 in exchange for cash considerations.
- ◆ Went 2-0 with a 1.47 ERA (30.2-IP, 5-ER) in 25 apps after the trade...made his Rays debut on July 24 vs. BAL...from that date through the end of the season, ranked 4th in the AL in ERA (min. 20 IP)...in comparison, was 1-1 with a 6.12 ERA (25-IP, 17-ER) in 30 apps with the Dodgers.
- ◆ Crafted a 0.43 ERA (21-IP, 1-ER) in his last 17 apps beginning Aug 12, the lowest ERA in the majors (min. 15 IP) over that span.
- ◆ Between the two organizations, yielded 9 HR to tie a career high (2014)...yielded a career-high 7 HR against right-handed batters...did not allow a homer in his last 19 apps spanning 24.2 IP.
- ◆ From May 28–Aug 12, had a career-long streak of 20 consecutive apps with a strikeout.
- ◆ Pitched for the Charros de Jalisco in the Mexican Pacific League for a second consecutive year.
- ◆ **WORLD BASEBALL CLASSIC:** Pitched for Mexico in the World Baseball Classic during spring training, going 0-0 with a 20.25 ERA (1.1-IP, 3-ER) in 2 apps...it was the second consecutive tournament he pitched for Team Mexico.



ACTIVE MLB LEADERS [MIN. 500 APPS]

OPPONENTS' BATTING AVG.

Tyler Clippard	.196
Sergio Romo	.206
Darren O'Day	.207

WHIP

Sergio Romo	0.97
Darren O'Day	1.03
Huston Street	1.07

SO/BB RATIO

Sergio Romo	5.16
Darren O'Day	3.68
Huston Street	3.63

SO/9 IP RATIO

David Robertson	12.00
Francisco Rodríguez	10.53
Sergio Romo	10.12

CAREER HIGHLIGHTS

- Owns a .188 opp avg. in his career against right-handed batters.
- Has recorded a sub-3.00 ERA in seven of his 10 major league seasons.
- Won World Series titles with the Giants in 2010, 2012 and 2014...has made 27 apps in the postseason, tied for 5th among actives...is 3-1 with a 3.09 ERA (23.1-IP; 8-ER) and 4 saves in his postseason career.
- In **2016**, missed 77 games with a right flexor strain and was limited to a career-low 30.2 IP...placed on the 15-day DL on April 15 after making 4 apps to start the season.
- Pitched to a 1.42 ERA (19-IP; 3-ER) over his last 26 apps starting Aug 3, lowering his season ERA from 4.63 to 2.64.
- On July 26 vs. CIN, yielded homers to Jay Bruce and Adam Duvall, the only time in his career he has allowed multiple homers in the same game.
- POSTSEASON:** Yielded runs in both postseason apps...charged a blown save in Game 3 of the NLDS vs. CHC, allowing a game-tying, 2-run homer to Kris Bryant in a 6-5, 13-inning win...in the season-ending loss in Game 4, allowed an RBI double to Ben Zobrist, his only batter faced, as part of a 4-run 9th inning.
- In **2015**, made a career-high 70 apps...ranked 2nd in the majors with 34 holds behind PIT Tony Watson (41)...stranded 81.6 pct. of inherited runners, 8th among NL relievers.
- Limited right-handed hitters to a .170 avg. (25-for-147), but his .371 opp avg. (26-for-70) vs. lefties was 5th-highest in the NL (min. 50 AB).

- In **2014**, allowed a career-high 24 runs and career-high-tying 9 HR, tied for 5th-most among NL relievers...began the season as the Giants closer, but lost that role after yielding 9 R/ER over a stretch of 5 apps spanning 4.1 IP from June 13-28, including 3 blown saves.
- POSTSEASON:** Pitched to a 1.29 ERA (7-IP; 1-ER) in 9 apps as the Giants won the World Series for the third time in six seasons...held right-handed batters to a .111 avg. (2-for-18) with 7 SO...suffered his first career postseason loss in Game 2 of the NLCS at STL, yielding a walk-off homer to Kolten Wong.
- In **2013**, tied for 3rd in the NL with 38 saves, trailing ATL Craig Kimbrel (50) and WAS Rafael Soriano (43)...became the fifth pitcher in Giants history with at least 35 saves in a single season, joining Robb Nen (5), Brian Wilson (4), Rod Beck (3) and Tim Worrell (1)...in 2015, Santiago Casilla recorded 38 saves to join this group.
- WORLD BASEBALL CLASSIC:** Pitched for Mexico in the World Baseball Classic during spring training...blew the save and took the loss against Italy, allowing a go-ahead, 2-run double to Anthony Rizzo...his only other app came against Team USA, and he converted the save with a perfect 9th inning.
- ALL-STAR GAME:** Did not pitch following his selection by Giants Manager Bruce Bochy, the first selection of his career...was added as an injury replacement for PIT Jeff Locke.
- In **2012**, ranked 4th among NL relievers with a 1.79 ERA (55.1-IP; 11-ER) behind ATL Craig Kimbrel (1.01), CIN Aroldis Chapman (1.51) and ATL Eric O'Flaherty (1.73).
- Did not allow an earned run in his first 13 apps spanning 10.1 IP...entered the All-Star break with a 0.72 ERA (25-IP; 2-ER) in 31 apps.
- Received a team-high 9 save chances from the start of August through the end of the season, converting all of them...converted 14 saves in 15 chances on the season.
- Thrived in the closer's role after Brian Wilson underwent Tommy John surgery in April and Santiago Casilla blew 6 saves in 30 chances through the end of July.
- Won the Gibby Award for Setup Man of the Year, presented by MLB.com.
- POSTSEASON:** Was 1-0 with a 0.84 ERA (10.2-IP; 1-ER) in 10 apps and converted all 4 save opportunities...won Game 3 and saved the decisive Game 5 in the NLDS against the Reds...made 3 apps, all ending with the save, in the World Series sweep against the Tigers...in the clinching



Game 4, struck out the side including Miguel Cabrera to end the series.

- ◆ Remains one of seven pitchers with at least 3 saves in a single Fall Classic, along with NYY John Wetteland (4) in 1996, BOS Jonathan Papelbon (3) in 2007, ANA Troy Percival (3) in 2002, NYY Mariano Rivera (3) in 1998, PIT Kent Tekulve (3) in 1979 and PIT Roy Face (3) in 1960.
- ◆ In **2011**, pitched to a career-low 1.50 ERA (48-IP, 8-ER) in 65 apps...min. 30 IP, ranked 3rd in the NL in ERA and 1st in the majors with a 0.71 WHIP and 14.00 SO/BB ratio.
- ◆ His 1.50 ERA was the lowest by a Giant since Robb Nen (1.50) in 2000, while his 14.00 SO/BB ratio was the highest in franchise history and best in the majors since OAK Dennis Eckersley (18.25) in 1990.
- ◆ According to Baseball Reference, 71.3 pct. of his pitches were strikes, 2nd in the majors behind BAL/TEX Koji Uehara (72.0).
- ◆ Retired 31 consecutive batters faced over a 15-game stretch from July 4–Aug 6...did not allow a run in 28 apps spanning 21.2 IP from June 30–Sep 23.
- ◆ Was on the 15-day DL from Aug 10-27 with right elbow inflammation.
- ◆ In **2010**, was on the Giants active roster for the entire season...his 62 IP remain a career high... his 5.00 SO/BB ratio ranked 6th among NL relievers.
- ◆ **POSTSEASON:** Went 1-0 with a 7.36 ERA (3.2-IP, 3-ER) in 6 apps as the Giants won the World Series for the first time since 1954...won Game 3 of the ALDS at ATL when the Giants came from behind to take a 3-2 lead in the 9th inning.
- ◆ In **2009**, missed the first two months of the season with a right elbow sprain suffered in spring training...made 6 rehab apps (1 start) in the minors prior to returning.
- ◆ Earned his first career save on July 7 vs. FLA... struck out both batters faced—Dan Uggla and Jorge Cantú—to clinch a 3-0 win.
- ◆ In **2008**, was on the Giants active roster from June 24–Aug 5 and Aug 16 through the end of the season, his first career major league action.
- ◆ Made his major league debut on June 26 at CLE, a perfect 8th inning including strikeouts of Casey Blake and David Dellucci...recorded his first career win on Aug 1 at SD.
- ◆ Did not allow a run in 13 apps spanning 17.2 IP during his second stint in the majors.

- ◆ Went 1-3 with a 3.27 ERA (33-IP, 12-ER) in 27 apps between Double-A Connecticut and Triple-A Fresno...tied for 3rd among Giants minor leaguers with 11 saves.
- ◆ Pitched to a 2.70 ERA (16.2-IP, 5-ER) with 6 saves in 15 apps for the Aguilas de Mexicali in the Mexican Pacific League.
- ◆ Ranked by *Baseball America* as the No. 10 prospect in the Giants system following the season.
- ◆ Spent the entire **2007** season with Class-A San Jose, where he pitched exclusively out of the bullpen for the first time in his professional career...his 14.38 SO/9 IP ratio led full-season relievers...named Relief Pitcher of the Year for the Class-A Advanced level by MLB.com.
- ◆ Crafted a 0.64 ERA (14-IP, 1-ER) in 9 apps for the Scottsdale Scorpions in the Arizona Fall League.
- ◆ Ranked by *Baseball America* as the No. 28 prospect in the Giants system following the season.
- ◆ Pitched for Class-A Augusta in **2006**, where he was named to the South Atlantic League midseason All-Star Team...in **2005**, led the Northwest League with 7 wins.

AMATEUR CAREER

- ◆ Selected by the Giants in the 28th round of the 2005 June Draft out of Colorado Mesa University...transferred there from the University of North Alabama...went 24-4 in his two seasons at the Division II level.
- ◆ Originally attended Orange Coast (Calif) Community College, then transferred to Arizona Western Junior College and pitched there for two seasons.

CAREER HIGHS

LONGEST OUTING

3, 0, 2x-last 9/21/08 at LAD

STRIKEOUTS

4, 7/23/13 vs. CIN (G2)

WALKS

3, 4/21/17 at ARI

HR ALLOWED

2, 7/26/16 vs. CIN

RUNS ALLOWED

5, 3x-last 4/21/17 at ARI

HITS ALLOWED

4, 5x-last 8/21/15 at PIT

WIN STREAK

8G, 5/9/10 – 6/1/11

LOSS STREAK

5G, 4/16/15 – 9/15/15



CAREER PITCHING

YEAR	CLUB	W	L	ERA	G	GS	CG	SHO	SV	IP	H	R	ER	HR	HB	BB-I	SO	WP	BK
2005	Salem-Keizer	7	1	2.75	15	14	0	0	0	68.2	70	24	21	7	3	9-1	65	1	1
2006	Augusta	10	2	2.53	31	10	0	0	4	103.1	78	33	29	9	5	19-1	95	2	0
2007	San Jose	6	2	1.36	41	0	0	0	9	66.1	35	12	10	4	1	15-1	106	2	0
2008	Connecticut	1	3	4.00	24	0	0	0	11	27.0	22	15	12	1	2	7-2	30	0	0
	San Francisco	3	1	2.12	29	0	0	0	0	34.0	16	13	8	3	3	8-1	33	0	0
	Fresno	0	0	0.00	3	0	0	0	0	6.0	3	0	0	0	0	2-1	7	0	0
2009	San Jose	0	0	0.00	3	1	0	0	0	4.2	2	0	0	0	0	2-0	6	0	0
	Fresno	0	0	0.00	3	0	0	0	0	3.0	2	1	0	0	0	0-0	3	1	0
	San Francisco	5	2	3.97	45	0	0	0	2	34.0	30	15	15	1	1	11-0	41	2	0
2010	San Francisco	5	3	2.18	68	0	0	0	0	62.0	46	16	15	6	4	14-2	70	0	0
2011	San Francisco	3	1	1.50	65	0	0	0	1	48.0	29	8	8	2	0	5-1	70	0	0
	AZL Giants	0	0	0.00	1	1	0	0	0	1.0	1	0	0	0	0	0-0	3	0	0
2012	San Francisco	4	2	1.79	69	0	0	0	14	55.1	37	11	11	5	3	10-1	63	2	0
2013	San Francisco	5	8	2.54	65	0	0	0	38	60.1	53	20	17	5	1	12-3	58	1	0
2014	San Francisco	6	4	3.72	64	0	0	0	23	58.0	43	24	24	9	4	12-2	59	2	0
2015	San Francisco	0	5	2.98	70	0	0	0	2	57.1	51	20	19	3	1	10-2	71	4	0
2016	San Francisco	1	0	2.64	40	0	0	0	4	30.2	26	9	9	5	0	7-1	33	1	0
	Sacramento	1	1	5.68	7	0	0	0	0	6.1	8	4	4	1	0	0-0	11	0	0
	San Jose	0	0	0.00	4	0	0	0	0	5.0	2	0	0	0	0	1-0	8	0	0
2017	Los Angeles-NL	1	1	6.12	30	0	0	0	0	25.0	23	17	17	7	0	12-1	31	0	1
	R. Cucamonga	0	0	3.00	2	2	0	0	0	3.0	3	1	1	0	0	0-0	2	0	0
	Tampa Bay	2	0	1.47	25	0	0	0	0	30.2	19	6	5	2	1	7-1	28	2	0
Minor League Totals		25	9	2.35	134	28	0	0	24	294.1	226	90	77	22	11	55-6	336	6	1
Major League Totals		35	27	2.69	570	0	0	0	84	495.1	373	159	148	48	18	108-15	557	14	1

1: Selected by the San Francisco Giants in the 28th round of the 2005 June Draft...signed by Joe Strain. 2: Signed by the Los Angeles Dodgers as a free agent, February 15, 2017. 3: Acquired by the Tampa Bay Rays from Los Angeles in exchange for cash considerations, July 22, 2017.

ALL-STAR GAME PITCHING

YEAR	CLUB	W	L	ERA	G	GS	CG	SHO	SV	IP	H	R	ER	HR	HB	BB-I	SO	WP	BK
2013	NL, New York-NL																		
										Selected-Did Not Pitch									

WORLD BASEBALL CLASSIC PITCHING

YEAR	CLUB	W	L	ERA	G	GS	CG	SHO	SV	IP	H	R	ER	HR	HB	BB-I	SO	WP	BK
2013	Mexico	0	1	9.00	2	0	0	0	1	2.0	3	2	2	0	0	0-0	1	0	0
2017	Mexico	0	0	20.25	2	0	0	0	0	1.1	4	3	3	1	0	1-0	1	0	0
WBC Totals		0	1	13.50	4	0	0	0	1	3.1	7	5	5	1	0	1-0	2	0	0

POSTSEASON PITCHING

YEAR	SERIES	CLUB	W	L	ERA	G	GS	CG	SHO	SV	IP	H	R	ER	HR	HB	BB-I	SO	WP	BK	
2010	NLDS	SF vs. ATL	1	0	40.50	2	0	0	0	0	0.2	3	3	3	1	0	0-0	0	0	0	
	NLCS	SF vs. PHI	0	0	0.00	3	0	0	0	0	0	2.1	2	0	0	0	0	1-0	3	0	0
	WS	SF vs. TEX	0	0	0.00	1	0	0	0	0	0	0.2	1	0	0	0	0	0-0	1	0	0
2012	NLDS	SF vs. CIN	1	0	2.08	3	0	0	0	1	4.1	2	1	1	0	0	1-0	1	0	0	
	NLCS	SF vs. STL	0	0	0.00	4	0	0	0	0	0	3.1	2	0	0	0	0	0-0	3	1	0
	WS	SF vs. DET	0	0	0.00	3	0	0	0	0	3	3.0	0	0	0	0	0	0-0	5	0	0
2014	NLDS	SF vs. WAS	0	0	0.00	3	0	0	0	0	3.0	2	0	0	0	0	0-0	2	0	0	
	NLCS	SF vs. STL	1	1	5.40	4	0	0	0	0	1.2	2	1	1	1	0	0-0	1	0	0	
	WS	SF vs. KC	0	0	0.00	2	0	0	0	0	2.1	2	0	0	0	0	0-0	4	0	0	
2016	NLDS	SF vs. CHC	0	0	13.50	2	0	0	0	0	2.0	2	3	3	1	0	1-0	2	0	0	
Postseason Totals			3	1	3.09	27	0	0	0	4	23.1	18	8	8	3	0	3-0	22	1	0	



CAREER FIELDING

YEAR	POSITION	PCT	G	PO	A	E	TC	DP
2008	Pitcher	1.000	29	2	5	0	7	0
2009	Pitcher	1.000	45	0	5	0	5	0
2010	Pitcher	1.000	68	1	5	0	6	0
2011	Pitcher	1.000	65	0	3	0	3	0
2012	Pitcher	1.000	69	1	5	0	6	0
2013	Pitcher	1.000	65	2	6	0	8	0
2014	Pitcher	.909	64	3	7	1	11	0
2015	Pitcher	1.000	70	4	8	0	12	0
2016	Pitcher	1.000	40	2	0	0	2	0
2017	Pitcher	1.000	55	1	5	0	6	0
Totals		.985	570	16	49	1	66	0

CAREER BATTING

YEAR	CLUB	AVG	AB	R	H	2B	3B	HR	RBI	SH	SF	HB	BB-I	SO	SB	CS	GDP	SLG	OBP
2008	San Francisco	.000	1	0	0	0	0	0	0	0	0	0	0-0	0	0	0	0	.000	.000
2009	San Francisco	.000	1	0	0	0	0	0	0	0	0	0	0-0	1	0	0	0	.000	.000
2010	San Francisco	.000	2	0	0	0	0	0	0	0	0	0	0-0	2	0	0	0	.000	.000
2015	San Francisco	.000	2	0	0	0	0	0	0	0	0	0	0-0	1	0	0	0	.000	.000
Major League Totals		.000	6	0	0	0	0	0	0	0	0	0	0-0	4	0	0	0	.000	.000

LEFT-RIGHT BREAKDOWN

	2017				CAREER			
	AVG	AB	H	HR	AVG	AB	H	HR
vs. Left	.236	55	13	2	.240	617	148	13
vs. Right	.196	148	29	7	.188	1198	225	35

DID YOU KNOW?

THE SAVE RULE | ADOPTED IN 1969 |

Rule 10.20: Saves for Relief Pitchers

Credit a pitcher with a save when he meets all three of the following conditions:

- [1] He is the finishing pitcher in a game won by his club; and
- [2] He is not the winning pitcher; and
- [3] He qualified under one of the following conditions:
 - (a) He enters the game with a lead of no more than three runs and pitches for at least one inning.
 - (b) He enters the game, regardless of the count, with the potential tying run either on base, or at-bat, or on deck (that is, the potential tying run is either already on base or is one of the first two batsmen he faces); or
 - (c) He pitches effectively for at least three innings.

| TB |



| 14 | INFIELDER


Ryan Schimpf

BATS
LEFT

THROWS
RIGHT

HEIGHT
5'9"

WEIGHT
180



RYAN MICHAEL SCHIMPF (shimpf)

MAJOR LEAGUE SERVICE **1 year, 8 days**
OPENING DAY AGE **29**
BORN **4/11/88** in **New Orleans, LA**
RESIDES **Covington, LA**

CONTRACT STATUS **Signed through 2018**
ACQUIRED **From the San Diego Padres in exchange for INF Deion Tansel, 12/12/17**
SIGNING SCOUT **Rob St. Julien (Blue Jays)**

SOCIAL MEDIA @Ryan_Schimpf

X-RAY REPORT

- Ryan and his wife, Felicia, were high school sweethearts, moved to Louisiana State together and were married in 2013...the couple has two children, Kenley and Reed.
- His love for the university started "in the womb," as his mother attended Tigers games while pregnant...he grew up dreaming of playing football for the Tigers, but eventually specialized in baseball due to his size...his uncle ran track for LSU.
- Ryan finished his degree in general studies over the offseason...previous attempts to do so were interrupted by winter ball and instructional league action.
- Ryan is an avid outdoorsman who loves to hunt and fish.

2017 SEASON

- Opened the season as the Padres third baseman, his first career Opening Day roster...through the end of May, led the club and tied for 5th in the NL with 14 HR...optioned to Triple-A El Paso on June 9 and remained there for the rest of the season.
- Min. 150 AB, his .158 avg. (26-for-165) was the lowest in the majors and lowest by a Padre since Nick Hundley (.157) in 2012...61.5 pct. of his hits went for extra bases (2-2B, 14-HR).
- Appeared in 53 games with 47 starts (46-3B, 1-DH)...at the time of his option, his 7 errors were most among NL third basemen.
- On Opening Day at LAD, homered off Clayton Kershaw in the 7th inning...became the first

Padres third baseman to homer on Opening Day since Phil Nevin in 2000.

- On April 7 vs. SF, drew a career-high 4 BB.
- On April 26 at ARI, hit a 9th-inning, go-ahead, 3-run homer off Diamondbacks closer Fernando Rodney...it was the seventh time since data is available (1974) a Padre homered to turn a multi-run deficit into a lead in the 9th inning or later... he was the first Padre to do this since Justin Upton on June 30, 2015 at NYM.
- From April 26-28, homered in 3 consecutive games for the first time in his career.
- Hit .202 (49-for-242) with 19 HR and 44 RBI in 69 games for the Chihuahuas.

CAREER HIGHLIGHTS

- In his career, 67.4 pct. of his hits have gone for extra bases...min. 500 PA, it's the highest ratio in the majors since 2016, ahead of TEX Joey Gallo (66.3)...his 12.97 AB/HR ratio over the last two seasons ranks 6th in the majors.
- Since FanGraphs batted-ball data is available (2002), Schimpf owns the highest fly ball pct. (64.6) of any player with at least 500 PA, ahead of Hall of Famer Frank Thomas (54.9).
- In **2016**, saw his first career major league action when he was selected by the Padres on June 14...went on to hit 20 HR, 3rd at the time for a single season among Padres rookies behind Nate Colbert (24) in 1969 and Jedd Gyorko (23) in 2013.
- Tied for 4th among major league rookies with 20 HR...from his June 14 call up through the end of the season, his 42 XBH ranked 2nd among major league rookies to LAD Corey Seager (43).



- ◆ His 20 HR were also the 2nd-most ever by a Padres second baseman behind Jedd Gyorko (23) in 2013.
- ◆ Of his 60 hits, 42 went for extra bases (69.5 pct.)... it was the highest ratio in major league history among players with at least 20 hits.
- ◆ All 20 HR came from July 1 through the end of the season, leading NL rookies and tying NYY Gary Sánchez for most among major league rookies over that span...his 12.35 AB/HR ratio during that stretch led major league rookies (min. 200 AB) and ranked 3rd among all NL players behind LAD Yasmani Grandal (10.85) and STL Jedd Gyorko (11.48).
- ◆ In July, won the NL Rookie of the Month award, batting .269/.387/.705 (21-for-78) with 9 HR and 17 RBI...became the fourth Padres rookie to win the monthly award, joining Josh Barfield in July 2006, Khalil Greene (April 2004, August 2004) and Xavier Nady in May 2003.
- ◆ Made his major league debut at 28 years, 64 days on June 14 vs. MIA and doubled off Tom Koehler in his first career at-bat.
- ◆ On July 1 vs. NYY, hit the first homer of his career, a 2nd-inning solo shot off Nate Eovaldi.
- ◆ On July 6 at ARI, hit multiple homers for the first time in his career...added multi-HR games on Aug 12 at NYM and Aug 19 vs. ARI.
- ◆ On Aug 12 at NYM, his career-high 6 RBI marked a Padres rookie record at the time...that mark was surpassed later in the season, by Hunter Renfroe (7) on Sep 27 vs. LAD.
- ◆ Signed with the Padres as a minor league free agent before the season and hit .355 (59-for-166) with 17 2B, 15 HR and 48 RBI in 51 games with El Paso.
- ◆ Split the 2015 season with Double-A New Hampshire and Triple-A Buffalo...combined to hit .250/.347/.508 (92-for-368) with 23 RBI and 63 RBI...led Blue Jays minor leaguers in homers for a fourth consecutive year.
- ◆ In 2014, hit a career-high 24 HR between New Hampshire and Buffalo...combined to hit .227 (90-for-397) between the two clubs.
- ◆ Named to the Blue Jays Organizational All-Star Team by MLB.com for a fourth consecutive year.
- ◆ Hit .242 (24-for-99) with 3 HR and 12 RBI in 26 games for the Venados de Mazatlan in the Mexican Winter League.
- ◆ In 2013, tied for the Eastern League lead with 23 HR and ranked 4th with 79 BB...was a Florida State League midseason All-Star for Class-A Dunedin in 2012, and earned a July 30 promo-

tion to New Hampshire...missed time in 2011 with patella tendinitis of the right knee.

- ◆ Spent the majority of the 2010 season with Class-A Lansing, where he made the Midwest League midseason All-Star Team.
- ◆ Made his professional debut in 2009...ranked by *Baseball America* as the No. 16 prospect in the Blue Jays system following the season.

AMATEUR CAREER

- ◆ Selected in the fifth round of the 2009 June Draft out of Louisiana State University...hit .336 (88-for-262) with 19 2B, 22 HR and 70 RBI as a junior, earning second team All-SEC honors.

CAREER HIGHS

HITS

4, 8/19/16 vs. ARI

HITTING STREAK

5G, 8/24/16 - 8/30/16

RBI

6, 8/12/16 at NYM

RUNS

3, 3x-last 4/29/17 at SF

WALKS

4, 4/7/17 vs. SF

STRIKEOUTS

4, 4x-last 5/15/17 vs. MIL

STOLEN BASES

1, 7/21/16 at STL

HOME RUN HIGHLIGHTS

GRAND SLAMS (1)

8/12/16 at NYM (Logan Verrett)

MULTI-HR GAMES (3)

2 - 8/19/16 vs. ARI; 8/12/16 at NYM; 7/6/16 at ARI

WALK-OFF (1)

8/19/16 vs. ARI (10th inn., Patrick Corbin)

PINCH-HIT (1)

5/6/17 vs. LAD (Clayton Kershaw)



CAREER BATTING

YEAR	CLUB	AVG	G	AB	R	H	2B	3B	HR	RBI	SH	SF	HB	BB-I	SO	SB	CS	GDP	SLG	OBP
2009	GCL Blue Jays	.500	2	4	1	2	0	1	0	0	0	0	0	2-0	0	1	0	0	1.000	.667
	Auburn	.287	34	129	25	37	7	1	3	14	4	2	3	15-0	24	4	1	3	.426	.369
2010	Lansing	.240	92	337	46	81	23	10	6	45	4	5	10	39-0	96	11	7	4	.421	.332
	Dunedin	.221	18	68	10	15	3	1	2	7	1	0	1	4-0	27	3	0	0	.382	.274
2011	Dunedin	.240	57	196	30	47	9	2	10	36	0	3	7	22-0	52	2	0	2	.459	.333
2012	Dunedin	.266	96	361	59	96	29	3	14	61	0	6	4	48-2	89	4	2	1	.479	.353
	New Hampshire	.279	33	111	21	31	8	0	8	15	1	0	2	23-2	32	3	1	1	.568	.412
2013	New Hampshire	.210	126	442	67	93	21	3	23	65	0	1	7	79-1	138	3	3	6	.428	.338
2014	New Hampshire	.270	50	185	35	50	17	1	15	37	0	3	3	28-3	56	3	0	1	.616	.370
	Buffalo	.189	67	212	29	40	7	1	9	21	1	2	7	24-1	59	0	1	2	.358	.290
2015	New Hampshire	.271	76	258	43	70	20	0	20	56	0	3	4	42-1	54	2	1	2	.581	.378
	Buffalo	.200	31	110	12	22	6	0	3	7	0	1	0	11-1	33	0	2	1	.336	.270
2016	El Paso	.355	51	166	36	59	17	0	15	48	0	1	2	21-1	23	0	1	1	.729	.432
	San Diego	.217	89	276	48	60	17	5	20	51	0	3	9	42-3	105	1	1	3	.533	.336
2017	San Diego	.158	53	165	24	26	2	0	14	25	0	2	3	27-0	70	0	0	0	.424	.284
	El Paso	.202	69	242	44	49	7	1	19	44	0	2	3	36-1	105	0	0	0	.475	.311
Minor League Totals		.245	802	2821	458	692	174	24	147	456	11	29	53	394-13	788	36	19	24	.480	.345
Major League Totals		.195	142	441	72	86	19	5	34	76	0	5	12	69-3	175	1	3	.492	.317	

1: Selected by the Toronto Blue Jays in the fifth round of the 2009 June Draft...signed by Rob St. Julien. 2: Signed by the San Diego Padres as a free agent, November 25, 2015. 3: Acquired by the Tampa Bay Rays from San Diego in exchange for INF Deion Tansel, December 12, 2017.

CAREER FIELDING

YEAR	POSITION	PCT	G	PO	A	E	TC	DP
2016	Second Base	.980	68	106	193	6	305	50
	Third Base	1.000	14	6	28	0	34	2
	Left Field	1.000	1	2	0	0	2	0
2017	Third Base	.950	50	21	113	7	141	9
Totals	Second Base	.980	68	106	193	6	305	50
	Third Base	.960	64	27	141	7	175	11
	Left Field	1.000	1	2	0	0	2	0

LEFT-RIGHT BREAKDOWN

	2017					CAREER				
	AVG	AB	H	HR	RBI	AVG	AB	H	HR	RBI
vs. Left	.163	43	7	4	7	.160	94	15	7	17
vs. Right	.156	122	19	10	18	.205	347	71	27	59



| 57 | RIGHT-HANDED PITCHER

Jaime Schultz

BATS
RIGHT

THROWS
RIGHT

HEIGHT
5'10"

WEIGHT
200



JAIME MATTHEW SCHULTZ

MAJOR LEAGUE SERVICE **None**
OPENING DAY AGE **26**
BORN **6/20/91** in **Albany, NY**
RESIDES **Raleigh, NC**

CONTRACT STATUS **Signed through 2018**
ACQUIRED **Selected in the 14th round of the 2013 June Draft**
SIGNING SCOUT **Brian Hickman (Rays)**

SOCIAL MEDIA  @JMSchultz12  @JMSchultz12

X-RAY REPORT

- ◆ Jaime and his wife, Alyssa, were married on Jan 6 in Raleigh, N.C. ...it was the first wedding held at the Holy Name of Jesus Cathedral, which opened in late-July 2017...the two honeymooned in Turks and Caicos.
- ◆ He has worked an eclectic mix of offseason jobs...previous jobs included valet parking in two states, working for yoga retailer Lululemon, collecting trash and working on boats.
- ◆ Jaime joined N.C. Development Baseball as a coach this offseason...the organization is chaired by former Rays infielder Elliot Johnson...Jaime worked with pitchers ages 9-16.
- ◆ He won the Rays annual spring training karaoke competition last season with his renditions of "Like a Prayer" by Madonna and "Roses" by Outkast.
- ◆ Jaime played soccer, basketball and baseball in high school, and can still dunk.

2017 SEASON

- ◆ Limited to 13 apps with Triple-A Durham after suffering a right groin injury in his first outing of the season...made 3 rehab apps (1 start) with the GCL Rays and was reinstated from the disabled list on July 18...made 3 apps for Class-A Charlotte before being transferred back to Durham.
- ◆ Pitched exclusively out of the bullpen for Durham, his first relief apps since 2013 with Short-A Hudson Valley.
- ◆ Also made 2 apps for Durham in the International League playoffs.

- ◆ Ranked by *Baseball America* as the No. 28 prospect in the Rays system following the season...the publication also tabbed him as having the Best Slider in the organization for a second consecutive year.
- ◆ Made 9 apps for the Rays in spring training, going 0-1 with a 1.84 ERA (14.2-IP, 3-ER) and 22 SO.

CAREER HIGHLIGHTS

- ◆ Spent the **2016** season with Durham, making 27 starts...his 163 SO led Triple-A pitchers and ranked 3rd in the minors behind Brandon Woodruff (173) and Josh Staumont (167)...led Rays minor leaguers for a second consecutive year.
- ◆ Became the first Rays minor leaguer to lead the system in strikeouts in back-to-back years since Matt Moore did it in three consecutive years from 2009-11.
- ◆ In addition to leading the IL in strikeouts, ranked 7th with a 3.58 ERA and tied for 3rd in starts...his 68 BB were 3rd-most in the league.
- ◆ Reached double-digit strikeouts in 4 starts...recorded a career-high-tying 12 SO in 5 IP on April 24 vs. Indianapolis (Pirates).
- ◆ Took a perfect game into the 7th inning on June 6 at Norfolk (Orioles)...retired his first 20 BF before a Mike Yastrzemski double...Mike is the grandson of Hall of Famer Carl Yastrzemski and went one pick after Schultz in the 14th round of the 2013 June Draft.
- ◆ Ranked by *Baseball America* as the No. 12 prospect in the Rays system following the season, up from No. 23 the year prior.



- ◆ In **2015**, made 27 starts for Double-A Montgomery...his 9 wins, 135 IP and 168 SO remain career highs.
- ◆ His 168 SO tied for 2nd among all minor league pitchers behind José Berrios (175)...they were the most by a Rays farmhand since Matt Moore (210) in 2011.
- ◆ Ranked among Southern League leaders in ERA (3.67, 9th), starts (27, tied for 1st), strikeouts (168, 1st) and opp avg. (.218, 1st).
- ◆ Named to the SL midseason All-Star Team...retired both batters faced in the SL All-Star Game, which was hosted in Montgomery.
- ◆ In **2014**, combined for only 14 starts due to a pair of disabled list stints...transferred from Class-A Bowling Green to Charlotte on Aug 4.

- ◆ Made 7 starts for the Peoria Javelinas in the Arizona Fall League.
- ◆ In **2013**, made his professional debut with Short-A Hudson Valley and tied for the Renegades team lead with 55 SO.

AMATEUR CAREER

- ◆ Selected out of High Point (N.C.) University.
- ◆ Missed the 2011 season while recovering from Tommy John surgery...while he redshirted, found unique ways to stay involved with the team, including dressing up and dancing as the team mascot, Prowler, for promotional videos.
- ◆ Threw four no-hitters at Maple Hill (N.Y.) High School...helped Maple HS to the Section II and Class-C championship as a senior.

CAREER PITCHING

YEAR	CLUB	W	L	ERA	G	GS	CG	SHO	SV	IP	H	R	ER	HR	HB	BB-I	SO	WP	BK
2013	Hudson Valley	1	2	3.05	17	10	0	0	0	44.1	32	17	15	3	4	29-0	55	6	0
2014	Bowling Green	2	1	1.95	9	9	0	0	0	37.0	27	9	8	2	1	14-0	58	5	0
	Charlotte	2	0	3.13	5	5	0	0	0	23.0	19	9	8	0	2	15-0	21	2	0
2015	Montgomery	9	5	3.67	27	27	0	0	0	135.0	105	58	55	11	9	90-0	168	10	0
2016	Durham	5	7	3.58	27	27	0	0	0	130.2	113	57	52	12	1	68-0	163	7	0
	Durham	1	0	3.86	13	0	0	0	0	11.2	10	5	5	1	1	4-0	21	1	1
	GCL Rays	0	0	0.00	3	1	0	0	0	3.2	3	1	0	0	0	0-0	4	0	1
2017	Durham	0	0	0.00	3	1	0	0	0	3.2	3	1	0	0	0	0-0	4	0	1
	Charlotte	0	1	6.23	3	0	0	0	1	4.1	4	3	3	1	0	2-1	7	0	0
Minor League Totals		20	16	3.37	104	79	0	0	1	389.2	313	159	146	30	18	222-1	497	31	2

1: Selected by the Tampa Bay Rays in the 14th round of the 2013 June Draft...signed by Brian Hickman.

DID YOU KNOW?

WINTER MEETINGS

Baseball's 2018 Winter Meetings will be held in Las Vegas at Mandalay Bay Resort from Dec 9-13. It will be baseball's 117th Winter Meetings and the second time they have been held in Vegas (2008).



10 | **OUTFIELDER**

Mallex Smith



BATS
LEFT

THROWS
RIGHT

HEIGHT
5'10"

WEIGHT
180



MALLEX LYDELL SMITH

MAJOR LEAGUE SERVICE **1 year, 125 days**
OPENING DAY AGE **24**
BORN **5/6/93** in Tallahassee, FL
RESIDES **Tallahassee, FL**

CONTRACT STATUS **Signed through 2018**
ACQUIRED **From the Seattle Mariners in a four-player trade, 1/11/17 (see page 152)**
SIGNING SCOUT **Willie Bosque (Padres)**

SOCIAL MEDIA @mallexsmith

X-RAY REPORT

- ◆ Mallex keeps meticulous notes during games, logging his own personally-tailored scouting reports...when an injury sidelined him with Short-A Eugene in 2012, he began keeping score in the dugout to stay focused...the practice developed from there, and he has one book for each of his seasons as a professional.
- ◆ During his rookie season with the Braves, outfielder Jeff Francoeur was among those that teased him for his notebooks...following a brief and unsuccessful at-bat, he returned to the dugout to find Francoeur wrote "three straight fastballs" in the book.
- ◆ One of the most formative moments of his life came one early morning in middle school...he got out of bed to get a drink around 4 a.m. and saw his older brother, Michael, coming through the door covered in sweat from a workout.
- ◆ Mallex takes great pride in his bunting and created an elaborate routine to hone his craft, beginning on his knees to sharpen his eyes...he aims his bunts in every possible direction, and refuses to advance to the next drill until he feels game-ready.
- ◆ Mallex's vocal stylings are often heard around the ballpark...before a game in Houston last season, he joined a children's choir on the field to sing the national anthem...he was also invited to sing the anthem at the annual Clutch Hitters Luncheon in front of local media and community leaders.
- ◆ During the offseason, Mallex works with high school and college players to develop baseball skills and self-confidence...he hopes kids are

inspired by the fact that he isn't a physically dominant athlete and has to work hard for his success.

- ◆ Despite growing up in Tallahassee, Mallex trains in Gainesville and is a big Florida Gators fan.

2017 SEASON

- ◆ Appeared in 81 games across four stints in the majors with the Rays and started 68 games (47-CF, 14-LF, 7-RF)...spent the remainder of the season with Triple-A Durham.
- ◆ Recorded 16 SB in 21 attempts, tying Steven Souza Jr. and Kevin Kiermaier for the team lead...matched his stolen base total from his 2016 rookie season...combined for 37 SB between the majors and minors, leading Durham with 21 SB in only 45 games.
- ◆ Tied for 4th in the AL with 5 bunt hits, trailing MIN Byron Buxton (11), TEX Delino DeShields (11) and SEA Jarrod Dyson (6)...was the most by a Ray since Brandon Guyer (7) in 2014...is one of three players with at least 5 bunt hits in each of the last two seasons, along with MIA Dee Gordon and PHI César Hernández.
- ◆ Made his first career Opening Day roster and started in left field, batting 8th in the lineup...went 1-for-4 in his Rays debut with a single off Masahiro Tanaka in his second at-bat.
- ◆ On April 8 vs. TOR, reached base a career-high 5 times with a career-high 3 BB...posted the third multi-SB game of his career, joining Carl Crawford as the only Rays to ever reach 5 times and record 2 SB.



- ◆ Removed from the game on April 13 at NYY in the 3rd inning and was placed on the disabled list the next day with a right hamstring strain... reinstated on April 27 and optioned to Durham... hit .306 (33-for-108) with 12 SB in 24 games for the Bulls and was recalled for a one-day stint on May 31.
- ◆ Recalled again from Durham on June 9 following Kevin Kiermaier's right hip fracture...during Kiermaier's 61-game stay on the disabled list from June 9–Aug 17, Smith made 51 starts (45-CF, 4-LF, 2-RF)...began that stretch with a 12-game hitting streak from June 9–21, a career high and the longest by a Ray in 2017...hit .354/.415/.458 (34-for-96) in 25 games from June 9–July 8, but hit .210/.269/.310 (21-for-100) in 33 games from July 9–Aug 17 and was optioned to Durham when Kiermaier was reinstated on Aug 18.
- ◆ On June 9 vs. OAK, became the second player in club history with 1 HR and 3 SB in a game, joining Carl Crawford on May 24, 2006 at TOR... was the first center fielder to do that since SEA Mike Cameron on May 16, 2002 at TOR... was the ninth center fielder to do it since Baseball Reference data is available (1913), a list that includes Hall of Famers Rickey Henderson and Willie Mays...the homer was his first since May 17, 2016 at PIT and the 3 SB were a career high.
- ◆ On July 5 at CHC, recorded a career-high 4 hits and 3 runs...became the second Ray all-time with a 4-hit game at Wrigley Field, joining Aubrey Huff on June 4, 2003.
- ◆ Attempted only one stolen base in his last 31 games, beginning July 31, and was thrown out (Sep 21 at BAL).
- ◆ Was traded twice within a span of 90 minutes on Jan 11, 2017...sent by the Braves to Mariners, then Mariners to Rays as part of the return for Drew Smyly.

CAREER HIGHLIGHTS

- ◆ Has collected 251 SB in 446 career minor league games—a pace of 91 SB per 162 games.
- ◆ Started the **2016** season with Triple-A Gwinnett but was called up to the Braves on April 11 after OF Ender Inciarte suffered a hamstring injury... stayed on the major league roster through the end of the season, but missed three months with a fractured left thumb.
- ◆ Struggled over the first 15 games of his career, batting .136/.240/.205 (6-for-44) with 16 SO... after that, hit .269/.340/.414 (39-for-145) in 57 games through the end of the season.



BRIAN BLANCO / GETTY IMAGES

- ◆ Hit leadoff and started in center field on April 11 at WAS, his major league debut...led off the game with a 3-pitch strikeout against Max Scherzer... singled off Scherzer in the 2nd inning for his first career hit...left the game in the 4th inning after suffering a cut on his forehead when he was caught stealing...received five stitches above his eye but returned to the starting lineup the next day.
- ◆ Credited with his first career homer via replay review...it came in the 5th inning off Matt Harvey on May 3 at NYM...his drive to the opposite field was initially ruled a triple.
- ◆ Slugged a pair of 2-run homers on May 17 at PIT, the first multi-HR game of his professional career...was the first Brave with a 2-HR game out of the No. 9 spot in the batting order since pitcher Derek Lilliquist in 1990 and the first with a 2-HR, 4-RBI game since pitcher Tony Cloninger in 1966...didn't homer again in his 41 games (25 starts) after that.
- ◆ Recovered from his thumb injury to begin a rehab assignment with Double-A Mississippi on Sep 1...remained there for the team's playoff run...reinstated from the disabled list on Sep 16.
- ◆ Saw limited action for the Naranjeros de Hermosillo in the Mexican Pacific League and the Indios de Mayagüez in the Puerto Rican Winter League due to a strained oblique.
- ◆ Named the Braves Minor League Player of the Year in **2015**...split the season between



Mississippi and Gwinnett and combined to hit .303 (145-for-479) with 17 2B, 8 3B, 33 RBI and 56 SB...ranked 5th in the minors in stolen bases, and his avg. ranked 4th in the Braves system.

- Named to the Southern League midseason All-Star Game, which was hosted in Montgomery.
- Made his Triple-A debut on June 24...however, he appeared in a suspended game from May 31 that resumed on Aug 14...therefore, statistically his official Triple-A debut date is May 31.
- Named International League Player of the Month for August, batting .336 (41-for-122) with 24 runs and 13 SB in 29 games.
- Ranked by *Baseball America* as the No. 8 prospect in the Braves system following the season.
- Led the minors with 88 SB in **2014**, splitting the season between Class-A Fort Wayne and Class-A Lake Elsinore...named to the Midwest League midseason All-Star Team...hit .305 (18-for-59) with 4 SB in 15 games for the Surprise Saguaros in the Arizona Fall League.
- Traded from the Padres to the Braves on Dec 19... was one of four prospects the Braves acquired for Justin Upton.
- In **2013**, led the Midwest League and tied for 6th in the minors with 64 SB...ranked 3rd in the MWL with 81 runs...split the **2012** season between the AZL Padres and Eugene.

AMATEUR CAREER

- Selected by the Padres in the fifth round of the 2012 June Draft after one season at Santa Fe College in Gainesville, Fla. ...previously selected by the Brewers in the 13th round of the 2011 June Draft but did not sign.

CAREER HIGHS

HITS

4, 7/5/17 at CHC

HITTING STREAK

12G, 6/9/17 - 6/21/17

RBI

4, 5/17/16 at PIT

RUNS

3, 2x-last 7/5/17 at CHC

WALKS

3, 4/8/17 vs. TOR

STRIKEOUTS

4, 2x-last 7/28/17 at NYY

STOLEN BASES

3, 6/9/17 vs. OAK

HOME RUN HIGHLIGHTS

MULTI-HR GAMES (1)

2 - 5/17/16 at PIT

CAREER BATTING

YEAR	CLUB	AVG	G	AB	R	H	2B	3B	HR	RBI	SH	SF	HB	BB-I	SO	SB	CS	GDP	SLG	OBP
2012	AZL Padres	.344	25	96	23	33	2	1	1	10	2	1	1	5-0	19	13	3	2	.417	.379
	Eugene	.188	10	32	6	6	0	0	1	5	2	0	1	6-0	8	4	1	0	.281	.333
2013	Fort Wayne	.262	110	424	81	111	17	2	4	29	11	1	12	59-0	84	64	16	4	.340	.367
2014	Fort Wayne	.295	65	254	56	75	13	6	0	15	5	2	4	38-0	55	48	16	2	.394	.393
	Lake Elsinore	.327	55	223	43	73	16	1	5	16	5	0	2	31-0	48	40	10	0	.475	.414
2015	Mississippi	.340	57	206	35	70	5	2	2	22	3	2	2	27-2	41	23	6	2	.413	.418
	Gwinnett	.281	69	278	49	78	12	6	0	13	3	1	1	24-0	44	34	7	1	.367	.339
2016	Gwinnett	.400	3	15	5	6	2	1	0	0	0	0	1	0-0	3	1	0	0	.667	.438
	Atlanta	.238	72	189	28	45	7	4	3	22	3	1	2	20-0	48	16	8	3	.365	.316
	Mississippi	.438	5	16	4	7	0	1	0	4	0	0	0	4-0	5	3	1	0	.563	.550
2017	Tampa Bay	.270	81	256	33	69	8	4	2	12	2	1	0	23-0	62	16	5	2	.355	.329
	Charlotte	.286	2	7	1	2	0	1	0	0	0	0	0	0-0	0	0	1	1	.571	.286
	Durham	.263	45	186	26	49	7	4	3	10	2	0	0	17-1	45	21	8	3	.392	.325
Minor League Totals		.294	446	1737	329	510	74	25	16	124	33	7	24	211-3	352	251	69	15	.393	.376
Major League Totals		.256	153	445	61	114	15	8	5	34	5	2	4	43-0	110	32	13	5	.360	.323

1: Selected by the San Diego Padres in the fifth round of the 2012 June Draft...signed by Willie Bosque. 2: Acquired by the Atlanta Braves along with LH Max Fried, INF/OF Dustin Peterson and INF/OF Jace Peterson from San Diego in exchange for RH Aaron Northcraft and OF Justin Upton, December 19, 2014. 3: Acquired by the Seattle Mariners along with RH Shae Simmons from Atlanta in exchange for LH Thomas Burrows and LH Luiz Gohara, January 11, 2017. 4: Acquired by the Tampa Bay Rays along with INF Carlos Vargas and LH Ryan Yarbrough from Seattle in exchange for LH Drew Smyly, January 11, 2017.



CAREER FIELDING

YEAR	POSITION	PCT	G	PO	A	E	TC	DP
2016	Center Field	.990	35	95	3	1	99	0
	Left Field	1.000	22	27	2	0	29	0
	Right Field	-	1	0	0	0	0	0
2017	Center Field	.971	51	101	0	3	104	0
	Left Field	1.000	24	30	1	0	31	1
	Right Field	1.000	9	11	1	0	12	1
Totals	Center Field	.980	86	196	3	4	203	0
	Left Field	1.000	46	57	3	0	60	1
	Right Field	1.000	10	11	1	0	12	1

LEFT-RIGHT BREAKDOWN

	2017					CAREER				
	AVG	AB	H	HR	RBI	AVG	AB	H	HR	RBI
vs. Left	.268	41	11	0	1	.165	91	15	0	4
vs. Right	.270	215	58	2	11	.280	354	99	5	30

DID YOU KNOW?

WAYS TO STEAL HOME

PLAYER	DATE
Desmond Jennings	July 3, 2012 vs. NYY
Ben Zobrist	Aug 16, 2011 at BOS (G2)
Melvin Upton Jr. *	July 8, 2009 vs. TOR
Melvin Upton Jr.	April 8, 2008 vs. SEA
Melvin Upton Jr. *	Sep 17, 2007 at LAA
Carl Crawford *	July 5, 2006 vs. BOS
Geoff Blum	May 2, 2004 vs. OAK
Aubrey Huff *	Sep 6, 2003 vs. OAK
Greg Vaughn	Aug 21, 2000 at CWS
Randy Winn	June 30, 1998 vs. ATL

* DID NOT INVOLVE A DOUBLE STEAL

| TB |



| 4 | LEFT-HANDED PITCHER

Blake Snell



BATS
LEFT

THROWS
LEFT

HEIGHT
6'4"

WEIGHT
200



BLAKE ASHTON SNELL

MAJOR LEAGUE SERVICE **1 year, 72 days**
OPENING DAY AGE **25**
BORN **12/4/92 in Seattle, WA**
RESIDES **Shoreline, WA**

CONTRACT STATUS **Signed through 2018**
ACQUIRED **Selected in the first round (52nd overall) of the 2011 June Draft**
SIGNING SCOUT **Paul Kirsch (Rays)**

SOCIAL MEDIA @snellzilla11 @snellzilla4

X-RAY REPORT

- ◆ Blake does everything right-handed, except on the baseball field.
- ◆ Blake has volunteered to help coach the basketball team at his alma mater, Shorewood High School, during each of the last two winters...his brother, David, is a junior on the team...Blake uses his experiences in baseball to help players with issues related to self-confidence.
- ◆ He is a big fan of the University of Washington and Seattle Seahawks...he attended a handful of games over the offseason and never misses the rest on television.
- ◆ Blake credits Chris Archer with helping him reach new levels of his game by encouraging him to pursue greatness...the two would frequently spend time together outside the ballpark last season and became close friends.
- ◆ Blake purchased a ping-pong table in the off-season and is confident he will become the top player in the clubhouse...he hopes to establish his dominance in the spring.
- ◆ He owns between 225-250 pairs of shoes...began his collection in the 7th grade.
- ◆ His father, Dave, is in his fourth year as head baseball coach at Shoreline (Wash.) Community College...Dave pitched six minor league seasons with the Royals and Mariners systems from 1983-88.

2017 SEASON

- ◆ Made 24 starts over three stints with the Rays, and made 7 starts for Triple-A Durham over a six-week assignment there...began the sea-

son as the Rays No. 4 starter, was optioned to Durham on May 14 after 8 starts, recalled June 28, optioned Aug 4 and recalled Aug 8...did not miss a start between his second and third stints, as Alex Cobb was placed on the disabled list with turf toe.

- ◆ Enjoyed a strong finish to the season in his third stint with the Rays...in his final 10 starts after the Aug 8 recall, he went 5-1 with a 2.84 ERA (57-IP, 18-ER) and averaged 16.0 pitches per inning...did not allow an earned run in 4 of those 10 starts, and went at least 6 IP in 7 of them...during that span he ranked 6th in the AL in ERA and 4th with a .197 opp avg. ...in his first two stints, he went 0-6 with a 4.98 ERA (72.1-IP, 40-ER) and 18.9 pitches per inning in 14 starts.
- ◆ Compiled both the longest winless streak (15 starts, April 6–Aug 10) and unbeaten streak (10 starts, July 29–Sep 20) by a Rays starter in 2017...the 15-start winless streak was the longest by any pitcher to begin a season since MIL Marco Estrada (15) in 2012, and tied Tanyon Sturtze in 2002 for the longest in club history to begin a season...it extended to 16 starts including his final start of 2016, one shy of the club record held by Jason Hammel in 2006-07.
- ◆ Averaged 2.70 BB/9 IP over his last 13 starts beginning July 24, compared to 5.95 BB/9 IP in 11 starts prior to that.
- ◆ Has never allowed a homer to a left-handed hitter in his career (162 BF), and did not allow an extra-base hit to a lefty over his final 9 starts of 2017 (25 BF)...only two other pitchers in the majors have faced as many lefties over the past two seasons without yielding a home run: SF Ty Blach (215 BF) and COL Carlos Estevez (162)...in



2017, Snell held lefties to a .182/.267/.227 (12-for-66) line while righties hit .243/.325/.416 (101-for-416) with 15 HR.

- ◆ Has never hit a batter in 43 career starts, the longest streak by any starter to begin his career (no relief apps over that stretch) since Baseball Reference data is available (1913)...it is the longest streak by a Rays starter at any point in franchise history, passing James Shields (38) in 2009-10.
- ◆ Became the first AL pitcher ever to make a pair of scoreless starts against the Cubs in the same season...earned no decision on July 5 at CHC when the bullpen yielded 7 runs in a 7-3 loss...on Sep 20 at home, threw 7 IP of 2-hit ball in an 8-1 win over Jon Lester.
- ◆ Went 7 IP in 4 of his last 8 starts, compared to once in 35 career starts prior to that...his first start of 7 IP came on July 24 vs. BAL, his 31st career start...since Baseball Reference data is available (1913), he was the first AL pitcher without a start of at least 7 IP through his first 30 career apps, all as a starter.
- ◆ On Sep 26 at NYY, faced 6 batters in the 2nd inning and did not record an out...his 1 IP was the shortest start by a Ray (excluding injury or weather delay) since Jeff Niemann on Sep 24, 2011 vs. TOR...his last 2 BF were bases-loaded walks to Aaron Hicks and Aaron Judge.
- ◆ Made the best start of his career in the Rays season finale on Oct 1 vs. BAL, totaling 7 IP, 2 H, 0 R, 0 BB and 13 SO in a 6-0 victory...the 13 SO were a career high, the most by a Rays pitcher since Chris Archer on June 2, 2015 at LAA (club-record 15) and most by a Rays lefty since David Price on Sep 25, 2012 at BOS (13)...it was only the third time in Rays history a pitcher recorded at least 13 SO without allowing a run, joining Price on Aug 28, 2011 at TOR (14) and James Shields on May 22, 2011 at FLA (13).
- ◆ Ended the season on a streak of 18 consecutive scoreless innings at Tropicana Field.
- ◆ Threw a combined 173.1 IP between the Rays and Durham, a career high, and matched his career high (2016) with a combined 31 starts...made 7 starts during his six-week stay with Durham, and went 5-0 with a 2.66 ERA (44-IP, 13-ER) and 61 SO (12.48 SO/9 IP).

CAREER HIGHLIGHTS

- ◆ Is 3-1 with a 2.48 ERA (40-IP, 11-ER) in 7 career interleague starts, with 49 SO and a .187 opp avg. (26-for-139).



JIM MCISAAC / GETTY IMAGES

- ◆ Named the club's **2016** Outstanding Rookie by the Tampa Bay Chapter of the BBWAA...ranked 3rd among AL rookies with 19 starts and 5th with 98 SO...his 3.54 ERA ranked 2nd among AL rookies (min. 10 starts) behind DET Michael Fulmer (3.06)...kept his ERA below 4.00 all season.
- ◆ Min. 10 starts, his 9.91 SO/9 IP ratio led AL rookies, set a club rookie record and ranked 8th overall in the AL.
- ◆ Yielded only 5 HR in 89 IP with the Rays...min. 10 starts, his 0.51 HR/9 IP ratio led major league rookies, was a club rookie record and ranked 3rd overall behind OAK/LAD Rich Hill (0.33) and LAD Clayton Kershaw (0.48)
- ◆ Opponents hit just .043 (2-for-46) with 12B and 27 SO in at-bats ending with his curveball... according to PITCHf/x, it was the lowest opp avg. of any pitch in the majors (min. 40 AB ending with the pitch).
- ◆ Min. 75 IP, his 19.3 pitches per inning were the most in the majors and in club history...his 5.16 BB/9 IP (89-IP, 51-BB) was the highest in the majors and highest by a Ray since Seth McClung (5.94) in 2006...his 1.62 WHIP was the 4th-highest in the AL and highest by a Ray since Andy Sonnanstine (1.66) in 2009.
- ◆ Made 6 starts of less than 4 IP, tied for 2nd-most in the majors behind MIN Tyler Duffey (7), and most by a Rays pitcher in a season since Edwin Jackson (7) in 2007...went less than 5 IP in 6 of his last 9 starts, including his rain-shortened finale, Sep 28 at CWS (2.2 IP).



- Held opponents to 2 ER or fewer in 14 of his 19 starts, including 8 consecutive starts from July 7–Aug 22, the longest such streak by a rookie in club history...passed Matt Moore (7) in 2012.
- Recalled from Durham on April 23 to make a spot start, the third Rays pitcher to make his major league debut at Yankee Stadium (David Price in 2008, Bobby Seay in 2001)—but first as a starter...his line: ND, 5 IP, 2 H, 1 R, 6 SO...his 6 SO were the most by a visiting pitcher in his debut at Yankee Stadium since BOS Robinson Checo (6) on Sep 16, 1997...twice struck out Alex Rodriguez, who he grew up watching as a young Mariners fan...the only run scored on a 1st-inning wild pitch...left with a 2-1 lead but earned no decision in the 3-2 loss.
- Recalled again on June 16 and remained in the majors through the end of the season.
- Earned his first win on June 27 vs. BOS, his fourth start, snapping the Rays 11-game losing streak with a 13-7 victory...at 23 years, 206 days, became the youngest Rays pitcher to beat the Red Sox since Scott Kazmir did it at 22 years, 160 days on July 3, 2006 (2-hit SHO).
- Led major league rookies with 33 SO in July, most ever by a Rays rookie in the month of July...min. 25 IP, his 2.76 ERA for the month ranked 2nd among AL rookies behind DET Michael Fulmer (2.67).
- Made 4 starts against the Yankees, going 2-1 with a 3.00 ERA (18-IP, 6-ER) and 24 SO.
- Faced four former Cy Young Award winners in CLE Corey Kluber, DET Justin Verlander, BOS David Price and HOU Dallas Keuchel...lost all 4 starts and those four opponents combined to record a 0.87 ERA (31-IP, 3-ER).
- For Durham, went 3-5 with a 3.29 ERA (63-IP, 23-ER) in 12 starts...at the time of his June 16 recall, his 90 SO led the International League and ranked 2nd in the minors...also led the IL with 12.9 SO/9 IP...in his final start, June 10 at Lehigh Valley (Phillies), recorded 13 SO in 5.2 IP.
- Named Minor League Player of the Year by *USA Today* and *Baseball America* in 2015...remains one of ten players, five pitchers and two Rays to win both awards...Jeremy Hellickson won both in 2010...named Rays Minor League Pitcher of the Year for the second consecutive year.
- Was a combined 15-4 with a 1.41 ERA and 163 SO in 25 apps (23 starts) with stops at Class-A Charlotte, Double-A Montgomery and Durham...across all three levels, he struck out 31.3 pct. of all batters faced...his combination of

wins (15), ERA (1.41) and strikeouts (163) could be matched only three times in the minors over the previous 75 years.

- His 1.41 ERA led all minor league qualifiers and was the lowest for a full-season pitcher since Justin Verlander's 1.29 ERA in 2005...also led all minor league pitchers with a .182 opp avg. and ranked 4th in wins and strikeouts.
- Did not allow a run in his first 46 IP, extending his scoreless streak to 49 IP dating back to the end of 2014...didn't allow a run in 21 IP at Charlotte or in his first 25 IP at Montgomery...according to *Baseball America*, finished 3 IP shy of tying the longest single-season modern minor league record held by Brad Thompson for Double-A Tennessee (Cardinals) in 2004.
- Pitched a perfect inning for the U.S. team in the Futures Game at Great American Ball Park and a perfect inning in the Southern League All-Star Game.
- Ranked by *Baseball America* as the No. 12 overall prospect in the minors following the season...was the No. 1 prospect in the Rays system...the publication also tabbed him as having the Best Changeup in the organization.
- Named the Rays 2014 Minor League Pitcher of the Year...ranked 3rd in the system with 119 SO and 4th with a 3.19 ERA...threw the first no-hitter in Charlotte history on Aug 2 (rain-shortened, 5.1 IP) over Daytona (Cubs)...ranked by *Baseball America* as having the Best Slider in the organization following the season.
- In 2013, led Class-A Bowling Green with 106 SO, but his 73 BB were 2nd-most in the Midwest League.
- In 2012, named Most Valuable Player for Rookie-level Princeton by the Rays Baseball Operations department...also honored as the Appalachian League Pitcher of the Year...his 2.09 ERA would have led the league if he did not fall 7.1 IP short of qualifying.

AMATEUR CAREER

- As a senior in 2011, he was 9-0 with a 1.00 ERA and 128 SO over 56 IP at Shorewood (Wash.) High School which finished second in the state in its classification...allowed just 1 ER over his final 43.1 IP...this finished off a two-year run that saw him allow just 25 ER in 124.2 IP.
- Committed to the University of Washington before signing with the Rays...the Rays also drafted his high school teammate, Trevor Mitsui, who accepted a scholarship to Washington.



CAREER HIGHS

LONGEST OUTING 7.0, 5x-last 10/1/17 vs. BAL	WALKS 5, 4x-last 6/28/17 at PIT	RUNS ALLOWED 6, 3x-last 9/6/17 vs. MIN	WIN STREAK 4G, 8/15/17 - 9/20/17
STRIKEOUTS 13, 10/1/17 vs. BAL	HR ALLOWED 2, 2x-last 9/6/17 vs. MIN	HITS ALLOWED 10, 5/8/17 vs. KC	LOSS STREAK 6G, 4/6/17 - 7/24/17

CAREER PITCHING

YEAR	CLUB	W	L	ERA	G	GS	CG	SHO	SV	IP	H	R	ER	HR	HB	BB-I	SO	WP	BK
2011	GCL Rays	1	2	3.08	11	8	0	0	0	26.1	30	9	9	0	0	11-0	26	4	0
2012	Princeton	5	1	2.09	11	11	1	1	0	47.1	34	12	11	4	4	17-0	53	2	0
2013	Bowling Green	4	9	4.27	23	23	0	0	0	99.0	90	55	47	8	2	73-0	106	13	1
2014	Bowling Green	3	2	1.79	8	8	0	0	0	40.1	26	10	8	1	0	19-0	42	4	1
	Charlotte	5	6	3.94	16	16	1	1	0	75.1	69	40	33	1	5	37-0	77	9	0
2015	Charlotte	3	0	0.00	4	2	0	0	0	21.0	10	0	0	0	0	11-0	27	1	0
	Montgomery	6	2	1.57	12	12	0	0	0	68.2	45	13	12	5	1	29-0	79	5	0
	Durham	6	2	1.83	9	9	0	0	0	44.1	29	11	9	2	1	13-0	57	5	0
2016	Durham	3	5	3.29	12	12	0	0	0	63.0	56	23	23	4	2	28-0	90	6	0
	Tampa Bay	6	8	3.54	19	19	0	0	0	89.0	93	44	35	5	0	51-0	98	6	1
2017	Tampa Bay	5	7	4.04	24	24	0	0	0	129.1	113	65	58	15	0	59-1	119	8	0
	Durham	5	0	2.66	7	7	0	0	0	44.0	43	13	13	5	0	15-0	61	4	0
	Minor League Totals	41	29	2.81	113	108	2	2	0	529.1	432	186	165	30	15	253-0	618	53	2
	Major League Totals	11	15	3.83	43	43	0	0	0	218.1	206	109	93	20	0	110-1	217	14	1

1: Selected by the Tampa Bay Rays in the first round (52nd overall) of the 2011 June Draft...signed by Paul Kirsch.

CAREER FIELDING

YEAR	POSITION	PCT	G	PO	A	E	TC	DP
2016	Pitcher	1.000	19	1	18	0	19	0
2017	Pitcher	1.000	24	6	13	0	19	1
Totals		1.000	43	7	31	0	38	1

CAREER BATTING

YEAR	CLUB	AVG	AB	R	H	2B	3B	HR	RBI	SH	SF	HB	BB-I	SO	SB	CS	GDP	SLG	OBP
2016	Tampa Bay	.000	2	0	0	0	0	0	0	0	0	0	1-0	1	0	0	0	.000	.333
2017	Tampa Bay	.000	5	0	0	0	0	0	0	1	0	0	1-0	1	0	0	0	.000	.167
Major League Totals		.000	7	0	0	0	0	0	0	1	0	0	2-0	2	0	0	0	.000	.222

LEFT-RIGHT BREAKDOWN

	2017				CAREER			
	AVG	AB	H	HR	AVG	AB	H	HR
vs. Left	.182	66	12	0	.225	138	31	0
vs. Right	.243	416	101	15	.254	690	175	20



| 2 | OUTFIELDER

Denard Span




BATS
LEFT

THROWS
LEFT

HEIGHT
6'0"

WEIGHT
210



KEIUNTA DENARD SPAN

MAJOR LEAGUE SERVICE **9 years, 111 days**
OPENING DAY AGE **34**
BORN **2/27/84** in **Washington, DC**
RESIDES **Odessa, FL**

CONTRACT STATUS **Third year of a three-year contract through 2018 plus one club option for 2019**
ACQUIRED **From the San Francisco Giants in a five-player trade, 12/20/17 (see page 161)**
SIGNING SCOUT **Brad Weitzel (Twins)**

SOCIAL MEDIA @thisisdsan @denardspan

X-RAY REPORT

- ◆ Denard married the former Anne Schleper in January 2017...she was a member of the 2014 U.S. Olympic hockey team and three-time World Champion...the couple welcomed their first child, Denard James, this offseason.
- ◆ The Tampa native grew up attending games at Tropicana Field and was a fan of Rocco Baldelli... he has vivid memories of watching Ken Griffey Jr. play for the visiting Mariners...suing up for his hometown club is a "dream come true" and something he always imagined.
- ◆ Aided Tampa Catholic in winning a state championship in 2001...he was inducted into the school's Hall of Fame on Feb 10, 2010.
- ◆ Denard was raised by his mother, Wanda, in a single-parent home...he established the Denard Span Foundation, a 501(c)(3) organization based in Tampa Bay focused on supporting single-parent families...however, his work with these families dates back to his time in Minnesota...he also puts on an annual holiday event in Tampa that recognizes a group of single mothers and provides all of the gifts on their children's wish lists.
- ◆ He has remained heavily involved with House of God, his lifelong Pentecostal church located in Tampa...in the offseason, he serves as an advisor to his former youth group.

2017 SEASON

- ◆ Appeared in 129 games and made 116 starts, all in center field...led the Giants with 73 runs despite a stint on the 10-day DL with a sternocla-

vicular joint sprain...hit a career-high 12 HR, just the second time in 10 major league seasons he reached double-digit homers.

- ◆ Was one of three NL outfielders with double-digit homers and steals in 2016 and 2017, joining MIL Ryan Braun and COL Charlie Blackmon.
- ◆ Hit .284/.339/.465 (111-for-391) with 12 HR vs. RHP, compared to .226/.293/.283 (24-for-106) vs. LHP...hasn't homered off a lefty since May 29, 2016 at COL, off Chris Rusin.
- ◆ Min. 75 AB, led the Giants with a .345 avg. (30-for-87) with RISP, up from .248 in 2016.
- ◆ Hit .374 (40-for-107) in June, leading the NL in hits for the month...they were the most by a Giant in a calendar month since Marco Scutaro (42) in May 2013.
- ◆ Hit leadoff homers on May 12 vs. CIN, June 30 at PIT and Aug 19 vs. PHI (inside-the-park)...has 14 leadoff home runs in his career.
- ◆ On June 30 at PIT, homered off Gerrit Cole to begin the game and went on to finish with 4 hits and a career-high-tying 4 runs...was the first Giant to lead off a game with a homer and finish with at least 4 hits and 4 runs since Bobby Bonds on June 6, 1973 at PIT.
- ◆ On Aug 19 vs. PHI, led off the game with an inside-the-park home run...according to the Elias Sports Bureau, was the first player to do that since Johnny Rucker did it for the New York Giants on June 20, 1945...it marked his first career inside-the-park home run and the 11th all-time at AT&T Park.





WILL VRAGOVIC / TAMPA BAY RAYS

MOST CAREER TRIPLES, ACTIVE PLAYERS

José Reyes	128
Ichiro Suzuki	96
Curtis Granderson	92
Dexter Fowler	81
Denard Span	65

CAREER HIGHLIGHTS

- ◆ In **2016**, his first season with San Francisco, hit 11 HR to establish a career high at the time (surpassed in 2017)...tied for 2nd on the team with 152 hits behind Buster Posey (155).
- ◆ In his team debut on April 4 at MIL, became the first Giant with 5 RBI on Opening Day since Barry Bonds in 2002...according to the Elias Sports Bureau, was the first player with at least 5 RBI in his Giants debut since the RBI became an official stat in 1920.
- ◆ On June 2 at PHI, recorded a career-high-tying 5 hits (5th time).
- ◆ On Aug 4 at PHI, homered in extra innings for the first time in his career...his 10th-inning homer off Severino Gonzalez gave the Giants the lead in the 3-2 victory...added a second extra-innings homer on Sep 24 at SD.
- ◆ **POSTSEASON:** Was the Giants starting center fielder and leadoff hitter in the 3-0 road win over the Mets in the NL Wild Card Game...hit .267

(4-for-15) in the NLDS as the Giants were eliminated by the Cubs.

- ◆ Limited to a career-low 61 games for the Nationals in **2015** due to hip, back and core muscle injuries...endured three stints on the disabled list.
- ◆ Was successful on all 11 SB attempts...min. 10 attempts, he and SF Matt Duffy (12) were the only two players in the majors without a caught stealing.
- ◆ Tied for the NL lead with a career-high 184 hits in **2014**...also established career highs with 39 2B and 31 SB...set a Nationals single-season record for hits, which has since been tied by Daniel Murphy (2016).
- ◆ Ranked among NL leaders in multi-hit games (58, 1st), doubles (39, tied for 4th), triples (8, tied for 7th), stolen bases (31, 5th) and runs (94, tied for 5th).
- ◆ Became the first National with a 30-2B, 30-SB season since Alfonso Soriano in 2006.
- ◆ On Sep 1 at LAD, recorded the second multi-HR game of his career.
- ◆ **POSTSEASON:** Hit .105 (2-for-19) in 4 games during the NLDS for the Nationals, who were eliminated by the Giants...was 0-for-12 to start the series, including 0-for-7 in an 18-inning loss in Game 2.



- Led the NL with 11 3B in [2013](#) and was one of three finalists for the Rawlings NL Gold Glove Award for center field, won by MIL Carlos Gómez...did not make an error in 153 games and 384 chances in center field.
- Recorded a career-high 29-game hitting streak from Aug 17-Sep 18, batting .371 (46-for-124) over that span...it was the longest hitting streak in the majors in 2013 and remains the 2nd-longest in Nationals history behind Ryan Zimmerman (30) in 2009.
- Recorded the 100th SB of his career on July 12 at MIA.
- In [2012](#), his final season with Minnesota, led the Twins and ranked 8th in the AL with 38 2B...hit a walk-off single on June 17 vs. MIL and walk-off double on Sep 13 vs. KC.
- Missed time toward the end of the season after injuring his right shoulder diving for a ball in center field on Aug 12 vs. TB.
- Was the recipient of the Carl R. Pohlad Award, which recognizes one Twins player or coach each season for outstanding community involvement and on-field performance.
- Limited to 70 games in [2011](#) after a concussion sidelined him for most of four months...was batting .300 (66-for-222) at the time of his injury, sustained on June 3 at KC on a collision with catcher Brayan Peña at home plate.
- In [2010](#), scored the first run in Target Field history...tied a modern major league record with 3 3B on June 29 vs. DET, the first player to do that since ATL Rafael Furcal in 2002...hit 10 3B for a second consecutive year.
- **POSTSEASON:** Extended his postseason hitting streak to the first 6 games of his career, but the Twins were swept in the ALDS by the Yankees for a second consecutive year.
- Tied for the AL lead with 10 3B in [2009](#), most by a Twin since Cristian Guzman (14) in 2003...made his first career Opening Day roster and start, batting leadoff and playing left field.
- Was the recipient of the Mike Augustin Award by the Twin Cities Chapter of the BBWAA for best relations with media.
- **POSTSEASON:** Recorded multiple hits in every game of the ALDS, batting .400 (6-for-15)...the Twins were swept by the Yankees.
- Appeared in 93 games across two stints with the Twins in [2008](#), his first career major league action...optioned to Triple-A Rochester out of spring training but was recalled on April 5 following an injury to Michael Cuddyer.
- Made his major league debut on April 6 vs. KC, going 0-for-2 as the starting right fielder...the next day, singled in the 3rd inning off CWS Javier Vázquez for his first career hit.
- On July 28 vs. CWS, hit a 3rd-inning homer off Mark Buehrle, the first of his career.
- Was the recipient of the Bill Boni Award as the Twins top rookie.
- Played for the U.S. team in the Futures Game in July at Yankee Stadium.
- Spent the [2007](#) season with Rochester and ranked 3rd among Twins minor leaguers with 25 SB...ranked by *Baseball America* as a Top 30 prospect in the Twins system following the season for a sixth consecutive year.
- In [2006](#), played for Double-A New Britain and was an Eastern League midseason All-Star...led the league with 153 hits, ranked 3rd with 80 runs and 9th with a .285 avg.
- Started the [2005](#) season with Class-A Fort Myers and was named to the Florida State League midseason All-Star Team...earned a promotion to New Britain in late-June...led Twins minor leaguers with a .307 avg. and ranked 2nd with 23 SB.
- Hit .294/.339/.353 (30-for-102) with 7 SB in 24 games for the Grand Canyon Rafters in the Arizona Fall League.
- Ranked by *Baseball America* as the Fastest Baserunner, Best Athlete and Best Defensive Outfielder in the organization for a second consecutive year following the season.

AMATEUR CAREER

- Selected by the Twins in the first round (20th overall) of the 2002 June Draft out of Tampa Catholic High School, where he played on the 2001 state championship team and was all-state as a junior and senior.
- Was an all-state wide receiver in high school...was offered football scholarships to Miami (Fla.) and Florida State.

PERSONAL & MISC.

- Was born in Washington D.C. but spent the majority of his youth living in the Tampa area.
- His mother was an insurance claims adjuster before opening her own daycare center...he currently lives less than 10 minutes away from his mother, who still lives in the house where he grew up.



CAREER HIGHS

HITS

5, 5x-last 6/2/17 at PHI

HITTING STREAK

29G, 8/17/13 - 9/18/13

RBI

6, 9/26/09 at KC

RUNS

4, 2x-last 6/30/17 at PIT

WALKS

4, 2x-last 7/27/14 at CIN

STRIKEOUTS

4, 9/20/09 vs. DET

STOLEN BASES

3, 9/14/13 vs. PHI

HOME RUN HIGHLIGHTS

MULTI-HR GAMES (2)

2 - 9/1/14 at LAD; 9/13/08 at BAL (G1)

LEADOFF (14)

14x-last 8/19/17 vs. PHI (Jerad Eickhoff)

INSIDE-THE-PARK (1)

8/19/17 vs. PHI (Jerad Eickhoff)

CAREER BATTING

YEAR	CLUB	AVG	G	AB	R	H	2B	3B	HR	RBI	SH	SF	HB	BB-I	SO	SB	CS	GDP	SLG	OBP
2003	Elizabethton	.271	50	207	34	56	5	1	1	18	0	0	4	23-0	34	14	5	2	.319	.355
2004	Quad Cities	.267	64	240	29	64	4	3	0	14	4	1	3	34-0	49	15	8	2	.308	.363
	GCL Twins	.375	5	16	1	6	2	0	0	1	0	0	0	3-0	3	0	1	0	.500	.474
2005	Fort Myers	.339	49	186	38	63	3	3	1	19	2	1	1	22-0	25	13	4	3	.403	.410
	New Britain	.285	68	267	47	76	6	5	0	26	5	2	8	22-1	41	10	8	2	.345	.355
2006	New Britain	.285	134	536	80	153	16	6	2	45	15	1	5	40-0	78	24	11	11	.349	.340
2007	Rochester	.267	139	487	59	130	20	7	3	55	21	0	0	40-1	90	25	14	10	.355	.323
2008	Rochester	.340	40	156	32	53	11	1	3	14	2	0	0	26-1	36	15	8	1	.481	.434
	Minnesota	.294	93	347	70	102	16	7	6	47	8	2	4	50-3	60	18	7	3	.432	.387
2009	Minnesota	.311	145	578	97	180	16	10	8	68	12	6	10	70-3	89	23	10	7	.415	.392
	Rochester	.333	2	6	1	2	1	0	0	0	0	0	1	1-0	1	1	1	0	.500	.500
2010	Minnesota	.264	153	629	85	166	24	10	3	58	10	2	4	60-0	74	26	4	12	.348	.331
2011	Minnesota	.264	70	284	37	75	11	5	2	16	0	0	0	27-0	36	6	1	3	.359	.328
	Rochester	.205	10	39	4	8	1	0	0	2	1	0	0	0-0	5	3	0	1	.231	.205
2012	Minnesota	.283	128	516	71	146	38	4	4	41	4	1	0	47-0	62	17	6	10	.395	.342
2013	Washington	.279	153	610	75	170	28	11	4	47	7	1	2	42-0	77	20	6	11	.380	.327
2014	Washington	.302	147	610	94	184	39	8	5	37	3	3	2	50-1	65	31	7	6	.416	.355
	Hagerstown	.500	2	4	3	2	0	0	0	2	0	0	0	3-0	0	1	0	0	.500	.714
2015	Harrisburg	.286	4	14	5	4	0	0	1	1	0	0	0	2-0	0	0	0	0	1.500	.375
	Hagerstown	.615	4	13	2	8	0	0	1	2	0	0	0	2-0	0	1	0	0	.846	.667
	Washington	.301	61	246	38	74	17	0	5	22	1	2	1	25-0	26	11	0	5	.431	.365
	Potomac	.000	1	2	0	0	0	0	0	0	0	0	0	0-0	0	0	0	0	.000	.000
2016	San Francisco	.266	143	572	70	152	23	5	11	53	6	2	4	53-2	79	12	7	8	.381	.331
	San Francisco	.272	129	497	73	135	31	5	12	43	1	1	3	40-0	69	12	7	11	.427	.329
	San Jose	.333	2	6	0	2	0	0	0	0	0	0	0	1-0	0	0	0	0	.333	.429
Minor League Totals		.288	574	2179	335	627	69	26	12	199	50	5	22	219-3	362	122	60	33	.360	.358
Major League Totals		.283	1222	4889	710	1384	243	65	60	432	52	20	30	464-9	637	176	55	76	.396	.348

1: Selected by the Minnesota Twins in the first round (20th overall) of the 2002 June Draft...signed by Brad Weitzel. **2:** Acquired by the Washington Nationals from Minnesota in exchange for RH Alex Meyer, November 29, 2012. **3:** Signed by the San Francisco Giants as a free agent, January 8, 2016. **4:** Acquired by the Tampa Bay Rays along with INF Christian Arroyo, LH Matt Krook and RH Stephen Woods Jr. from San Francisco in exchange for 3B Evan Longoria, December 20, 2017.



POSTSEASON BATTING

YEAR	SERIES	CLUB	AVG	G	AB	R	H	2B	3B	HR	RBI	SH	SF	HB	BB-I	SO	SB	CS	GDP	SLG	OBP
2009	ALDS	MIN vs. NYY	.400	3	15	1	6	1	0	0	1	0	0	0	0-0	2	1	0	1	.467	.400
2010	ALDS	MIN vs. NYY	.308	3	13	0	4	0	0	0	0	0	0	0	0-0	0	0	0	0	.308	.308
2014	NLDS	WSN vs. SF	.105	4	19	0	2	0	0	0	0	0	0	0	1-0	3	0	0	1	.105	.150
2016	NLWC	SF vs. NYM	.250	1	4	0	1	0	0	0	0	0	0	0	1-0	1	1	1	0	.250	.400
	NLDS	SF vs. CHC	.267	3	15	3	4	2	1	0	1	0	0	0	0-0	3	0	1	0	.533	.267
Postseason Totals			.258	14	66	4	17	3	1	0	2	0	0	0	2-0	9	2	2	2	.333	.279

CAREER FIELDING

YEAR	POSITION	PCT	G	PO	A	E	TC	DP
2008	Right Field	.985	85	192	5	3	200	2
	Center Field	.972	19	34	1	1	36	0
2009	Center Field	.994	84	179	1	1	181	1
	Left Field	.983	74	115	3	2	120	0
	Right Field	.967	39	56	2	2	60	1
2010	Center Field	.990	153	407	5	4	416	3
2011	Center Field	.995	67	206	1	1	208	0
2012	Center Field	.989	125	339	6	4	349	3
2013	Center Field	1.000	153	379	5	0	384	1
2014	Center Field	.990	147	377	7	4	388	3
2015	Center Field	.993	61	149	3	1	153	3
2016	Center Field	.997	137	286	3	1	290	1
2017	Center Field	.993	123	276	1	2	279	0
Totals	Center Field	.993	1069	2632	33	19	2684	15
	Right Field	.981	124	248	7	5	260	3
	Left Field	.983	74	115	3	2	120	0

LEFT-RIGHT BREAKDOWN

	2017					CAREER				
	AVG	AB	H	HR	RBI	AVG	AB	H	HR	RBI
vs. Left	.226	106	24	0	9	.263	1413	372	10	142
vs. Right	.284	391	111	12	34	.291	3476	1012	50	290



| 55 | RIGHT-HANDED PITCHER

Ryne Stanek

BATS
RIGHT

THROWS
RIGHT

HEIGHT
6'4"

WEIGHT
215



RYNE THOMAS STANEK (STAN-ik)

MAJOR LEAGUE SERVICE **67 days**
OPENING DAY AGE **26**
BORN **7/26/91** in **St. Louis, MO**
RESIDES **Overland Park, KS**

CONTRACT STATUS **Signed through 2018**
ACQUIRED **Selected in the first round (29th overall) of the 2013 June Draft**
SIGNING SCOUT **Rickey Drexler (Rays)**

SOCIAL MEDIA @rstanek_55 @rstanek_55

ORGANIZATION
COACHES & STAFF
40-MAN ROSTER
Ryne Stanek
NON-ROSTER INVITES
RECORDS & HISTORY
OPPONENTS
MINOR LEAGUE OPERATIONS
BROADCAST INFORMATION
TROPICANA FIELD & MISC.

X-RAY REPORT

- ◆ Ryne enjoyed a long offseason of bogey golf.
- ◆ Ryne visits his grandparents around the holidays every year and helps with their farm...they grow corn and soybeans, as well as raise cattle.
- ◆ His younger brother, Brendan, is a pitcher at Pittsburg State (Kan.) University.
- ◆ During his college days playing for the University of Arkansas, he and his teammates were eating breakfast at a Huddle House on the Ole Miss campus when they realized they were seated across from Eli Manning and his family.
- ◆ Ryne owns a German Shepherd and German Shorthaired Pointer.
- ◆ He was named after Hall of Fame second baseman Ryne Sandberg despite being born into a family of Cardinals fans...last season, he became just the third "Ryne" in major league history, following Sandberg and All-Star pitcher Ryne Duren...his manager in Triple-A Durham was Sandberg's nephew, Jared Sandberg.

2017 SEASON

- ◆ Made 21 apps over three stints with the Rays, his first career major league action...was on the active roster from May 14–June 10, Aug 1-8 and Sep 1 through the end of the season.
- ◆ Recorded a 3.52 ERA (7.2-IP, 3-ER) through the first 10 apps of his career, but a 7.30 ERA (12.1-IP, 10-ER) over his final 11 apps of the season. Allowed 6 HR in 20 IP, including 5 HR in his first 11.2 IP...his first 7 runs allowed all scored via the home run (three solo, two 2-run).

- ◆ Averaged 98.1 mph on his fastball, according to StatCast...made 14 pitches of 100 mph or more, most by a Ray since Fernando Rodney (23) in 2013.
- ◆ Made his major league debut on May 14 at BOS...threw 9 pitches, all fastballs, averaging 99.3 mph according to StatCast, including a maximum velocity of 99.9 mph.
- ◆ On June 10 vs. OAK (G2), his 4 hits, 3 runs and 5 SO all remain career highs...became the first Rays reliever with 5 SO (or more) in an app of 2 IP or fewer since Steve Geltz on April 29, 2015 at NYY (1.2-IP, 5-SO).
- ◆ On Sep 2 at CWS, allowed a solo homer to Avisail Garcia on a 100.7 mph pitch, according to StatCast...it was the fastest pitch thrown by a Ray since data is available (2008) that was hit over the fence.
- ◆ Allowed at least 1 run in 7 consecutive apps spanning three stints, from June 8–Sep 8...it was the longest streak by a Rays reliever since Jason Hammel (7) in 2008.
- ◆ Was 3-0 with a 1.21 ERA (44.2-IP, 6-ER) and 60 SO in 37 apps with Durham...twenty of his last 21 apps spanning two stints there were scoreless, from June 20–Aug 30.
- ◆ Ranked by *Baseball America* as having the Best Fastball in the organization for a second consecutive year following the season.

CAREER HIGHLIGHTS

- ◆ Split the **2016** season between Double-A Montgomery and Durham...his last 23 apps of the season came out of the bullpen.



- Between the two levels, posted a 4.30 ERA (102.2-IP, 49-ER) in 34 apps (11 starts)...recorded a 3.83 ERA (42.1-IP, 18-ER) as a reliever.
- Recorded 113 SO in 102.2 IP, compared to 79 SO the season prior in 112.1 IP.
- Named the Rays Minor League Pitcher of the Month for June...posted a 1.25 ERA (21.2-IP, 3-ER) and 25 SO in 7 apps (1 start).
- His last start came on June 4...promoted to Durham on July 4 following a 1.00 ERA (18-IP, 2-ER) in 7 relief apps—all of at least 2 IP—with Montgomery.
- Recorded a 2.70 ERA (13.1-IP, 4-ER) over his first 8 apps with Durham, but ended the season with a 9.82 ERA (11-IP, 12-ER) over his last 8 apps.
- Pitched for the U.S. team in the Futures Game in July at Petco Park.
- Ranked by *Baseball America* as the No. 13 prospect in the Rays system following the season.
- In **2015**, earned a late-May promotion from Class-A Charlotte to Montgomery...combined for a career-high 8 wins and posted a 3.04 ERA (112.1-IP, 38-ER) in 25 apps (17 starts).
- Yielded 2 ER or fewer in all 9 of his Florida State League starts...at the time of his promotion, ranked 5th in the FSL with a 1.78 ERA and 6th with 50.2 IP.
- Posted a 4.57 ERA (45.1-IP, 23-ER) in his 8 starts with Montgomery...his last 8 apps of the season came out of the bullpen, where he crafted a 2.76 ERA (16.1-IP, 5-ER).
- Made 13 starts across three levels in **2014**... named to the Midwest League midseason All-Star Team with Class-A Bowling Green... missed over a month following his promotion to Charlotte due to a shoulder injury.

- Ranked by *Baseball America* as the No. 24 prospect in the Rays system following the season.
- Did not pitch after signing in **2013** due to hip labrum surgery...ranked by *Baseball America* as the No. 11 prospect in the Rays system following the season.

AMATEUR CAREER

- As a junior at the University of Arkansas, was 10-2 with a 1.39 ERA (98.1-IP, 15-ER) in 16 starts... for his college career, was 22-8 with a 2.55 ERA in 48 apps (45 starts).
- Ranked by *Baseball America* as the No. 13 overall prospect and No. 5 right-handed pitcher in the 2013 June Draft.
- Previously selected by the Mariners in the third round of the 2010 June Draft.

CAREER HIGHS

LONGEST OUTING

2.0, 2x-last 8/5/17 vs. MIL

STRIKEOUTS

5, 6/10/17 vs. OAK (G2)

WALKS

3, 5/22/17 vs. LAA

HR ALLOWED

2, 6/10/17 vs. OAK (G2)

RUNS ALLOWED

3, 6/10/17 vs. OAK (G2)

HITS ALLOWED

4, 6/10/17 vs. OAK (G2)

CAREER PITCHING

YEAR	CLUB	W	L	ERA	G	GS	CG	SHO	SV	IP	H	R	ER	HR	HB	BB-I	SO	WP	BK
2014	Bowling Green	3	4	3.63	9	9	0	0	0	44.2	47	23	18	2	1	13-0	46	2	0
	Charlotte	1	1	5.54	3	3	0	0	0	13.0	13	8	8	0	0	5-0	4	1	0
	GCL Rays	0	0	0.00	1	1	0	0	0	1.0	0	0	0	0	0	0-0	0	0	0
2015	Charlotte	4	2	1.78	9	9	0	0	0	50.2	33	13	10	2	0	15-0	38	2	0
	Montgomery	4	3	4.09	16	8	0	0	1	61.2	52	30	28	7	1	31-0	41	4	0
2016	Montgomery	2	6	3.79	18	11	0	0	2	78.1	64	36	33	6	2	35-0	91	1	0
	Durham	2	4	5.92	16	0	0	0	1	24.1	22	17	16	3	2	13-0	22	4	0
2017	Durham	3	0	1.21	37	0	0	0	8	44.2	26	6	6	0	1	16-0	60	2	0
	Tampa Bay	0	0	5.85	21	0	0	0	0	20.0	26	13	13	6	0	12-2	29	4	0
Minor League Totals		19	20	3.36	109	41	0	0	12	318.1	257	133	119	20	7	128-0	302	16	0
Major League Totals		0	0	5.85	21	0	0	0	0	20.0	26	13	13	6	0	12-2	29	4	0

1: Selected by the Tampa Bay Rays in the first round (29th overall) of the 2013 June Draft...signed by Rickey Drexler.



CAREER FIELDING

YEAR	POSITION	PCT	G	PO	A	E	TC	DP
2017	Pitcher	1.000	21	1	1	0	2	0

LEFT-RIGHT BREAKDOWN

	2017				CAREER			
	AVG	AB	H	HR	AVG	AB	H	HR
vs. Left	.278	36	10	0	.278	36	10	0
vs. Right	.348	46	16	6	.348	46	16	6

DID YOU KNOW?

2018 JUNE DRAFT

The annual First-Year Player Draft is scheduled for June 4-6. The Rays hold the No. 16 overall selection, as well as a compensatory No. 32 overall pick for not signing last summer's No. 31 overall pick, right-handed pitcher Drew Rasmussen. They also were awarded a Competitive Balance Round B selection. After extending a qualifying offer to righthander Alex Cobb in the offseason, the Rays will receive draft pick compensation either between the first round and Competitive Balance Round A or after Competitive Balance Round B, depending on the value of his next contract.

In 2017, the Rays selected two-way threat Brendan McKay, a first baseman and left-handed pitcher out of the University of Louisville, with the No. 4 overall selection. It was their highest pick since 2008, when they selected shortstop Tim Beckham at No. 1 overall.

This year is the 54th June Draft and the 23rd draft in Rays history. It was on June 8, 1965 that the Oakland Athletics selected Arizona State outfielder Rick Monday with the first-ever pick. Since its inception, approximately 65,000 players have been selected in the June phase of the First-Year Player Draft. The Rays have made 1,140 of those. Among the major sports, baseball was the last to adopt a draft. The NFL was first in 1936, followed by the NBA in 1947 and NHL in 1962.



| 45 | CATCHER


Jesús Sucre

BATS
RIGHT

THROWS
RIGHT

HEIGHT
6'0"

WEIGHT
230



JESÚS MARCELO SUCRE MEDINA (heh-SOOS SUE-cray)

MAJOR LEAGUE SERVICE **3 years, 137 days**
OPENING DAY AGE **29**
BORN **4/30/88** in **Cumaná, VEN**
RESIDES **Cumaná, VEN**
CONTRACT STATUS **Signed through 2018**

ACQUIRED **From the Seattle Mariners in exchange for cash considerations, 2/8/17**
SIGNING SCOUT **Julian Perez, Rolando Petit and José León (Braves)**

SOCIAL MEDIA @sucre2_

X-RAY REPORT

- Jesús lost his mother shortly after reporting to Mariners spring training in 2015...he left the team briefly to attend her funeral, then returned to Arizona and won a spot on the Opening Day roster...he requested to start on Mother's Day that year in her honor...in that game, he recorded his first hit of the season, made an over-the-railing catch in foul territory and was behind the plate for the 2,000th strikeout of Félix Hernández's career.
- Jesús is one of seven positional players to pitch in a game for the Rays...he has made 3 apps in his major league career, totaling 8 hits, 6 R/ER, 2 BB, 0 SO and 1 HR in 3 IP.
- In his 44th career start, he caught Hisashi Iwakuma's no-hitter on Aug 12, 2015 vs. BAL.

2017 SEASON

- Spent the entire season on the Rays active roster, his first full season in the majors...established career highs with 7 HR and 29 RBI, both more than his career totals from 2013-16 with Seattle...his 20 runs and 45 hits were also career highs.
- Appeared in 62 games and made 50 starts at catcher...threw out 26.9 pct. (7 of 26) of attempted base stealers, slightly better than the major league average in 2017 (23.0 pct.)...his 3 catcher pickoffs tied for most in the AL and tied Toby Hall (2005) for the club record.
- Hit 3 HR in his last 8 games, compared to 5 HR in his first 54 games of the season...Wilson Ramos (11), Derek Norris (9) and Sucre (7) made the Rays the third AL team with three catchers (min. 50

pct. of games there) with 7 HR or more, along with the 1994 Yankees and 1970 Athletics.

- Was batting .458 (11-for-24) with RISP through June 9, but hit .053 (1-for-19) with RISP after that...ended the season batting .279 with RISP and .298 with runners on base, compared to .217 with the bases empty.
- Recorded 23 of his 29 RBI out of the No. 9 spot in the batting order, 6th in the majors.
- Made his second career Opening Day roster, first since 2015...was one of a club-record four non-roster invites to make the Opening Day roster, along with Peter Bourjos, Tommy Hunter and Rickie Weeks Jr.
- On April 9 vs. TOR, his first hit as a Ray was his third career homer and the first of his career on an 0-2 pitch, the first Rays catcher to do that since Curt Casali on Aug 18, 2015 at HOU.
- On April 26 at BAL, recorded his first career extra-innings hit, scoring Logan Morrison to give the Rays a 4-3, 11th-inning lead...it was the first time a Rays catcher delivered a go-ahead hit in the 11th inning or later since Robinson Chirinos hit a walk-off single in the 12th inning on Aug 4, 2011 vs. TOR.
- On June 20 vs. CIN, the maximum height on his 4th-inning homer was 38 feet, according to StatCast...it was the sixth time in the StatCast era (since 2015) that an over-the-fence homer stayed that low.
- On July 8 vs. BOS, became the first Rays catcher to drive in the only run of a 1-0 win since Ryan Hanigan on Sep 12, 2014 at TOR.





WILL VRAGOVIC / TAMPA BAY RAYS

- ◆ In a 14-7 loss on July 31 at HOU, made his third career pitching app (also Aug 15, 2015 at BOS and June 12, 2015 at HOU)...threw 31 pitches in the 8th inning (1-IP, 2-H, 3-ER, 2-BB)...it was the seventh time in club history a position player pitched, first since Taylor Motter on July 1, 2016 vs. DET.
- ◆ On Sep 17 vs. BOS, hit the second go-ahead homer of his career (also Sep 25, 2016 at MIN)...the 6th-inning solo shot was the decisive run in a 3-2 win.

CAREER HIGHLIGHTS

- ◆ Has spent each of the last eight offseasons playing in the Venezuelan Winter League, with the Navegantes del Magallanes since 2015 and the Leones del Caracas from 2010-14.
- ◆ Was limited to 42 games between three levels in **2016** due to a fractured right fibula sustained during winter ball in Venezuela...underwent surgery to repair damage in his right ankle on Jan 26, performed by Dr. Ed Khalfayan in Seattle.
- ◆ Had two stints with the Mariners after being reinstated from the 60-day DL...was on the active roster from July 6-20 and Sep 2 through the end of the season...from Sep 5-25, was the first Mariners catcher with 4 straight multi-hit games since Kenji Johjima in 2007.

- ◆ Started the **2015** season with the Mariners, his first career Opening Day roster...had two stints with the Mariners (Opening Day-May 19 and June 4 through season's end).
- ◆ On July 25 vs. TOR, connected for his first career homer, off Drew Hutchison.
- ◆ On Aug 12 vs. BAL, caught Hisashi Iwakuma's no-hitter...it was the first no-hitter by a Mariners pitcher since Félix Hernández's perfect game on Aug 15, 2012 vs. TB.
- ◆ Threw out 43.5 pct. (10 of 23) of attempted base stealers, highest in the majors (min. 20 attempts).
- ◆ Made a pair of relief apps on June 12 at HOU and on Aug 15 at BOS.
- ◆ Began the **2014** season with Triple-A Tacoma, throwing out 51.2 pct. (21 of 41) of attempted base stealers...was with the Mariners from July 8 through the end of the season, and the Mariners went 11-7 in his 18 starts at catcher.
- ◆ Made his major league debut on May 24, **2013** vs. TEX...recorded a 9th-inning single off Joe Ortiz for his first career hit.
- ◆ Suffered a left wrist bone contusion on June 4 vs. CWS and did not play with the Mariners for the rest of the season.
- ◆ With Double-A Jackson in **2012**, was named to the Southern League midseason and postseason All-Star teams...led SL catchers with a .271 avg. (87-for-321) and threw out 44.4 pct. (32 of 77) of attempted base stealers.
- ◆ Split the **2011** season in Double-A between the Braves and Mariners organizations...released by the Braves on July 14 and signed by the Mariners as a minor league free agent on July 19.
- ◆ In **2010**, hit 7 HR between Class-A Myrtle Beach and Double-A Mississippi...in **2009**, named to the midseason South Atlantic League All-Star Team with Class-A Rome and was promoted to Myrtle Beach on June 25.

CAREER HIGHS

HITS	RUNS
3, 5x-last 6/25/17 vs. BAL	2, 4x-last 9/17/17 vs. BOS
HITTING STREAK	WALKS
5G, 3x-last 8/1/17 - 8/16/17	2, 5/26/13 vs. TEX
HOME RUNS	STRIKEOUTS
1, 9x-last 9/24/17 at BAL	3, 3x-last 5/28/17 at MIN
RBI	STOLEN BASES
3, 2x-last 5/14/17 at BOS	1, 2x-last 7/23/17 vs. TEX



CAREER BATTING

YEAR	CLUB	AVG	G	AB	R	H	2B	3B	HR	RBI	SH	SF	HB	BB-1	SO	SB	CS	GDP	SLG	OBP
2006	DSL Braves	.278	35	133	20	37	8	1	1	16	0	1	2	9-0	12	1	1	6	.376	.331
2007	GCL Braves	.221	40	104	8	23	5	0	0	14	1	2	0	7-0	10	1	1	4	.269	.265
2008	Danville	.182	44	154	14	28	2	0	3	15	1	0	1	7-0	24	1	1	5	.253	.222
2009	Rome	.325	45	169	14	55	15	0	1	18	0	0	1	6-0	17	1	4	8	.432	.352
	Myrtle Beach	.259	53	197	17	51	8	1	5	20	0	1	0	8-0	33	3	1	11	.386	.286
2010	Myrtle Beach	.220	48	191	14	42	9	0	5	22	1	0	1	7-0	26	1	0	8	.346	.251
	Mississippi	.297	38	145	20	43	11	1	2	12	1	0	0	1-1	17	0	2	5	.428	.301
2011	Mississippi	.219	40	137	13	30	5	0	0	10	1	1	1	6-0	12	0	1	7	.255	.255
	Jackson	.214	32	84	4	18	3	0	1	9	2	0	0	5-0	7	0	1	4	.286	.258
2012	Jackson	.271	90	321	27	87	11	0	1	30	4	1	3	20-2	39	1	1	9	.315	.319
	Tacoma	.299	23	87	10	26	3	0	0	8	1	0	0	7-0	10	1	1	2	.333	.351
	Seattle	.192	8	26	1	5	0	0	0	3	0	1	0	2-0	1	0	0	2	.192	.241
	AZL Mariners	.316	6	19	1	6	1	0	0	3	0	0	0	1-0	2	0	0	0	.368	.350
2014	Tacoma	.274	48	175	13	48	7	1	2	16	0	1	1	4-0	29	0	1	4	.360	.293
	Seattle	.213	21	61	4	13	2	0	0	5	3	0	0	0-0	17	0	0	0	.246	.213
	Seattle	.157	50	127	9	20	6	0	1	7	9	0	0	6-0	21	0	0	6	.228	.195
	Tacoma	.261	6	23	4	6	0	0	0	2	0	0	0	3-0	8	0	0	0	.261	.346
2015	AZL Mariners	.400	4	10	1	4	0	0	0	3	0	0	0	0-0	1	0	0	0	.400	.400
	Tacoma	.273	29	99	7	27	4	1	0	11	1	0	1	3-0	15	0	1	2	.333	.301
	Seattle	.480	9	25	4	12	2	0	1	5	0	0	2	2-0	5	0	0	1	.680	.552
2017	Tampa Bay	.256	62	176	20	45	6	0	7	29	2	4	3	7-0	35	2	0	6	.409	.289
Minor League Totals		.259	581	2048	187	531	92	5	21	209	13	7	11	94-3	262	10	16	75	.340	.294
Major League Totals		.229	150	415	38	95	16	0	9	49	14	5	5	17-0	79	2	0	15	.333	.265

1: Signed by the Atlanta Braves as a free agent, May 25, 2005...signed by Julian Perez, Rolando Petit and José León. 2: Signed by the Seattle Mariners as a free agent, July 29, 2011. 3: Acquired by the Tampa Bay Rays from Seattle in exchange for cash considerations, February 8, 2017.

CAREER FIELDING

YEAR	Position	PCT	G	PO	A	E	TC	DP	PB
2013	Catcher	1.000	8	60	6	0	66	1	0
2014	Catcher	.994	21	151	10	1	162	0	2
2015	Catcher	.992	50	349	28	3	380	5	3
	Pitcher	-	2	0	0	0	0	0	-
2016	Catcher	1.000	9	59	2	0	61	0	1
2017	Catcher	1.000	61	435	21	0	456	3	4
	Pitcher	-	1	0	0	0	0	0	-
Totals Catcher		.996	149	1054	67	4	1125	9	10
Pitcher		-	3	0	0	0	0	0	-

LEFT-RIGHT BREAKDOWN

	2017					CAREER				
	AVG	AB	H	HR	RBI	AVG	AB	H	HR	RBI
vs. Left	.231	39	9	3	9	.277	112	31	4	19
vs. Right	.263	137	36	4	20	.211	303	64	5	30



18 | INFIELDER

Joey Wendle

BATS
LEFT

THROWS
RIGHT

HEIGHT
6'1"

WEIGHT
190



JOSEPH PATRICK WENDLE

MAJOR LEAGUE SERVICE **88 days**
OPENING DAY AGE **27**
BORN **4/26/90** in **Wilmington, DE**
RESIDES **Kennett Square, PA**
CONTRACT STATUS **Signed through 2018**

ACQUIRED **From the Oakland Athletics in exchange for a player to be named, 12/11/17 (see page 171)**
SIGNING SCOUT **Brent Urcheck (Indians)**

SOCIAL MEDIA @JoeyWendle

X-RAY REPORT

- ◆ Joey and his wife, Lindsay, are expecting their first child in May...they want to keep the gender a surprise...during the offseason, the couple bought a home in Pennsylvania and spent the winter renovating the property.
- ◆ Joey received his bachelor's degree in pre-physical therapy at West Chester (Pa.) University and was named first team CoSIDA Academic All-America in 2012...prior to being drafted by the Indians, he planned to attend school for physical therapy and had gone as far as applying to a handful of programs...it's still a goal he'd like to pursue after baseball.
- ◆ His hobbies include working out and fishing.
- ◆ Growing up in eastern Pennsylvania, he supported the Phillies and his favorite players were Scott Rolen and Chase Utley.
- ◆ With the Athletics organization, he met Rickey Henderson when the Hall of Famer visited Triple-A Nashville...Rickey joined in the clubhouse card game.

2017 SEASON

- ◆ Appeared in 8 games with the Athletics following the conclusion of the Triple-A season...hit .308 (4-for-13) with 1 HR and 5 RBI for the Athletics, making 3 starts at second base.
- ◆ On Sep 17 at PHI, hit a 6th-inning grand slam off Edubray Ramos, turning a 3-2 deficit into a 6-3 victory...the grand slam came in the 33rd game of his career, the soonest into a career an

Athletics player hit one since Scott Spiezio on April 23, 1997 vs. MIN (29th game).

- ◆ Was on the Athletics 10-day DL to begin the season with right shoulder soreness.
- ◆ Prior to his call up, spent the entire season with Nashville...appeared in 125 games for the Sounds, including 118 starts (81-2B, 24-3B, 8-DH, 5-SS).
- ◆ Tied for 3rd in the Pacific Coast League with 12 HBP and tied for 10th with 8 3B.
- ◆ With Nashville, hit .375/.412/.604 (36-for-96) when leading off an inning.
- ◆ Is the Sounds all-time leader in with 102 2B...ranks 4th with 440 hits, 5th with 228 runs, 25 3B and 1,546 AB and 9th with 380 games.
- ◆ Designated for assignment by the Athletics on Dec 7 and traded to the Rays four days later.

CAREER HIGHLIGHTS

- ◆ Over parts of two major league seasons, has hit .333 (9-for-27) with RISP.
- ◆ Made his major league debut with the Athletics in 2016 after spending nearly the entire season with Nashville...called up on Aug 31, and from that point on appeared in 28 of the Athletics final 30 games including 24 starts, all at second base...all but one of those starts came vs. RHP.
- ◆ Made his major league debut on Aug 31 at HOU, going 0-for-4 in a start at second base.
- ◆ Recorded his first career hit on Sep 2 vs. BOS, a pinch-hit single in the 8th inning off Joe Kelly...tagged Yu Darvish for a leadoff home run on Sep 17 at TEX, his first career homer.



- Enjoyed a pair of 4-hit games, on Sep 15 at KC (4-for-6) and on Oct 1 at SEA (4-for-5).
- Hit .349 (15-for-43) in his first 13 games, but only .189 (10-for-53) over his final 15 contests.
- For Nashville, ranked among Pacific Coast League leaders in triples (9, tied for 5th), extra-base hits (52, tied for 6th) and runs (81, 7th)...led Pacific Coast League second baseman with a .986 fielding pct.
- Named to the Athletics Organizational All-Star Team by MLB.com.
- Appeared in 34 games for the Yaquis de Obregon in the Mexican Winter League, batting .307 (42-for-137) with 25 RBI and a .511 SLG.
- Ranked by *Baseball America* as the No. 21 prospect in the Athletics system following the season.
- In **2015**, was named to the Pacific Coast League postseason All-Star Team...led the league and ranked 4th among all minor leaguers with 167 hits...tied for 2nd in the league and tied for 7th in the minors with 42 2B...also ranked 3rd in the league with 60 XBH and 255 total bases and 5th with 8 3B...tied for 7th with 80 runs.
- Hit .341 (76-for-223) after the All-Star break to raise his season avg. from .257 to .289.
- Ranked by *Baseball America* as the No. 17 prospect in the Athletics system following the season for a third consecutive year.
- Spent the **2014** season with Double-A Akron but was limited to 87 games due to a broken right hamate bone that kept him on the disabled list for nearly two months (June 27–Aug 18).
- Hit .400 (4-for-10) with 2 RBI and 3 BB in 4 post-season games for the RubberDucks.
- Traded to the Athletics on Dec 4 in exchange for Brandon Moss.
- Spent the entire **2013** season with Class-A Carolina and was named to the Carolina League postseason All-Star Team...ranked 2nd in the league with 53 XBH and a .513 SLG...was 4th with 212 total bases and tied for 4th with a career-high 16 HR.
- Won the Lou Boudreau Award, given to the top position player in the Indians system.
- Named to the Indians Organizational All-Star Team by MLB.com.
- Suffered a fractured orbital on April 20 that sidelined him until May 21...was hitting .426 with a .508 OBP at the time of the injury.
- Hit .311 (19-for-61) with 12 RBI in 16 games for the Surprise Saguaros in the Arizona Fall League.

- Made his professional debut in **2012** with Short-A Mahoning Valley and was named to the New York-Penn League midseason All-Star Team...ranked among league leaders in avg. (.327, 3rd), slugging pct. (.469, 3rd) and total bases (115, 5th).

AMATEUR CAREER

- Selected by the Indians in the sixth round of the 2012 June Draft out of West Chester (Pa.) University...ranked among the Top 10 prospects in Division II by *Baseball America* that year...was a four-year starter at second base for the Golden Rams.
- Became the first WCU alum to reach the majors since 14-year veteran John Mabry.
- Graduated as one of only two players in WCU history with more than 250 hits and 400 total bases...was a three-time first team All-Conference selection and a three-time first team All-America choice...as a senior, won the Pennsylvania State Athletic Conference triple crown, batting .399 with 12 HR and 59 RBI in 56 games.
- Graduated from Avon Grove (Pa.) High School.

CAREER HIGHS

HITS	RUNS
4, 2x-last 10/1/16 at SEA	3, 9/15/16 at KC
HITTING STREAK	WALKS
5G, 9/5/16 – 9/10/16	1, 7x-last 9/9/17 vs. HOU (G2)
HOME RUNS	STRIKEOUTS
1, 2x-last 9/17/17 at PHI	3, 9/24/16 vs. TEX
RBI	STOLEN BASES
4, 9/17/17 at PHI	1, 2x-last 9/12/16 at KC

HOME RUN HIGHLIGHTS

GRAND SLAMS (1)
9/17/17 at PHI (Edubray Ramos)
LEADOFF (1)
9/17/16 at TEX (Yu Darvish)



CAREER BATTING

YEAR	CLUB	AVG	G	AB	R	H	2B	3B	HR	RBI	SH	SF	HB	BB-I	SO	SB	CS	GDP	SLG	OBP
2012	Mahoning Valley	.327	61	245	32	80	15	4	4	37	0	2	5	15-1	25	4	1	3	.469	.375
2013	Carolina	.295	107	413	73	122	32	5	16	64	1	6	10	44-1	79	10	2	10	.513	.372
2014	Akron	.253	87	336	46	85	20	5	8	50	0	4	4	26-1	56	4	2	4	.414	.311
	AZL Indians	.455	6	22	8	10	1	1	0	4	0	0	0	4-0	4	1	1	0	.591	.538
2015	Nashville	.289	137	577	80	167	42	8	10	57	5	5	9	22-1	114	12	2	9	.442	.323
2016	Nashville	.279	125	491	81	137	31	9	12	61	1	1	7	26-2	112	14	4	10	.452	.324
	Oakland	.260	28	96	11	25	1	0	1	11	0	2	0	6-0	16	2	0	3	.302	.298
2017	Nashville	.285	118	478	67	136	29	8	8	54	0	1	12	19-1	82	13	4	6	.429	.327
	Oakland	.308	8	13	3	4	1	0	1	5	0	0	0	1-1	3	0	0	0	.615	.357
Minor League Totals		.288	641	2562	387	737	170	40	58	327	7	19	47	156-7	472	58	16	42	.453	.338
Major League Totals		.266	36	109	14	29	2	0	2	16	0	2	0	7-1	19	2	0	3	.339	.305

1: Selected by the Cleveland Indians in the sixth round of the 2012 June Draft...signed by Brent Urcheck. 2: Acquired by the Oakland Athletics from Cleveland in exchange for INF/OF Brandon Moss, December 8, 2014. 3: Acquired by the Tampa Bay Rays from Oakland in exchange for a player to be named (C. Jonah Heim), December 11, 2017.

CAREER FIELDING

YEAR	POSITION	PCT	G	PO	A	E	TC	DP
2016	Second Base	.983	28	45	71	2	118	20
2017	Second Base	1.000	5	6	7	0	13	3
Totals		.985	33	51	78	2	131	23

LEFT-RIGHT BREAKDOWN

	2017					CAREER				
	AVG	AB	H	HR	RBI	AVG	AB	H	HR	RBI
vs. Left	-	-	-	-	-	.333	15	5	0	2
vs. Right	.308	13	4	1	5	.255	94	24	2	14

DID YOU KNOW?

ROOKIE QUALIFICATIONS

A player shall be considered a rookie unless, during a previous season or seasons, he had (a) exceeded 130 at-bats or 50 innings pitched in the major leagues; or (b) accumulated more than 45 days on the active roster of a major league club or clubs during the period of a 25-player limit (excluding time on the disabled list). Entering 2018, the Rays have 17 rookies on their 40-man roster.

Willy Adames	INF	José De León	RHP	Ryne Stanek	RHP
Christian Arroyo	INF	Brent Honeywell	RHP	Joey Wendle	INF
Anthony Banda	LHP	Chih-Wei Hu	RHP	Justin Williams	OF
Jake Bauers	1B/OF	Andrew Kittredge	RHP	Hunter Wood	RHP
Diego Castillo	RHP	José Mujica	RHP	Ryan Yarbrough	LHP
Yonny Chirinos	RHP	Jaime Schultz	RHP		



| 71 | OUTFIELDER

Justin Williams

BATS
LEFT

THROWS
RIGHT

HEIGHT
6'2"

WEIGHT
215



JUSTIN PAUL WILLIAMS

MAJOR LEAGUE SERVICE **None**
OPENING DAY AGE **22**
BORN **8/20/95** in **Houma, LA**
RESIDES **Houma, LA**
CONTRACT STATUS **Signed through 2018**

ACQUIRED **From the Arizona Diamondbacks in a three-player trade, 11/14/14 (see page 173)**
SIGNING SCOUT **Rusty Pendergrass (Diamondbacks)**

SOCIAL MEDIA  @jpwilliams13

X-RAY REPORT

- Justin grew up with extremely limited means, leaving him unable to participate in many extra-curricular activities due to cost...he relied on his travel coach, Chad Raley, to take him to tournaments and provide necessary equipment... he believes Chad is a big reason he was noticed by scouts.
- Justin's love for baseball stemmed from playing games such as hitting rocks or foam footballs with a broomstick handle...from there, the game's coupling of physical ability with intelligence drew him in.
- Justin quickly developed a strong relationship with former Rays minor league hitting coordinator and current hitting coach Chad Mottola... he appreciated how Mottola never attempted to change his approach physically, but instead focused on his mental game.
- His childhood idol and role model was Ken Griffey Jr. ...he admired how "The Kid" impacted the game in all phases.
- Justin attended the MLB Rookie Career Development Program in Washington D.C. in January along with Jake Bauers and Ryan Yarbrough...the four-day orientation program included media training, time management and financial planning.

2017 SEASON

- Named Most Valuable Player for Double-A Montgomery by the Rays Baseball Operations department...spent the entire season with the

Biscuits, recording a career-high 14 HR, 72 RBI, 37 BB and 53 runs.

- Ranked 2nd among Rays minor leaguers in home runs, one shy of Jesús Sánchez...finished 3rd with 72 RBI, behind Sánchez (82) and Brett Sullivan (74)...his .301 avg. was 7th among Rays minor leaguers and marked the third time in five minor league seasons he hit .300 or better.
- Named to the Southern League postseason All-Star Team...finished the season ranked 4th in the SL in avg. and 3rd with a .489 SLG.
- Missed nearly all of May with a left knee contusion...was on the disabled list from May 5-29.
- Named the Rays Minor League Hitter of the Month for August, batting .333/.411/.677 (31-for-93) with 8 2B, 8 HR and 28 RBI.
- Totaled 3 HR and 6 RBI on Aug 30 vs. Mobile (Angels)...it was the second 3-HR game in Biscuits history, joining Tyler Goedell in 2013.
- Was called up to Triple-A Durham for the International League playoffs...hit .333 (4-for-12) with 1 2B and 3 BB in 4 games.
- Named to the Rays Organizational All-Star Team by MLB.com.
- Ranked by *Baseball America* as the No. 8 prospect in the Rays system and No. 16 prospect in the SL following the season.

CAREER HIGHLIGHTS

- Split the 2016 season between Class-A Charlotte and Montgomery, batting .295 (101-for-342) with 10 HR and 59 RBI...missed one month with a right hamstring injury.



- Named the Rays Minor League Hitter of the Month for July...combined between the two levels to hit .382/.396/.652 (34-for-89) with 4 2B, 1 3B, 6 HR and 24 RBI.
- Appeared in 16 games for the Peoria Javelinas in the Arizona Fall League.
- Ranked by *Baseball America* as the No. 9 prospect in the Rays system following the season.
- Split the **2015** season, his first in the Rays organization, between Class-A Bowling Green and Charlotte...hit .277/.298/.394 (130-for-470) with 7 HR and 48 RBI, and his 130 hits remain a career high.
- Played for the Australian Baseball League champion Brisbane Bandits, batting .342/.398/.582 (63-for-184) with 12 2B, 10 HR and 33 RBI in 47 games...ranked 3rd in the league in avg. and 2nd in slugging pct. ...tied for 3rd in hits and tied for 2nd in home runs.

- In **2014**, led the Rookie-level Pioneer League with a .386 avg. and .433 OBP...named to the postseason All-Star Team.
- At the time of his Aug 3 promotion to Class-A South Bend, had compiled a Missoula record 28-game hitting streak.
- Acquired by the Rays in a trade involving Jeremy Hellickson following the season.
- Named an Arizona League postseason All-Star for the AZL Diamondbacks in **2013**.

AMATEUR CAREER

- Selected by the Diamondbacks in the second round of the 2013 June Draft out of Terrebonne (La.) High School...won the Home Run Derby at the Perfect Game Showcase in 2012 at Petco Park.

CAREER BATTING

YEAR	CLUB	AVG	G	AB	R	H	2B	3B	HR	RBI	SH	SF	HB	BB-I	SO	SB	CS	GDP	SLG	OBP
2013	AZL D-backs	.345	37	148	17	51	12	0	1	32	0	0	5	8-1	35	0	1	3	.446	.398
	Missoula	.412	11	51	12	21	6	0	0	5	0	0	0	1-0	7	0	0	1	.529	.423
	South Bend	.111	3	9	3	1	0	0	0	0	0	0	0	2-0	2	0	0	0	.111	.273
2014	Missoula	.386	46	189	31	73	6	2	2	23	0	2	0	17-0	44	1	1	6	.471	.433
	South Bend	.284	28	102	16	29	6	3	2	23	0	0	3	7-0	23	0	1	2	.461	.348
2015	Bowling Green	.284	99	387	43	110	25	2	7	42	0	4	2	13-0	76	3	1	12	.413	.308
	Charlotte	.241	23	83	8	20	5	0	0	6	0	0	0	1-0	14	3	1	7	.301	.250
2016	Charlotte	.330	51	194	23	64	11	0	4	31	0	2	1	6-0	26	0	1	5	.448	.350
	Montgomery	.250	39	148	20	37	7	2	6	28	0	1	1	5-0	30	0	1	4	.446	.277
2017	Montgomery	.301	96	366	53	110	21	3	14	72	0	4	2	37-4	69	6	2	11	.489	.364
Minor League Totals		.308	433	1677	226	516	99	12	36	262	0	13	14	97-5	326	13	9	51	.445	.348

1: Selected by the Arizona Diamondbacks in the second round of the 2013 June Draft...signed by Rusty Pendergrass. 2: Acquired by the Tampa Bay Rays along with INF Andrew Velazquez from Arizona in exchange for RH Jeremy Hellickson, November 14, 2014.

DID YOU KNOW?

NATIONAL SPOTLIGHT

Since the ownership group led by Stuart Sternberg in 2005, more than 50 Rays games have been televised nationally. Prior to that, the club had made only four national TV appearances.



| 61 | RIGHT-HANDED PITCHER

Hunter Wood



BATS
RIGHT

THROWS
RIGHT

HEIGHT
6'1"

WEIGHT
165



HUNTER BLAKE WOOD

MAJOR LEAGUE SERVICE **1 day**
OPENING DAY AGE **24**
BORN **8/12/93** in **Rogers, AR**
RESIDES **Springdale, AR**

CONTRACT STATUS **Signed through 2018**
ACQUIRED **Selected in the 29th round of the 2013 June Draft**
SIGNING SCOUT **Patrick Murphy (Rays)**

SOCIAL MEDIA @hbwoody44 @hbwoody44

X-RAY REPORT

- ◆ Hunter was promoted from Double-A Montgomery for his major league debut last season...he received the news with roughly an hour to catch the flight...the family missed baggage check-in at the Montgomery airport by two minutes and had to drive to Birmingham for an alternate flight...he arrived at Globe Life Park in Arlington in the 2nd inning and entered the game for his debut in the 8th.
- ◆ Among his offseason activities is training English Springer Spaniels as upland and water-fowl hunting dogs...he works with a small number of dogs each day.



WILL VRAGOVIC / TAMPA BAY RAYS

- ◆ The tattoo of his last name across his back—the first of more than a dozen—was featured in a *Tampa Bay Times* article last spring...he had it done as a freshman at Howard College and didn't tell his father about it until after the school year.
- ◆ Hunter and his wife, Hannah, have two sons: Rawling (2) and Easton (1).

2017 SEASON

- ◆ Spent the entire season in the minors aside from a one-day stint on May 30 at TEX...made his major league debut that night, retiring Nomar Mazara—his only batter faced—for the final out of the 8th inning.
- ◆ He and José Alvarado both bypassed Triple-A for their major league debuts, the first Rays to do that since Scott Kazmir in 2004.
- ◆ Optioned back to Montgomery after his debut...made 12 starts with the Biscuits and was promoted to Triple-A Durham on June 16...combined for a career-high 115 SO.
- ◆ Made 6 starts with the Bulls before making his final 13 apps of the season out of the bullpen...posted a 1.96 ERA (23-IP, 5-ER) as a reliever.
- ◆ Was 2-0 and did not allow a run over 4 apps in the IL postseason, helping the Bulls win the Governors' Cup.

CAREER HIGHLIGHTS

- ◆ Split the **2016** season between Class-A Charlotte and Montgomery...earned a promotion to the Biscuits at the end of May...combined between the two levels to go 9-5 with a 2.39 ERA (113-IP, 30-ER) in 21 apps (18 starts).



- ◆ His 2.39 ERA ranked 2nd among Rays minor leaguers, trailing only Brent Honeywell (2.34)... also ranked 5th with 9 wins.
- ◆ Eight of his 18 starts between the two levels were scoreless...yielded 2 hits or fewer in 6 of his 18 starts.
- ◆ Opened his Double-A career with a 14-inning scoreless streak spanning 3 starts.
- ◆ Twice took home Pitcher of the Week honors and did so once at each level: with Charlotte for May 9-15 and Montgomery for June 20-26.
- ◆ Did not pitch in July due to a broken thumb sustained on a comebacker to the mound...threw 6 no-hit innings on June 23 at Biloxi (Brewers) prior to the injury.
- ◆ Ranked by *Baseball America* as the No. 27 prospect in the Rays system following the season.
- ◆ In **2015**, was named to the Midwest League mid-season All-Star Team...recorded a 1.44 ERA (50-IP, 8-ER) with 67 SO in 17 relief apps for Class-A Bowling Green in the first half...joined the rotation for 3 starts after the All-Star break and earned a mid-July promotion to Charlotte.

- ◆ Made 9 apps for the Mesa Solar Sox in the Arizona Fall League.
- ◆ Ranked by *Baseball America* as the No. 24 prospect in the Rays system following the season.
- ◆ In **2014**, went 4-4 with a 3.35 ERA (88.2-IP, 33-ER) in 19 starts between Bowling Green and Short-A Hudson Valley...his ERA ranked 6th among Rays minor leaguers.
- ◆ Ranked 10th in the New York-Penn League with a 3.08 ERA and 4th with a .219 opp. avg.
- ◆ Made 16 apps (6 starts) with Rookie-level Princeton in **2013**.

AMATEUR CAREER

- ◆ Selected in the 29th round of the 2013 June Draft after pitching one season at Howard College in Big Spring, Texas...previously selected by the Red Sox in the 32nd round of the 2012 June Draft.

CAREER PITCHING

YEAR	CLUB	W	L	ERA	G	GS	CG	SHO	SV	IP	H	R	ER	HR	HB	BB-I	SO	WP	BK
2013	Princeton	3	3	3.80	16	6	0	0	2	45.0	38	20	19	5	2	11-0	59	2	1
2014	Bowling Green	1	0	4.07	6	6	0	0	0	24.1	22	13	11	4	3	12-0	21	1	0
	Hudson Valley	3	4	3.08	13	13	0	0	0	64.1	53	24	22	3	7	16-0	57	4	0
2015	Bowling Green	1	4	1.82	20	3	0	0	4	64.1	36	13	13	3	1	16-1	81	3	0
	Charlotte	1	3	2.79	9	7	0	0	0	42.0	32	15	13	1	2	9-0	32	5	1
2016	Charlotte	3	3	1.70	11	9	0	0	0	63.2	34	15	12	2	1	24-0	56	3	1
	Montgomery	6	2	3.28	10	9	0	0	0	49.1	36	21	18	5	1	20-0	49	4	0
2017	Montgomery	4	4	4.76	12	12	0	0	0	70.0	68	38	37	7	2	24-0	68	1	0
	Tampa Bay	0	0	0.00	1	0	0	0	0	0.1	0	0	0	0	0	0-0	0	0	0
	Durham	3	1	4.39	19	6	0	0	0	53.1	54	28	26	8	1	20-0	47	3	0
Minor League Totals		25	24	3.23	116	71	0	0	6	476.1	373	187	171	38	20	152-1	470	26	3
Major League Totals		0	0	0.00	1	0	0	0	0	0.1	0	0	0	0	0	0-0	0	0	0

1: Selected by the Tampa Bay Rays in the 29th round of the 2013 June Draft...signed by Pat Murphy.

CAREER FIELDING

YEAR	POSITION	PCT	G	PO	A	E	TC	DP
2017	Pitcher	-	1	0	0	0	0	0

LEFT-RIGHT BREAKDOWN

	2017				CAREER			
	AVG	AB	H	HR	AVG	AB	H	HR
vs. Left	.000	1	0	0	.000	1	0	0
vs. Right	-	-	-	-	-	-	-	-



| 48 | LEFT-HANDED PITCHER

Ryan Yarbrough

BATS
RIGHT

THROWS
LEFT

HEIGHT
6'5"

WEIGHT
210



RYAN CHRISTIAN YARBROUGH (YAHR-bro)

MAJOR LEAGUE SERVICE **None**
OPENING DAY AGE **26**
BORN **12/31/91** in Austin, TX
RESIDES **Lakeland, FL**

CONTRACT STATUS **Signed through 2018**
ACQUIRED **From the Seattle Mariners in a four-player trade, 1/11/17 (see page 177)**
SIGNING SCOUT **Devitt Moore (Mariners)**

SOCIAL MEDIA  @RyanYarbrough

X-RAY REPORT

- ◆ Ryan grew up a Rays fan and kept some 2008 World Series gear in his bedroom of his Lakeland home, which he found after he was acquired in a four-player trade from the Mariners...he would often watch games in his bedroom, and his dad followed along as he worked in the garage...the two would sometimes meet in the middle of the house after the game's most pivotal moments.
- ◆ Ryan's high school baseball coach encouraged him to find professionals to look up to...he admired David Price, James Shields and Scott Kazmir and still has a Kazmir jersey he received as a 15-year-old hanging in his closet.
- ◆ As a sophomore at Santa Fe (Fla.) College, he was teammates with freshman outfielder Mallex Smith...they were traded together to the Rays as part of a package for Drew Smyly.
- ◆ Ryan attended the MLB Rookie Career Development Program in Washington D.C. in January along with Jake Bauers and Justin Williams...the four-day orientation program included media training, time management and financial planning.

2017 SEASON

- ◆ Spent his first season in the Rays organization with Triple-A Durham after being acquired from the Mariners in a trade involving Drew Smyly...his 13 wins, 26 starts, 157.1 IP and 159 SO were all career highs.
- ◆ Ranked 2nd among Rays minor leaguers in strikeouts, behind Brent Honeywell (172)...tied for 2nd in wins, one shy of José Mujica (14)...ranked 3rd in innings and 8th with a 3.43 ERA.



WILL VRAGOVIC / TAMPA BAY RAYS

- ◆ Increased his strikeout total from 99 SO (6.94 SO/9 IP) with Double-A Jackson in 2016 to 159 SO (9.10 SO/9 IP) with the Bulls...according to FanGraphs, generated swings-and-misses on 14.0 pct. of his pitches, 2nd-highest in the International League behind teammate Brent Honeywell (14.3).
- ◆ Led the IL in strikeouts, the second consecutive year and fifth time in seven seasons a Bulls pitcher was the league leader...tied for the IL lead in starts, ranked 2nd in wins, 3rd in innings, 4th in SO/9 IP, 5th in BB/9 IP and 8th in ERA.
- ◆ Limited left-handed hitters to a .217/.278/.343 (43-for-198) line with 3 HR...righties hit .256 (101-for-394) against him with 17 HR.
- ◆ Won both of his IL postseason starts...was the Game 1 starter in the IL Semifinals vs.



Indianapolis (Pirates) and the Governors' Cup vs. Scranton/Wilkes-Barres (Yankees)...was 2-0 with a 1.38 ERA (13-IP, 2-ER).

- Started the Triple-A National Championship Game against Memphis (Cardinals)...yielded 2 runs in 1.1 IP but got no-decision as the Bulls came back to win, 5-3.
- Twice was named IL Pitcher of the Week... received the honor for the periods of June 19-25 and July 31-Aug 6.
- Named to the Rays Organizational All-Star Team by MLB.com.
- Ranked by *Baseball America* as the No. 26 prospect in the Rays system following the season.

CAREER HIGHLIGHTS

- Named the Southern League's Most Outstanding Pitcher in **2016**, spending the entire season with Jackson...his 2.95 ERA ranked 2nd in the league behind Chih-Wei Hu (2.59) and his 12 wins tied for the league lead.
- Also ranked among league leaders in WHIP (1.11, 2nd), opp avg. (.232, 3rd) and winning pct. (.750, 1st)...named to the SL midseason and postseason All-Star teams.
- Held left-handed hitters to a .183 avg. (24-for-131).
- Recorded a 7-inning CG SHO on April 30 (G2) vs. Mobile (Diamondbacks).
- Went 5-0 with a 1.80 ERA (30-IP, 6-ER) in May.
- Twice was named SL Pitcher of the Week... received the honor for the periods of May 23-29 and Aug 1-7.

- Named to the Mariners Organizational All-Star Team by MLB.com.
- Ranked by *Baseball America* as the No. 12 prospect in the Mariners system following the season.
- Opened the **2015** season with Class-A Bakersfield...made 4 starts with the AZL Mariners on a rehab assignment (left groin strain)...promoted to Class-A Clinton upon returning from the disabled list...ranked by *Baseball America* as the No. 14 prospect in the Mariners system following the season.
- Split the **2014** season between Rookie-level Pulaski and Short-A Everett...had a .170 opp avg. (26-for-153) between the two levels...had a 19-inning scoreless streak from July 21-Aug 20 halted by an unearned run; streak without an earned run was 22 IP from July 21-Aug 26.
- Ranked by *Baseball America* as the No. 9 prospect in the Mariners system and No. 12 prospect in the Northwest League following the season.

AMATEUR CAREER

- Selected by the Mariners in the fourth round of the 2014 June Draft out of Old Dominion University...spent two years at Santa Fe College in Gainesville, Fla. before transferring.
- Was a teammate at ODU of Ben Verlander, brother of 2011 Most Valuable Player and Cy Young Award winner, Justin.
- Previously selected by the Brewers in the 20th round of the 2013 June Draft, but returned to ODU for his senior season.

CAREER PITCHING

YEAR	CLUB	W	L	ERA	G	GS	CG	SHO	SV	IP	H	R	ER	HR	HB	BB-I	SO	WP	BK
2014	Pulaski	0	0	0.00	2	0	0	0	1	4.0	1	0	0	0	0	1-0	5	0	0
	Everett	0	1	1.40	12	10	0	0	0	38.2	25	7	6	1	2	4-0	53	0	0
2015	Bakersfield	4	7	3.76	16	16	0	0	0	81.1	86	44	34	7	5	18-0	74	3	1
	AZL Mariners	0	0	1.80	4	4	0	0	0	10.0	11	5	2	0	0	1-0	13	2	0
	Clinton	0	1	13.50	2	2	0	0	0	5.1	12	8	8	0	1	4-0	1	1	0
2016	Jackson	12	4	2.95	25	25	1	1	0	128.1	112	45	42	7	4	31-0	99	3	0
2017	Durham	13	6	3.43	26	26	0	0	0	157.1	144	65	60	20	8	39-1	159	2	0
Minor League Totals		29	19	3.22	87	83	1	1	1	425.0	391	174	152	35	20	98-1	404	11	1

1: Selected by the Seattle Mariners in the fourth round of the 2014 June Draft...signed by Devitt Moore. **2:** Acquired by the Tampa Bay Rays along with OF Mallex Smith and INF Carlos Vargas from Seattle in exchange for LH Drew Smyly, January 11, 2017.



2018 Spring Training Roster

POSITIONAL

MANAGER & COACHES

- 16 Cash, Kevin (Manager)
- 15 Baldelli, Rocco (Field Coord.)
- 41 Boroski, Stan (Bullpen)
- 25 Montoyo, Charlie (Bench)
- 51 Mottola, Chad (Hitting)
- 33 Quatraro, Matt (3B)
- 23 Snyder, Kyle (Pitching)
- 30 Timmons, Ozzie (1B)

PITCHERS (37)

- 78 Alaniz, R.J. (R)*
- 46 Alvarado, José (L)
- 35 Andriese, Matt (R)
- 22 Archer, Chris (R)
- 53 Banda, Anthony (L)
- 83 Bird, Kyle (L)*
- 63 Castillo, Diego (R)
- 64 Chirinos, Yonny (R)
- 37 Colomé, Alex (R)
- 87 De León, José (R)
- 24 Eovaldi, Nate (R)

- 34 Faria, Jake (R)
- 67 Fierro, Edwin (R)*
- 79 Gibaut, Ian (R)*
- 62 Hall, Cody (R)*
- 59 Honeywell, Brent (R)
- 58 Hu, Chih-Wei (R)
- 43 Jennings, Dan (L)
- 36 Kittredge, Andrew (R)
- 56 Kolarek, Adam (L)*
- 19 McGowan, Dustin (R)*
- 65 Mujica, José (R)
- 60 Murray, Colton (R)*
- 38 Nuño, Vidal (L)*
- 50 Pruitt, Austin (R)
- 52 Roe, Chaz (R)
- 54 Romo, Sergio (R)
- 47 Runzler, Dan (L)*
- 57 Schultz, Jaime (R)
- 26 Scribner, Evan (R)*
- 4 Snell, Blake (L)
- 68 Snow, Forrest (R)*
- 55 Stanek, Ryne (R)

- 49 Venters, Jonny (L)*
- 69 Weber, Ryan (R)*
- 61 Wood, Hunter (R)
- 48 Yarbrough, Ryan (L)

CATCHERS (7)

- 84 Carrillo, Xorge*
- 72 Ciuffo, Nick*
- 76 Monell, Johnny*
- 31 Moore, Adam*
- 40 Ramos, Wilson
- 45 Sucre, Jesús
- 80 Sullivan, Brett*

INFIELDERS (17)

- 1 Adames, Willy
- 21 Arroyo, Christian
- 70 Bauers, Jake
- 44 Cron, C.J.
- 81 Cronenworth, Jake*
- 5 Duffy, Matt
- 11 Hechavarria, Adeiny

- 7 Johnson, Micah*
- 82 Kay, Grant*
- 13 Miller, Brad
- 28 Robertson, Daniel
- 14 Schimpf, Ryan
- 29 Snyder, Brandon*
- 85 Solak, Nick*
- 77 Velazquez, Andrew*
- 18 Wendle, Joey
- 73 Wong, Kean*

OUTFIELDERS (7)

- 17 Coats, Jason*
- 74 Field, Johnny*
- 39 Kiermaier, Kevin
- 75 McCarthy, Joe*
- 0 Smith, Mallex
- 2 Span, Denard
- 71 Williams, Justin

NUMERICAL

- 0 Smith, Mallex (OF)
- 1 Adames, Willy (INF)
- 2 Span, Denard (OF)
- 4 Snell, Blake (LHP)
- 5 Duffy, Matt (INF)
- 7 Johnson, Micah (INF/OF)*
- 11 Hechavarria, Adeiny (INF)
- 13 Miller, Brad (INF)
- 14 Schimpf, Ryan (INF)
- 15 Baldelli, Rocco (Field Coord.)
- 16 Cash, Kevin (Manager)
- 17 Coats, Jason (OF)*
- 18 Wendle, Joey (INF)
- 19 McGowan, Dustin (RHP)*
- 21 Arroyo, Christian (INF)
- 22 Archer, Chris (RHP)
- 23 Snyder, Kyle (Pitching Coach)
- 24 Eovaldi, Nate (RHP)
- 25 Montoyo, Charlie (Bench Coach)

- 26 Scribner, Evan (RHP)*
- 28 Robertson, Daniel (INF)
- 29 Snyder, Brandon (INF)*
- 30 Timmons, Ozzie (1B Coach)
- 31 Moore, Adam (C)*
- 33 Quatraro, Matt (3B Coach)
- 34 Faria, Jake (RHP)
- 35 Andriese, Matt (RHP)
- 36 Kittredge, Andrew (RHP)
- 37 Colomé, Alex (RHP)
- 38 Nuño, Vidal (LHP)*
- 39 Kiermaier, Kevin (OF)
- 40 Ramos, Wilson (C)
- 41 Boroski, Stan (Bullpen Coach)
- 43 Jennings, Dan (LHP)
- 44 Cron, C.J. (1B)
- 45 Sucre, Jesús (C)
- 46 Alvarado, José (LHP)
- 47 Runzler, Dan (LHP)*

- 48 Yarbrough, Ryan (LHP)
- 49 Venters, Jonny (LHP)*
- 50 Pruitt, Austin (RHP)
- 51 Mottola, Chad (Hitting Coach)
- 52 Roe, Chaz (RHP)
- 53 Banda, Anthony (LHP)
- 54 Romo, Sergio (RHP)
- 55 Stanek, Ryne (RHP)
- 56 Kolarek, Adam (LHP)*
- 57 Schultz, Jaime (RHP)
- 58 Hu, Chih-Wei (RHP)
- 59 Honeywell, Brent (RHP)
- 60 Murray, Colton (RHP)*
- 61 Wood, Hunter (RHP)
- 62 Hall, Cody (RHP)*
- 63 Castillo, Diego (RHP)
- 64 Chirinos, Yonny (RHP)
- 65 Mujica, José (RHP)
- 67 Fierro, Edwin (RHP)*

- 68 Snow, Forrest (RHP)*
- 69 Weber, Ryan (RHP)*
- 70 Bauers, Jake (INF)
- 71 Williams, Justin (OF)
- 72 Ciuffo, Nick (C)*
- 73 Wong, Kean (INF)*
- 74 Field, Johnny (OF)*
- 75 McCarthy, Joe (OF)*
- 76 Monell, Johnny (C)*
- 77 Velazquez, Andrew (INF)*
- 78 Alaniz, R.J. (RHP)
- 79 Gibaut, Ian (RHP)*
- 80 Sullivan, Brett (C)*
- 81 Cronenworth, Jake (INF)*
- 82 Kay, Grant (INF)*
- 83 Bird, Kyle (LHP)*
- 84 Carrillo, Xorge (C)*
- 85 Solak, Nick (INF)*
- 87 De León, José (RHP)

ALPHABETICAL

- 1 Adames, Willy (INF)
- 78 Alaniz, R.J. (RHP)*
- 46 Alvarado, José (LHP)
- 35 Andriese, Matt (RHP)
- 22 Archer, Chris (RHP)
- 21 Arroyo, Christian (INF)
- 15 Baldelli, Rocco (Field Coord.)
- 53 Banda, Anthony (LHP)
- 70 Bauers, Jake (INF)
- 83 Bird, Kyle (LHP)*
- 41 Boroski, Stan (Bullpen Coach)
- 84 Carrillo, Xorge (C)*
- 16 Cash, Kevin (Manager)
- 63 Castillo, Diego (RHP)
- 64 Chirinos, Yonny (RHP)
- 72 Ciuffo, Nick (C)*
- 17 Coats, Jason (OF)*
- 37 Colomé, Alex (RHP)
- 44 Cron, C.J. (1B)

- 81 Cronenworth, Jake (INF)*
- 87 De León, José (RHP)
- 5 Duffy, Matt (INF)
- 24 Eovaldi, Nate (RHP)
- 34 Faria, Jake (RHP)
- 74 Field, Johnny (OF)*
- 67 Fierro, Edwin (RHP)*
- 79 Gibaut, Ian (RHP)*
- 62 Hall, Cody (RHP)*
- 11 Hechavarria, Adeiny (INF)
- 59 Honeywell, Brent (RHP)
- 58 Hu, Chih-Wei (RHP)
- 43 Jennings, Dan (LHP)
- 7 Johnson, Micah (INF/OF)*
- 82 Kay, Grant (INF)*
- 39 Kiermaier, Kevin (OF)
- 36 Kittredge, Andrew (RHP)
- 56 Kolarek, Adam (LHP)*
- 75 McCarthy, Joe (OF)*

- 19 McGowan, Dustin (RHP)*
- 13 Miller, Brad (INF)
- 76 Monell, Johnny (C)*
- 25 Montoyo, Charlie (Bench Coach)
- 31 Moore, Adam (C)*
- 51 Mottola, Chad (Hitting Coach)
- 65 Mujica, José (RHP)
- 60 Murray, Colton (RHP)*
- 38 Nuño, Vidal (LHP)*
- 50 Pruitt, Austin (RHP)
- 33 Quatraro, Matt (3B Coach)
- 40 Ramos, Wilson (C)
- 28 Robertson, Daniel (INF)
- 52 Roe, Chaz (RHP)
- 45 Sucre, Jesús (C)
- 47 Runzler, Dan (LHP)*
- 14 Schimpf, Ryan (INF)
- 57 Schultz, Jaime (RHP)
- 26 Scribner, Evan (RHP)*

- 0 Smith, Mallex (OF)
- 4 Snell, Blake (LHP)
- 68 Snow, Forrest (RHP)*
- 29 Snyder, Brandon (INF)*
- 23 Snyder, Kyle (Pitching Coach)
- 85 Solak, Nick (INF)*
- 2 Span, Denard (OF)
- 55 Stanek, Ryne (RHP)
- 45 Sucre, Jesús (C)
- 80 Sullivan, Brett (C)*
- 30 Timmons, Ozzie (1B Coach)
- 77 Velazquez, Andrew (INF)*
- 49 Venters, Jonny (LHP)*
- 69 Weber, Ryan (RHP)*
- 18 Wendle, Joey (INF)
- 71 Williams, Justin (OF)
- 73 Wong, Kean (INF)*
- 61 Wood, Hunter (RHP)
- 48 Yarbrough, Ryan (LHP)

* NON-ROSTER INVITE



How the Rays Were Built

ACQUIRED BY TRADE (24)

DATE	PLAYER	HOW ACQUIRED
Jan 8, 2011	Chris Archer	From the Chicago Cubs along with C Robinson Chirinos, OF Sam Fuld, OF Brandon Guyer and INF Hak-Ju Lee for RHP Matt Garza, OF Fernando Perez and LHP Zach Rosscup
Jan 22, 2014	Matt Andriese	From the San Diego Padres along with RHP Brad Boxberger, 2B Logan Forsythe, RHP Matt Lollis and INF Maxx Tissenbaum for RHP Jesse Hahn and LHP Alex Torres
July 31, 2014	Willy Adames	From the Detroit Tigers and Seattle Mariners along with LHP Drew Smyly and INF Nick Franklin for LHP David Price
Nov 14, 2014	Justin Williams	From the Arizona Diamondbacks along with INF Andrew Velazquez for RHP Jeremy Hellickson
Dec 19, 2014	Jake Bauers	From the San Diego Padres in a three-team trade with the Washington Nationals, along with LHP Travis Ott, C René Rivera, RHP Burch Smith and OF Steven Souza Jr. for LHP José Castillo, C Ryan Hanigan, OF Wil Myers and RHP Gerardo Reyes
Jan 10, 2015	Daniel Robertson	From the Oakland Athletics along with OF/DH John Jaso, OF Boog Powell and cash considerations for INF/OF Ben Zobrist and SS Yunel Escobar
July 31, 2015	Chih-Wei Hu	From the Minnesota Twins along with RHP Alexis Tapia for RHP Kevin Jepsen
Nov 5, 2015	Brad Miller	From the Seattle Mariners along with RHP Danny Farquhar and 1B Logan Morrison for RHP Nathan Karns, OF Boog Powell and LHP C.J. Riefenhauser
Aug 1, 2016	Matt Duffy	From the San Francisco Giants along with INF Lucius Fox and RHP Michael Santos for LHP Matt Moore
Nov 18, 2016	Andrew Kittredge	From the Seattle Mariners along with 1B Dalton Kelly and RHP Dylan Thompson for INF/OF Richie Shaffer and INF/OF Taylor Motter
Jan 11, 2017	Mallex Smith Ryan Yarbrough	From the Seattle Mariners along with INF Carlos Vargas for LHP Drew Smyly
July 18, 2017	Jesús Sucre	From the Seattle Mariners for cash considerations
Jan 23, 2017	José De León	From the Los Angeles Dodgers for 2B Logan Forsythe
June 26, 2017	Adeiny Hechavarría	From the Miami Marlins for RHP Ethan Clark and OF Braxton Lee
July 18, 2017	Chaz Roe	From the Atlanta Braves for cash considerations
July 22, 2017	Sergio Romo	From the Los Angeles Dodgers for cash considerations
July 27, 2017	Dan Jennings	From the Chicago White Sox for 1B Casey Gillaspie
Dec 11, 2017	Joey Wendle	From the Oakland Athletics for a player to be named (C Jonah Heim)
Dec 12, 2017	Ryan Schimpf	From the San Diego Padres for INF Deion Tansel
Dec 20, 2017	Christian Arroyo Denard Span	From the San Francisco Giants along with LHP Matt Krook and RHP Stephen Woods Jr. for 3B Evan Longoria
Feb 17, 2018	C.J. Cron	From the Los Angeles Angels for a player to be named
Feb 20, 2018	Anthony Banda	From the Arizona Diamondbacks in a three-team trade with the New York Yankees, along with INF Nick Solak and two players to be named for OF Steven Souza Jr.

JUNE DRAFT (8)

YEAR	PLAYER	ROUND
2010	Kevin Kiermaier	31st
2011	Blake Snell	1st
	Jake Faria	10th
2013	Ryne Stanek	1st
	Austin Pruitt	9th
	Jaime Schultz	14th
	Hunter Wood	29th
2014	Brent Honeywell	2nd

SIGNED AS FREE AGENT (2)

DATE	PLAYER	PRIOR CLUB
Dec 12, 2016	Wilson Ramos	Washington Nationals
Feb 14, 2017	Nate Eovaldi	New York Yankees

MINOR LEAGUE CONTRACT (5)

DATE	PLAYER
March 20, 2007	Alex Colomé
March 13, 2012	José Alvarado
June 29, 2012	Yonny Chirinos
July 2, 2012	José Mujica
March 5, 2014	Diego Castillo





Non-Roster Invites

Carlos Peña was a Devil Rays non-roster invite in 2007, and was reassigned to minor league camp before an injury to Greg Norton made room on the Opening Day roster. That season, he went on to collect 46 HR and 121 RBI with a .411 OBP and .627 SLG—all of which remain single-season club records. He was named AL Comeback Player of the Year for his efforts.

SKIP MILOS / TAMPA BAY RAYS

| 78 | RIGHT-HANDED PITCHER

R.J. Alaniz

RUBEN ALANIZ (ah-lah-NIECE)

MAJOR LEAGUE SERVICE **None**
 OPENING DAY AGE **26**
 BORN **6/14/91 in McAllen, TX**



BATS
RIGHT
THROWS
RIGHT

HEIGHT
6'4"
WEIGHT
220



RESIDES **La Grulla, TX**
 ACQUIRED **Signed as a free agent, 12/15/17**
 SIGNING SCOUT **Rusty Pendergrass (Astros)**

2017 | Combined to go 3-3 with a 3.20 ERA (70.1-IP, 25-ER) in 43 apps (5 starts)...split the season between Double-A Erie and Triple-A Toledo for a second consecutive year...averaged a career-high 9.73 SO/9 IP...made 20 apps for the Leones del Caracas in the Venezuelan Winter League...pitched for Caracas for a third straight year.

2016 | In his first season in the Tigers organization, went 4-4 with a 2.69 ERA (73.2-IP, 22-ER) in 52 apps between two levels...during one spring training app against the Yankees, wore the jersey of outfield/baserunning coordinator Gene Roof after his own jersey was left at the Tigers spring training complex in Lakeland.

2015 | Made his season debut with Double-A Corpus Christi in mid-June after completing a 50-game suspension for violating the Minor League Drug Prevention and Treatment Program...pitched to a 1.91 ERA (33-IP, 7-ER) in 15 apps (5 starts) for Caracas in the Venezuelan Winter League.

2014 | Transitioned to a relief role but was limited to 14 apps (1 start) with Corpus Christi due to a pair of stints on the disabled list...made 3 rehab starts for the GCL Astros...began his 50-game suspension at the end of the season.

2013 | Tied for 5th in the Texas League with 9 wins, which remains a career high...allowed a career-

high 136 hits and 47 BB...did not allow a run in 7 IP in his Game 4 start of the Texas League semifinals.

2012 | Named Pitcher of the Month for Class-A Lancaster in April, going 2-0 with a 2.90 ERA (31-IP, 10-ER) in 5 starts...after that, went 4-2 with a 6.00 ERA (69-IP, 46-ER) in 12 starts...was on the disabled list twice with right shoulder injuries.

2011 | His 21 starts, 115.2 IP and 96 SO remain career highs...on April 13 (G2) at Hagerstown (Nationals), allowed the first professional home run ever hit by Bryce Harper...named Pitcher of the Month for Class-A Lexington in June...ranked by *Baseball America* as the No. 15 prospect in the Astros system following the season for a second consecutive year...the publication also tabbed him as having the Best Curveball in the organization.

2010 | Tied for 4th in the Appalachian League with 6 wins and led Rookie-level Greeneville with 42 SO...yielded 16 of his 32 runs over a 2-start stretch spanning 3.1 IP in July.

PERSONAL | Signed by the Astros as a non-drafted free agent on Aug 14, 2009...was injured midway through his junior year of high school, and a swine flu outbreak in the Rio Grande Valley canceled his 2009 high school baseball season...threw a perfect game in an Atlanta showcase game before signing with the Astros.

CAREER PITCHING

YEAR	CLUB	W	L	ERA	G	GS	CG	SHO	SV	IP	H	R	ER	HR	HB	BB-I	SO	WP	BK
2010	Greeneville	6	4	4.21	12	12	0	0	0	57.2	65	32	27	5	4	10-1	42	5	0
2011	Lexington	7	10	4.44	27	21	0	0	0	115.2	111	78	57	11	9	38-0	96	3	1
2012	Lancaster	6	2	5.04	17	17	0	0	0	100.0	113	58	56	12	6	26-0	70	6	2
2013	Corpus Christi	9	9	4.53	27	19	0	0	0	113.1	136	73	57	9	7	47-0	65	9	2
2014	Corpus Christi	0	0	6.44	14	1	0	0	0	29.1	27	22	21	2	1	26-1	15	3	0
	GCL Astros	1	1	6.94	3	3	0	0	0	11.2	23	15	9	0	1	2-0	7	3	0
2015	Corpus Christi	6	4	4.55	14	5	0	0	0	57.1	69	32	29	2	4	23-0	25	2	0
2016	Erie	4	3	2.77	34	0	0	0	4	48.2	50	17	15	1	3	18-3	49	3	0
	Toledo	0	1	2.52	18	0	0	0	0	25.0	22	8	7	0	1	11-0	25	2	0
2017	Erie	2	1	2.10	23	2	0	0	3	34.1	29	13	8	3	2	8-1	36	5	0
	Toledo	1	2	4.25	20	3	0	0	0	36.0	43	21	17	5	4	21-2	40	2	0
Minor League Totals		42	37	4.34	209	83	0	0	7	629.0	688	369	303	50	42	230-8	470	43	5



| 83 | LEFT-HANDED PITCHER

Kyle Bird



BATS
LEFT
THROWS
LEFT

HEIGHT
6'3"
WEIGHT
190



RONALD KYLE BIRD

MAJOR LEAGUE SERVICE **None**
OPENING DAY AGE **24**
BORN **4/12/93** in **Orange Park, FL**
RESIDES **Orange Park, FL**

ACQUIRED **Selected in the 35th round of the 2014 June Draft**
SIGNING SCOUT **Milt Hill (Rays)**

Over four minor league seasons, has issued only 73 BB in 232 IP for a 2.83 BB/9 IP ratio.

2017 | Was with Double-A Montgomery for the entire season, aside from a five-day stint with Triple-A Durham from June 20-24...led the Southern League with 12 holds and tied for 1st with 53 apps...his 74.2 IP were a career high, and 25 of his 54 apps between two levels were 1.1 IP or longer...did not allow a hit in 3 apps, all scoreless, spanning 2.2 IP in the SL postseason.

2016 | Recorded a career-low 2.28 ERA (67-IP, 17-ER) across 43 apps with Class-A Charlotte and Montgomery...earned a May 11 promotion after 11 apps with the Stone Crabs...did not allow a run in 2 apps spanning 4 IP for the Biscuits in the postseason...had a 3.77 ERA (14.1-IP, 6-ER) in 12 apps for the Peoria Javelinas in the Arizona Fall League.

2015 | Went 4-0 with a 2.54 ERA (71-IP, 20-ER) in 33 apps between two levels...pitched in Durham's

penultimate game of the season after making 32 apps for Class-A Bowling Green...tied for 3rd among Rays minor leaguers with 9 saves...allowed 1 HR in 70 IP, including a homerless streak of 55.1 IP between two levels to end the season.

2014 | Made 12 apps with Rookie-level Princeton...pitched to a 2.30 ERA (15.2-IP, 4-ER) over his final 10 apps of the season.

PERSONAL | Selected out of Flagler College in St. Augustine, Fla. ...transferred to Flagler from Florida State University following his sophomore season...as a freshman, pitched in the second game of the College World Series...was teammates at FSU with Heisman Trophy winner Jameis Winston... named first team All-State as a senior at Clay High School in Green Cove Springs, Fla.

CAREER PITCHING

YEAR	CLUB	W	L	ERA	G	GS	CG	SHO	SV	IP	H	R	ER	HR	HB	BB-I	SO	WP	BK
2014	Princeton	1	0	4.19	12	0	0	0	1	19.1	15	11	9	3	1	6-0	15	3	0
2015	Bowling Green	4	0	2.60	32	0	0	0	9	69.1	67	25	20	1	2	17-0	69	6	2
	Durham	0	0	0.00	1	0	0	0	0	1.2	1	0	0	0	0	2-0	2	0	0
2016	Charlotte	2	1	0.50	11	0	0	0	3	18.0	11	1	1	0	0	1-0	22	1	1
	Montgomery	1	1	2.94	32	0	0	0	4	49.0	45	19	16	4	1	17-1	38	1	1
2017	Montgomery	4	2	3.03	53	0	0	0	0	71.1	64	31	24	2	4	29-2	68	6	1
	Durham	0	0	0.00	1	0	0	0	0	3.1	1	3	0	1	0	1-0	2	0	0
Minor League Totals		12	4	2.72	142	0	0	0	17	232.0	204	90	70	11	8	73-3	216	17	5



Xorge Carrillo



BATS
RIGHT

HEIGHT
6'1"

THROWS
RIGHT

WEIGHT
235



XORGE CARRILLO (HOR-hay cah-REE-yo)

MAJOR LEAGUE SERVICE **None**
 OPENING DAY AGE **28**
 BORN **4/12/89** in Tijuana, MEX

RESIDES **Tempe, AZ**
 ACQUIRED **Signed as a free agent, 1/31/18**
 SIGNING SCOUT **Jon Heurman (Mets)**

2017 | Played for Mexico in the World Baseball Classic during spring training, starting games against Puerto Rico and Venezuela...appeared in 70 games for Triple-A Las Vegas, where he recorded a career-high 44 RBI...was a non-roster invite to Mets spring training for a second consecutive year...hit .266 (53-for-199) with 3 HR and 19 RBI in 57 games for the Aguilas de Mexicali in the Mexican Pacific League...was his fifth consecutive year playing for Mexicali during the offseason.

2016 | Played 3 games for Mexico during WBC qualifying prior to the season...hit .272/.347/.362 (79-for-290) in 85 games between Double-A Binghamton and Las Vegas...combined for a career-high 79 hits...hit his first professional grand slam on July 6 at Hartford (Rockies).

2015 | Established career highs in games (94), runs (38), doubles (14, tied), home runs (10) and extra-base hits (25) for Binghamton.

2014 | Combined between Binghamton and Las Vegas to hit .285/.355/.357 (59-for-235) in 66

games...named Most Valuable Player of the Eastern League postseason...hit .400 (4-for-10) with 1 2B, 1 HR and 4 RBI in the Championship Series and caught Steven Matz, who flirted with a no-hitter, in the championship-clinching game...named Rookie of the Year in the Mexican Pacific League.

2013 | Transferred to Binghamton after 2 games with Class-A St. Lucie to start the season.

PERSONAL | Selected by the Mets in the 14th round of the 2011 June Draft out of Arizona State University...was selected three previous times, but did not sign: Padres, 23rd round, 2010; Indians, 29th round, 2009; and Blue Jays, 28th round, 2007...hit .330 (35-for-106) as a senior with the Sun Devils...limited to 34 AB as a junior in 2010 due to a forearm injury...was a two-time first team All-Conference selection at Central Arizona College before transferring...moved to Phoenix with his family when he was 15 years old...his parents drove down from Phoenix to watch him play in the WBC qualifiers in Mexicali in 2016.

CAREER BATTING

YEAR	CLUB	AVG	G	AB	R	H	2B	3B	HR	RBI	SH	SF	HB	BB-I	SO	SB	CS	GDP	SLG	OBP
2011	Brooklyn	.217	27	92	11	20	2	0	2	10	0	1	2	9-0	11	0	0	2	.304	.298
2012	Savannah	.154	11	39	2	6	0	0	1	4	0	0	0	2-0	8	0	0	1	.231	.195
2013	St. Lucie	.000	2	7	0	0	0	0	0	0	0	0	0	0-0	2	0	0	0	.000	.000
	Binghamton	.296	34	108	12	32	6	0	0	13	1	2	2	8-0	21	0	0	2	.352	.350
2014	Binghamton	.283	58	191	28	54	7	0	2	19	1	2	10	11-0	32	0	0	6	.351	.350
	Las Vegas	.313	8	16	3	5	2	0	0	3	0	1	2	1-0	1	0	0	2	.438	.400
2015	Binghamton	.240	94	325	38	78	14	1	10	40	1	2	11	27-0	53	1	2	11	.382	.318
2016	Binghamton	.269	80	275	28	74	14	0	4	24	0	2	5	29-0	48	0	1	9	.364	.347
	Las Vegas	.333	5	15	0	5	0	0	0	1	1	0	0	0-0	1	0	0	2	.333	.333
2017	Las Vegas	.270	70	252	24	68	12	0	9	44	0	1	2	17-1	62	0	0	3	.425	.320
Minor League Totals		.259	389	1320	146	342	57	1	28	158	4	11	34	104-1	239	1	3	38	.367	.327

WORLD BASEBALL CLASSIC BATTING

YEAR	CLUB	AVG	G	AB	R	H	2B	3B	HR	RBI	SH	SF	HB	BB-I	SO	SB	CS	GDP	SLG	OBP
2017	Mexico	.250	2	8	1	2	0	0	0	0	0	0	0	1-0	3	0	0	0	.250	.333



72 | CATCHER

Nick Ciuffo



BATS
LEFT
THROWS
RIGHT

HEIGHT
6'0"
WEIGHT
220



NICHOLAS ANTHONY CIUFFO (SHOO-fo)

MAJOR LEAGUE SERVICE **None**
 OPENING DAY AGE **23**
 BORN **3/7/95** in **Mount Pleasant, SC**
 RESIDES **Mount Pleasant, SC**

ACQUIRED **Selected in the first round (21st overall) of the 2013 June Draft**
 SIGNING SCOUT **Brian Hickman (Rays)**

Will serve a 50-game suspension to start the season following a violation of the Minor League Drug Prevention and Treatment Program.

2017 | Named Defensive Player of the Year by the Rays Baseball Operations department for a second consecutive year...threw out 38.3 pct. (23 of 60) of attempted base stealers...established career highs in games (102), runs (42), doubles (29), home runs (7), runs batted in (42), walks (42), on-base pct. (.319) and slugging pct. (.385)...named to the Southern League postseason All-Star Team...hit .323/.409/.496 (43-for-133) from July 13 through the end of the regular season...ranked by *Baseball America* as the No. 21 prospect in the Rays system following the season...the publication also tabbed him as the Best Defensive Catcher in the organization for a second consecutive year.

2016 | Threw out 58.7 pct. (27 of 46) of attempted base stealers with Class-A Charlotte...his eraser rate was the highest among Florida State League catchers (min. 20 attempts)...named to the FSL midseason All-Star Team...was on the disabled list from June 2–Aug 5 due to a left hand fracture...played in 21 games with the Peoria Javelinas in the

Arizona Fall League...ranked by *Baseball America* as the Best Defensive Catcher in the FSL in its Best Tools survey.

2015 | Named to the Midwest League midseason All-Star Team...his 92 hits remain a career high...hit .259 (21-for-81) with 3 HR and 9 RBI in 22 games with the Brisbane Bandits during their Australian Baseball League title run before breaking a finger and returning to rehab in the U.S.

2013 | Led the GCL Rays with 25 RBI.

PERSONAL | Selected out of Lexington (S.C.) High School...hit .401 with 11 HR and 93 RBI in 123 career games there...led his team to a state championship as a senior and was named the 2013 South Carolina Gatorade Player of the Year...had committed to play at the University of South Carolina, which offered him a scholarship at the age of 14—before he had ever played a varsity game—before signing with the Rays...his father, Tony, is the former director of media relations for College of Charleston athletics...Nick credits his time growing up around the program for developing his knowledge of the game.

CAREER BATTING

YEAR	CLUB	AVG	G	AB	R	H	2B	3B	HR	RBI	SH	SF	HB	BB-I	SO	SB	CS	GDP	SLG	OBP
2013	GCL Rays	.258	43	159	11	41	6	1	0	25	0	1	0	9-1	40	0	0	5	.308	.296
2014	Princeton	.224	52	192	25	43	7	1	4	20	0	1	1	17-0	45	2	1	4	.333	.289
2015	Bowling Green	.258	94	356	30	92	21	0	1	32	1	5	0	7-0	55	2	3	10	.326	.269
2016	Charlotte	.262	59	229	16	60	8	0	0	15	2	2	0	9-0	45	2	3	9	.297	.288
	GCL Rays	.067	5	15	1	1	0	0	0	0	0	0	0	2-0	2	0	0	0	.067	.176
2017	Montgomery	.245	102	371	42	91	29	1	7	42	0	4	0	42-3	95	2	0	9	.385	.319
Minor League Totals		.248	355	1322	125	328	71	3	12	134	3	13	1	86-4	282	8	7	37	.334	.292



17 | OUTFIELDER

Jason Coats

JASON LEAVELL COATS

MAJOR LEAGUE SERVICE **82 days**
 OPENING DAY AGE **28**
 BORN **2/24/90 in Dallas, TX**
 RESIDES **Argyle, TX**



BATS **RIGHT**
 THROWS **RIGHT**
 HEIGHT **6'2"**
 WEIGHT **200**



ACQUIRED **Claimed off waivers from the Chicago White Sox, 1/11/17**
 SIGNING SCOUT **Keith Staab (White Sox)**

Over four minor league seasons, has hit .306/.360/.492 (147-for-480) with 16 HR and 81 RBI against left-handed pitching.

2017 | Missed the entire season following Tommy John surgery...tore the ulnar collateral ligament (UCL) in his right arm on the same day he was claimed off waivers from the White Sox...released by the Rays on Jan 30 and re-signed to a minor league contract on March 10.

2016 | Appeared in 28 games with 14 starts (8-RF, 3-LF, 3-DH) for the White Sox, his first career major league action...selected to the major league roster on June 4 and made his major league debut that night, reaching in his first 2 PA (BB, HBP)...had four stints in the majors: June 4-6, June 10-July 14, Aug 9-22 and Sep 6 through season's end...on June 22 at BOS, hit a 1st-inning double off Eduardo Rodriguez for his first career hit...on Aug 13 at MIA, hit his first career home run, in the 4th inning off Adam Conley...named to the White Sox Organizational All-Star Team by MLB.com.

2015 | Combined to hit .276 (148-for-536) with 17 HR, 83 RBI and 11 SB in 134 games between Double-A Birmingham and Charlotte...established career highs in hits and home runs and tied his career high with 38 2B...led White Sox minor leaguers in doubles, runs batted in and total bases (239)...ranked 3rd in the International League

with 81 RBI...played in 7 games for the Criollos de Caguas in the Puerto Rican Winter League.

2014 | Hit .288/.342/.467 (143-for-497) with 38 2B, 15 HR and 81 RBI in 134 games between Class-A Winston-Salem and Birmingham, earning an Aug 11 promotion...led the Carolina League with 52 XBH and 209 total bases and ranked 2nd with 35 2B and a .487 SLG...named to the Carolina League postseason All-Star Team.

2013 | Began his professional career with Class-A Kannapolis...ranked among South Atlantic League leaders in hits (140, tied for 4th), doubles (38, 2nd), runs batted in (84, tied for 2nd), extra-base hits (53, 5th) and total bases (220, 5th)...led White Sox minor leaguers in doubles and ranked 2nd in runs batted in...named to the South Atlantic League midseason All-Star Team.

PERSONAL | He and his wife, Bradleigh, have a son, Cason, born Oct 5, 2017...selected by the White Sox in the 29th round of the 2012 June Draft out of Texas Christian University...previously selected by the Orioles in the 12th round of the 2011 June Draft, but did not sign...graduated from TCU with a degree in accounting...suffered a torn ACL in his right knee as a senior...his 99 hits as a sophomore in 2010 remain tied for the single-season school record...helped the Horned Frogs reach the College World Series that season for the first time in program history.

CAREER BATTING

YEAR	CLUB	AVG	G	AB	R	H	2B	3B	HR	RBI	SH	SF	HB	BB-1	SO	SB	CS	GDP	SLG	OBP
2013	Kannapolis	.271	133	516	63	140	38	3	12	84	4	4	8	31-0	85	12	3	18	.426	.320
2014	Winston-Salem	.291	115	429	64	125	35	2	15	72	2	4	6	35-2	65	5	2	10	.487	.350
	Birmingham	.265	19	68	5	18	3	1	0	9	2	3	1	3-0	9	1	1	4	.338	.293
2015	Birmingham	.340	12	47	6	16	9	0	0	2	0	0	0	1-0	6	0	2	1	1.532	.354
	Charlotte	.270	122	489	56	132	29	1	17	81	3	5	4	29-1	93	11	2	16	.438	.313
2016	Charlotte	.330	78	297	44	98	22	2	10	38	2	1	7	25-0	69	1	3	8	.519	.394
	Chicago-AL	.200	28	50	8	10	4	0	1	4	1	0	2	5-0	12	1	0	1	.340	.298
2017	Injured-Did Not Play																			
Minor League Totals		.287	479	1846	238	529	136	9	54	286	13	17	26	124-3	327	30	13	57	.458	.337
Major League Totals		.200	28	50	8	10	4	0	1	4	1	0	2	5-0	12	1	0	1	.340	.298



| 81 | INFIELDER

Jake Cronenworth



BATS LEFT
THROWS RIGHT
HEIGHT 6'1"
WEIGHT 185



JACOB JOHN CRONENWORTH

MAJOR LEAGUE SERVICE **None**
OPENING DAY AGE **24**
BORN **1/21/94** in **St. Clair, MI**
RESIDES **St. Clair, MI**

ACQUIRED **Selected in the seventh round of the 2015 June Draft**
SIGNING SCOUT **James Bonnici (Rays)**

2017 | Split the season between Class-A Charlotte and Double-A Montgomery, batting .274/.364/.358 (133-for-486) between the two levels...his 133 hits and 22 2B were both career highs, while his 13 SB and 66 BB were one shy of matching his 2016 career highs...began the season on a 22-game hitting streak, which was the longest in the Florida State League in 2017 and tied for the 4th-longest single-season streak in the organization's history... hit .389/.486/.522 (35-for-90) over that span, from April 6-May 1...was a 25-game hitting streak, dating back to the end of the 2016 season...named to the Florida State League midseason All-Star Team, his third consecutive year receiving midseason All-Star honors...ranked 5th in the FSL with a .364 OBP and tied for the Stone Crabs lead with 47 BB despite a July 18 promotion to Montgomery... ranked by *Baseball America* as the No. 22 prospect in the Rays system following the season.

2016 | Combined to hit .282/.389/.386 (120-for-425) between Class-A Bowling Green and Charlotte...his 81 runs, 7 3B, 4 HR, 57 RBI, 67 BB and 14 SB remain career highs...named the Rays Minor League Hitter of the Month for April, batting .400/.500/.507 (30-for-75) with 6 2B and 11 RBI...named to the Midwest League midseason All-Star Team...earned

a July 20 promotion to Charlotte...transferred back to Bowling Green for the end of the regular season and MWL postseason...hit safely in his final 3 games of the regular season with the Hot Rods, which started a 25-game hitting streak extending into 2017...ranked by *Baseball America* as the No. 18 prospect in the MWL following the season...the publication also tabbed him as the Best Defensive Shortstop and for having the Best Strike-Zone Discipline in the MWL in its Best Tools survey.

2015 | Named Most Valuable Player for Short-A Hudson Valley by the Rays Baseball Operations department...led the team with a .291 avg, .399 OBP and 31 BB...named to the New York-Penn League midseason All-Star Team.

PERSONAL | In 2015, spent four days at the Rays Dominican academy getting a firsthand look at the organization's Latin American operations...selected out of the University of Michigan, where he played first and second base as a position player...also finished his career with a 3.34 ERA (121.1-IP, 45-ER) and 23 saves in 55 apps (12 starts) on the mound... attended St. Clair (Mich.) High School and also starred on the hockey team there.

CAREER BATTING

YEAR	CLUB	AVG	G	AB	R	H	2B	3B	HR	RBI	SH	SF	HB	BB-1	SO	SB	CS	GDP	SLG	OBP
2015	Hudson Valley	.291	51	196	31	57	12	3	1	16	1	1	5	31-1	59	12	7	2	.398	.399
2016	Bowling Green	.322	81	314	66	101	15	6	3	48	2	3	7	54-1	57	12	7	5	.436	.429
	Charlotte	.171	35	111	15	19	3	1	1	9	0	0	2	13-0	26	2	1	4	.243	.270
2017	Charlotte	.268	87	328	58	88	16	5	2	29	1	1	3	47-0	69	12	5	7	.366	.364
	Montgomery	.285	38	158	15	45	6	0	1	20	0	1	1	19-0	19	1	1	4	.342	.363
Minor League Totals		.280	292	1107	185	310	52	15	8	122	4	6	18	164-2	230	39	21	22	.376	.380



| 74 | OUTFIELDER

Johnny Field


JOHN DAVID FIELD JR.

MAJOR LEAGUE SERVICE **None**
 OPENING DAY AGE **26**
 BORN **2/20/92** in Las Vegas, NV
 RESIDES **Las Vegas, NV**



BATS
RIGHT
 THROWS
RIGHT

HEIGHT
5' 10"
 WEIGHT
195



ACQUIRED **Selected in the fifth round of the 2013 June Draft**
 SIGNING SCOUT **Jayson Durocher (Rays)**

2017 | Spent the entire season with Triple-A Durham...ranked 2nd in the International League and tied for 3rd among Rays minor leaguers with 35 2B, one shy of tying his career high (2014)...marked his fourth consecutive season with at least 12 HR and his fifth straight year with double-digit stolen bases...was on the disabled list, April 12–May 4, with a left thumb injury...took the loss in his first career pitching app—on May 10 vs. Columbus (Indians), pitched a scoreless 10th inning but was charged 3 runs in the 11th, the start of a 10-run frame for the Clippers in a 13-9 Bulls loss...hit a grand slam on May 19 vs. Gwinnett, off Braves prospect Lucas Sims...was the starting center fielder and leadoff batter in all 8 games for the Bulls in the IL postseason as well as the Triple-A National Championship Game win over Memphis (Cardinals)...was a non-roster invite to Rays spring training for a second consecutive year.

2016 | Split the season between Double-A Montgomery and Durham, batting .273/.322/.453 (123-for-450) with 33 2B, 12 HR, 56 RBI and 16 SB...named to the Southern League midseason All-Star Team for a second consecutive year...ranked 4th in the SL with 53 hits at the time of his May 30 promotion to Durham...combined between the two levels to hit .321/.374/.482 (36-for-112) vs. left-handed pitching.

2015 | Ranked among SL leaders in doubles (33, 3rd) and extra-base hits (51, 4th)...his 15 HBP led the SL and led Rays minor leaguers for a second consecutive

year (13 in 2014)...tied for 5th among Rays minor leaguers with 14 HR and ranked 5th with 66 RBI, which remains a career high...made only 1 error in 216 chances for a .995 fielding pct.

2014 | Named the Minor League Player of the Year by the Rays Baseball Operations department...hit a combined .300/.376/.488 (140-for-467) between Class-A Bowling Green and Class-A Charlotte, earning a July 16 promotion...his 140 hits, 36 2B, 8 3B, 23 SB and 46 BB remain career highs, as do his avg., on-base pct. and slugging pct. ...ranked 5th among Rays minor leaguers in avg. and stolen bases...hit .291 (51-for-175) with 6 HR, 19 RBI and 14 SB in 45 games for the Brisbane Bandits in the Australian Baseball League...named to the Rays Organizational All-Star Team by MLB.com...ranked by *Baseball America* as the No. 27 prospect in the Rays system following the season.

2013 | Tied for the New York-Penn League lead with 20 2B.

PERSONAL | Selected out of the University of Arizona, where he was a two-team All-Conference selection...was the Pac-12 batting champion (.385) as a sophomore in 2012, helping Arizona win their fourth College World Series championship and first since 1986...won four state championships in high school with Bishop Gorman High School in Las Vegas, Nev.

CAREER BATTING

YEAR	CLUB	AVG	G	AB	R	H	2B	3B	HR	RBI	SH	SF	HB	BB-I	SO	SB	CS	GDP	SLG	OBP
2013	Hudson Valley	.252	60	238	22	60	20	1	2	24	1	5	6	12-0	38	14	6	4	.370	.299
2014	Bowling Green	.290	82	317	62	92	23	5	7	41	2	3	7	33-0	74	18	4	6	.461	.367
	Charlotte	.320	40	150	33	48	13	3	5	17	0	0	6	13-0	28	5	4	1	.547	.396
2015	Montgomery	.255	116	432	68	110	33	4	14	66	2	6	15	36-0	109	18	3	11	.447	.329
2016	Montgomery	.272	45	195	26	53	10	2	7	29	0	2	0	9-0	42	13	2	2	.451	.301
	Durham	.275	69	255	34	70	23	4	5	27	1	3	5	21-1	64	3	6	4	.455	.338
2017	Durham	.261	111	445	62	116	35	1	12	57	2	4	3	26-0	98	12	7	7	.425	.303
	Minor League Totals	.270	523	2032	307	549	157	20	52	261	8	23	42	150-1	453	83	32	35	.444	.330



| 67 | RIGHT-HANDED PITCHER

Edwin Fierro

EDWIN EDEIR FIERRO VELAZQUEZ



BATS
RIGHT
THROWS
RIGHT

HEIGHT
6'2"
WEIGHT
200



MAJOR LEAGUE SERVICE **None**
OPENING DAY AGE **24**
BORN **8/30/93** in Cd. Obregón, MEX

RESIDES **Cajeme, MEX**
ACQUIRED **Signed as a free agent, 6/15/14**
SIGNING SCOUT **Eddie Diaz (Rays)**

2017 | Had five stints with Double-A Montgomery and three stints with Triple-A Durham, his first career action at the Triple-A level...combined to go 6-4 with a 3.63 ERA (89.1-IP, 36-ER) in 33 apps (9 starts)...established career highs in wins, apps, starts, innings and strikeouts (67)...prior to the season, he made 2 starts over his first three minor league seasons and his career high was 39 IP (2015)...went 1-0 with a 0.75 ERA (12-IP, 1-ER) in 10 apps for the Yaquis de Obregon in the Mexican Pacific League...did not allow a walk and his last 8 apps were scoreless.

2016 | Spent the entire season with Class-A Charlotte...on April 26 vs. St. Lucie (Mets), allowed a homer to Amed Rosario to snap a 67 IP homerless streak to begin his minor league career.

2015 | Split the season between Class-A Bowling Green, the GCL Rays and Charlotte...combined to go 4-4 with a career-low 1.85 ERA (39-IP, 8-ER) in 24 apps (1 start)...recorded a 1.32 ERA (13.2-IP, 2-ER) in 11 apps for Obregon, his second consecutive year pitching in the Mexican Pacific League.

2014 | Signed with the Rays after pitching three seasons for the Piratas de Campeche in the Mexican League...was 0-3 with a 2.89 ERA (18.2-IP, 6-ER) in 11 apps between the GCL Rays and Hudson Valley.

CAREER PITCHING

YEAR	CLUB	W	L	ERA	G	GS	CG	SHO	SV	IP	H	R	ER	HR	HB	BB-I	SO	WP	BK
2012	Campeche (MEX)	1	4	8.00	14	2	0	0	0	18.0	32	19	16	3	1	8-1	13	0	0
2013	Campeche (MEX)	1	3	3.03	27	0	0	0	4	38.2	32	13	13	3	3	12-6	29	1	0
2014	Campeche (MEX)	2	1	3.74	24	0	0	0	0	21.2	24	13	9	0	1	8-3	15	2	0
	GCL Rays	0	1	0.00	4	0	0	0	3	6.1	8	2	0	0	1	1-0	2	0	0
	Hudson Valley	0	2	4.38	7	0	0	0	2	12.1	14	6	6	0	0	1-0	6	0	0
2015	Bowling Green	3	3	1.65	20	0	0	0	3	32.2	32	7	6	0	4	12-1	25	3	0
	GCL Rays	0	0	0.00	1	1	0	0	0	2.0	1	0	0	0	0	0-0	1	0	0
	Charlotte	1	1	4.15	3	0	0	0	0	4.1	5	2	2	0	0	1-1	1	1	0
2016	Charlotte	2	3	3.78	16	1	0	0	1	33.1	40	14	14	2	2	9-0	17	2	0
2017	Montgomery	6	4	3.11	30	9	0	0	1	84.0	81	35	29	4	4	21-1	63	8	0
	Durham	0	0	11.81	3	0	0	0	0	5.1	11	7	7	1	1	2-0	4	0	0
Mexican League Totals		4	8	4.37	65	2	0	0	4	78.1	88	45	38	6	5	28-10	57	3	0
Minor League Totals		12	14	3.19	84	11	0	0	10	180.1	192	73	64	7	12	47-3	119	14	0




79 | RIGHT-HANDED PITCHER

Ian Gibaut



BATS
RIGHT
THROWS
RIGHT

HEIGHT
6'3"
WEIGHT
235



IAN PHILIP GIBAUT (jih-BOH)

MAJOR LEAGUE SERVICE **None**
OPENING DAY AGE **24**
BORN **11/19/93 in Houston, TX**
RESIDES **Houston, TX**

ACQUIRED **Selected in the 11th round of the 2015 June Draft**
SIGNING SCOUT **Rickey Drexler (Rays)**

2017 | Went 7-1 with a 2.21 ERA (61-IP, 15-ER), 12 saves and .174 opp avg. in 48 apps between Class-A Charlotte and Double-A Montgomery, earning an April 23 promotion...ranked 4th among Rays minor leaguers in saves...in his third professional season, established career highs in wins, apps, saves, innings (61) and strikeouts (77)...allowed a walk-off, 2-run homer in the Biscuits decisive Game 5 loss to Chattanooga (Twins) in the Southern League Semifinals...ranked by *Baseball America* as the No. 30 prospect in the Rays system following the season.

2016 | Promoted from Class-A Bowling Green to Charlotte on April 30...struck out 18 of his 38 BF

(47.4 pct.) during his stint with the Hot Rods... between the two levels, was 2-2 with a 2.53 ERA (57-IP, 16-ER) in 34 apps...posted a 1.16 ERA (54.1-IP, 7-ER) over his first 30 apps of the season and a 30.38 ERA (2.2-IP, 9-ER) over his last 4 apps.

2015 | Began his professional career with Rookie-level Princeton, averaging 11.53 SO/9 IP...his 38 SO were the most out of the P-Rays bullpen.

PERSONAL | Selected out of Tulane University, where he posted a 2.72 ERA (99.1-IP, 30-ER) and 22 saves in three seasons...was limited to 10 apps as a sophomore in 2014 due to a forearm injury.

CAREER PITCHING

YEAR	CLUB	W	L	ERA	G	GS	CG	SHO	SV	IP	H	R	ER	HR	HB	BB-I	SO	WP	BK
2015	Princeton	3	1	2.12	12	0	0	0	1	29.2	23	8	7	2	1	8-0	38	3	0
2016	Bowling Green	1	0	0.93	7	0	0	0	1	9.2	6	2	1	0	0	1-0	18	2	0
	Charlotte	1	2	2.85	27	0	0	0	3	47.1	45	20	15	2	2	19-0	45	3	0
2017	Charlotte	1	0	2.16	5	0	0	0	2	8.1	5	2	2	0	0	1-0	14	0	0
	Montgomery	6	1	2.22	43	0	0	0	10	52.2	33	21	13	6	5	26-1	63	6	1
Minor League Totals		12	4	2.32	94	0	0	0	17	147.2	112	53	38	10	8	55-1	178	14	1

DID YOU KNOW?

QUALIFYING NUMBERS

- ◆ To qualify for the batting championship, a player must have a minimum of 502 plate appearances or 3.1 plate appearances per number of his team's games.
- ◆ To qualify for the ERA title, a pitcher must have at least 162 innings pitched.
- ◆ To qualify for the fielding championship:
 - [1] a catcher must have played in at least 81 games.
 - [2] an infielder or outfielder must have played in at least 108 games.
 - [3] a pitcher must have at least 162 innings pitched.



| 62 | RIGHT-HANDED PITCHER

Cody Hall

CODY KEVIN HALL



BATS
RIGHT
THROWS
RIGHT
HEIGHT
6'4"
WEIGHT
235



MAJOR LEAGUE SERVICE **38 days**
OPENING DAY AGE **30**
BORN **1/6/88 in Savannah, GA**

RESIDES **Prairieville, LA**
ACQUIRED **Signed as a free agent, 12/15/17**
SIGNING SCOUT **Hugh Walker (Giants)**

2017 | Began the season with the Lancaster Barnstormers in independent ball...signed with the Giants on June 28 after posting 48 SO to 4 BB in 26.2 IP, ratios of 16.20 SO/9 IP and 12.00 SO/BB... returned to the organization that selected him in the 2011 June Draft and promoted him to the majors in 2015...made 25 apps with Triple-A Richmond after signing and 9 apps for the Aguilas del Zulia in the Venezuelan Winter League.

2016 | Acquired by the Diamondbacks from the Giants on Jan 13 for cash considerations...claimed off waivers by the Marlins after 12 apps with Triple-A Reno...made 4 scoreless apps for Triple-A New Orleans, earning a June 1 promotion to the majors...allowed a 2-run homer to NYM René Rivera in his first app with the Marlins...yielded 2 runs the next day and was optioned to New Orleans, then placed on the disabled list with a right shoulder impingement...released by the Marlins on Aug 16...pitched for the Caribes de Anzoategui in the Venezuelan Winter League.

2015 | Was a September call up for the Giants... made his major league debut in a 11-3 loss on Sep 3 at COL (1.2-IP, 5-H, 2-R/ER)...allowed 3 ER in the final game of the regular season, increasing his

season ERA from 3.24 to 6.48...prior to his call up, was with Triple-A Sacramento for 43 apps.

2014 | Spent the entire season with Double-A Richmond...missed most of August with a right forearm injury...did not allow a run in 17 apps spanning 17.1 IP for Anzoategui in the Venezuelan Winter League.

2013 | Split the season between Class-A San Jose and Richmond, going 4-2 with a 1.80 ERA (60-IP, 12-ER) in 46 apps...recorded a 3.00 ERA (9-IP, 3-ER) in 9 apps for the Scottsdale Scorpions in the Arizona Fall League.

2012 | Named to the South Atlantic League midseason All-Star Team...ranked 2nd in the league with 20 saves...led Giants minor leaguers with 21 saves... ranked by *Baseball America* as the Best Reliever in the South Atlantic League in its Best Tools survey.

PERSONAL | Selected by the Giants out of Southern University, where he was teammates in 2011 with José De León...previously selected by the Tigers in the 35th round in the 2010 June Draft, but did not sign...transferred to Southern from Baton Rouge Community College, where he was a walk-on as a freshman...went to Central High School in Baton Rouge but did not play baseball as a junior or senior.

CAREER PITCHING

YEAR	CLUB	W	L	ERA	G	GS	CG	SHO	SV	IP	H	R	ER	HR	HB	BB-I	SO	WP	BK
2011	Salem-Keizer	3	1	2.63	23	0	0	0	4	27.1	21	8	8	1	4	19-1	42	5	0
2012	Augusta	3	0	1.60	36	0	0	0	20	39.1	36	7	7	0	5	12-2	54	1	0
	San Jose	1	1	3.24	9	0	0	0	1	8.1	12	6	3	0	0	4-0	10	0	0
2013	San Jose	2	0	1.34	26	0	0	0	2	33.2	15	8	5	2	1	7-0	48	2	0
	Richmond	2	2	2.39	20	0	0	0	8	26.1	17	8	7	4	2	8-0	27	1	0
2014	Richmond	1	4	3.14	47	0	0	0	11	51.2	42	18	18	3	0	14-1	57	1	1
2015	Sacramento	1	3	3.46	43	0	0	0	3	67.2	67	30	26	3	0	26-0	55	2	0
	San Francisco	0	0	6.48	7	0	0	0	0	8.1	10	6	6	1	1	4-0	7	0	0
2016	Reno	0	0	7.98	12	0	0	0	0	14.2	23	13	13	2	1	7-1	10	0	0
	New Orleans	0	0	0.00	4	0	0	0	1	3.1	2	1	0	0	0	0-0	4	0	0
	Miami	0	0	12.00	2	0	0	0	0	3.0	4	4	4	1	0	3-1	3	0	0
2017	Lancaster (IND)	2	3	5.06	27	0	0	0	4	26.2	28	15	15	7	0	4-0	48	4	0
	Richmond	4	2	2.79	25	0	0	0	1	29.0	23	10	9	3	0	12-1	40	1	0
Minor League Totals		17	13	2.87	245	0	0	0	51	301.1	258	109	96	18	13	109-6	347	13	1
Major League Totals		0	0	7.94	9	0	0	0	0	11.1	14	10	10	2	1	7-1	10	0	0



17 | INFILDER ♦ OUTFIELDER

Micah Johnson



BATS
LEFT
THROWS
RIGHT

HEIGHT
6'0"
WEIGHT
210



MICAH DREW JOHNSON

MAJOR LEAGUE SERVICE **1 year, 46 days**
 OPENING DAY AGE **27**
 BORN **12/18/90 in Indianapolis, IN**
 RESIDES **Tampa, FL**

ACQUIRED **Claimed off waivers from the San Francisco Giants, 11/27/17**
 SIGNING SCOUT **Mike Shirley (White Sox)**

2017 | Limited to 63 games between the minors and majors after suffering a left wrist sprain while making a diving catch in the outfield of a spring training game...underwent surgery on March 17, performed by Braves head team physician Dr. Gary Lourie in Atlanta...was on the Braves active roster from July 28-31, Aug 18 and Sep 4 through the end of the season...was claimed off waivers three times in the offseason (Reds, Giants, Rays).

2016 | Had two short stints with the Dodgers, appearing in 7 games...spent the majority of the season with Triple-A Oklahoma City...led Dodgers minor leaguers with 26 SB...saw his first professional action in the outfield, making 20 starts in left field and 14 starts in center field...ranked by *Baseball America* as the No. 23 prospect in the Dodgers system following the season.

2015 | Appeared in 36 games across two stints with the White Sox, his first career major league action...was the starting second baseman out of spring training, but was optioned to Triple-A Charlotte on May 14...made his major league debut on April 6 at CWS...singled off Yordano Ventura in the 6th inning for his first career hit...despite playing in only 78 games with Charlotte, he tied for 5th in the International League with 28 SB...underwent arthroscopic surgery on his left knee on Oct 1...named to the White Sox Organizational All-Star Team by MLB.com...ranked by *Baseball America* as the No. 8 prospect in the White Sox system following the season...acquired by the Dodgers in a three-team, seven-player trade with the Reds involving Todd Frazier on Dec 16.

2014 | Split the season between Double-A Birmingham and Charlotte...was hampered for most of the season with a left hamstring injury...combined to hit .294/.351/.403 (123-for-419) with 19 2B, 6 3B, 5 HR, 44 RBI and 22 SB in 35 attempts...ranked 4th among White Sox minor leaguers in avg. and stolen bases...played for the U.S. team in the Futures Game in July at Target Field...ranked by *Baseball America* as the No. 4 prospect in the White Sox system following the season...the publi-

cation also tabbed him as the Best Baserunner in the organization.

2013 | Led all of minor league baseball with 84 SB...also ranked 5th among all minor leaguers with 106 runs...hit .312 (167-for-536) with 24 2B, 15 3B, 7 HR and 58 RBI between three levels...ranked 1st among White Sox minor leaguers in hits and triples, ranked 3rd in avg. and tied for 6th in extra-base hits (46)...named to the South Atlantic League midseason and postseason All-Star teams...ranked 2nd in the league with 11 3B and 3rd with 61 SB...promoted to Birmingham on Aug 29 and helped them win the Southern League title...hit .368 (14-for-38) with 7 SB in 10 games during the SL postseason and was named Most Valuable Player of the SL Finals...hit .320 (8-for-25) in 6 games for the Glendale Desert Dogs in the Arizona Fall League...was removed from the AFL to undergo a procedure to reposition a nerve in his right elbow...named to the White Sox Organizational All-Star Team by MLB.com...ranked by *Baseball America* as the No. 5 prospect in the White Sox system following the season...the publication also tabbed him as the Fastest Baserunner in the organization and Best Baserunner in the South Atlantic League in its Best Tools survey.

2012 | Led Rookie-level Great Falls with 49 runs, 74 hits, 5 3B, 43 BB, 19 SB and 106 total bases...named to the Pioneer League postseason All-Star Team...ranked by *Baseball America* as the No. 25 prospect in the White Sox system following the season.

PERSONAL | Selected by the White Sox in the ninth round of the 2012 June Draft out of Indiana University...limited to 80 AB as a junior due to an elbow injury suffered in the Cape Cod League in 2011...he is becoming an accomplished artist, and his work has been featured in hotels, museums and art exhibitions, including two shows over the offseason...he has also held a show at Dodger Stadium and was asked to do a live painting as part of last year's All-Star events in Miami...he credits Dodgers skipper Dave Roberts for encouraging him to pursue art.

ORGANIZATION
 COACHES & STAFF
 40-MAN ROSTER
NON-ROSTER INVITES
 Micah Johnson
 RECORDS & HISTORY
 OPPONENTS
 MINOR LEAGUE OPERATIONS
 BROADCAST INFORMATION
 TROPICANA FIELD & MISC.



CAREER BATTING

YEAR	CLUB	AVG	G	AB	R	H	2B	3B	HR	RBI	SH	SF	HB	BB-I	SO	SB	CS	GDP	SLG	OBP
2012	Great Falls	.273	69	271	49	74	10	5	4	25	3	0	1	43-1	74	19	6	9	.391	.375
2013	Kannapolis	.342	77	304	76	104	17	11	6	42	3	1	3	40-2	67	61	19	0	.530	.422
	Winston-Salem	.275	49	211	28	58	7	4	1	15	5	1	1	10-0	27	22	7	3	.360	.309
	Birmingham	.238	5	21	2	5	0	0	0	1	0	1	0	0-0	4	1	0	0	.238	.227
2014	Birmingham	.329	37	146	18	48	9	1	3	16	1	1	1	21-0	27	10	7	1	.466	.414
	Charlotte	.275	65	273	30	75	10	5	2	28	9	3	1	16-0	42	12	6	4	.370	.314
2015	Chicago-AL	.230	36	100	10	23	4	0	0	4	2	0	2	9-0	30	3	2	0	.270	.306
	Charlotte	.315	78	311	54	98	17	3	8	36	4	4	0	32-0	63	28	7	4	.466	.375
	AZL White Sox	.333	5	15	4	5	2	0	0	0	0	0	0	2-0	2	0	0	0	.467	.412
2016	Oklahoma City	.261	120	464	72	121	23	3	5	37	8	1	1	41-0	105	26	11	8	.356	.321
	Los Angeles-NL	.167	7	6	1	1	0	0	0	0	0	0	0	0-0	1	0	0	0	.167	.167
2017	GCL Braves	.429	3	7	2	3	0	0	0	2	0	0	0	3-0	2	5	0	0	.429	.600
	Rome	.286	2	7	0	2	0	0	0	1	0	0	0	0-0	1	0	0	0	.286	.286
	Gwinnett	.289	40	135	19	39	6	3	1	15	1	0	1	18-0	38	6	4	1	.400	.377
	Atlanta	.200	18	10	2	2	0	0	0	0	1	0	0	0-0	4	1	0	0	.200	.200
Minor League Totals		.292	550	2165	354	632	101	35	30	218	34	12	9	226-3	452	190	67	30	.412	.359
Major League Totals		.224	61	116	13	26	4	0	0	4	3	0	2	9-0	35	4	2	0	.259	.291

DID YOU KNOW?

TAMPA BAY RAYS EXPANSION DRAFT SELECTIONS | NOVEMBER 18, 1997 |

ROUND 1

1. Tony Saunders, LHP
Florida
2. Quinton McCracken, OF
Colorado
3. Bobby Abreu, OF
Houston
4. Miguel Cairo, 2B
Chicago (NL)
5. Rich Butler, OF
Toronto
6. Bobby Smith, 3B
Atlanta
7. Jason Johnson, RHP
Pittsburgh
8. Dmitri Young, OF/1B
Cincinnati
9. Esteban Yan, RHP
Baltimore
10. Mike DiFelice, C
St. Louis
11. Bubba Trammell, OF
Detroit
12. Andy Sheets, SS
Seattle
13. Dennis Springer, RHP
Anaheim

ROUND 2

14. Dan Carlson, RHP
San Francisco
15. Brian Boehringer, RHP
New York (AL)
16. Mike Duvall, LHP
Florida
17. John LeRoy, RHP
Atlanta
18. Jim Mecir, RHP
Boston
19. Bryan Rekar, RHP
Colorado
20. Rick Gorecki, RHP
Los Angeles
21. Ramón Tatis, LHP
Chicago (NL)
22. Kerry Robinson, OF
St. Louis
23. Steve Cox, 1B
Oakland
24. Albie Lopez, RHP
Cleveland
25. José Paniagua, RHP
Montreal
26. Carlos Mendoza, OF
New York (NL)

ROUND 3

27. Ryan Karp, LHP
Philadelphia
28. Santos Hernandez, RHP
San Francisco
29. Randy Winn, OF
Florida
30. Terrell Wade, LHP
Atlanta
31. Aaron Ledesma, SS
Baltimore
32. Brooks Kieschnick, 1B
Chicago (NL)
33. Luke Wilcox, OF
New York (AL)
34. Herbert Perry, 1B
Cleveland
35. Vaughn Eshelman, LHP
Oakland



| 82 | INFILDER

Grant Kay



BATS
RIGHT

THROWS
RIGHT

HEIGHT
6'0"

WEIGHT
185



GRANT KANYON KAY

MAJOR LEAGUE SERVICE **None**
 OPENING DAY AGE **24**
 BORN **5/29/93 in Omaha, NE**
 RESIDES **Omaha, NE**

ACQUIRED **Selected in the 27th round of the 2014 June Draft**
 SIGNING SCOUT **James Bonnici (Rays)**

2017 | Spent the majority of the season with Double-A Montgomery, aside from a July 28–Aug 3 stint with Triple-A Durham...in his fourth professional season, established career highs in numerous offensive categories, including 65 runs, 114 hits, 37 2B, 5 3B, 54 RBI, 46 BB and 14 SB (tied)...hit .265/.340/.422 (114-for-431) in 115 games between the two levels...his 37 2B ranked 2nd among Rays minor leaguers...led the Southern League with 36 2B and ranked 3rd with 46 XBH...played in 17 games for the Estrellas Orientales in the Dominican Winter League.

2016 | Spent the entire season with Class-A Charlotte...was batting .208 (32-for-154) in 41 games through May 26; after that, hit .263 (66-for-251) in 73 games...made a pair of pitching apps in the span of a week, in a 13-2 loss on June 29 vs. St. Lucie (Mets) and an 11-5 loss on July 5 vs. Bradenton (Pirates).

2015 | Played in a career-high 118 games with Class-A Bowling Green...named to the Midwest League midseason All-Star Team...ranked 5th in the MWL with 30 2B.

2014 | Began his professional career with Short-A Hudson Valley...in his first professional game, July 14 vs. Batavia (Marlins), he went 5-for-6 in a 16-4 win and hit for the cycle...it was the organization's first cycle since Melvin Upton Jr. on Oct 2, 2009 vs. NYY...remains one of nine cycles in organizational history and one of two with Hudson Valley, following Luis De Paula in 2000...named the NYPL Player of the Week for July 14-21...named to the Rays Organizational All-Star Team by MLB.com.

PERSONAL | Selected out of the University of Louisville...played one season with the Cardinals, helping them advance to the College World Series...prior to Louisville, attended Iowa Western Community College and won a national championship there as a freshman in 2012...underwent arthroscopic knee surgery in 2013.

CAREER BATTING

YEAR	CLUB	AVG	G	AB	R	H	2B	3B	HR	RBI	SH	SF	HB	BB-I	SO	SB	CS	GDP	SLG	OBP
2014	Hudson Valley	.314	42	159	27	50	14	4	2	20	0	2	5	12-0	30	2	4	4	.491	.376
2015	Bowling Green	.251	118	423	46	106	30	1	1	31	2	4	5	29-0	80	13	6	10	.333	.304
2016	Charlotte	.242	115	405	50	98	14	1	8	45	2	6	6	30-0	77	14	8	13	.341	.300
2017	Montgomery	.261	110	417	62	109	36	5	7	54	0	5	6	44-0	88	14	4	10	.422	.337
	Durham	.357	5	14	3	5	1	0	0	0	0	0	0	2-0	4	0	0	0	.429	.438
Minor League Totals		.260	390	1418	188	368	95	11	18	150	4	17	22	117-0	279	43	22	37	.380	.322



| 56 | LEFT-HANDED PITCHER

Adam Kolarek



BATS
LEFT
THROWS
LEFT

HEIGHT
6'3"
WEIGHT
205



ADAM JOHN KOLAREK (koh-LAIR-ick)

MAJOR LEAGUE SERVICE **35 days**
OPENING DAY AGE **29**
BORN **1/14/89 in Baltimore, MD**

RESIDES **Baltimore, MD**
ACQUIRED **Signed as a free agent, 3/27/17**
SIGNING SCOUT **Jim Thompson (Mets)**

2017 | Was a non-roster invite to Braves spring training...released on March 24 and signed with the Rays three days later...made his major league debut on June 29 at PIT after 320 apps across eight minor league seasons...his first career pitch was a 7th-inning called strike and led to an inning-ending caught stealing at third base...on July 14 at LAA, became the third pitcher in Rays history to hit a batter (Kole Calhoun) on his only pitch throw, first since Trever Miller on June 8, 2004 vs. SF...credited with his first career win on July 18 at OAK, recording the final out of the 8th inning before the Rays took the lead the next half inning...had two stints with the Rays: June 28-July 27 and Sep 1-3, then was outrighted off the 40-man roster...re-signed to a minor league contract on Nov 6.

2016 | Split his first season in the Rays organization between Double-A Montgomery and Triple-A Durham, going 3-4 with a 3.13 ERA (60.1-IP, 21-ER)...limited lefties to a .143 avg. (10-for-70).

2015 | Spent the entire season with Double-A Binghamton...tied for 4th in the Eastern League with 51 apps...pitched for the Gigantes de Carolina in the Puerto Rican League for a second consec-

utive year...signed a minor league contract with the Orioles on Oct 23...selected by the Rays in the Triple-A phase of the Rule 5 Draft.

2012 | Combined to go 3-3 with a 2.70 ERA (63.1-IP, 19-ER) and 19 saves between Class-A St. Lucie and Binghamton...tied for 2nd among Mets minor leaguers in saves...earned Florida State League midseason and postseason All-Star honors, and his 18 saves in the FSL ranked 5th in the league...named to the Mets Organizational All-Star Team by MLB.com...pitched to a 2.92 ERA (12.1-IP, 4-ER) in 9 apps with the Surprise Saguaros in the Arizona Fall League.

2011 | Was unbeaten (7-0) in 21 apps (1 start) with Class-A Savannah...made 5 apps spanning 7.1 IP with St. Lucie to start the season...combined for a 2.85 ERA (60-IP, 19-ER) between the two teams.

PERSONAL | Adam and his wife, Melanie, were married on Nov 11, 2017...selected by the Mets in the 11th round of the 2010 June Draft out of the University of Maryland...his father, Frank, was a catcher in the Athletics organization from 1976-79, reaching the Triple-A level in his last season.

CAREER PITCHING

YEAR	CLUB	W	L	ERA	G	GS	CG	SHO	SV	IP	H	R	ER	HR	HB	BB-I	SO	WP	BK
2010	Kingsport	0	0	3.86	5	0	0	0	0	9.1	3	4	4	1	1	3-0	15	0	0
	Brooklyn	2	1	2.89	17	0	0	0	1	28.0	16	11	9	3	2	14-0	30	2	0
2011	St. Lucie	0	1	7.36	5	0	0	0	0	7.1	13	6	6	0	0	4-0	3	0	0
	Savannah	7	0	2.22	21	1	0	0	5	52.2	41	16	13	1	6	19-1	55	2	0
2012	St. Lucie	1	3	2.37	44	0	0	0	18	57.0	49	18	15	3	2	21-3	70	6	0
	Binghamton	2	0	5.68	6	0	0	0	1	6.1	10	4	4	2	0	4-1	8	1	0
2013	Binghamton	3	3	1.71	44	0	0	0	1	63.0	47	15	12	3	2	22-1	63	3	0
	Las Vegas	0	0	11.25	2	0	0	0	0	4.0	5	5	5	0	2	3-0	1	0	0
2014	Binghamton	1	2	6.07	48	0	0	0	2	56.1	77	45	38	2	6	21-1	43	2	0
2015	Binghamton	2	4	4.43	51	1	0	0	1	67.0	59	35	33	4	3	28-1	61	5	0
2016	Montgomery	3	2	3.32	13	0	0	0	0	19.0	14	13	7	0	2	12-0	17	2	0
	Durham	0	2	3.05	34	0	0	0	2	41.1	28	15	14	1	4	23-0	46	2	0
2017	Durham	3	4	1.65	41	0	0	0	2	43.2	37	9	8	0	3	16-1	46	3	0
	Tampa Bay	1	0	6.48	12	0	0	0	0	8.1	9	6	6	2	4	4-2	4	1	0
Minor League Totals		24	22	3.32	331	2	0	0	33	455.0	399	196	168	20	33	190-9	458	28	0
Major League Totals		1	0	6.48	12	0	0	0	0	8.1	9	6	6	2	4	4-2	4	1	0




| 75 | FIRST BASEMAN ♦ OUTFIELDER

Joe McCarthy



BATS
LEFT
THROWS
LEFT
HEIGHT
6'3"
WEIGHT
220



JOSEPH EDWARD MCCARTHY

MAJOR LEAGUE SERVICE **None**
OPENING DAY AGE **24**
BORN **2/23/94** in **Scranton, PA**
RESIDES **Scranton, PA**

ACQUIRED **Selected in the fifth round of the 2015 June Draft**
SIGNING SCOUT **Lou Wieben (Rays)**

Over three minor league seasons, has 169 BB to 185 SO in 280 games.

2017 | Led the Southern League with 90 BB and tied for 1st with 8 3B...also ranked among league leaders in avg. (.284, 10th), runs (76, 5th) doubles (31, tied for 3rd) and on-base pct. (.409, 2nd)...spent the entire season with Double-A Montgomery and was named to the SL postseason All-Star Team...hit 2 HR in the 5-game series loss to Chattanooga (Twins) in the SL Semifinals...named SL Player of the Week for June 19-25 and July 17-23...named to the Rays Organizational All-Star Team by MLB.com...ranked by *Baseball America* as the No. 17 prospect in the Rays system following the season...the publication also tabbed him as having the Best Strike-Zone Discipline in the organization...ranked as the Best Defensive First Baseman in the SL in its Best Tools survey.

2016 | Split the season between Class-A Bowling Green and Class-A Charlotte, batting .285/.398/.430 (100-for-351) with 21 2B, 8 HR and 60 RBI...com-

bined to appear in 60 games (58 starts) at first base, his first professional action there...finished 8th among Rays minor leaguers in avg. ...named to the Rays Organizational All-Star Team by MLB.com...ranked by *Baseball America* as the No. 20 prospect in the Rays system following the season.

2015 | Named to the New York-Penn League midseason All-Star Team in his first professional season...ranked 7th in the NYPL with 18 SB.

PERSONAL | In 2015, spent four days at the Rays Dominican academy getting a firsthand look at the organization's Latin American operations...selected out of the University of Virginia...helped the Cavaliers win the first College World Series in program history in 2015, but missed the first 11 weeks of that season following a preseason back injury...named first team All-ACC as a sophomore, helping Virginia advance to the College World Series Finals...his brother, Jake, is currently a junior outfielder for the Cavaliers.

CAREER BATTING

YEAR	CLUB	AVG	G	AB	R	H	2B	3B	HR	RBI	SH	SF	HB	BB-I	SO	SB	CS	GDP	SLG	OBP
2015	Hudson Valley	.277	49	184	24	51	7	2	0	21	3	1	7	18-0	23	18	3	1	.337	.362
2016	Bowling Green	.288	43	153	31	44	12	0	3	29	0	2	5	33-2	30	11	2	2	.425	.425
	Charlotte	.283	61	198	20	56	9	3	5	31	0	6	5	28-0	38	8	3	2	.434	.376
2017	Montgomery	.284	127	454	76	129	31	8	7	56	0	2	7	90-2	94	20	5	6	.434	.409
Minor League Totals		.283	280	989	151	280	59	13	15	137	3	11	24	169-4	185	57	13	11	.415	.396



| 19 | RIGHT-HANDED PITCHER

Dustin McGowan

DUSTIN MICHAEL MCGOWAN

MAJOR LEAGUE SERVICE **10 years, 161 days**
OPENING DAY AGE **36**
BORN **3/24/82 in Savannah, GA**
RESIDES **Tallahassee, FL**



BATS
RIGHT

HEIGHT
6'3"

THROWS
RIGHT

WEIGHT
235



ACQUIRED **Signed as a free agent, 2/9/18**
SIGNING SCOUT **Chris Buckley and Joe Siers (Blue Jays)**

Has more major league service time than any other player on the Rays spring training roster...over the last two seasons, his 144.2 IP ranked 5th among NL relievers.

2017 | Made a career-high 63 apps in his second season with the Marlins...marked the second time in his career he was on an active roster in the majors for the entire season (2014)...his 8 wins were his most since 2007 (12), tied for most among NL relievers and tied for 2nd among major league relievers behind CWS/NYY David Robertson (9)...ranked 5th among NL relievers with 77.2 IP...posted a 1.91 ERA (42.1-IP, 9-ER) in 35 apps at Marlins Park, compared to a 8.15 ERA (35.1-IP, 32-ER) in 28 apps on the road...pitched to a 9.67 ERA (22.1-IP, 24-ER) over his final 21 apps, Aug 4-Oct 1, inflating his season ERA from 2.77 to 4.75.

2016 | Was a non-roster invite to Marlins spring training and made the Opening Day roster...had two stints with the Marlins: April 3-16 and May 11 through the end of the season...min. 50 IP, his .148 opp avg. vs. righties ranked 3rd in the NL...in the offseason, won the Hutch Award—presented annually to the major leaguer that best exemplifies the fighting spirit and competitive desire of the late Fred Hutchinson...did so after numerous injuries and the diagnosis of Type 1 diabetes.

2015 | Signed by the Dodgers on Feb 25 but released toward the end of spring training...was on the Phillies active roster from April 5-May 14 and June 5-17, making 14 apps...spent the rest of the season with Triple-A Lehigh Valley.

2014 | For the first time in his career, was on the Blue Jays active roster for the entire season...made the Blue Jays season-opening rotation and made 8 starts before moving to the bullpen...his start in the Blue Jays home opener on April 4 vs. NYY was his first in the majors since Sep 26, 2011 at CWS...his win on April 11 at BAL was his first since June 22, 2008 at PIT...in 45 apps out of the bullpen, was 3-1 with a 3.35 ERA (43-IP, 16-ER) and .215 opp avg. ... recorded his first career save on June 13 at BAL.

2013 | Returned from a rehab assignment for right shoulder soreness to make his season debut with

the Blue Jays on June 8 vs. TEX...missed the month of August with a right oblique strain...his 2.45 ERA (25.2-IP, 7-ER) in 25 apps remains a career low.

2012 | Was on the disabled list for the entire season...originally placed on the 15-day DL due to plantar fasciitis in his right foot, then transferred to the 60-day DL after recurring soreness in his right shoulder.

2011 | Missed most of the season recovering from right shoulder surgery...combined to make 12 rehab starts between Class-A Dunedin and Double-A New Hampshire, his first apps of any kind since 2008...returned to make 5 apps (4 starts) for the Blue Jays in September.

2010 | Did not pitch due to a right shoulder strain...underwent June surgery to repair a torn rotator cuff, performed by Dr. James Andrews...was the second consecutive year he missed the entire season due to injury...missed the previous season recovering from surgery on his right shoulder.

2008 | Made 19 starts for the Blue Jays in the first half, including a complete-game on June 10 vs. SEA...did not pitch after the All-Star break and underwent right shoulder debridement (fraying of the labrum) surgery on July 31.

2007 | His 12 wins, 27 starts, 2 CG, 169.2 IP and 144 SO remain career highs...on June 24 vs. COL, carried a no-hitter into the 9th inning, broken up on a leadoff single by Jeff Baker...finished with a 1-hit shutout, the first of his career...on Sep 7 at TB, recorded a career-high 12 SO in 8 IP.

2006 | Made 16 apps (3 starts) over three stints with the Blue Jays...made 5 starts for the Phoenix Desert Dogs in the Arizona Fall League.

2005 | Recalled on July 30 and spent the rest of the season with the Blue Jays, his first career major league action...made his major league debut that night vs. TEX, a no-decision in the 3-2 loss (5-IP, 2-H, 1-R/ER, 3-BB, 6-SO)...became the first pitcher selected by the Blue Jays in the first round to make his debut as a starter for the club since Roy Halladay on Sep 20, 1998 at TB...his 6 SO were the most by a Blue Jays pitcher in his major league



debut since Butch Edge on Aug 13, 1979 at OAK (6)...recorded his first career win in his third start, Aug 9 vs. DET...prior to his call up, made 11 starts between Dunedin and New Hampshire and missed the start of the season recovering from Tommy John surgery...ranked by *Baseball America* as the No. 48 overall prospect in the minors and No. 1 prospect in the Blue Jays system following the season...it marked his fourth time ranked in the Top 100 overall and fifth consecutive year ranked among the Blue Jays Top 10 prospects...the publication also tabbed him as having the Best Fastball and Best Slider in the organization.

2004 | Made 6 starts with New Hampshire...underwent Tommy John surgery on May 13, performed by Dr. James Andrews in Birmingham, Ala.

2003 | Split the season between Dunedin and Double-A New Haven, going 12-6 with a 3.01 ERA (152.1-IP, 51-ER) in 28 starts...was unbeaten (7-0) in 14 starts at the Double-A level...ranked by Baseball

America as the No. 18 overall prospect in the minors following the season.

2002 | Led the South Atlantic League with 163 SO...ranked by *Baseball America* as having the Best Fastball in the league in its Best Tools survey.

2001 | Ranked 3rd in the New York-Penn League with 80 SO, but led the league with 49 BB.

2000 | Made 8 starts with Rookie-level Medicine Hat in his first professional season.

PERSONAL | Selected by the Blue Jays in the first round (33rd overall) of the 2000 June Draft out of Long County (Ga.) High School...helped them make the state playoffs in three consecutive seasons as a shortstop and pitcher...was also a standout on the basketball team...earned All-State honors in baseball and All-Region in basketball...diagnosed with Type 1 diabetes during his rehab from 2004 Tommy John surgery and pitches with an insulin pump attached to him to control his blood sugar.

CAREER PITCHING

YEAR	CLUB	W	L	ERA	G	GS	CG	SHO	SV	IP	H	R	ER	HR	HB	BB-I	SO	WP	BK	
2000	Medicine Hat	0	3	6.48	8	8	0	0	0	25.0	26	21	18	2	3	25-0	19	8	0	
2001	Auburn	3	6	3.76	15	14	0	0	0	67.0	57	33	28	1	4	49-0	80	16	0	
2002	Charleston	11	10	4.19	28	28	1	0	0	148.1	143	77	69	10	5	59-0	163	12	0	
2003	Dunedin	5	6	2.85	14	14	1	1	0	75.2	62	29	24	1	4	25-0	66	9	0	
	New Haven	7	0	3.17	14	14	1	0	0	76.2	78	28	27	1	4	19-0	72	5	1	
2004	New Hampshire	2	0	4.06	6	6	0	0	0	31.0	24	14	14	4	0	15-0	29	2	0	
2005	Dunedin	0	1	4.29	5	5	0	0	0	21.0	21	12	10	2	2	5-0	20	0	1	
	New Hampshire	0	2	3.34	6	6	0	0	0	35.0	35	16	13	6	1	10-0	33	1	0	
	Toronto	1	3	6.35	13	7	0	0	0	45.1	49	34	32	7	7	17-0	34	7	0	
2006	Syracuse	4	5	4.39	23	13	0	0	0	84.0	77	45	41	7	3	39-0	86	10	0	
	Toronto	1	2	7.24	16	3	0	0	0	27.1	35	27	22	2	2	25-2	22	3	1	
2007	Syracuse	0	2	1.64	5	5	0	0	0	22.0	16	6	4	0	0	9-0	29	2	0	
	Toronto	12	10	4.08	27	27	2	1	0	169.2	146	80	77	14	2	61-3	144	13	0	
2008	Toronto	6	7	4.37	19	19	1	0	0	111.1	115	60	54	9	5	38-1	85	5	0	
2009	Toronto	Injured-Did Not Pitch																		
2010	Toronto	Injured-Did Not Pitch																		
2011	Dunedin	0	2	2.87	7	7	0	0	0	15.2	13	5	5	0	0	7-0	17	0	0	
	New Hampshire	0	2	2.75	5	5	0	0	0	19.2	18	7	6	2	0	7-0	18	0	0	
	Toronto	0	2	6.43	5	4	0	0	0	21.0	20	15	15	4	1	13-0	20	3	0	
2012	Toronto	Injured-Did Not Pitch																		
2013	Dunedin	0	0	0.00	3	0	0	0	0	3.0	1	0	0	0	0	1-0	5	0	0	
	Buffalo	0	0	7.00	8	0	0	0	0	9.0	10	7	7	1	0	6-0	12	0	0	
	Toronto	0	0	2.45	25	0	0	0	0	25.2	19	11	7	2	2	12-1	26	3	0	
2014	Toronto	5	3	4.17	53	8	0	0	1	82.0	80	41	38	13	3	33-1	61	2	0	
2015	Philadelphia	1	2	6.94	14	1	0	0	0	23.1	29	21	18	7	0	20-1	21	1	0	
	Lehigh Valley	2	2	4.08	31	1	0	0	15	39.2	41	19	18	2	1	24-0	28	2	0	
2016	Miami	1	3	2.82	55	0	0	0	1	67.0	49	26	21	7	2	33-7	63	4	0	
	New Orleans	0	0	0.00	4	0	0	0	2	7.1	1	0	0	0	0	6-0	7	0	0	
2017	Miami	8	2	4.75	63	0	0	0	0	77.2	77	42	41	13	2	27-5	64	5	0	
Minor League Totals		34	41	3.76	182	126	3	1	18	680.0	623	319	284	39	27	306-0	684	67	2	
Major League Totals		35	34	4.50	290	69	3	1	2	650.1	619	357	325	78	26	279-21	540	46	1	



| 76 | CATCHER

Johnny Monell



BATS
LEFT
THROWS
RIGHT

HEIGHT
6'1"
WEIGHT
210



JOHNNY MONELL JR. (mo-NELL)

MAJOR LEAGUE SERVICE **101 days**

OPENING DAY AGE **32**

BORN **3/27/86 in Bronx, NY**

RESIDES **Margate, NJ**

ACQUIRED **Signed as a free agent, 1/24/18**

SIGNING SCOUT **Glenn Tufts (Giants)**

Over parts of five seasons at the Triple-A level, has hit .278/.350/.460 (364-for-1,309) with 78 2B, 50 HR and 215 RBI in 378 games.

2017 | Signed with the KT Wiz in the Korean Baseball Organization but was released in mid-May after appearing in 28 games...played for the Criollos de Caguas in the Puerto Rican League, his ninth consecutive year of winter ball.

2016 | Tied for 1st among Mets minor leaguers with 19 HR and ranked 5th with 75 RBL...spent the entire season with Triple-A Las Vegas.

2015 | Had three stints with the Mets: May 5-23, June 23-July 18 and Sep 8 through the end of the season...appeared in 27 games and made 9 starts, all at catcher...had a pair of multi-RBI games, including July 6 at SF, his former team, on a 2-run double in the 9th inning off Santiago Casilla...designated for assignment by the Mets on Dec 18.

2014 | Split the season between the Triple-A affiliates of the Orioles and Dodgers, batting .238/.301/.364 (49-for-206) with 4 HR and 24 RBI...acquired by the Dodgers on May 28 for cash considerations...signed with the Mets as a minor league free agent following the season.

2013 | Selected to the Giants major league roster on Sep 3 and appeared in 8 games off the bench...recorded his first career hit on Sep 14 at LAD, an 8th-inning single off Peter Moylan...earned his promotion to the majors following the conclusion of the season for Triple-A Fresno...tied for 4th in the Pacific Coast League and ranked 4th among Giants minor leaguers with a career-high 20 HR...named to the Pacific Coast League midseason All-Star Team and the Giants Organizational All-Star Team by MLB.com...acquired by the Orioles on Nov 30 for cash considerations...was a Puerto Rican League All-Star for Caguas.

2012 | Spent the entire season with Double-A Richmond for a second consecutive year...tied for the team lead with 11 HR...named to the Giants Organizational All-Star Team by MLB.com.

2011 | Named to the Eastern League midseason All-Star Team...tied for 2nd on the team with 10 HR and ranked 3rd with 49 RBI.

2010 | Ranked 3rd among Giants minor leaguers with 19 HR...named California League Player of the Week for July 26-Aug 2...had a brief stint with Fresno toward the end of the regular season, but returned to Class-A San Jose for its run to the California League title...hit 3 HR in the playoffs and was named Most Valuable Player of the California League Championship Series...named to the Giants Organizational All-Star Team by MLB.com...ranked by *Baseball America* as the No. 28 prospect in the Giants system following the season.

2009 | Threw out 41.9 pct. (36 of 86) of attempted base stealers, tops in the South Atlantic League...ranked by *Baseball America* as the No. 22 prospect in the Giants system following the season.

2008 | Finished 8th among Giants minor leaguers with a .296 avg. between the Rookie-level AZL Giants and Short-A Salem-Keizer.

PERSONAL | Selected by the Giants in the 30th round of the 2007 June Draft out of Seminole (Fla.) Community College...previously selected by the Mets in the 49th round of the 2006 June Draft and the Giants in the 27th round of the 2005 June Draft, but did not sign...his father, Johnny Sr., spent 17 years in professional baseball on three continents, and reached as high as Triple-A in the minors.



CAREER BATTING

YEAR	CLUB	AVG	G	AB	R	H	2B	3B	HR	RBI	SH	SF	HB	BB-I	SO	SB	CS	GDP	SLG	OBP
2007	AZL Giants	.240	28	75	11	18	3	1	3	19	0	1	2	15-0	16	3	4	0	.427	.376
2008	AZL Giants	.405	11	42	13	17	7	0	1	10	0	0	2	4-0	5	3	0	0	.643	.479
	Salem-Keizer	.267	43	161	21	43	17	0	5	25	0	0	4	11-0	36	1	2	6	.466	.330
2009	Augusta	.273	91	293	46	80	21	0	8	44	1	1	5	33-0	45	4	1	14	.427	.355
2010	San Jose	.273	115	421	66	115	25	4	19	70	0	1	2	48-1	105	12	3	12	.487	.350
	Fresno	.200	5	15	0	3	1	1	0	0	0	0	0	2-0	4	0	0	1	.400	.294
2011	Richmond	.249	119	386	46	96	24	1	10	49	1	3	3	48-2	93	0	3	14	.394	.334
2012	Richmond	.257	108	323	39	83	27	1	11	50	0	5	5	41-1	84	2	2	10	.449	.345
2013	Fresno	.275	121	415	71	114	27	2	20	64	0	5	2	59-2	105	6	3	11	.494	.364
	San Francisco	.125	8	8	2	1	0	0	0	1	0	0	1	0-0	3	0	0	0	.125	.222
2014	Norfolk	.209	30	91	10	19	4	0	1	7	0	0	1	8-1	16	1	0	4	.286	.280
	Albuquerque	.261	38	115	11	30	8	1	3	17	0	1	0	10-0	24	3	0	7	.426	.317
2015	Las Vegas	.324	71	256	34	83	16	0	7	51	0	3	2	27-2	39	6	2	6	.469	.389
	New York-NL	.167	27	48	5	8	2	0	0	4	0	0	0	4-0	13	0	0	5	.208	.231
2016	Las Vegas	.276	113	417	69	115	22	1	19	75	0	4	3	37-1	76	2	0	20	.470	.336
	KT (Korea)	.165	28	85	10	14	4	0	2	9	0	2	1	17-1	28	2	1	2	.282	.305
Minor League Totals		.271	893	3010	437	816	202	12	107	482	2	24	31	343-10	648	43	20	105	.453	.349
Major League Totals		.161	35	56	7	9	2	0	0	5	0	0	1	4-0	16	0	0	5	.196	.230

DID YOU KNOW?

TRIPLE PLAYS

The Rays have pulled off three triple plays in club history. The most recent came Sep 27, 2011 vs. NYY when Russell Martin grounded into a 5-4-3 triple play (Evan Longoria to Ben Zobrist to Sean Rodríguez).

On Sep 2, 2006 vs. SEA, the Rays pulled off their second triple play, the first at Tropicana Field, in the top of the 1st inning. With runners on first and third, J.P. Howell threw a strike on a 3-2 count to Raul Ibañez for the first out. Catcher Dioner Navarro threw the ball to shortstop Ben Zobrist to get Adrián Beltré, who was running from first on the pitch. Zobrist then threw back to Navarro to nail José López as he tried to score from third to complete the triple play. It was the first 2-6-2 triple play in major league history.

On Sep 13, 2002 at TOR, the Rays executed the first triple play in club history (L-4-6-3) with Dewon Brazelton on the mound in his major league debut.

Rays opponents have also turned three triple plays, and Sean Rodríguez was the batter in the two most recent. Both of Rodríguez's were of the 5-4-3 variety—April 17, 2014 vs. NYY and Aug 16, 2011 at BOS—making him the first player to hit into a pair of triple plays since ATL Chipper Jones (2007, 1996) and before that, SD Tony Gwynn (1995, 1991). In 2011, Rodríguez became the first player since STL Gregg Jefferies in 1993 to hit into a triple play and participate in one defensively in the same season.

On June 11, 2006 at KC, the Royals turned a 8-1-6-5 triple play when Russell Bryan's apparent sacrifice fly was nullified upon appeal, when it was ruled that Aubrey Huff had left third base early on the tag-up. Rocco Baldelli was also caught on the play trying to advance from first to second base.



31 | CATCHER

Adam Moore

ADAM ROSS MOORE

MAJOR LEAGUE SERVICE **2 years, 115 days**
OPENING DAY AGE **33**
BORN **5/8/84 in Longview, TX**



BATS **RIGHT** HEIGHT **6'3"**
THROWS **RIGHT** WEIGHT **220**



RESIDES **Royse City, TX**
ACQUIRED **Signed as a free agent, 2/6/18**
SIGNING SCOUT **Mark Lumms (Mariners)**

Has spent parts of eight seasons in the majors with the Mariners (2009-11), Royals (2012-13), Padres (2014) and Indians (2015-16)...has appeared in 96 games and made 74 starts (73-C, 1-DH).

2017 | Spent the entire season with Triple-A Columbus, including a short stint on the disabled list with a right quadriceps injury...marked his first season without appearing in the majors since 2008.

2016 Had two stints with the Indians: May 1-3 (did not play) and Sep 1 through the end of the season...his only start was Sep 27 at DET after the Indians clinched the AL Central the night before...spent the remainder of the season with Columbus.

2015 | Was with Columbus through the International League postseason, helping them win the Governors' Cup...hit .471 (16-for-34) with 3 HR and 10 RBI in 10 games in the playoffs...selected by Cleveland on Sep 23 and spent the last 12 days on the major league roster.

2014 | Acquired by the Padres from the Royals for cash considerations toward the end of spring training...appeared in 9 games as a September call up for the Padres...his 13 HR in the minors were his most since 2008...signed to a minor league contract by the Indians on Dec 19.

2013 | Was with the Royals from May 26-June 3...spent the remainder of the season with Triple-A Omaha but missed nearly the entire second half with a right groin muscle tear.

2012 | Split the season between the Mariners and Royals organizations following a July 7 waiver claim...combined to hit .259/.326/.413 (52-for-201) with 6 HR and 33 RBI in the Pacific Coast League...made his Royals debut on Sep 23 vs. CLE and became the fourth player in franchise history to homer in his first at-bat with the team.

2011 | Made the Mariners Opening Day roster...appeared in 2 games before suffering a season-ending torn medial meniscus in his right knee, which required April 12 arthroscopic surgery...played 15 games for the Peoria Javelinas in the Arizona Fall League.

2010 | Made his first career Opening Day roster and led Mariners catchers with 58 starts...his

3.62 catcher's ERA ranked 2nd in the AL (min. 50 games)...missed over a month with a subluxed left fibula.

2009 | Spent most of the season in the minors with Double-A West Tenn and Tacoma, batting .287/.352/.425 (125-for-435) with 12 HR and 56 RBI between the two levels...named Most Valuable Player for Tacoma by the Mariners Baseball Operations department...selected to the major league roster on Sep 13...made his major league debut on Sep 17 vs. CWS, a 4-3, 14-inning win...caught all 14 innings, the most in a major league debut since data is available (1954)...on Sep 20 vs. NYY, hit a 2nd-inning single off Joba Chamberlain for his first career hit...on Sep 30 vs. OAK, his first career homer came in the 4th inning off Jeff Gray...ranked by *Baseball America* as the No. 83 overall prospect in the minors following the season...was the No. 3 prospect in the Mariners system.

2008 | Named Most Valuable Player for West Tenn by the Mariners Baseball Operations department...named to the Southern League midseason All-Star Team...finished 2nd among Mariners minor leaguers and 6th in the SL with a .319 avg. ...was unable to play in the Arizona Fall League due to a broken hand...ranked by *Baseball America* as the No. 6 prospect in the Mariners system following the season, up from No. 15 the year prior.

2007 | Named to the California League midseason and postseason All-Star teams...ranked 2nd among Mariners minor leaguers with 102 RBI, 3rd with a .307 avg. and 5th with 22 HR...his 102 RBI ranked 3rd in the California League and his .543 SLG ranked 5th.

PERSONAL | Selected by the Mariners in the sixth round of the 2006 June Draft out of the University of Texas at Arlington...previously selected by the Dodgers in the 28th round of the 2003 June Draft out of Northeast Texas Community College...named first team All-Conference and the conference's Newcomer of the Year during his only season at UTA...transferred there from the University of Nebraska, where he missed the 2005 season after tearing the meniscus in his left knee.



CAREER BATTING

YEAR	CLUB	AVG	G	AB	R	H	2B	3B	HR	RBI	SH	SF	HB	BB-I	SO	SB	CS	GDP	SLG	OBP
2006	Everett	.317	16	63	8	20	9	0	0	9	0	0	1	2-0	10	0	0	3	.460	.348
	Wisconsin	.267	44	165	21	44	6	0	7	24	0	2	6	14-1	38	0	0	7	.430	.342
2007	High Desert	.307	115	433	74	133	30	3	22	102	0	9	8	41-1	84	1	0	18	.543	.371
2008	West Tenn	.319	119	429	60	137	34	2	14	71	3	2	16	40-0	77	0	1	16	.506	.396
	West Tenn	.263	27	95	14	25	5	0	3	13	0	3	2	16-2	21	0	0	2	.411	.371
2009	Tacoma	.294	91	340	41	100	19	0	9	43	1	0	1	26-0	51	1	1	6	.429	.346
	Seattle	.217	6	23	4	5	1	0	1	2	0	0	1	0-0	7	1	0	1	.391	.250
2010	Seattle	.195	60	205	12	40	6	0	4	15	1	2	2	8-1	63	0	1	3	.283	.230
	Tacoma	.321	36	134	18	43	8	1	3	15	0	0	1	7-1	24	1	0	5	.463	.359
2011	Seattle	.167	2	6	0	1	1	0	0	0	0	0	0	0-0	2	0	0	0	.333	.167
2012	Tacoma	.209	24	86	10	18	5	0	3	11	1	2	0	5-0	14	0	0	3	.372	.247
	Omaha	.296	35	115	18	34	8	0	3	22	1	2	3	14-0	24	2	0	2	.443	.381
	Kansas City	.182	4	11	1	2	1	0	1	2	0	0	0	1-0	3	0	0	0	.545	.250
2013	Omaha	.191	41	131	20	25	4	0	8	23	0	0	0	17-0	52	0	0	4	.405	.284
	Kansas City	.300	5	10	1	3	1	0	0	0	0	0	0	1-0	2	1	0	0	.400	.364
2014	El Paso	.298	91	312	38	93	20	1	12	34	0	3	1	31-0	78	1	1	8	.484	.360
	AZL Padres	.667	2	6	3	4	3	0	1	4	0	0	0	1-0	0	0	0	0	1.667	.714
	San Diego	.200	9	10	1	2	1	0	0	1	0	0	0	2-1	5	0	0	0	.300	.333
2015	Columbus	.282	92	330	30	93	20	0	6	44	1	1	0	23-0	101	0	0	12	.397	.328
	Cleveland	.250	1	4	0	1	0	0	0	1	0	0	0	0-0	2	0	0	0	.250	.250
2016	Columbus	.247	86	299	35	74	14	0	7	31	0	0	4	26-1	63	0	0	16	.365	.316
	Cleveland	.000	9	5	0	0	0	0	0	0	0	0	0	0-0	4	0	0	0	.000	.000
2017	Columbus	.238	76	244	26	58	6	1	8	33	1	3	3	25-0	87	0	0	9	.369	.313
Minor League Totals		.283	895	3182	416	901	191	8	106	479	8	27	46	288-6	724	6	3	111	.448	.349
Major League Totals		.197	96	274	19	54	11	0	6	21	1	2	3	12-2	88	2	1	4	.303	.237

DID YOU KNOW?

TED WILLIAMS MUSEUM & HITTERS HALL OF FAME

The Ted Williams Museum and Hitters Hall of Fame opened its doors at Tropicana Field on Opening Day 2006. The museum, which covers 7,200 square feet, is located in center field by the Rays Touch Tank. The Museum is open and free of charge to game day ticket holders from gates open until the bottom of the 6th inning.

Over 500,000 fans have visited the Museum since its opening. It boasts over 125 inductees representing every major league team. There are special exhibits honoring the Negro Leagues, Japanese baseball, the All-American Girls Professional Baseball League, Jewish major leaguers and the great Roberto Clemente. Inside the theater area, the Pitching Wall of Great Achievement displays the greats from Satchel Paige to 2017 inductee José Fernández. The Museum also features Rays awards and trophies, as well as a display honoring the history of baseball in the Tampa Bay region.



60 | RIGHT-HANDED PITCHER

Colton Murray



BATS
RIGHT
THROWS
RIGHT
HEIGHT
6'0"
WEIGHT
195



COLTON JAMES MURRAY

MAJOR LEAGUE SERVICE **113 days**
OPENING DAY AGE **27**
BORN **4/22/90** in **Overland Park, KS**

RESIDES **Sun Lakes, AZ**
ACQUIRED **Signed as a free agent, 12/7/17**
SIGNING SCOUT **Paul Scott (Phillies)**

2017 | Split the season between Triple-A Lehigh Valley and Double-A Reading, going 2-2 with a 4.58 ERA (53-IP, 27-ER)...recorded 63 SO for a career-high 10.70 SO/9 IP ratio...pitched to a 2.13 ERA (12.2-IP, 3-ER) over his final 11 apps of the season, all with Lehigh Valley.

2016 | Was with the Phillies from April 30-June 15 and Sep 2 through the end of the season...his first 7 apps in the majors were scoreless...pitched to a 9.64 ERA (18.2-IP, 20-ER) over his last 14 apps spanning two stints, and allowed run(s) in his final 6 apps of the season...recorded a career-high 5 SO in 2.2 IP on Sep 29 at ATL...earned his first career win in the final game of the regular season, Oct 2 vs. NYM...with Lehigh Valley, allowed 6 ER in his second app of the season but pitched to a 1.54 ERA (35-IP, 6-ER) otherwise.

2015 | Selected to the major league roster on Sep 1 and made his major league debut the next night at NYM...allowed a solo homer to Yoenis Céspedes, his second batter faced...split the minor league season with Lehigh Valley and Reading, going 8-3 with a 2.67 ERA (77.2-IP, 23-ER) and career-high-

tying 77 SO in 52 apps...his 8 wins shattered his previous career high (5, 2013).

2014 | Split the season with Class-A Clearwater and Reading, earning a May 9 promotion...recorded a career-low 2.23 ERA (76.2-IP, 19-ER) in 47 apps (2 starts) between the two levels...named to the Eastern League midseason All-Star Team...made 11 apps for the Scottsdale Scorpions in the Arizona Fall league.

2013 | Tied for 1st among Phillies minor leaguers with 11 saves...his 10.18 SO/9 IP ratio ranked 2nd among Florida State League relievers.

2012 | Went 1-4 with a 3.73 ERA (60.1-IP, 25-ER) in 44 apps between Class-A Lakewood and Clearwater, earning a July 3 promotion...his first 10 apps following his promotion were scoreless.

PERSONAL | Selected by the Phillies in the 13th round of the 2011 June Draft out of the University of Kansas...graduated from Olathe East (Kan.) High School and was named the state's Picher of the Year as a junior.

CAREER PITCHING

YEAR	CLUB	W	L	ERA	G	GS	CG	SHO	SV	IP	H	R	ER	HR	HB	BB-I	SO	WP	BK
2011	Williamsport	1	2	3.00	22	0	0	0	0	30.0	28	12	10	1	1	12-0	23	2	0
2012	Lakewood	1	3	4.30	25	0	0	0	4	37.2	45	23	18	3	4	16-0	34	6	1
	Clearwater	0	1	2.78	19	0	0	0	4	22.2	15	11	7	1	1	5-1	28	1	0
2013	Clearwater	5	7	5.02	47	0	0	0	11	66.1	66	38	37	6	2	27-2	75	7	0
2014	Clearwater	2	2	2.04	11	0	0	0	2	17.2	16	4	4	0	0	8-1	17	3	0
	Reading	1	5	2.29	36	2	0	0	6	59.0	39	22	15	5	2	22-0	60	4	0
2015	Lehigh Valley	2	2	2.79	31	0	0	0	2	42.0	24	16	13	2	1	21-0	41	2	0
	Reading	6	1	2.52	21	0	0	0	1	35.2	31	10	10	1	0	10-0	36	0	0
	Philadelphia	0	1	5.87	8	0	0	0	0	7.2	11	5	5	2	0	2-0	9	1	0
2016	Lehigh Valley	2	2	2.95	27	0	0	0	0	36.2	31	14	12	2	2	15-0	36	2	0
	Philadelphia	1	1	6.25	24	0	0	0	0	31.2	34	22	22	6	2	13-1	31	5	0
2017	Lehigh Valley	2	2	5.53	33	0	0	0	0	40.2	49	27	25	6	1	15-0	45	2	1
	Reading	0	0	1.46	8	0	0	0	3	12.1	9	2	2	0	1	1-0	18	1	0
Minor League Totals		22	27	3.44	280	2	0	0	33	400.2	353	179	153	27	15	152-4	413	30	2
Major League Totals		1	2	6.18	32	0	0	0	0	39.1	45	27	27	8	2	15-1	40	6	0



| 38 | LEFT-HANDED PITCHER

Vidal Nuño



BATS
LEFT
THROWS
LEFT
HEIGHT
5'11"
WEIGHT
210



VIDAL VICENTE NUÑO (vee-DAHL NOON-yoh)

MAJOR LEAGUE SERVICE **3 years, 53 days**
OPENING DAY AGE **30**
BORN **7/26/87 in San Diego, CA**

RESIDES **Laveen, AZ**
ACQUIRED **Signed as a free agent, 11/1/17**
SIGNING SCOUT **Steve Abney (Indians)**

2017 | Acquired by the Orioles from the Dodgers for minor league right-handed pitcher Ryan Moseley during spring training...made the Orioles Opening Day roster but pitched to a 6.55 ERA (11-IP, 8-ER) in 8 apps and was optioned to Triple-A Norfolk on April 29...was with the Orioles for two additional stints: May 10-13 and June 16-19...was on the temporarily inactive list from June 25-Aug 17 with oblique, hip and knee injuries...made 3 starts for the Leones del Escogido in the Dominican Winter League.

2016 | Spent the entire season in the majors with the Mariners...made 10 relief apps of at least 2 IP, including 3 relief apps of 3 IP...made a spot start on June 23 at DET when scheduled starter Adrian Sampson was removed from the game before the bottom of the 1st inning with right elbow discomfort...posted a 1.44 ERA (25-IP, 4-ER) in 24 apps through June 15 and a 5.08 ERA (33.2-IP, 19-ER) in 31 apps (1 start) after that...allowed 10 HR out of the bullpen, tied for 9th-most among AL relievers...traded to the Dodgers for catcher Carlos Ruiz following the season.

2015 | Was in the majors with the Diamondbacks and Mariners...combined to go 1-5 with a 3.74 ERA (89-IP, 37-ER) in 35 apps (10 starts)...acquired by the Mariners along with Mark Trumbo via trade on June 3...his win on Sep 9 vs. TEX was his first since June 27, 2014 vs. BOS, going 0-11 with a 3.63 ERA (151.1-IP, 61-ER) in 44 apps (20 starts) in between...made 9 starts at the Triple-A level between the two organizations...was 5-1 with a 1.98 ERA (41-IP, 9-ER) in 7 starts for the Tigres de Aragua in the Venezuelan Winter League.

2014 | Went 2-12 with a 4.56 ERA (161.2-IP, 82-ER) in 31 apps (28 starts) between the Yankees and Diamondbacks...among major league rookies, ranked 4th in starts and innings and 9th in strikeouts (129)...acquired by the Diamondbacks for Brandon McCarthy and cash considerations on July 6...in his Diamondbacks debut on July 8 vs. MIA, did not allow a run in 7 IP, a no-decision in the 2-1 loss...on Aug 30 vs. COL, went a career-high 8 IP and retired his final 20 BF...was 0-7 in 14 starts with the Diamondbacks, the first NL pitcher to finish

a season winless in at least 10 starts since CHC Ángel Guzmán in 2006.

2013 | Made 5 apps (3 starts) with the Yankees, his first career major league action...was in the majors from April 27-May 13 and May 18-30...did not allow a run in 3 IP out of the bullpen in his major league debut on April 29 vs. HOU...recorded the win in his first career start, May 13 (G2) at CLE (5-IP, 3-H, 0-R, 3-BB, 3-SO)...with Triple-A Scranton/Wilkes-Barre, was placed on the disabled list on June 8 with a left groin strain, which ended his season...won the James P. Dawson Award as the Yankees most outstanding rookie in spring training...was 0-1 with a 3.20 ERA (19.2-IP, 7-ER) in 5 apps (4 starts) for the Scottsdale Scorpions in the Arizona Fall League...ranked by *Baseball America* as the No. 30 prospect in the Yankees system following the season.

2012 | Split the season between Class-A Tampa and Double-A Trenton, going 10-6 with a 2.54 ERA (138.1-IP, 39-ER) in 31 apps (21 starts)...led Yankees minor leagues in ERA and strikeouts (126) and tied for 3rd in wins...named to the Yankees Organizational All-Star Team by MLB.com...posted a 2.52 ERA (25-IP, 7-ER) in 22 apps for the Aguilas del Zulia in the Venezuelan Winter League.

2011 | Released by the Indians toward the end of spring training...began the season with the Washington Wild Things in independent ball...signed with the Yankees on June 18 and split the season between Short-A Staten Island and Class-A Charleston, going 7-1 with a 1.38 ERA (65-IP, 10-ER) in 15 apps (7 starts).

2009 | Ranked 2nd among Indians minor leaguers with a 2.39 ERA between the Rookie-level AZL Indians and Short-A Mahoning Valley.

PERSONAL | Selected by the Indians in 48th round of the 2009 June Draft out of Baker University in Baldwin City, Kan. ...named the conference's Pitcher of the Year in 2008...remains the only player ever drafted from Baker University and one of two to appear in the majors, following CHC Zip Zabel from 1913-15.

ORGANIZATION | COACHES & STAFF | 40-MAN ROSTER | **NON-ROSTER INVITES** | Vidal Nuño | RECORDS & HISTORY | OPPONENTS | MINOR LEAGUE OPERATIONS | BROADCAST INFORMATION | TROPICANA FIELD & MISC.



CAREER PITCHING

YEAR	CLUB	W	L	ERA	G	GS	CG	SHO	SV	IP	H	R	ER	HR	HB	BB-I	SO	WP	BK
2009	AZL Indians	0	0	5.14	4	0	0	0	1	7.0	10	4	4	0	3	1-0	11	0	1
	Mahoning Valley	5	0	2.05	13	8	0	0	0	57.0	43	16	13	3	2	14-1	48	1	3
2010	Lake County	6	8	4.96	21	16	0	0	0	94.1	104	54	52	13	7	14-0	94	1	2
2011	Washington (IND)	2	3	2.83	6	6	1	0	0	41.1	35	19	13	2	2	12-0	34	1	1
	Staten Island	5	0	0.72	8	0	0	0	1	25.0	14	3	2	0	0	3-0	29	1	0
	Charleston	2	1	1.80	7	7	0	0	0	40.0	37	9	8	4	0	2-0	37	1	1
2012	Tampa	1	1	2.96	11	1	0	0	0	24.1	22	11	8	2	1	6-0	26	0	0
	Trenton	9	5	2.45	20	20	0	0	0	114.0	109	40	31	10	2	27-0	100	1	1
2013	Scranton/W-B	2	0	1.44	5	5	0	0	0	25.0	14	4	4	2	0	2-0	30	0	0
	New York-AL	1	2	2.25	5	3	0	0	0	20.0	16	5	5	2	1	6-0	9	0	0
2014	New York-AL	2	5	5.42	17	14	0	0	0	78.0	86	52	47	15	2	26-1	60	4	0
	Arizona	0	7	3.76	14	14	0	0	0	83.2	71	37	35	10	4	20-0	69	1	0
2015	Reno	3	3	3.38	8	8	0	0	0	50.2	51	22	19	7	1	8-0	41	1	0
	Arizona	0	1	1.88	3	0	0	0	0	14.1	10	3	3	1	0	5-1	19	0	1
	Seattle	1	4	4.10	32	10	0	0	0	74.2	80	35	34	14	5	17-1	62	3	1
	Tacoma	1	0	6.00	1	1	0	0	0	6.0	7	4	4	1	0	1-0	6	1	0
2016	Seattle	1	1	3.53	55	1	0	0	0	58.2	67	23	23	11	2	11-2	51	0	2
2017	Baltimore	0	1	10.43	12	0	0	0	0	14.2	23	17	17	7	0	10-2	13	0	0
	Norfolk	1	3	4.05	19	0	0	0	0	26.2	24	12	12	1	3	7-0	30	0	0
Minor League Totals		35	21	3.01	117	66	0	0	2	470.0	435	179	157	43	19	85-1	452	7	8
Major League Totals		5	21	4.29	138	42	0	0	0	344.0	353	172	164	60	14	95-7	283	8	4

DID YOU KNOW?

STORMY WEATHER

The Rays have had games affected by three hurricanes. Last Sep 11-13, Major League Baseball moved the three-game series against the Yankees from Tropicana Field to Citi Field in New York due to Hurricane Irma's arrival in Florida. It was the fifth time in baseball history that weather concerns forced the relocation of games to a neutral site—but the second in a span of two weeks. On Aug 29-31, Tropicana Field served as a neutral host for a similar situation, as the Rangers-Astros series was moved from Houston due to the devastation caused by Hurricane Harvey. The Astros won two of three games.

In 2004, the Rays had two games postponed against the Tigers (Sep 4-5) at Tropicana Field due to Hurricane Frances. The two teams played Sep 3, but the Tigers left St. Petersburg that night after the game to avoid the storm. They returned on Sep 30 to play a doubleheader—the first of two ever played at Tropicana Field. The Tigers won the first game, 8-0, and the Rays won the nightcap, 6-4.

The Rays were supposed to fly out after the game on Sep 5 to play a Labor Day doubleheader at the Yankees the next day, but were unable to leave because of Frances. The Rays were unable to fly out of Tampa International Airport until 3 p.m. the following day, Sep 6. The Rays arrived in New York at 5:25 p.m. and played a single game that night, a 7-4 loss which began at 7 p.m. The postponed game was eventually made up in New York on Sep 23.

On Sep 17, 2000, the Rays and the Athletics postponed their game at Tropicana Field when Hurricane Gordon was bearing down. Instead of playing that Sunday afternoon, the Athletics flew to Baltimore. The game was never made up, one of three such games in club history.



| 47 | LEFT-HANDED PITCHER

Dan Runzler

DANIEL JOSEPH RUNZLER (RUHNZ-ler)

MAJOR LEAGUE SERVICE **2 years, 93 days**
OPENING DAY AGE **32**
BORN **3/30/85** in Santa Monica, CA



BATS
LEFT
THROWS
LEFT

HEIGHT
6'4"
WEIGHT
210



RESIDES **Scottsdale, AZ**
ACQUIRED **Signed as a free agent, 2/6/18**
SIGNING SCOUT **Ray Krawczyk (Giants)**

Is 4-2 with a 3.89 ERA (76.1-IP, 33-ER) in 97 apps (1 start) over five seasons in the majors with the Giants (2009-12) and Pirates (2017).

2017 | Was a non-roster invite to Pirates spring training...selected to the major league roster on Sep 10 and made 8 apps with the club...his Pirates debut on Sep 11 at MIL marked his first app in the majors since Sep 30, 2012 at SD, going 1,807 days in between...his first 6 apps with the Pirates were scoreless...was with Triple-A Indianapolis through their exit in the International League playoffs.

2016 | Was a non-roster invite to Twins spring training...made 20 apps for Triple-A Rochester but was released by the organization on June 22...signed with the Sugar Land Skeeters in independent ball...signed to a minor league contract by the Pirates on Nov 2.

2015 | Was a non-roster invite to Diamondbacks spring training...made 39 apps for Triple-A Reno but was released by the organization on July 29...pitched to a 0.52 ERA (17.1-IP, 1-ER) in 19 apps with Sugar Land in independent ball and signed to a minor league contract by the Twins on Nov 4.

2014 | Spent the entire season with Triple-A Fresno for a second consecutive year...released by the Giants on July 30 after nine seasons in the organization...signed to a minor league contract by the Diamondbacks on Dec 16.

2013 | Recorded a 3.54 ERA (20.1-IP, 8-ER) through his first 21 apps with Fresno, but a 7.03 ERA (32-IP, 25-ER) over his last 30 apps from the start of June through the end of the season.

2012 | Did not appear in any Cactus League games after aggravating his lat muscle in a bullpen session during the first week of spring training...started the season on the 15-day DL in extended spring training...was a September call up for the Giants, making 6 scoreless apps...pitched to a 3.38 ERA (8-IP, 3-ER) in 10 apps for the Scottsdale Scorpions in the Arizona Fall League.

2011 | Made the Giants Opening Day roster for a second consecutive year...his win on April 8 vs. STL remains his last win in the majors...made his only career start on Aug 21 at HOU, replacing the

injured Jonathan Sánchez (left ankle sprain)...pitched in the season finale vs. COL and exited with a strained left lat muscle.

2010 | Marked his first full season in the majors, but appeared in the minors on rehab for a dislocated left knee, sustained during his first career at-bat on July 8 at MIL...recorded his first career win on May 4 at MIA...made 3 apps for Scottsdale in the Arizona Fall League.

2009 | Named Minor League Reliever of the Year by MLB.com...ranked 3rd among Giants relievers with 17 saves...began the season with Class-A Augusta and ended it in the majors, and is believed to be the first player to ever appear at each of the Giants four full-season affiliates and advance to the majors in the same season...was selected by the Giants on Sep 2 and made his major league debut on Sep 4 at MIL, retiring his only batter faced (Jody Gerut) with a 3-pitch strikeout...began his career with 10 consecutive scoreless apps before allowing a run in his final app of the season...named to the South Atlantic League midseason All-Star Team...went 5-1 with a 0.76 ERA (59-IP, 5-ER) and 83 SO between four minor league clubs...ranked by *Baseball America* as the No. 5 prospect in the Giants system following the season...the publication also tabbed him as having the Best Fastball and Best Slider in the organization.

2008 | Split the season between Augusta and Short-A Salem-Keizer, pitching to a 3.62 ERA (54.2-IP, 22-ER) in 47 apps.

PERSONAL | Selected by the Giants in the ninth round of the 2007 June Draft out of UC-Riverside...previously selected by the Mariners as a draft-eligible sophomore in the 17th round of the 2006 June Draft, but did not sign...began his high school career at Chaminade (Calif.) HS as a 5'6" first baseman and right fielder, and graduated high school at 6'4"...in fact, he was the only junior on the school's junior varsity team...for his senior year, former major leaguer and two-time All-Star Mark Gubicza took over as the varsity coach and moved him to the mound...he and his wife, Michelle, have two sons, Ryan (5) and Quinn (1).

ORGANIZATION
COACHES & STAFF
40-MAN ROSTER
NON-ROSTER INVITES
RECORDS & HISTORY
OPPONENTS
MINOR LEAGUE OPERATIONS
BROADCAST INFORMATION
TROPICANA FIELD & MISC.

Dan Runzler



CAREER PITCHING

YEAR	CLUB	W	L	ERA	G	GS	CG	SHO	SV	IP	H	R	ER	HR	HB	BB-I	SO	WP	BK
2007	AZL Giants	1	2	3.44	15	0	0	0	4	18.1	15	8	7	1	4	6-0	24	4	0
	Salem-Keizer	0	0	9.00	1	0	0	0	0	1.0	2	1	1	0	0	2-0	1	0	0
2008	Augusta	0	1	5.47	20	0	0	0	0	24.2	25	18	15	2	2	19-1	26	3	0
	Salem-Keizer	0	1	2.10	27	0	0	0	0	30.0	19	8	7	1	1	21-0	43	4	0
2009	Augusta	1	1	0.68	19	0	0	0	11	26.1	8	2	2	0	4	13-0	45	5	0
	San Jose	1	0	0.84	19	0	0	0	5	21.1	8	3	2	1	0	4-0	26	0	0
	Connecticut	3	0	0.96	7	0	0	0	1	9.1	5	1	1	1	1	7-1	11	0	0
	Fresno	0	0	0.00	2	0	0	0	0	2.0	2	0	0	0	0	0-0	1	0	0
	San Francisco	0	0	1.04	11	0	0	0	0	8.2	6	1	1	1	1	5-0	11	0	0
2010	San Francisco	3	0	3.03	41	0	0	0	0	32.2	29	12	11	1	1	20-3	37	2	0
	AZL Giants	0	0	0.00	1	1	0	0	0	2.0	0	0	0	0	0	0-0	4	0	0
	San Jose	0	0	0.00	1	1	0	0	0	1.0	0	0	0	0	0	0-0	2	0	0
	Fresno	0	1	3.86	6	0	0	0	0	7.0	8	4	3	0	0	4-1	5	0	0
2011	San Francisco	1	2	6.26	31	1	0	0	0	27.1	29	21	19	0	0	16-1	25	1	0
	Fresno	2	3	3.98	17	10	0	0	0	52.0	47	32	23	2	3	32-0	59	2	0
2012	San Jose	0	2	6.00	3	2	0	0	0	3.0	3	3	2	1	0	1-0	1	0	0
	Fresno	0	2	6.00	29	0	0	0	1	27.0	36	21	18	2	1	14-0	33	0	0
	San Francisco	0	0	0.00	6	0	0	0	0	3.2	1	0	0	0	1	3-1	5	1	0
2013	Fresno	3	7	5.68	51	0	0	0	1	52.1	58	39	33	5	5	37-5	50	6	0
2014	Fresno	1	5	3.30	39	0	0	0	1	46.1	38	23	17	2	2	36-2	53	3	0
2015	Reno	0	1	5.26	39	0	0	0	0	37.2	48	25	22	2	2	28-5	40	3	0
	Sugar Land (IND)	0	0	0.52	19	0	0	0	2	17.1	12	1	1	0	0	3-0	20	5	0
2016	Rochester	1	2	5.82	20	0	0	0	0	21.2	24	17	14	0	2	16-0	18	8	0
	Sugar Land (IND)	0	1	1.95	33	0	0	0	2	27.2	36	10	6	1	1	10-1	29	7	0
2017	Indianapolis	1	4	3.05	40	0	0	0	7	41.1	43	15	14	3	2	22-3	36	1	0
	Pittsburgh	0	0	4.50	8	0	0	0	0	4.0	7	4	2	2	0	2-0	4	0	0
Minor League Totals		14	32	3.84	356	14	0	0	31	424.1	389	220	181	23	29	262-18	478	39	0
Major League Totals		4	2	3.89	97	1	0	0	0	76.1	72	38	33	4	3	46-5	82	4	0

DID YOU KNOW?

THE ORIGINAL RAYS | OPENING DAY ROSTER, 1998 |

PITCHERS

Wilson Álvarez
 Rolando Arrojo
 Dan Carlson
 Rick Gorecki
 Roberto Hernández
 Albie Lopez
 Jim Mecir
 Tony Saunders
 Dennis Springer
 Ramón Tatis
 Esteban Yan

CATCHERS

Mike DiFelice
 John Flaherty

INFIELDERS

Wade Boggs
 Miguel Cairo
 Aaron Ledesma
 Fred McGriff
 Bobby Smith
 Paul Sorrento
 Kevin Stocker

OUTFIELDERS

Rich Butler
 Mike Kelly
 Dave Martinez
 Quinton McCracken
 Bubba Trammell

MANAGER

Larry Rothschild



| 26 | RIGHT-HANDED PITCHER

Evan Scribner



BATS
RIGHT
THROWS
RIGHT

HEIGHT
6'3"
WEIGHT
190



EVAN LEE SCRIBNER (SKRIB-ner)

MAJOR LEAGUE SERVICE **4 years, 127 days**
OPENING DAY AGE **32**
BORN **7/19/85** in **Washington Depot, CT**
RESIDES **Washington Depot, CT**

ACQUIRED **Signed as a free agent, 2/6/18**
SIGNING SCOUT **Matt Merullo**
(Diamondbacks)

Has spent parts of the last seven seasons in the majors with the Padres (2011), Athletics (2012-15) and Mariners (2016-17)...has only issued 29 BB in 169 IP for a 1.54 BB/9 IP ratio.

2017 | Made the Mariners Opening Day roster and made 8 apps with the club before being placed on the 10-day DL with a right flexor strain at the end of April...transferred to the 60-day DL on May 11...made rehab apps with the AZL Mariners and Triple-A Tacoma before his Sep 5 release.

2016 | Missed the majority of the season with a right lat strain...spent the month of August on a rehab assignment with four Mariners affiliates and was reinstated for his season debut on Sep 1.

2015 | Marked his first full season in the majors...issued 4 BB in 60 IP for the Athletics, leading major league relievers with 0.60 BB/9 IP and 16.0 SO/BB ratios...both marks rank 3rd among Athletics relievers all-time, behind Dennis Eckersley's 0.47 BB/9 IP and 18.33 SO/BB in 1989 and 0.49 BB/9 IP and 18.25 SO/BB in 1990...yielded 14 HR, most among major league relievers and most by an Athletics reliever since Keith Atherton (17) in 1985...did not pitch in September due to a torn right lat muscle...acquired by the Mariners for minor league pitcher Trey Cochran-Gill on Dec 8.

2014 | Made the Athletics Opening Day roster for a second consecutive year...made 13 apps spanning four stints in the majors, but spent the majority of the season with Triple-A Sacramento...tied for 3rd among Athletics minor leaguers and ranked 5th in the Pacific Coast League with 16 saves.

2013 | Made his first career Opening Day roster and totaled five stints with the Athletics.

2012 | Began the season with Sacramento, earning a June 6 selection to the major league roster...recorded his first career save in his second app of the season, June 15 vs. SD, his former team...did not allow a hit or run in 3 IP...recorded his first career win on Sep 25 at TEX, a scoreless 9th as the Athletics won in extra innings...did not allow a run in 2 IP in his only app of the ALDS vs. DET...

his 8 saves at the Triple-A level ranked 5th among Athletics minor leaguers.

2011 | Had three stints in the majors for the Padres, making his major league debut on April 26 vs. ATL (2-IP, 2-H, 0-R, 1-BB, 0-SO)...did not pitch in his third stint, as he was placed on the 60-day DL with a right shoulder strain...claimed off waivers by the Athletics following the season.

2010 | Spent the entire season with Double-A San Antonio for a second consecutive year...led the Texas League with 57 apps and ranked 4th with 16 saves, which was 5th among Padres minor leaguers...ranked by *Baseball America* as having the Best Breaking Pitch in the Texas League in its Best Tools survey.

2009 | Named to the Texas League midseason All-Star Team...ranked 2nd in the Texas League with 58 apps and 3rd with 21 saves, which was 3rd among Padres minor leaguers...pitched to a 1.59 ERA (11.1-IP, 2-ER) in 12 apps with the Peoria Saguaros in the Arizona Fall League.

2008 | Acquired by the Padres from the Diamondbacks on July 17 in exchange for first baseman Tony Clark...named to the Midwest League midseason All-Star Team...also spent time with the California League affiliates of both organizations, and went 4-5 with a 2.00 ERA (67.1-IP, 15-ER) in 48 apps between the three teams.

2007 | Pitched to a 2.85 ERA (47.1-IP, 15-ER) in 23 apps between Rookie-level Missoula and South Bend in his first professional season.

PERSONAL | Selected by the Diamondbacks in the 28th round of the 2007 June Draft out of Central Connecticut State University...left the program as the school's all-time leader with 23 wins and 14 saves...attended Shepaug (Conn.) High School...his brother, Troy, is a minor leaguer currently in the Angels organization.



CAREER PITCHING

YEAR	CLUB	W	L	ERA	G	GS	CG	SHO	SV	IP	H	R	ER	HR	HB	BB-I	SO	WP	BK
2007	Missoula	0	1	2.92	18	0	0	0	2	37.0	35	13	12	1	3	9-0	48	3	0
	South Bend	1	0	2.61	5	0	0	0	0	10.1	7	3	3	1	0	5-0	13	0	0
2008	South Bend	2	3	1.57	23	0	0	0	8	34.1	23	7	6	0	3	8-2	52	1	0
	Visalia	0	1	1.86	5	0	0	0	1	9.2	5	2	2	1	0	2-0	10	1	0
	Lake Elsinore	2	1	2.70	20	0	0	0	1	23.1	14	7	7	3	2	3-0	31	0	0
2009	San Antonio	8	4	3.07	58	0	0	0	21	70.1	60	27	24	4	0	20-3	77	2	0
2010	San Antonio	4	5	2.59	57	0	0	0	16	66.0	51	22	19	6	5	15-1	81	1	0
2011	Tucson	2	3	4.71	28	0	0	0	10	28.2	27	15	15	2	0	12-1	27	1	0
	San Diego	0	0	7.07	10	0	0	0	0	14.0	18	11	11	1	0	4-0	10	0	0
2012	Sacramento	3	0	3.03	26	0	0	0	8	35.2	26	12	12	4	0	10-0	38	1	0
	Oakland	2	0	2.55	30	0	0	0	1	35.1	30	11	10	2	0	12-0	30	1	0
2013	Oakland	0	0	4.39	18	0	0	0	0	26.2	26	13	13	3	0	7-0	19	2	0
	Sacramento	3	1	2.22	31	0	0	0	1	44.2	32	12	11	2	0	9-0	58	1	0
2014	Oakland	1	0	4.63	13	0	0	0	0	11.2	11	6	6	4	1	0-0	11	0	0
	Sacramento	4	1	3.06	40	0	0	0	16	47.0	39	16	16	4	1	9-0	72	0	2
2015	Oakland	2	2	4.35	54	0	0	0	0	60.0	58	31	29	14	2	4-0	64	2	0
2016	Bakersfield	0	0	0.00	1	1	0	0	0	1.0	1	0	0	0	0	0-0	2	0	0
	AZL Mariners	0	1	21.60	2	1	0	0	0	1.2	5	4	4	1	0	0-0	3	0	0
	Jackson	0	0	0.00	1	0	0	0	0	1.0	0	0	0	0	0	1-0	1	0	0
	Tacoma	0	0	3.86	4	0	0	0	0	4.2	5	2	2	1	0	2-0	8	3	0
	Seattle	0	0	0.00	12	0	0	0	0	14.0	5	0	0	0	0	2-1	15	0	0
2017	Seattle	0	2	11.05	8	0	0	0	0	7.1	13	9	9	3	0	0-0	6	0	0
	AZL Mariners	0	0	0.00	1	1	0	0	0	1.0	1	0	0	0	0	0-0	0	0	0
	Tacoma	0	0	0.00	3	0	0	0	0	3.0	0	0	0	0	0	0-0	3	0	0
Minor League Totals		29	21	2.85	323	3	0	0	84	419.1	331	142	133	30	14	105-7	524	14	2
Major League Totals		5	4	4.15	145	0	0	0	1	169.0	161	81	78	27	4	29-1	155	5	0

POSTSEASON PITCHING

YEAR	SERIES	CLUB	W	L	ERA	G	GS	CG	SHO	SV	IP	H	R	ER	HR	HB	BB-I	SO	WP	BK
2012	ALDS	OAK vs. DET	0	0	0.00	1	0	0	0	0	2.0	0	0	0	0	0	0-0	3	0	0

DID YOU KNOW?

RAYS & MLB VISIT CUBA

On March 20-22, 2016, the Rays traveled to Havana, Cuba, after being selected via lottery to be the first Major League Baseball team to visit Cuba since the 1999 Orioles. The voyage coincided with the historic diplomatic visit of President Barack Obama, the first sitting U.S. President to visit Cuba since Calvin Coolidge in 1928. Among the 55,000 in attendance at Estadio Latinoamericano for the March 21 contest were many dignitaries, including President Obama and the First Lady, Cuban President Raúl Castro, Cuban-born stars Luis Tiant and José Cardenal, MLB Commissioner Rob Manfred, Derek Jeter and Joe Torre. The Rays defeated the Cuban National Team, 4-1.

There were 23 Cuban-born players on 2017 Opening Day rosters, the fourth-most of any country behind the U.S., Dominican Republic and Venezuela. The Rays have had 10 Cuban-born players in franchise history, including SS Adeiny Hechavarria.



| 68 | RIGHT-HANDED PITCHER

Forrest Snow



BATS
RIGHT
THROWS
RIGHT

HEIGHT
6'6"
WEIGHT
220



FORREST EVANS SNOW

MAJOR LEAGUE SERVICE **None**
OPENING DAY AGE **29**
BORN **12/30/88** in **Seattle, WA**

RESIDES **Seattle, WA**
ACQUIRED **Signed as a free agent, 1/10/18**
SIGNING SCOUT **Joe Ross (Mariners)**

2017 | Was a non-roster invite to Brewers spring training...split the season, his first in the Brewers organization, between Double-A Biloxi and Triple-A Colorado Springs, going 8-6 with a 3.83 ERA (84.2-IP, 36-ER) in 33 apps (6 starts)...his 104 SO were his most since 2011 (127) and his 11.06 SO/9 IP ratio was a career high.

2016 | Split the season between Double-A Jackson and Triple-A Tacoma...combined to go 3-4 with a 2.83 ERA (54-IP, 17-ER), his lowest since his professional debut in 2010 (0.60)...pitched to a 1.54 ERA (35-IP, 6-ER) in 7 starts for the Aguilas Cibaenas in the Dominican Winter League...signed with the Brewers as a minor league free agent on Dec 12.

2015 | Was a non-roster invite to Mariners spring training...spent the entire season with Tacoma, leading Mariners minor leaguers with 10 wins and ranking 6th with a 4.17 ERA (121-IP, 56-ER)...named to the Pacific Coast League midseason All-Star Team...ranked among league leaders in ERA (7th) and opp avg. (.249, 3rd) but allowed 22 HR, tied for 2nd-most in the league...led the team with 96 SO.

2014 | Made his season debut with Jackson on June 2 after serving a 50-game suspension for violating the Minor League Drug Prevention and Treatment Program...spent most of the season with Tacoma and was a co-winner of the team's community service award...pitched for the Bravos de Margarita in the Venezuelan Winter League.

2011 | Began the season with Class-A Clinton and ended it in Tacoma, with a stint at Class-A High Desert in between...ranked 4th among Mariners minor leaguers with 127 SO...went 5-12 with a 5.09 ERA (143.1-IP, 81-ER) in 28 apps (21 starts) between the three teams...pitched for the Peoria Javelinas in the Arizona Fall League...led the league with a 1.10 ERA (16.1-IP, 2-ER) and ranked 2nd with a 0.80 WHIP.

PERSONAL | Named after his great grandfather, Forrest Hill...selected by the Mariners in the 36th round of the 2010 June Draft out of the University of Washington...previously selected by the Mariners in the 44th round of the 2007 June Draft out of powerhouse Lakeside (Wash.) High School, but did not sign.

CAREER PITCHING

YEAR	CLUB	W	L	ERA	G	GS	CG	SHO	SV	IP	H	R	ER	HR	HB	BB-I	SO	WP	BK
2010	Everett	0	0	0.00	10	0	0	0	3	25.1	8	0	0	0	1	9-1	26	2	0
	Clinton	0	1	1.35	15	0	0	0	6	20.0	9	3	3	1	1	7-1	26	1	0
2011	Clinton	2	7	3.62	13	13	1	0	0	74.2	62	34	30	4	8	19-0	71	5	0
	High Desert	2	3	8.10	6	6	0	0	0	33.1	49	30	30	7	2	13-0	20	4	0
	Tacoma	1	2	5.35	9	2	0	0	0	35.1	34	21	21	4	1	10-1	36	2	0
2012	Tacoma	1	4	8.42	13	11	0	0	0	56.2	69	55	53	8	3	38-0	56	8	1
	Jackson	4	5	4.43	19	9	0	0	0	61.0	61	35	30	2	3	29-1	43	8	0
2013	Jackson	1	5	3.00	23	1	0	0	0	42.0	27	14	14	2	2	11-2	41	7	0
	Tacoma	4	0	2.93	19	1	0	0	0	40.0	34	13	13	5	2	17-0	43	7	0
2014	Jackson	1	1	3.86	4	2	0	0	0	16.1	14	8	7	2	1	4-0	14	1	0
	Tacoma	2	3	4.05	16	10	0	0	0	60.0	57	29	27	8	3	21-0	61	2	0
2015	Tacoma	10	9	4.17	29	20	0	0	1	121.0	118	59	56	22	5	41-0	96	6	0
2016	Jackson	2	3	2.37	24	0	0	0	0	38.0	29	10	10	0	0	9-0	48	3	0
	Tacoma	1	1	3.94	4	3	0	0	0	16.0	14	7	7	3	1	6-0	13	1	0
2017	Biloxi	6	4	3.38	26	2	0	0	0	58.2	56	23	22	4	5	20-1	78	10	0
	Colorado Springs	2	2	4.85	7	4	0	0	0	26.0	24	14	14	5	1	6-0	26	3	0
Minor League Totals		39	50	4.19	237	84	1	0	10	724.1	665	355	337	77	39	260-7	698	70	1



| 29 | INFILDER • OUTFIELDER

Brandon Snyder



BATS
RIGHT
THROWS
RIGHT

HEIGHT
6'2"
WEIGHT
225



BRANDON ROGER SNYDER

MAJOR LEAGUE SERVICE **2 years, 58 days**
OPENING DAY AGE **31**
BORN **11/23/86** in Las Vegas, NV

RESIDES **Gainesville, VA**
ACQUIRED **Signed as a free agent, 12/7/17**
SIGNING SCOUT **Ty Brown (Orioles)**

Has spent parts of five seasons in the major leagues with the Orioles (2010-11), Rangers (2012), Red Sox (2013) and Braves (2016), with the majority of his starts at the corner infield positions...over his 13-year minor league career, has made starts at first base (517), third base (104), catcher (75), left field (57), right field (53), second base (19) and center field (3).

2017 | Was a non-roster invite to Nationals spring training...spent the entire season, his first in the Nationals organization, with Triple-A Syracuse, where he was named to the International League midseason All-Star Team...hit 23 HR, shattering his previous career high (14, 2011) and 2nd among Nationals minor leaguers...also ranked 2nd in the system with 77 RBI, 5th in the IL...ranked 3rd in the IL with a .490 SLG...named to the Nationals Organizational All-Star Team by MLB.com.

2016 | Had two stints with the Braves, his only season in the organization...was on the major league roster from June 2-Aug 6 and Aug 25 through the end of the season...hit 4 HR, including 3 HR as a pinch-hitter, one shy of the major league co-leaders...his first 8 hits of the season went for extra bases, becoming the first Brave in the modern era (since 1900) to start his season that way, according to the Elias Sports Bureau...signed to a minor league contract by the Nationals on Nov 18.

2015 | Signed to a minor league contract by the Orioles on April 27 after one game with independent Southern Maryland...hit 11 HR for Double-A Bowie, including 10 HR over a 54-game span from May 4-July 27...signed to a minor league contract by the Braves following the season.

2014 | Limited to 35 games with Triple-A Pawtucket due to plantar fasciitis in his right foot.

2013 | Released by the Rangers toward the end of spring training and signed to a minor league contract by the Red Sox on March 31...selected to the major league roster on June 25 and remained in the majors for the remainder of the season, with a stint on the 15-day DL for a right elbow injury...at the time of his promotion, led Pawtucket with 16 2B and ranked 2nd with 10 HR and 37 RBI.

2012 | Acquired by the Rangers on Jan 3 from the Orioles for cash considerations...in his only season in the Rangers organization, made his first career Opening Day roster...appeared in 40 games with 15 starts over two stints in the majors...appeared at a team-high six positions and started at five positions, tied for most on the team...on May 2 at TOR, hit his first career homer, in the 2nd inning off Ricky Romero...on May 7 at BAL, became the third rookie in club history with at least 6 RBI in a game, joining Jarrod Saltalamacchia (7) on Aug 22, 2007 at BAL and Bob Brower (6) on June 21, 1987 at OAK...played for the Leones de Ponce in the Puerto Rican League.

2011 | Spent the majority of the season with Triple-A Norfolk, but appeared in 6 games across two stints with the Orioles...tied for 2nd among Orioles minor leaguers with 71 RBI and tied for 4th with 14 HR.

2010 | Made his major league debut as a defensive replacement at first base on Sep 10 at DET...recorded his first career hit and run batted in on Sep 13 vs. TOR, a 2nd-inning single off Marc Rzepczynski.

2009 | Split the season between Bowie and Norfolk, batting .289/.362/.460 (134-for-463) with 12 HR...his 37 2B and 88 RBI remain career highs...tied for 2nd among Orioles minor leaguers in home runs and ranked 2nd in runs batted in...hit .354 (23-for-65) with 3 HR and 18 RBI in 17 games for the Phoenix Desert Dogs in the Arizona Fall League...named to the AFL Rising Stars Game...ranked by *Baseball America* as the No. 6 prospect in the Orioles system following the season, the fifth consecutive year he ranked among the Orioles Top 10 prospects...the publication also tabbed him as the Best Hitter for Average in the organization for a second consecutive year.

2008 | Spent the entire season with Class-A Frederick...ranked 6th among Orioles minor leaguers and 2nd in the Carolina League with a .315 avg. ...finished 5th in the league with a career-high 137 hits...hit .349 (22-for-63) with 4 HR and 10 RBI in 17 games for the Surprise Rafters in the Arizona Fall League.



2007 | Returned from left shoulder surgery to appear in 118 games for Class-A Delmarva...earned All-Star honors for the Honolulu Sharks in the Hawaii Winter League.

2006 | Limited to 72 games between two levels due to a pair of stints on the disabled list...placed on the 7-day DL on Aug 3 with a left shoulder strain and underwent surgery on Aug 29.

2005 | Spent the majority of the season with Short-A Bluefield, with a late-August promotion to Aberdeen...combined to hit .291/.386/.488 (50-for-172) with 8 HR and 41 RBI...ranked by *Baseball*

America as the No. 1 prospect in the Appalachian League following the season.

PERSONAL | Selected by the Orioles in the first round (13th overall) of the 2005 June Draft out of Westfield (Va.) High School...his father, Brian, played 12 professional seasons and made the majors with the Mariners in 1985 and Athletics in 1989...his cousin, Madison Younginer, is a non-roster invite to Giants spring training.

CAREER BATTING

YEAR	CLUB	AVG	G	AB	R	H	2B	3B	HR	RBI	SH	SF	HB	BB-I	SO	SB	CS	GDP	SLG	OBP
2005	Bluefield	.271	44	144	26	39	8	0	8	35	1	6	1	28-2	36	7	2	2	.493	.380
	Aberdeen	.393	8	28	4	11	2	0	0	6	0	1	0	2-0	7	0	0	0	.464	.419
2006	Delmarva	.194	38	144	12	28	12	0	3	20	3	3	0	9-0	55	0	0	3	.340	.237
	Aberdeen	.234	34	124	14	29	8	1	1	11	0	1	1	5-0	43	2	1	2	.339	.267
2007	Delmarva	.283	118	448	63	127	23	3	11	58	1	2	6	44-1	107	0	2	11	.422	.354
2008	Frederick	.315	116	435	70	137	33	2	13	80	1	7	4	29-1	83	3	2	14	.490	.358
2009	Bowie	.343	58	201	24	69	19	1	10	45	0	3	2	27-4	45	0	1	3	.597	.421
	Norfolk	.248	73	262	36	65	18	2	2	43	0	6	5	24-1	64	3	1	5	.355	.316
2010	Norfolk	.257	98	339	36	87	22	1	9	43	0	2	7	28-0	101	4	1	7	.407	.324
	Aberdeen	.231	3	13	2	3	1	0	1	4	0	0	0	0-0	2	0	0	2	.538	.231
	Baltimore	.300	10	20	1	6	2	0	0	3	0	0	0	0-0	3	0	1	0	.400	.300
2011	Norfolk	.261	114	448	55	117	21	1	14	71	0	9	5	32-0	91	1	2	12	.406	.312
	Baltimore	.231	6	13	2	3	1	0	0	1	0	0	1	3-0	4	0	0	0	.308	.412
2012	Texas	.277	40	65	11	18	2	0	3	9	1	0	0	3-0	26	0	0	1	.446	.309
	Round Rock	.253	23	87	12	22	7	0	2	9	1	0	0	4-0	30	0	0	1	.402	.286
2013	Pawtucket	.261	68	249	37	65	16	1	10	37	0	1	7	20-2	69	3	1	7	.454	.332
	Boston	.180	27	50	5	9	3	0	2	7	0	0	2	0-0	16	0	0	0	.360	.212
2014	Pawtucket	.206	35	126	13	26	6	0	8	19	0	1	3	11-0	50	1	0	2	.444	.284
2015	So. Maryland (IND)	.333	1	3	0	1	0	0	0	0	0	0	0	2-0	2	0	0	0	.333	.600
	Bowie	.278	93	334	59	93	26	2	11	52	0	1	4	37-0	105	1	0	5	.467	.356
2016	Gwinnett	.327	43	147	19	48	8	0	3	26	1	3	1	8-0	35	6	0	5	.442	.358
	Atlanta	.239	37	46	8	11	5	1	4	9	0	0	0	1-0	16	0	0	1	.652	.255
2017	Syracuse	.263	121	418	72	110	24	1	23	77	0	5	11	52-4	127	4	4	10	.490	.356
Minor League Totals		.273	1087	3947	554	1076	254	15	129	636	8	51	57	360-15	1050	35	17	91	.443	.338
Major League Totals		.242	120	194	27	47	13	1	9	29	1	0	3	7-0	65	0	1	2	.459	.279



| 85 | INFILDER

Nick Solak



BATS
RIGHT

HEIGHT
5'11"

THROWS
RIGHT

WEIGHT
175



NICHOLAS BLAKE SOLAK (SO-lack)

MAJOR LEAGUE SERVICE **None**
 OPENING DAY AGE **23**
 BORN **1/11/95 in Woodridge, IL**
 RESIDES **Woodridge, IL**

ACQUIRED **From the New York Yankees in a three-team trade, 2/20/18 (see page 274)**
 SIGNING SCOUT **Mike Gibbons (Yankees)**

2017 | Split the season between Class-A Tampa and Double-A Trenton, batting .297/.384/.452 (138-for-465) with 26 2B, 5 3B, 12 HR, 53 RBI and 14 SB...ranked 6th among Yankees minor leaguers in avg....earned an Aug 1 promotion after 100 games with Tampa...led the Florida State League with a .397 OBP and ranked 2nd with a .301 avg. and .460 SLG...on July 29 at Daytona (Reds), went 4-for-5 with 2 HR and a career-high 6 RBI, the first multi-HR game of his career...named to the FSL postseason All-Star Team and the Yankees Organizational All-Star Team by MLB.com...ranked by MLB.com as the No. 5 second base prospect following the season...ranked by *Baseball America* as the No. 14 prospect in the Florida State League...the publication also tabbed him as the Best Hitter for Average in the Yankees organization in its Best Tools survey.

2016 | Led Yankees minor leaguers with a .321 avg. in his first professional season...tied for 2nd in the

New York-Penn League with 77 hits, ranked 3rd with 48 runs and a .412 OBP and ranked 4th in avg. ...hit .363 (58-for-160) over his final 42 games of the season, including .411 (23-for-56) over a 14-game hitting streak from July 28-Aug 13...named to the NYPL midseason All-Star Team and *Baseball America's* Short-Season All-Star Team...ranked by *Baseball America* as the No. 19 prospect in the Yankees system following the season.

PERSONAL | Selected by the Yankees in the second round of the 2016 June Draft out of the University of Louisville, where he was teammates with Grant Kay (2014) and Brendan McKay (2015-16)...was a team captain, second team All-ACC and third team All-American as a junior, batting .376/.470/.564 (62-for-165) with 14 2B, 5 HR and 29 RBI as the Cardinals made a run to the Super Regionals...graduated from Naperville North (Ill.) High School in 2013.

CAREER BATTING

YEAR	CLUB	AVG	G	AB	R	H	2B	3B	HR	RBI	SH	SF	HB	BB-I	SO	SB	CS	GDP	SLG	OBP
2016	Staten Island	.321	64	240	48	77	13	1	3	25	0	1	8	30-0	39	8	0	10	.421	.412
2017	Tampa	.301	100	346	56	104	17	4	10	44	0	3	4	53-1	76	13	4	13	.460	.397
	Trenton	.286	30	119	16	34	9	1	2	9	1	1	1	10-0	24	1	1	2	.429	.344
Minor League Totals		.305	194	705	120	215	39	6	15	78	1	5	13	93-1	139	22	5	25	.441	.393



| 80 | CATCHER

Brett Sullivan



BATS
LEFT
THROWS
RIGHT

HEIGHT
6'1"
WEIGHT
195



BRETT CHARLES SULLIVAN

MAJOR LEAGUE SERVICE **None**
 OPENING DAY AGE **24**
 BORN **2/22/94** in **Stockton, CA**
 RESIDES **Alamo, CA**

ACQUIRED **Selected in the 17th round of the 2015 June Draft**
 SIGNING SCOUT **Alan Hull (Rays)**

2017 | Split the season between Class-A Charlotte and Double-A Montgomery, batting .294/.324/.433 (123-for-418) with 8 HR and 74 RBI...his Aug 2 transfer was the first in-season promotion of his career...tied for 2nd in the Florida State League with 67 RBI, earning FSL midseason and postseason All-Star honors...his 74 RBI between the two levels ranked 2nd among Rays minor leaguers behind Jesús Sánchez (82)...hit .313 (15-for-48) in 14 games with the Surprise Saguaros in the Arizona Fall League...ranked by *Baseball America* as having the Best Strike-Zone Discipline in the FSL in its Best Tools survey.

2016 | Spent the entire season with Class-A Bowling Green...led Rays minor leaguers with 81 RBI...tied for 2nd in the Midwest League in runs batted in and tied for 3rd in runs...named to the

MWL midseason All-Star Team...made 65 starts at catcher, his first career action there.

2015 | Spent his first professional season with Rookie-level Princeton...appeared in 65 games, all starts (64-3B, 1-1B)...led the Appalachian League with 34 XBH, tied for 2nd with 128 total bases and tied for 3rd with 11 HR, 20 2B and 47 runs...hit 11 HR, all coming in his final 46 games, including the first multi-HR game of his career on Aug 28 at Johnson City (Cardinals).

PERSONAL | Selected out of the University of Pacific...as a sophomore, became the first player in program history to hit for the cycle...his brother, Tyler, is one year older and also played for Pacific, and was selected as a senior in the same draft in the 14th round by the White Sox.

CAREER BATTING

YEAR	CLUB	AVG	G	AB	R	H	2B	3B	HR	RBI	SH	SF	HB	BB-I	SO	SB	CS	GDP	SLG	OBP
2015	Princeton	.260	65	265	47	69	20	3	11	31	1	1	4	10-1	35	5	0	4	.483	.296
2016	Bowling Green	.283	118	470	75	133	34	0	13	81	1	6	0	24-2	70	17	4	11	.438	.314
2017	Charlotte	.301	83	326	44	98	19	5	8	67	0	3	2	14-1	29	14	4	4	.463	.330
	Montgomery	.272	24	92	12	25	5	0	0	7	0	0	1	3-0	11	4	0	0	.326	.302
Minor League Totals		.282	290	1153	178	325	78	8	32	186	2	10	7	51-4	145	40	8	19	.447	.314

DID YOU KNOW?

INSTANT REPLAY

The first four years of expanded instant replay have allowed Major League Baseball to get more calls right, especially in key, game-changing situations. The overall timing of instant replay in 2017 was the fastest in the system's four-year history. The average length of review was 1:46 in 2014, 1:51 in 2015, 1:36 in 2016 and 1:28 in 2017. Of that 1:28, only 1:04 was spent on the headset.

Of 1,395 reviews in the 2017 regular season leaguewide, there were 318 "confirmed" (23 pct.), 401 "stands" (29 pct.) and 660 "overturned" (47 pct.).



77 | INFILDER

Andrew Velazquez



BATS
SWITCH
THROWS
RIGHT

HEIGHT
5'8"
WEIGHT
155



ANDREW VELAZQUEZ

MAJOR LEAGUE SERVICE **None**
OPENING DAY AGE **23**
BORN **7/14/94 in Bronx, NY**
RESIDES **Bronx, NY**

ACQUIRED **From the Arizona Diamondbacks in a three-player trade, 11/14/14 (see page 273)**
SIGNING SCOUT **Todd Donovan (Diamondbacks)**

2017 | Spent the entire season with Double-A Montgomery, appearing in 108 games with 101 starts (81-SS, 14-CF, 6-2B)...marked his first career action in the outfield...tied his career high with 9 HR, and his 17 2B were one shy of matching his career high...hit .193 (22-for-114) in his first 38 games through May 25, and .254 (66-for-260) in 69 games after that...named the Southern League Player of the Week for May 29-June 4, batting .565 (13-for-23) with 3 2B, 1 3B, 3 HR and 10 RBI in 6 games, including 5 multi-hit efforts.

2016 | Limited to 75 games with Class-A Charlotte...made his season debut on May 16 after missing over a month with a left hamstring injury...hit .254 (33-for-130) with 14 SB in 33 games for the Criollos de Caguas in the Puerto Rican Winter League.

2015 | Assigned to Charlotte for his first season in the Rays organization...appeared in 47 games, plus 4 games with the GCL Rays rehabbing from a two-month absence with right wrist tendinitis...also had a pair of stints on the disabled list due to his left shoulder.

2014 | Led the Midwest League with 50 SB, which ranked 7th among all minor leaguers...ranked among MWL leaders in runs (94, 1st), hits (158, 2nd), triples (15, 1st), total bases (233, 2nd) and avg. (.290, 8th)...reached base safely in 74 consecutive games from April 22-July 16, breaking the minor league

record (71) shared by Kevin Youkilis and Kevin Millar, according to MLB.com...named to the MWL midseason and postseason All-Star teams and was the league's Prospect of the Year...named to the Diamondbacks Organizational All-Star Team by MLB.com and the Low Class-A All-Star Team by *Baseball America*...acquired by the Rays along with outfielder Justin Williams from the Diamondbacks on Nov 14 in exchange for righthander Jeremy Hellickson...played 23 games for the the Indios de Mayaguez in the Puerto Rican Winter League...ranked by *Baseball America* as the No. 10 prospect in the Rays system following the season...the publication also tabbed him as the Most Exciting Player and Best Defensive Shortstop in the MWL in its Best Tools survey.

2013 | Assigned to Class-A South Bend in early-June out of extended spring training...hit .315 (29-for-92) over his final 28 games there.

2012 | Recorded 22 SB in 25 attempts between the Rookie-level AZL Diamondbacks and Missoula...ranked 5th in the Arizona League with 20 SB.

PERSONAL | Selected by the Diamondbacks in the seventh round of the 2012 June Draft out of Fordham (N.Y.) Prep School...committed to Virginia Tech before signing with the Diamondbacks.

CAREER BATTING

YEAR	CLUB	AVG	G	AB	R	H	2B	3B	HR	RBI	SH	SF	HB	BB-I	SO	SB	CS	GDP	SLG	OBP
2012	AZL D-backs	.319	29	116	33	37	8	5	1	20	1	3	1	18-0	35	20	3	3	.500	.406
	Missoula	.220	14	50	9	11	0	2	0	4	0	1	0	5-0	12	2	0	0	.300	.286
2013	South Bend	.260	65	235	23	61	10	4	0	16	0	1	0	21-0	59	7	2	1	.336	.319
2014	South Bend	.290	134	544	94	158	18	15	9	56	4	5	7	62-0	136	50	15	4	.428	.367
2015	Charlotte	.290	47	186	29	54	9	2	0	10	2	0	0	15-0	53	5	8	2	.360	.343
	GCL Rays	.231	4	13	2	3	0	0	0	2	0	0	0	2-0	6	0	0	0	.231	.333
2016	Charlotte	.262	75	286	31	75	6	2	1	14	3	2	1	21-0	71	11	6	4	.308	.313
2017	Montgomery	.235	108	374	49	88	17	4	9	37	6	0	3	30-0	112	18	9	6	.374	.297
Minor League Totals		.270	476	1804	270	487	68	34	20	159	16	12	12	174-0	484	113	43	20	.379	.336



| 49 | LEFT-HANDED PITCHER

Jonny Venters

JONATHAN WILLIAM VENTERS

MAJOR LEAGUE SERVICE **5 years**
OPENING DAY AGE **33**
BORN **3/20/85 in Pikeville, KY**
RESIDES **Suwanee, GA**



BATS
LEFT
THROWS
LEFT
HEIGHT
6'3"
WEIGHT
200



ACQUIRED **Signed as a free agent, 3/11/15**
SIGNING SCOUT **Alex Morales and George Martin (Braves)**

Spent parts of three seasons with the Atlanta Braves, going 15-10 with a 2.23 ERA (229.2-IP, 57-ER) and averaging 10.1 SO/9 IP.

INJURY STATUS | Has not pitched in a game at the major league level since the 2012 NL Wild Card Game...missed three consecutive seasons (2013-15) rehabbing from Tommy John surgery...returned from a third Tommy John surgery to pitch for Charlotte in 2016...surgeries were performed by Dr. James Andrews in 2005 and 2013 and Dr. Neal ElAttrache in 2014...the third tear was discovered near the 15-month mark in his rehab from the second surgery...according to ESPN Stats & Info, others to undergo three Tommy John surgeries include Jason Isringhausen, Josh Johnson and José Rijo.

2017 | Made his season debut in late-June and went on to pitch at four levels, reaching Triple-A Durham to end the season...made 3 apps in the International League postseason, helping the Bulls win the Governors' Cup...combined for a 2.28 ERA (23.2-IP, 6-ER) and 29 SO in 24 apps (2 starts).

2016 | Made 5 apps for Class-A Charlotte...had a fourth surgery on his elbow to re-attach a ligament, performed by Dr. Neal ElAttrache.

2014 | Released by Atlanta in November.

2012 | Was one of four lefties to make at least 65 apps in three straight seasons (2010-12), along with Sean Burnett, Javier López and Sean Marshall...during that span, his 230 apps tied with Matt Belisle for 2nd in the majors...also ranked among major league relief leaders in that span in strikeouts (258, 4th), wins (15, tied for 4th) and ERA (2.23, 8th)...pitched to a 7.04 ERA over 20 apps from May 1-June 12, but had been unscored upon in 9 apps before that and recorded a 2.34 ERA (34.2-IP, 9-ER) in his final 37 apps...was on the disabled list from July 5-21 with a left elbow impingement.

2011 | Led the majors with 85 apps, 6 more than any other pitcher...his 35 holds ranked 2nd in the majors behind WAS Tyler Clippard (38)...min. 50 IP, ranked among NL relievers in ERA (1.84, 5th) and opp avg. (1.76, 7th)...according to the Elias Sports Bureau, became the first reliever with three sepa-

rate scoreless streaks of at least 15 IP since 2003...threw 4 pitches in the All-Star Game, retiring 2 BF—a first-pitch groundout from BAL Matt Wieters and 3-pitch strikeout of BOS Jacoby Ellsbury.

2010 | Min. 50 IP, led major league rookie relievers with 79 apps, 24 holds, 83 IP, 93 SO and a 1.95 ERA...his 93 SO remain the 2nd-most ever by a left-handed rookie reliever, behind MTL Dan McGinn (107) in 1969...recalled on April 17 from Triple-A Gwinnett and made his major league debut that night vs. COL, tossing 3 IP of scoreless relief...his first career save was June 3 at LAD and first win was June 8 at ARI...named to the *Baseball America* All-Rookie Team...pitched in all 4 games of the NLDS and did not allow a run in 5.1 IP.

2009 | Began the season with Double-A Mississippi and was named to the Southern League midseason All-Star Team...transferred to Gwinnett on June 10...led Braves minor leaguers with 156.2 IP and tied for 6th with 8 wins.

2008 | Started the season on the disabled list with left elbow tendinitis...began a rehab assignment in mid-July, and split the rest of the season between Class-A Myrtle Beach and Mississippi...went 2-3 with a 2.90 ERA (31-IP, 10-ER) in 8 apps (7 starts) for the Honolulu Sharks in the Hawaii Winter League.

2007 | Returned from Tommy John surgery on April 23 and made 17 apps (12 starts) for Myrtle Beach...pitched in relief in 5 of his first 6 games back, then started his last 11 games.

PERSONAL | Graduated from Lake Brantley High School in Altamonte Springs, Fla. ...attended Indian River (Fla.) Community College...selected by the Braves in the 30th round of the 2003 June Draft...he and his wife, Viviana, have two sons, Wyatt (6) and Walker (4), and a newborn daughter, Evie.

ORGANIZATION | COACHES & STAFF | 40-MAN ROSTER | **NON-ROSTER INVITES** Jonny Venters | RECORDS & HISTORY | OPPONENTS | MINOR LEAGUE OPERATIONS | BROADCAST INFORMATION | TROPICANA FIELD & MISC.



CAREER PITCHING

YEAR	CLUB	W	L	ERA	G	GS	CG	SHO	SV	IP	H	R	ER	HR	HB	BB-I	SO	WP	BK	
2004	GCL Braves	1	6	5.74	11	8	0	0	0	42.1	53	31	27	3	7	12-0	54	4	0	
2005	Rome	8	6	3.93	23	12	0	0	3	103.0	100	51	45	4	8	52-1	66	12	0	
2006		Injured-Did Not Pitch																		
2007	Myrtle Beach	3	3	3.39	17	12	0	0	1	79.2	60	39	30	4	5	38-0	64	10	0	
2008	GCL Braves	0	0	4.70	4	4	0	0	0	7.2	10	6	4	1	1	2-0	10	0	0	
	Myrtle Beach	1	2	4.08	5	3	0	0	1	17.2	21	12	8	0	1	7-0	7	2	0	
	Mississippi	1	0	1.00	3	2	0	0	0	9.0	10	2	1	0	0	5-0	7	0	0	
2009	Mississippi	4	4	2.76	12	12	1	0	0	65.1	60	24	20	2	3	35-0	40	3	0	
	Gwinnett	4	7	5.62	17	17	0	0	0	91.1	103	64	57	7	3	42-2	58	8	0	
2010	Gwinnett	1	0	1.35	2	1	0	0	0	6.2	4	1	1	0	0	1-0	6	0	0	
	Atlanta	4	4	1.95	79	0	0	0	1	83.0	61	30	18	1	8	39-2	93	4	0	
2011	Atlanta	6	2	1.84	85	0	0	0	5	88.0	53	19	18	2	5	43-7	96	4	0	
2012	Atlanta	5	4	3.22	66	0	0	0	0	58.2	61	23	21	6	5	28-3	69	9	0	
	Gwinnett	0	0	0.00	1	1	0	0	0	1.0	0	0	0	0	0	0-0	0	0	0	
2013	Atlanta	Injured-Did Not Pitch																		
2014	Atlanta	Injured-Did Not Pitch																		
2015		Injured-Did Not Pitch																		
2016	Charlotte	0	1	9.00	5	1	0	0	0	4.0	7	4	4	1	0	2-0	3	0	0	
2017	GCL Rays	0	0	0.00	5	2	0	0	0	5.0	4	0	0	0	0	1-0	6	0	0	
	Charlotte	0	0	1.80	10	0	0	0	0	10.0	5	2	2	0	1	5-0	11	1	0	
	Montgomery	0	0	4.70	8	0	0	0	0	7.2	5	4	4	0	0	4-0	10	4	0	
	Durham	0	0	0.00	1	0	0	0	0	1.0	1	0	0	0	0	1-0	2	0	0	
Minor League Totals		15	10	2.23	230	0	0	0	6	229.2	175	72	57	9	18	110-12	258	17	0	
Major League Totals		23	29	4.05	124	75	1	0	5	451.1	443	240	203	22	29	207-3	344	44	0	

ALL-STAR PITCHING

YEAR	CLUB	W	L	ERA	G	GS	CG	SHO	SV	IP	H	R	ER	HR	HB	BB-I	SO	WP	BK
2011	NL, Arizona	0	0	0.00	1	0	0	0	0	0.2	0	0	0	0	0	0-0	1	0	0

POSTSEASON PITCHING

YEAR	SERIES	CLUB	W	L	ERA	G	GS	CG	SHO	SV	IP	H	R	ER	HR	HB	BB-I	SO	WP	BK
2010	NLDS	ATL vs. SF	0	0	0.00	4	0	0	0	0	5.1	7	0	0	0	0	0-0	8	0	0
2012	NLWC	ATL vs. STL	0	0	0.00	1	0	0	0	0	0.2	1	0	0	0	0	0-0	0	0	0
Postseason Totals			0	0	0.00	5	0	0	0	0	6.0	8	0	0	0	0	0-0	8	0	0

DID YOU KNOW?

INTERLEAGUE PLAY

Baseball begins its 22nd season of interleague play in 2018. Since it began in 1997, the AL leads the all-time series, 2,890-2,574 (.529). In 2017, the AL won the interleague season series, 160-140, their 14th straight win. Overall, the AL has won 17 of the 21 season series.

The Rays went 11-9 in 2017. They are 184-184 (.500) all-time, but are 110-80 (.579) since 2008, tied for the 4th-best mark in the majors during that span. The Rays are 88-96 (.478) all-time in NL parks, but 54-41 (.568) since 2008.



| 69 | RIGHT-HANDED PITCHER

Ryan Weber

JAMES RYAN WEBER

MAJOR LEAGUE SERVICE **1 year, 47 days**
OPENING DAY AGE **27**
BORN **8/12/90 in St. Petersburg, FL**



BATS
RIGHT
THROWS
RIGHT

HEIGHT
6'1"
WEIGHT
180



RESIDES **St. Petersburg, FL**
ACQUIRED **Signed as a free agent, 1/26/18**
SIGNING SCOUT **Buddy Hernandez (Braves)**

Is attempting to join righthander Doug Waechter (2003-06) and first baseman Casey Kotchman (2011) as the only players born in St. Petersburg to play for the Rays...has spent parts of the last three seasons in the majors with the Braves (2015-16) and Mariners (2017).

2017 | Began his only season in the Mariners organization with Triple-A Tacoma...started the season on a scoreless streak of 15.2 IP...named Pacific Coast League Pitcher of the Week for May 8-14...led the league with a 0.85 ERA (31.2-IP, 3-ER) and 0.76 WHIP and ranked 3rd with a .180 opp avg. at the time of his May 13 selection to the active roster...started for the Mariners that day at TOR but was replaced after 3.2 IP with right shoulder tightness...placed on the 15-day DL the next day and transferred to the 60-day DL on June 2...returned from a rehab assignment, reinstated from the disabled list and outrighted to Tacoma on Sep 11...his only rehab app was a start of 1 IP for the AZL Mariners in the Arizona League Quarterfinals.

2016 | Made 16 apps (2 starts) across five stints with the Braves: April 18-25, May 31-June 1, June 13, July 29-Aug 1 and Aug 13 through the end of the season...recorded his first career win in his season debut, April 19 vs. LAD, yielding 1 ER in 3.2 IP out of the bullpen...claimed off waivers by the Mariners on Nov 2...designated for assignment and outrighted off the 40-man roster later in the offseason but remained in the organization.

2015 | Made 5 starts for the Braves in September...took the loss in his major league debut on Sep 8 at PHI (6-IP, 4-H, 2-R/ER, 1-BB, 2-SO)...in his final start of the season, recorded a career-high 10 SO in 7 IP, joining Mike Minor in 2010 as the only Braves to reach double-digit strikeouts in one of the first 5 apps of their career...combined to go 6-5 with a 2.35 ERA (99.2-IP, 26-ER) in 38 apps (9 starts) between Double-A Mississippi and Triple-A Gwinnett.

2014 | Made 32 apps (13 starts) for Mississippi...as a reliever, was 2-0 with a 2.11 ERA (42.2-IP, 10-ER)...last pitched on Aug 15, then missed the remainder of the season with a right elbow strain.

2013 | Missed time due to a pair of stints on the disabled list...led Class-A Lynchburg with a 5.40 SO/BB ratio.

2012 | Went 7-9 with a 4.91 ERA (117.1-IP, 64-ER) in 35 apps (16 starts) between Class-A Rome and Lynchburg...his 94 SO remain a career high.

2011 | Limited to 15 apps (6 starts) with right elbow injuries...was on the disabled list twice, including July 23 through the end of the season.

PERSONAL | Selected by the Braves in the 22nd round of the 2009 June Draft out of St. Petersburg College...previously selected by the Phillies in the 12th round of the 2008 June Draft out of Clearwater Central Catholic High School, but did not sign...originally committed to the University of Florida and drew interest from Clemson University and Louisiana State University...pitched for both the youth and junior national teams for USA Baseball.

ORGANIZATION

COACHES & STAFF

40-MAN ROSTER

NON-ROSTER INVITES
Ryan Weber

RECORDS & HISTORY

OPPONENTS

MINOR LEAGUE OPERATIONS

BROADCAST INFORMATION

TROPICANA FIELD & MISC.



CAREER PITCHING

YEAR	CLUB	W	L	ERA	G	GS	CG	SHO	SV	IP	H	R	ER	HR	HB	BB-I	SO	WP	BK
2009	GCL Braves	0	0	1.74	7	0	0	0	2	10.1	8	2	2	0	0	0-0	13	0	0
2010	Rome	2	5	5.13	18	6	0	0	0	59.2	74	45	34	5	2	14-0	39	2	0
	Danville	3	2	2.81	8	6	0	0	0	41.2	32	14	13	4	3	3-0	36	1	0
2011	Rome	2	0	2.68	13	6	0	0	2	43.2	36	15	13	2	4	8-0	32	1	2
	Lynchburg	0	0	3.00	2	0	0	0	0	6.0	6	2	2	0	0	3-0	3	0	0
2012	Rome	5	5	5.88	16	11	0	0	0	72.0	86	52	47	4	4	16-0	54	0	0
	Lynchburg	2	4	3.38	19	5	0	0	2	45.1	50	20	17	1	3	7-2	40	1	0
2013	Lynchburg	6	5	3.84	22	15	1	0	0	93.2	90	50	40	6	11	15-2	81	0	0
	GCL Braves	0	1	12.00	2	1	0	0	0	3.0	5	4	4	1	0	0-0	2	1	0
2014	Mississippi	5	6	4.53	32	13	0	0	0	101.1	129	59	51	7	1	16-0	62	1	2
2015	Mississippi	0	2	2.73	11	3	0	0	1	26.1	23	8	8	1	0	1-0	24	0	0
	Gwinnett	6	3	2.21	27	6	0	0	3	73.1	60	18	18	7	3	9-0	35	2	0
	Atlanta	0	3	4.76	5	5	0	0	0	28.1	25	15	15	3	2	6-0	19	0	0
2016	Gwinnett	2	3	2.76	26	5	0	0	1	62.0	65	21	19	1	4	14-2	41	4	0
	Atlanta	1	1	5.45	16	2	0	0	0	36.1	46	22	22	7	2	5-2	23	1	0
2017	Tacoma	2	0	0.85	6	5	0	0	0	31.2	20	3	3	1	1	4-0	19	0	0
	Seattle	0	0	2.45	1	1	0	0	0	3.2	3	1	1	0	0	0-0	0	0	0
Minor League Totals		35	36	3.64	209	82	1	0	11	670.0	684	313	271	40	36	110-6	481	13	4
Major League Totals		1	4	5.00	22	8	0	0	0	68.1	74	38	38	10	4	11-2	42	1	0

DID YOU KNOW?

NON-ROSTER INVITES ON OPENING DAY ROSTER

1998

Rolando Arrojo, RHP

2000

Dave Eiland, RHP
Herbert Perry, INF

2001

Ken Hill, RHP

2003

Rocco Baldelli, OF
Jim Parque, LHP
Steve Parris, RHP

2005

Chris Singleton, OF
Hideo Nomo, RHP

2006

Jason Childers, RHP
Ruddy Lugo, RHP
Luis Ordaz, INF

2007

Gary Glover, RHP
Carlos Peña, 1B
Al Reyes, RHP

2008

Eric Hinske, INF/OF

2011

Juan Cruz, RHP

2013

Shelley Duncan, 1B/OF
Jamey Wright, RHP

2015

Bobby Wilson, C

2016

Dana Eveland, LHP

2017

Peter Bourjos, OF
Tommy Hunter, RHP
Jesús Sucre, C
Rickie Weeks Jr., INF

NOTE: 1999, 2002, 2004, 2009, 2010, 2012 AND 2014 DID NOT INCLUDE ANY NON-ROSTER INVITES ON OPENING DAY ROSTER



| 73 | INFIELDER

Kean Wong



BATS
LEFT
THROWS
RIGHT

HEIGHT
5'11"
WEIGHT
190



KEAN KEANU WONG

MAJOR LEAGUE SERVICE **None**
 OPENING DAY AGE **22**
 BORN **4/17/95** in Hilo, HI
 RESIDES **Hilo, HI**

ACQUIRED **Selected in the fourth round of the 2013 June Draft**
 SIGNING SCOUT **Robbie Moen (Rays)**

2017 | Spent the entire season with Triple-A Durham aside from a two-week stay with Double-A Montgomery in May...combined to hit .261/.322/.348 (110-for-422) with 22 2B, 5 HR and 48 RBI...made a pitching app with Durham in a 13-9, 11-inning loss on May 10 vs. Columbus (Indians)...helped the Bulls win the Governors' Cup and was named Most Valuable Player of the Triple-A National Championship Game win over Memphis (Cardinals), hitting a go-ahead grand slam in the 4th inning.

2016 | Spent the entire season with Montgomery and was named to the Southern League midseason All-Star Team...finished 10th in the league with a .276 avg....hit .313 (25-for-80) in 22 games for the Peoria Javelinas in the Arizona Fall League.

2015 | With Class-A Charlotte, hit .305/.341/.367 (78-for-256) in his final 67 games, compared to .217/.280/.268 (30-for-138) before that...hit .349 (37-for-106) vs. LHP.

2014 | Named Most Valuable Player for Class-A Bowling Green by the Rays Baseball Operations department...named to the Midwest League midseason and postseason All-Star teams...led

the Hot Rods with 129 hits and a .306 avg., which ranked 2nd in the MWL and 3rd among Rays minor leaguers...ranked by *Baseball America* as the Best Batting Prospect and Best Defensive Second Baseman in the MWL in its Best Tools survey.

2013 | Named Most Valuable Player for the GCL Rays by the Rays Baseball Operations department...his .328 avg. ranked 4th in the Gulf Coast League and 1st among Rays minor leaguers.

PERSONAL | Selected out of Waiiaka (Hawaii) High School...as a junior, was named the state's Player of the Year and led Waiiaka to the state title...originally committed to the University of Hawaii before signing with the Rays...his older brother, Kolten, was selected by the Cardinals in the first round (22nd overall) of the 2011 June Draft and played for the Cardinals in the 2013 World Series...Kean was fishing on Jan 13 when he got the false alert of an inbound missile to Hawaii...according to the *St. Louis Post-Dispatch*, he described a beach scene that included "other fisherman tossing their poles into the water and skedaddling for shelter that wasn't readily available"...it took another 38 minutes for another notification that the alert had been sent by mistake.

CAREER BATTING

YEAR	CLUB	AVG	G	AB	R	H	2B	3B	HR	RBI	SH	SF	HB	BB-I	SO	SB	CS	GDP	SLG	OBP
2013	GCL Rays	.328	46	177	27	58	7	2	0	22	3	0	3	11-0	22	7	1	3	.390	.377
2014	Bowling Green	.306	106	422	56	129	15	3	2	24	2	2	1	27-0	73	13	7	5	.370	.347
2015	Charlotte	.274	103	394	46	108	14	3	1	36	9	6	0	29-0	65	15	6	12	.332	.319
2016	Montgomery	.276	117	446	52	123	22	2	5	56	10	3	2	31-1	72	10	10	9	.368	.324
2017	Durham	.265	105	377	44	100	21	0	5	44	2	2	2	34-0	78	14	9	6	.361	.328
	Montgomery	.222	12	45	5	10	1	0	0	4	1	0	0	3-0	9	3	0	0	.244	.271
Minor League Totals		.284	489	1861	230	528	80	10	13	186	27	13	8	135-1	319	62	33	35	.358	.333

ORGANIZATION | COACHES & STAFF | 40-MAN ROSTER | **NON-ROSTER INVITES** | Kean Wong | RECORDS & HISTORY | OPPONENTS | MINOR LEAGUE OPERATIONS | BROADCAST INFORMATION | TROPICANA FIELD & MISC.





Records & History

Devoted teammates from 2008-12, starting pitchers James Shields and David Price made a formidable pair atop the Rays rotation—and their pitching spurred the Rays to new heights. Several years later, they still rank first and second, respectively, in franchise history in games started, wins, innings pitched, strikeouts and complete games.

SKIP MILOS / TAMPA BAY RAYS

Team Records

GENERAL

Most Wins, Season

97 2008

Most Losses, Season

106 2002

Most Home Wins, Season

57 2008

Most Home Losses, Season

51 2002

Most Road Wins, Season

47 2010

Most Road Losses, Season

61 2006

Most Wins, Before All-Star Break

55 2008, 2013

Most Wins, After All-Star Break

45 2012

Most Series Victories

34 2008

Most Series Sweeps

12 2013

Most Home Series Sweeps

8 2008

Most Road Series Sweeps

6 2013

Most Days in First Place

113 2008

Most Days Over .500

180 2010

Most Games Over .500

34 (96-62) 9/24/08

Most Walk-Off Wins

13 2011, 2013

Most Wins, Month

21 July 2013

Aug 2008

20 June 2004

Longest Win Streak

12 6/9/04 thru 6/22/04

9 7/12/14 thru 7/26/14

8 7/4/13 thru 7/11/13

9/19/12 thru 9/27/12

9/24/11 thru 4/8/12

Longest Home Win Streak

11 4/22/08 thru 5/13/08

10 4/21/12 thru 5/4/12

9 6/29/13 thru 7/11/13

6/24/09 thru 7/10/09

Longest Road Win Streak

8 7/4/14 thru 7/23/14

4/23/11 thru 5/8/11

9/27/09 thru 4/19/10

7 6/15/04 thru 6/22/04

Longest Loss Streak

15 4/25/02 thru 5/10/02

12 8/27/04 thru 9/10/04

11 6/16/16 thru 6/26/16

9/3/09 thru 9/13/09

6/25/07 thru 7/5/07

6/30/98 thru 7/13/98

10 5/26/14 thru 6/5/14

6/28/05 thru 7/8/05

9/9/00 thru 9/20/00

Longest Home Loss Streak

11 5/22/99 thru 6/24/99

9 4/25/02 thru 5/10/02

8 9/1/00 thru 9/20/00

6/30/98 thru 7/13/98

4/14/98 thru 5/9/98

Longest Road Loss Streak

13 6/13/02 thru 7/20/02

12 7/30/06 thru 8/30/06

11 6/20/16 thru 7/18/16

10 5/17/14 thru 6/3/14

7/1/06 thru 7/28/06

Largest Margin of Victory

15 4/19/14 vs. NYY (16-1)

9/5/07 vs. BAL (17-2)

14 8/16/16 vs. SD (15-1)

13 5/22/09 at FLA (15-2)

4/30/09 vs. BOS (13-0)

7/29/06 at NYY (19-6)

9/19/99 at TEX (15-2)

Largest Margin of Defeat

18 7/23/02 at BOS, G1 (22-4)

Largest Deficit

Overcome in Victory

8 8/18/12 at LAA

(trailed 8-0, won 10-8)

7/25/09 at TOR

(trailed 9-1, won 10-9)

7 9/28/11 vs. NYY

(trailed 7-0, won 8-7)

5/15/09 vs. CLE

(trailed 7-0, won 8-7)

6 9/24/08 at BAL

(trailed 6-0, won 11-6)

4/7/06 at TOR

(trailed 6-0, won 9-7)

4/8/03 vs. BAL

(trailed 6-0, won 8-7)

8/22/01 vs. BAL

(trailed 7-1, won 11-10)

4/13/98 vs. MIN

(trailed 6-0, won 13-12)

Largest Deficit Overcome in Victory, 9th Inning

4 7/23/02 at BOS, G2

(trailed 4-0, won 5-4)

Largest Blown Lead in Defeat

10 5/25/09 at CLE

(led 10-0, lost 11-10)

8 6/21/05 at NYY

(led 10-2, lost 20-11)

5/7/99 at CLE

(led 10-2, lost 20-11)

Largest Blown Lead in Defeat, Home Game

7 5/16/13 vs. TOR

(led 7-0, lost 8-7)

6 4/16/07 vs. BAL

(led 6-0 & 7-1, lost 9-7)

Largest Blown Lead in Defeat, 9th Inning

5 6/30/16 vs. DET

(led 7-2, lost 10-8)

6/5/07 at TOR

(led 11-6, lost 12-11)



GENERAL

Largest Shutout Win

13-0	4/30/09 vs. BOS
12-0	8/28/17 at KC
	8/3/16 vs. KC
	7/1/13 at HOU
	8/28/11 at TOR
	4/21/10 at CWS

Largest Shutout Defeat

0-14	7/1/04 vs. TOR
0-13	4/7/13 vs. CLE
	5/16/02 at NYY

Most Wins vs. One Club, Season

15	2008 vs. BAL
14	2012 vs. TOR
	2009 vs. TOR
13	2013 vs. BAL

Most Losses vs. One Club, Season

16	2002 vs. BOS
----	--------------

Most Innings, Game

18	9/20/13 vs. BAL (won 5-4)
16	7/17/11 vs. BOS (lost 1-0)
	4/1/03 vs. BOS (lost 9-8)

Most Innings, Road Game

15	5/28/17 at MIN (won 8-6)
	7/30/12 at OAK (lost 4-3)
14	9/13/12 at BAL (lost 3-2)
	9/10/08 at BOS (won 4-2)
	6/14/02 at FLA (won 4-3)

Most Players Used, Season

53	2017
----	------

Most Pitchers Used, Season

30	2017
----	------

Most Players Used, Game

28	9/15/17 vs. BOS (15 inn.)
	9/20/13 vs. BAL (18 inn.)
26	9/13/12 at BAL (14 inn.)
	9/28/11 vs. NYY (12 inn.)
25	9/13/15 vs. BOS (13 inn.)
23	9/8/15 at DET (13 inn.)
	9/18/13 vs. TEX (12 inn.)
22	9/20/15 vs. BAL
	9/22/12 vs. TOR
	10/3/10 at KC (12 inn.)
	9/28/08 at DET (11 inn.)

Most Players Used, Game, Both Teams

53	9/28/11 vs. NYY (12 inn.)
52	9/15/17 vs. BOS (15 inn.)
49	9/20/13 vs. BAL (18 inn.)
45	9/8/15 at DET (13 inn.)
	9/13/12 at BAL (14 inn.)
42	9/18/13 vs. TEX (12 inn.)
	6/19/10 at FLA (11 inn.)
41	9/13/15 vs. BOS (13 inn.)
	9/10/08 at BOS (14 inn.)
	9/15/00 vs. OAK
40	5/28/17 at MIN (15 inn.)
	9/7/10 at BOS
	10/4/09 vs. NYY

Most Rookies Used, Season

18	2015
----	------

Most All-Stars, Season

5	2009
---	------

Most Interleague Wins

15	2004
----	------

Most Interleague Losses

15	2003, 2005
----	------------

Longest Time, Game

6:54	9/20/13 vs. BAL (18 inn.)
6:26	5/28/17 at MIN (15 inn.)
6:05	9/15/17 vs. BOS (15 inn.)
5:49	5/2/14 at NYY (14 inn.)
5:44	7/17/11 vs. BOS (16 inn.)
5:24	6/10/13 vs. BOS (14 inn.)
5:16	5/24/14 vs. BOS (15 inn.)
	8/4/00 vs. BAL (15 inn.)
5:15	4/1/03 vs. BOS (16 inn.)
5:14	9/13/12 at BAL (14 inn.)
5:09	7/30/12 at OAK (15 inn.)

Longest Time, 9-Inning Game

4:32	5/14/17 at BOS
4:16	4/21/16 at BOS
4:15	5/31/02 vs. OAK
4:10	5/9/14 vs. CLE
4:09	9/18/12 vs. BOS
4:06	6/6/10 at TEX
4:05	7/8/09 vs. TOR

Shortest Time, Game

1:19	6/21/03 at FLA (5 inn.)
1:53	8/9/11 vs. KC
1:54	6/8/03 at HOU
2:01	6/10/08 at LAA
	8/13/06 at OAK

DID YOU KNOW?

RAYS RECORDS ON HOLIDAYS

Opening Day	10-10	Father's Day	10-10
Easter	8-4	Independence Day	8-12
Mother's Day	10-10	Labor Day	5-11
Memorial Day	5-12		



TEAM BATTING | SINGLE GAME |

Most Runs, Game

19	7/29/06 at NYY
	6/24/04 at TOR
17	9/5/07 vs. BAL
16	4/19/14 vs. NYY
	4/11/11 at BOS
15	(13x), last 6/23/17 vs. BAL

Most Runs, Game, Opponent

22	7/23/02 at BOS, G1
21	7/22/07 at NYY
20	6/21/05 vs. NYY
	6/25/02 vs. TOR
	5/7/99 at CLE

Most Runs, Game, Both Clubs

32	6/24/04, TB (19) at TOR (13)
----	------------------------------

Most Runs, Home Game, Both Clubs

31	6/25/02, TOR (20) at TB (11)
----	------------------------------

Most Runs, Consecutive Games

27	4/18/14 thru 4/19/14 vs. NYY
	7/21/06 thru 7/22/06 vs. BAL

Most Runs Allowed, Consecutive Games

38	7/21/07 thru 7/22/07 at NYY
----	-----------------------------

Most Runs, Loss

11	8/7/10 at TOR (17-11)
	6/5/07 at TOR (12-11)
	6/21/05 at NYY (20-11)
	6/25/02 vs. TOR (20-11)
	5/7/99 at CLE (20-11)

Most Runs, Inning

11	8/28/07 at BAL (8th inn.)
	5/28/00 vs. SEA (8th inn.)
10	6/25/08 at FLA (5th inn.)
	7/22/06 vs. BAL (5th inn.)
	5/25/05 vs. OAK (1st inn.)

Most Runs, 1st Inning

10	5/25/05 vs. OAK
----	-----------------

Most Runs, 9th Inning

7	5/14/17 at BOS
	7/7/04 at BAL

Most Runs, Series (4 Games)

37	8/16/12 thru 8/19/12 at LAA
35	8/23/07 thru 8/26/07 vs. OAK

Most Runs, Series (3 Games)

34	8/29/08 thru 8/31/08 vs. BAL
31	5/16/16 thru 5/18/16 at TOR
30	9/3/07 thru 9/5/07 vs. BAL
29	4/27/11 thru 4/28/11 at MIN
	5/22/09 thru 5/24/09 at FLA
	7/21/06 thru 7/23/06 vs. BAL

Most Runs, Inning, Opponent

13	6/21/05 at NYY (8th inn.)
	4/18/05 at NYY (2nd inn.)
12	4/11/02 at BAL (6th inn.)
11	9/26/09 at TEX (5th inn.)
10	8/31/10 vs. TOR (6th inn.)
	10/4/09 vs. NYY (6th inn.)
	7/22/07 at NYY (4th inn.)
	7/26/06 vs. LAA (2nd inn.)
	7/23/02 at BOS (3rd inn.)

Most Runs, 1st Inning, Opponent

9	9/12/06 at NYY
---	----------------

Most Runs, 9th Inning, Opponent

9	6/2/06 vs. TOR
---	----------------

Most Runs, Series, Both Clubs (4 Games)

75	7/20/07 thru 7/22/07 at NYY
----	-----------------------------

Most Runs, Series, Both Clubs (3 Games)

55	6/7/05 thru 6/9/05 at CIN
----	---------------------------

Most Hits, Game

24	6/24/04 at TOR
22	9/5/07 vs. BAL
21	7/24/03 at BOS
20	5/2/14 at NYY (14 inn.)
	8/25/07 vs. OAK
	8/22/01 vs. BAL
	5/28/00 vs. SEA

Most Hits, Loss

19	4/1/03 vs. BOS (16 inn.)
----	--------------------------

Most Hits, Consecutive Games

36	5/30/02 thru 5/31/02 vs. OAK
----	------------------------------

Most Hits, Game, All Extra-Base Hits

5	5/16/10 vs. SEA
	6/23/03 vs. NYY
	7/16/00 vs. ATL

Most Hits, Game, Opponent

25	7/22/07 at NYY
23	6/16/15 vs. WAS
	6/21/05 at NYY

Most Hits, Inning

10	7/22/06 vs. BAL (5th inn.)
	5/28/00 vs. SEA (8th inn.)

Most Consecutive Innings with a Hit

18	8/4/07 thru 8/5/07 vs. BAL
16	7/14/07 thru 7/17/07 vs. NYY, LAA

Most Hits, Inning, Opponent

12	6/21/05 at NYY (8th inn.)
----	---------------------------

Most Consecutive Hits

8	5/31/02 vs. OAK (all with 2 out)
---	----------------------------------

Most Consecutive Hits, Opponent

8	4/18/01 vs. BOS
---	-----------------

Most Hits, Game, Both Clubs

41	6/21/05, TB (18) at NYY (23)
	4/13/98, MIN (22) at TB (19)
	(14 inn.)
39	7/22/06, BAL (22) at TB (17)
	6/24/04, TB (24) at TOR (15)
38	5/2/14, TB (20) at NYY (18)
	(14 inn.)
	9/11/07, TB (18) at BOS (20)

Most Consecutive Games without a Run

3	6/8/14 thru 6/10/14
---	---------------------

Fewest Hits, Game

0	8/15/12 at SEA
	6/25/10 vs. ARI
	5/9/10 at OAK
	7/23/09 at CWS
	4/27/02 at BOS
1	(13x), last 9/19/17 vs. CHC

Fewest Hits, Game, Both Clubs

3	7/26/10, DET (0) at TB (3)
4	9/12/14, TB (2) at TOR (2)
	10/2/12, BAL (2) at TB (2)

Most Consecutive Innings with a Run

7	5/19/17 thru 5/20/17
	7/29/06 thru 7/29/06

Most Consecutive Scoreless Innings

31	6/7/14 thru 6/11/14
----	---------------------

Largest Margin, Outhit Opponents

17 (18-1)	4/30/09 vs. BOS
-----------	-----------------

Largest Margin, Outhit by Opponents

18 (22-4)	5/29/07 vs. DET
-----------	-----------------



TEAM BATTING | SINGLE GAME |

Most Extra-Base Hits, Game

12	6/16/09 at COL
11	6/29/14 at BAL
10	8/16/16 vs. SD 5/18/13 at BAL 8/25/07 vs. OAK 7/29/06 at NYY 5/30/99 at SEA

Most Extra-Base Hits, Game, Opponent

12	8/7/10 at TOR 7/23/02 at BOS, G1
----	-------------------------------------

Most Extra-Base Hits, Game, Both Clubs

18	6/26/11, TB (8) at HOU (10)
----	-----------------------------

Most Extra-Base Hits, Inning

6	7/22/06 vs. BAL (5th inn.) 5/25/05 vs. OAK (1st inn.)
---	--

Most Extra-Base Hits, Inning, Opponent

6	8/31/10 vs. TOR 6/21/05 at NYY 7/23/02 at BOS, G1
---	---

Most Total Bases, Game

41	6/16/09 at COL 9/5/07 vs. BAL
39	6/29/14 at BAL
38	6/11/06 at KC

Most Total Bases, Game, Opponent

49	7/22/07 at NYY
----	----------------

Most Singles, Game

17	6/24/04 at TOR 7/8/03 at OAK
----	---------------------------------

Most Singles, Game, Opponent

18	7/22/06 vs. BAL 9/13/05 vs. NYY
----	------------------------------------

Most Doubles, Game

8	5/18/13 at BAL 7/19/04 vs. NYY
---	-----------------------------------

Most Doubles, Game, Opponent

8	7/21/07 at NYY, G2
---	--------------------

Most Triples, Game

3	6/16/17 at DET 7/18/16 at COL 7/31/09 vs. KC 7/30/05 vs. KC 6/16/04 at SD
---	---

Most Triples, Game, Opponent

3	4/5/03 vs. NYY
---	----------------

Most Home Runs, Game

6	5/7/09 at NYY 6/11/06 at KC 8/10/02 at KC
---	---

Most Home Runs, Game, Opponent

8	8/7/10 at TOR
---	---------------

Most Home Runs, Game, Both Clubs

9	8/23/17, TOR (6) at TB (3) 8/7/10, TB (1) at TOR (8) 9/15/08, BOS (6) at TB (3) 6/21/05, TB (3) at NYY (6)
---	---

Most Home Runs, Home Game

5	6/9/17 vs. OAK 9/21/16 vs. NYY 8/16/16 vs. SD 4/19/14 vs. NYY 9/18/08 vs. MIN 9/5/07 vs. BAL 4/22/00 vs. ANA (10 inn.)
---	--

Most Home Runs, Opponent, Tropicana Field

6	8/23/17 vs. TOR 9/15/08 vs. BOS 4/21/00 vs. ANA 4/24/99 vs. SEA 5/31/98 vs. SEA
---	---

Most Home Runs, Inning

4	9/21/16 vs. NYY (3rd inn.) (Wilson, Longoria, Miller, Dickerson)
3	(16x), last 4/28/17 at TOR (8th inn.) (Dickerson, Longoria, Morrison) last at home: 6/24/13 vs. TOR (2nd inn.) (Loney, Myers, Fuld)

Most Home Runs, Inning, Opponent

4	8/27/07 at CWS (7th inn.) 6/21/05 at NYY (8th inn.) 7/23/02 at BOS, G1 (3rd inn.) 8/1/99 at OAK (4th inn.)
---	---

Most Consecutive Home Runs

3	9/21/16 vs. NYY (Longoria, Miller, Dickerson) 6/24/13 vs. TOR (Loney, Myers, Fuld) 6/9/08 at LAA (Longoria, Aybar, Navarro)
---	--

Most Consecutive Home Runs, Opponent

3	8/25/14 at BAL (Young, Hardy, Davis) 7/20/10 at BAL (Scott, Wigginton, Jones) 8/27/07 at CWS (Pierzynski, Dye, Uribe) 6/21/05 at NYY (Sheffield, Rodriguez, Matsui) 6/22/02 at COL (Butler, Walker, Helton) 7/26/01 at ANA (Glaus, Erstad, Anderson) 5/19/99 at TEX (Rodriguez, Palmeiro, Zeile)
---	---

Most Consecutive Home Runs, Leading off Game

2 *	6/15/98 vs. TOR (McCracken, Boggs)
-----	---------------------------------------

Most Consecutive Games with a Home Run

21	9/20/15 thru 4/12/16
18	8/19/17 thru 9/8/17
17	4/15/13 thru 5/3/13
15	7/25/09 thru 8/10/09

Most Consecutive Games with a HR, Start of Season

12	4/2/07 thru 4/15/07
----	---------------------

Most Consecutive Games without a Home Run

8	8/10/07 thru 8/18/07
---	----------------------

Most Stolen Bases, Game

8	5/3/09 vs. BOS
7	9/16/11 at BOS
6	5/19/10 at NYY 5/24/06 at TOR 8/13/03 vs. BAL (10 inn.)

Most Stolen Bases, Game, Opponent

7	8/6/11 vs. OAK
---	----------------

Most Consecutive Successful Stolen Base Attempts

21	7/1/10 thru 7/23/10 6/1/07 thru 6/30/07
20	5/1/09 thru 5/9/09 9/22/08 thru 4/14/09

Most Consecutive Games with a Stolen Base

19	4/28/09 thru 5/17/09
11	7/17/10 thru 7/28/10

* TIES A.L. RECORD



TEAM BATTING | SINGLE GAME |

Most Times

Caught Stealing, Game

4 4/25/10 vs. TOR

Most Walks Received, Game

12 6/19/10 at FLA (11 inn.)

11 5/2/17 at MIA

6/15/16 vs. SEA (13 inn.)

4/25/14 at CWS

6/26/10 vs. ARI

9/5/07 vs. NYY (10 inn.)

4/12/06 vs. BAL

7/7/04 at BAL

6/24/04 at TOR

6/30/00 vs. NYY Most Walks

Most Walks Received,

Game, Both Clubs

20 5/28/17, TB (9) at MIN (11)

(15 inn.)

19 5/25/09, TB (9) at CLE (10)

4/26/06, TB (5) at NYY (14)

(10 inn.)

18 8/19/14, DET (10) at TB (8)

(11 inn.)

6/19/10, TB (12) at FLA (6)

(11 inn.)

6/8/07, TB (7) at FLA (11)

4/1/03, BOS (9) at TB (9)

(16 inn.)

6/5/00, TB (8) at PHI (10)

(12 inn.)

Most Walks Received, Inning

6 9/19/12 vs. BOS (6th inn.)

Most Consecutive Batters

Reached Base

10 5/31/02 vs. OAK (4th inn.)

Most Consecutive Batters

Reached Base & Scored

9 6/25/08 at FLA (5th inn.)

Most Strikeouts, Game

24 9/15/17 vs. BOS (15 inn.)

23 9/25/16 vs. BOS (10 inn.)

19 6/15/16 vs. SEA (13 inn.)

7/2/15 vs. CLE

17 5/28/17 at MIN (15 inn.)

8/1/16 vs. KC

6/8/14 vs. SEA

8/8/10 at TOR

6/14/06 at DET (12 inn.)

4/8/01 at BOS

5/6/00 at BOS

Most Strikeouts, Game, Both Clubs

37 9/15/17, BOS (13) at TB (24)

(15 inn.)

35 6/15/16, SEA (16) at TB (19)

(13 inn.)

7/10/13, MIN (19) at TB (16)

(13 inn.)

33 5/28/17, TB (17) at MIN (16)

(15 inn.)

9/13/15, BOS (19) at TB (14)

(13 inn.)

8/19/15, TB (14) at HOU (19)

(13 inn.)

7/30/12, TB (12) at OAK (21)

(15 inn.)

Most Strikeouts,

9-Inning Game, Both Clubs

30 9/21/07, BOS (17) at TB (13)

Most Strikeouts,

Consecutive Games

36 9/13/17 thru 9/15/17

35 9/24/16 thru 9/25/16

32 7/2/15 thru 7/3/15

7/1/15 thru 7/2/15

Most Left on Base, Game

21 4/1/03 vs. BOS (16 inn.)

18 5/28/17 at MIN (15 inn.)

6/16/16 vs. SEA (13 inn.)

5/30/02 vs. OAK (13 inn.)

16 9/20/13 vs. BAL (18 inn.)

8/29/07 at BAL (12 inn.)

7/29/02 vs. BAL

6/30/00 vs. NYY

Most Left on Base, Game,

Opponent

18 8/4/14 at OAK (10 inn.)

9/20/11 at NYY

17 5/28/17 at MIN (15 inn.)

8/2/02 vs. CWS (12 inn.)

Fewest Left on Base, Game

0 8/15/12 at SEA

5/9/10 at OAK

7/23/09 at CWS

5/13/06 vs. TOR

8/11/05 at BAL

Most Left on Base, Game,

Both Clubs

35 5/28/17, TB (18) at MIN (17)

(15 inn.)

34 4/1/03, BOS (13) at TB (21)

(16 inn.)

Most Left on Base, 9-Inning

Game, Both Clubs

27 9/20/11, TB (9) at NYY (18)

Most Double Plays, Rays Hitters

6 8/7/13 at ARI

6/17/03 at NYY, G1

Most GDP, Rays Hitters

6 * 6/17/03 at NYY, G1

Most Sacrifice Bunts, Game

4 7/21/02 at TOR

Most Sacrifice Flies, Game

4 4/22/12 vs. MIN

3 9/29/17 vs. BAL

6/15/15 vs. WAS

5/17/13 at BAL

9/22/11 at NYY

7/4/08 vs. KC

8/22/06 vs. TEX

Most Hit Batters, Game

4 4/21/16 at BOS

8/30/14 vs. BOS

7/25/12 at BAL

7/24/11 at KC

8/15/05 vs. NYY

6/6/01 at TOR

5/22/99 vs. ANA

Most Plate Appearances, Inning

16 5/28/00 vs. SEA (8th inn.)

15 8/28/07 at BAL (8th inn.)

14 8/23/08 at CWS (8th inn.)

6/25/08 at FLA (5th inn.)

7/22/06 vs. BAL (5th inn.)

5/30/99 at SEA (4th inn.)

Most Pinch-Hitters, Inning

5 (consecutive) 6/18/06 at PHI,

(8th inn.)

Most Times Batted Around, Game

3 6/24/04 at TOR

(4th, 6th and 8th inn.)

2 (22x), last: 5/20/17 vs. NYY

(4th and 5th inn.)

last on road: 8/10/12 at MIN

(2nd and 6th inn.)

* TIES A.L. RECORD



TEAM PITCHING | SINGLE GAME |

Most Strikeouts, Game

21	7/30/12 at OAK (15 inn.)
19	9/13/15 vs. BOS (13 inn.) 8/19/15 at HOU (13 inn.) 7/10/13 vs. MIN (13 inn.)
18	10/1/17 vs. BAL 9/8/15 at DET (13 inn.) 5/10/13 vs. SD 8/28/11 at TOR

Most Strikeouts, Consecutive Games

32	8/9/14 thru 8/10/14 7/10/13 thru 7/11/13 7/30/12 thru 7/31/12 7/20/12 thru 7/21/12
31	8/18/15 thru 8/19/15

Fewest Strikeouts, Game

0 (8x), last 4/8/11 at CWS

Fewest Hits Allowed

0 7/26/10 vs. DET
1 (14x), last 5/29/16 vs. NYY

Most Walks Issued, Game

14	4/26/06 vs. NYY (10 inn.)
12	7/17/11 vs. BOS (16 inn.) 6/4/04 at BAL (11 inn.) 5/15/04 at CLE 6/25/03 vs. NYY

Most Walks Issued, Inning

5 (13x), last 5/25/09 at CLE (9th)
last at home:
4/24/05 vs. BOS (8th)

Most Consecutive Walks Issued

5 7/7/07 at KC

Fewest Runs Allowed, Consecutive Games

0	8/21/14 thru 8/22/14 9/13/13 thru 9/14/13 7/1/13 thru 7/2/13 4/5/13 thru 4/6/13 7/28/12 thru 7/29/12 5/9/08 thru 5/10/08 9/3/03 thru 9/4/03 5/19/02 thru 5/21/02 9/23/01 thru 9/25/01
---	---

Most Consecutive Innings Pitched without a Hit

9 7/26/10 thru 7/26/10

Most Consecutive Innings without a Walk

24.0	4/15/16 thru 4/17/16 7/1/13 thru 7/4/13
23.0	7/8/13 thru 7/10/13 9/27/10 thru 9/29/10
22.0	8/9/15 thru 8/12/15 8/6/08 thru 8/9/08

Most Consecutive Innings without a Home Run

68 8/6/14 thru 8/14/14

Most Hit Batters, Game

4	7/19/03 vs. TEX 6/3/03 at CHC 5/10/01 vs. BAL 4/24/98 vs. ANA
---	--

Most Pitches, Game

301 9/20/13 vs. BAL (18 inn.)

Most Pitches, 9-Inning Game

233 8/8/01 vs. NYY

Most Pitchers Used, Game

12	9/15/17 vs. BOS (15 inn.)
11	9/20/13 vs. BAL (18 inn.)
9	9/13/12 at BAL (14 inn.) 7/17/11 vs. BOS 6/19/10 at FLA (11 inn.)

Most Pitchers Used, Game, Both Clubs

21	9/15/17, BOS (9) at TB (12) (15 inn.) 9/20/13, BAL (10) at TB (11) (18 inn.)
19	9/28/11, NYY (11) at TB (8) (12 inn.)
17	5/28/17, TB (8) at MIN (9) (15 inn.)

Most Pitchers Used, Game, Both Clubs, 9-Inning Game

14	9/26/15, TB (6) at TOR (8)
13	9/6/17, MIN (6) at TB (7) 9/13/16, TB (6) at TOR (7) 9/22/12, TOR (6) at TB (7) 9/18/12, BOS (6) at TB (7) 8/18/12, TB (7) at LAA (6) 9/5/09, DET (7) at TB (6) 6/21/09, TB (6) at NYM (7) 9/11/07, TB (6) at BOS (7)

Most Consecutive Scoreless Innings

27	9/12/13 thru 9/15/13
24	6/30/13 thru 7/3/13 7/27/12 thru 7/30/12 5/8/08 thru 5/11/08

DID YOU KNOW?

RAYS TO HOMER FROM BOTH SIDES OF THE PLATE

PLAYER	GAME	AS LH BATTER / RH BATTER
Geoff Blum	5/4/04 at TEX	Chan Ho Park / Erasmio Ramirez
Willy Aybar	8/3/09 vs. KC	Zack Greinke / Ron Mahay
Ben Zobrist	4/13/14 at CIN	Nick Christiani / Tony Cingrani



TEAM BATTING | SINGLE SEASON |

Most Runs	803	2009
Most Hits	1,531	1999
Highest Batting Average	.274	1999, 2005
Most Doubles	311	2001
Most Triples	46	2004
Most Home Runs	228	2017
Most Grand Slams	7	2010
Most Stolen Bases	194	2009
Most Extra-Base Hits	536	2016
Most Total Bases	2,424	2007
Highest Slugging Pct.	.439	2009

Highest On-Base Pct.	.343	1999, 2009
Most Sacrifice Bunts	53	1998
Most Sacrifice Flies	57	2010
Most Walks	672	2010
Most Intentional Walks	46	2003
Most Bases-Loaded Walks	25	2008, 2010
Most Strikeouts	1,538	2017
Most Grounded into Double Plays	157	1999
Most Pinch Hits	40	2015
Most Pinch-Hit Home Runs	7	2009
Most Times Batted Around, Season	41	2010

Most Hit by Pitches	84	2015
Most Home Runs vs. One Club	37	2016 vs. NYY
Most Rays with 10+ Home Runs	10	2006
Most Rays with 20+ Home Runs	4	2016, 2017
Most Rays with 30+ Home Runs	2	1999, 2009, 2016, 2017
Most Rays with 30+ Steals	3	2009
Most Rays with 40+ Steals	2	2009, 2010
Most Rays with 100+ RBI	2	2009

TEAM PITCHING | SINGLE SEASON |

Most Complete Games	15	2011
Most Shutouts	22	2014
Most Complete-Game Shutouts	5	2008, 2011
Most 10-Game Winners	5	2008, 2010, 2011, 2012
Most 15-Game Winners	2	2010, 2012
Lowest ERA	3.19	2012
Lowest ERA, Home	2.81	2012
Lowest ERA, Road	3.60	2012
Lowest ERA, Starting Pitching	3.34	2012
Lowest ERA, Bullpen	2.88	2012
Most Wins, Starting Pitchers	73	2010

Most Saves	60	2015
Most Players to Record a Save	9	2009
Fewest Hits Allowed	1,233	2012
Fewest Runs Allowed	577	2012
Fewest Earned Runs Allowed	518	2012
Fewest Unearned Runs Allowed	37	2011
Fewest Home Runs Allowed	139	2012
Most Home Runs Allowed	215	2002
Most Hit Batters	95+	2003
Fewest Walks Allowed	469	2012
Most Strikeouts	1,437	2014

Lowest Opp Avg.	.228	2012
Lowest Opp Avg., Starting Pitching	.235	2011
Lowest Opp Avg., Bullpen	.208	2012
Fewest Starting Pitchers Used	7	2009, 2010
Most Starts, Rookies	59	2009
Most Wins, Rookies	25	2009, 2011, 2015

+ MODERN MAJOR LEAGUE RECORD



Individual Records

INDIVIDUAL BATTING | SINGLE GAME |

Most Runs, Game

5	Carl Crawford, 5/24/06 at TOR
4	(20x), last Steven Souza Jr., 5/29/17 at TEX

Most Runs, Game, Opponent

5	Travis Shaw, 8/1/15 at BOS Derek Jeter, 6/21/05 at NYY Álex Rodríguez, 4/18/05 at NYY Shannon Stewart, 6/25/02 vs. TOR
---	---

Most Hits, Game

5	Tim Beckham, 7/20/16 at COL Mikie Mahtook, 9/18/15 vs. BAL Matt Joyce, 6/29/14 at BAL Ben Zobrist, 6/10/13 vs. BOS Jeff Keppinger, 6/23/12 at PHI Melvin Upton Jr., 10/2/09 vs. NYY Tomás Pérez, 7/29/06 at NYY Carl Crawford, 5/24/06 at TOR Julio Lugo, 6/24/04 at TOR
---	--

Most Hits, Game, Opponent

5	(18x), last Yunel Escobar, 6/18/15 at WAS
---	---

Most Hits, Consecutive Games

8	Ty Wigginton, 7/15/07 thru 7/17/07 Tomás Pérez, 7/29/06 thru 7/30/06 Carl Crawford, 5/24/06 thru 5/25/06
---	--

Most Hits, Inning

2	(39x), last Corey Dickerson, 5/14/17 at BOS
---	---

Most Home Runs, Game

3	Evan Longoria, 10/3/12 vs. BAL Melvin Upton Jr., 9/9/12 vs. TEX Evan Longoria, 9/18/08 vs. MIN Jonny Gomes, 7/30/05 vs. KC
---	---

Most Home Runs, Game, Opponent

4 #	Carlos Delgado, 9/25/03 at TOR
3	Danny Valencia, 5/15/16 vs. OAK Nomar Garciaparra, 7/23/02 at BOS, G1 Carlos Delgado, 4/4/01 vs. TOR

Most Home Runs, Inning

2	Julio Lugo, 7/22/06 vs. BAL Jared Sandberg, 6/11/02 vs. LAD
---	--

Most Doubles, Game

4	Tomás Pérez, 7/29/06 at NYY
3	(12x), last Corey Dickerson, 8/26/16 at HOU last at home: David DeJesus, 5/9/14 vs. CLE

Most Triples, Game

2	(14x), last Tim Beckham, 8/20/16 vs. TEX last on road: Evan Longoria, 7/18/16 at COL
---	---

Most Extra-Base Hits, Game

4	Ben Zobrist, 6/11/11 at BAL Sam Fuld, 4/11/11 at BOS Tomás Pérez, 7/29/06 at NYY Carl Crawford, 8/2/05 at TEX José Cruz Jr., 5/21/04 vs. CLE Randy Winn, 6/9/02 vs. SD
---	---

Most Extra-Base Hits, Game, Opponent

4	Dustin Pedroia, 7/2/08 vs. BOS Álex Rodríguez, 4/18/05 at NYY Carlos Delgado, 9/25/03 at TOR Carl Everett, 8/29/00 vs. BOS
---	---

Most Total Bases, Game

12	Matt Joyce, 6/29/14 at BAL Evan Longoria, 10/3/12 vs. BAL Melvin Upton Jr., 9/9/12 vs. TEX Evan Longoria, 9/18/08 vs. MIN Jonny Gomes, 7/30/05 vs. KC
----	---

Most Total Bases, Game, Opponent

16	Carlos Delgado, 9/25/03 at TOR
----	--------------------------------

Most Runs Batted In, Game

8	Ben Zobrist, 4/28/11 at MIN, G1
7	Carlos Peña, 9/5/07 vs. BAL
6	Joey Butler, 10/4/15 vs. TOR J.P. Arencibia, 9/1/15 at BAL Ryan Hanigan, 4/19/14 vs. NYY Kelly Johnson, 5/27/13 vs. MIA Melvin Upton Jr., 10/2/09 vs. NYY Carlos Peña, 4/13/09 vs. NYY Evan Longoria, 5/24/08 vs. BAL Carlos Peña, 4/11/08 vs. BAL Paul Sorrento, 5/3/98 at CLE

Most Runs Batted In, Game, Opponent

8	Nomar Garciaparra, 7/23/02 at BOS, G1
---	---------------------------------------

Most Stolen Bases, Game

6 #	Carl Crawford, 5/3/09 vs. BOS
4	Carl Crawford, 5/24/06 at TOR
3	(15x), last Johnny Damon, 9/16/11 at BOS

Most Stolen Bases, Game, Opponent

4	Coco Crisp, 8/6/11 vs. OAK
---	----------------------------

Most Steals of Third Base, Game

2	Desmond Jennings, 4/13/15 at TOR Melvin Upton Jr., 8/2/10 vs. MIN Melvin Upton Jr., 5/15/09 vs. CLE Jason Bartlett, 5/29/08 vs. CWS Julio Lugo, 9/11/05 vs. TOR
---	---

TIES MODERN MAJOR LEAGUE RECORD



INDIVIDUAL BATTING | SINGLE GAME |

Most Consecutive Successful Stolen Base Attempts

32	Carl Crawford, 7/19/08 thru 5/29/09
20	Desmond Jennings, 4/11/12 thru 8/12/12

Most Consecutive Games with a Stolen Base

9	Carl Crawford, 4/28/09 thru 5/6/09
5	Carl Crawford, 7/15/07 thru 7/20/07

Most Stolen Bases, Consecutive Games

7	Carl Crawford, 5/3/09 thru 5/4/09
	Carl Crawford, 5/2/09 thru 5/3/09

Most Walks, Game

5	Steven Souza Jr., 6/15/15 vs. WAS
	Matt Joyce, 4/25/14 at CWS

Most Strikeouts, Game

4	(78x), last Mallex Smith, 7/28/17 at NYY
---	--

Most Sacrifice Flies, Game

2	(17x), last Evan Longoria, 8/29/16 at BOS
---	---

Most Sacrifice Bunts, Game

2	(11x), last Desmond Jennings, 7/18/14 at MIN
---	--

Most Grounded into Double Plays, Game

3	Ben Zobrist, 8/10/12 at MIN
	Javier Valentín, 6/17/03 at NYY

Most Times Hit by Pitch, Game

3 *	Brandon Guyer, 4/21/16 at BOS
	Brandon Guyer, 10/2/15 vs. TOR
	Jonny Gomes, 8/15/05 vs. NYY

Most At-Bats, Game

9	Rocco Baldelli, 4/1/03 vs. BOS (16 inn.)
---	--

Most At-Bats, 9-Inning Game

7	Julio Lugo, 6/24/04 at TOR
	Carl Crawford, 6/24/04 at TOR

Most Hits, Homestand

20	Aubrey Huff, 5/18/04 thru 5/30/04 (12 games)
----	--

Most Hits, Road Trip

19	Carl Crawford, 8/6/07 thru 8/15/07 (10 games)
	Carl Crawford, 5/22/06 thru 6/1/06 (10 games)

Longest Hitting Streak

19	Jason Bartlett, 5/15/09 thru 6/25/09
----	--------------------------------------

Most Consecutive Times Reached Base Safely

9	Tim Beckham, 7/18/16 thru 7/21/16
	Logan Forsythe, 9/1/15 thru 9/4/15
	Melvin Upton Jr., 9/11/11 thru 9/12/11
8	Evan Longoria, 4/25/15 thru 4/26/15
	Melvin Upton Jr., 5/23/08 thru 5/25/08
	Ty Wigginton, 7/15/07 thru 7/17/07
	Greg Norton, 8/19/06 thru 8/22/06
	Julio Lugo, 6/27/06 thru 6/30/06
	Álex Sánchez, 5/15/05 thru 5/20/05
	Aubrey Huff, 9/22/04 thru 9/24/04
	Wade Boggs, 8/11/98 thru 8/13/98

Most Consecutive Hits

8	Tim Beckham, 7/18/16 thru 7/21/16
	Ty Wigginton, 7/15/07 thru 7/17/07
	Aubrey Huff, 9/22/04 thru 9/24/04

Most Consecutive Extra-Base Hits

5	José Cruz Jr., 5/20/04 thru 5/22/04 (3-2B, 2-HR)
---	--

Most Consecutive At-Bats without a Hit

41	Luke Scott, 6/1/12 thru 7/6/12
37	José Cruz Jr., 4/16/04 thru 5/1/04
35	Josh Wilson, 9/14/07 thru 9/27/07
34	Mikie Mahtook, 8/9/16 thru 8/25/16
	Greg Vaughn, 4/19/02 thru 5/1/02
30	John Flaherty, 4/18/98 thru 5/6/98

Most Consecutive Multi-Hit Games

8	Carl Crawford, 8/4/07 thru 8/11/07
7	Wil Myers, 7/13/13 thru 7/26/13
	Carl Crawford, 6/19/04 thru 6/26/04

Most Consecutive Games with an Extra-Base Hit

8	Evan Longoria, 9/2/09 thru 9/8/09
---	-----------------------------------

Most Consecutive Games with a Home Run

6	Carlos Peña, 6/6/10 thru 6/12/10
---	----------------------------------

Most Consecutive Games with an RBI

8	Ben Zobrist, 9/25/09 thru 10/2/09
	Evan Longoria, 9/2/09 thru 9/8/09
	Carlos Peña, 9/16/08 thru 9/23/08
	Rocco Baldelli, 9/9/04 thru 9/17/04

Most Consecutive Games with a Run

10	Ben Zobrist, 5/1/11 thru 5/12/11
	Álex Sánchez, 4/20/05 thru 5/5/05

Most Consecutive Games Reached Base Safely

39	Johnny Damon, 5/3/11 thru 6/14/11
37	Ben Grieve, 4/18/01 thru 5/30/01

Most Consecutive Games with a Walk

11	Carlos Peña, 5/15/09 thru 5/25/09
----	-----------------------------------

Most Consecutive Plate Appearances with a Strikeout

8	Tomás Pérez, 4/28/06 thru 4/30/06
---	-----------------------------------

*TIES A.L. RECORD



INDIVIDUAL PITCHING | SINGLE GAME |

Most Strikeouts, Game

15 Chris Archer, 6/2/15 at LAA
James Shields, 10/2/12 vs. BAL

Most Strikeouts, Game, Opponent

17 Brandon Morrow, 8/8/10 at TOR
Pedro Martínez, 5/6/00 at BOS

Most Strikeouts, Game, Reliever

8 Jason Hammel, 6/13/07 vs. SD
Jorge Sosa, 8/17/03 at CLE

Most Consecutive Strikeouts, Game

7 Chris Archer, 9/11/15 vs. BOS
Andy Sonnanstine, 6/10/07 at FLA

Most Innings Pitched, Game

9.0 (91x), last Matt Andriese, 5/14/16 vs. OAK

Most Strikeouts, Inning

4# Alex Cobb, 5/10/13 vs. SD
Jeremy Hellickson, 8/25/11 vs. DET

Most Innings Pitched, Game, Reliever

7.0 Rob Bell, 6/19/04 at ARI
Carlos Reyes, 7/6/03 vs. CWS

Most Runs Allowed, Game

11 Ryan Rupe, 8/16/01 at NYY
Julio Santana, 4/15/99 at TOR

Most Earned Runs Allowed, Game

11 Julio Santana, 4/15/99 at TOR

Most Unearned Runs Allowed, Game

7 Eddie Gaillard, 5/7/99 at CLE

Most Walks Allowed, Game

9 Victor Zambrano, 5/20/04 vs. BOS

Most Walks Allowed, Inning

5 Casey Fossum, 8/12/06 at OAK (2nd)
Dewon Brazelton, 8/4/05 at TEX (8th)
Dewon Brazelton, 7/1/05 at MIN (8th)
Rick White, 6/10/98 at NYM (1st)

Most Hits Allowed, Game

14 Alex Cobb, 6/3/17 at SEA
James Shields, 6/28/12 vs. DET
Edwin Jackson, 9/17/07 at LAA
Geremi González, 7/5/04 at BAL, G2
Tanyon Sturtze, 9/9/02 vs. BOS

Most Consecutive Walks Issued

4 Enny Romero, 5/23/15 vs. OAK
Mitch Talbot, 9/28/08 at DET
Steve Trachsel, 5/26/00 vs. SEA

Most Wild Pitches, Game

4 Victor Zambrano, 6/13/03 vs. PIT

Most Home Runs Allowed, Game

6# James Shields, 8/7/10 at TOR

Most Home Runs Allowed, Inning

4* Travis Harper, 6/21/05 at NYY (8th inn.)

Most Consecutive Home Runs Allowed

3 Matt Garza, 7/20/10 at BAL
Edwin Jackson, 8/27/07 at CWS
Travis Harper, 6/21/05 at NYY
Wilson Álvarez, 6/22/02 at COL
Ryan Rupe, 7/26/01 at ANA
Bobby Witt, 5/19/99 at TEX

Most Hit Batters, Game

4# Victor Zambrano, 7/19/03 vs. TEX

Most Extra-Base Hits Allowed, Game

9 James Shields, 8/7/10 at TOR

Most Total Bases Allowed, Game

30 James Shields, 8/7/10 at TOR

Most Total Bases Allowed, Inning

23+ Travis Harper, 6/21/05 at NYY (8th)

Most Consecutive Scoreless Innings vs. One Club

25.1 Matt Garza, 7/19/08 thru 9/7/08 vs. TOR

Most Consecutive Hitless Innings, Start of Game

9.0 Matt Garza, 7/26/10 vs. DET (no-hitter)
7.2 Dewon Brazelton, 6/25/04 vs. FLA
Tony Saunders, 4/22/99 vs. BAL
7.1 Alex Cobb, 9/11/14 at NYY
7.0 Erasmo Ramírez, 9/14/15 vs. NYY
James Shields, 8/2/09 vs. KC

Most Consecutive Hitless Innings, Start of Game, Opponent

9.0 Félix Hernández, 8/15/12 at SEA (perfect game)
Edwin Jackson, 6/25/10 vs. ARI (no-hitter)
Dallas Braden, 5/9/10 at OAK (perfect game)
Mark Buehrle, 7/23/09 at CWS (perfect game)
Derek Lowe, 4/27/02 at BOS (no-hitter)
8.2 Carlos Carrasco, 7/1/15 vs. CLE
Brandon Morrow, 8/8/10 at TOR
8.0 Tim Wakefield, 6/19/01 vs. BOS
Pedro Martínez, 8/29/00 vs. BOS

Most Consecutive Batters Retired, Start of Game

19 Chris Archer, 7/29/15 vs. DET
18 Matt Garza, 4/30/09 vs. BOS
16 Jake Odorizzi, 5/29/16 vs. NYY
Alex Colomé, 6/21/15 at CLE

Most Consecutive Batters Retired

22 Matt Garza, 7/26/10 vs. DET
19 Chris Archer, 7/29/15 vs. DET
18 Jeremy Hellickson, 8/10/10 at DET
Matt Garza, 4/30/09 vs. BOS

Most Consecutive Batters Retired, Multiple Games

32 Steve Geltz, 6/9/15 thru 6/24/15
26 Brandon Gomes, 7/31/15 thru 8/21/15
Kyle Farnsworth, 7/28/11 thru 8/23/11
25 Roberto Hernández, 5/10/98 thru 5/22/98

* TIES A.L. RECORD, # TIES MODERN MAJOR LEAGUE RECORD,
+ MODERN MAJOR LEAGUE RECORD



INDIVIDUAL BATTING | SINGLE SEASON |

Most Games Played

162	Evan Longoria, 2014 Delmon Young, 2007 Aubrey Huff, 2003
-----	--

Most Consecutive Games Played

398	Aubrey Huff, 5/28/02 thru 8/21/04
-----	-----------------------------------

Most At-Bats

645	Delmon Young, 2007
-----	--------------------

Most Hits

198	Aubrey Huff, 2003
-----	-------------------

Most Infield Hits

39	Carl Crawford, 2003
----	---------------------

Most Pinch Hits

10	Brandon Guyer, 2015 Travis Lee, 2005
----	---

Highest Batting Avg. (min. 502 PA)

.320	Jason Bartlett, 2009
------	----------------------

Highest Batting Avg., RISP

.386	Jason Bartlett, 2009
------	----------------------

Highest On-Base Pct.

.411	Carlos Peña, 2007
------	-------------------

Highest Slugging Pct.

.627	Carlos Peña, 2007
------	-------------------

Most Doubles

47	Aubrey Huff, 2003
----	-------------------

Most Triples

19	Carl Crawford, 2004
----	---------------------

Most RBI

121	Carlos Peña, 2007
-----	-------------------

Most Runs Scored

110	Carl Crawford, 2010
-----	---------------------

Most Total Bases

353	Aubrey Huff, 2003
-----	-------------------

Most Extra-Base Hits

84	Aubrey Huff, 2003
----	-------------------

Most Sacrifice Bunts

12	Félix Martínez, 2000
----	----------------------

Most Sacrifice Flies

12	Evan Longoria, 2017 Ben Zobrist, 2010
----	--

Most Walks

103	Carlos Peña, 2007
-----	-------------------

Most Intentional Walks

17	Aubrey Huff, 2003
----	-------------------

Most Bases-Loaded Walks

9 **	Carlos Peña, 2008
------	-------------------

Most Times Hit by Pitch

24	Brandon Guyer, 2015
----	---------------------

Most Strikeouts

182	Carlos Peña, 2012
-----	-------------------

Most Stolen Bases

60	Carl Crawford, 2009
----	---------------------

Best Stolen Base Pct. (min. 20 attempts)

93.9 (31 of 33)	Desmond Jennings, 2012
-----------------	------------------------

Most Home Runs

46	Carlos Peña, 2007
----	-------------------

Most Home Runs, Right-Handed Batter

36	Evan Longoria, 2016
----	---------------------

Most Home Runs, Switch-Hitter

27	Ben Zobrist, 2009
----	-------------------

Most Home Runs, Home

23	Carlos Peña, 2007
----	-------------------

Most Home Runs, Road

27	Logan Morrison, 2017
----	----------------------

Most Grand Slams

2	(10x), last Matt Joyce, 2012
---	------------------------------

Most Pinch-Hit Home Runs

3	Ben Zobrist, 2009 Bubba Trammell, 2000
---	---

Most Home Runs vs. One Club

9	Evan Longoria, 2013 vs. NY Yankees
---	------------------------------------

Most Multi-Homer Games

4	Carlos Peña, 2009 Carlos Peña, 2007 Jorge Cantú, 2005
---	---

Most Home Runs by Opponent

10	David Ortiz, BOS, 2005
----	------------------------

Most Home Runs Leading Off Game

6	Corey Dickerson, 2017
---	-----------------------

Most Grounded into Double Plays

27	Evan Longoria, 2009
----	---------------------

Fewest Grounded into Double Plays (min. 502 PA)

2	Akinori Iwamura, 2008 (707 PA) Carl Crawford, 2004 (672 PA) Carl Crawford, 2010 (663 PA) Carlos Peña, 2010 (582 PA) Akinori Iwamura, 2007 (559 PA)
---	--

** MAJOR LEAGUE RECORD



INDIVIDUAL PITCHING | SINGLE SEASON |

Most Games

85 Randy Choate, 2010

Most Games, Before All-Star Break

49 Joel Peralta, 2013

Most Games, After All-Star Break

40 Randy Choate, 2010

Most Starts

34 Chris Archer, 2017
Chris Archer, 2015
David Price, 2011
Scott Kazmir, 2007

Most Strikeouts

252 Chris Archer, 2015

Most Innings Pitched

249.1 James Shields, 2011

Most Relief Innings Pitched

105.2 Rick White, 1999

Lowest ERA (min. 162 IP)

2.56 David Price, 2012

Most Wins

20 David Price, 2012

Most Relief Wins

7 (7x), last J.P. Howell, 2009

Most Wins vs. One Club

4 David Price, 2010 vs. TOR
Paul Wilson, 2002 vs. BAL

Best Winning Pct. (min. 15 decisions)

.810 (17-4) Matt Moore, 2013

Longest Winning Streak

9 Matt Moore, 9/29/12 thru 5/19/13
8 David Price, 6/19/12 thru 8/16/12
7 Alex Cobb, 6/29/14 thru 8/21/14
Matt Moore, 6/20/13 thru 9/3/13
Jeff Niemann, 6/20/11 thru 8/16/11
Wade Davis, 7/8/10 thru 9/11/10
Jeff Niemann, 10/3/09 thru 6/8/10
Mark Hendrickson, 7/31/05 thru 9/25/05

Longest Winning Streak, Start of Season

8 Matt Moore, 4/5/13 thru 5/19/13
6 Matt Andriese, 5/8/16 thru 6/15/16
Jeff Niemann, 4/19/10 thru 6/8/10
J.P. Howell, 5/8/08 thru 6/24/08
James Shields, 4/11/07 thru 6/9/07

Most Losses

19 Chris Archer, 2016

Longest Losing Streak

11 Geremi González, 8/24/03 thru 7/5/04
10 Albie Lopez, 4/29/01 thru 7/2/01

Longest Losing Streak, Start of Season

8 Edwin Jackson, 2007
Tanyon Sturtze, 2002

Most Consecutive Scoreless Innings

27.1 J.P. Howell, 6/14/12 thru 8/30/12
25.0 Álex Torres, 9/24/11 thru 6/22/13
24.2 Alex Cobb, 4/1/14 thru 5/27/14
23.0 James Shields, 8/26/11 thru 9/5/11
22.1 Matt Moore, 6/25/13 thru 7/11/13
22.0 Fernando Rodney, 6/16/12 thru 8/7/12
21.0 Alex Colomé, 5/4/16 thru 6/15/16
Joe Borowski, 7/15/05 thru 8/30/05

Most Consecutive Scoreless Innings, Tropicana Field

29.1 David Price, 7/14/12 thru 9/20/12

Most Consecutive Homerless Innings

82.1 Alex Cobb, 7/18/14 thru 9/28/14
76.0 Jake McGee, 9/6/13 thru 9/9/14

Most Saves

48 Fernando Rodney, 2012

Highest Save Pct. (min. 20 save opp)

96.0 (48 of 50) Fernando Rodney, 2012

Most Consecutive Saves

22 Fernando Rodney, 5/27/12 thru 8/13/12

Most Consecutive Saves, Start of Season

21 Alex Colomé, 4/17/16 thru 7/21/16
16 Rafael Soriano, 4/6/10 thru 6/12/10
Al Reyes, 4/5/07 thru 6/17/07

Most Complete Games

11 James Shields, 2011

Most Shutouts

4 James Shields, 2011

Most Quality Starts

25 David Price, 2012
James Shields, 2011
David Price, 2010

Most Games Finished

66 Roberto Hernández, 1999

Most Home Runs Allowed

34 James Shields, 2010

Most Walks

111 Tony Saunders, 1998

Most Hit Batters

20 Victor Zambrano, 2003

Most Wild Pitches

17 Matt Moore, 2013

Most 10+ Strikeout Games

9 Chris Archer, 2017
Chris Archer, 2015
David Price, 2014



Rookie Records

BATTING | SINGLE SEASON & GAME |

Most Games, Season	162	Delmon Young, 2007
Most At-Bats, Season	645	Delmon Young, 2007
Most Hits, Season	186	Delmon Young, 2007
Most Hits, Game	5	Mikie Mahtook, 9/18/15 vs. BAL
Highest Batting Avg. (min. 100 Games)	.289	Rocco Baldelli, 2003
Highest On-Base Pct. (min. 100 Games)	.379	Steve Cox, 2000
Highest Slugging Pct. (min. 100 Games)	.534	Jonny Gomes, 2005
Longest Hitting Streak	13	Delmon Young, 6/15/07 thru 6/28/07 Rocco Baldelli, 3/31/03 thru 4/16/03
Most Home Runs, Season	27	Evan Longoria, 2008
Most Home Runs, Month	8	Evan Longoria, June 2008
Most Home Runs, Game	3	Evan Longoria, 9/18/08 vs. MIN Jonny Gomes, 7/30/05 vs. KC
Most Doubles, Season	38	Delmon Young, 2007

Most Triples, Season	10	Akinori Iwamura, 2007
Most RBI, Season	93	Delmon Young, 2007
Most RBI, Game	6	Joey Butler, 10/4/15 vs. TOR Evan Longoria, 5/24/08 vs. BAL
	5	Reid Brignac, 7/17/10 at NYY John Jaso, 6/6/10 at TEX Delmon Young, 5/17/07 vs. TEX Antonio Pérez, 7/24/03 at BOS Rocco Baldelli, 4/30/03 at MIN Aubrey Huff, 9/19/01 at BOS Bubba Trammell, 9/21/98 at BOS
Most Extra-Base Hits, Season	60	Evan Longoria, 2008
Most Extra-Base Hits, Game	3	(11x), last Steven Souza Jr., 5/31/15 at BAL
Most Stolen Bases, Season	27	Rocco Baldelli, 2003
Most Walks, Season	59	John Jaso, 2010
Most Runs Scored, Season	89	Rocco Baldelli, 2003

PITCHING | SINGLE SEASON & GAME |

Most Wins, Season	14	Rolando Arrojo, 1998
Most Strikeouts, Season	175	Matt Moore, 2012
Most Strikeouts, Game	12	Dan Wheeler, 9/12/99 vs. OAK
Most Innings, Season	202	Rolando Arrojo, 1998
Most Relief Innings, Season	88.2	Esteban Yan, 1998

Most Games, Season	68	Steve Geltz, 2015
Most Saves, Season	26	Lance Carter, 2003
Longest Winning Streak	7	Wade Davis, 2010 Jeff Niemann, 2009



Career Leaders

BATTING LEADERS

Batting Avg. (min. 1,200 PA)

Carl Crawford	.296
Fred McGriff	.291
James Loney	.291
Jason Bartlett	.288
Aubrey Huff	.287
Julio Lugo	.287
Akinori Iwamura	.281
Rocco Baldelli	.280
Randy Winn	.279
Miguel Cairo	.275

On-Base Pct. (min. 1,200 PA)

Fred McGriff	.380
Ben Grieve	.364
Carlos Peña	.360
Ben Zobrist	.354
Akinori Iwamura	.354
Julio Lugo	.350
Jason Bartlett	.349
Aubrey Huff	.343
Randy Winn	.342
Matt Joyce	.342

Slugging Pct. (min. 1,200 PA)

Fred McGriff	.484
Carlos Peña	.483
Evan Longoria	.483
Aubrey Huff	.477
Jonny Gomes	.455
Jorge Cantú	.448
Carl Crawford	.444
Rocco Baldelli	.444
Matt Joyce	.435
Greg Vaughn	.434

Games

Evan Longoria	1,435
Carl Crawford	1,235
Ben Zobrist	1,064
Melvin Upton Jr.	966
Aubrey Huff	799
Carlos Peña	726
Matt Joyce	633
Toby Hall	586
Fred McGriff	577
Desmond Jennings	567

At-Bats

Evan Longoria	5,450
Carl Crawford	4,992
Ben Zobrist	3,850
Melvin Upton Jr.	3,568
Aubrey Huff	3,028
Carlos Peña	2,432
Desmond Jennings	2,076
Fred McGriff	2,074
Toby Hall	2,050
Matt Joyce	1,940

Home Runs

Evan Longoria	261
Carlos Peña	163
Aubrey Huff	128
Melvin Upton Jr.	118
Ben Zobrist	114
Carl Crawford	104
Fred McGriff	99
Matt Joyce	76
Jonny Gomes	66
Steven Souza Jr.	63

Triples

Carl Crawford	105
Ben Zobrist	32
Randy Winn	28

Kevin Kiermaier

25	
Desmond Jennings	22
Akinori Iwamura	21
Melvin Upton Jr.	20
Evan Longoria	19
Rocco Baldelli	17
Julio Lugo	15

Doubles

Evan Longoria	338
Ben Zobrist	229
Carl Crawford	215
Melvin Upton Jr.	202
Aubrey Huff	172
Carlos Peña	113
Toby Hall	112
Matt Joyce	111
Julio Lugo	107
Fred McGriff	102

Hits

Carl Crawford	1,480
Evan Longoria	1,471
Ben Zobrist	1,016
Melvin Upton Jr.	910
Aubrey Huff	870
Fred McGriff	603
Carlos Peña	559
Julio Lugo	550
Toby Hall	538
Randy Winn	513

Runs

Evan Longoria	780
Carl Crawford	765
Ben Zobrist	565
Melvin Upton Jr.	539
Carlos Peña	402
Aubrey Huff	400
Desmond Jennings	311
Julio Lugo	283
Fred McGriff	277
Matt Joyce	269

RBI

Evan Longoria	892
Carl Crawford	592
Ben Zobrist	511
Carlos Peña	468
Aubrey Huff	449
Melvin Upton Jr.	447
Fred McGriff	359
Matt Joyce	280
Toby Hall	251
Rocco Baldelli	239

Walks

Evan Longoria	569
Ben Zobrist	542
Carlos Peña	460
Melvin Upton Jr.	430
Fred McGriff	305
Carl Crawford	293
Matt Joyce	268
Aubrey Huff	247
Desmond Jennings	219
Greg Vaughn	192

CURRENT RAYS IN **BOLD**



Strikeouts	
Evan Longoria	1,220
Melvin Upton Jr.	1,020
Carlos Peña	811
Carl Crawford	768
Ben Zobrist	701
Steven Souza Jr.	482
Desmond Jennings	481
Matt Joyce	468
Fred McGriff	433
Jonny Gomes	413

Extra-Base Hits	
Evan Longoria	618
Carl Crawford	424
Ben Zobrist	375
Melvin Upton Jr.	340
Aubrey Huff	309
Carlos Peña	283
Fred McGriff	202
Matt Joyce	197
Desmond Jennings	176
Rocco Baldelli	165

Stolen Bases	
Carl Crawford	409
Melvin Upton Jr.	232
Ben Zobrist	102
Desmond Jennings	95
Julio Lugo	88
Randy Winn	80
Miguel Cairo	69
Jason Bartlett	61
Kevin Kiermaier	60
Rocco Baldelli	59

Total Bases	
Evan Longoria	2,630
Carl Crawford	2,217
Ben Zobrist	1,651
Melvin Upton Jr.	1,506
Aubrey Huff	1,444
Carlos Peña	1,175
Fred McGriff	1,004
Matt Joyce	844
Desmond Jennings	816
Julio Lugo	807

Sacrifice Flies	
Evan Longoria	76
Ben Zobrist	46
Carl Crawford	35
Melvin Upton Jr.	30
Matt Joyce	28
Carlos Peña	27
Toby Hall	26
Aubrey Huff	26
John Flaherty	20
Jonny Gomes	19

Sacrifice Hits	
Carl Crawford	31
Miguel Cairo	24
Dioner Navarro	24
Sean Rodriguez	24
Desmond Jennings	22
Jason Bartlett	20
Julio Lugo	20
Randy Winn	20
Ben Zobrist	19
3 tied	15

CURRENT RAYS IN **BOLD**

DID YOU KNOW?

RAYS ALL-TIME POSTSEASON LEADERS

Batting Avg. (min. 30 AB)

.325 Willy Aybar

Home Runs

9 Evan Longoria

RBI

21 Evan Longoria

Hits

27 Melvin Upton Jr.

Stolen Bases

9 Melvin Upton Jr.

ERA (min. 10 IP)

1.54 Alex Cobb

Innings Pitched

34.1 James Shields

Wins

2 Matt Garza
James Shields
Andy Sonnanstine

Strikeouts

30 David Price

Saves

1 David Price
Rafael Soriano
Dan Wheeler



PITCHING LEADERS

ERA (min. 300 IP)

David Price	3.18
Alex Cobb	3.50
Chris Archer	3.63
Jeremy Hellickson	3.78
Jake Odorizzi	3.82
Matt Garza	3.86
Matt Moore	3.88
James Shields	3.89
Scott Kazmir	3.92
Wade Davis	3.94

Games

Jake McGee	297
Joel Peralta	296
Grant Balfour	274
Esteban Yan	266
Dan Wheeler	258
J.P. Howell	252
Travis Harper	240
James Shields	218
Roberto Hernández	207
2 tied	189

Games Started

James Shields	217
David Price	170
Chris Archer	160
Scott Kazmir	144
Jake Odorizzi	124
Alex Cobb	115
Jeremy Hellickson	108
Matt Garza	94
Matt Moore	94
Jeff Niemann	92

Innings Pitched

James Shields	1,454.2
David Price	1,143.2
Chris Archer	967.0
Scott Kazmir	834.0
Alex Cobb	700.0
Jake Odorizzi	698.0
Jeremy Hellickson	640.0
Matt Garza	592.1
Jeff Niemann	544.1
Andy Sonnanstine	540.1

Wins

James Shields	87
David Price	82
Scott Kazmir	55
Chris Archer	51
Alex Cobb	48
Jeremy Hellickson	40
Jeff Niemann	40
Jake Odorizzi	40
Matt Moore	39
Victor Zambrano	35

Losses

James Shields	73
Chris Archer	63
David Price	47
Scott Kazmir	44
Jake Odorizzi	37
Bryan Rekar	37
Ryan Rupe	37
Jeremy Hellickson	36
Alex Cobb	35
5 tied	31

Winning Pct. (min. 50 Dec.)

David Price	.636 (82-47)
Jeff Niemann	.606 (40-26)
Matt Moore	.582 (39-28)
Alex Cobb	.578 (48-35)
Victor Zambrano	.565 (35-27)
Wade Davis	.560 (28-22)
Scott Kazmir	.556 (55-44)
James Shields	.544 (87-73)
Jeremy Hellickson	.526 (40-36)
Matt Garza	.523 (34-31)

Strikeouts

James Shields	1,250
David Price	1,065
Chris Archer	1,044
Scott Kazmir	874
Jake Odorizzi	639
Alex Cobb	570
Matt Moore	494
Matt Garza	467
Jeremy Hellickson	463
Jeff Niemann	409

Saves

Roberto Hernández	101
Fernando Rodney	85
Alex Colomé	84
Danys Báez	71
Rafael Soriano	45
Brad Boxberger	43
Esteban Yan	42
Troy Percival	34
Lance Carter	29
2 tied	26

Complete Games

James Shields	19
David Price	10
Matt Garza	6
Joe Kennedy	6
Albie Lopez	5
Rolando Arrojo	4
Mark Hendrickson	4
Jeff Niemann	4
Tanyon Sturtze	4
5 tied	3

Shutouts

James Shields	8
Chris Archer	3
Matt Garza	3
Jeff Niemann	3
Rolando Arrojo	2
Joe Kennedy	2
Albie Lopez	2
David Price	2
Bobby Witt	2
13 tied	1

Lowest Opp Avg. (min. 300 IP)

David Price	.233
Chris Archer	.235
Jake Odorizzi	.235
Victor Zambrano	.241
Matt Garza	.242
J.P. Howell	.242
Matt Moore	.243
Jeremy Hellickson	.245
Alex Cobb	.246
Scott Kazmir	.246

CURRENT RAYS IN **BOLD**



Single-Season Leaders

BATTING LEADERS

Batting Avg. (min. 502 PA)

Jason Bartlett, 2009	.320
Carl Crawford, 2007	.315
Aubrey Huff, 2003	.311
Fred McGriff, 1999	.310
Carl Crawford, 2010	.307
Casey Kotchman, 2011	.306
Carl Crawford, 2009	.305
Carl Crawford, 2006	.305
Carl Crawford, 2005	.301
Melvin Upton Jr., 2007	.300

On-Base Pct. (min. 502 PA)

Carlos Peña, 2007	.411
Ben Zobrist, 2009	.405
Fred McGriff, 1999	.405
Jason Bartlett, 2009	.389
Melvin Upton Jr., 2007	.386
Melvin Upton Jr., 2008	.383
Casey Kotchman, 2011	.378
Ben Zobrist, 2012	.377
Carlos Peña, 2008	.377
Fred McGriff, 2000	.373

Slugging Pct. (min. 502 PA)

Carlos Peña, 2007	.627
José Canseco, 1999	.563
Aubrey Huff, 2003	.555
Fred McGriff, 1999	.552
Ben Zobrist, 2009	.543
Carlos Peña, 2009	.537
Evan Longoria, 2008	.531
Evan Longoria, 2009	.526
Evan Longoria, 2016	.521
Logan Morrison, 2017	.516

Games

Evan Longoria, 2014	162
Delmon Young, 2007	162
Aubrey Huff, 2003	162
Evan Longoria, 2016	160
Evan Longoria, 2015	160
Evan Longoria, 2013	160
Carlos Peña, 2012	160
James Loney, 2013	158
Julio Lugo, 2005	158
Fred McGriff, 2000	158

At-Bats

Delmon Young, 2007	645
Carl Crawford, 2005	644
Rocco Baldelli, 2003	637
Aubrey Huff, 2003	636
Evan Longoria, 2016	633
Gerald Williams, 2000	632
Carl Crawford, 2003	630
Akinori Iwamura, 2008	627
Carl Crawford, 2004	626
Evan Longoria, 2014	624

Home Runs

Carlos Peña, 2007	46
Carlos Peña, 2009	39
Logan Morrison, 2017	38
Evan Longoria, 2016	36
Aubrey Huff, 2003	34
José Canseco, 1999	34
Evan Longoria, 2009	33
Evan Longoria, 2013	32
Fred McGriff, 1999	32
2 tied	31

Triples

Carl Crawford, 2004	19
Carl Crawford, 2006	16
Carl Crawford, 2005	15
Carl Crawford, 2010	13
Kevin Kiermaier, 2015	12
Carl Crawford, 2008	10
Akinori Iwamura, 2007	10
5 tied	9

Doubles

Aubrey Huff, 2003	47
Ben Zobrist, 2011	46
Evan Longoria, 2010	46
Evan Longoria, 2009	44
Evan Longoria, 2016	41
Julio Lugo, 2004	41
Jorge Cantú, 2005	40
Evan Longoria, 2013	39
Ben Zobrist, 2012	39
Randy Winn, 2002	39

Hits

Aubrey Huff, 2003	198
Carl Crawford, 2005	194
Delmon Young, 2007	186
Carl Crawford, 2009	185
Carl Crawford, 2004	185
Carl Crawford, 2010	184
Carl Crawford, 2007	184
Rocco Baldelli, 2003	184
Carl Crawford, 2006	183
Julio Lugo, 2005	182

Runs

Carl Crawford, 2010	110
Carl Crawford, 2004	104
Carl Crawford, 2005	101
Evan Longoria, 2009	100
Ben Zobrist, 2011	99
Carlos Peña, 2007	99
Evan Longoria, 2010	96
Carl Crawford, 2009	96
Carl Crawford, 2007	93
Aubrey Huff, 2004	92

RBI

Carlos Peña, 2007	121
Jorge Cantú, 2005	117
Evan Longoria, 2009	113
Aubrey Huff, 2003	107
Fred McGriff, 2000	106
Evan Longoria, 2010	104
Aubrey Huff, 2004	104
Fred McGriff, 1999	104
Carlos Peña, 2008	102
Carlos Peña, 2009	100

Walks

Carlos Peña, 2007	103
Ben Zobrist, 2012	97
Melvin Upton Jr., 2008	97
Carlos Peña, 2008	96
Ben Zobrist, 2010	92
Ben Zobrist, 2009	91
Fred McGriff, 2000	91
4 tied	87

CURRENT RAYS IN BOLD



BATTING LEADERS

Strikeouts

Carlos Peña, 2012	182
Steven Souza Jr., 2017	179
Melvin Upton Jr., 2012	169
Carlos Peña, 2008	166
Melvin Upton Jr., 2010	164
Carlos Peña, 2009	163
Evan Longoria, 2013	162
Melvin Upton Jr., 2011	161
Ben Grieve, 2001	159
Steven Souza Jr., 2016	159

Total Bases

Aubrey Huff, 2003	353
Evan Longoria, 2016	330
Evan Longoria, 2009	307
Carlos Peña, 2007	307
Evan Longoria, 2013	306
Carl Crawford, 2005	302
Carl Crawford, 2010	297
Jorge Cantú, 2005	297
Aubrey Huff, 2004	296
Fred McGriff, 1999	292

Extra-Base Hits

Aubrey Huff, 2003	84
Evan Longoria, 2016	81
Evan Longoria, 2009	77
Carlos Peña, 2007	76
Evan Longoria, 2013	74
Evan Longoria, 2010	73
Ben Zobrist, 2011	72
Jorge Cantú, 2005	69
Ben Zobrist, 2012	66
Carlos Peña, 2009	66

Sacrifice Flies

Evan Longoria, 2017	12
Ben Zobrist, 2010	12
Evan Longoria, 2010	10
John Flaherty, 1999	10
Evan Longoria, 2015	9
Matt Joyce, 2014	9
Evan Longoria, 2014	9
Carlos Peña, 2008	9
Jonny Gomes, 2006	9
Aubrey Huff, 2003	9

Stolen Bases

Carl Crawford, 2009	60
Carl Crawford, 2004	59
Carl Crawford, 2006	58
Carl Crawford, 2003	55
Carl Crawford, 2007	50
Carl Crawford, 2010	47
Carl Crawford, 2005	46
Melvin Upton Jr., 2008	44
Melvin Upton Jr., 2010	42
Melvin Upton Jr., 2009	42

Sacrifice Hits

Félix Martínez, 2000	12
Jason Bartlett, 2010	11
Miguel Cairo, 1998	11
Randy Winn, 1998	11
Nick Green, 2005	10
Dave Martinez, 1999	10
Desmond Jennings, 2014	9
Carl Crawford, 2006	9
Gerald Williams, 2000	9
Quinton McCracken, 1998	9

CURRENT RAYS IN **BOLD**

DID YOU KNOW?

162 LANDING

In 2012, the Rays introduced a new seating area to commemorate the team's dramatic clinching of the 2011 AL Wild Card in Game 162, the final day the regular season. 162 Landing is located off Left Field Street at the point where Evan Longoria's 12th-inning walk-off home run landed, clinching the Rays third postseason berth. The entrance to the area is open to the public, and includes a timeline chronicling the events at Tropicana Field and Oriole Park at Camden Yards from that historic evening. The area also features a screen with video highlights and interviews, as well as unique photos and displays, all surrounding Game 162. Fans can also reserve 162 Landing as an exclusive seating area holding between 75-136 people.



PITCHING LEADERS

ERA (min. 162 IP)

David Price, 2012	2.56
David Price, 2010	2.72
James Shields, 2011	2.82
Alex Cobb, 2014	2.87
Jeremy Hellickson, 2011	2.95
Jeremy Hellickson, 2012	3.10
David Price, 2014	3.11
Chris Archer, 2015	3.23
David Price, 2013	3.33
Chris Archer, 2014	3.33

Games

Randy Choate, 2010	85
Joel Peralta, 2013	80
Joel Peralta, 2012	76
Fernando Rodney, 2012	76
Shawn Camp, 2006	75
Jake McGee, 2014	73
Grant Balfour, 2009	73
Roberto Hernández, 1999	72
Jake McGee, 2013	71
Joel Peralta, 2011	71

Games Started

Chris Archer, 2017	34
Chris Archer, 2015	34
David Price, 2011	34
Scott Kazmir, 2007	34
8 tied	33

Innings Pitched

James Shields, 2011	249.1
James Shields, 2012	227.2
David Price, 2011	224.1
Tanyon Sturtze, 2002	224.0
James Shields, 2009	219.2
James Shields, 2008	215.0
James Shields, 2007	215.0
Chris Archer, 2015	212.0
David Price, 2012	211.0
David Price, 2010	208.2

Wins

David Price, 2012	20
David Price, 2010	19
Matt Moore, 2013	17
James Shields, 2011	16
James Shields, 2012	15
Matt Garza, 2010	15
Edwin Jackson, 2008	14
James Shields, 2008	14
Rolando Arrojo, 1998	14
5 tied	13

Losses

Chris Archer, 2016	19
Tanyon Sturtze, 2002	18
James Shields, 2010	15
Edwin Jackson, 2007	15
Mark Hendrickson, 2004	15
Bobby Witt, 1999	15
Tony Saunders, 1998	15
Wilson Álvarez, 1998	14
6 tied	13

Winning Pct. (min. 15 decisions)

Matt Moore, 2013	.810 (17-4)
David Price, 2012	.800 (20-5)
David Price, 2010	.760 (19-6)
Jeff Niemann, 2009	.684 (13-6)
Erasmó Ramirez, 2015	.647 (11-6)
James Shields, 2008	.636 (14-8)
Jake Odorizzi, 2016	.625 (10-6)
Jeff Niemann, 2011	.611 (11-7)
5 tied	.600

Strikeouts

Chris Archer, 2015	252
Chris Archer, 2017	249
Scott Kazmir, 2007	239
Chris Archer, 2016	233
James Shields, 2011	225
James Shields, 2012	223
David Price, 2011	218
David Price, 2012	205
David Price, 2014	189
Matt Garza, 2009	189

Saves

Fernando Rodney, 2012	48
Alex Colomé, 2017	47
Rafael Soriano, 2010	45
Roberto Hernández, 1999	43
Brad Boxberger, 2015	41
Danys Báez, 2005	41
Alex Colomé, 2016	37
Fernando Rodney, 2013	37
Roberto Hernández, 2000	32
Danys Báez, 2004	30

Complete Games

James Shields, 2011	11
Joe Kennedy, 2002	5
David Price, 2013	4
Tanyon Sturtze, 2002	4
Albie Lopez, 2000	4
6 tied	3

Shutouts

James Shields, 2011	4
Chris Archer, 2013	2
James Shields, 2012	2
Jeff Niemann, 2009	2
Matt Garza, 2008	2
James Shields, 2008	2
Bobby Witt, 1999	2
Rolando Arrojo, 1998	2
23 tied	1

Lowest Opp Avg. (min. 162 IP)

Jeremy Hellickson, 2011	.210
James Shields, 2011	.217
Chris Archer, 2015	.220
David Price, 2010	.221
David Price, 2012	.226
David Price, 2011	.230
Alex Cobb, 2014	.231
Jake Odorizzi, 2015	.231
Matt Garza, 2009	.233
Erasmó Ramirez, 2015	.236

CURRENT RAYS IN **BOLD**



Rays Records at Tropicana Field

BATTING LEADERS | ALL-TIME |

Batting Avg. (min. 500 PA)

Carl Crawford	.304
Akinori Iwamura	.297
Fred McGriff	.293
Jorge Cantú	.293
Jason Bartlett	.290
Aubrey Huff	.285
Randy Winn	.284
Rocco Baldelli	.284
James Loney	.280
Steve Cox	.275

Home Runs

Evan Longoria	129
Carlos Peña	85
Aubrey Huff	69
Melvin Upton Jr.	60
Ben Zobrist	55
Carl Crawford	53
Fred McGriff	52
Matt Joyce	31
Jonny Gomes	30
Brad Miller	28

RBI

Evan Longoria	419
Carl Crawford	298
Carlos Peña	243
Aubrey Huff	240
Ben Zobrist	232
Melvin Upton Jr.	215
Fred McGriff	180
Matt Joyce	137
Toby Hall	114
Randy Winn	111

CURRENT RAYS IN **BOLD**

BATTING LEADERS | SINGLE SEASON |

Batting Avg. (min. 200 PA)

Fred McGriff, 1999	.344
Carl Crawford, 2004	.332
Aubrey Huff, 2002	.328
Randy Winn, 2002	.325
Evan Longoria, 2010	.324
Carl Crawford, 2003	.319
Casey Kotchman, 2011	.315
Ben Zobrist, 2009	.312
Travis Lee, 2005	.312
Matt Joyce, 2011	.310

Home Runs

Carlos Peña, 2007	23
Brad Miller, 2016	22
Carlos Peña, 2009	19
Carlos Peña, 2010	18
Ben Zobrist, 2009	18
Ty Wigginton, 2006	18
Fred McGriff, 1999	18
4 tied	17

RBI

Jorge Cantú, 2005	61
Carlos Peña, 2007	59
Carlos Peña, 2008	57
Ben Zobrist, 2009	56
Aubrey Huff, 2004	55
Evan Longoria, 2009	54
Fred McGriff, 1999	54
Aubrey Huff, 2003	53
Carlos Peña, 2009	51
Evan Longoria, 2008	51

CURRENT RAYS IN **BOLD**

DID YOU KNOW?

FORMER RAYS TO MANAGE MAJOR LEAGUE TEAMS

Five former Rays players have gone on to manage major league teams, including four current skippers.

Name	Years as Rays Player	Managerial Career
Ozzie Guillén	2000	White Sox (2004-11), Marlins (2012)
Kevin Cash	2005	Rays (2015-current)
Mickey Callaway	1999, 2001	Mets (2018-current)
Gabe Kapler	2009-10	Phillies (2018-current)
Dave Martinez	1998-2000	Nationals (2018-current)



PITCHING LEADERS | ALL-TIME |

Wins

James Shields	47
David Price	35
Scott Kazmir	26
Alex Cobb	23
Chris Archer	22
Matt Moore	21
Jake Odorizzi	21
Matt Garza	20
Jeremy Hellickson	20
3 tied	18

ERA (min. 200 IP)

David Price	2.89
Alex Cobb	3.10
Chris Archer	3.18
Matt Garza	3.21
James Shields	3.34
Jake Odorizzi	3.38
Wade Davis	3.44
Jeremy Hellickson	3.59
Scott Kazmir	3.67
Albie Lopez	3.71

Strikeouts

James Shields	693
Chris Archer	557
David Price	551
Scott Kazmir	460
Jake Odorizzi	354
Alex Cobb	317
Matt Moore	271
Jeremy Hellickson	258
Matt Garza	250
Ryan Rupe	212

CURRENT RAYS IN **BOLD**

PITCHING LEADERS | SINGLE SEASON |

Wins

James Shields, 2011	9
David Price, 2010	9
James Shields, 2012	8
Matt Garza, 2010	8
David Price, 2009	8
Scott Kazmir, 2008	8
James Shields, 2008	8
8 tied	7

ERA (min. 50 IP)

David Price, 2012	1.81
Scott Kazmir, 2006	1.91
David Price, 2010	1.96
James Shields, 2011	2.36
Alex Cobb, 2017	2.46
Jeremy Hellickson, 2011	2.54
James Shields, 2008	2.59
Alex Cobb, 2014	2.59
Jake Odorizzi, 2014	2.62
Chris Archer, 2016	2.65

Strikeouts

Chris Archer, 2015	144
Scott Kazmir, 2007	137
Chris Archer, 2017	135
David Price, 2011	129
James Shields, 2012	128
James Shields, 2011	124
Chris Archer, 2016	123
James Shields, 2010	109
David Price, 2010	107
David Price, 2014	105

CURRENT RAYS IN **BOLD**

DID YOU KNOW?

PLAYERS INVITED TO SPRING TRAINING

1998: 73 players
1999: 76 players
2000: 69 players
2001: 69 players
2002: 69 players
2003: 73 players
2004: 63 players

2005: 64 players
2006: 63 players
2007: 58 players
2008: 56 players
2009: 62 players
2010: 57 players
2011: 59 players

2012: 59 players
2013: 66 players
2014: 64 players
2015: 62 players
2016: 64 players
2017: 65 players



Opponent All-Time Leaders vs. Rays

BATTING LEADERS

Batting Avg. (min. 250 PA)

Joe Mauer	.360
Iván Rodríguez	.351
Victor Martínez	.348
Bernie Williams	.330
Shea Hillenbrand	.329
Edgar Martínez	.327
Vladimir Guerrero	.324
Elvis Andrus	.324
Ramón Hernández	.319
Mookie Betts	.319

Home Runs

Álex Rodríguez	56
David Ortiz	53
Manny Ramírez	41
Carlos Delgado	32
Jason Giambi	32
José Bautista	31
Chris Davis	29
Mark Teixeira	27
Edwin Encarnación	25
Melvin Mora	25

Runs

Derek Jeter	184
Álex Rodríguez	157
David Ortiz	144
Johnny Damon	125
Manny Ramírez	112
Dustin Pedroia	105
Brian Roberts	101
Robinson Canó	99
Jason Giambi	95
Miguel Tejada	91

RBI

David Ortiz	178
Álex Rodríguez	160
Manny Ramírez	143
Derek Jeter	124
Jason Giambi	117
Jorge Posada	115
Johnny Damon	104
Robinson Canó	101
Hideki Matsui	99
Melvin Mora	91

Hits

Derek Jeter	317
David Ortiz	245
Álex Rodríguez	234
Robinson Canó	208
Johnny Damon	198
Manny Ramírez	178
Adam Jones	174
Dustin Pedroia	173
Brian Roberts	168
Jacoby Ellsbury	166

Stolen Bases

Jacoby Ellsbury	39
Brian Roberts	38
Johnny Damon	33
Derek Jeter	30
Brett Gardner	26
Rajai Davis	24
Álex Rodríguez	23
Coco Crisp	22
Ichiro Suzuki	21
3 tied	17

PITCHING LEADERS

ERA (min. 100 IP)

Mariano Rivera	1.69
Félix Hernández	1.94
Pedro Martínez	1.99
Orlando Hernández	2.54
Clay Buchholz	2.67
Jamie Moyer	2.78
David Wells	2.80
Josh Beckett	2.89
Jarrod Washburn	3.09
Derek Lowe	3.09

Strikeouts

CC Sabathia	274
Jon Lester	184
A.J. Burnett	180
Pedro Martínez	172
Roy Halladay	170
Mike Mussina	170
Andy Pettitte	170
Tim Wakefield	164
Josh Beckett	151
Chris Sale	143

Wins

Tim Wakefield	21
Mike Mussina	19
Andy Pettitte	17
CC Sabathia	16
John Lackey	13
Jon Lester	13
6 tied	12

Saves

Mariano Rivera	64
Jonathan Papelbon	26
Joe Nathan	18
Troy Percival	18
Zach Britton	17
Keith Foulke	16
Roberto Osuna	16
B.J. Ryan	16
Ugueth Urbina	16
Francisco Rodríguez	15

Games Started

CC Sabathia	45
Tim Wakefield	36
Mike Mussina	33
Andy Pettitte	33
Roy Halladay	31
Jon Lester	30
Mark Buehrle	28
A.J. Burnett	28
Chris Tillman	28
Sidney Ponson	27

Home Runs Allowed

CC Sabathia	40
Chris Tillman	29
Tim Wakefield	26
Jon Lester	25
Bartolo Colón	22
Andy Pettitte	21
Wei-Yin Chen	20
Roy Halladay	19
3 tied	18



Monthly Records

RAYS BY MONTH

YEAR	MARCH	APRIL	MAY	JUNE	JULY	AUG	SEP	OCT
1998	0-1	12-13	12-16	10-17	9-16	10-20	10-16	
1999		12-12	11-16	10-16	10-17	16-12	9-18	1-2
2000		9-15	8-19	15-11	12-14	15-15	9-18	1-0
2001		8-18	7-20	9-18	11-15	13-16	9-11	5-2
2002		9-15	9-19	10-17	7-20	11-18	9-17	
2003	1-0	9-17	11-16	5-21	14-12	13-16	10-17	
2004	1-1	6-13	11-17	20-6	11-17	10-18	9-18	2-1
2005		8-16	11-18	8-18	13-14	15-13	12-14	0-2
2006		11-14	10-18	14-13	9-17	9-19	8-19	0-1
2007		11-14	11-15	11-17	7-20	15-14	11-16	
2008	1-0	14-12	19-10	16-10	13-12	21-7	13-14	
2009		9-14	16-14	19-7	12-12	15-12	11-17	2-2
2010		17-6	17-12	11-14	19-7	17-12	13-14	2-1
2011		15-12	14-13	16-11	11-15	18-10	17-10	
2012		15-8	14-14	12-15	13-13	17-11	17-10	2-1
2013		12-14	18-10	13-15	21-5	11-15	17-12	
2014	1-0	10-16	12-17	13-16	17-6	13-16	11-14	
2015		12-10	14-15	16-12	9-16	14-13	12-15	3-1
2016		11-12	11-16	11-17	9-16	14-15	10-18	2-0
2017		12-14	17-13	13-13	12-13	13-15	12-14	1-0
Totals	4-2	222-265	253-308	252-284	239-277	280-287	229-302	21-13
	.667	.456	.451	.470	.463	.494	.431	.618

BATTING LEADERS

Hits, By Month

April	39	Rocco Baldelli *	2003
May	44	Corey Dickerson	2017
June	42	Randy Winn	2002
July	40	Julio Lugo	2005
Aug	50	Carl Crawford	2007
Sep	38	Carl Crawford	2010

Hits, Any Month

50	Carl Crawford	Aug	2007
44	Corey Dickerson	May	2017
	Aubrey Huff	Aug	2002
43	Carl Crawford	May	2009
42	Aubrey Huff	Aug	2003
	Randy Winn	June	2002

RBI, By Month

April	25	Ben Zobrist	2011
May	31	Evan Longoria	2009
June	27	Greg Vaughn	2001
July	27	Gerald Williams	2000
Aug	29	Carlos Peña	2008, 2009
Sep	29	Carlos Peña	2007

RBI, Any Month

31	Evan Longoria	May	2009
29	Carlos Peña	Aug	2009
	Carlos Peña	Aug	2008
	Carlos Peña	Sep	2007
28	Jorge Cantú	Aug	2005

Home Runs, By Month

April	11	Jonny Gomes	2006
May	10	Logan Morrison	2017
		Aubrey Huff	2003
June	9	Evan Longoria	2016
		José Canseco	1999
July	8	Carlos Peña	2007
		Aubrey Huff	2004, 2005
		Gerald Williams	2000
Aug	12	Carlos Peña	2009
Sep	13	Carlos Peña	2007

* ROOKIE



BATTING LEADERS

Home Runs, Any Month

13	Carlos Peña	Sep	2007
12	Melvin Upton Jr.	Sep	2012
	Carlos Peña	Aug	2009
11	Jonny Gomes	April	2006
10	Logan Morrison	May	2017
	Evan Longoria	Aug	2011
	Aubrey Huff	May	2003

Batting Avg., Best Months (min. 50 AB)

.422 (38 H/90 AB)	Fred McGriff	July	1999
.414 (36/87)	Matt Joyce	May	2011
.389 (28/72)	Jason Bartlett	Aug	2008
.388 (31/80)	Jason Bartlett	May	2009
.388 (50/129)	Carl Crawford	Aug	2007
.385 (37/96)	Aubrey Huff	Aug	2004
.382 (29/76)	Fred McGriff	June	2001
.380 (19/50)	Steve Pearce	June	2016

* ROOKIE

PITCHING LEADERS

Innings Pitched, By Month

April	46.1	James Shields	2011
May	47.1	James Shields	2007
June	47.1	Joe Kennedy	2002
July	48.1	David Price	2013
Aug	48.2	James Shields	2011
Sep	43.0	David Price	2010

Innings Pitched, Any Month

48.2	James Shields	Aug	2011
48.1	David Price	July	2013
47.1	James Shields	May	2007
	Joe Kennedy	June	2002
46.2	David Price	July	2014
46.1	James Shields	April	2011

Earned Run Average, Best Months (min. 25 IP)

0.73 (3 ER/37 IP)	Chris Archer *	July	2013
0.84 (3/32.1)	Chris Archer	April	2015
1.03 (3/26.1)	Jake Odorizzi	Sep	2017
1.06 (4/34)	Jeff Niemann	July	2011
1.13 (4/32)	Matt Moore	April	2013
1.22 (5/37)	Scott Kazmir	May	2008
1.27 (5/35.1)	Matt Garza	Aug	2010
1.36 (5/33)	Jeremy Hellickson *	May	2011
1.43 (6/37.2)	Julio Santana	Aug	1998
1.44 (4/25)	Erasmo Ramirez	June	2015
1.49 (6/36.1)	Alex Cobb	Aug	2014
1.50 (6/36)	Drew Smyly	Aug	2014

Strikeouts, By Month

April	43	Chris Archer	2016
May	58	Chris Archer	2017
June	54	David Price	2014
July	46	Chris Archer	2017
		James Shields	2012
Aug	50	Chris Archer	2015
		Scott Kazmir	2007
Sep	45	Drew Smyly	2015
		Scott Kazmir	2007

Wins, By Month

April	5	Matt Moore	2013
May	5	Scott Kazmir	2008
June	5	Jeremy Hellickson	2013
		David Price	2012
July	5	David Price	2013, 2014
Aug	4	Jake Odorizzi	2016
		Alex Cobb	2012
		Jeff Niemann	2011
		James Shields	2010, 2011
		Edwin Jackson	2008
		Scott Kazmir	2007
		Seth McClung	2005
		Wilson Álvarez	1999
		Jim Mecir	1998
Sep	4	Drew Smyly	2015
		David Price	2010, 2012
		Jake McGee *	2011

Saves, By Month

April	9	Al Reyes	2007
May	10	Alex Colomé	2017
		Brad Boxberger	2015
June	7	Alex Colomé	2016
		Danys Báez	2004
		Roberto Hernández	1998
July	11	Rafael Soriano	2010
Aug	11	Danys Báez	2005
Sep	10	Danys Báez	2005

* ROOKIE



Team & Individual Fielding Records

SINGLE SEASON & GAME

Most Double Plays, Team

198 1999

Most Outfield Assists, Team

47 1998

Best Fielding Pct., Team

.990 2013

Fewest Errors, Team

59 2013

Most Errors, Team

139 2001

Most Double Plays, Game

5 7/16/12 vs. CLE
9/16/06 at TOR
7/22/06 vs. BAL
6/9/04 vs. SF (10 inn.)
5/2/00 vs. TEX
8/16/99 at DET
5/18/99 at TEX
9/17/98 vs. NYY

Fewest Assists, Game

0# 5/17/03 at BAL
5/1/02 at MIN

Most Errors, Game

5 5/12/12 at BAL
4/15/01 vs. TOR
5/12/00 vs. TOR

Most Errors, Inning

4 4/27/14 at CWS
3 5/12/17 at BOS
5/12/14 at SEA
5/12/12 at BAL
7/2/07 at CLE
7/2/06 at WAS
6/5/03 at CHC
5/16/02 at NYY
9/5/01 at SEA
8/14/00 at BOS

Most Errors, Game, Both Clubs

7 5/12/12, TB (5) at TOR (2)

Most Consecutive Errorless Games

10 7/28/11 thru 8/7/11
8/24/10 thru 9/4/10
4/23/08 thru 5/3/08

Most Consecutive Games with an Error

11 8/29/04 thru 9/11/04

Most Passed Balls, Game

2 (12x), last 5/30/13 at MIA

Most Outfield Assists, Individual, Season

18 Quinton McCracken, 1998

Most Outfield Assists, Individual, Inning

2 J. Gomes, 9/6/05 at NYY
R. Baldelli, 8/12/04 at BOS

Most Outfield Assists, Game

2 (19x), last Kevin Kiermaier,
9/9/2016 at NYY

Most Caught Stealing, Game

3 J. Jaso, 5/30/10 vs. CWS
D. Navarro, 7/16/06 at LAA
T. Hall, 7/13/02 vs. SEA
J. Flaherty, 7/16/99 vs. NYM

Most Infield Assists, 9-Inning Game

10 Miguel Cairo (2x),
8/7/00 vs. MIN;
7/31/98 vs. DET

Most Errors, Game

3 E. Longoria, 4/17/12 at TOR
S. Rodriguez, 5/30/11 vs. TEX
D. Navarro, 6/6/09 at NYY
J. Wilson, 9/1/07 at NYY
A. Gonzalez, 7/20/05 at BOS
J. Smith, 7/19/02 at TOR
K. Stocker, 5/12/00 vs. TOR

TIES MODERN MAJOR
LEAGUE RECORD



SINGLE-SEASON FIELDING LEADERS

CATCHERS

Putouts		
837	Dioner Navarro	2008
814	Dioner Navarro	2007
759	Toby Hall	2005
752	René Rivera	2015
732	Dioner Navarro	2009

Assists		
87	John Flaherty	1999
67	Dioner Navarro	2007
60	René Rivera	2015
	Toby Hall	2003
55	Dioner Navarro	2008

Errors		
14	Dioner Navarro	2007
11	René Rivera	2015
9	Toby Hall	2005
	Toby Hall	2003
8	Mike DiFelice	2000

Fielding Pct. (Qualifiers)		
.996	José Lobaton	2013
.994	5 tied	

THIRD BASEMEN

Putouts		
127	Evan Longoria	2010
124	Evan Longoria	2011
121	Evan Longoria	2014
112	Evan Longoria	2009
109	Evan Longoria	2015

Assists		
302	Evan Longoria	2009
279	Evan Longoria	2013
276	Evan Longoria	2010
267	Evan Longoria	2017
262	Evan Longoria	2014

Errors		
15	Aubrey Huff	2001
14	Evan Longoria	2011
	Evan Longoria	2010
	Alex Gonzalez	2005
	Jared Sandberg	2002

Fielding Pct. (Qualifiers)		
.976	Evan Longoria	2015
.975	Evan Longoria	2016
	Akinori Iwamura	2007
.972	Evan Longoria	2013
.970	Evan Longoria	2009

FIRST BASEMEN

Putouts		
1,300	Fred McGriff	2000
1,223	Travis Lee	2003
1,203	James Loney	2013
1,182	Carlos Peña	2012
1,150	Fred McGriff	1998

Assists		
130	Carlos Peña	2007
106	Carlos Peña	2008
100	Travis Lee	2003
98	James Loney	2013
95	Carlos Peña	2012

Errors		
13	Fred McGriff	1999
10	Carlos Peña	2009
	Fred McGriff	2000
9	James Loney	2014
	Fred McGriff	2001

Fielding Pct. (Qualifiers)		
.998	Casey Kotchman	2011
	Carlos Peña	2008
	Travis Lee	2006
	Travis Lee	2003
.997	Tino Martinez	2004

SHORTSTOPS

Putouts		
310	Julio Lugo	2005
236	Julio Lugo	2004
229	Chris Gomez	2002
211	Julio Lugo	2003
208	Yunel Escobar	2013

Assists		
424	Julio Lugo	2005
422	Julio Lugo	2004
395	Yunel Escobar	2013
368	Félix Martínez	2000
356	Chris Gomez	2002

Errors		
25	Julio Lugo	2004
24	Julio Lugo	2005
20	Jason Bartlett	2009
17	Julio Lugo	2003
16	3 tied	

Fielding Pct. (Qualifiers)		
.989	Yunel Escobar	2013
.980	Chris Gomez	2002
	Asdrúbal Cabrera	2015
.979	Kevin Stocker	1998
.977	Jason Bartlett	2010

SECOND BASEMEN

Putouts		
284	Akinori Iwamura	2008
278	Miguel Cairo	1998
253	Brent Abernathy	2002
251	Miguel Cairo	1999
218	2 tied	

Assists		
429	Miguel Cairo	1998
397	Akinori Iwamura	2008
377	Miguel Cairo	1999
350	Marlon Anderson	2003
332	Ben Zobrist	2013

Errors		
16	Miguel Cairo	1998
15	Marlon Anderson	2003
13	Jorge Cantú	2006
12	Melvin Upton Jr.	2007
	Brent Abernathy	2002

Fielding Pct. (Qualifiers)		
.993	Ben Zobrist	2013
.990	Akinori Iwamura	2008
.989	Ben Zobrist	2011
.986	Miguel Cairo	1999
.985	Logan Forsythe	2015

OUTFIELDERS

Putouts		
437	Rocco Baldelli	2003
412	Kevin Kiermaier	2015
397	Melvin Upton Jr.	2010
394	Randy Winn	2002
382	Melvin Upton Jr.	2011

Assists		
18	Quinton McCracken	1998
16	Melvin Upton Jr.	2008
	Delmon Young	2007
15	Kevin Kiermaier	2015
14	Rocco Baldelli	2003

Errors		
10	José Cruz Jr.	2004
8	Rocco Baldelli	2004
7	Melvin Upton Jr.	2008
	Delmon Young	2007
6	8 tied	

Fielding Pct. (Qualifiers)		
1.000	Desmond Jennings	2014
	Desmond Jennings	2012
	Ben Zobrist	2010
.995	Gabe Gross	2008
	Carl Crawford	2005



CAREER STARTS BY POSITION

Catcher

Toby Hall	550
John Flaherty	442
Dioner Navarro	416
José Molina	237
Mike DiFelice	234

First Base

Carlos Peña	666
Fred McGriff	482
James Loney	383
Travis Lee	338
Steve Cox	201

Second Base

Ben Zobrist	485
Miguel Cairo	349
Logan Forsythe	299
Akinori Iwamura	215
Jorge Cantú	210

Shortstop

Julio Lugo	485
Jason Bartlett	380
Yunel Escobar	283
Kevin Stocker	219
Ben Zobrist	196

Third Base

Evan Longoria	1,336
Aubrey Huff	272
Jared Sandberg	173
Wade Boggs	147
Bobby Smith	136

Left Field

Carl Crawford	1,127
Desmond Jennings	207
Greg Vaughn	159
Corey Dickerson	156
Matt Joyce	155

Center Field

Melvin Upton Jr.	794
Rocco Baldelli	374
Kevin Kiermaier	358
Randy Winn	326
Desmond Jennings	306

Right Field

Steven Souza Jr.	345
Matt Joyce	303
Ben Zobrist	250
Aubrey Huff	198
Dave Martinez	191

DID YOU KNOW?

ALL-STAR GAMES

The 2018 All-Star Game will be held on Tuesday, July 17 at Nationals Park in Washington, D.C. It is the first time the Nationals have hosted the Midsummer Classic, leaving the Rays as the only current club yet to host one.

All-Star Week will feature some new twists to the schedule this season. There will be no ESPN Sunday Night Baseball game on the Sunday before the All-Star Game, as stipulated in last winter's update to the Collective Bargaining Agreement. On Thursday, July 19, the Cardinals and Cubs will play at Wrigley Field with the other 28 clubs resuming play on Friday. Previously, the baseball schedule was clear the Thursday following the All-Star Game.

The 2019 All-Star Game will be played at Progressive Field in Cleveland.



Home Run Records

RAYS GRAND SLAMS : 64

PLAYER	GAME	PITCHER
P. Sorrento	5/3/98 at CLE	C. Nagy
P. Sorrento (2)	6/27/98 at PHI	C. Schilling
W. Boggs	9/13/98 vs. TEX	E. Loaiza
T. Lowery	8/18/99 at DET	D. Borkowski
R. Winn	10/3/99 vs. NYY	J. Juden
F. McGriff	4/3/00 at MIN	B. Radke
F. McGriff (2)	5/17/00 at TEX	D. Davis
J. Guillén	6/25/00 at TEX	K. Rogers
S. Cox	6/27/00 vs. TOR	K. Escobar
B. Grieve	6/12/01 vs. PHI	E. Oropesa
G. Vaughn	6/26/01 at BOS	R. Arroyo
G. Vaughn (2)	7/22/01 vs. TEX	P. Mahomes
B. Grieve (2)	7/27/01 at TEX	R. Bell
R. Winn (2)	4/4/02 vs. DET	J. Miller
J. Flaherty	5/28/02 vs. SEA	J. Pineiro
J. Sandberg	7/30/02 vs. BAL	J. Stephens
J. Lugo	6/13/03 vs. PIT	B. Boehringer
M. Anderson	6/24/03 vs. NYY	A. Reyes
D. Rolls	7/24/03 at BOS	C. Fox
R. Baldelli	7/22/04 at MIN	J. Rincón
T. Hall	8/4/04 vs. BOS	B. Arroyo
E. Perez	6/8/05 at CIN	E. Milton
A. Huff	7/22/05 vs. BAL	B. Chen
A. Huff (2)	7/26/05 vs. BOS	C. Bradford
J. Gomes	4/12/06 vs. BAL	S. Rleal
J. Cantú	7/21/06 vs. BAL	A. Loewen
C. Crawford	4/24/07 vs. NYY	M. Myers
C. Peña	6/12/07 vs. SD	D. Brocail
D. Navarro	7/20/07 at NYY	E. Ramirez
J. Gomes (2)	8/7/07 at DET	J. Grilli
C. Peña	9/5/07 vs. BAL	F. Cabrera
J. Velandia	9/25/07 vs. NYY	B. Bruney

PLAYER	GAME	PITCHER
D. Navarro (2)	5/8/08 at TOR	S. Camp
C. Crawford	6/19/08 vs. CHC	S. Eyre
E. Longoria	7/19/08 vs. TOR	R. Halladay
B. Zobrist	8/29/08 vs. BAL	F. Cabrera
B. Zobrist	9/13/08 at NYY	S. Ponson
C. Peña	4/13/09 vs. NYY	J. Albaladejo
B. Zobrist	4/17/09 vs. CWS	M. Thornton
E. Longoria	5/1/09 vs. BOS	J. Masterson
B. Zobrist	6/3/09 vs. KC	B. Bannister
G. Zaun	8/16/09 vs. TOR	B. League
C. Crawford (3)	6/2/10 at TOR	S. Downs
C. Peña	6/8/10 vs. TOR	R. Lewis
M. Joyce	7/3/10 at MIN	M. Guerrier
M. Joyce	7/26/10 vs. DET	M. Scherzer
J. Bartlett	8/5/10 vs. MIN	R. Mahay
K. Shoppach	8/14/10 vs. BAL	B. Matusz
B. Hawpe	9/11/10 at TOR	R. Romero
B. Zobrist (5)	7/15/11 vs. BOS	A. Miller
M. Upton Jr.	9/11/11 vs. BOS	M. Albers
C. Peña (5)	4/6/12 vs. NYY	C. Sabathia
L. Scott	4/18/12 at TOR	C. Villanueva
M. Joyce	5/19/12 vs. ATL	R. Delgado
M. Joyce (4)	5/25/12 at BOS	J. Lester
E. Longoria (3)	5/6/13 vs. TOR	M. Buehrle
W. Myers	6/22/13 at NYY	C. Sabathia
K. Kiermaier	7/9/14 vs. KC	Y. Ventura
J. Butler	10/4/15 vs. TOR	M. Buehrle
C. Dickerson	5/11/16 at SEA	T. Walker
L. Morrison	4/14/17 at BOS	R. Porcello
S. Rasmus	5/10/17 vs. KC	P. Moylan
S. Souza Jr.	6/18/17 at DET	B. Farmer
W. Ramos	9/22/17 at BAL	U. Jimenez

INSIDE-THE-PARK HOME RUNS | RAYS : 14, OPPONENTS : 9 |

PLAYER	GAME	PITCHER
D. Martinez, TB	7/10/98 vs. NYY	H. Irabu
T. Walker, MIN	9/5/99 at TB	R. Rupe
R. Winn, TB	10/3/99 vs. NYY	J. Juden
P. Konerko, CWS	4/11/00 at TB	E. Yan
L. Alicea, TEX	6/23/00 at TEX	C. Lidle
C. Gomez, TB	8/28/01 vs. SEA	R. Franklin
R. Winn, TB	5/8/02 vs. NYY	R. Clemens
A. Berroa, KC	8/1/03 at KC	J. Kennedy
A. Guiel, KC	8/1/03 at KC	G. González
R. Sánchez, TB	6/11/04 vs. COL	S. Chacon
C. Crawford, TB	4/6/05 vs. TOR	J. Towers
A. Berroa, KC	5/15/05 at KC	M. Hendrickson

PLAYER	GAME	PITCHER
C. Crawford, TB	4/13/07 at MIN	J. Santana
C. Crawford, TB	7/20/09 at CWS	G. Floyd
E. Longoria, TB	6/12/11 at BAL	J. Accardo
B. Zobrist, TB	9/25/11 vs. TOR	B. Cecil
W. Myers, TB	5/4/14 at NYY	C. Sabathia
K. Kiermaier, TB	5/31/14 at BOS	A. Wilson
D. DeJesus, TB	9/7/14 vs. BAL	B. Norris
L. Forsythe, TB	7/8/15 at KC	J. Guthrie
J. Dyson, KC	7/8/15 at KC	C. Archer
E. Nuñez, MIN	6/2/16 at MIN	M. Moore
E. Carrera, TOR	5/6/17 vs. TOR	J. Odorizzi



RAYS PINCH-HIT HOME RUNS : 49

PLAYER	GAME	PITCHER
P. Sorrento	5/28/98 vs. SEA	S. Gajkowski
P. Sorrento (GS) (2)	6/27/98 at PHI	C. Schilling
B. Trammell	9/19/98 vs. TOR	C. Almanzar
B. Trammell	4/7/00 vs. CLE	B. Witt
B. Trammell	4/22/00 vs. ANA	K. Mercker
B. Trammell (4)	6/4/00 at NYM	R. Rodríguez
R. Winn	4/14/01 at BAL	R. Kohlmeier
R. Winn (GS) (2)	4/4/02 vs. DET	M. Miller
J. Conti	7/31/02 vs. BAL	Y. Perez
T. Shumpert	3/31/03 vs. BOS	A. Embree
A. Martin	7/20/03 vs. TEX	R. Drese
M. Anderson	8/30/03 at OAK	C. Bradford
R. Fick	4/9/04 vs. BAL	J. Julio
E. Perez	4/22/05 vs. BOS	A. Embree
J. Gomes	4/30/05 at BAL	B. Ryan
T. Lee	6/13/05 vs. MIL	R. Bottalico
T. Lee (2)	8/14/05 at CLE	B. Wickman
G. Norton	5/6/06 at OAK	J. Duchscherer
A. Upton Jr.	9/8/07 vs. TOR	J. Accardo
J. Gomes (2)	6/28/08 at PIT	D. Marte
R. Baldelli	9/6/08 at TOR	B. Ryan
D. Johnson	9/9/08 at BOS	J. Papelbon
B. Zobrist (GS)	4/17/09 vs. CWS	M. Thornton
B. Zobrist	4/28/09 at MIN	J. Nathan
B. Zobrist (3)	5/ 21/09 vs. OAK	A. Bailey

PLAYER	GAME	PITCHER
G. Kapler	6/12/09 vs. WAS	R. Villone
G. Zaun (GS)	8/16/09 vs. TOR	B. League
G. Kapler (2)	8/28/09 at DET	B. Seay
W. Aybar	9/28/09 vs. BAL	M. Albers
W. Aybar	6/29/10 at BOS	H. Okajima
M. Joyce (GS)	7/3/10 at MIN	M. Guerrier
J. Bartlett (GS)	8/5/10 vs. MIN	R. Mahay
R. Baldelli (2)	9/5/10 at BAL	M. González
W. Aybar (3)	9/14/10 vs. NYY	B. Logan
D. Johnson (2)	9/28/11 vs. NYY	C. Wade
B. Allen	4/26/12 vs. LAA	J. Walden
L. Scott	4/27/12 at TEX	M. Lowe
J. Keppinger	6/30/12 vs. DET	J. Benoit
C. Peña	8/18/12 at LAA	K. Jepsen
J. Loney	9/23/13 vs. BAL	T. Hunter
S. Rodríguez	5/25/14 vs. BOS	C. Breslow
J. Sands	6/16/14 vs. BAL	B. Matusz
T. Beckham	4/11/15 at MIA	M. Dunn
T. Beckham (2)	4/16/15 at TOR	A. Loup
B. Guyer	5/8/15 vs. TEX	A. Claudio
B. Guyer (2)	9/20/15 vs. BAL	Z. Britton
T. Motter	5/17/16 at TOR	D. Storen
L. Morrison	8/19/17 vs. SEA	E. Diaz
T. Plouffe	9/28/17 at NYY	C. Shreve

LONGEST HOME RUNS AT TROPICANA FIELD

DISTANCE	PLAYER	DATE & OPPONENT	LOCATION
482 feet *	SEA Nelson Cruz	Aug 18, 2017	LF (Party Deck)
478 feet	TB Vinny Castilla	April 4, 2001 vs. BOS	LF (Party Deck)
474 feet	TB Jonny Gomes	July 9, 2005 vs. DET	CF (Batter's Eye Roof)
473 feet	TB Evan Longoria	April 6, 2010 vs. BAL	LF (Party Deck)
472 feet	TEX Ivan Rodríguez	July 22, 2001	LF
472 feet	TB José Canseco	April 22, 2000 vs. ANA	CF (C-Ring Catwalk)
471 feet *	NY Yankees Alex Rodríguez	April 17, 2015	LC (Captain Morgan Deck)
470 feet	ANA Troy Glaus	April 21, 2000	LF (C-Ring Catwalk)
468 feet *	MIA Marcell Ozuna	May 3, 2017	LC (Party Deck)
468 feet	TB Fred McGriff	May 5, 1999 vs. KC	RC (D-Ring Catwalk)

* PER MLB STATCAST. DISTANCES WERE ESTIMATED BY RAYS PR STAFF PRIOR TO THE INTRODUCTION OF STATCAST IN 2015.



RAYS LEADOFF HOME RUNS : 82

PLAYER	GAME	PITCHER
D. Martinez	5/11/98 vs. CLE	D. Burba
Q. McCracken	6/15/98 vs. TOR	W. Williams
M. Cairo	7/20/99 vs. PHI	P. Byrd
G. Williams	4/3/00 at MIN	B. Radke
G. Williams	5/15/00 at TEX	D. Oliver
G. Williams	6/23/00 at TEX	R. Helling
G. Williams (4)	7/21/00 at NYY	D. Gooden
R. Winn	7/16/01 at ATL	J. Marquis
R. Winn	6/9/02 vs. SD	B. Jones
R. Winn	6/11/02 vs. LAD	O. Daal
R. Winn	7/7/02 at ANA	R. Ortiz
R. Winn (5)	7/13/02 vs. SEA	J. Baldwin
J. Lugo	8/23/03 vs. CLE	C. Sabathia
C. Crawford	4/16/04 vs. CWS	D. Wright
C. Crawford	7/21/04 at MIN	B. Radke
C. Crawford	8/20/04 vs. OAK	R. Harden
C. Crawford	9/14/04 at BOS	P. Martínez
C. Crawford	7/5/05 at CWS	F. García
J. Lugo	8/13/05 at CLE	S. Elarton
J. Lugo	8/31/05 at BOS	T. Wakefield
J. Lugo (4)	6/16/06 at PHI	C. Hamels
D. Hollins	8/4/06 vs. BOS	C. Schilling
R. Baldelli	8/11/06 at OAK	D. Haren
R. Baldelli	8/30/06 at CWS	J. Garland
R. Baldelli	9/2/06 vs. SEA	C. Baek
R. Baldelli	9/13/06 at NYY	C. Lidle
R. Baldelli	9/22/06 vs. NYY	C. Wang
D. Hollins (2)	10/1/06 at CLE	C. Lee
C. Crawford (6)	4/7/07 vs. TOR	T. Ohka
R. Baldelli (6)	4/18/07 vs. BAL	E. Bedard
E. Dukes	5/16/07 vs. TEX	V. Padilla
E. Dukes (2)	5/19/07 vs. FLA	D. Willis
M. Upton Jr.	5/23/07 vs. SEA	M. Batista
A. Iwamura	6/19/07 at ARI	D. Davis
A. Iwamura	6/23/07 vs. LAD	R. Wolf
A. Iwamura	5/15/08 vs. NYY	I. Kennedy
A. Iwamura (4)	6/3/08 at BOS	J. Masterson
M. Upton Jr.	6/30/08 vs. BOS	J. Masterson
J. Bartlett	5/7/09 at NYY	A. Pettitte
M. Upton Jr.	6/30/09 at TOR	S. Richmond
J. Bartlett	9/9/09 at NYY	J. Chamberlain

PLAYER	GAME	PITCHER
J. Bartlett (3)	5/19/10 at NYY	A. Burnett
M. Upton Jr.	6/24/10 vs. SD	W. LeBlanc
M. Upton Jr.	8/23/10 at LAA	S. Kazmir
J. Jaso	8/25/10 at LAA	D. Haren
J. Jaso	9/4/10 at BAL	J. Guthrie
J. Damon	6/12/11 at BAL	B. Matusz
M. Joyce	8/22/11 vs. DET	J. Verlander
D. Jennings	8/28/11 at TOR	B. Morrow
D. Jennings	4/24/12 vs. LAA	E. Santana
M. Upton Jr.	6/17/12 vs. MIA	J. Johnson
D. Jennings	7/25/12 at BAL	M. González
D. Jennings	8/12/12 at MIN	S. Diamond
M. Upton Jr.	9/9/12 vs. TEX	R. Oswalt
M. Upton Jr. (8)	9/12/12 at BAL	M. González
D. Jennings	4/16/13 at BAL	J. Arrieta
D. Jennings	4/18/13 at BAL	M. González
M. Joyce	6/10/13 vs. BOS	J. Lackey
M. Joyce	6/14/13 vs. KC	L. Mendoza
B. Zobrist	8/13/13 vs. SEA	E. Ramirez
D. DeJesus	9/22/13 vs. BAL	S. Feldman
M. Joyce (4)	9/24/13 at NYY	H. Kuroda
D. Jennings (7)	6/28/14 at BAL	W. Chen
B. Guyer	4/26/15 vs. TOR	M. Buehrle
B. Guyer	8/2/15 at BOS	W. Miley
B. Guyer	9/21/15 at BOS	E. Rodríguez
J. Jaso (3)	10/3/15 vs. TOR	M. Estrada
B. Guyer (4)	5/15/16 vs. OAK	S. Gray
S. Souza Jr.	5/20/16 at DET	A. Sanchez
L. Forsythe	7/29/16 vs. NYY	I. Nova
L. Forsythe	8/9/16 at TOR	M. Estrada
L. Forsythe (3)	9/6/16 vs. BAL	Y. Gallardo
C. Dickerson	4/5/17 vs. NYY	M. Pineda
C. Dickerson	4/21/17 vs. HOU	M. Fiers
C. Dickerson	4/24/17 at BAL	U. Jiménez
C. Dickerson	5/20/17 vs. NYY	M. Tanaka
C. Dickerson	5/22/17 vs. LAA	J. Ramírez
C. Dickerson (6)	6/3/17 at SEA	S. Gaviglio
P. Bourjos	7/29/17 at NYY	C. Smith
K. Kiermaier	8/20/17 vs. SEA	Y. Gallardo
K. Kiermaier	9/12/17 vs. NYY	S. Gray
K. Kiermaier (3)	9/24/17 at BAL	C. Tillman



Attendance Records

ATTENDANCE MILESTONES

Most Tropicana Field Sellouts, Season
8 2008

Most Consecutive Sellouts (Home)
3 7/30/10 thru 8/1/10 vs. NYY

Largest Crowd (Home)
45,369 3/31/98 vs. DET (Inaugural Game)

Largest Crowd (Road)
55,771 4/5/02 at NYY

Largest 3-Game Series (Home)
122,896 6/30/98 thru 7/2/98 vs. ATL

Largest 4-Game Series (Home)
166,711 7/9/98 thru 7/12/98 vs. NYY

Largest 3-Game Series (Road)
161,935 9/13/08 thru 9/14/08 at NYY

Largest 4-Game Series (Road)
216,099 7/20/07 thru 7/22/07 at NYY

ATTENDANCE YEAR-BY-YEAR

YEAR	HOME ATT.	AVG.
1998	2,506,023	30,939
1999	1,696,294	20,942
2000	1,549,052	19,363
2001	1,298,365	16,029
2002	1,065,762	13,157
2003	1,058,677	13,070
2004	1,275,011	16,139
2005	1,141,669	14,095
2006	1,368,950	16,901
2007	1,387,603	17,131

YEAR	HOME ATT.	AVG.
2008	1,811,986	22,370
2009	1,874,962	23,148
2010	1,864,999	23,025
2011	1,529,188	18,879
2012	1,559,681	19,255
2013	1,510,300	18,646
2014	1,446,464	17,858
2015	1,247,668	15,403
2016	1,286,163	15,879
2017	1,253,619	15,670

REGULAR-SEASON SELLOUTS AT TROPICANA FIELD : 39

DATE	ATT.	SCORE
March 31, 1998 vs. DET *	45,369	L, 6-11
April 6, 2004 vs. NYY *	41,744	W, 9-4
July 19, 2004 vs. NYY	41,755	W, 9-7
April 10, 2006 vs. BAL *	40,199	L, 3-6
April 6, 2007 vs. TOR *	38,437	W, 6-5
July 14, 2007 vs. NYY	36,048	L, 4-6
July 15, 2007 vs. NYY	36,048	L, 6-7
July 28, 2007 vs. BOS	36,048	L, 6-12 (12)
April 8, 2008 vs. SEA *	36,048	L, 5-6
April 26, 2008 vs. BOS	36,048	W, 2-1
May 31, 2008 vs. CWS	36,048	W, 2-0
July 2, 2008 vs. BOS	36,048	W, 7-6
Aug 2, 2008 vs. DET	36,048	W, 9-3
Sep 17, 2008 vs. BOS	36,048	W, 10-3
Sep 20, 2008 vs. MIN	36,048	W, 7-2
Sep 21, 2008 vs. MIN	36,048	L, 1-4
April 13, 2009 vs. NYY *	36,973	W, 15-5
April 14, 2009 vs. NYY	36,973	L, 2-7
Aug 1, 2009 vs. KC	36,973	W, 7-1
Sep 5, 2009 vs. DET	36,973	L, 6-8

DATE	ATT.	SCORE
April 6, 2010 vs. BAL *	36,973	W, 4-3
July 30, 2010 vs. NYY	36,973	W, 3-2
July 31, 2010 vs. NYY	36,973	L, 4-5
Aug 1, 2010 vs. NYY	36,973	W, 3-0
Aug 28, 2010 vs. BOS	36,973	W, 3-2 (10)
Sep 29, 2010 vs. BAL **	36,973	L, 0-2
April 1, 2011 vs. BAL *	34,078	L, 1-4
April 6, 2012 vs. NYY *	34,078	W, 7-6
April 7, 2012 vs. NYY	34,078	W, 8-6
April 2, 2013 vs. BAL *	34,078	L, 4-7
Aug 4, 2013 vs. SF	34,078	W, 4-3
Aug 25, 2013 vs. NYY	34,078	L, 2-3 (11)
March 31, 2014 vs. TOR *	31,042	W, 9-2
Aug 16, 2014 vs. NYY	31,042	L, 2-3
April 6, 2015 vs. BAL *	31,042	L, 2-6
Aug 8, 2015 vs. NYM	31,042	W, 5-4
April 3, 2016 vs. TOR *	31,042	L, 3-5
June 17, 2016 vs. SF	40,135	L, 1-5
April 2, 2017 vs. NYY *	31,042	W, 7-3

* HOME OPENER
** RAYS GAVE AWAY 20,000 TICKETS



Miscellaneous Records

RAYS COMPLETE-GAME SHUTOUTS : 41

PITCHER	GAME	HITS
R. Arrojo	April 30, 1998 at MIN	3
R. Arrojo (2)	May 6, 1998 at KC	3
B. Witt	June 27, 1999 vs. TOR	3
B. Witt (2)	July 26, 1999 vs. ANA	4
S. Trachsel	May 6, 2000 at BOS	3
A. Lopez	Aug 8, 2000 vs. MIN	4
T. Harper	Sep 24, 2000 at TOR	2
A. Lopez (2)	April 13, 2001 at BAL	3
J. Kennedy	May 21, 2002 at SEA	4
J. Kennedy (2)	May 2, 2003 at DET	1
D. Waechter	Sep 3, 2003 vs. SEA	2
J. Sosa	Sep 4, 2003 vs. SEA	4
M. Hendrickson	April 7, 2006 at BAL	3
S. Kazmir	July 3, 2006 vs. BOS	2
E. Jackson	Aug 11, 2007 at TEX	4
A. Sonnanstine	April 19, 2008 vs. CWS	3
J. Shields	April 27, 2008 vs. BOS	2
J. Shields	May 9, 2008 vs. LAA	1
M. Garza	July 29, 2008 at TOR	5
M. Garza	Aug 15, 2008 at TEX	2
J. Niemann	June 3, 2009 vs. KC	2

PITCHER	GAME	HITS
J. Niemann	July 10, 2009 vs. OAK	7
W. Davis	Sep 17, 2009 vs. BAL	4
D. Price	April 25, 2010 vs. TOR	4
J. Niemann (3)	June 8, 2010 vs. TOR	2
M. Garza (3)	July 26, 2010 vs. DET	0
J. Shields	April 24, 2011 at TOR	4
J. Hellickson	May 13, 2011 vs. BAL	4
J. Shields	May 22, 2011 at FLA	3
J. Shields	June 14, 2011 vs. BOS	5
J. Shields	Aug 9, 2011 vs. KC	6
D. Price (2)	April 24, 2012 vs. LAA	5
J. Shields	July 31, 2012 at OAK	3
A. Cobb	Aug 23, 2012 vs. OAK	4
J. Shields (8)	Sep 9, 2012 vs. TEX	2
C. Archer	July 14, 2013 vs. HOU	5
M. Moore	July 22, 2013 at BOS	2
C. Archer	July 27, 2013 at NYY	2
D. Smyly	Aug 22, 2014 at TOR	2
C. Archer (3)	Aug 20, 2015 at HOU	1
M. Andriese	May 14, 2016 vs. OAK	2

RAYS LONGEST HITTING STREAKS

GMS	PLAYER	DATES
19	Jason Bartlett	5/15/09 thru 6/25/09
18	Q. McCracken	8/18/98 thru 9/10/98
17	Aubrey Huff	8/23/02 thru 9/10/02
16	James Loney	6/19/13 thru 7/5/13
16	Evan Longoria	5/6/13 thru 5/22/13
16	Johnny Damon	4/8/11 thru 4/28/11
16	Ben Zobrist	9/27/09 thru 4/13/10
16	Aaron Ledesma	9/15/98 thru 5/14/99
15	Sean Rodriguez	5/29/10 thru 6/15/10
15	Aubrey Huff	5/22/04 thru 6/8/04
14	Ben Zobrist	4/23/11 thru 5/8/11
14	Carlos Peña	7/1/07 thru 7/18/07
14	Fred McGriff	4/28/00 thru 5/13/00
13	Kevin Kiermaier	8/27/16 thru 9/9/16
13	Luke Scott	7/5/13 thru 7/21/13

GMS	PLAYER	DATES
13	Carl Crawford	6/21/09 thru 7/5/09
13	Carl Crawford	7/26/08 thru 4/8/09
13	Delmon Young	6/15/07 thru 6/28/07
13	Ty Wigginton	6/6/07 thru 6/19/07
13	Carl Crawford	7/7/04 thru 7/22/04
13	Carl Crawford	8/31/03 thru 9/13/03
13	Aubrey Huff	8/21/03 thru 9/4/03
13	Aubrey Huff	8/4/03 thru 8/17/03
13	Rocco Baldelli	3/31/03 thru 4/16/03
13	Randy Winn	6/5/02 thru 6/19/02
13	Tony Graffanino	9/10/99 thru 4/9/00
13	John Flaherty	8/7/99 thru 8/27/99
13	Dave Martinez	5/26/99 thru 6/9/99
13	Wade Boggs	6/5/98 thru 6/20/98



RAYS IN 1-0 GAMES : 28-29

GAME	RESULT	WINNER	LOSER	HOW RUN SCORED
April 22, 1999 vs. BAL	Win	T. Saunders	S. Ponson	Boggs sac fly
April 23, 2000 vs. ANA	Win	D. Eiland	J. Dickson	Kennedy throwing error
May 6, 2000 at BOS	Win	S. Trachsel	P. Martínez	Vaughn single
May 11, 2000 at NYY	Win	S. Trachsel	O. Hernández	McGriff HR
June 3, 2000 at NYM	Loss	A. Leiter	S. Trachsel	Zeile double
Sep 23, 2001 at TOR	Win	J. Kennedy	K. Escobar	Cox HR
Oct 7, 2001 vs. NYY	Loss	M. Rivera	J. Colomé	Bellinger HR
May 21, 2002 at SEA	Win	J. Kennedy	J. Moyer	Abernathy single
June 18, 2003 at NYY	Loss (12)	C. Hammond	L. Carter	Soriano single
Aug 15, 2003 at CLE	Loss	C. Sabathia	T. Harper	Bard single
Sep 4, 2003 vs. SEA	Win	J. Sosa	R. Franklin	Rolls double
May 7, 2004 at ANA	Loss	J. Lackey	M. Hendrickson	Eckstein single
June 26, 2005 vs. FLA	Loss	A. Burnett	S. McClung	Cabrera walk
Aug 14, 2005 at CLE	Win	J. Borowski	B. Wickman	Lee PH HR
Sep 4, 2005 at TOR	Win	S. Kazmir	D. Bush	Hall sac fly
Sep 28, 2005 at CLE	Win	S. McClung	C. Lee	Lugo sac fly
May 10, 2006 at SEA	Win	S. Kazmir	J. Moyer	Moyer balk
July 7, 2006 vs. NYY	Loss	J. Wright	J. Seo	Williams single
May 9, 2007 at BAL	Loss (10)	J. Parrish	B. Stokes	Huff HR
Sep 10, 2007 at BOS	Win	S. Kazmir	C. Schilling	Wilson sac fly
Aug 27, 2008 vs. TOR	Win	M. Garza	D. Purcey	Peña HR
Sep 7, 2008 at TOR	Loss	D. Purcey	M. Garza	Barajas sac fly
April 23, 2009 at SEA	Loss	F. Hernández	J. Shields	Ichiro HR
May 2, 2010 vs. KC	Win	W. Davis	Z. Greinke	Longoria HR
June 25, 2010 vs. ARI	Loss	E. Jackson	J. Niemann	LaRoche HR
Aug 8, 2010 at TOR	Loss	B. Morrow	A. Sonnanstine	Wells single
Sep 13, 2010 vs. NYY	Win (11)	G. Balfour	S. Mitre	Brignac HR
July 10, 2011 at NYY	Loss	C. Sabathia	J. Shields	Shields throwing error
July 17, 2011 vs. BOS	Loss (16)	A. Aceves	A. Russell	Pedroia single
April 16, 2012 at BOS	Win	J. Shields	D. Bard	Longoria walk
Aug 5, 2012 vs. BAL	Loss (10)	L. Ayala	J. Peralta	Teagarden double
Aug 15, 2012 at SEA	Loss	F. Hernández	J. Hellickson	Montero single
Aug 21, 2012 vs. KC	Loss (10)	K. Herrera	J. Peralta	Hosmer single
Aug 28, 2012 at TEX	Loss	Y. Darvish	J. Shields	Kinsler HR
Oct 2, 2012 vs. BAL	Loss	M. González	J. Shields	Davis HR
April 20, 2013 vs. OAK	Win	J. Hellickson	J. Parker	Joyce HR
July 27, 2013 at NYY	Win	C. Archer	I. Nova	Johnson single
April 8, 2014 at KC	Win	J. Peralta	G. Holland	Loney single
April 12, 2014 at CIN	Win	A. Cobb	A. Simón	Loney HR
May 23, 2014 vs. BOS	Win	J. Oviedo	A. Miller	Figueroa double
June 3, 2014 at MIA	Loss	H. Álvarez	C. Archer	Yelich walk
June 10, 2014 vs. STL	Loss	A. Wainwright	J. Odorizzi	Holliday HR
Aug 21, 2014 vs. DET	Win	A. Cobb	D. Price	Guymer triple
Sep 4, 2014 vs. TOR	Loss (10)	B. Cecil	S. Geltz	Rasmus HR
Sep 12, 2014 at TOR	Win	N. Karns	J. Happ	Hanigan HR
Sep 15, 2014 vs. NYY	Win	J. Peralta	S. Kelley	Zobrist single
Sep 26, 2014 at CLE	Loss	C. Kluber	C. Archer	Ramírez HR
April 21, 2015 vs. BOS	Loss	W. Miley	C. Archer	Brett throwing error
June 5, 2015 at SEA	Win	A. Bellatti	F. Rodney	Forsythe HR
June 21, 2015 at CLE	Loss	C. Allen	K. Kepsen	Murphy sac fly
June 24, 2015 vs. TOR	Loss (12)	B. Cecil	B. Gomes	Colabello HR
July 21, 2015 at PHI	Win	N. Karns	A. Nola	Karns HR
Aug 20, 2015 at HOU	Win	C. Archer	C. McHugh	Jennings single
April 15, 2016 vs. CWS	Loss	C. Sale	A. Colomé	Cabrera single
July 22, 2016 at OAK	Loss (13)	J. Axford	D. Floro	Crisp single
Sep 28, 2016 at CWS	Loss	M. González	E. Gamboa	Frazier HR
July 8, 2017 vs. BOS	Win	A. Cobb	R. Porcello	Sucre sac fly



RAYS ALL-TIME WIN-LOSS RECORDS

	HOME		ROAD		TOTAL	
	2017	ALL-TIME	2017	ALL-TIME	2017	ALL-TIME
Season	42-39	822-799	38-43	678-939	80-82	1500-1738
Day Games	17-11	237-232	10-18	227-295	27-29	464-527
Night Games	25-28	585-567	28-25	451-644	53-53	1036-1211
vs. RHP	32-25	601-580	29-28	480-662	61-53	1081-1242
vs. LHP	10-14	221-219	9-15	198-277	19-29	419-496
One-Run Games	14-12	282-197	7-12	164-271	21-24	446-468
Extra Innings	2-4	80-56	6-2	52-73	8-6	133-129
Shutouts	6-9	94-95	3-2	78-100	9-11	172-195
Doubleheaders	0-0-1	0-0-2	0-0-0	4-13-8	0-0-1	4-13-10
Before All-Star Break	27-19	449-450	20-24	363-521	47-43	814-971
After All-Star Break	15-20	373-349	18-19	313-418	33-39	686-767

RAYS ALL-TIME WIN-LOSS RECORDS VS. OPPONENTS

OPPONENT	HOME W-L	ROAD W-L	TOTAL W-L	WIN PCT.
San Diego	9-6	3-0	12-6	.667
Philadelphia	6-3	9-6 ^[1]	15-9	.625
Chicago-NL	4-1	4-4	8-5	.615
Houston	12-7	16-11	28-18	.609
Milwaukee	5-4	2-1	7-5	.583
Arizona	5-3	6-5	11-8	.579
Toronto	104-72 ^[2]	81-95	185-167	.526
Montreal/Washington	7-4	6-8 ^[3]	13-12	.520
Florida/Miami	29-23	26-29 ^[11]	55-52	.514
Minnesota	38-33	38-39 ^[6]	76-72	.514
Colorado	3-0	6-9	9-9	.500
St. Louis	3-5	5-3	8-8	.500
Kansas City	47-35	29-42	76-77	.497
Baltimore	94-86	80-93	174-179	.493
Detroit	36-36	33-38 ^[4]	69-74	.483
Texas	44-40 ^[8]	35-54	79-94	.457
Chicago-AL	38-38	29-44	67-82	.450
Seattle	36-44	38-49 ^[7]	74-93	.443
Los Angeles-AL	37-47	37-50	74-97	.433
New York-NL	5-7	4-5 ^[5]	9-12	.429
Boston	85-92	66-111	151-203	.427
San Francisco	4-5	1-2	5-7	.417
New York-AL	82-94 ^[9]	61-114 ^[10]	143-208	.407
Pittsburgh	2-4	4-5	6-9	.400
Oakland	41-46	27-57	68-103	.398
Los Angeles-NL	4-4	1-4	5-8	.385
Cleveland	33-43	25-50	58-93	.384
Atlanta	6-11	4-7	10-18	.357
Cincinnati	3-6	2-4	5-10	.333

[1] AT PHILADELPHIA (CITIZENS BANK PARK: 5-4; VETERANS STADIUM: 4-2)

[2] INCLUDES 3-0 AT DISNEY WIDE WORLD OF SPORTS WHERE TAMPA BAY WAS THE HOME TEAM

[3] AT WASHINGTON/MONTREAL (NATIONALS PARK: 3-2; RFK STADIUM: 1-2; OLYMPIC STADIUM: 2-4)

[4] AT DETROIT (COMERICA PARK: 26-31; TIGER STADIUM: 5-3)

[5] AT NEW YORK-NL (CITI FIELD: 2-1; SHEA STADIUM: 2-4)

[6] AT MINNESOTA (TARGET FIELD: 19-6; METRODOME: 17-31)

[7] AT SEATTLE (SAFECO FIELD: 34-39; KINGDOME: 4-4)

[8] INCLUDES 3-0 AT DISNEY WIDE WORLD OF SPORTS WHERE TAMPA BAY WAS THE HOME TEAM

[9] INCLUDES 1-1 AT TOKYO DOME AND 1-2 AT CITI FIELD WHERE TAMPA BAY WAS THE HOME TEAM

[10] AT NEW YORK-AL (NEW YANKEE STADIUM: 33-34; YANKEE STADIUM: 26-65)

[11] AT FLORIDA/MIAMI (MARLINS PARK: 8-3; SUN LIFE STADIUM: 16-25)



WALK-OFF WINS : 146

DATE	OPP.	HOW WON, BATTER	FINAL
1998 (7)			
4/13	MIN	HR, Bobby Smith	13-12 (14)
5/12	CLE	HR, Kevin Stocker	6-5 (14)
6/7	MTL	Error, Dave Martinez	4-3 (11)
6/16	TOR	Double, Miguel Cairo	4-3
7/14	BOS	Single, Miguel Cairo	5-4
8/9	CLE	Double, John Flaherty	2-1
8/11	BAL	Single, Bobby Smith	2-1
1999 (2)			
7/20	PHI	SF, Fred McGriff	5-4 (13)
8/20	KC	HBP, John Flaherty	5-4
2000 (11)			
4/13	CWS	Single, Greg Vaughn	6-5 (12)
4/22	ANA	PH HR, Bubba Trammell	11-9 (10)
5/4	TEX	HR, Greg Vaughn	8-7 (11)
6/14	ANA	HR, Fred McGriff	3-2
6/15	ANA	Single, Russ Johnson	2-1
8/1	CLE	Single, Gerald Williams	6-5
8/5	BAL	Walk, Miguel Cairo	5-4 (10)
8/9	MIN	Error, José Guillén	5-4 (10)
8/13	CWS	HR, John Flaherty	5-3
9/26	NY Yankees	Single, Fred McGriff	2-1
10/1	BOS	PH FC, Fred McGriff	3-2 (10)
2001 (4)			
5/27	ANA	Single, Gerald Williams	4-3 (10)
7/6	FLA	Single, Russ Johnson	5-4 (11)
8/11	MIN	HR, John Flaherty	4-3 (12)
8/22	BAL	Single, Jason Tyner	11-10
2002 (9)			
4/3	DET	Single, Randy Winn	2-1 (13)
4/14	TOR	Single, Ben Grieve	5-4 (10)
5/11	BAL	Grand Slam, Randy Winn	6-4
5/30	OAK	Double, Greg Vaughn	4-3 (13)
6/8	SD	Single, Steve Cox	3-2 (10)
6/30	FLA	Single, Brent Abernathy	6-5 (12)
7/13	SEA	Single, Ben Grieve	4-3 (10)
8/15	CLE	HR, Andy Sheets	4-3
9/19	NY Yankees	Single, Andy Sheets	3-2 (10)
2003 (10)			
3/31	BOS	HR, Carl Crawford	6-4
4/5	NY Yankees	Single, Al Martin	6-5
4/8	BAL	Infield single, Travis Lee	8-7
7/1	BOS	Error, Rocco Baldelli scored	4-3 (11)
7/3	BOS	Single, Marlon Anderson	6-5 (10)
7/4	CWS	HR, Carl Crawford	4-3
8/5	TOR	Single, Travis Lee	5-4
8/7	KC	Single, Julio Lugo	3-2
8/11	BAL	PH double, J. Sandberg	4-3
8/13	BAL	Double, Travis Lee	6-5 (10)
2004 (7)			
4/9	BAL	PH single, Eduardo Perez	4-3 (10)
5/23	CLE	Single, Tino Martinez	5-4 (10)
6/9	SF	Single, José Cruz Jr.	4-3 (10)

DATE	OPP.	HOW WON, BATTER	FINAL
6/11	COL	Inside-the-park HR, Ray Sánchez	8-7 (10)
6/13	COL	Single, Julio Lugo	3-2
8/6	SEA	Obstruction error, Carl Crawford awarded home	2-1 (10)
9/25	TOR	SF, Geoff Blum	6-3
2005 (7)			
4/8	OAK	Single, Nick Green	3-2 (10)
4/22	BOS	PH HR, Eduardo Perez	5-4
5/10	CWS	HR, Jorge Cantú	7-6
7/9	DET	HR, Jonny Gomes	5-4
7/25	BOS	Double, Aubrey Huff	4-3 (10)
8/16	NY Yankees	Walk, Jonny Gomes	4-3 (11)
9/11	TOR	FC, Travis Lee	6-5 (11)
2006 (5)			
5/19	FLA	HR, Aubrey Huff	5-4 (10)
5/20	FLA	HR, Russell Branyan	4-3
8/6	BOS	HR, Greg Norton	7-6 (10)
8/16	CLE	Single, Carl Crawford	6-5
9/1	SEA	PH single, Ty Wigginton	2-1
2007 (10)			
4/6	TOR	Single, Melvin Upton Jr.	6-5
5/2	MIN	PH FC, Dioner Navarro	4-3 (10)
5/5	OAK	Single, Brendan Harris	3-2 (12)
5/15	TEX	Single, Brendan Harris	4-3 (11)
5/17	TEX	HR, Delmon Young	8-6 (10)
5/28	DET	Single, Elijah Dukes	6-5
7/30	TOR	HR, Carl Crawford	5-4 (11)
8/19	CLE	Single, Joel Guzmán	4-3 (12)
9/8	TOR	PH HR, Melvin Upton Jr.	5-4
9/25	NY Yankees	HR, Dioner Navarro	7-6 (10)
2008 (11)			
4/25	BOS	Single, Nathan Haynes	5-4 (11)
5/9	LAA	HR, Evan Longoria	2-0
5/13	NY Yankees	Single, Gabe Gross	2-1 (11)
5/25	BAL	Double, Evan Longoria	5-4
5/30	CWS	HR, Cliff Floyd	2-1
6/1	CWS	HR, Gabe Gross	4-3 (10)
6/21	HOU	PH double, Gabe Gross	4-3
8/3	DET	Walk, Carlos Peña	6-5 (10)
8/6	CLE	HR, Carlos Peña	10-7
8/30	BAL	Double, Rocco Baldelli	10-9
9/16	BOS	Single, Dioner Navarro	2-1
2009 (7)			
5/15	CLE	HR, Melvin Upton Jr.	8-7
5/21	OAK	Single, Carl Crawford	6-5
6/27	FLA	SF, Willy Aybar	3-2
7/7	TOR	HR, Pat Burrell	3-1 (11)
7/8	TOR	Single, Ben Zobrist	10-9
8/4	BOS	HR, Evan Longoria	4-2 (13)
8/22	TEX	Single, Carlos Peña	5-4
2010 (7)			
4/6	BAL	Double, Carl Crawford	4-3
5/15	SEA	HR, Willy Aybar	3-2



DATE	OPP.	HOW WON, BATTER	FINAL
5/17	CLE	Bunt FC, Jason Bartlett	4-3 (11)
7/11	CLE	Single, Jason Bartlett	6-5 (10)
8/28	BOS	HR, Dan Johnson	3-2 (10)
9/13	NYY	HR, Reid Brignac	1-0 (11)
9/18	LAA	Error, PH, Willy Aybar	4-3 (10)

2011 (13)

4/14	MIN	HR, Johnny Damon	4-3 (10)
4/16	MIN	Single, Johnny Damon	4-3
4/30	LAA	WP, Matt Joyce scored	2-1 (10)
5/3	TOR	HR, Melvin Upton Jr.	3-2
6/28	CIN	HR, Evan Longoria	4-3
8/4	TOR	Single, Robinson Chirinos	7-6 (12)
8/8	KC	HR, Casey Kotchman	2-1
8/10	KC	Triple/error, Sam Fuld	8-7
8/21	SEA	HR, Johnny Damon	8-7
8/24	DET	FC, Elliot Johnson	3-2 (10)
9/7	TEX	HR, Desmond Jennings	5-4 (10)
9/10	BOS	Single, Evan Longoria	6-5 (11)
9/28	NYY	HR, Evan Longoria	8-7 (12)

2012 (7)

4/6	NYY	Single, Carlos Peña	7-6
4/26	LAA	PH HR, Brandon Allen	4-3
4/30	SEA	Single, Elliot Johnson	3-2 (12)
5/23	TOR	Double, Melvin Upton Jr.	5-4 (11)
7/20	SEA	Triple, Ben Zobrist	4-3 (14)
9/7	TEX	HR, Ben Zobrist	3-1 (11)
9/20	BOS	HR, Melvin Upton Jr.	7-4

2013 (13)

4/3	BAL	HR, Matt Joyce	8-7
5/9	TOR	Walk, Luke Scott	5-4 (10)
5/11	SD	HR, Evan Longoria	8-7
5/28	MIA	Single, Desmond Jennings	7-6
6/29	DET	Single, Yunel Escobar	4-3 (10)
7/10	MIN	Single, Ben Zobrist	4-3 (13)
8/3	SF	Single, Wil Myers	2-1 (10)
8/14	SEA	Single, Jason Bourgeois	5-4

DATE	OPP.	HOW WON, BATTER	FINAL
8/16	TOR	Triple, José Lobaton	5-4
8/18	TOR	HR, José Lobaton	2-1 (10)
9/18	TEX	Single, Desmond Jennings	4-3 (12)
9/20	BAL	Single, David DeJesus	5-4 (18)
9/23	BAL	HR, James Loney	5-4

2014 (6)

5/22	OAK	HR, Sean Rodríguez	5-2 (11)
5/23	BOS	Double, Cole Figueroa	1-0
5/24	BOS	FC/Error, Desmond Jennings	6-5 (15)
9/1	BOS	Single, Matt Joyce	4-3 (10)
9/6	BAL	PB by Nick Hundley	3-2
9/15	NYY	Single, Ben Zobrist	1-0

2015 (3)

4/23	BOS	Single, René Rivera	2-1
9/20	BAL	Single, Kevin Kiermaier	7-6
10/3	TOR	Single, Tim Beckham	4-3

2016 (3)

4/30	TOR	Single, Curt Casali	4-3
6/15	SEA	Walk, Logan Morrison	3-2 (13)
8/24	BOS	Error, Kevin Kiermaier	4-3 (11)

2017 (4)

4/8	TOR	Walk, Brad Miller	3-2 (10)
4/19	DET	FC/Error, Logan Morrison	8-7
6/10	OAK	Single, Evan Longoria	6-5 (10)
8/6	MIL	HR, Steven Souza Jr.	2-1

OFFENSIVE LEADERS BY POSITION | WHILE PLAYING POSITION |

HOME RUNS

POS	PLAYER	YEAR
C	John Flaherty	14 (1999)
1B	Carlos Peña	46 (2007)
2B	Jorge Cantú	19 (2005)
3B	Evan Longoria	36 (2016)
SS	Brad Miller	19 (2016)
LF	Carl Crawford	18 (2010)
CF	Melvin Upton Jr.	27 (2012)
RF	Steven Souza Jr.	28 (2017)
DH	José Canseco	32 (1999)

RUNS BATTED IN

POS	PLAYER	YEAR
C	John Flaherty	71 (1999)
1B	Carlos Peña	121 (2007)
2B	Ben Zobrist	71 (2011)
3B	Evan Longoria	113 (2009)
SS	Julio Lugo	69 (2004)
LF	Carl Crawford	88 (2010)
CF	Gerald Williams	83 (2000)
RF	José Cruz Jr.	78 (2004)
	Aubrey Huff	78 (2003)
DH	José Canseco	91 (1999)



Award Winners

LEAGUE AWARDS

BBWAA AL Cy Young Award

David Price 2012

BBWAA AL

Manager of the Year (2)

Joe Maddon 2008

Joe Maddon 2011

BBWAA AL

Rookie of the Year (3)

Evan Longoria 2008

Jeremy Hellickson 2011

Wil Myers 2013

Rawlings AL

Gold Glove Award (8)

Carlos Peña, 1B 2008

Evan Longoria, 3B 2009

Carl Crawford, OF 2010

Evan Longoria, 3B

Jeremy Hellickson, RHP **** 2012

Kevin Kiermaier, CF 2015

Kevin Kiermaier, CF 2016

Evan Longoria, 3B 2017

All-Star Selections (36)

Rolando Arroyo, RHP 1998

Roberto Hernández, RHP 1999

José Canseco, DH ***

Fred McGriff, 1B 2000

Greg Vaughn, OF 2001

Randy Winn, OF 2002

Lance Carter, RHP 2003

Carl Crawford, OF 2004

Danys Báez, RHP 2005

Scott Kazmir, LHP 2006

Carl Crawford, OF 2007

Scott Kazmir, LHP 2008

Evan Longoria, 3B

Dioner Navarro, C

Jason Bartlett, SS 2009

Carl Crawford, OF

Evan Longoria, 3B ***

Carlos Peña, 1B

Ben Zobrist, INF/OF

Carl Crawford, OF * 2010

Evan Longoria, 3B *

David Price, LHP **

Rafael Soriano, RHP

Matt Joyce, OF 2011

David Price, LHP

James Shields, RHP

David Price, LHP 2012

Fernando Rodney, RHP

Matt Moore, LHP 2013

Ben Zobrist, INF/OF

David Price, LHP 2014

Chris Archer, RHP 2015

Brad Boxberger, RHP

Alex Colomé, RHP 2016

Corey Dickerson, DH * 2017

Chris Archer, RHP

All-Star Coaches

Larry Rothschild 2000

Joe Maddon & Staff 2009

Kevin Cash 2017

Silver Slugger Award (3)

Carlos Peña, 1B 2007

Evan Longoria, 3B 2009

Carl Crawford, OF 2010

Major League Baseball

Delivery Man of the Year

Fernando Rodney 2012

Sporting News AL Comeback

Player of the Year (2)

Carlos Peña 2007

Fernando Rodney 2012

Sporting News

AL All-Star Team (7)

Carlos Peña, 1B 2007

Evan Longoria, 3B 2009

Carl Crawford, OF 2010

Evan Longoria, 3B

Rafael Soriano, RHP

David Price, LHP * 2012

Fernando Rodney, RHP

Sporting News

Executive of the Year

Andrew Friedman 2008

Sporting News

AL Reliever of the Year

Rafael Soriano 2010

Sporting News

AL Pitcher of the Year

David Price * 2012

Sporting News

AL Manager of the Year (2)

Joe Maddon 2008

Joe Maddon 2011

Sporting News

AL Rookie of the Year (2)

Evan Longoria 2008

Wil Myers 2013

Sporting News Minor League

Pitcher of the Year

Jeremy Hellickson, RHP 2010

Topps Major League

All-Rookie Team (9)

Miguel Cairo, 2B 1998

Bobby Smith, 3B

Rocco Baldelli, CF 2003

Jonny Gomes, DH 2005

Delmon Young, OF 2007

Evan Longoria, 3B 2008

Jeremy Hellickson, RHP 2011

Desmond Jennings, OF

Wil Myers, OF 2013

Topps Minor League Player

of the Year (2)

Delmon Young 2005

Matt Moore 2011

USA Today AL Manager

of the Year (2)

Joe Maddon 2008

Joe Maddon 2011

USA Today AL Rookie

of the Year (2)

Evan Longoria 2008

Wil Myers 2013

USA Today Minor League

Player of the Year (4)

Josh Hamilton 2000

David Price 2008

Jeremy Hellickson 2010

Blake Snell 2015

Wilson Defensive Player

of the Year (3)

Evan Longoria 2012

José Molina 2013

Kevin Kiermaier 2016

Outstanding AL Pitcher,

Players' Choice Awards (2)

David Price, LHP 2010

David Price, LHP 2012

* ELECTED STARTER

** NAMED STARTER BY MANAGER

*** ELECTED STARTER BUT DID NOT PLAY

**** TIED FOR AWARD



LEAGUE AWARDS

Outstanding AL Rookie, Players' Choice Awards (2)

Evan Longoria, 3B	2008
Wil Myers, OF	2013

Baseball America Rookie of the Year

Jeremy Hellickson	2011
-------------------	------

Baseball America All-Rookie Team (8)

Delmon Young, OF	2007
Evan Longoria, 3B	2008
Jeff Niemann, RHP	2009
Wade Davis, RHP	2010
Jeremy Hellickson, RHP	2011
Desmond Jennings, CF	
Wil Myers, OF	2013
Kevin Kiermaier, OF	2014

Baseball America Minor League Player of the Year (4)

Rocco Baldelli	2002
Delmon Young	2005
Jeremy Hellickson	2010
Blake Snell	2015

Roberto Clemente Award Nominees

Greg Vaughn	2001
Greg Vaughn	2002
Lance Carter	2003
Toby Hall	2004
Toby Hall	2005
Rocco Baldelli	2006
Carl Crawford	2007
Carlos Peña	2008
James Shields	2009
James Shields	2010
James Shields	2011
David Price	2012
David Price	2013
Evan Longoria	2014
Chris Archer	2015
Chris Archer	2016
Evan Longoria	2017

AL Player of the Month (2)

Evan Longoria	April 2009
Melvin Upton Jr.	June 2009

AL Pitcher of the Month (4)

Scott Kazmir	May 2008
David Price	Sep 2010
Jeremy Hellickson	May 2011
Chris Archer	July 2013

AL Rookie of the Month (8)

Rocco Baldelli	April 2003
Rocco Baldelli	May 2003
Damon Hollins	May 2005

Evan Longoria	June 2008
Wade Davis	July 2010
Jeremy Hellickson	May 2011
Chris Archer	July 2013
Wil Myers	Sep 2013

AL Player of the Week (39)

Q. McCracken	3/31/98 thru 4/5/98
J. Canseco	4/19/99 thru 4/25/99
F. McGriff	5/3/99 thru 5/9/99
W. Boggs	8/2/99 thru 8/8/99
A. Lopez	8/7/00 thru 8/13/00
G. Vaughn	6/4/01 thru 6/10/01
J. Cruz Jr.	5/17/04 thru 5/23/04
A. Huff	7/25/05 thru 7/31/05
S. Kazmir	5/15/06 thru 5/21/06
C. Crawford	5/22/06 thru 5/28/06
G. Norton	9/25/06 thru 10/1/06
M. Upton Jr.	7/16/07 thru 7/22/07
C. Crawford	7/30/07 thru 8/5/07
S. Kazmir	9/10/07 thru 9/16/07
C. Peña	9/25/07 thru 10/1/07
J. Shields	4/21/08 thru 4/27/08
E. Longoria	6/23/08 thru 6/29/08
C. Peña	9/15/08 thru 9/21/08
E. Longoria	4/5/09 thru 4/12/09
E. Longoria	4/27/09 thru 5/3/09
M. Upton Jr.	6/15/09 thru 6/21/09
E. Longoria	8/31/09 thru 9/6/09
C. Crawford	6/14/10 thru 6/20/10
M. Garza	7/26/10 thru 8/1/10
E. Longoria	8/16/10 thru 8/22/10
J. Damon	4/11/11 thru 4/17/11
J. Shields	4/18/11 thru 4/24/11
B. Zobrist	4/25/11 thru 5/1/11
J. Shields	6/13/11 thru 6/19/11
J. Shields	9/3/12 thru 9/9/12
M. Upton Jr.	9/3/12 thru 9/9/12
E. Longoria	5/6/13 thru 5/12/13
A. Cobb	9/16/13 thru 9/22/13
J. Loney	9/23/13 thru 9/29/13
D. Jennings	4/28/14 thru 5/4/14
C. Archer	6/1/15 thru 6/7/15
L. Forsythe	8/31/15 thru 9/6/15
E. Longoria	5/30/16 thru 6/5/16
S. Souza Jr.	4/17/17 thru 4/23/17

Futures Game Selections (37)

Álex Sánchez, OF (World)	1999
Matt White, RHP (U.S.)	
Josh Hamilton, OF (U.S.)	2000
Toby Hall, C (U.S.)	2001
Carl Crawford, OF (U.S.)	2002
Pete Laforeta, C (World)	2003
Antonio Pérez, INF (World)	
Melvin Upton Jr., SS (U.S.)	2004
Delmon Young, OF (U.S.)	
Melvin Upton Jr., SS (U.S.)	2005
Delmon Young, OF (U.S.)	
Juan Salas, RHP (World)	2006
Evan Longoria, 3B (U.S.)	2007
Jeff Niemann, RHP (U.S.)	
Eduardo Morlan, RHP (World)	2008
Desmond Jennings, OF (U.S.)	2009
Kyeong Kang, OF (World)	
Jeremy Hellickson, RHP (U.S.)	2010
Desmond Jennings, OF (U.S.)	
Álex Torres, LHP (World)	
Tim Beckham, SS (U.S.)	2011
Hak Ju-Lee, SS (World)	
Matt Moore, LHP (U.S.)	
Felipe Rivero, LHP (World)	2012
Enny Romero, LHP (World)	
Taylor Guerrieri, RHP (U.S.)	2013
C.J. Riefenhauser, LHP (U.S.)	
Enny Romero, LHP (World)	
Justin O'Conner, C (U.S.)	2014
Enny Romero, LHP (World)	
Richie Shaffer, INF (U.S.)	2015
Blake Snell, LHP (U.S.)	
Willy Adames, SS (World)	2016
Chih-Wei Hu, RHP (World)	
Ryne Stanek, RHP (U.S.)	
Brent Honeywell, RHP (U.S.)	2017
Lucius Fox, SS (World)	



TEAM AWARDS

Don Zimmer Award, BBWAA Tampa Bay Chapter

Given to the Rays Most Valuable Player

Quinton McCracken	1998	Jorge Cantú	2005	Fernando Rodney	2012
Roberto Hernández	1999	Carl Crawford	2006	Evan Longoria	2013
Gerald Williams	2000	Carlos Peña	2007	Ben Zobrist	2014
Tanyon Sturtze	2001	Jason Bartlett	2008	Logan Forsythe	2015
Randy Winn	2002	Ben Zobrist	2009	Evan Longoria	2016
Aubrey Huff	2003	Carl Crawford	2010	Steven Souza Jr.	2017
Carl Crawford	2004	James Shields	2011		

Outstanding Rookie, BBWAA Tampa Bay Chapter

Rolando Arrojo	1998	Jonny Gomes	2005	Matt Moore	2012
Ryan Rupe	1999	James Shields	2006	Wil Myers	2013
Steve Cox	2000	Delmon Young	2007	Jake Odorizzi	2014
Joe Kennedy	2001	Evan Longoria	2008	Nate Karns	2015
Carl Crawford	2002	Jeff Niemann	2009	Blake Snell	2016
Rocco Baldelli	2003	Wade Davis	2010	Jake Faria	2017
Jorge Cantú	2004	Jeremy Hellickson	2011		

Paul C. Smith Champion Award, BBWAA Tampa Bay Chapter

Given to the player who best exemplifies the spirit of true professionalism on and off the field

John Flaherty	1998	Toby Hall	2005	James Shields	2012
John Flaherty	1999	Carl Crawford	2006	Ben Zobrist	2013
Greg Vaughn	2000	Carlos Peña	2007	Evan Longoria	2014
Russ Johnson	2001	Cliff Floyd	2008	Chris Archer	2015
John Flaherty	2002	Carlos Peña	2009	Evan Longoria	2016
Al Martin	2003	Carl Crawford	2010	Alex Cobb	2017
Tino Martinez	2004	Johnny Damon	2011		

Al Lopez Award

Given to the most outstanding rookie in spring training

Dan Wheeler	2000	Elijah Dukes	2006	Stephen Vogt	2012
Brent Abernathy	2001	Shawn Riggins	2007	Leslie Anderson	2013
Steve Kent	2002	Elliot Johnson	2008	Brandon Guyer	2014
Rocco Baldelli	2003	Jeff Niemann	2009	Matt Andriese	2015
Chad Gaudin	2004	Reid Brignac	2010	Taylor Motter	2016
Scott Kazmir	2005	Elliot Johnson	2011	Jake Bauers	2017

DID YOU KNOW?

ABOUT PAUL C. SMITH & AL LOPEZ



Paul C. Smith, a longtime local sports journalist, passed away in 2005 at age 46. He wrote for the *St. Petersburg Times* and the Rays official website, and was executive sports editor of the *Tampa Tribune* from 1990-2000.



Al Lopez, one of two Tampa natives in the Hall of Fame, passed away in 2005 at age 97. After a 19-year career as a major league catcher, he found great success as manager of the Indians and White Sox.



Streaks & Opponents

Longest Winning Streak vs. Opponent

12	BAL, 4/30/08 thru 9/24/08
11	MIN, 4/21/12 thru 9/14/13
9	SEA, 7/31/11 thru 7/20/12
8	MIA, 5/22/11 thru 6/15/12 KC, 6/2/09 thru 8/1/09

Longest Losing Streak vs. Opponent

14	MIN, 7/21/04 thru 9/5/06
11	MIN, 4/25/02 thru 5/8/03 BOS, 4/6/01 thru 6/26/01 NYY, 9/17/98 thru 9/24/99
10	BOS, 10/3/01 thru 7/23/02, G1

Longest Winning Streak vs. Opponent at Home

9	NYY, 7/21/11 thru 7/3/12 MIN, 8/8/00 thru 4/24/02
8	TOR, 5/22/12 thru 9/23/12 SEA, 8/19/11 thru 7/20/12

Longest Losing Streak vs. Opponent at Home

11	BOS, 10/3/01 thru 9/12/02
8	TEX, 5/24/99 thru 5/3/00
7	NYY, 9/13/05 thru 7/8/06 LAA, 5/28/01 thru 5/29/03 CLE, 8/2/00 thru 8/14/02

Longest Winning Streak at Opponent's Park

7	Angel Stadium, 6/2/15 thru 7/15/17 Minute Maid Park, 5/22/10 thru 7/2/13 Sun Life Stadium, 6/9/07 thru 5/23/09
6	Target Field, 7/6/11 thru 9/14/13 Angel Stadium, 7/28/12 thru 8/19/12 Camden Yards, 4/30/08 thru 9/24/08 Safeco Field, 8/27/03 thru 6/3/05
5	Yankee Stadium, 5/4/14 thru 9/9/14 Camden Yards, 5/17/13 thru 8/20/13 Marlins Park, 6/8/12 thru 5/30/13 Target Field, 7/3/10 thru 4/28/11, G2 Camden Yards, 9/17/09 thru 7/19/10 Progressive Field, 8/12/05 thru 9/28/05 Rogers Centre, 5/15/03 thru 9/22/03

Longest Losing Streak at Opponent's Park

18	Progressive Field, 9/29/05 thru 7/23/10
11	Yankee Stadium, 4/14/04 thru 4/18/05 O.co Coliseum, 7/9/03 thru 6/1/05
10	Metrodome, 7/21/04 thru 4/12/07
9	Fenway Park, 9/11/07 thru 9/8/08 Camden Yards, 8/25/06 thru 7/26/07 Yankee Stadium, 6/3/98 thru 9/24/99

Best Homestand (2 series)

6-1	7/5/10 thru 7/11/10 vs. BOS, CLE 6/30/08 thru 7/7/08 vs. BOS, KC 5/9/08 thru 5/15/08 vs. LAA, NYY
5-1	(13x), last 9/29/15 thru 10/4/15 vs. MIA, TOR

Best Homestand (3 or more series)

9-1	7/5/13 thru 7/14/13 vs. CWS, MIN, HOU
8-2	5/23/08 thru 6/1/08 vs. BAL, TEX, CWS 7/22/05 thru 7/31/05 vs. BAL, BOS, KC
7-2	9/2/11 thru 9/11/11 vs. BAL, TEX, BOS 4/18/08 thru 4/27/08 vs. CWS, TOR, BOS
8-3	7/26/10 thru 8/5/10 vs. DET, NYY, MIN 9/27/01 thru 10/7/01 vs. TOR, BOS, NYY

Best Road Trip (2 series)

5-0	7/18/14 thru 7/23/14 at MIN, STL
5-1	9/25/12 thru 9/30/12 at BOS, CWS 6/20/11 thru 6/26/11 at MIL, HOU 5/6/11 thru 5/12/11 at BAL, CLE 4/22/11 thru 4/28/11, G2 at TOR, MIN 6/24/08 thru 6/29/08 at FLA, PIT
4-1	6/17/15 thru 6/21/15 at WAS, CLE 5/19/10 thru 5/23/10 at NYY, HOU
5-2	4/10/15 thru 4/16/15 at MIA, TOR 8/12/99 thru 8/18/99 at KC, DET

Best Road Trip (3 or more series)

9-1	4/12/10 thru 4/22/10 at BAL, BOS, CWS
8-1	6/15/04 thru 6/24/04 at SD, ARI, TOR
9-2	6/27/14 thru 7/6/14 at BAL, NYY, DET
8-2	7/19/13 thru 7/29/13 at TOR, BOS, NYY 8/10/12 thru 8/19/12 at MIN, SEA, LAA
6-2	9/24/13 thru 9/30/13 at NYY, TOR, TEX
5-2	8/27/07 thru 9/2/07 at CWS, BAL, NYY
7-3	5/29/15 thru 6/7/15 at BAL, LAA, SEA 8/7/08 thru 8/17/08 at SEA, OAK, TEX
6-3	7/24/12 thru 8/1/12 at BAL, LAA, OAK 5/4/10 thru 5/12/10 at SEA, OAK, LAA

Winless Homestands (2 or more series)

0-5	4/1/11 thru 4/6/11, BAL, LAA 9/15/00 thru 9/20/00, OAK, SEA 4/24/98 thru 4/28/98, OAK, ANA
-----	--

Winless Road Trips (2 or more series)

0-8	5/26/14 thru 6/3/14, TOR, BOS, MIA
0-7	6/20/16 thru 6/26/16 at CLE, BAL 7/14/06 thru 7/20/06, LAA, MIN
0-6	7/8/08 thru 7/13/08, NYY, CLE 9/12/07 thru 9/17/07, NYY, TOR 8/7/07 thru 8/13/07, SEA, OAK 7/1/05 thru 7/6/05, MIN, CWS 4/26/05 thru 5/1/05, TOR, BAL 7/2/02 thru 7/7/02, TEX, ANA 4/26/02 thru 5/2/02, BOS, MIN
0-5	8/6/13 thru 8/11/13, ARI, LAD



All-Time Roster & Coaches

A	POS.	YEARS	BIRTHPLACE
Abbott, Paul	RHP	2004-05	Van Nuys, CA
Abernathy, Brent	2B	1998-99	Atlanta, GA
Abreu, Winston	RHP	2009	Cotui, DR
Aldred, Scott	LHP	1998-99	Flint, MI
Allen, Brandon	OF	2012	Conroe, TX
Alvarado, José	LHP	2017	Maracaibo, VEN
Álvarez, Wilson	LHP	1998-2002	Maracaibo, VEN
Anderson, Marlon	2B	2003	Montgomery, AL
Andriese, Matt	RHP	2015-17	Redlands, CA
Archer, Chris	RHP	2012-17	Clayton, NC
Arcia, Oswaldo	OF	2016	Anaco, DR
Arencibia, J.P.	C	2015	Miami, FL
Arrojo, Rolando	RHP	1998-99	Havana, Cuba
Aybar, Willy	INF	2008-10	Bani, DR
B	POS.	YEARS	BIRTHPLACE
Backe, Brandon	RHP	2002-03	Galveston, TX
Badenhop, Burke	RHP	2012	Atlanta, GA
Báez, Dany	RHP	2004-05	Pinar Del Rio, Cuba
Baldelli, Rocco	OF	2003-08, 2010	Woonsocket, RI
Balfour, Grant	RHP	2007-10, 2014-15	Sydney, AUS
Bartlett, Jason	SS	2008-10	Fort Myers, FL
Bautista, José	INF	2004	Santo Domingo, DR
Beckham, Tim	INF	2013, 2015-17	Griffin, GA
Bedard, Erik	LHP	2014	Navan, CAN
Beimel, Joe	LHP	2005	St. Mary's, PA
Belisario, Ronald	RHP	2015	Maracay, VEN
Beliveau, Jeff	LHP	2014-15	Providence, RI
Bell, Heath	RHP	2014	Oceanside, CA
Bell, Rob	RHP	2003-05	Newburgh, NY
Bellatti, Andrew	RHP	2015	San Diego, CA
Bellome, Vince	INF	2014	Coatesville, PA
Bennett, Jeff	RHP	2009	Donelson, TN
Benoit, Joaquin	RHP	2010	Santiago, DR
Bierbrodt, Nick	LHP	2001, 2003	Tarzana, CA
Birkins, Kurt	LHP	2008	West Hills, CA
Blalock, Hank	INF	2010	San Diego, CA
Blum, Geoff	INF	2004	Redwood City, CA
Boggs, Wade	3B	1998-99	Omaha, NE
Bourgeois, Jason	OF	2013	Houston, TX
Bourjos, Peter	OF	2017	Park Ridge, IL
Boxberger, Brad	RHP	2014-17	Fullerton, CA
Bradford, Chad	RHP	2008-09	Jackson, MS
Branyan, Russell	OF	2006	Warner Robins, GA
Brazelton, Dewon	RHP	2001-05	Tulahoma, TN
Brett, Ryan	INF	2015	Seattle, WA
Brewer, Jace	INF	2000	Washington, OK
Brignac, Reid	INF	2008-12	St. Amant, LA
Buente, Jay	RHP	2011	Evansville, IN

Burrell, Pat	DH	2009-10	Eureka Springs, AR
Burroughs, Sean	3B	2006	Atlanta, GA
Butler, Joey	OF	2015	Pascagoula, MS
Butler, Rich	OF	1998-99	Toronto, CAN
C	POS.	YEARS	BIRTHPLACE
Cabrera, Asdrúbal	INF	2015	Puerto la Cruz, VEN
Cairo, Miguel	2B	1998-99	Anaco, VEN
Callaway, Mickey	RHP	1999, 2001	Memphis, TN
Camp, Shawn	RHP	2006-07	Fairfax, VA
Cannizaro, Andy	INF	2008	New Orleans, LA
Canseco, José	DH	1999-2000	Havana, Cuba
Cantú, Jorge	INF	2004-07	McAllen, TX
Canzler, Russ	INF	2011	Berwick, PA
Carlson, Dan	RHP	1998	Portland, OR
Carter, Lance	RHP	2002-05	Bradenton, FL
Casali, Curt	C	2014-17	Walnut Creek, CA
Casanova, Raúl	C	2007	Humacao, PR
Cash, Kevin	C	2005	Tampa, FL
Castilla, Vinny	3B	2000-01	Oaxaca, MEX
Cedeño, Xavier	LHP	2015-17	Guayaniilla, PR
Charlton, Norm	LHP	1999	Fort Polk, LA
Childers, Jason	RHP	2006	Statesboro, GA
Chirinos, Robinson	C	2011	Falcon, VEN
Choate, Randy	LHP	2009-10	San Antonio, TX
Cishek, Steve	RHP	2017	Falmouth, MA
Clyburn, Danny	OF	1999	Lancaster, SC
Cobb, Alex	RHP	2011-17	Boston, MA
Colomé, Alex	RHP	2013-17	Santo Domingo, DR
Colomé, Jesús	RHP	2001-06	San Pedro de Macoris, DR
Conger, Hank	C	2016	Federal Way, WA
Conrad, Brooks	INF	2012	San Diego, CA
Conti, Jason	OF	2002	Pittsburgh, PA
Corcoran, Tim	RHP	2005-07	Baton Rouge, LA
Cormier, Lance	RHP	2009-10	Lafayette, LA
Cortez, Fernando	INF	2005	Stockton, CA
Cox, Steve	1B	1999-2002	Delano, CA
Crain, Jesse	RHP	2013	Toronto, CAN
Crawford, Carl	OF	2002-10	Houston, TX
Creek, Doug	LHP	2000-02	Winchester, VA
Cruz, Juan	RHP	2011	Bonao, DR
Cruz Jr., José	OF	2004	Arroyo, PR
Cummings, Midre	OF	2004	St. Croix, USVI
D	POS.	YEARS	BIRTHPLACE
Damon, Johnny	DH	2011	Fort Riley, KS
Davis, Wade	RHP	2009-12	Lake Wales, FL
De La Rosa, Dane	RHP	2011-12	Torrence, CA
De León, José	RHP	2017	Isabela, PR
De Los Santos, Luis	RHP	2002	Santo Domingo, DR
Decker, Jaff	OF	2016	Phoenix, AZ
DeJesus, David	OF	2013-15	Brooklyn, NY
Delaney, Rob	RHP	2011	Westwood, NJ



ORGANIZATION
COACHES & STAFF
40-MAN ROSTER
NON-ROSTER INVITES
RECORDS & HISTORY
All-Time Roster & Coaches
OPPONENTS
MINOR LEAGUE OPERATIONS
BROADCAST INFORMATION
TROPICANA FIELD & MISC.

Díaz, Jumbo	RHP	2017	La Romana, DR
Díaz, Matt	OF	2003-04	Winter Haven, FL
Dickerson, Corey	OF	2016-17	McComb, MS
Difelice, Mike	C	1998-2001, 2008	Philadelphia, PA
Dillon, Joe	INF	2009	Modesto, CA
Dohmann, Scott	RHP	2007-08	New Orleans, LA
Dominguez, José	RHP	2015	San Pedro de Macoris, DR
Duda, Lucas	1B	2017	Riverside, CA
Duffy, Matt	INF	2016	Long Beach, CA
Dukes, Elijah	OF	2007	Homestead, FL
Duncan, Shelley	INF	2013	Tucson, AZ
Dunn, Scott	RHP	2006	San Antonio, TX
Duvall, Mike	LHP	1998-2000	Warrenton, VA
Dykstra, Allan	INF	2015	San Diego, CA
E	POS.	YEARS	BIRTHPLACE
Easley, Damion	INF	2003	New York, NY
Eiland, Dave	RHP	1998-2000	Dade City, FL
Ekstrom, Mike	RHP	2010-11	Portland, OR
Elmore, Jake	INF	2015	Dothan, AL
Enders, Trevor	LHP	2000	Milwaukee, WI
Escalona, Félix	INF	2002-03	Puerto Cabello, VEN
Escobar, Yunel	SS	2013-14	Havana, Cuba
Espinosa, Danny	INF	2017	Santa Ana, CA
Eveland, Dana	LHP	2016	Olympia, WA
F	POS.	YEARS	BIRTHPLACE
Faria, Jake	RHP	2017	La Palma, CA
Farnsworth, Kyle	RHP	2011-13	Wichita, KS
Farguhar, Danny	RHP	2016-17	Pembroke Pines, FL
Featherston, Taylor	INF	2017	Houston, TX
Fick, Robert	INF/OF	2004	Torrence, CA
Figueroa, Cole	INF	2014	Tallahassee, FL
Fiore, Tony	RHP	2000-01	Oak Park, IL
Flaherty, John	C	1998-2002	New York, NY
Floro, Dylan	RHP	2016	Merced, CA
Floyd, Cliff	DH	2008	Chicago, IL
Fordyce, Brook	C	2004	New London, CT
Forsythe, Logan	INF	2014-16	Memphis, TN
Fortunato, Bartolomé	RHP	2004	Santo Domingo, DR
Fossum, Casey	LHP	2005-07	Cherry Hill, NJ
Francisco, Ben	OF	2012	Santa Ana, CA
Franco, Julio	INF	1999	Hato Mayor, DR
Franklin, Nick	INF	2014-16	Sanford, FL
Frieri, Ernesto	RHP	2015	Bolivar, COL
Gul, Sam	OF	2011-13	Durham, NH
G	POS.	YEARS	BIRTHPLACE
Gaillard, Eddie	RHP	1998-99	Camden, NJ
Gamboa, Eddie	RHP	2016	Merced, CA
Gardner, Lee	RHP	2002, 2005	Hartland, MI
Garton, Ryan	RHP	2016-17	Clearwater, FL
Garza, Matt	RHP	2008-10	Fresno, CA
Gathright, Joey	OF	2004-06	Hattiesburg, MS
Gaudin, Chad	RHP	2003-04	New Orleans, LA

Geltz, Steve	RHP	2014-16	Newfane, NY
Jimenez, Chris	C	2012-13	Gilroy, CA
Gipson, Charles	INF/OF	2004	Orange, CA
Glover, Gary	RHP	2007-08	Cleveland, OH
Gomes, Brandon	RHP	2011-15	Fall River, MA
Gomes, Jonny	OF	2003-08	San Francisco, CA
Gomez, Chris	SS	2001-02	Los Angeles, CA
Gonzalez, Alex	INF	2005	Miami, FL
González, Dicky	RHP	2004	Bayamon, PR
González, Geremi	RHP	2003-04	Maracaibo, VEN
Gooden, Dwight	RHP	2000	Tampa, FL
Gorecki, Rick	RHP	1998	Evergreen, IL
Graffanino, Tony	INF	1999-2000	Amityville, NY
Green, Nick	INF	2005-06	Pensacola, FL
Grieve, Ben	OF	2001-03	Arlington, TX
Gross, Gabe	OF	2008-09	Baltimore, MD
Guillén, José	OF	1999-2001	San Cristobal, DR
Guillén, Ozzie	INF	2000	Ocumare del Tuy, VEN
Guilmet, Preston	RHP	2015	Roseville, CA
Guthrie, Mark	LHP	2000	Buffalo, NY
Guyer, Brandon	OF	2011-12, 2014-16	West Chester, PA
Guzmán, Freddy	OF	2013	Santo Domingo, DR
Guzmán, Joel	OF	2007	Quisqueya, PR
Guzmán, Juan	RHP	2000	Santo Domingo, DR
H	POS.	YEARS	BIRTHPLACE
Halama, John	LHP	2004	Brooklyn, NY
Hall, Toby	C	2000-06	Tacoma, WA
Hammel, Jason	RHP	2006-08	Greenville, SC
Hanigan, Ryan	C	2014	Washington, DC
Harper, Travis	RHP	2000-06	Harrisonburg, VA
Harris, Brendan	INF	2007	Albany, NY
Harville, Chad	RHP	2006	Selmer, TN
Hawpe, Brad	OF	2010	Fort Worth, TX
Haynes, Nathan	OF	2008	Oakland, CA
Hechavarria, Adeiny	SS	2017	Santiago de Cuba, Cuba
Hellickson, Jeremy	RHP	2010-14	Des Moines, IA
Hendrickson, Mark	LHP	2004-06	Mount Vernon, WA
Hernández, Michel	C	2008-09	Havana, Cuba
Hernández, Roberto M.	RHP	1998-2000	Santurce, PR
Hernández, Roberto H.	RHP	2013	Santo Domingo, DR
Hill, Ken	RHP	2001	Lynn, MA
Hinske, Eric	INF/OF	2008	Menasha, WI
Hollins, Damon	OF	2005-06	Fairfield, CA
Hoover, Paul	C	2001-02	Columbus, OH
Howell, J.P.	LHP	2006-12	Modesto, CA
Hu, Chih-Wei	RHP	2017	Taichung, Taiwan
Huff, Aubrey	INF/OF	2000-06	Marion, OH
Hunter, Tommy	RHP	2017	Indianapolis, IN
I-J	POS.	YEARS	BIRTHPLACE
Isringhausen, Jason	RHP	2009	Brighton, IL
Iwamura, Akinori	INF	2007-09	Ehime, Japan



Jackson, Edwin	RHP	2006-08	Neu-Ulm, GER
James, Delvin	RHP	2002	Nacogdoches, TX
Jaso, John	C/DH	2008-11, 2015	Chula Vista, CA
Jennings, Dan	LHP	2017	Berkeley, CA
Jennings, Desmond	OF	2010-16	Birmingham, AL
Jepsen, Kevin	RHP	2015-16	Anaheim, CA
Jimenez, Jason	LHP	2002	Modesto, CA
Johnson, Charles	C	2005	Brook Pierce, FL
Johnson, Dan	INF/OF	2008, 2010-11	Coon Rapids, MN
Johnson, Elliot	INF/OF	2008, 2011-12	Safford, AZ
Johnson, Jason	RHP	1998	Santa Barbara, CA
Johnson, Kelly	INF/OF	2013	Austin, TX
Johnson, Russ	INF	2000-02	Baton Rouge, LA
Joyce, Matt	OF	2009-14	Tampa, FL
Judd, Mike	RHP	2001	San Diego, CA

K	POS.	YEARS	BIRTHPLACE
Kapler, Gabe	OF	2009-10	Hollywood, CA
Karns, Nate	RHP	2014-15	Franklin, PA
Kazmir, Scott	LHP	2004-09	Houston, TX
Kelly, Kenny	OF	2000	Plant City, FL
Kelly, Mike	OF	1998	Los Angeles, CA
Kennedy, Joe	LHP	2001-03	La Mesa, CA
Kent, Steve	LHP	2002	Frankfurt, GER
Keppinger, Jeff	INF	2012	Miami, FL
Kiermaier, Kevin	OF	2013-17	Fort Wayne, IN
Kittredge, Andrew	RHP	2017	Spokane, WA
Kolarek, Adam	LHP	2017	Baltimore, MD
Kotchman, Casey	1B	2011	St. Petersburg, FL
Krauss, Marc	1B	2015	Deshler, OH

L	POS.	YEARS	BIRTHPLACE
LaForest, Pete	C	2003, 2005	Hull, CAN
Laker, Tim	C	1998, 2005	Encino, CA
Lamb, David	INF	1999	West Hills, CA
Ledesma, Aaron	INF	1998-99	Union City, CA
Lee, Travis	1B	2003, 2005-06	San Diego, CA
Levine, Al	RHP	2003	Park Ridge, IL
Lidle, Cory	RHP	1999-2000	Hollywood, CA
Liefer, Jeff	3B	2003	Fontana, CA
Lobaton, José	C	2011-13	Acarigua, VEN
Lombard, George	OF	2003	Atlanta, GA
Loney, James	1B	2013-15	Houston, TX
Longoria, Evan	3B	2008-17	Downey, CA
Lopez, Albie	RHP	1998-2001	Mesa, AZ
López, Felipe	INF	2011	Bayamon, PR
Lowery, Terrell	OF	1999	Oakland, CA
Lueke, Josh	RHP	2012-14	Covington, KY
Lugo, Julio	SS	2003-06	Barahona, DR
Lugo, Ruddy	RHP	2006-07	Barahona, DR

M	POS.	YEARS	BIRTHPLACE
Mahtook, Mikie	OF	2015-16	Lafayette, LA
Maile, Luke	C	2015-16	Edgewood, KY
Malaska, Mark	LHP	2003	Youngstown, OH
Mariñez, Jhan	RHP	2016	Santo Domingo, DR
Marks, Justin	LHP	2016-17	Owensboro, KY
Martin, Al	OF	2003	West Covina, CA
Martin, J.D.	RHP	2013	Ridgecrest, GA
Martin, Tom	LHP	2002	Charleston, SC
Martinez, Dave	OF	1998-2000	Brooklyn, NY
Martínez, Félix	SS	2000-01	Nagua, DR
Martínez, Michael	INF	2017	Santo Domingo, DR
Martinez, Tino	1B	2004	Tampa, FL
Matsui, Hideki	DH	2012	Ishikawa, Japan
McCarty, Dave	INF/OF	2002	Houston, TX
McClain, Scott	INF	1998	Simi Valley, CA
McClung, Seth	RHP	2003, 2005-06	Lewisburg, WV

McCracken, Quinton	OF	1998-2000	Wilmington, NC
McGee, Jake	LHP	2010-15	Sparks, NV
McGriff, Fred	1B	1998-2001, 2004	Tampa, FL
Meacham, Rusty	RHP	2001	Stuart, FL
Meadows, Brian	RHP	2006	Montgomery, AL
Mecir, Jim	RHP	1998-2000	Queens, NY
Miceli, Dan	RHP	2006	Newark, NJ
Miller, Brad	INF	2016-17	Orlando, FL
Miller, Trevor	LHP	2004-05, 2008	Louisville, KY

Mohr, Dustan	OF	2007	Hattiesburg, MS
Molina, José	C	2012-14	Bayamon, PR
Moore, Matt	LHP	2011-16	Fort Walton Beach, FL
Moreno, Diego	RHP	2017	Higuerote, VEN
Morris, Jim	LHP	1999-2000	Brownwood, TX
Morrison, Logan	1B	2016-17	Kansas City, MO
Moss, Damian	LHP	2004	Darlinghurst, AUS
Motter, Taylor	INF/OF	2016	West Palm Beach, FL
Munson, Eric	INF/OF	2005	San Diego, CA
Myers, Wil	OF	2013-14	Thomasville, NC

N	POS.	YEARS	BIRTHPLACE
Nava, Daniel	OF	2015	Redwood City, CA
Navarro, Dioner	C	2006-10	Caracas, VEN
Nelson, Joe	RHP	2009	Alameda, CA
Newman, Alan	LHP	1999	La Habra, CA
Niemann, Jeff	RHP	2008-13	Houston, TX
Nomo, Hideo	RHP	2005	Osaka, Japan
Norris, Derek	C	2017	Goddard, KS
Norton, Greg	INF/OF	2006-07	San Leandro, CA
Núñez, Franklin	RHP	2004-05	Nagua, DR

O-P	POS.	YEARS	BIRTHPLACE
Odorizzi, Jake	RHP	2013-17	Breese, IL
Ordaz, Luis	INF	2006	Maracaibo, VEN
Ordoñez, Rey	SS	2003	Havana, Cuba
Orvella, Chad	RHP	2005-07	Renton, WA
Oviedo, Juan Carlos	RHP	2014	Bonao, DR



Parque, Jim	LHP	2003	Norwalk, CA
Parris, Steve	RHP	2003	Joliet, IL
Paul, Josh	C	2006-07	Evanston, IL
Pearce, Steve	INF	2016	Lakeland, FL
Peña, Carlos	1B	2007-10, 2012	Santo Domingo, DR
Pennington, Brad	LHP	1998	Salem, IN
Peralta, Joel	RHP	2011-14	Bonao, DR
Percival, Troy	RHP	2008-09	Fontana, CA
Pérez, Antonio	INF	2003	Bani, DR
Perez, Eduardo	INF/OF	2004-05	Cincinnati, OH
Perez, Fernando	OF	2008-09	Elizabeth, NJ
Pérez, Tomás	INF	2006	Barquisimeto, VEN
Perry, Herbert	3B	1999-2000	Live Oak, FL
Peterson, Shane	OF	2017	Fallbrook, CA
Phelps, Josh	INF	2005	Anchorage, AK
Phelps, Travis	RHP	2001-02	Neosho, MO
Piatt, Adam	OF	2003	Chicago, IL
Plouffe, Trevor	INF	2017	West Hills, CA
Price, David	LHP	2008-14	Nashville, TN
Prieto, Ariel	RHP	2001	Havana, Cuba
Pruitt, Austin	RHP	2017	Plano, TX
Puello, César	OF	2017	La Romana, DR
Q-R	POS.	YEARS	BIRTHPLACE
Qualls, Chad	RHP	2010	Harbor City, CA
Querecuto, Juniel	INF	2016	Barquisimeto, VEN
Ramírez, Alexei	INF	2016	Pinar del Rio, Cuba
Ramírez, Erasmo	RHP	2015-17	Managua, NIC
Ramírez, Manny	DH	2011	Santo Domingo, DR
Ramos, Cesar	LHP	2011-14	Los Angeles, CA
Ramos, Wilson	C	2017	Valencia, VEN
Rasmus, Colby	OF	2017	Columbus, GA
Rekar, Bryan	RHP	1998-2001	Oak Lawn, IL
Restovich, Michael	OF	2005	Rochester, MN
Reyes, Al	RHP	2007-08	San Cristobal, DR
Reyes, Carlos	RHP	2003	Miami, FL
Rhymes, Will	INF	2012	Houston, TX
Richard, Chris	1B	2009	San Diego, CA
Ridgway, Jeff	LHP	2007	Port Angeles, WA
Riefenhauser, C.J.	LHP	2014-15	Yonkers, NY
Riggins, Shawn	C	2007-09	Fort Lauderdale, FL
Ritchie, Todd	RHP	2004	Portsmouth, VA
Rivera, René	C	2015	Bayamon, PR
Roberts, Ryan	INF	2012-13	Fort Worth, TX
Robertson, Daniel	INF	2017	Upland, CA
Robinson, Kerry	OF	1998	St. Louis, MO
Rocker, John	LHP	2003	Statesboro, GA
Rodney, Fernando	RHP	2012-13	Samana, DR
Rodríguez, Sean	INF/OF	2010-14	Miami, FL
Roe, Chaz	RHP	2017	Steubenville, OH
Rolls, Damian	INF	2000-04	Kansas City, KS
Romano, Jason	INF	2004	Tampa, FL
Romero, Enny	LHP	2013, 2015-16	Santo Domingo, DR
Romo, Sergio	RHP	2017	Brawley, CA
Rose, Brian	RHP	2001	New Bedford, MA

Ruebel, Matt	LHP	1998	Cincinnati, OH
Ruggiano, Justin	OF	2007-08, 2010-11	Austin, TX
Rupe, Ryan	RHP	1999-2002	Houston, TX
Russell, Adam	RHP	2011	North Olmstead, OH
Ryu, Jae Kuk	RHP	2007	Choon Chung Do, SKO

S	POS.	YEARS	BIRTHPLACE
Salas, Juan	RHP	2006-08	Santo Domingo, DR
Sánchez, Álex	OF	2005	Havana, Cuba
Sánchez, Rey	INF	2004	Rio Piedras, PR
Sandberg, Jared	3B	2001-03	Olympia, WA
Sands, Jerry	OF	2014	Middletown, NY
Santana, Julio	RHP	1998-99	San Pedro de Macoris, DR
Saunders, Tony	LHP	1998-99	Baltimore, MD
Scott, Luke	DH	2012-13	De Leon Springs, FL
Seay, Bobby	LHP	2001, 2003-04	Baton Rouge, LA
Seo, Jae	RHP	2006-07	Kwanju, SKO
Shaffer, Richie	INF	2015-16	Flemington, NJ
Sheets, Andy	INF	2001-02	Olympia, WA
Shields, James	RHP	2006-12	Newhall, CA
Shoppach, Kelly	C	2010-11	Fort Worth, TX
Shouse, Brian	LHP	2009	Effingham, IL
Shumpert, Terry	INF/OF	2003	Paducah, KY
Silvestri, Dave	INF	1998	St. Louis, MO
Simon, Randall	INF	2004	Willemstad, CUR
Singleton, Chris	OF	2005	Martinez, CA
Sizemore, Grady	OF	2015	Seattle, WA
Smith, Bobby	INF	1998-2002	Oakland, CA
Smith, Jason	INF	2002-03	Meridian, MI
Smith, Mallex	OF	2017	Tallahassee, FL
Smyly, Drew	LHP	2014-16	Little Rock, AR
Snell, Blake	LHP	2016-17	Seattle, WA
Solis, Ali	C	2014	Mexicali, MEX
Sonnanstine, Andy	RHP	2007-11	Barberton, OH
Soriano, Rafael	RHP	2010	San Jose, DR
Sorrento, Paul	1B/OF	1998-99	Somerville, MA
Sosa, Jorge	RHP	2002-04	Santo Domingo, DR
Souza Jr., Steven	OF	2015-17	Everett, WA
Sparks, Jeff	RHP	1999-2000	Houston, TX
Springer, Dennis	RHP	1998	Fresno, CA
Springer, Russ	RHP	2009	Alexandria, IL
Standridge, Jason	RHP	2001-04	Birmingham, AL
Stanek, Ryne	RHP	2017	St. Louis, MO
Stocker, Kevin	SS	1998-2000	Spokane, WA
Stokes, Brian	RHP	2006-07	Pomona, CA
Sturdevant, Tyler	RHP	2016	Littleton, CA
Sturtze, Tanyon	RHP	2000-02	Worcester, MA
Sucre, Jesús	C	2017	Cumaná, VEN
Sutton, Drew	INF	2012	El Dorado, AR
Switzer, Jon	LHP	2003, 2005-07	Houston, TX
T-V	POS.	YEARS	BIRTHPLACE
Talbot, Mitch	RHP	2008	Cedar City, UT
Tatis, Ramón	LHP	1998	Guayubin, DR



Taylor, Billy	RHP	2000	Monticello, FL
Taylor, Reggie	OF	2005	Newberry, SC
Teaford, Everett	LHP	2015	Alpharetta, GA
Thayer, Dale	RHP	2009-10	Fountain Valley, CA
Thompson, Rich	OF	2012	Reading, PA
Timmons, Ozzie	OF	2000	Tampa, FL
Torres, Alex	LHP	2011-13	Valencia, VEN
Trachsel, Steve	RHP	2000	Oxnard, CA
Trammell, Bubba	OF	2003	Knoxville, TN
Truby, Chris	INF	2003	Palm Springs, CA
Tyner, Jason	OF	2000-03	Beaumont, TX
Upton Jr., Melvin	INF/OF	2004, 2006-12	Norfolk, VA

Valentin, Javier	C	2003	Manati, PR
Vaughn, Greg	OF	2000-02	Sacramento, CA
Velandia, Jorge	INF	2007	Caracas, VEN
Venafro, Mike	LHP	2003	Tacoma Park, MD
Vogt, Stephen	C/DH	2012	Visalia, CA

W-Z	POS.	YEARS	BIRTHPLACE
Wade, Terrell	LHP	1998	Rembert, SC
Waechter, Doug	RHP	2003-06	St. Petersburg, FL
Walker, Tyler	RHP	2006	San Francisco, CA
Wallace, Jeff	LHP	2001	Wheeling, WV
Walton, Jerome	OF	1998	Coweta County, GA
Webb, John	RHP	2004-05	Pensacola, FL
Webb, Ryan	RHP	2016	Clearwater, FL
Weeks Jr., Rickie	1B	2017	Altamonte Springs, FL
Wheeler, Dan	RHP	1999-2001, 2007-10	Providence, RI

White, Rick	RHP	1998-2000	Springfield, OH
Whitley, Chase	RHP	2016-17	Ranburne, AL
Wigginton, Ty	INF	2006-07	San Diego, CA
Williams, Gerald	OF	2000-01	New Orleans, LA
Wilson, Bobby	C	2015-16	Dunedin, FL
Wilson, Josh	INF	2007	Pittsburgh, PA
Wilson, Paul	RHP	2000-02	Orlando, FL
Winn, Randy	OF	1998-2002	Los Angeles, CA
Witasick, Jay	RHP	2007	Baltimore, MD
Witt, Bobby	RHP	1999	Arlington, TX
Witt, Kevin	DH	2006	High Point, NC
Wood, Hunter	RHP	2017	Rogers, AR
Wright, Jamey	RHP	2013	Oklahoma City, OK
Wright, Wesley	LHP	2013	Montgomery, AL
Yan, Esteban	RHP	1998-2002	Campina del Seibo, DR
Yates, Kirby	RHP	2014-15	Lihue, HI
Young, Delmon	OF	2006-07, 2013	Montgomery, AL

Zambrano, Victor	RHP	2001-04	Los Teques, VEN
Zaun, Gregg	C	2009	Glendale, CA
Zobrist, Ben	INF/OF	2006-14	Eureka, IL

COACHES	POS.	YEARS	BIRTHPLACE
Anderson, Brian	Assistant Pitching	2008-09	Portsmouth, VA
Baldelli, Rocco	1B	2015-17	Woonsocket, RI
Bogar, Tim	Quality Assurance	2008	Indianapolis, IN

Boggs, Wade	Hitting	2001	Omaha, NE
Boroski, Stan	Assistant Pitching	2010-11	Martins Ferry, OH
	Bullpen	2012-17	

Bosio, Chris	Pitching	2003	Carmichael, CA
Brown, Jackie	Pitching	2002	Holdenville, OK
Butcher, Mike	Pitching	2006	Davenport, IA
Cardenal, José	1B	2000-01	Matanzas, Cuba
Cash, Kevin	Manager	2015-17	Tampa, FL
Collins, Terry	Bullpen	2001	Midland, MI
	3B	2001	

Daulton, Darren	Bullpen	2001	Arkansas City, KS
Evers, Bill	Bench	2006	New York, NY
Ezell, Glenn	Bullpen	2001-02	Kentwood, LA
Fischer, Bill	Pitching	2000-01	Wausau, WI
Foley, Tom	3B	2002-14	Columbus, GA
	Bench	2015-17	

Gomez, Orlando	Bullpen	1998-2000	Juan Diaz, PR
Greene, Todd	Quality Assurance	2009	Augusta, GA

Hatcher, Billy	1B	1998-99, 2003-05	Williams, AZ
	3B	2000-01	
	Bench	2001-02	

Henderson, Steve	Hitting	1998, 2006-09	Houston, TX
------------------	---------	---------------	-------------

Hernandez, Chuck	Pitching	2004-05	Tampa, FL
Hendrick, George	1B	2006-14	Los Angeles, CA
Hickey, Jim	Pitching	2007-17	Chicago, IL
Howard, Frank	Bench	1998-99	Columbus, OH
Maddon, Joe	Manager	2006-14	Hazleton, PA
Martinez, Dave	1B	2007	Brooklyn, NY
	Bench	2008-14	

May, Lee	1B	2001-02	Birmingham, AL
----------	----	---------	----------------

May, Milt	Hitting	2002	Gary, IN
-----------	---------	------	----------

McLaren, John	Bench	2003	Galveston, TX
---------------	-------	------	---------------

McRae, Hal	Bench	2001	Avon Park, FL
	Manager	2001-02	

Montoyo, Charlie	3B	2015-17	Tucson, AZ
------------------	----	---------	------------

Mottola, Chad	Hitting	2016-17	Augusta, GA
---------------	---------	---------	-------------

Nelson, Jamie	Coach	2013-17	Clinton, OK
---------------	-------	---------	-------------

Piniella, Lou	Manager	2003-05	Tampa, FL
---------------	---------	---------	-----------

Ramos, Bobby	Bullpen	1998, 2006-11	Calabazar de Sagua, Cuba
--------------	---------	---------------	--------------------------

Riddoch, Greg	3B	1998-99	Greeley, CO
---------------	----	---------	-------------

Roberts, Leon	Hitting	1999-2000	Vicksburg, MI
---------------	---------	-----------	---------------

Rothschild, Larry	Manager	1998-2001	Chicago, IL
-------------------	---------	-----------	-------------

Russell, Bill	Bench	2000	Pittsburg, KS
---------------	-------	------	---------------

Shelton, Derek	Hitting	2010-16	Carbondale, IL
----------------	---------	---------	----------------

Sinatro, Matt	Bullpen	2003-05	West Hartford, CT
---------------	---------	---------	-------------------

Williams, Rick	Pitching	1998-2000	Fort Worth, TX
----------------	----------	-----------	----------------

Zimmer, Don	Sr. Advisor	2004-14	Cincinnati, OH
-------------	-------------	---------	----------------



Numerical Roster

0

Mallex Smith 2017

1

Miguel Cairo 1998-2000

Antonio Pérez 2003

Rey Sánchez 2004

Joey Gathright 2004-06

Akinori Iwamura 2007-09

Sean Rodriguez 2010-14

Tim Beckham 2013, 2015-17

2

Scott McClain 1998

Randy Winn 1998-2002

*Billy Hatcher 2001-02

Álex Sánchez 2005

Fernando Cortez 2005

Melvin Upton Jr. 2004, 2006-12

Kelly Johnson 2013

Nick Franklin 2014-16

Michael Martínez 2017

Shane Peterson 2017

3

Quinton McCracken 1998-2000

Brent Abernathy 2001-03

Félix Escalona 2002-03

Jason Smith 2002-03

Jorge Cantú 2004-07

Jorge Velandia 2007

Evan Longoria 2008-17

4

Aaron Ledesma 1998-99

Gerald Williams 2000-01

Jason Conti 2002

*Dave Martinez 1998-2000, 2007-14

*Jamie Nelson 2013-17

Blake Snell 2016-17

5

*Steve Henderson 1998, 2006-09

*Leon Roberts 1999-2000

*Terry Collins 2001

Félix Escalona 2002-03

Pat Burrell 2009-10

**Rocco Baldelli 2003-08, 2010, 2015-17

Sam Fuld 2011-13

Brandon Guyer 2011-12, 2014-16

Matt Duffy 2016

6

*Orlando Gomez 1998-2000

John Flaherty 1998-2002

*Tom Foley 2002-17

7

*Greg Riddoch 1998-99

*Bobby Ramos 1998, 2006-11

*José Cardenal 2000-01

*John McLaren 2003-05

Jeff Keppinger 2012

David DeJesus 2013-15

Daniel Nava 2015

Logan Morrison 2016-17

8

Mike DiFelice 1998-2001, 2008

Carl Crawford 2002-10

Marlon Anderson 2003

Jason Romano 2004

Alex Gonzalez 2005

Josh Paul 2006-07

Jason Bartlett 2008-10

Desmond Jennings 2010-16

Rickie Weeks Jr. 2017

Danny Espinosa 2017

9

Bobby Smith 1998-2002

Vinny Castilla 2000-01

Chris Gomez 2001-02

Al Martin 2003

Robert Fick 2004

Melvin Upton Jr. 2004, 2006-12

Tomás Pérez 2006

Josh Wilson 2007

Shawn Riggans 2006-09

Gregg Zaun 2009

Hank Blalock 2010

Elliot Johnson 2008, 2011-12

Wil Myers 2013-14

Joey Butler 2015

Oswaldo Arcia 2016

Juniel Querecuto 2016

10

Rich Butler 1998-99

Damian Rolls 2000-04

Russ Johnson 2000-02

*Darren Daulton 2001

Jared Sandberg 2001-03

Rey Ordoñez 2003

Chris Singleton 2005

Luis Ordaz 2006

Dustan Mohr 2007

Justin Ruggiano 2007-08, 2010-11

Kelly Shoppach 2010-11

Brandon Guyer 2011-12, 2014-16

Will Rhymes 2012

Logan Forsythe 2014-16

Jake Elmore 2015

Corey Dickerson 2016-17

11

*Larry Rothschild 1998-2001

Jason Tyner 2000-03

*Hal McRae 2001-02

Geoff Blum 2004

Hideo Nomo 2005

Jae Kuk Ryu 2007-08

Shawn Riggans 2006-09

Joe Dillon 2009

Justin Ruggiano 2007-08, 2010-11

Brad Hawpe 2010

Casey Kotchman 2011

Brandon Guyer 2011-12, 2014-16

Yunel Escobar 2013-14

Logan Forsythe 2014-16

Adeiny Hechavarria 2017

12

Retired

**Wade Boggs 1998-99, 2001

13

Miguel Cairo 1998-2000

Ozzie Guillén 2000

Carl Crawford 2002-10

Ben Francisco 2012

Jason Bourgeois 2013

Heath Bell 2014

Asdrúbal Cabrera 2015

Brad Miller 2016-17

14

**Dave Martinez 1998-2000, 2007-14

Jason Tyner 2000-03

Greg Norton 2006-07

*Lou Piniella 2003-05

David Price 2008-14

Jaff Decker 2016

Trevor Plouffe 2017

15

Kerry Robinson 1998

David Lamb 1999

Kenny Kelly 2000

Paul Hoover 2001-02

*Tom Foley 2002-17

*Matt Sinatra 2003-05

Casey Fossum 2005-07

Cliff Floyd 2008

Reid Brignac 2008-12

Shelley Duncan 2013

Delmon Young 2006-07, 2013

* FIELD STAFF;

** BOTH PLAYER & FIELD STAFF



**Rocco Baldelli 2003-08, 2010, 2015-17

16

Tim Laker	1998, 2005
Dwight Gooden	2000
Félix Martínez	2000-01
*Tom Foley	2002-17
Travis Lee	2003, 2005-06
Brendan Harris	2007
Willy Aybar	2008-10
Justin Ruggiano	2007-08, 2010-11
Chris Gimenez	2012-13
*Derek Shelton	2010-16
**Kevin Cash	2005, 2015-17

17

Dave Silvestri	1998
Rolando Arrojo	1998-99
Joe Kennedy	2001-03
Charles Gipson	2004
**Kevin Cash	2005, 2015-17
Raúl Casanova	2007
*Brian Anderson	2008-09
*Derek Shelton	2010-16
Jumbo Díaz	2017
Taylor Featherston	2017

18

Julio Franco	1999
*Bill Russell	2000
Ben Grieve	2001-03
Nick Green	2005-06
Ben Zobrist	2006-14
Peter Bourjos	2017

19

Kevin Stocker	1998-2000
Aubrey Huff	2000-06
Scott Kazmir	2004-09
Gabe Kapler	2009-10
Brandon Allen	2012
Ryan Roberts	2012-13
Jerry Sands	2014
Curt Casali	2014-17

20

Bobby Smith	1998-2002
Vinny Castilla	2000-01
*Billy Hatcher	2001-02
Dave McCarty	2002
Javier Valentín	2003
Midre Cummings	2004
*Bill Evers	2006-07
Mike DiFelice	1998-2001, 2008
Matt Joyce	2009-14
Steven Souza Jr.	2015-17

21

Bubba Trammell	1998-2000
Aubrey Huff	2000-06

Josh Phelps 2005

Ty Wigginton	2006-07
Andy Sonnanstine	2007-11
José Lobaton	2011-13
James Loney	2013-15
Bobby Wilson	2015, 2016
Taylor Featherston	2017
Lucas Duda	2017

22

John Flaherty	1998-2002
*Billy Hatcher	2001-02
Terry Shumpert	2003
*Matt Sinatro	2003-05
José Cruz Jr.	2004
Casey Fossum	2005-07
Shawn Camp	2006-07
Matt Garza	2008-10
Johnny Damon	2011
Chris Archer	2012-17

23

*Orlando Gomez	1998-2000
John Flaherty	1998-2002
Greg Vaughn	2000-02
Julio Lugo	2003-06
Carlos Peña	2007-10, 2012
Casey Kotchman	2011
Jake Odorizzi	2013-17

24

Charles Johnson	1998
Mike Kelly	1998
Ryan Rupe	1999-2002
George Lombard	2003
Tino Martínez	2004
Eric Munson	2005
Kevin Witt	2006
Sean Burroughs	2006
*Todd Greene	2009
Dan Johnson	2008, 2010-11
Manny Ramírez	2011
Rich Thompson	2012
J.D. Martin	2013
Ryan Hanigan	2014
Grady Sizemore	2015
Hank Conger	2016
Alexei Ramírez	2016

25

*Frank Howard	1998-99
*Orlando Gomez	1998-2000
Russ Johnson	2000-02
Damion Easley	2003
Chris Truby	2003
Matt Diaz	2003-04
*George Hendrick	2006-14
*Charlie Montoyo	2015-17

26

Tim Laker	1998, 2005
Tony Graffanino	1999-2000
Andy Sheets	2001-02
Jared Sandberg	2001-03
Brook Fordyce	2004
Scott Kazmir	2004-09
Delmon Young	2006-07, 2013
Gabe Gross	2008-09
Dan Johnson	2008, 2010-11
Stephen Vogt	2012
Jesse Crain	2013
Brad Boxberger	2014-17

27

Jerome Walton	1998
Cory Lidle	1999-2000
Bobby Seay	2001, 2003-04
Geoff Blum	2004
Damon Hollins	2005-06
Scott Dohmann	2007-08
Gabe Kapler	2009-10
Desmond Jennings	2010-15
Sam Fuld	2011-13
Cesar Ramos	2011-14
Mikie Mahtook	2015-16

28

Eddie Gaillard	1998-99
Steve Cox	1999-2002
Jim Parque	2003
Danys Báez	2004-05
Al Reyes	2007-08
John Jaso	2008-11, 2015
José Molina	2012-14
Steve Pearce	2016
Colby Rasmus	2017

29

Fred McGriff	1998-2001, 2004
Jason Smith	2002-03
*Chris Bosio	2003
Reggie Taylor	2005
Russell Branyan	2006
Joel Guzmán	2007
Rafael Soriano	2010
Dan Johnson	2008, 2010-11
Tim Beckham	2013, 2015-17
Ryan Brett	2015
Daniel Robertson	2017

30

Rolando Arrojo	1998-99
Scott Aldred	1998-99
José Guillén	1999-2001
Brandon Backe	2002-03
*Tom Foley	2002-17
Mark Hendrickson	2004-06

* FIELD STAFF;
 ** BOTH PLAYER & FIELD STAFF



Dioner Navarro	2006-10
Brandon Guyer	2011-12, 2014-16
Luke Scott	2012-13
Vince Belnome	2014
Erasmó Ramirez	2015-17
César Puello	2017

31

Tony Saunders	1998-99
Jonny Gomes	2003-08
Todd Ritchie	2004
Lance Cormier	2009-10
José Lobaton	2011-13
Burke Badenhop	2012
Allan Dykstra	2015
Xavier Cedeño	2015-17

32

Albie Lopez	1998-2001
Nick Bierbrodt	2001, 2003
Adam Piatt	2003
Damian Moss	2004
Michael Restovich	2005
Shawn Riggins	2006-09
Eric Hinske	2008
Chris Richard	2009

33

*Frank Howard	1998-99
José Canseco	1999-2000
Damian Rolls	2000-04
Eduardo Perez	2004-05
Dan Miceli	2006
James Shields	2006-12
Drew Smyly	2014-16
Derek Norris	2017
Steve Cishek	2017

34

Dan Wheeler	1999-2001, 2007-10
Paul Abbott	2004-05
Jeff Niemann	2008-13
C.J. Riefenhauser	2014-15
Jake Faria	2017

35

Dennis Springer	1998
Bryan Rekar	1998-2001
Herbert Perry	1999-2000
*Bill Fischer	2000-01
*Milt May	2002
Randall Simon	2004
Delmon Young	2006-07, 2013
Elijah Dukes	2007
Dan Wheeler	1999-2001, 2007-10
Hideki Matsui	2012
Jamey Wright	2013
Cole Figueroa	2014
Matt Andriese	2015-17

36

Matt Ruebel	1998
Terrell Wade	1998
Tim Laker	1998, 2005
Mark Guthrie	2000
Tony Fiore	2000-01
Luis De Los Santos	2002
Jorge Sosa	2002-04
Jeff Liefer	2003
Edwin Jackson	2006-08
Russ Springer	2009
Randy Choate	2009-10
Adam Russell	2011
Brooks Conrad	2012
Marc Krauss	2015
Richie Shaffer	2015-16
Andrew Kittredge	2017

37

Scott Aldred	1998-99
Norm Charlton	1999
Billy Taylor	2000
Rusty Meacham	2001
Brandon Backe	2002-03
Seth McClung	2003, 2005-06
Russ Springer	2009
Randy Choate	2009-10
Juan Cruz	2011
Alex Colomé	2013-17

38

*Rick Williams	1998-2000
Doug Creek	2000-02
Travis Harper	2000-06
Lance Carter	2002-05
Andy Sonnanstine	2007-11
Fernando Perez	2008-09
Robinson Chirinos	2011-12
Jeff Beliveau	2013-15
Taylor Motter	2016

39

Roberto M. Hernández	1998-2000
Lee Gardner	2002, 2005
Steve Parris	2003
Pete Laforest	2003, 2005
Jason Childers	2006
J.P. Howell	2006-12
Kevin Kiermaier	2013-17

Wilson Álvarez	1998-2002
Al Levine	2003
Doug Waechter	2003-06
Jaе Seo	2006-07
Troy Percival	2008-09
Wade Davis	2009-12

40

Roberto H. Hernández	2013
Erik Bedard	2014
J.P. Arencebia	2015
Kevin Jepsen	2015, 2016
Wilson Ramos	2017

41

Danny Clyburn	1999
Paul Wilson	2000-02
Rob Bell	2003-05
Brian Stokes	2006-07
Michel Hernández	2008-09
José Lobaton	2011-13
*Stan Boroski	2010-17
Kevin Kiermaier	2013-17

43

Esteban Yan	1998-2002
Mike Venafro	2003
Jon Switzer	2003, 2005-07
Dicky González	2004
Joey Gathright	2004-06
Elliot Johnson	2008, 2011-12
Kyle Farnsworth	2011-13
Freddy Guzmán	2013
Ali Solis	2014
Ernesto Frieri	2015
Danny Farquhar	2016-17
Dan Jennings	2017

44

Paul Sorrento	1998-99
Ozzie Timmons	2000
Toby Hall	2000-06
Ken Hill	2001
Reid Brignac	2008-12
Jason Istringhausen	2009
Drew Sutton	2012
*Jamie Nelson	2013-17
René Rivera	2015

45

Jim Mecir	1998-2000
Trevor Enders	2000
Dewon Brazelton	2002-05
Ruddy Lugo	2006-07
Jay Witasick	2007
Felipe López	2011
Russ Canzler	2011
Enny Romero	2013, 2015-16
Jesús Sucre	2017

46

Dan Carlson	1998
Alan Newman	1999
Steve Trachsel	2000
Bobby Seay	2001, 2003-04
Jesús Colomé	2001-06

* FIELD STAFF;

** BOTH PLAYER & FIELD STAFF



Mark Malaska	2003
Brian Meadows	2006
Jeff Ridgway	2007
Joe Nelson	2009
*Stan Boroski	2010-17
Juan Carlos Oviedo	2014
Bobby Wilson	2015, 2016
Luke Maile	2015-16
José Alvarado	2017

47

Mike Duvall	1998-2000
*Lee May	2001-02
Victor Zambrano	2001-04
Franklin Nuñez	2004-05
Scott Dunn	2006
Gary Glover	2007-08
Jeff Bennett	2009
Brandon Gomes	2011-15
Chase Whitley	2016-17

48

Dave Eiland	1998-2000
Ariel Prieto	2001
Delvin James	2002
John Rocker	2003
Jon Switzer	2003, 2005-07
Joe Borowski	2005
*Mike Butcher	2006
*Jim Hickey	2007-17

49

Tanyon Sturtze	2000-02
Jesús Colomé	2001-06
Jason Hammel	2006-08
Winston Abreu	2009
Dane De La Rosa	2011-12
Kirby Yates	2014-15
Dylan Floro	2016
Tommy Hunter	2017

50

Terrell Lowery	1999
Mike Judd	2001
Joe Kennedy	2001-03
*Jackie Brown	2002
Chad Gaudin	2003-04
James Shields	2006-12
Grant Balfour	2007-10, 2014-15
*Stan Boroski	2010-17
Everett Teaford	2015
Jhan Mariñez	2016
Tyler Sturdevant	2016
Austin Pruitt	2017

51

Rick White	1998-2000
Jeff Wallace	2001
Steve Kent	2002
Trever Miller	2004-05, 2008

Tyler Walker	2006
Mitch Talbot	2008
Jay Buente	2011
Nate Karns	2014-15
Dana Eveland	2016
*Chad Mottola	2016-17

52

Ramón Tatis	1998
Brian Rose	2001
Tom Martin	2002
Lee Gardner	2002, 2005
Jon Switzer	2003, 2005-07
John Halama	2004
Brian Shouse	2009
Josh Lueke	2012-14
José Domínguez	2015
Ryan Garton	2016-17
Chaz Roe	2017

53

Matt Ruebel	1998
Bobby Witt	1999
Jason Standridge	2001-04
John Webb	2004-05
Juan Salas	2006-08
Chad Bradford	2008-09
Joaquin Benoit	2010
Alex Cobb	2011-17

54

*Bill Fischer	2000-01
Jason Jimenez	2002
Geremí González	2003-04
Chad Orvella	2005-07
Chad Harville	2006
Mike Ekstrom	2010-11
Álex Torres	2011-13
Steve Geltz	2014-16
Hunter Wood	2017
Sergio Romo	2017

55

Rick Gorecki	1998
*Steve Henderson	1998, 2006-09
*Glen Ezell	2001-02
*Chuck Hernandez	2004-05
Chad Qualls	2010
Rob Delaney	2011
Cesar Ramos	2011-14
Matt Moore	2011-16
Adam Kolarek	2017

56

Bryan Rekar	1998-2001
*Hal McRae	2001-02
*Matt Sinatro	2003-05
*Don Zimmer	2004
Tim Corcoran	2005-07
Álex Torres	2011-13

Fernando Rodney	2012-13
Ronald Belisario	2015
Dana Eveland	2016

57

Brad Pennington	1998
Juan Guzmán	2000
Carlos Reyes	2003
Bartolomé	2004
Fortunato	
Trever Miller	2004-05, 2008
Scott Kazmir	2004-09
*Don Zimmer	2005
Jake McGee	2010-15

58

Travis Harper	2000-06
*Don Zimmer	2006
Wade Davis	2009-12
Jeremy Hellickson	2010-14
Preston Guilmet	2015
Ryan Webb	2016
Justin Marks	2016-17
Chih-Wei Hu	2017

59

Mickey Callaway	1999, 2001
Jorge Sosa	2002-04
José Bautista	2004
Jorge Cantú	2004-07
Shawn Camp	2006-07
*Don Zimmer	2007
Dale Thayer	2009-10
José Lobaton	2011-13
Curt Casali	2014-17
Andrew Bellatti	2015
Eddie Gamboa	2016
Justin Marks	2016-17
Ryne Stanek	2017

60

Julio Santana	1998-99
Victor Zambrano	2001-04
Jonny Gomes	2003-08
*Don Zimmer	2008

61

Mickey Callaway	1999, 2001
Travis Phelps	2001-02
*Don Zimmer	2009

62

Tony Graffanino	1999-2000
Jeff Sparks	1999-2000
*Don Zimmer	2010
Joel Peralta	2011-14

63

Jim Morris	1999-2000
*Don Zimmer	2011

* FIELD STAFF;
 ** BOTH PLAYER & FIELD STAFF



64

*Don Zimmer	2012
Diego Moreno	2017

65

*Don Zimmer	2013
-------------	------

66**Retired**

*Bobby Ramos	1998, 2006-11
Jace Brewer	2000
*Don Zimmer	2014

69

Rob Delaney	2011
-------------	------

70

*Joe Maddon	2006-14
-------------	---------

71

Steve Cox	1999-2002
Damian Rolls	2000-04

72

*Tim Bogar	2008
------------	------

74

J.P. Howell	2006-12
-------------	---------

77

*Scott Cursi	1999-2017
--------------	-----------

81

Toby Hall	2000-06
-----------	---------

87

José De León	2017
--------------	------

97

Joe Beimel	2005
------------	------

98

Jae Seo	2006-07
---------	---------

* FIELD STAFF;

** BOTH PLAYER & FIELD STAFF

DID YOU KNOW?**SPECIAL SEATS**

Fans at Tropicana Field will notice two golden seats, one white seat and one seat memorialized with a plaque in the right field seating area. The golden seat in the third row of Section 148 is the location where the Rays first home run landed, a two-run shot hit by Wade Boggs off DET Justin Thompson in the 6th inning of the Rays inaugural game on March 31, 1998. The other golden seat, in Section 144, marks the spot where Boggs' 3,000th hit landed, a two-run home run off CLE Chris Haney on Aug 7, 1999. The white seat in Section 140 (Row T, Seat 10) marks the spot where Dan Johnson's two-out, 9th-inning, game-tying home run landed against the Yankees in Game 162 of the 2011 season. Three innings later, Evan Longoria hit a walk-off homer to left field giving the Rays an 8-7 win, clinching the AL Wild Card.

Finally, on July 11, 2015, the Rays dedicated a special seat above the right field walkway that will always remain empty in remembrance of prisoners of war (POW) and those missing in action (MIA). President of baseball operations Matt Silverman and pitcher Matt Moore joined World War II veteran and former POW Andrew H. Hines Jr. and Rep. David Jolly of the 13th Congressional District in the pregame ceremony.



All-Time Trades

DATE	TEAM	TRADE
11/11/97	Reds	Acquired OF Mike Kelly for a player to be named (OF Dmitri Young).
11/18/97	Padres	Acquired C John Flaherty for SS Andy Sheets (12th pick in expansion draft) and RHP Brian Boehringer (15th pick in expansion draft).
11/18/97	Braves	Acquired 1B Fred McGriff for cash.
11/18/97	Phillies	Acquired SS Kevin Stocker for OF Bobby Abreu (3rd pick in expansion draft).
3/29/99	Orioles	Acquired OF Danny Clyburn and a player to be named (SS Angel Volquez) for RHP Jason Johnson.
7/21/99	Red Sox	Traded RHP Julio Santana for cash and a player to be named (LHP Will Silverthorn).
7/23/99	Pirates	Acquired OF José Guillén and RHP Jeff Sparks for C Joe Oliver and C Humberto Cota.
7/24/99	Phillies	Acquired RHP Marty Barnett for LHP Scott Aldred.
12/13/99	Rockies	Acquired 3B Vinny Castilla for RHP Rolando Arrojo and INF Aaron Ledesma.
12/13/99	Royals	Acquired INF Damian Rolls for cash.
4/13/00	Astros	Acquired RHP Dwight Gooden for cash.
5/12/00	Cubs	Acquired LHP Mark Guthrie and cash for OF Dave Martinez.
5/27/00	Astros	Acquired INF Russ Johnson for RHP Marc Valdes.
5/31/00	White Sox	Acquired RHP Tanyon Sturtze for INF Tony Graffanino.
7/28/00	Mets	Acquired RHP Paul Wilson and OF Jason Tyner for RHP Rick White and OF Bubba Trammell.
7/28/00	Athletics	Acquired RHP Jesús Colomé and cash for RHP Jim Mecir and LHP Todd Belitz.
7/31/00	Blue Jays	Acquired INF Brent Abernathy for RHP Steve Trachsel and LHP Mark Guthrie.
1/8/01	Athletics, Royals	Oakland sent OF Ben Grieve to Tampa Bay. Tampa Bay sent RHP Cory Lidle to Oakland. Tampa Bay sent RHP Roberto Hernández to Kansas City. Kansas City sent OF Johnny Damon and INF Mark Ellis to Oakland. Oakland sent SS Angel Berroa and C A.J. Hinch to Kansas City.
3/28/01	Dodgers	Acquired RHP Mike Judd for cash.
4/4/01	Mariners	Traded OF Kenny Kelly for cash.
7/25/01	Diamondbacks	Acquired LHP Nick Bierbrodt, OF Jason Conti and cash for RHP Albie Lopez and C Mike DiFelice.
7/27/01	Cubs	Acquired RHP Manny Aybar and a player to be named (SS Jason Smith) for 1B Fred McGriff.
12/13/01	Angels	Acquired LHP Steve Kent for cash.
12/17/01	Angels	Acquired INF Wilmy Caceres for RHP Mickey Callaway.
7/21/02	Mariners	Traded LHP Doug Creek for cash.
10/28/02	Mariners	Received the rights to negotiate with Lou Piniella and acquired SS Antonio Pérez for OF Randy Winn.
12/15/02	Mets	Acquired SS Rey Ordoñez and cash for two players to be named (1B Josh Pressley and INF Russ Johnson).
3/24/03	Brewers	Acquired C Javier Valentín for OF Jason Conti.
7/31/03	Royals	Traded RHP Al Levine for cash.
11/21/03	Cardinals	Acquired 1B Tino Martinez for RHP Evan Rust and 1B John-Paul Davis.
12/14/03	Astros	Acquired INF Geoff Blum for RHP Brandon Backe.
12/14/03	Blue Jays, Rockies	Toronto sent LHP Mark Hendrickson to Tampa Bay. Tampa Bay sent RHP Joe Kennedy to Colorado. Colorado sent RHP Justin Speier to Toronto. Toronto sent a player to be named (RHP Sandy Nin) to Colorado.
4/3/04	Dodgers	Acquired INF/OF Jason Romano for INF Antonio Pérez.
6/28/04	Royals	Traded INF/OF José Bautista for cash.
7/30/04	Mets	Acquired LHP Scott Kazmir and RHP José Díaz for RHP Victor Zambrano and RHP Bartolomé Fortunato.
12/12/04	Blue Jays	Acquired C Kevin Cash for RHP Chad Gaudin.
12/13/04	Diamondbacks	Acquired RHP Angel Garcia (selected by Arizona in the Rule 5 Draft) from Minnesota for cash.



DATE	TEAM	TRADE
2/6/05	Diamondbacks	Acquired LHP Casey Fossum for OF José Cruz Jr. and cash.
3/31/05	Braves	Acquired INF Nick Green for RHP Jorge Sosa.
12/7/05	Padres	Acquired 3B Sean Burroughs for RHP Dewon Brazelton.
12/7/05	Padres	Traded RHP Steve Andrade (selected in the Rule 5 Draft from Toronto) for cash.
12/19/05	Angels	Acquired C Josh Paul for INF Travis Schlichting.
1/14/06	Dodgers	Acquired RHP Edwin Jackson and LHP Chuck Tiffany for RHP Danys Báez, RHP Lance Carter and a player to be named.
4/6/06	Mariners	Acquired RHP Marcos Carvajal for RHP Jose de la Cruz.
4/28/06	Giants	Acquired RHP Tyler Walker for RHP Carlos Hines.
6/20/06	Royals	Acquired LHP J.P. Howell for OF Joey Gathright and INF Fernando Cortez.
6/27/06	Dodgers	Acquired RHP Jae Seo, C Dioner Navarro and a player to be named (OF Justin Ruggiano) for LHP Mark Hendrickson, C Toby Hall and cash.
7/12/06	Astros	Acquired RHP Mitch Talbot and SS Ben Zobrist for INF Aubrey Huff and cash.
7/31/06	Dodgers	Acquired INF Joel Guzmán and OF Sergio Pedroza for SS Julio Lugo.
8/24/06	Padres	Acquired RHP Evan Meek and a player to be named (RHP Dale Thayer) for OF Russell Bryan.
12/7/06	Athletics	Traded OF Ryan Goleksi (selected in the Rule 5 Draft from Cleveland) for cash.
1/2/07	Reds	Acquired INF Brendan Harris for cash.
2/13/07	Cubs	Acquired RHP Jae Kuk Ryu for OF Andrew Lopez and RHP Greg Reinhard.
7/27/07	Brewers	Acquired RHP Grant Balfour for RHP Seth McClung.
7/28/07	Astros	Acquired RHP Dan Wheeler for INF Ty Wigginton.
7/28/07	Reds	Acquired RHP Calvin Medlock and LHP Brian Shackelford for INF Jorge Cantú, OF Shaun Cumberland and cash.
11/20/07	Phillies	Traded OF Chris Snelling for cash.
11/28/07	Twins	Acquired RHP Matt Garza, SS Jason Bartlett and RHP Eduardo Morlan for OF Delmon Young, INF Brendan Harris and OF Jason Pridie.
11/28/07	Mets	Traded RHP Brian Stokes for cash.
12/3/07	Nationals	Acquired LHP Glenn Gibson for OF Elijah Dukes.
12/6/07	Cubs	Traded RHP Tim Lahey (selected in the Rule 5 Draft from Minnesota) for cash.
1/17/08	Braves	Acquired INF Willy Aybar and INF Chase Fontaine for LHP Jeff Ridgway.
4/22/08	Brewers	Acquired OF Gabe Gross for RHP Josh Butler.
8/7/08	Orioles	Acquired RHP Chad Bradford for cash.
12/10/08	Tigers	Acquired OF Matt Joyce for RHP Edwin Jackson.
2/9/09	Indians	Acquired INF Isaias Velasquez for RHP Juan Salas.
4/5/09	Rockies	Acquired RHP Aneury Rodriguez for RHP Jason Hammel.
7/2/09	Indians	Acquired RHP John Meloan for RHP Winston Abreu.
8/7/09	Orioles	Acquired C Gregg Zaun for a player to be named (INF Rhyne Hughes).
8/28/09	Angels	Acquired 2B Sean Rodríguez, LHP Álex Torres and 3B Matt Sweeney for LHP Scott Kazmir.
11/3/09	Pirates	Acquired RHP Jesse Chavez for 2B Akinori Iwamura.
12/2/09	Indians	Acquired C Kelly Shoppach for a player to be named (RHP Mitch Talbot).
12/11/09	Braves	Acquired RHP Rafael Soriano for RHP Jesse Chavez.
7/31/10	Diamondbacks	Acquired RHP Chad Qualls for a player to be named (RHP Matt Gorgen).
12/17/10	Padres	Acquired INF Cole Figueroa, RHP Brandon Gomes, LHP Cesar Ramos and RHP Adam Russell for SS Jason Bartlett and cash.
1/8/11	Cubs	Acquired RHP Chris Archer, C Robinson Chirinos, OF Sam Fuld, OF Brandon Guyer and SS Hak-Ju Lee for RHP Matt Garza, OF Fernando Perez and LHP Zachary Rosscup.
11/27/11	Mariners	Acquired RHP Josh Lueke and cash for C John Jaso.
12/12/11	Marlins	Acquired RHP Burke Badenhop for C Jake Jefferies.
1/30/12	Indians	Traded INF Russ Canzler for cash.
5/16/12	Phillies	Acquired OF Rich Thompson for OF Kyle Hudson.
5/21/12	Pirates	Acquired INF Drew Sutton for cash.
7/24/12	Diamondbacks	Acquired INF Ryan Roberts for INF Tyler Bortnick.
8/31/12	Astros	Acquired OF Ben Francisco for a player to be named (LHP Theron Geith).
12/1/12	Brewers	Acquired OF Raul Mondesi Jr. for RHP Burke Badenhop.



DATE	TEAM	TRADE
12/4/12	Marlins	Acquired SS Yunel Escobar for INF Derek Dietrich.
12/9/12	Royals	Acquired OF Wil Myers, RHP Jake Odorizzi, LHP Mike Montgomery and 3B Patrick Leonard for RHP James Shields, RHP Wade Davis and a player to be named (INF Elliot Johnson).
2/14/13	Rockies	Traded SS Reid Brignac for cash.
3/27/13	Angels	Acquired RHP Steve Geltz for RHP Dane De La Rosa.
4/5/13	Athletics	Traded C Stephen Vogt for cash.
4/8/13	Rangers	Traded C Robinson Chirinos for cash.
4/16/13	Rangers	Acquired LHP Jeff Beliveau for cash.
7/29/13	White Sox	Acquired RHP Jesse Crain for two players to be named (LHP Sean Bierman, INF Ben Kline) and cash.
8/23/13	Nationals	Acquired OF David DeJesus for a player to be named (LHP Matthew Spann).
12/3/13	Reds, Diamondbacks	Cincinnati sent C Ryan Hanigan to Tampa Bay. Arizona sent RHP Heath Bell and cash to Tampa Bay. Tampa Bay sent RHP Justin Choate and a player to be named (OF Todd Glaesmann) to Arizona. Arizona sent LHP David Holmberg to Cincinnati.
1/22/14	Padres	Acquired RHP Matt Andriese, RHP Brad Boxberger, INF Logan Forsythe, RHP Matt Lollis and INF Maxx Tissenbaum for RHP Jesse Hahn and LHP Álex Torres.
2/13/14	Nationals	Acquired RHP Nate Karns for C José Lobaton, LHP Felipe Rivero and OF Drew Vetteson.
7/31/14	Tigers, Mariners	Detroit sent LHP Drew Smyly and SS Willy Adames to Tampa Bay. Seattle sent INF Nick Franklin to Tampa Bay. Tampa Bay sent LHP David Price to Detroit. Detroit sent OF Austin Jackson to Seattle.
11/5/14	Angels	Acquired RHP Mark Sappington for LHP Cesar Ramos.
11/14/14	Diamondbacks	Acquired INF Andrew Velazquez and OF Justin Williams for RHP Jeremy Hellickson.
11/20/14	Dodgers	Acquired RHP José Domínguez and RHP Greg Harris for RHP Joel Peralta and LHP Adam Liberatore.
12/9/14	Pirates	Acquired a player to be named (RHP Buddy Borden) for INF/OF Sean Rodriguez.
12/16/14	Angels	Acquired RHP Kevin Jepsen for OF Matt Joyce.
12/19/14	Padres, Nationals	San Diego sent C René Rivera, RHP Burch Smith and 1B/OF Jake Bauers to Tampa Bay. Washington sent OF Steven Souza Jr. and LHP Travis Ott to Tampa Bay. Tampa Bay sent OF Wil Myers, C Ryan Hanigan, LHP Jose Castillo and RHP Gerardo Reyes to San Diego. San Diego sent RHP Joe Ross and a player to be named (INF Trea Turner) to Washington.
1/10/15	Athletics	Acquired C/DH John Jaso, INF Daniel Robertson, OF Boog Powell and cash for INF/OF Ben Zobrist and INF Yunel Escobar.
3/31/15	Mariners	Acquired RHP Erasmo Ramirez for LHP Mike Montgomery.
4/27/15	Dodgers	Acquired LHP Xavier Cedeño for cash.
6/25/15	Angels	Acquired 1B Marc Krauss for RHP Kyle Winkler.
7/28/15	Angels	Acquired RHP Eduar Lopez for OF David DeJesus.
7/31/15	Twins	Acquired RHP Chih-Wei Hu and RHP Alexis Tapia for RHP Kevin Jepsen.
11/5/15	Mariners	Acquired RHP Danny Farquhar, INF Brad Miller and 1B/OF Logan Morrison for RHP Nate Karns, OF Boog Powell and LHP C.J. Riefenhauser.
12/3/15	Astros	Acquired C Hank Conger for cash.
1/28/16	Rockies	Acquired OF Corey Dickerson and 3B Kevin Padlo for LHP Jake McGee and RHP German Márquez.
6/24/16	Twins	Acquired OF Oswaldo Arcia for cash.
8/1/16	Indians	Acquired OF Nathan Lukes and RHP Jhon Salinas for OF Brandon Guyer.
8/1/16	Orioles	Acquired C Jonah Heim for INF Steve Pearce.
8/1/16	Giants	Acquired SS Matt Duffy, RHP Michael Santos and SS Lucius Fox for LHP Matt Moore.
11/2/16	Reds	Acquired LHP John Lamb for cash.
11/18/16	Mariners	Acquired 1B Dalton Kelly, RHP Andrew Kittredge and RHP Dylan Thompson for INF/OF Richie Shaffer and INF/OF Taylor Motter.
1/11/17	Mariners	Acquired OF Mallex Smith, SS Carlos Vargas and LHP Ryan Yarbrough for LHP Drew Smyly.
1/18/17	Tigers	Acquired a player to be named (RHP Drew Smith) for OF Mikie Mahtook.



DATE	TEAM	TRADE
1/23/17	Dodgers	Acquired RHP José De León for 2B Logan Forsythe.
2/7/17	Nationals	Acquired RHP Jeffery Rosa for LHP Enny Romero.
5/18/17	Indians	Acquired INF Michael Martínez for cash.
6/9/17	Phillies	Acquired INF Taylor Featherston for cash.
6/17/17	Athletics	Acquired INF Trevor Plouffe for cash.
6/26/17	Marlins	Acquired SS Adeiny Hechavarria for RH Ethan Clark and OF Braxton Lee.
7/22/17	Dodgers	Acquired RHP Sergio Romo for cash.
7/27/17	White Sox	Acquired LHP Dan Jennings for 1B Casey Gillaspie.
7/27/17	Mets	Acquired 1B Lucas Duda for RHP Drew Smith.
7/28/17	Mariners	Acquired RHP Steve Cishek and cash for RHP Erasmo Ramirez.
7/31/17	Orioles	Acquired RHP Tobias Myers for INF Tim Beckham.
8/6/17	Mariners	Acquired LHP Anthony Misiewicz, INF/OF Luis Rengifo and a player to be named (INF Osmy Gregorio) for RHP Ryan Garton and C Mike Marjama.
11/30/17	Diamondbacks	Acquired RHP Curtis Taylor for RHP Brad Boxberger.
12/11/17	Athletics	Acquired INF Joey Wendle for a player to be named (C Jonah Heim).
12/12/17	Padres	Acquired INF Ryan Schimpf for INF Deion Tansel.
12/20/17	Giants	Acquired INF Christian Arroyo, LHP Matt Krook, OF Denard Span and RHP Stephen Woods Jr. for 3B Evan Longoria.
2/17/18	Angels	Acquired 1B C.J. Cron for a player to be named.
2/17/18	Twins	Acquired SS Jermaine Palacios for RHP Jake Odorizzi.
2/20/18	Diamondbacks, Yankees	Arizona sent LH Anthony Banda and two players to be named to Tampa Bay. New York-AL sent INF Nick Solak to Tampa Bay and RH Taylor Widener to Arizona. Arizona sent INF Brandon Drury to New York. Tampa Bay sent OF Steven Souza Jr. to Arizona

DID YOU KNOW?

ALL-STAR BALLOTING

Since the first All-Star Game in 1933, selection of the All-Stars has shifted on several occasions between fans, players and managers. In 1933-34, selection of the All-Star teams was up to the fans, who could vote for All-Stars through newspaper ads featuring official ballots.

From 1935-46, each league's eight managers selected the participants while the All-Star Team managers chose the starters. Balloting for the starting lineups, tabulated by the Associated Press, was returned to the fans from 1947-57. However, a case of ballot-stuffing by Cincinnati fans in 1957 prompted Commissioner Ford Frick to make player selection the privilege of managers, players and coaches from 1958-69.

Commissioner Bowie Kuhn returned voting to the fans in 1970. Since then, All-Star fan balloting has developed into the largest voter participation program in the U.S. outside of state and national elections.

Under the current format, major league players elect a reserve for each position as well as five starting pitchers and three relievers. Each All-Star manager selects the starting pitcher from among those pitchers already elected by the players. Major League Baseball selects more players to fill out each roster to 31 players, while ensuring that each team has at least one representative. The Commissioner's Office then selects a list of five nominees for the fans to choose from for the final (32nd) roster spot for each league's team. The Final Man Vote began in 2002.



2017 Transactions

February

- 14** Traded RH **Eddie Gamboa** to the Texas Rangers for cash considerations; signed RH **Nate Eovaldi** to a one-year contract with a club option for 2018.
- 17** Signed RH **Tommy Hunter** to a minor league contract with an invitation to spring training.

March

- 10** Placed RH **Nate Eovaldi** (Tommy John surgery) on the 60-day DL; claimed RH **Jumbo Díaz** off waivers from Cincinnati.
- 15** Optioned INF **Willy Adames**, RH **José De León**, RH **Jake Faria**, RH **Taylor Guerrieri**, RH **Chih-Wei Hu**, RH **Ryne Stanek** and RH **Hunter Wood** to the minor leagues...reassigned RH **Jeff Ames**, INF **Ryan Brett**, C **Nick Ciuffo**, C **Jonah Heim**, 1B **Dalton Kelly** and LH **Ryan Yarbrough** to minor league camp...released LH **Dana Eveland**.
- 17** Optioned LH **José Alvarado** to the minor leagues.
- 23** Reassigned 1B/OF **Jake Bauers**, OF **Johnny Field**, 1B **Casey Gillaspie**, INF **Jake Hager**, RH **Andrew Kittredge**, INF **Patrick Leonard**, OF **Dayron Varona** and RH **Neil Wagner** to minor league camp...released RH **David Carpenter** and RH **Jeff Walters**.
- 26** Placed RH **Kevin Gadea** (right forearm tendinitis) on the 60-day DL; signed C **Derek Norris** to a one-year contract.
- 28** Acquired OF **Peter Bourjos** from the Chicago White Sox for cash considerations.
- 29** Optioned C **Curt Casali**, RH **Ryan Garton** and C **Luke Maile** to the minor leagues...reassigned C **Michael McKenry**, LH **Justin Marks**, RH **Diego Moreno** and OF **Shane Peterson** to minor league camp.
- 30** Optioned RH **Jaime Schultz** and RH **Chase Whitley** to the minor leagues.
- 31** Reassigned RH **Cory Rasmus** to minor league camp.

April

- 1** Designated INF/OF **Nick Franklin** for assignment; placed RH **Brad Boxberger** (right flexor strain), INF **Matt Duffy** (recovery from Achilles surgery) and OF **Colby Rasmus** (recovery from hip surgery) on the 10-day DL; placed C **Wilson Ramos** (recovery from torn ACL) and RH **Shawn Tolleson** (right flexor strain) on the 60-day DL; selected OF **Peter Bourjos**, RH **Tommy Hunter**, C **Jesús Sucre** and 1B **Rickie Weeks Jr.** to the major league roster.
- 2** Designated C **Luke Maile** for assignment.

Opening Day Roster

Pitchers (12)

RH Matt Andriese, RH Chris Archer, LH Xavier Cedeño, RH Alex Cobb, RH Alex Colomé, RH Jumbo Díaz, RH Danny Farquhar, RH Tommy Hunter, RH Jake Odorizzi, RH Austin Pruitt, RH Erasmo Ramirez, LH Blake Snell

Catchers (2)

Derek Norris, Jesús Sucre

Infielders (6)

Tim Beckham, Evan Longoria, Brad Miller, Logan Morrison, Daniel Robertson, Rickie Weeks Jr.

Outfielders (5)

Peter Bourjos, Corey Dickerson, Kevin Kiermaier, Mallex Smith, Steven Souza Jr.

DL (7)

RH Brad Boxberger (10-day), INF Matt Duffy (10-day), RH Nate Eovaldi (60-day), RH Kevin Gadea (60-day), C Wilson Ramos (60-day), OF Colby Rasmus (10-day), RH Shawn Tolleson (60-day)

- 14** Placed OF **Mallex Smith** (right hamstring strain) on the 10-day DL; transferred RH **Brad Boxberger** (right flexor strain) to the 60-day DL; selected OF **Shane Peterson** from Triple-A Durham.
- 16** Placed RH **Jake Odorizzi** (left hamstring strain) on the 10-day DL; recalled RH **Chase Whitley** from Durham.
- 22** Placed LH **Xavier Cedeño** (left forearm tightness) on the 10-day DL, retroactive to April 18; recalled RH **Ryan Garton** from Durham.
- 23** Placed RH **Tommy Hunter** (right calf strain) on the 10-day DL; recalled RH **Chih-Wei Hu** from Durham.
- 27** Reinstated OF **Mallex Smith** (right hamstring strain) from the 10-day DL and optioned him to Durham.

May

- 1** Reinstated RH **Jake Odorizzi** (left hamstring strain) from the 10-day DL; optioned RH **Ryan Garton** to Durham.



- 2 Reinstated OF **Colby Rasmus** (recovery from hip surgery) from the 10-day DL; designated OF **Shane Peterson** for assignment.
- 3 Recalled LH **José Alvarado** from Double-A Montgomery; optioned RH **Chih-Wei Hu** to Durham.
- 4 Placed RH **Erasmo Ramirez** on the paternity list; recalled RH **Chih-Wei Hu** from Durham.
- 5 Optioned RH **Chih-Wei Hu** to Durham; selected LH **Justin Marks** from Durham.
- 6 Reinstated RH **Erasmo Ramirez** from the paternity list; designated LH **Justin Marks** for assignment.
- 9 Optioned RH **Austin Pruitt** to Durham; selected RH **Diego Moreno** from Durham.
- 14 Optioned LH **Blake Snell** to Durham; recalled RH **Ryne Stanek** from Durham.
- 18 Placed INF **Brad Miller** (left abdominal strain) on the 10-day DL, retroactive to May 16; transferred LH **Xavier Cedeño** to the 60-day DL; acquired INF/OF **Michael Martínez** from the Cleveland Indians for cash considerations.
- 24 Placed RH **Diego Moreno** (right shoulder bursitis) on the 10-day DL, retroactive to May 22; recalled RH **Ryan Garton** from Durham.
- 25 Placed RH **Jumbo Diaz** (right arm fatigue) on the 10-day DL, retroactive to May 23; reinstated RH **Tommy Hunter** (right calf strain) from the 10-day DL.
- 29 Optioned RH **Ryan Garton** to Durham; recalled RH **José De León** from Durham.
- 30 Placed OF **Peter Bourjos** (tennis elbow) on the 10-day DL, retroactive to May 29; optioned RH **José De León** to Durham; recalled RH **Chih-Wei Hu** from Durham; recalled RH **Hunter Wood** from Montgomery.
- 31 Placed RH **Matt Andriese** (strained groin) on the 10-day DL; optioned RH **Chih-Wei Hu** to Durham; optioned RH **Hunter Wood** to Montgomery; recalled RH **Ryan Garton**, OF **Mallex Smith** and RH **Austin Pruitt** from Durham.

June

- 1 Reinstated INF **Brad Miller** (left abdominal strain) from the 10-day DL; optioned OF **Mallex Smith** to Durham.
- 6 Added RH **Jake Faria** to the taxi squad.
- 7 Placed INF **Brad Miller** (right groin strain) on the 10-day DL; recalled RH **Jake Faria** from Durham.
- 8 Reinstated OF **Peter Bourjos** (tennis elbow) from the 10-day DL; optioned RH **Jake Faria** to Durham.
- 9 Placed OF **Kevin Kiermaier** (right hip fracture) and INF **Rickie Weeks Jr.** (right shoulder impingement) on the 10-day DL; recalled OF **Mallex Smith** from Durham; acquired INF **Taylor Featherston** from the Philadelphia Phillies for cash considerations; transferred INF **Matt Duffy** (recovery from Achilles surgery) to the 60-day DL.
- 10 Added RH **Chih-Wei Hu** from Durham per MLB's 26th Man Rule; reinstated RH **Matt Andriese** (groin strain) from the 10-day DL; optioned RH **Ryan Garton** to Durham.
- 11 Returned RH **Chih-Wei Hu** to Durham per MLB's 26th Man Rule; optioned RH **Ryne Stanek** to Durham; reinstated RH **Jumbo Diaz** (right arm fatigue) from the 10-day DL.
- 13 Placed RH **Matt Andriese** (right hip stress reaction) on the 10-day DL, retroactive to June 11; recalled RH **Jake Faria** from Durham.
- 17 Transferred RH **Matt Andriese** (right hip stress reaction) to the 60-day DL; acquired INF **Trevor Plouffe** from the Oakland Athletics for cash considerations.
- 19 Designated INF **Michael Martínez** for assignment; added INF **Trevor Plouffe** to the active roster.
- 23 Placed OF **Colby Rasmus** (left hip tendinitis) on the 10-day DL, retroactive to June 19; selected OF **Shane Peterson** from Durham.
- 24 Designated C **Derek Norris** for assignment; reinstated C **Wilson Ramos** (recovery from torn ACL) from the 60-day DL.
- 26 Acquired INF **Adeiny Hechavarria** from the Miami Marlins for minor league RH **Ethan Clark** and minor league OF **Braxton Lee**; transferred RH **Diego Moreno** (right shoulder bursitis) to the 60-day DL.
- 27 Added LH **Blake Snell** to the taxi squad; placed INF **Daniel Robertson** (neck spasms) on the 10-day DL, retroactive to June 26; reinstated INF **Adeiny Hechavarria** (left oblique strain) from the 10-day DL.
- 28 Optioned RH **Austin Pruitt** and LH **José Alvarado** to Durham; recalled LH **Blake Snell** from Durham; selected LH **Adam Kolarek** from Durham; transferred OF **Kevin Kiermaier** (right hip fracture) to the 60-day DL.
- 29 Designated RH **Danny Farquhar** for assignment; reinstated RH **Brad Boxberger** (right flexor strain) from the 60-day DL.

July

- 7 Placed INF **Tim Beckham** (left ankle sprain) on the 10-day DL, retroactive to July 6; reinstated INF **Brad Miller** (right groin strain) from the 10-day DL.
- 13 Placed OF **Colby Rasmus** on the restricted list.
- 16 Optioned INF **Taylor Featherston** to Durham; reinstated INF **Tim Beckham** (left ankle sprain) from the 10-day DL.
- 17 Designated RH **Jumbo Diaz** for assignment; selected RH **Andrew Kittredge** from Durham.
- 23 Acquired RH **Sergio Romo** from the Los Angeles Dodgers for cash considerations.



- 24 Optioned RH **Andrew Kittredge** to Durham; reinstated INF **Rickie Weeks Jr.** (right shoulder impingement) from the 10-day DL and released him; added RH **Sergio Romo** to the active roster.
- 26 Placed RH **Jake Odorizzi** (lower back strain) on the 10-day DL, retroactive to July 25; recalled RH **Andrew Kittredge** from Durham; reinstated RH **Diego Moreno** (right shoulder bursitis) from the 60-day DL and optioned him to Durham.
- 27 Acquired LH **Dan Jennings** from the Chicago White Sox for minor league 1B **Casey Gillaspie**; designated RH **Diego Moreno** for assignment; added RH **Austin Pruitt** to the taxi squad; acquired 1B **Lucas Duda** from the New York Mets for minor league RH **Drew Smith**.
- 28 Acquired RH **Steve Cishek** and cash considerations from the Seattle Mariners for RH **Erasmus Ramirez**; optioned RH **Andrew Kittredge** to Durham; recalled RH **Austin Pruitt** from Durham; added 1B **Lucas Duda** to the active roster.
- 29 Optioned LH **Adam Kolarek** to Durham; added RH **Steve Cishek** to the active roster.
- 31 Acquired minor league RH **Tobias Myers** from the Baltimore Orioles for INF **Tim Beckham**; recalled INF **Taylor Featherston** from Durham.

August

- 1 Optioned RH **Chase Whitley** to Durham; recalled RH **Ryne Stanek** from Durham.
- 4 Optioned INF **Taylor Featherston** and LH **Blake Snell** to Durham; recalled LH **José Alvarado** from Durham; reinstated INF **Daniel Robertson** (neck spasms) from the 10-day DL.
- 8 Placed RH **Alex Cobb** (turf toe on right big toe) on the 10-day DL, retroactive to Aug 6; recalled LH **Blake Snell** from Durham.
- 9 Optioned RH **Ryne Stanek** to Durham; reinstated RH **Jake Odorizzi** (lower back strain) from the 10-day DL.
- 14 Optioned LH **José Alvarado** to Durham; recalled RH **Chase Whitley** from Durham.
- 18 Optioned OF **Mallex Smith** to Durham; reinstated OF **Kevin Kiermaier** (right hip fracture) from the 60-day DL.
- 19 Claimed OF **César Puello** off waivers from the Los Angeles Angels.
- 20 Placed RH **Jake Faria** (left abdominal strain) on the 10-day DL, retroactive to Aug 17; added OF **César Puello** to the active roster.
- 23 Designated INF **Trevor Plouffe** for assignment; recalled RH **Andrew Kittredge** from Durham.
- 24 Optioned RH **Chase Whitley** and RH **Andrew Kittredge** to Durham; reinstated RH **Alex Cobb** (turf toe on right big toe) from the 10-day DL; recalled RH **Chih-Wei Hu** from Durham.
- 25 Optioned INF **Daniel Robertson** to Durham; signed INF **Danny Espinosa** to a major league contract.
- 28 Optioned RH **Chih-Wei Hu** to Durham; designated INF **Taylor Featherston** for assignment; reinstated RH **Matt Andriese** (right hip stress reaction) from the 60-day DL.

September

- 1 Recalled C **Curt Casali**, LH **Adam Kolarek** and RH **Ryne Stanek** from Durham.
- 2 Added RH **Andrew Kittredge** and RH **Chase Whitley** to the taxi squad.
- 3 Recalled RH **Andrew Kittredge** and RH **Chase Whitley** from Durham.
- 4 Designated INF **Adam Kolarek** for assignment; selected INF **Trevor Plouffe** from Durham.
- 5 Recalled LH **José Alvarado** and OF **Mallex Smith** from Durham; recalled RH **Taylor Guerrieri** (right elbow strain) from Durham and placed him on the 60-day DL; selected RH **Chaz Roe** from Durham.
- 15 Reinstated RH **Jake Faria** (left abdominal strain) from the 10-day DL.
- 21 Outrighted INF **Danny Espinosa** from 40-man roster; reinstated LH **Xavier Cedeño** (left forearm tightness) from the 60-day DL; recalled RH **Chih-Wei Hu** and INF **Daniel Robertson** from Durham.

Rays on the Disabled List

RH **Matt Andriese** (10, strained groin, 5-5; 66, right hip stress reaction, 31-35), INF **Tim Beckham** (6, left ankle sprain, 5-1), OF **Peter Bourjos** (8, tennis elbow, 3-5), RH **Brad Boxberger** (80, right flexor strain, 41-39), LH **Xavier Cedeño** (134, left forearm tightness, 65-69), RH **Alex Cobb** (16, turf toe on right big toe, 5-11), RH **Jumbo Díaz** (18, right arm fatigue, 10-8), INF **Matt Duffy** (162, recovery from Achilles surgery, 80-82), RH **Jake Faria** (25, left abdominal strain, 12-13), RHP **Nate Eovaldi** (162, Tommy John surgery, 80-82), RH **Kevin Gadea** (162, right forearm tendinitis, 80-82), RH **Taylor Guerrieri** (23, right elbow strain, 11-12), RH **Tommy Hunter** (30, right calf strain, 14-16), OF **Kevin Kiermaier** (61, right hip fracture, 29-32), INF **Brad Miller** (15, left abdominal strain, 10-5; 27, right groin strain, 16-11), RH **Diego Moreno** (53, right shoulder bursitis, 28-25), RH **Jake Odorizzi** (14, left hamstring strain, 6-8; 13, lower back strain, 7-6), OF **Colby Rasmus** (27, recovery from hip surgery, 13-14; 18, left hip tendinitis, 10-8), INF **Daniel Robertson** (32, neck spasms, 17-15), C **Wilson Ramos** (76, recovery from torn ACL, 40-36), OF **Mallex Smith** (13, right hamstring strain, 6-7), RH **Shawn Tolleason** (162, Tommy John surgery, 80-72), INF **Rickie Weeks Jr.** (37, right shoulder impingement, 20-17).



2017 Day-by-Day

#	GAME	FINAL	WINNER	LOSER	W-L	POS. GA/GB	ATT.	HOME CUM.
1	4/2 vs. NYY	W, 7-3	Archer (1-0)	Tanaka (0-1)	1-0	1/+1.0	31,042	31,042
	4/3 - OFF (1)					T-1/+1.0		
2	4/4 vs. NYY	L, 0-5	Sabathia (1-0)	Odorizzi (0-1)	1-1	T-3/0.5	19,366	50,408
3	4/5 vs. NYY	W, 4-1	Cobb (1-0)	Pineda (0-1)	2-1	3/0.5	12,737	63,145
4	4/6 vs. TOR	L, 2-5	Stroman (1-0)	Snell (0-1)	2-2	3/-1.0	12,678	75,823
5	4/7 vs. TOR	W, 10-8	Cedeño (1-0)	Howell (0-1)	3-2	3/-1.0	12,842	88,665
6	4/8 vs. TOR	W, 3-2 (11)	Ramirez (1-0)	Lawrence (0-1)	4-2	2/-1.0	21,838	110,503
7	4/9 vs. TOR	W, 7-2	Odorizzi (1-1)	Estrada (0-1)	5-2	T-1/+1.0	15,341	125,844
8	4/10 at NYY	L, 1-8	Pineda (1-1)	Cobb (1-1)	5-3	2/0.5	46,955	
	4/11 - OFF (2)					T-1/+0.5		
9	4/12 at NYY	L, 4-8	Mitchell (1-0)	Diaz (0-1)	5-4	2/-1.0	38,002	
10	4/13 at NYY	L, 2-3	Severino (1-0)	Cedeño (1-1)	5-5	4/-2.0	34,772	
11	4/14 at BOS	W, 10-5	Archer (2-0)	Porcello (1-1)	6-5	3/2.0	36,813	
12	4/15 at BOS	L, 1-2	Sale (1-1)	Hunter (0-1)	6-6	4/-2.0	36,686	
13	4/16 at BOS	L, 5-7	Kelly (2-0)	Farquhar (0-1)	6-7	4/-3.0	36,209	
14	4/17 at BOS	L, 3-4	Wright (1-1)	Snell (0-2)	6-8	4/-3.5	37,318	
15	4/18 vs. DET	W, 5-1	Andriese (1-0)	Fulmer (1-1)	7-8	4/-2.5	16,265	142,109
16	4/19 vs. DET	W, 8-7	Pruitt (1-0)	Rodríguez (1-1)	8-8	4/-2.5	12,281	154,390
17	4/20 vs. DET	W, 8-1	Ramirez (2-0)	Norris (1-1)	9-8	4/-2.5	13,267	167,657
18	4/21 vs. HOU	L, 3-6	Feliz (1-0)	Cobb (1-2)	9-9	4/-3.5	17,683	185,340
19	4/22 vs. HOU	W, 6-3	Pruitt (2-0)	Morton (1-2)	10-9	4/-3.5	17,008	202,348
20	4/23 vs. HOU	L, 4-6 (10)	Gregerson (1-1)	Garton (0-1)	10-10	4/-3.5	15,548	217,896
21	4/24 at BAL	L, 3-6	Givens (3-0)	Archer (2-1)	10-11	4/-4.5	11,142	
22	4/25 at BAL	W, 2-0	Whitley (1-0)	Miley (1-1)	11-11	4/-3.5	11,472	
23	4/26 at BAL	L, 4-5 (11)	Asher (1-0)	Colomé (0-1)	11-12	4/-4.5	16,289	
	4/27 - OFF (3)					4/-4.5		
24	4/28 at TOR	W, 7-4	Pruitt (3-0)	Grilli (1-3)	12-12	4/-3.5	36,256	
25	4/29 at TOR	L, 1-4	Liriano (2-2)	Andriese (1-1)	12-13	4/-4.5	42,419	
26	4/30 at TOR	L, 1-3	Howell (1-1)	Colomé (0-2)	12-14	4/-4.5	42,986	
APRIL 12-14 (9-4 Home, 3-10 Road)								
27	5/1 at MIA	W, 4-2	Farquhar (1-1)	Ziegler (1-1)	13-14	4/-4.5	16,096	
28	5/2 at MIA	W, 3-1	Cobb (2-2)	Volquez (0-4)	14-14	4/-3.5	16,011	
29	5/3 vs. MIA	L, 6-10	Conley (2-2)	Pruitt (3-1)	14-15	4/-4.5	12,285	230,181
30	5/4 vs. MIA	W, 5-1	Andriese (2-1)	Straily (1-3)	15-15	4/-4.0	10,118	240,299
31	5/5 vs. TOR	L, 4-8	Loup (1-0)	Diaz (0-2)	15-16	4/-5.0	12,461	252,760
32	5/6 vs. TOR	W, 6-1	Odorizzi (2-1)	Estrada (1-2)	16-16	4/-5.0	12,035	264,795
33	5/7 vs. TOR	L, 1-2	Tepera (2-1)	Cobb (2-3)	16-17	4/-6.0	15,068	279,863
34	5/8 vs. KC	L, 3-7	Karns (2-2)	Snell (0-3)	16-18	4/-7.0	12,826	292,689
35	5/9 vs. KC	L, 6-7 (12)	Junis (1-0)	Moreno (0-1)	16-19	4/-7.5	9,921	302,610
36	5/10 vs. KC	W, 12-1	Archer (3-1)	Hammel (1-4)	17-19	4/-6.5	9,320	311,930
37	5/11 vs. KC	L, 0-6	Vargas (5-1)	Odorizzi (2-2)	17-20	4/-7.0	9,340	321,270
38	5/12 at BOS	W, 5-4	Cobb (3-3)	Porcello (2-5)	18-20	4/-6.0	36,496	
39	5/13 at BOS	L, 3-6	Sale (4-2)	Snell (0-4)	18-21	4/-6.0	35,447	
40	5/14 at BOS	W, 11-2	Andriese (3-1)	Pomeranz (3-3)	19-21	4/-5.5	35,080	
41	5/15 at CLE	L, 7-8	Logan (1-0)	Archer (3-2)	19-22	4/-6.0	14,613	
42	5/16 at CLE	W, 6-4	Odorizzi (3-2)	Salazar (2-4)	20-22	4/-6.0	18,238	
43	5/17 at CLE	W, 7-4	Cobb (4-3)	Tomlin (2-5)	21-22	4/-6.0	22,104	
	5/18 - OFF (4)					4/-5.5		
44	5/19 vs. NYY	W, 5-4	Farquhar (2-1)	Clippard (0-2)	22-22	4/-4.5	21,146	342,416
45	5/20 vs. NYY	W, 9-5	Andriese (4-1)	Tanaka (5-3)	23-22	3/-4.0	22,864	365,280
46	5/21 vs. NYY	L, 2-3	Sabathia (4-2)	Archer (3-3)	23-23	4/-4.5	20,873	386,153
47	5/22 vs. LAA	L, 2-3	Ramirez (4-3)	Diaz (0-3)	23-24	4/-5.5	12,249	398,402



#	GAME	FINAL	WINNER	LOSER	W-L	POS. GA/GB	ATT.	HOME CUM.
48	5/23 vs. LAA	L, 0-4	Shoemaker (4-2)	Cobb (4-4)	23-25	4/5.5	9,014	407,416
49	5/24 vs. LAA	W, 5-2	Ramirez (3-0)	Nolasco (2-4)	24-25	4/5.5	9,975	417,391
50	5/25 vs. LAA	W, 4-0	Andriese (5-1)	Wright (0-1)	25-25	4/5.0	9,459	426,850
51	5/26 at MIN	W, 5-2	Archer (4-3)	Santiago (4-3)	26-25	4/4.0	20,949	
52	5/27 at MIN	L, 3-5	Rogers (2-1)	Farquhar (2-2)	26-26	4/5.0	27,530	
53	5/28 at MIN	W, 8-6 (15)	Colomé (1-2)	Santiago (4-4)	27-26	4/5.0	28,951	
54	5/29 at TEX	W, 10-8	De León (1-0)	Barnette (1-1)	28-26	4/4.0	35,914	
55	5/30 at TEX	L, 5-9	Kela (2-1)	Whitley (1-1)	28-27	5/5.0	22,942	
56	5/31 at TEX	W, 7-5 (10)	Pruitt (4-1)	Dyson (1-6)	29-27	4/4.0	24,410	
MAY 17-13 (7-9 Home, 10-4 Road)								
6/1 - OFF (5)						4/4.5		
57	6/2 at SEA	L, 4-12	Bergman (3-2)	Odorizzi (3-3)	29-28	4/4.5	27,933	
58	6/3 at SEA	L, 2-9	Gaviglio (2-1)	Cobb (4-5)	29-29	4/5.5	26,995	
59	6/4 at SEA	L, 1-7	Miranda (6-2)	Ramirez (3-1)	29-30	4/5.5	28,589	
6/5 - OFF (6)						4/5.5		
60	6/6 vs. CWS	L, 2-4	Beck (1-0)	Archer (4-4)	29-31	4/5.5	14,590	441,440
61	6/7 vs. CWS	W, 3-1	Faria (1-0)	Pelfrey (2-5)	30-31	4/5.5	9,313	450,753
62	6/8 vs. CWS	W, 7-5	Odorizzi (4-3)	Holland (4-6)	31-31	4/5.5	8,971	459,724
63	6/9 vs. OAK	W, 13-4	Cobb (5-5)	Triggs (5-6)	32-31	4/5.5	13,153	472,877
64	6/10 vs. OAK (1)	W, 6-5 (10)	Pruitt (5-1)	Hendricks (2-1)	33-31	4/5.0	--	--
65	6/10 vs. OAK (2)	L, 2-7	Manaea (6-3)	Hu (0-1)	33-32	4/6.0	17,775	490,652
66	6/11 vs. OAK	W, 5-4	Whitley (2-1)	Coulombe (0-1)	34-32	3/6.0	13,640	504,292
6/12 - OFF (7)						3/6.5		
67	6/13 at TOR	W, 8-1	Faria (2-0)	Estrada (4-5)	35-32	3/5.5	39,404	
68	6/14 at TOR	L, 6-7	Smith (3-0)	Alvarado (0-1)	35-33	3/5.5	37,734	
69	6/15 at DET	L, 3-5	Wilson (3-2)	Hunter (0-2)	35-34	3/5.5	24,056	
70	6/16 at DET	L, 4-13	Norris (4-4)	Ramirez (3-2)	35-35	3/5.5	29,674	
71	6/17 at DET	W, 3-2	Archer (5-4)	Fulmer (6-5)	36-35	3/4.5	33,478	
72	6/18 at DET	W, 9-1	Faria (3-0)	Farmer (2-1)	37-35	3/3.5	36,442	
73	6/19 vs. CIN	L, 3-7	Lorenzen (4-2)	Alvarado (0-2)	37-36	3/4.0	17,117	521,409
74	6/20 vs. CIN	W, 6-5	Cobb (6-5)	Garrett (3-6)	38-36	3/3.5	13,375	534,784
75	6/21 vs. CIN	W, 8-3	Ramirez (4-2)	Adleman (4-4)	39-36	3/3.0	19,619	554,403
6/22 - OFF (8)						3/2.5		
76	6/23 vs. BAL	W, 15-5	Archer (6-4)	Jiménez (2-3)	40-36	3/2.5	18,929	573,332
77	6/24 vs. BAL	L, 3-8	Bundy (8-6)	Alvarado (0-3)	40-37	3/2.5	23,902	597,234
78	6/25 vs. BAL	L, 5-8	Brach (2-1)	Colomé (1-3)	40-38	3/2.5	15,943	613,177
6/26 - OFF (9)						3/3.0		
79	6/27 at PIT	W, 4-2 (10)	Colomé (2-3)	Rivero (3-2)	41-38	3/3.0	20,424	
80	6/28 at PIT	L, 2-6	Nova (8-5)	Snell (0-5)	41-39	3/3.0	21,582	
81	6/29 at PIT	L, 0-4	Taillon (4-2)	Archer (6-5)	41-40	3/4.0	22,595	
82	6/30 at BAL	W, 6-4 (10)	Díaz (1-3)	O'Day (1-2)	42-40	3/4.0	24,398	
JUNE 13-13 (8-5 Home, 5-8 Road)								
83	7/1 at BAL	W, 10-3	Odorizzi (5-3)	Bundy (8-7)	43-40	3/4.0	28,346	
84	7/2 at BAL	L, 1-7	Gausman (5-7)	Cobb (6-6)	43-41	3/5.0	26,489	
7/3 - OFF (10)						3/5.5		
85	7/4 at CHC	W, 6-5	Archer (7-5)	Lester (5-5)	44-41	3/5.5	42,046	
86	7/5 at CHC	L, 3-7	Strop (3-2)	Ramirez (4-3)	44-42	3/5.5	39,855	
87	7/6 vs. BOS	W, 4-1	Faria (4-0)	Sale (11-4)	45-42	3/4.5	23,375	636,552
88	7/7 vs. BOS	L, 3-8	Pomeranz (9-4)	Odorizzi (5-4)	45-43	3/5.5	24,842	661,394
89	7/8 vs. BOS	W, 1-0	Cobb (7-6)	Porcello (4-11)	46-43	3/4.5	23,419	684,813
90	7/9 vs. BOS	W, 5-3	Boxberger (1-0)	Kelly (3-1)	47-43	T-2/3.5	20,812	705,625
7/10-13 ALL-STAR BREAK								
91	7/14 at LAA	W, 2-1 (10)	Boxberger (2-0)	Bedrosian (2-1)	48-43	2/3.5	38,119	
92	7/15 at LAA	W, 6-3	Cobb (8-6)	Ramirez (8-8)	49-43	2/2.5	38,515	
93	7/16 at LAA	L, 3-4	Hernandez	Díaz (1-4)	49-44	2/3.0	36,178	
94	7/17 at OAK	W, 3-2	Odorizzi (6-4)	Gossett (1-5)	50-44	2/2.0	9,736	



#	GAME	FINAL	WINNER	LOSER	W-L	POS. GA/GB	ATT.	HOME CUM.
95	7/18 at OAK	W, 4-3	Kolarek (1-0)	Casilla (2-4)	51-44	2/-2.0	15,231	
96	7/19 at OAK	L, 2-7	Gray (6-4)	Faria (4-1)	51-45	2/-3.0	17,019	
	7/20 - OFF (11)					2/-2.5		
97	7/21 vs. TEX	L, 3-4 (10)	Claudio (2-0)	Boxberger (2-1)	51-46	T-2/-3.5	24,461	730,086
98	7/22 vs. TEX	L, 3-4	Cashner (5-8)	Archer (7-6)	51-47	T-2/-3.5	20,568	750,654
99	7/23 vs. TEX	L, 5-6	Bush (3-4)	Boxberger (2-2)	51-48	3/-3.5	16,954	767,608
100	7/24 vs. BAL	L, 0-6	Gausman (7-7)	Snell (0-6)	51-49	3/-3.5	15,187	782,795
101	7/25 vs. BAL	W, 5-4	Faria (5-1)	Miley (4-9)	52-49	3/-2.5	12,471	795,266
102	7/26 vs. BAL	W, 5-1	Cobb (9-6)	Jiménez (4-7)	53-49	3/-2.5	18,430	813,696
103	7/27 at NYY	L, 5-6 (11)	Chapman (3-1)	Kittredge (0-1)	53-50	3/-3.0	44,033	
104	7/28 at NYY	L, 1-6	Tanaka (8-9)	Pruitt (5-2)	53-51	3/-3.5	40,470	
105	7/29 at NYY	L, 4-5	Chapman (4-1)	Boxberger (2-3)	53-52	3/-4.5	43,015	
106	7/30 at NYY	W, 5-3	Cishek (2-1)	Montgomery (7-6)	54-52	3/-3.5	41,547	
107	7/31 at HOU	L, 7-14	Morton (9-4)	Cobb (9-7)	54-53	3/-4.5	24,154	
JULY 12-13 (5-5 Home, 7-8 Road)								
108	8/1 at HOU	W, 6-4	Archer (8-6)	Fiers (7-6)	55-53	3/-4.0	22,985	
109	8/2 at HOU	W, 3-0	Pruitt (6-2)	Keuchel (9-1)	56-53	3/-3.5	26,722	
110	8/3 at HOU	W, 5-3	Boxberger (3-3)	Liriano (6-6)	57-53	3/-3.5	23,404	
111	8/4 vs. MIL	L, 0-2	Woodruff (1-0)	Faria (5-2)	57-54	3/-4.5	21,164	834,860
112	8/5 vs. MIL	L, 0-3	Davies (13-5)	Cobb (9-8)	57-55	3/-5.5	15,849	850,709
113	8/6 vs. MIL	W, 2-1	Hunter (1-2)	Barnes (3-3)	58-55	3/-5.5	12,129	862,838
	8/7 - OFF (12)					3/-5.5		
114	8/8 vs. BOS	L, 0-2	Sale (14-4)	Pruitt (6-3)	58-56	3/-6.5	22,328	885,166
115	8/9 vs. BOS	L, 2-8	Porcello (6-14)	Odorizzi (6-5)	58-57	3/-7.5	11,853	897,019
116	8/10 vs. CLE	W, 4-1	Hunter (2-2)	Goody (1-2)	59-57	3/-7.0	9,533	906,552
117	8/11 vs. CLE	L, 0-5	Carrasco (11-5)	Faria (5-3)	59-58	3/-7.0	16,794	923,346
118	8/12 vs. CLE	L, 0-3	Clevinger (6-4)	Archer (8-7)	59-59	3/-8.0	22,024	945,370
119	8/13 vs. CLE	L, 3-4	Kluber (11-4)	Hunter (2-3)	59-60	3/-9.0	17,775	963,145
120	8/14 at TOR	L, 1-2	Tepesch (1-2)	Odorizzi (6-6)	59-61	4/-9.0	32,151	
121	8/15 at TOR	W, 6-4	Snell (1-6)	Estrada (5-8)	60-61	3/-9.0	33,718	
122	8/16 at TOR	L, 2-3	Stroman (11-6)	Faria (5-4)	60-62	3/-10.0	36,784	
123	8/17 at TOR	L, 3-5	Leone (3-0)	Hunter (2-4)	60-63	3/-10.5	46,855	
124	8/18 vs. SEA	L, 1-7	Ramirez (5-4)	Pruitt (6-4)	60-64	4/-11.5	11,501	974,646
125	8/19 vs. SEA	L, 6-7	Miranda (8-6)	Odorizzi (6-7)	60-65	4/-11.5	12,218	986,864
126	8/20 vs. SEA	W, 3-0	Snell (2-6)	Gallardo (5-9)	61-65	3/-11.5	13,354	1,000,218
	8/21 - OFF (13)					4/-11.0		
127	8/22 vs. TOR	W, 6-5	Archer (9-7)	Rowley (1-1)	62-65	3/-11.0	11,948	1,012,166
128	8/23 vs. TOR	L, 6-7	Tepera (7-1)	Hunter (2-5)	62-66	3/-12.0	8,264	1,020,430
129	8/24 vs. TOR	W, 2-0	Cishek (3-1)	Koehler (1-6)	63-66	3/-11.0	10,133	1,030,563
130	8/25 at STL	W, 7-3	Romo (2-1)	Wacha (9-7)	64-66	3/-10.0	40,050	
131	8/26 at STL	L, 4-6	Lyons (2-0)	Boxberger (3-4)	64-67	4/-10.0	41,295	
132	8/27 at STL	W, 3-2 (10)	Romo (3-1)	Tuivailala (3-3)	65-67	4/-9.0	44,469	
133	8/28 at KC	W, 12-0	Pruitt (7-4)	Kennedy (4-10)	66-67	4/-9.0	21,866	
134	8/29 at KC	L, 2-6	Junis (6-2)	Cobb (9-9)	66-68	4/-10.0	25,204	
135	8/30 at KC	W, 5-3	Odorizzi (7-7)	Vargas (14-9)	67-68	4/-10.0	25,916	
	8/31 - OFF (14)					4/-9.5		
AUGUST 13-15 (5-10 Home, 8-5 Road)								
136	9/1 at CWS	W, 3-1	Snell (3-6)	Lopez (0-2)	68-68	4/-9.5	13,585	
137	9/2 at CWS	L, 4-5	Fulmer (1-1)	Archer (9-8)	68-69	4/-9.5	17,700	
138	9/3 at CWS	L, 2-6	Giolito (2-1)	Andriese (5-2)	68-70	4/-9.5	17,633	
139	9/4 vs. MIN	W, 11-4	Cobb (10-9)	Berrios (12-7)	69-70	4/-8.5	12,108	1,042,671
140	9/5 vs. MIN	W, 2-1	Odorizzi (8-7)	Colon (6-11)	70-70	4/-8.5	6,509	1,049,180
141	9/6 vs. MIN	L, 6-10	Rogers (6-3)	Cishek (3-2)	70-71	4/-9.5	7,185	1,056,365
	9/7 - OFF (15)					4/-9.5		
142	9/8 at BOS	L, 3-9	Pomeranz (15-5)	Archer (9-9)	70-72	4/-10.5	34,781	
143	9/9 at BOS	L, 0-9	Sale (16-7)	Andriese (5-3)	70-73	4/-11.5	36,734	



#	GAME	FINAL	WINNER	LOSER	W-L	POS. GA/GB	ATT.	HOME CUM.
144	9/10 at BOS	W, 4-1	Cobb (11-9)	Porcello (9-17)	71-73	4/-10.5	35,859	
145	9/11 vs. NYY*	L, 1-5	Robertson (8-2)	Odorizzi (8-8)	71-74	4/-11.0	15,327	1,071,692
146	9/12 vs. NYY*	W, 2-1	Hunter (3-5)	Gray (9-10)	72-74	3/-11.0	21,024	1,092,716
147	9/13 vs. NYY*	L, 2-3	Green (5-0)	Archer (9-10)	72-75	4/-11.0	13,159	1,105,875
	9/14 - OFF (16)					4/-11.5		
148	9/15 vs. BOS	L, 6-13 (15)	Workman (1-1)	Pruitt (7-5)	72-76	4/-12.5	13,006	1,121,881
149	9/16 vs. BOS	L, 1-3	Porcello (10-17)	Cobb (11-10)	72-77	4/-13.5	14,942	1,136,823
150	9/17 vs. BOS	W, 3-2	Odorizzi (9-8)	Rodriguez (5-6)	73-77	4/-12.5	14,936	1,151,759
	9/18 - OFF (17)					3/-13.0		
151	9/19 vs. CHC	L, 1-2	Montgomery (7-8)	Archer (9-11)	73-78	3/-14.0	25,046	1,176,805
152	9/20 vs. CHC	W, 8-1	Snell (4-6)	Lester (11-8)	74-78	3/-14.0	24,238	1,201,043
153	9/21 at BAL	L, 1-3	Ynoa (2-2)	Andriese (5-4)	74-79	3/-14.5	14,967	
154	9/22 at BAL	W, 8-3	Cobb (12-10)	Jiménez (6-11)	75-79	3/-14.5	28,835	
155	9/23 at BAL	W, 9-6	Odorizzi (10-8)	Hellickson (8-11)	76-79	3/-14.5	42,802	
156	9/24 at BAL	L, 4-9	Givens (8-1)	Archer (9-12)	76-80	3/-15.5	23,424	
157	9/25 - OFF (18)					3/-15.0		
157	9/26 at NYY	L, 1-6	Montgomery (9-7)	Snell (4-7)	76-81	3/-15.0	30,434	
158	9/27 at NYY	L, 1-6	Severino (14-6)	Andriese (5-5)	76-82	3/-16.0	30,549	
159	9/28 at NYY	W, 9-6	Hu (1-1)	Gray (10-12)	77-82	3/-15.0	32,933	
160	9/29 vs. BAL	W, 7-0	Boxberger (4-4)	Miley (8-15)	78-82	3/-14.0	21,142	1,222,185
161	9/30 vs. BAL	W, 4-3	Archer (10-12)	Castro (3-3)	79-82	3/-14.0	15,416	1,237,601
SEPTEMBER 12-14 (7-6 Home, 5-8 Road)								
162	10/1 vs. BAL	W, 6-0	Snell (5-7)	Gausman (11-12)	80-82	3/-13.0	16,018	1,253,619

DID YOU KNOW?

RAY'S ALL-TIME EJECTION LEADERS

Joe Maddon leads the list with 37 ejections while Carl Crawford and Melvin Upton Jr. lead Rays players with five. Thirty-eight of the Rays 172 ejections all-time have come against the Red Sox. The Rays had eight players/coaches ejected and the Red Sox none on Aug 29, 2000.

Joe Maddon	37	Mike DiFelice	3	Tom Foley	2
Larry Rothschild	15	Yunel Escobar	3	Jonny Gomes	2
Lou Piniella	9	Matt Joyce	3	Jim Hickey	2
Kevin Cash	7	Dave Martinez	3	Aubrey Huff	2
Hal McRae	7	John McLaren	3	Julio Lugo	2
Carl Crawford	5	Mike Butcher	2	David Price	2
Melvin Upton Jr.	5	José Cardenal	2	Derek Shelton	2
Greg Vaughn	4	Lee Elia	2		

| TB |



Yearly Comparison

TEAM BATTING YEAR-BY-YEAR COMPARISON

YEAR	AVG	AB	R	H	2B	3B	HR	SB	OBP	SLG
1998	.261	5555	620	1450	267	43	111	120	.321	.385
1999	.274	5586	772	1531	272	29	145	73	.343	.411
2000	.257	5505	733	1414	253	22	162	90	.329	.399
2001	.258	5524	672	1426	311	21	121	115	.320	.388
2002	.253	5604	673	1418	297	35	133	102	.314	.390
2003	.265	5654	715	1501	298	38	137	142	.320	.404
2004	.258	5483	714	1416	278	46	145	132	.320	.405
2005	.274	5552	750	1519	289	40	157	151	.329	.425
2006	.255	5474	689	1395	267	33	190	134	.314	.420
2007	.268	5593	782	1500	291	36	187	131	.336	.433
2008	.260	5541	774	1443	284	37	180	142	.340	.422
2009	.263	5462	803	1434	297	36	199	194	.343	.439
2010	.247	5439	802	1343	295	37	160	172	.333	.403
2011	.244	5436	707	1324	273	37	172	155	.322	.402
2012	.240	5398	697	1293	250	30	175	134	.317	.394
2013	.257	5538	700	1421	296	23	165	73	.329	.408
2014	.247	5516	612	1361	263	24	117	63	.317	.367
2015	.252	5485	644	1383	278	32	167	87	.314	.406
2016	.243	5481	672	1333	288	32	216	60	.307	.426
2017	.256	5478	694	1340	226	32	228	88	.317	.422

TEAM PITCHING YEAR-BY-YEAR COMPARISON

YEAR	ERA	IP	H	R	HR	AVG	BB	SO
1998	4.35	1443.0	1425	751	171	.261	643	1008
1999	5.06	1433.0	1606	913	172	.286	695	1055
2000	4.86	1431.1	1553	842	198	.278	533	955
2001	4.94	1423.2	1513	887	207	.273	569	1030
2002	5.29	1440.1	1567	918	215	.279	620	925
2003	4.93	1436.2	1454	852	196	.264	639	877
2004	4.81	1417.0	1459	842	192	.265	580	923
2005	5.39	1421.2	1570	936	194	.280	615	949
2006	4.96	1420.1	1600	856	180	.286	606	979
2007	5.53	1429.2	1649	944	199	.290	568	1194
2008	3.82	1457.2	1349	671	166	.246	526	1143
2009	4.33	1427.1	1421	754	183	.257	515	1125
2010	3.78	1453.2	1347	649	175	.244	478	1189
2011	3.58	1449.0	1263	614	161	.234	504	1143
2012	3.19	1459.2	1233	577	139	.228	469	1383
2013	3.74	1464.0	1315	646	153	.240	482	1310
2014	3.56	1463.2	1292	625	145	.234	482	1437
2015	3.74	1453.1	1314	642	175	.240	477	1355
2016	4.20	1426.1	1395	713	210	.255	491	1357
2017	3.97	1445.0	1324	704	638	.242	503	1352



RAYS TEAM FIELDING

YEAR	PCT.	G	PO	A	E	TC	DP	TP	PB
1998	.985	162	4329	1765	94	6188	178	0	19
1999	.978	162	4299	1776	135	6210	198	0	12
2000	.981	161	4294	1814	118	6226	169	0	14
2001	.977	162	4271	1533	139	5943	144	0	8
2002	.979	161	4321	1567	126	6014	168	1	13
2003	.983	162	4310	1581	103	5994	158	0	9
2004	.980	161	4251	1530	119	5900	139	0	8
2005	.979	162	4265	1446	124	5835	139	0	13
2006	.981	162	4261	1596	116	5973	156	1	8
2007	.980	162	4289	1548	117	5954	155	0	14
2008	.985	162	4373	1495	90	5958	153	0	10
2009	.983	162	4282	1511	98	5891	135	0	7
2010	.986	162	4361	1499	85	5945	134	0	9
2011	.988	162	4347	1519	73	5939	138	1	5
2012	.981	162	4379	1641	114	6134	155	0	6
2013	.990	163	4392	1593	59	6044	147	0	10
2014	.985	162	4391	1309	88	5788	96	0	9
2015	.984	162	4360	1408	95	5863	118	0	8
2016	.984	162	4279	1410	94	5783	129	0	13
2017	.983	162	4335	1433	100	5868	129	0	15

SEASON STANDINGS

YEAR	W	L	POS	PCT.	GB/GA
1998	63	99	5th	.414	51.0
1999	69	93	5th	.426	29.0
2000	69	92	5th	.429	18.0
2001	62	100	5th	.383	34.0
2002	55	106	5th	.342	48.0
2003	63	99	5th	.389	38.0
2004	70	91	4th	.435	30.5
2005	67	94	5th	.416	28.0
2006	61	101	5th	.377	36.0
2007	66	96	5th	.407	30.0
2008	97	65	1st	.599	2.0
2009	84	78	3rd	.519	19.0
2010	96	66	1st	.593	1.0
2011	91	71	2nd*	.562	6.0
2012	90	72	3rd	.556	5.0
2013	92	71	2nd*	.564	5.5
2014	77	85	4th	.475	19.0
2015	80	82	4th	.494	13.0
2016	68	94	5th	.420	25.0
2017	80	82	3rd	.494	13.0

*A.L. WILD CARD

INTERLEAGUE RECORD

YEAR	W	L	PCT.
1998	5	11	.333
1999	4	14	.222
2000	9	9	.500
2001	10	8	.556
2002	7	11	.389
2003	3	15	.167
2004	15	3	.833
2005	3	15	.167
2006	11	7	.611
2007	7	11	.389
2008	12	6	.667
2009	13	5	.722
2010	7	11	.389
2011	12	6	.667
2012	9	9	.500
2013	12	8	.600
2014	10	10	.500
2015	14	6	.700
2016	10	10	.500
2017	11	9	.550



Season Summaries 2017-1998

2017 | 80-82, .494, 3rd, -13.0 |

The Rays had a 12-win improvement over 2016, matching the 2nd-largest increase in club history... they finished with 80-plus wins for the seventh time in 10 seasons of the Rays era (since 2008)... the Rays used 53 players, breaking a club record that stood since 2000 (52)...the Rays had 23 players serve 27 stints on the disabled list and three times had a club-record-tying 13 players on the disabled list...they hit a club-record 228 HR but ranked 25th in the majors and 14th in the AL with 694 runs...48 pct. of their runs scored via the home run, the highest rate in club history...the win in the regular season finale was the 1,500th win in franchise history.

2016 | 68-94, .420, 5th, -25.0 |

The Rays finished with their fewest wins since 2007, due in part to a 3-24 stretch between June 16-July 16, the worst 27-game stretch by any AL club in a season since the Tigers began the 2003 season at 3-25...the offense had a club-record 536 XBH and then-club-record 216 HR but scored only 672 runs, joining the 2016 Mets (218 HR, 671 runs) as the first two teams in major league history to hit at least 200 HR and score fewer than 700 runs...they went 13-27 (.325) in one-run games, the worst mark in franchise history.

2015 | 80-82, .494, 4th, -13.0 |

The Rays finished 6 games out of a postseason berth despite making 145 roster moves during the season...21 players spent a total of 26 stints on the disabled list...the Rays were forced to use a club-record 18 rookies...the Rays went a major-league-worst 2-13 (.133) in extra innings...Rays starters led the AL with a 3.63 ERA, the third time in five years they did so.

2014 | 77-85, .475, 4th, -19.0 |

The Rays went 41-40 on the road, their fifth straight season of playing .500 or better in road games...were 24-42 after 66 games, but went 53-43 the rest of the way...this included a 37-19 stretch to climb to 61-61 on Aug 15, becoming the fourth team in major league history—second Rays team—to reach .500 after being 18 games below... Rays pitchers threw 22 shutouts, most by an AL team since the 1972 Athletics (23), one year before the DH rule was instituted...Rays starters posted a

3.48 ERA, best mark by a sub-.500 team since the 1983 Rangers.

2013 | 92-71, .564, 2nd, -5.5, Wild Card |

The Rays reached the postseason in their 163rd game, winning a tiebreaker at Texas, the 14th team in major league history to reach in that fashion... they won the AL Wild Card Game in Cleveland before falling to the Red Sox in 4 games in the ALDS...it was their fourth postseason trip in six years (since 2008)...with only 59 errors, the Rays and Orioles (54) both broke the all-time mark for fewest errors in a season...Rays committed 55 fewer errors than in 2012 (114), the biggest drop by any team since the 1964 Washington Senators (55)...Rays pitchers posted the lowest opp avg. (.240) in the AL for the fourth straight season, the first AL staff to do so since the 1982-85 Tigers.

2012 | 90-72, .556, 3rd, -5.0 |

The Rays won their 90th game on the final day, giving them three consecutive seasons of 90 or more wins...despite being the youngest among the three major sports franchises in Tampa Bay, the Rays became the first to record five straight winning seasons...the 577 runs allowed were fewest by an AL team since the 1990 Athletics (570)...Rays led the majors with a 3.19 ERA, .228 opp avg, and 1,383 SO, joining the 1999 Red Sox as the only teams in the last 30 years to lead the AL in all three categories...their .228 opp avg. was the lowest by an AL team in the DH era (since 1973).

2011 | 91-71, .562, 2nd, -6.0, Wild Card |

The Rays advanced to the postseason for the third time in four seasons, first time as the AL Wild Card winner...they were 9.0 GB of playoff contention through Sep 3 and came back to clinch a postseason berth on the final day of the season...the 9-game deficit is the largest any team has overcome in September to advance to the postseason...Rays became the third major league team (first AL team) to advance to the postseason after starting the season 0-6 and just the second team to advance to the postseason after starting 1-8...Rays used 16 rookies, tying the club record (2001) at the time.

2010 | 96-66, .593, 1st, +1.0 |

With 96 wins, the Rays led the AL in wins for the first time...they were a major-league-best 47-34 on the road, marking the team's first winning season



on the road in club history...they became the second major league team since 1900 to score 800 runs (.802) while hitting .250 or lower (.247), joining the 1991 Tigers (.247, 817 runs)...the offense walked a club-record and major-league-high 672 times and became just the fifth team all-time to lead the AL in walks and strikeouts in the same season and make the postseason...the Rays became the second team all-time to reach the postseason after being no-hit twice in one year, joining the 1917 White Sox...the Rays and Yankees were separated by no more than 2.5 games every day after July 27.

2009 | 84-78, .519, 3rd, -19.0 |

With 84 wins, the Rays became just the eighth team all-time to win 180 games over two seasons after losing 180 games the previous two seasons...Rays had a club-record 194 SB and then-club-record 199 HR...only one other team in major league history surpassed 190 HR and 190 SB in the same season: the 1996 Rockies (221-HR, 201-SB)...Rays used just seven different starting pitchers, fewest in the majors and tied (2010) for fewest in club history.

2008 | 97-65, .599, 1st, +2.0 |

In their first season as the "Rays," the club became just the second team in major league history (first AL team) to advance to the postseason after owning the worst record in the majors the year before (also 1991 Braves)...their 97 wins were the most ever by a team that finished the previous season with the majors' worst record...Rays improved 31 games from 2007, the 3rd-greatest turnaround in AL history...Rays became the second team all-time to win 95-plus games a year after losing 95-plus...Rays lowered their ERA from a major-league-worst 5.53 in 2007 to 3.82, the 4th-greatest turnaround in modern major league history.

2007 | 66-96, .407, 5th, -30.0 |

Led by AL strikeout champion Scott Kazmir, Rays pitchers topped the league with 1,194 SO...the Rays became the first team to lead the AL in strikeouts and post the league's highest ERA (5.53)...the bullpen posted a 6.16 ERA, becoming the first bullpen since the 1953 Tigers to record an ERA in excess of 6.00.

2006 | 61-101, .377, 5th, -36.0 |

The Rays became the first team in major league history to lose 100 or more games and have a winning record at home (41-40)...beginning July 1, they went 3-33 (.086) away from Tropicana Field, the worst road record after July 1 in modern major league history.

2005 | 67-95, .414, 5th, -28.0 |

The Rays fashioned a 39-34 (.534) record after the All-Star break, an improvement of .219 pct. points over their mark before the All-Star break (28-61, .315)...marked the AL's 4th-best turnaround behind the 1935 St. Louis Browns (+.279), 2001 Athletics (+.267) and the 1944 Tigers (+.222)...finished with a .274 team avg., tying their best ever and 3rd-best in the majors behind the Red Sox (.281) and Yankees (.276).

2004 | 70-91, .435, 4th, -30.5 |

On June 26, the Rays became the first team in history to climb over .500 after being 18 or more games under .500...Rays were 10-28 on May 19, but went 26-7 in their next 33 games to get to 36-35...through the first seven weeks of the season (through May 19), Rays had the worst record in the majors (10-28)...over the next seven weeks (May 20-July 7), they had the best record at 32-13...Rays won a club-record 12 consecutive games, June 9-22, and lost 12 straight, Aug 27-Sep 10, joining the 1987 Brewers as the only teams in major league history to win 12 or more in a row and lose 12 or more in a row in the same season.

2003 | 63-99, .389, 5th, -38.0 |

Tampa native Lou Piniella returned home, and in his first year as Rays manager led them to an 8-game improvement over 2002 (55 wins to 63)...Rays were just 7 games under .500 after the All-Star break (31-38, .449) compared to 28 games under in the first half (32-60, .348)...they played 90 games were decided by 1 or 2 runs (39-51).

2002 | 55-106, .342, 5th, -48.0 |

The Rays became the first team to lose 100 games in back-to-back seasons since the 1977-79 Blue Jays and reached 100 losses quicker than any AL club since the 1949 Senators...they lost 16 games after leading in the 8th or 9th inning, including 10 with 1 or 2 outs in the 9th.

2001 | 62-100, .383, 5th, -34.0 |

The Rays became the first AL team to lose 100 games since the 1996 Tigers, but went 24-23 starting Aug 10...they were 27-61 during the first half and 35-39 in the second half.

2000 | 69-92, .429, 5th, -18.0 |

Due to injuries, the Rays employed 38 players by May 28...through the team's first 79 games, the Rays lost José Canseco (heel), Vinny Castilla (rib, back), Greg Vaughn (hamstring) and Gerald Williams (hip) for a combined total of 84 days due



to injury...the Rays had the "Hit Show" (Canseco, Fred McGriff, Vaughn, Castilla) in the lineup together for only 38 of 109 games before Canseco was claimed off waivers by the Yankees on Aug 7.

1999 | 69-93, .426, 5th, -29.0 |

The Rays suffered the most injuries in the majors with 18 different players on the disabled list (22 total moves to the DL) after Opening Day...15 of the Rays 25-man Opening Day roster spent time on the disabled list, including eight of the 11 pitchers and four of the five pitchers in the season-opening starting rotation.

1998 | 63-99, .389, 5th, -51.0 |

The Rays finished in the AL's top five in fielding pct. (2nd) and ERA (4th), the only expansion team to ever make that claim in its first season...became the first expansion team ever to go 4 games over .500 at any point in their first season when they were 10-6 on April 19...the Rays became the third expansion team among the four major sports (MLB, NFL, NHL, NBA) to reach 4 games over .500 at any point in their first season...the NHL's Philadelphia Flyers (15-9-5) and the Los Angeles Kings (10-6-3) both did it in 1967.

DID YOU KNOW?

PLAYERS TO HOMER IN THEIR FIRST AT-BAT WITH THE RAYS

PLAYER	DATE	PITCH COUNT
Shane Peterson ^[2]	April 14, 2017 at BOS	2-2 pitch off Rick Porcello
Jake Elmore ^[2]	April 22, 2015 vs. BOS	2-2 pitch off Edward Mujica
Ryan Roberts	July 25, 2012 at BAL	first pitch off Miguel González
Brandon Allen	April 26, 2012 vs. LAA	2-2 pitch off Jordan Walden
Brandon Guyer ^{[1][2]}	May 6, 2011 at BAL	3-1 pitch off Zach Britton
Dan Johnson ^[2]	Sep 10, 2008 at BOS	3-2 pitch off Jonathan Papelbon
Brendan Harris	April 7, 2007 vs. TOR	1-2 pitch off Tomo Ohka
Elijah Dukes	April 2, 2007 at NYY	1-1 pitch off Carl Pavano
Kevin Cash ^[2]	June 15, 2005 vs. MIL	first pitch off Victor Santos
George Lombard ^[2]	April 19, 2003 at BAL	1-0 pitch off Rodrigo López
Terry Shumpert ^[2]	March 31, 2003 vs. BOS	1-0 pitch off Alan Embree
Gerald Williams ^[2]	April 3, 2000 at MIN	first pitch off Brad Radke
Esteban Yan ^{[1][2]}	June 5, 2000 at NYM	first pitch off Bobby J. Jones
Bubba Trammell	April 3, 1998 vs. CWS	0-2 pitch off James Baldwin

[1] FIRST MAJOR LEAGUE PLATE APPEARANCE [2] FIRST PA WITH RAYS



Rays Chronology

MARCH 9, 1995

At a meeting in West Palm Beach, Fla., baseball owners officially welcome the Tampa Bay Devil Rays and Arizona Diamondbacks as the 13th and 14th expansion teams in major league history by a vote of 28-0.

APRIL 27, 1995

The Rays and the City of St. Petersburg agree on a 30-year lease for the team to play their home games at the ThunderDome.

JULY 19, 1995

Chuck LaMar is named Rays Senior Vice President of Baseball Operations and General Manager.

SEPTEMBER 26, 1995

The Rays sign their first player: pitcher Adam Sisk, a 6-foot-4 righthander from Edison Community College in Fort Myers, Fla.

MAY 7, 1996

The Rays announce they will become the first team in the modern era to host spring training in their home city in 1998. The NL's St. Louis Cardinals will leave after training in St. Petersburg since 1946.

JUNE 3, 1996

The Rays begin their first mini-camp as 24 players, all minor league free agents signed before the June Draft, assemble at the Huggins-Stengel complex in St. Petersburg under the watchful eye of the Rays coaching staff directed by field coordinator Tom Foley.

JUNE 4, 1996

Outfielder and first baseman Paul Wilder becomes the Rays first-ever draft pick as the team participates in its first June Draft. Rays Managing Partner Vince Naimoli announces the selection while in the team's "war room" at the Stouffer-Vinoy Resort in St. Petersburg. The Rays eventually select 97 players, the fifth-highest total ever taken in the history of the June Draft.

JUNE 19, 1996

The first Rays game is played. A Gulf Coast League record crowd of 7,582 are on hand at Al Lang Stadium as the GCL Devil Rays host their

Yankee counterparts. A 10-1 loss can't dim the festive atmosphere nor the unbridled affection that is showered down on the young Rays. The game was carried live by News Radio 970 WFLA and SportsChannel Florida. Eighteen-year-old righthander Pablo Ortega throws the first Rays pitch (a ball).

JUNE 19, 1996

Butte Copper Kings infielder Jim Kerr hits the first home run in Rays history in their Pioneer League opener against Idaho Falls.

JUNE 20, 1996

The first win in the history of the Rays organization, a 4-3 triumph over the Gulf Coast League Astros. Eighteen-year-old Jose Rodriguez from the Dominican Republic gets the win.

OCTOBER 3, 1996

Tropicana Field is born. The Rays and Tropicana Dole Beverages North America of nearby Bradenton, Fla., announce an agreement to rename the ThunderDome.

OCTOBER 7, 1996

Vince Naimoli and St. Petersburg Mayor David Fischer preside over the official groundbreaking ceremony for a 15-month, \$63 million renovation of Tropicana Field.

JANUARY 16, 1997

The Rays are voted into the AL by a 28-2 count among MLB owners, becoming the Junior Circuit's 15th franchise. The decision is announced at the owner's meetings in Phoenix.

SEPTEMBER 9, 1997

The Rays organization celebrates the first championship as Manager Bill Evers' St. Petersburg Rays beat Vero Beach, 5-1, at Al Lang to win the Class-A Florida State League Championship.

OCTOBER 15, 1997

MLB approves a resolution creating a 16-team NL and a 14-team AL for the 1998 season, meaning the Rays will be located in the AL East Division.



NOVEMBER 7, 1997

Florida Marlins pitching coach Larry Rothschild is named the first Rays manager.

NOVEMBER 11, 1997

The Rays acquire outfielder Mike Kelly from the Cincinnati Reds for a player to be named later. Kelly becomes the first player to be added to the 40-man major league roster. This is the Rays first-ever trade involving a major league player.

NOVEMBER 18, 1997

The Rays select 35 players in the Major League Expansion Draft. The Rays select left-handed pitcher Tony Saunders from the Marlins with the first pick in the draft.

FEBRUARY 15, 1998

The Rays first major league spring training camp opens. Fifty-one players, including 41 pitchers, take the field at 9:35 a.m. for a three-hour workout at the Rays Spring Training Complex in St. Petersburg. The day was also marred by the team's first injury as catcher Cesar Devarez suffered a dislocated left knee cap.

FEBRUARY 26, 1998

The first spring training game involving Rays major leaguers takes place. The Rays beat Florida State University at Al Lang Stadium. The Rays use 30 players in the win over FSU and rally from a 3-1 deficit with a five-run 8th inning. Matt White is the Rays starting pitcher and Jason Johnson gets the win.

MARCH 2, 1998

Tampa Bay wins its first major league spring training game, 6-2, over the visiting Royals. Lefty Ryan Karp is the winner as the Rays win it with a four-run rally in the 7th inning.

MARCH 27, 1998

In the first game at Tropicana Field, the Rays beat Atlanta, 5-0, in an exhibition game that draws 26,519. Rolando Arrojro beats Tom Glavine and Russ Mormon hits the first home run, a 380-foot shot to left-center.

MARCH 31, 1998

It all begins. The Rays lose to the Tigers 11-6 in Tampa Bay's first official major league game before what remains the largest home crowd in Rays history - 45,369.

APRIL 1, 1998

"Say hello to victory, Tampa Bay," says Rays radio voice Paul Olden as the Rays win for the first time, 11-8, over Detroit. Cuban ace Rolando Arrojro is the winner in his major league debut.

JUNE 21, 1998

Raymond, the team's mascot, debuts prior to the Rays-Red Sox game at Tropicana Field.

AUGUST 7, 1999

Wade Boggs homers at Tropicana Field off Indians lefthander Chris Haney for his 3,000th career hit. Boggs is the first to reach the milestone with a home run.

APRIL 18, 2001

Hal McRae is named the second manager in club history, replacing Larry Rothschild.

OCTOBER 28, 2002

Tampa native Lou Piniella is named manager of the Rays.

MARCH 30, 2004

The Rays open the major league season at the Tokyo Dome in Japan with an 8-3 win over the Yankees in front of 55,000 and a national TV audience.

JUNE 26, 2004

The Rays beat the Marlins, 6-4, and become the first team in history to climb over .500 after being 18 or more games below .500. The Rays were 10-28 on May 19, but 26-7 in their next 33 games to get to 36-35.

OCTOBER 6, 2005

Stuart Sternberg becomes the principal owner of the Rays and takes control of the operation of the organization. Matt Silverman is named club president. Sternberg announces that the team will offer free parking at all Rays home games in 2006, making the Rays the only major league baseball franchise to offer free parking on all team-owned lots.

NOVEMBER 3, 2005

The Rays announce that Andrew Friedman will oversee the Rays baseball operations efforts and that former NL Executive of the Year Gerry Hunsicker will be brought on to assist Friedman.



NOVEMBER 15, 2005

The Rays name Angels bench coach Joe Maddon as the fourth manager in team history.

DECEMBER 2005

The Rays begin a \$10 million refurbishment of Tropicana Field. Bathrooms are renovated, 35,000 seats are cleaned and painted, concrete walls are covered with stucco and drywall, the suite and club sections are upgraded, new directional signs and outdoor awnings are added and a new sound system is installed. Concourses are converted into interactive fun zones for all fans.

SEPTEMBER 20, 2006

The Rays and the Board of County Commissioners of Charlotte County, Fla., formally sign a 20-year agreement for the Rays to conduct spring training at a renovated Charlotte Sports Park beginning in February 2009.

JANUARY 2007

For the second consecutive year, improvements are made to Tropicana Field. The changes—estimated at \$8 million and paid for by the club—include a new look to the exterior of the stadium and a state-of-the-art 36'-by-64' full-color scoreboard. The FieldTurf surface installed before the 2000 season is replaced by the very latest FieldTurf product.

MAY 15-17, 2007

In another step toward creating a more regional presence for the team, the Rays play the first regular season major league games ever in Orlando and sweep the Rangers in a three-game series at The Ballpark at Disney's Wide World of Sports Complex.

NOVEMBER 8, 2007

The organization launches new uniforms, new colors, a new icon and a new name—the Rays. The rebranding effort begins with a fashion show in downtown St. Petersburg and a free concert by Hollywood's Kevin Costner and his band Modern West. Approximately 7,000 attend the event at Straub Park.

SEPTEMBER 9, 2008

The Rays call up Dan Johnson from Durham, who arrives at Fenway Park at game time. His 2-run, pinch-hit homer in the 9th off Jonathan Papelbon gives the Rays a 5-4 win, keeping them in first place over the Red Sox.

SEPTEMBER 20, 2008

The Rays defeat the Twins, 7-2, at Tropicana Field in front of a national TV audience and clinch their first postseason appearance.

SEPTEMBER 26, 2008

The Rays lose at the Tigers, 6-4, but clinch the AL East title when the Red Sox lose to Yankees, 19-8.

OCTOBER 19, 2008

Matt Garza starts it and rookie David Price finishes it as the Rays win Game 7 of the ALCS, 3-1, to clinch the AL pennant in front of 40,473 at Tropicana Field.

OCTOBER 22, 2008

The Rays host the Phillies in their first World Series game, becoming just the second team in major league history to compete in the World Series a year after having the worst record in the majors.

FEBRUARY 25, 2009

The Rays play the Reds in their first spring training game at Charlotte Sports Park after training in St. Petersburg for 11 years. Carl Crawford gets the first hit in the newly renovated park, but the Rays manage only three other hits and fall, 7-0.

JULY 26, 2010

Matt Garza throws the first no-hitter in franchise history in a 5-0 win over the Tigers at Tropicana Field.

OCTOBER 3, 2010

The Rays clinch their second AL East title on the last day of the regular season, breaking a tie with the Yankees. The Yankees lose at the Red Sox, clinching it for the Rays who later win, 3-2, in 12 innings at the Royals.

SEPTEMBER 28-29, 2011

It's been called the greatest day of the regular season in major league history. The Red Sox lose at 12:02 a.m. and the Rays beat the Yankees 8-7 on a walk-off home run by Evan Longoria at 12:05 a.m. As a result, the Rays win the AL Wild Card, completing the greatest September comeback ever.

NOVEMBER 14, 2012

The Baseball Writers' Association of America announces left-handed pitcher David Price as the winner of the 2012 AL Cy Young Award.



SEPTEMBER 30, 2013

The Rays win the 14th tiebreaker game in major league history, 5-2 over the Rangers, punching a postseason ticket for the fourth time in six years. David Price becomes the fifth pitcher in baseball history to earn a complete-game victory in a one-game playoff.

DECEMBER 3, 2013

The Rays announce a major upgrade to Tropicana Field to significantly enhance the fan experience, creating a 360-degree pedestrian circulation around the lower seating bowl at Tropicana Field.

JUNE 4, 2014

The Rays beloved Senior Advisor Don Zimmer passes away at age 83.

OCTOBER 14, 2014

Matt Silverman is named president of baseball operations, replacing Andrew Friedman, who had recently accepted a similar role with the Dodgers. Brian Auld is named team president following Silverman.

DECEMBER 5, 2014

Tampa native Kevin Cash is named the fifth manager in club history.

JANUARY 14, 2016

By a 5-3 vote, St. Petersburg City Council members agree to give the Rays three years to search for a new stadium site in Pinellas and Hillsborough counties.

MARCH 20-22, 2016

The Rays travel to Havana, Cuba to play the Cuban National Team in an exhibition at Estadio Latinoamericano, joining the 1999 Orioles as the only major league clubs to play a game in Cuba in the last 57 years. The Rays prevail, 4-1, before an estimated 55,000 fans—including President Barack Obama, First Lady Michelle Obama and Cuban President Raúl Castro. Obama's visit is the first by a sitting U.S. President since Calvin Coolidge in 1928.

SEPTEMBER 11-13, 2017

The forecast for Hurricane Irma's arrival in Florida prompts Major League Baseball to move a three-game series with the Yankees from Tropicana Field to Citi Field. It is believed to be only the fifth time in the history of MLB that weather concerns required the relocation of games to a neutral site.

NOVEMBER 1, 2017

Matt Silverman moves from president of baseball operations back to the team president role, sharing the title with Brian Auld. The move completes the transition of baseball leadership, passing the baton to senior vice president of baseball operations/general manager Erik Neander as the top-ranking baseball official.

DECEMBER 20, 2017

The Rays complete a five-player trade sending 3B Evan Longoria to the San Francisco Giants. Longoria departs as the longest-tenured player in franchise history after spending nearly 10 seasons in a Rays uniform. He leaves as the club's all-time leader with 1,435 games, 261 HR, 892 RBI, 338 2B, 618 XBH, 780 runs, 569 BB and 2,630 total bases.

FEBRUARY 9, 2018

In a news conference at the Tampa Baseball Museum in Ybor City, principal owner Stuart Sternberg publicly states the organization's preference to build a new ballpark in the historic Tampa neighborhood. "Ybor City is authentically Tampa Bay," he says. "This is where we want to be playing and the possibilities are very, very exciting to me and to my organization and to Major League Baseball." Tampa businessmen Chuck Sykes and Ron Christaldi announce the formation of Tampa Bay Rays 2020, a broad-based community effort to bring the Rays to Tampa. Sternberg, Sykes and Christaldi are joined at the event by Hillsborough County Commissioner Ken Hagan and Tampa Mayor Bob Buckhorn.



Opening Day Lineups

OPENING DAY RECORD ALL-TIME : 10-10

MARCH 31, 1998

DET 11 | TB 6

CF Quinton McCracken
 2B Miguel Cairo
 3B Wade Boggs
 1B Fred McGriff
 LF Mike Kelly
 DH Paul Sorrento
 C John Flaherty
 RF Dave Martinez
 SS Kevin Stocker
 P Wilson Álvarez

APRIL 5, 1999

TB 7 | BAL 10

CF Randy Winn
 RF Dave Martinez
 DH José Canseco
 1B Fred McGriff
 C John Flaherty
 3B Wade Boggs
 LF Paul Sorrento
 2B Miguel Cairo
 SS Kevin Stocker
 P Wilson Álvarez

APRIL 3, 2000

TB 7 | MIN 0

CF Gerald Williams
 RF Dave Martinez
 DH José Canseco
 1B Fred McGriff
 LF Greg Vaughn
 3B Herbert Perry
 C John Flaherty
 SS Kevin Stocker
 2B Miguel Cairo
 P Steve Trachsel

APRIL 3, 2001

TOR 1 | TB 8

CF Gerald Williams
 DH Steve Cox
 LF Greg Vaughn
 1B Fred McGriff
 RF Ben Grieve
 3B Vinny Castilla
 2B Bobby Smith
 C John Flaherty
 SS Félix Martínez
 P Albie Lopez

APRIL 2, 2002

DET 5 | TB 9

LF Jason Tyner
 CF Randy Winn
 1B Steve Cox
 DH Greg Vaughn
 C Toby Hall
 RF Ben Grieve
 3B Bob Smith
 2B Brent Abernathy
 SS Chris Gomez
 P Tanyon Sturtze

MARCH 31, 2003

BOS 4 | TB 6

LF Carl Crawford
 CF Rocco Baldelli
 3B Aubrey Huff
 1B Travis Lee
 DH Al Martin
 RF Ben Grieve
 C Toby Hall
 2B Brent Abernathy
 SS Rey Ordoñez
 P Joe Kennedy

MARCH 30, 2004

NYN 3 | TB 8

LF Carl Crawford
 3B Damian Rolls
 CF Rocco Baldelli
 DH Aubrey Huff
 RF José Cruz Jr.
 1B Tino Martinez
 SS Julio Lugo
 C Toby Hall
 2B Rey Sánchez
 P Victor Zambrano

APRIL 4, 2005

TOR 5 | TB 2

LF Carl Crawford
 SS Julio Lugo
 RF Aubrey Huff
 1B Travis Lee
 DH Josh Phelps
 2B Jorge Cantú
 CF Chris Singleton
 C Toby Hall
 3B Alex Gonzalez
 P Dewon Brazelton

APRIL 3, 2006

TB 6 | BAL 9

SS Julio Lugo
 LF Carl Crawford
 2B Jorge Cantú
 3B Aubrey Huff
 DH Jonny Gomes
 1B Travis Lee
 C Toby Hall
 RF Damon Hollins
 CF Joey Gathright
 P Scott Kazmir

APRIL 2, 2007

TB 5 | NYY 9

LF Carl Crawford
 SS Ben Zobrist
 DH Rocco Baldelli
 1B Ty Wigginton
 RF Delmon Young
 3B Akinora Iwamura
 C Dioner Navarro
 CF Elijah Dukes
 2B Melvin Upton Jr.
 P Scott Kazmir

MARCH 31, 2008

TB 6 | BAL 2

2B Akinora Iwamura
 LF Carl Crawford
 1B Carlos Peña
 CF Melvin Upton Jr.
 DH Cliff Floyd
 3B Willy Aybar
 RF Eric Hinske
 C Dioner Navarro
 SS Jason Bartlett
 P James Shields

APRIL 7, 2009

TB 3 | BOS 8

2B Akinora Iwamura
 LF Carl Crawford
 3B Evan Longoria
 1B Carlos Peña
 DH Pat Burrell
 CF Matt Joyce
 C Dioner Navarro
 RF Gabe Gross
 SS Jason Bartlett
 P James Shields



APRIL 6, 2010**BAL 3 | TB 4**

SS	Jason Bartlett
LF	Carl Crawford
RF	Ben Zobrist
3B	Evan Longoria
1B	Carlos Peña
CF	Melvin Upton Jr.
DH	Pat Burrell
2B	Sean Rodríguez
C	Dioner Navarro
P	James Shields

APRIL 1, 2011**BAL 4 | TB 1**

2B	Ben Zobrist
LF	Johnny Damon
3B	Evan Longoria
DH	Manny Ramírez
1B	Dan Johnson
CF	Melvin Upton Jr.
RF	Matt Joyce
SS	Reid Brignac
C	John Jaso
P	David Price

APRIL 6, 2012**NY Y 6 | TB 7**

CF	Desmond Jennings
RF	Ben Zobrist
3B	Evan Longoria
DH	Jeff Keppinger
SS	Sean Rodríguez
1B	Carlos Peña
2B	Elliot Johnson
C	José Molina
LF	Matt Joyce
P	James Shields

APRIL 2, 2013**BAL 7 | TB 4**

CF	Desmond Jennings
RF	Sam Fuld
2B	Ben Zobrist
3B	Evan Longoria
LF	Matt Joyce
SS	Yunel Escobar
1B	James Loney
C	José Molina
DH	Kelly Johnson
P	David Price

MARCH 31, 2014**TOR 2 | TB 9**

LF	David DeJesus
RF	Wil Myers
2B	Ben Zobrist
3B	Evan Longoria
1B	James Loney
CF	Desmond Jennings
DH	Matt Joyce
C	José Molina
SS	Yunel Escobar
P	David Price

APRIL 6, 2015**BAL 6 | TB 2**

DH	John Jaso
RF	Steven Souza Jr.
SS	Asdrúbal Cabrera
3B	Evan Longoria
1B	James Loney
LF	Desmond Jennings
C	René Rivera
2B	Logan Forsythe
CF	Kevin Kiermaier
P	Chris Archer

APRIL 3, 2016**TOR 5 | TB 3**

2B	Logan Forsythe
1B	Logan Morrison
3B	Evan Longoria
DH	Corey Dickerson
LF	Desmond Jennings
SS	Brad Miller
RF	Steven Souza Jr.
CF	Kevin Kiermaier
C	Hank Conger
P	Chris Archer

APRIL 2, 2017**NY Y 3 | TB 7**

DH	Corey Dickerson
CF	Kevin Kiermaier
3B	Evan Longoria
2B	Brad Miller
RF	Steven Souza Jr.
1B	Logan Morrison
SS	Tim Beckham
LF	Mallex Smith
C	Derek Norris
P	Chris Archer

DID YOU KNOW?**RAYS TO HOMER IN THEIR FIRST
PLATE APPEARANCE AT TROPICANA FIELD**

PLAYER	DATE	PITCH COUNT
Jake Elmore	April 22, 2015 vs. BOS	2-2 pitch off Edward Mujica
Wil Myers	June 24, 2013 vs. TOR	1-2 pitch off Esmil Rogers
Joe Dillon	May 30, 2009 vs. MIN	1-1 pitch off Francisco Liriano
Terry Shumpert	March 31, 2003 vs. BOS	1-0 pitch off Alan Embree



Historic Box Scores



ROBERT ROGERS / TAMPA BAY RAYS

MARCH 31, 1998

DEVIL RAYS INAUGURAL GAME

ST. PETERSBURG, FLA. – Hall of Famers Ted Williams, Stan Musial, Al Lopez and Monte Irvin threw out the ceremonial first pitches and minutes later, at 5:08 p.m. on March 31, 1998, major league baseball was born in Tampa Bay as Wilson Álvarez delivered a ball to Tigers leadoff hitter Brian Hunter. Álvarez retired the Tigers 1-2-3 in the first inning, then nine of the next 13 batters hit safely. The Rays fell behind 11-0 in the 5th inning before Wade Boggs hit a two-run homer off Justin Thompson in the 6th to account for the first two runs in Rays history. The Devil Rays rallied for four runs in the 9th inning and left the tying run in the on-deck circle when Paul Sorrento struck out to end the game. Tampa native Luis Gonzalez hit the first home run at Tropicana Field and added a single and double.

TROPICANA FIELD	1	2	3	4	5	6	7	8	9	R	H	E	LOB
DETROIT	0	4	2	0	5	0	0	0	0	11	18	1	9
TAMPA BAY	0	0	0	0	0	2	0	0	4	6	12	0	9

DETROIT	AB	R	H	BI	BB	SO	TAMPA BAY	AB	R	H	BI	BB	SO
B. Hunter, cf	6	1	2	2	0	1	Q. McCracken, cf	5	2	2	1	0	0
B. Roberts, dh	5	0	1	1	0	1	M. Cairo, 2b	4	0	1	0	0	0
P. Incaviglia, ph-dh	1	0	0	0	0	0	R. Butler, ph	1	0	1	1	0	0
B. Higginson, rf	4	0	1	0	1	1	W. Boggs, 3b	4	1	1	3	1	0
T. Clark, 1b	5	2	2	0	0	1	F. McGriff, 1b	4	0	1	0	0	0
D. Easley, 2b-ss	5	3	3	0	0	0	M. Kelly, lf	5	0	0	0	1	1
L. Gonzalez, lf	5	2	3	2	0	1	P. Sorrento, dh	5	0	1	0	0	1
J. Randa, 3b	5	1	3	3	0	1	J. Flaherty, c	4	1	2	0	0	1
J. Oliver, c	5	1	2	3	0	0	D. Martinez, rf	2	0	1	0	1	0
B. Ripken, ss	3	1	1	0	1	0	B. Smith, ph	1	1	1	0	0	0
F. Catalanotto, ph-2b	1	0	0	0	0	1	K. Stocker, ss	3	0	1	0	0	0
TOTALS	45	11	18	11	2	7	B. Trammell, ph	0	1	0	0	1	0
							TOTALS	38	6	12	5	3	3

2B: Randa, J (2); Hunter, B (1); Higginson, B (1); Gonzalez, L (1); Easley, D (1).
HR: Gonzalez, L (1, off Carlson, D; 5th inn, 1 on, 0 out). **TB:** Gonzalez, L (7); Randa, J (5); Easley, D (4); Hunter, B (3); Oliver, J (2); Clark, T (2); Higginson, B (2); Ripken, B (1); Roberts, B (1). **RBI:** Oliver, J (3); Randa, J (3); Hunter, B (2); Gonzalez, L (2); Roberts, B (1).
Team RISP: 6-for-18. **DP:** 2 (Randa, J-Easley, D-Clark, T; Ripken, B-Easley, D-Clark, T). **E:** Bochtler, D (1).


DETROIT	IP	H	R	ER	BB	SO	HR
J. Thompson (W,1-0)	6.0	8	2	2	0	2	1
S. Runyan	1.0	0	0	1	0	0	0
R. Duran	1.0	0	0	0	0	0	0
B. Florie	0.1	4	4	3	1	0	0
D. Bochtler	0.2	0	0	0	1	1	0
TOTALS	9.0	12	6	5	3	3	1

2B: Sorrento, P (1); Flaherty, J (1).
HR: Boggs, W (1, off Thompson, J; 6th inn, 1 on, 1 out). **HBP:** McGriff, F (1, by Duran, R).
TB: Boggs, W (4); Flaherty, J (3); Sorrento, P (2); McCracken, Q (2); McGriff, F (1); Stocker, K (1); Smith, B (1); Butler, R; Martinez (1), D; Cairo (1), M. **GIDP:** McCracken, Q (2).
RBI: Boggs, W (3); McCracken, Q (1); Butler, R (1). **Team RISP:** 2-for-9.

TAMPA BAY	IP	H	R	ER	BB	SO	HR
W. Álvarez (L,0-1)	2.1	9	6	6	0	2	0
D. Carlson	2.2	6	5	5	2	3	1
D. Springer	3.0	3	0	0	0	0	0
J. Mecir	1.0	0	0	0	0	2	0
TOTALS	9.0	18	11	11	2	7	1

Umpires: HP-Rich Garcia, 1B-Mike Reilly, 2B-Tim McClelland, 3B-John Hirschbeck. **T:** 3:01. **Att:** 45,369. **Weather:** 72° F, Wind 0 mph, In Dome.





ROBERT ROGERS / TAMPA BAY RAYS

APRIL 1, 1998

DEVIL RAYS FIRST WIN

ST. PETERSBURG, FLA. – April 1, but it was no joke, the Devil Rays won their first game. In game two of the season-opening series, The Devil Rays rallied from a 3-0, 1st-inning deficit and banded out 18 hits on their way to an 11-8 victory. Rookie Rolando Arrojo earned the win in his major league debut and Fred McGriff had three run-scoring hits including a two-run single in the Rays decisive three-run 8th inning. The Rays batted around in the 4th and 8th innings (they batted around four times in the three-game series). Two-out, RBI singles by Wade Boggs and McGriff helped the Rays jump ahead in the 4th inning after trailing 3-2. The Rays got a hit in every inning except the 5th.

TROPICANA FIELD	1	2	3	4	5	6	7	8	9	R	H	E	LOB
DETROIT	3	0	0	0	1	0	2	1	1	8	13	1	10
TAMPA BAY	2	0	0	4	0	1	1	3	X	11	18	1	10

DETROIT	AB	R	H	BI	BB	SO	TAMPA BAY	AB	R	H	BI	BB	SO
B. Hunter, cf	4	1	0	0	1	1	Q. McCracken, cf	5	2	3	0	0	0
B. Roberts, dh	4	1	1	1	0	0	M. Cairo, 2b	5	2	3	1	0	0
B. Higginson, rf	5	3	3	1	0	0	W. Boggs, 3b	4	2	2	1	1	1
T. Clark, 1b	5	1	3	2	0	0	F. McGriff, 1b	4	1	3	4	1	0
L. Gonzalez, lf	4	1	3	3	1	0	P. Sorrento, dh	5	0	1	1	0	1
D. Easley, 2b-ss	3	0	1	0	1	1	D. Martinez, rf	5	0	1	1	0	0
J. Randa, 3b	5	0	1	1	0	1	J. Flaherty, c	5	1	1	0	0	1
R. Casanova, c	3	0	0	0	1	1	R. Bulter, lf	4	2	2	1	1	0
K. Barteel, ph	0	1	0	0	0	0	K. Stocker	5	1	2	1	0	1
J. Oliver, c	1	0	0	0	0	1	TOTALS	42	11	18	10	3	4
B. Ripken, ss	3	0	1	0	0	2							
F. Catalanotto, ph-2b	1	0	0	0	1	0							
TOTALS	38	8	13	8	5	7							

2B: Clark, T (1); Gonzalez, L (2).

HBP: Roberts, B (1, by Arrojo, R); Easley, D (1, by Hernández, R). **TB:** Gonzalez, L (4); Clark, T (4); Higginson, B (3); Ripken, B (1); Roberts, B (1); Easley, D (1); Randa, J (1). **RBI:** Gonzalez, L (5); Clark, T (2); Higginson, B (1); Randa, J (4); Roberts, B (2). **TEAM RISP:** 7-for-15.

E: Casanova, R (1). **SB:** Hunter, B (1).

CS: Ripken, B (1). **PO:** Roberts, B (1st base by Arrojo, R).

DETROIT	IP	H	R	ER	BB	SO	HR
B. Moehler (L, 0-1)	3.2	10	6	6	0	0	0
A. Sager	1.2	3	1	0	0	0	0
S. Runyan	0.2	0	0	0	1	2	0
B. Florie	1.0	1	1	1	0	0	1
D. Brocail	0.1	4	3	3	1	0	0
R. Duran	0.2	0	0	0	1	2	0
TOTALS	8.0	18	11	10	3	4	1

2B: McCracken, Q (1); McGriff, F (1); Boggs, W (1). **3B:** Stocker, K (1).

HR: Butler, R (1, off Florie, B; 7th inn, 0 on, 2 out). **TB:** Butler, R (5); McCracken, Q (4); McGriff, F (4); Stocker, K (4); Cairo, M (3);

Boggs, W (3); Sorrento, P (1); Flaherty, J (1); Martinez, D (1). **RBI:** McGriff, F (4); Butler, R (2); Martinez, D (1); Boggs, W (4); Stocker, K (1); Sorrento, P (1); Cairo, M (1).

TEAM RISP: 9-for-18. **E:** Arrojo, R (1). **SB:** McCracken, Q (1); Cairo, M (1).

TAMPA BAY	IP	H	R	ER	BB	SO	HR
R. Arrojo (W, 1-0)	6.0	8	4	4	1	6	0
R. Tatis	0.1	3	2	2	1	0	0
A. Lopez	1.0	1	1	1	2	0	0
J. Mecir	0.2	0	0	0	0	0	0
R. Hernández	1.0	1	1	1	1	1	0
TOTALS	9.0	13	8	8	5	7	0

WP: Brocail, D (1). **Umpires:** HP-Mike Reilly, 1B-Tim McClelland, 2B-John Hirschbeck, 3B-Rich Garcia. **T:** 3:32. **Att:** 30,109. **Weather:** 72° F, Wind 0 mph, In Dome.



Historic Firsts

RAY'S FIRSTS

Pitch/Batter

Wilson Álvarez, to Brian Hunter, 3/31/98 vs. DET at 5:08 p.m. (ball); grounded out to 1B Fred McGriff

Hit

Dave Martinez, single off Justin Thompson, 3/31/98 vs. DET (3rd inn.)

Double

John Flaherty, off Justin Thompson, 3/31/98 at DET (5th inn.)

Triple

Kevin Stocker, off Brian Moehler, 4/1/98 vs. DET (2nd inn.)

Home Run

Wade Boggs, off Justin Thompson, 3/31/98 vs. DET (6th inn.)

Grand Slam

Paul Sorrento, off Charles Nagy, 5/3/98 at CLE (3rd inn.)

Cycle

Melvin Upton Jr., 10/2/09 vs. NYY

Run

Quinton McCracken, 3/31/98 vs. DET (6th inn.)

Runs Batted In

Wade Boggs, 3/31/98 vs. DET (6th inn.)

Base on Balls

Dave Martinez, off Sean Runyan, 3/31/98 vs. DET (7th inn.)

Strikeout (Pitcher)

Wilson Álvarez, struck out Bip Roberts, 3/31/98 vs. DET (1st inn.)

Strikeout (Batter)

Mike Kelly, off Justin Thompson, 3/31/98 vs. DET (6th inn.)

Stolen Base

Quinton McCracken/Miguel Cairo double steal, 4/1/98 vs. DET (6th inn.)

Caught Stealing

Aaron Ledesma, by Charlie O'Brien, 4/4/98 vs. CWS (3rd inn.)

Sacrifice Fly

Rich Butler, off Jason Bere, 4/5/98 vs. CWS (4th inn.)

Sacrifice Bunt

John Flaherty, off Carlos Castillo, 4/12/98 at CWS (7th inn.)

Hit by Pitch

Fred McGriff, off Roberto Duran, 3/31/98 vs. DET (8th inn.)

Ground into Double Play

Quinton McCracken, off Justin Thompson, 3/31/98 vs. DET (3rd inn.)

Error

Rolando Arrojo, 4/1/98 vs. DET (1st inn.)

Wild Pitch

Ramón Tatis, 4/3/98 vs. CWS (8th inn.)

Win

Rolando Arrojo, 4/1/98 vs. DET

Loss

Wilson Álvarez, 3/31/98 vs. DET

Save

Roberto Hernández, 4/12/98 at CWS

Complete Game/ Complete Game Shutout

Rolando Arrojo, 4/30/98 at MIN

No-Hitter

Matt Garza, 7/26/10 vs. DET

TROPICANA FIELD FIRSTS

Hit

DET Tony Clark, single off Wilson Álvarez, 3/31/98 (2nd inn.)

Double

DET Joe Randa, off Wilson Álvarez, 3/31/98 (2nd inn.)

Triple

Kevin Stocker, off DET Brian Moehler, 4/1/98 (2nd inn.)

Home Run

DET Luis Gonzalez, off Dan Carlson, 3/31/98 (5th inn.)

Grand Slam

KC Johnny Damon, off Dennis Springer, 5/14/98 (2nd inn.)

Cycle

DET Carlos Guillén, 8/1/06

Run

DET Tony Clark, off Wilson Álvarez, 3/31/98 (2nd inn.)

Runs Batted In

DET Joe Randa, off Wilson Álvarez, 3/31/98 (2nd inn.)

Base on Balls

DET Billy Ripken, off Dan Carlson, 3/31/98 (7th inn.)

Strikeout

Wilson Álvarez, struck out DET Bip Roberts, 3/31/98 (1st inn.)

Stolen Base

Quinton McCracken/Miguel Cairo double steal vs. DET, 4/1/98 (6th inn.)

Caught Stealing

DET Billy Ripken, by John Flaherty, 4/1/98 (6th inn.)

Sacrifice Fly

CWS Albert Belle, off Rick Gorecki, 4/3/98 (1st inn.)

Sacrifice Bunt

MIN Denny Hocking, off Roberto Hernández, 3/31/98 (9th inn.)

Hit by Pitch

Fred McGriff, by DET Roberto Duran, 3/31/98 (9th inn.)

Ground into Double Play

Quinton McCracken, off DET Justin Thompson, 3/31/98 (3rd inn.)

Error

DET Doug Brocail, 3/31/98 (9th inn.)

Wild Pitch

DET Doug Brocail, 4/1/98 (8th inn.)

Win

DET Justin Thompson, 3/31/98

Loss

Wilson Álvarez vs. DET, 3/31/98

Save

ANA Troy Percival, 4/26/98

Complete Game

MIN Brad Radke, 4/14/98

Complete Game Shutout

BAL Mike Mussina, 5/9/98

No-Hitter

ARI Edwin Jackson, 6/25/10



Major League Baseball in St. Pete



Players take a lunch break during spring training at Coffee Pot Park in 1915. Future Hall of Famer Grover Cleveland Alexander is in the center of the photo, sipping out of a metal cup.

PHOTO COURTESY OF: CITY OF CLEARWATER/ PHILLIES

T

HIS SEASON MARKS THE 99TH YEAR MAJOR LEAGUE BASEBALL HAS HAD A PRESENCE IN ST. PETERSBURG, DATING BACK TO 1914 WHEN THE ST. LOUIS BROWNS OPENED SPRING TRAINING WORKOUTS.

MLB has also had a presence in St. Pete every year since travel restrictions during World War II prohibited teams from traveling south for spring training from 1943-45.

Nine teams have trained in St. Petersburg: the St. Louis Browns (1914), Philadelphia Phillies (1915-18), Boston Braves (1922-37), New York Yankees (1925-42; 1946-50; 1952-61), St. Louis Cardinals (1938-42; 1946-97), New York Giants (1951), New York Mets (1962-87), Baltimore Orioles (1993-95) and the Devil Rays/Rays (1998-2008).

In 1910, a former Pittsburgh laundry owner named Al Lang moved to St. Petersburg to benefit his health. He soon became interested in the local economy and focused on trying to help the sagging tourism industry. As a baseball fan, he believed the answer was to attract a major league team for spring training.

Lang convinced the St. Louis Browns, under manager Branch Rickey, to move to St. Petersburg in 1914. A baseball committee, formed to attract a major league team to the city, raised \$20,000 to buy a large tract of land for a ballpark. The site chosen for the field was Coffee Pot Bayou in St. Pete, where a 2,000-seat grandstand was built.

The first game between two major league teams in St. Petersburg took place on March 27, 1914 as

the Grapefruit League was established. The Browns hosted the Chicago Cubs, who were training in Tampa and made the trip by steamboat across Tampa Bay. The Cubs won, 3-2. James Leslie (Hippo) Vaughn was the winning pitcher for the Cubs as an estimated 4,000 looked on.

The resourceful Lang helped engineer a new ballpark, Waterfront Park—located at the approximate site where the parking lot for Al Lang Field is today—and a new arrival, the Boston Braves, christened the new park in 1922. The Yankees joined the Braves in St. Pete in 1925. They would remain for all but four years until 1962, when Casey Stengel and the expansion New York Mets moved in and the Yankees went to Fort Lauderdale.

When the Boston Braves left for Bradenton in 1937, the St. Louis Cardinals came to St. Petersburg the following year and would stay 57 of the next 60 years, missing only the war years.

Minor league baseball in the city began in 1920 as the St. Pete Saints entered the Florida State League.

There was one other professional league in St. Petersburg prior to the Rays arrival in 1998. The Senior Professional Baseball Association—a league of former major leaguers who were 35 years of age or older—sprang up for one season, 1989-90. The St. Pete Pelicans were the first and only league champions.



2013 Rays Postseason Review

POSTSEASON THE HARD WAY

With a 5-2 win at Texas in a Game 163 tiebreaker on Sep 30, the Rays became the 14th team to enter the postseason via a tiebreaker and only the second in the Wild Card era (since 1995) to win a tiebreaker game on the road (also 1999 Mets)...road teams had been 1-5 previously...the Rays advanced to the ALDS by winning three games in which they would have been eliminated had they lost—all over a four-day span in three different cities...in Game 162 on Sep 29 at TOR, the Rays snapped a 2-game losing streak to avoid being passed by Texas in the standings...the Rays snapped the Rangers 7-game win streak on Sep 30 at TEX in Game 163 and the Indians 10-game win streak in the AL Wild Card game on Oct 2 at CLE...the Rays advanced to the postseason for the fourth time in their history, all coming in a six-season span from 2008-13.

WILD CARD VS. CLEVELAND

RAYS WIN 1-0

DATE	SCORE	WINNER	LOSER	ATT
10/2	W, 4-0	Cobb	Salazar	43,579

ALDS VS. BOSTON

RED SOX WIN 3 -1

DATE	SCORE	WINNER	LOSER	ATT
10/4	L, 2-12	Lester	Moore	38,177
10/5	L, 4-7	Lackey	Price	38,705
10/7	W, 5-4	Rodney	Uehara	33,675
10/8	L, 1-3	Breslow	McGee	32,807

BOLD INDICATES HOME GAME



JOSE LOBATON

MIKE EHRMANN/GETTY IMAGES

SHUTOUT AT CLEVELAND

The Rays blanked the Indians, 4-0, in the AL Wild Card Game behind Alex Cobb, Joel Peralta, Jake McGee and Fernando Rodney...it was the Indians 44th postseason home game in their history, but only the second time they were shut out...the Rays snapped the Indians 10-game winning streak (covering regular/postseason)...earlier in the season, the Rays snapped Toronto's 10-game streak...according to the Elias Sports Bureau, the Rays became the first team to snap two 10-game winning streaks (or longer) in one season since the 2006 Rockies (Dodgers-11, A's-10).

DONE IN BY THE WORLD CHAMPS

The Rays lost the ALDS to the Red Sox, 3-1...Rays starting pitchers allowed 18 runs (16 earned) in 17.1 IP in the series and Rays batters went 5-for-28 (.179) with runners in scoring position...they hit just .152 with RISP vs. Boston in the regular season...according to the Elias Sports Bureau, the Rays lone win—in Game 3 at Tropicana Field—was only the second postseason game in which a team took a lead in the bottom of the 8th inning, surren-

POSTSEASON ROSTER

Manager & Coaches

- 70 Joe Maddon (Manager)
- 50 Stan Boroski (Bullpen)
- 6 Tom Foley (3B)
- 25 George Hendrick (1B)
- 48 Jim Hickey (Pitching)
- 4 Dave Martinez (Bench)
- 44 Jamie Nelson (Coach)
- 17 Derek Shelton (Hitting)
- 65 Don Zimmer (Sr. Advisor)

Pitchers

- 22 Chris Archer (R)
- 53 Alex Cobb (R)
- 58 Jeremy Hellickson (R) **
- 57 Jake McGee (L)
- 55 Matt Moore (L)
- 62 Joel Peralta (R)
- 14 David Price (L) **
- 56 Fernando Rodney (R)
- 54 Alex Torres (L)
- 35 Jamey Wright (R)
- 49 Wesley Wright (L)

Catchers

- 16 Chris Gimenez *
- 59 José Lobaton
- 28 José Molina

Infielders

- 11 Yunel Escobar
- 21 James Loney
- 3 Evan Longoria
- 18 Ben Zobrist

Outfielders

- 7 David DeJesus
- 5 Sam Fuld
- 8 Desmond Jennings
- 2 Kelly Johnson
- 20 Matt Joyce
- 41 Kevin Kiermaier *
- 9 Wil Myers
- 1 Sean Rodriguez

Designated Hitter

- 15 Delmon Young

Field Staff

- Ron Porterfield (Head Athletic Trainer)
- Paul Harker (Asst. Athletic Trainer)
- Mark Vinson (Asst. Athletic Trainer)
- Kevin Barr (Strength & Cond. Coord.)
- Chris Fernandez (Video Coord.)
- 77 Scott Corsi (Bullpen Catcher)

* WILD CARD GAME ROSTER
** ALDS ROSTER



dered it in the 9th and won it in the bottom of the 9th...the first was Game 7 of the 1960 World Series—the Pirates trailed the Yankees, 7-4, entering the bottom of 8th inning, scored 5 runs to take a 9-7 lead, allowed 2 runs to tie the game at 9-9 and won, 10-9, on Bill Mazeroski's home run.

ICE CREAM MAN

In the Rays 5-4 win in Game 3 of the ALDS, catcher José Lobaton became just the 13th player to hit a walk-off HR in a postseason elimination game...he was the first AL player to do it since BOS David Ortiz in Game 4 of the 2004 ALCS vs. NYY... Lobaton, who got a serving of ice cream from a teammate after a home run, also became just the third player to hit a walk-off home run to avoid being swept in a postseason series.

HAPPY BIRTHDAY

In Game 3 of the ALDS, Evan Longoria homered on his 28th birthday, becoming the second player in major league history to hit a postseason homer on his birthday...he followed KC Willie Mays Aikens, who hit 2 HR on his 26th birthday, Oct 14, 1980 in Game 1 of the 1980 World Series at PHI (according to SABR's David Vincent).

NINE FOR NINE

In the Rays 3-1 loss in Game 4 of the ALDS, Rays Manager Joe Maddon used nine pitchers, a major league postseason record for a 9-inning game...it also remains the most pitchers the Rays have ever used in any 9-inning game.

2013 RAYS POSTSEASON STATISTICS

PLAYER	AVG	G	AB	R	H	TB	2B	3B	HR	RBI	SH	SF	HP	BB	IBB	SO	SB	CS	GI	E	SLG	OBP	PINCH HIT			
																							AB	H	HR	RBI
DeJesus	.231	5	13	2	3	4	1	0	0	1	0	0	2	1	0	6	0	0	1	0	.308	.375	1	0	0	0
Escobar	.421	5	19	3	8	10	2	0	0	2	0	0	0	0	0	1	0	0	1	0	.526	.421	0	0	0	0
Fuld	.000	2	1	1	0	0	0	0	0	0	0	0	0	0	0	1	0	0	0	0	.000	.000	0	0	0	0
Jimenez	.000	0	0	0	0	0	0	0	0	0	0	0	0	0	0	0	0	0	0	0	.000	.000	0	0	0	0
Jennings	.313	5	16	1	5	6	1	0	0	2	0	0	0	2	0	3	1	0	0	0	.375	.389	0	0	0	0
Johnson	.333	2	3	0	1	3	0	1	0	0	0	0	0	0	2	0	0	0	0	1.000	.333	1	1	0	0	
Joyce	.000	4	8	0	0	0	0	0	0	0	0	0	0	0	4	0	0	0	0	.000	.000	3	0	0	0	
Kiermaier	.000	1	0	0	0	0	0	0	0	0	0	0	0	0	0	0	0	0	0	.000	.000	0	0	0	0	
Lobaton	.286	4	7	1	2	5	0	0	1	1	0	0	0	0	2	0	0	0	0	.714	.286	0	0	0	0	
Loney	.375	5	16	1	6	8	2	0	0	2	0	0	1	2	0	3	0	2	0	.500	.474	0	0	0	0	
Longoria	.176	5	17	2	3	6	0	0	1	3	0	0	0	3	0	6	0	1	0	.353	.300	0	0	0	0	
Molina	.000	4	8	0	0	0	0	0	0	0	0	0	0	1	0	4	0	1	0	1.000	.111	0	0	0	0	
Myers	.100	5	20	0	2	2	0	0	0	0	0	0	0	1	0	7	0	0	0	.100	.143	0	0	0	0	
Rodriguez	.167	4	6	1	1	4	0	0	1	1	0	0	0	0	0	0	0	0	0	.667	.167	2	0	0	0	
Young	.273	5	11	1	3	6	0	0	1	3	0	1	0	1	1	1	0	0	0	.545	.308	2	0	0	1	
Zobrist	.167	5	18	3	3	6	0	0	1	1	0	0	0	2	0	4	0	0	1	.333	.250	0	0	0	0	
Tampa Bay	.227	5	163	16	37	60	6	1	5	16	0	1	3	13	1	33	1	1	6	3	.368	.294	9	1	0	1
Opponents	.280	5	168	26	47	67	12	1	2	22	1	2	4	21	3	42	6	1	4	1	.399	.369	2	0	0	0

PITCHER	R/L	W	L	ERA	G	GS	CG	GF	SHO	SV	IP	H	R	ER	HR	HB	BB	IBB	SO	WP	BK	AVG
Cobb	R	1	0	1.54	2	2	0	0	0	0	11.2	13	3	2	0	1	3	0	10	1	0	.277
Hellickson	R	0	0	0.00	1	1	0	0	0	0	1.0	1	0	0	0	0	2	0	0	0	0	.250
McGee	L	0	1	6.00	4	0	0	1	0	0	3.0	3	2	2	0	0	3	1	3	0	0	.250
Moore	L	0	1	9.95	2	1	0	0	0	0	6.1	9	8	7	0	1	3	1	7	1	0	.321
Peralta	R	0	0	0.00	3	0	0	0	0	0	3.1	3	0	0	0	0	1	0	4	1	0	.250
Price	L	0	1	9.00	1	1	0	0	0	0	7.0	9	7	7	2	0	2	0	5	0	0	.321
Rodney	R	1	0	7.71	3	0	0	2	0	0	2.1	1	2	2	0	1	3	0	4	1	0	.143
Torres	L	0	0	0.00	3	0	0	0	0	0	4.0	2	0	0	0	1	0	0	5	0	0	.143
Wright, J	R	0	0	18.00	2	0	0	1	0	0	2.0	4	4	4	0	0	3	0	1	0	0	.500
Wright, W	L	0	0	0.00	2	0	0	1	0	0	0.2	1	0	0	0	0	1	1	1	0	0	.333
Tampa Bay	2	3	5.02	5	5	0	5	1	0	43.0	47	26	24	2	4	21	3	42	4	0	.280	
Opponents	3	2	3.02	5	5	0	5	0	2	44.2	37	16	15	5	3	13	1	44	1	0	.227	



2011 Rays Postseason Review

THIRD TIME IN FOUR YEARS

The Rays advanced to the postseason for the third time in a span of four seasons (2008-11), first time as the AL Wild Card...during that span only two other teams made as many postseason appearances: Phillies (4) and Yankees (3)...the Rays became the third major league team and first AL team to advance to the postseason after starting the season 0-6, and just the second major league team to advance to the postseason after starting 1-8...the 1995 Reds won the NL Central after starting 0-6 and 1-8, and the 1974 Pirates won the NL East after starting 0-6.

ALDS VS. TEXAS RANGERS WIN 3-1

DATE	SCORE	WINNER	LOSER	ATT
9/30	W, 9-0	Moore	Wilson	50,498
10/1	L, 6-8	Holland	Shields	51,351
10/3	L, 3-4	Lewis	Price	32,828
10/4	L, 3-4	Harrison	Hellickson	28,299

BOLD INDICATES HOME GAME



MATT MOORE

SKIP HILL/ST. TAMPA BAY RAYS

HISTORIC COMEBACK

The Rays became the first team in major league history to be at least 9.0 GB of a playoff berth in September and make the postseason...the Rays were 9.0 GB of playoff contention on Sep 3...the 2011 World Series champion Cardinals were 8.5 GB on Sep 5...the Rays were 16-8 and the Red Sox were 6-18 over the last 24 games of the regular season, starting Sep 4.

RAYS VS. RANGERS, PART II

For the second year in a row, the Rays lost to the Rangers in the ALDS...the Rays actually outscored the Rangers, 21-16, but lost the series 3-1...in these two series, the visiting teams went 8-1...the Rays went 3-1 with 26 runs and 21 XBH at Texas, but 0-5 with 8 runs and 8 XBH at home.

MATT MOORE

At 22 years, 104 days, Matt Moore became the youngest starting pitcher ever to win his team's first game of the postseason...previously that mark was held by CIN Gary Nolan (22 years, 129 days) in the 1970 NLCS...Moore did not allow a run in 7 IP in the Rays 9-0 win over the Rangers in Game 1 of the ALDS at TEX...he allowed 2 hits, 2 BB and had 6 SO while throwing 98 pitches.

♦ Moore became the fifth rookie starter to win his team's first game of the postseason and the first to do it since NYY Jim Beattie in Game 1 of the 1978 ALCS over the Royals...he also became the first rookie in major league history to go at least 7 IP and allow no runs and 2 hits or fewer in a postseason game...he was the second youngest to do that, behind NYY Waite Hoyt (22 years, 27 days) in Game 2 of the 1921 World Series vs. the New York Giants.

POSTSEASON ROSTER

Manager & Coaches

- 70 Joe Maddon (Manager)
- 46 Stan Boroski (Asst. Pitching)
- 6 Tom Foley (3B)
- 25 George Hendrick (1B)
- 48 Jim Hickey (Pitching)
- 4 Dave Martinez (Bench)
- 7 Bobby Ramos (Bullpen)
- 17 Derek Shelton (Hitting)
- 63 Don Zimmer (Sr. Advisor)

Pitchers

- 37 Juan Cruz (R)
- 40 Wade Davis (R)
- 43 Kyle Farnsworth (R)
- 47 Brandon Gomes (R)
- 58 Jeremy Hellickson (R)
- 74 J.P. Howell (L)
- 57 Jake McGee (L)
- 55 Matt Moore (L)
- 62 Joel Peralta (R)
- 14 David Price (L)
- 33 James Shields (R)

Catchers

- 28 John Jaso
- 31 José Lobaton
- 10 Kelly Shoppach

Infielders

- 15 Reid Brignac
- 9 Elliot Johnson
- 11 Casey Kotchman
- 3 Evan Longoria
- 1 Sean Rodriguez
- 18 Ben Zobrist

Outfielders

- 22 Johnny Damon
- 5 Sam Fuld
- 8 Desmond Jennings
- 20 Matt Joyce
- 2 Melvin Upton Jr.

Field Staff

- Ron Porterfield
(Head Athletic Trainer)
- Paul Harker
(Asst. Athletic Trainer)
- Mark Vinson
(Asst. Athletic Trainer)
- Kevin Barr
(Strength & Cond. Coord.)
- Chris Fernandez
(Video Coordinator)
- 77 Scott Cursi
(Bullpen Catcher)



♦ His .091 opp avg. (3-for-33) was 2nd lowest ever by a rookie in the postseason (min. 10 IP), topped only by PIT Bruce Kison in 1971 (.088)...is one of 13 rookies all-time to post a sub-1.00 ERA in the postseason (min. 10 IP)...he was the first to do that since NYY Orlando Hernández in 1998.

JAMES SHIELDS

Started and lost Game 2 of the ALDS at Texas, 8-6... took a 3-0 lead into the 4th inning but allowed 5 runs that frame, which included 2 HBP and 2 WP...he remains the only pitcher in major league history with 2 HBP and 2 WP in a postseason game...it was the first time in his career (in 190 regular and postseason starts) that he had 2 HBP in an inning and only the second time he had thrown 2 WP in an inning (also July 6, 2007 at KC)...his line: 5 IP, 8 H, 7 R/ER, 0 BB, 6 SO.

REMARKABLE ROOKIES

Matt Moore and Jeremy Hellickson started Game 1 and Game 4 of the ALDS...the Rays became the 10th team—first since the 2007 Rockies—to use two rookie starters in the postseason...the Rays had seven rookies on their 25-man postseason roster.

2011 RAYS POSTSEASON STATISTICS

PLAYER	GI																PINCH HIT									
	AVG	G	AB	R	H	TB	2B	3B	HR	RBI	SH	SF	HP	BB	IBB	SO	SB	CS	DP	E	SLG	OBP	AB	H	HR	RBI
Brignac	.000	3	1	0	0	0	0	0	0	0	0	0	0	1	0	0	0	0	0	0	.000	.500	0	0	0	0
Damon	.235	4	17	3	4	7	0	0	1	3	0	0	0	0	0	4	0	0	0	0	.412	.235	0	0	0	0
Fuld	.000	3	3	0	0	0	0	0	0	0	0	0	0	0	0	1	0	0	0	0	.000	.000	3	0	0	0
Jaso	.000	2	4	0	0	0	0	0	0	0	0	0	0	0	0	1	0	0	0	0	.000	.000	1	0	0	0
Jennings	.333	4	15	3	5	12	1	0	2	2	0	0	0	3	0	1	0	0	0	0	.800	.444	0	0	0	0
Johnson	.000	1	0	0	0	0	0	0	0	0	0	0	0	0	0	0	0	0	0	0	.000	.000	0	0	0	0
Joyce	.200	4	15	1	3	7	1	0	1	4	0	0	0	1	0	5	0	0	0	0	.467	.250	0	0	0	0
Kotchman	.250	4	16	1	4	5	1	0	0	2	0	0	0	0	0	1	0	0	0	0	.313	.250	0	0	0	0
Longoria	.188	4	16	2	3	6	0	0	1	3	0	0	0	2	0	8	0	0	0	0	.375	.278	0	0	0	0
Rodriguez	.167	4	12	3	2	3	1	0	0	1	0	0	0	2	0	0	0	0	0	0	.250	.286	1	0	0	1
Shoppach	.400	4	10	3	4	10	0	0	2	6	0	0	0	1	0	4	0	0	1	0	1.000	.455	0	0	0	0
Upton Jr.	.286	4	14	3	4	7	3	0	0	0	0	0	0	4	0	6	1	2	0	0	.500	.444	0	0	0	0
Zobrist	.235	4	17	2	4	4	0	0	0	0	0	0	1	0	0	4	0	0	0	0	.235	.278	0	0	0	0
Tampa Bay	.236	4	140	21	33	61	7	0	7	21	0	0	1	14	0	35	1	2	1	0	.436	.310	5	0	0	1
Opponents	.211	4	128	16	27	48	3	0	6	15	1	0	4	12	1	24	4	2	1	2	.375	.299	1	0	0	0

PITCHER	R/L	W	L	ERA	G	GS	CG	GF	SHO	SV	IP	H	R	ER	HR	HB	BB	IBB	SO	WP	BK	AVG
Cruz	R	0	0	0.00	2	0	0	0	0	0	2.0	1	0	0	0	0	2	1	2	0	0	.167
Davis	R	0	0	0.00	2	0	0	2	0	0	2.1	1	0	0	0	0	1	0	1	0	0	.125
Gomes	R	0	0	7.71	3	0	0	0	0	0	2.1	1	2	2	1	0	2	0	3	0	0	.125
Hellickson	R	0	1	6.75	1	1	0	0	0	0	4.0	4	3	3	3	0	1	0	1	0	0	.267
Howell	L	0	0	---	1	0	0	0	0	0	0.0	1	0	0	0	0	0	0	0	0	0	1.000
McGee	L	0	0	0.00	1	0	0	0	0	0	0.1	0	0	0	0	1	0	0	0	0	0	.000
Moore	L	1	0	0.90	2	1	0	0	0	0	10.0	3	1	1	1	1	3	0	8	1	0	.091
Peralta	R	0	0	0.00	3	0	0	2	0	0	2.1	1	0	0	0	0	2	0	0	0	0	.125
Priest	L	0	1	4.05	1	1	0	0	0	0	6.2	7	3	3	1	0	1	0	3	1	0	.269
Shields	R	0	1	12.60	1	1	0	0	0	0	5.0	8	7	7	0	2	0	0	6	2	0	.348
Tampa Bay		1	3	4.11	4	4	0	4	1	0	35.0	27	16	16	6	4	12	1	24	4	0	.211
Opponents		3	1	4.25	4	4	0	4	0	3	36.0	33	21	17	7	1	14	0	35	4	0	.236



2010 Rays Postseason Review

2010 POSTSEASON

The Rays won the AL East for the second time in three years...after the current divisional format was adopted in 1994, the Rays became the first team other than the Yankees to win two AL East championships in a full 162-game season...with 96 wins, the Rays led the AL in wins for the first time and finished 2nd in the majors to the Phillies (97)...in addition, the Rays became:

- ♦ The first team in major league history to endure 10 straight losing seasons, then make the postseason two of the next three seasons.
- ♦ The first team to average 90-plus wins over three consecutive seasons after 10 straight losing seasons.
- ♦ The fourth team to average 90-plus wins over three seasons after averaging 90-plus losses the three previous seasons, joining the 1988-93 Atlanta Braves, 1975-80 Brewers and 1996-2001 Athletics.

ALDS VS. TEXAS

RANGERS WIN 3 - 2

DATE	SCORE	WINNER	LOSER	ATT
10/6	L, 1-5	Lee	Price	35,474
10/7	L, 0-6	Wilson	Shields	35,535
10/9	W, 6-3	Benoit	Oliver	51,746
10/10	W, 5-2	Davis	Hunter	49,218
10/12	L, 1-5	Lee	Price	41,845

BOLD INDICATES HOME GAME



DAVID PRICE

SKIP MILLOS/TAMPA BAY RAYS

RANGERS DEFEAT RAYS IN ALDS

For the first time in baseball history, the road team won every game of a postseason series...the Rangers became the first team in history to win three road games in any 5-game postseason series (Division Series or LCS)...it was the first ALDS to reach 5 games in five years—since the Angels won at home over the Yankees in 2005.

- ♦ The Rays became just the third out of five major league teams in a best-of-five series to force a Game 5 after losing the first two games of the series at home...the 1981 Brewers (vs. New York) and 2001 Yankees (vs. Oakland) did it before them...a division series was necessary in 1981 due to the split season...the 2012 Giants and 2015 Blue Jays have done it in recent years.
- ♦ The Rays became just the 11th out of 15 teams to force a Game 5 in 5-game series after losing the first two games (home or road)...the Rays were the first team since the 1981 Brewers to force a Game 5 after an 0-2 start and lose Game 5.

DAVID PRICE AND CLIFF LEE

David Price had 14 SO and 0 BB in the series, and Lee had 21 SO and 0 BB...no pitchers in baseball history have totaled more strikeouts without allowing a walk in a postseason series than Lee and Price...ATL Kevin Millwood

POSTSEASON ROSTER

Manager & Coaches

- 70 Joe Maddon (Manager)
- 46 Stan Boroski (Asst. Pitching)
- 6 Tom Foley (3B)
- 25 George Hendrick (1B)
- 48 Jim Hickey (Pitching)
- 4 Dave Martinez (Bench)
- 7 Bobby Ramos (Bullpen)
- 17 Derek Shelton (Hitting)
- 62 Don Zimmer (Sr. Advisor)

Pitchers

- 50 Grant Balfour (R)
- 53 Joaquin Benoit (R)
- 36 Randy Choate (L)
- 40 Wade Davis (R)
- 22 Matt Garza (R)
- 34 Jeff Niemann (R)
- 14 David Price (L)
- 55 Chad Qualls (R)
- 33 James Shields (R)
- 29 Rafael Soriano (R)
- 35 Dan Wheeler (R)

Catchers

- 28 John Jaso
- 10 Kelly Shoppach

Infielders

- 16 Willy Aybar *
- 8 Jason Bartlett
- 15 Reid Brignac
- 24 Dan Johnson
- 3 Evan Longoria
- 23 Carlos Peña
- 1 Sean Rodriguez

Outfielders

- 5 Rocco Baldelli
- 13 Carl Crawford
- 27 Desmond Jennings
- 20 Matt Joyce
- 2 Melvin Upton Jr.
- 18 Ben Zobrist

Field Staff

- Ron Porterfield
(Head Athletic Trainer)
- Paul Harker
(Asst. Athletic Trainer)
- Nick Paparesta
(Asst. Athletic Trainer)
- Kevin Barr
(Strength & Cond. Coord.)
- Chris Fernandez
(Video Coordinator)
- 77 Scott Cursi
(Bullpen Catcher)

* REPLACED INJURED ROCCO BALDELLI ON ALDS ROSTER PRIOR TO GAME 2



(2002 NLDS) and CLE Andrew Miller (2016 ALCS) have tied Price's mark.

- Price lost to Lee twice at home in the series, posting a 4.97 ERA (12.2-IP, 7-ER)...he went 9-2 with a 1.96 ERA (114.2-IP, 25-ER) at home during the regular season...prior to the series, he was 4-0 with a 1.79 ERA (45.1-IP, 9-ER) in 7 starts vs. former Cy Young Award winners, and the Rays had won all 7 games.
- At the time, Lee set an ALDS record with 21 SO and tied SD Kevin Brown (1998) for the overall LDS record...DET Justin Verlander (22) broke the record in 2012, and WAS Stephen Strasburg matched Verlander in 2017...Rangers pitching set a Division Series record at the time with 55 SO, topping the 1998 Padres (49 SO vs. HOU)...the 2001 Indians (48 vs. SEA) held the previous ALDS

record...the Rangers staff posted a 2.40 ERA (45-IP, 12-ER), including a 1.15 ERA (31.1-IP, 4-ER) by Rangers starters.

ODDS AND ENDS

- The battery of Wade Davis and John Jaso in Game 4 marked the first time in 63 years a team started a rookie pitcher and a rookie catcher in a postseason win...in Game 7 of the 1947 World Series, the Yankees defeated the Brooklyn Dodgers, 5-2, with a battery of Spec Shea and Yogi Berra.
- Carlos Peña became the first player in history with a single, double, triple and home run in 4 consecutive postseason at-bats (last 2 AB of Game 3 and first 2 AB of Game 4).

2010 RAYS POSTSEASON STATISTICS

PLAYER	AVG	G	AB	R	H	TB	2B	3B	HR	RBI	SH	SF	HP	BB	IBB	SO	SB	CS	DP	E	SLG	OBP	PINCH HIT			
																							AB	H	HR	RBI
Aybar	.167	3	6	0	1	2	1	0	0	0	0	0	0	0	0	2	0	0	0	0	.333	.167	2	0	0	0
Baldelli	.000	1	3	0	0	0	0	0	0	0	0	0	0	0	0	2	0	0	0	0	.000	.000	0	0	0	0
Bartlett	.400	5	15	0	6	7	1	0	0	0	0	0	1	1	0	1	0	0	0	0	.467	.471	1	0	0	0
Brignac	.000	2	3	0	0	0	0	0	0	0	0	0	0	0	0	3	0	0	0	0	.000	.000	0	0	0	0
Crawford	.143	5	21	1	3	6	0	0	1	1	0	0	0	0	4	1	0	1	0	.286	.143	0	0	0	0	
Jaso	.300	3	10	0	3	3	0	0	0	1	0	0	0	1	0	2	0	0	0	.300	.364	1	1	0	0	
Jennings	.000	2	2	1	0	0	0	0	0	0	0	0	0	0	0	1	0	0	0	.000	.000	0	0	0	0	
Johnson	.222	5	9	1	2	3	1	0	0	0	0	0	3	0	4	0	0	1	0	.333	.417	0	0	0	0	
Joyce	.222	4	9	0	2	2	0	0	0	0	0	0	0	0	4	1	0	0	0	.222	.222	2	0	0	0	
Longoria	.200	5	20	2	4	9	2	0	1	2	0	0	0	1	0	4	0	0	2	.450	.238	0	0	0	0	
Peña	.286	4	14	4	4	10	1	1	1	4	0	0	3	0	7	0	0	0	0	.714	.412	0	0	0	0	
Rodriguez	.200	4	10	2	2	2	0	0	0	0	0	0	0	0	5	0	0	0	1	.200	.200	1	0	0	0	
Shoppach	.000	3	9	0	0	0	0	0	0	0	0	0	1	0	3	0	0	0	1	.000	.100	0	0	0	0	
Upton Jr.	.190	5	21	0	4	6	2	0	0	2	0	0	0	0	0	7	2	0	0	.286	.190	0	0	0	0	
Zobrist	.300	5	20	2	6	11	2	0	1	2	0	0	2	0	6	0	0	0	0	.550	.364	0	0	0	0	
Tampa Bay	.215	5	172	13	37	61	10	1	4	12	0	0	1	12	0	55	4	0	2	5	.355	.270	7	1	0	0
Opponents	.253	5	174	21	44	76	8	0	8	19	0	0	2	6	0	38	6	1	6	5	.437	.286	1	0	0	0

PITCHER	R/L	W	L	ERA	G	GS	CG	GF	SHO	SV	IP	H	R	ER	HR	HB	BB	IBB	SO	WP	BK	AVG
Benoit	R	1	0	0.00	3	0	0	0	0	0	3.2	0	0	0	0	0	0	0	3	0	0	.000
Choate	L	0	0	0.00	3	0	0	0	0	0	1.0	0	0	0	0	0	0	0	0	0	0	.000
Davis	R	1	0	3.60	1	1	0	0	0	0	5.0	7	2	2	1	0	3	0	7	0	0	.333
Garza	R	0	0	1.50	1	1	0	0	0	0	6.0	5	2	1	1	0	2	0	4	0	0	.227
Niemann	R	0	0	0.00	1	0	0	1	0	0	3.0	1	0	0	0	0	1	0	4	0	0	.125
Price	L	0	2	4.97	2	2	0	0	0	0	12.2	17	8	7	2	0	0	0	14	0	0	.309
Qualls	R	0	0	10.80	2	0	0	0	0	0	1.2	4	2	2	1	0	0	0	0	0	0	.444
Shields	R	0	1	8.31	1	1	0	0	0	0	4.1	4	4	4	1	2	0	0	2	0	0	.235
Soriano	R	0	0	9.00	3	0	0	3	0	1	3.0	4	3	3	2	0	0	0	1	0	0	.308
Wheeler	R	0	0	0.00	1	0	0	0	0	0	1.0	0	0	0	0	0	0	0	2	0	0	.000
Tampa Bay	2	3	3.80	5	5	0	5	0	1	45.0	44	21	19	8	2	6	0	38	0	0	.253	
Opponents	3	2	2.40	5	5	1	4	1	0	45.0	37	13	12	4	1	12	0	55	0	0	.215	



2008 Rays Postseason Review

2008 POSTSEASON

Only one team in major league history lost more games than the Rays (96) the year before going to the World Series: the 1991 Braves, who were 65-97...the Rays were the second team in major league history and the fifth team in the four major sports to advance to its league's championship series the year after having the worst record in the league...those that have done it: 1991 Braves, 1958-59 Minneapolis Lakers, 1949-50 New York Rangers and 1958-59 Toronto Maple Leafs.

RAYS SET A.L. POSTSEASON HOME RUN MARK

The Rays hit 26 HR in 16 games in the postseason, an AL record at the time...the previous record was 24, by the Angels in 2002...that mark remains one shy of the major league record, shared by the 2017 Astros and 2002 Giants...the Rays had 10 different players homer.

- ♦ The Rays hit 16 HR in the ALCS, most in LCS history— ahead of the Astros (14) in 2004...they belted 13 HR from Games 2-5, most home runs over a four-game stretch in postseason history.
- ♦ Melvin Upton Jr.'s 7 HR in the postseason remain 1 HR shy of the major league record for a single postseason (8, SF Barry Bonds in 2002, HOU Carlos Beltran in 2004 and TEX Nelson Cruz in 2011)...four of his 7 HR came in the ALCS, tying the LCS record at the time...he became the first player to hit 5 HR or more in the postseason after hitting fewer than 10 HR during the regular season.
- ♦ Evan Longoria's 6 HR in the postseason set a record for a major league rookie in a single postseason (prev. 4, FLA Miguel Cabrera in 2003)...four of his 6 HR came in the ALCS, tying the LCS record at the time...all 4 HR in the ALCS

ALDS VS. CHICAGO

RAYS WIN 3-1

DATE	SCORE	WINNER	LOSER	ATT
10/2	W, 6-4	Shields	Vazquez	35,041
10/3	W, 6-2	Kazmir	Buehrle	35,257
10/5	L, 3-5	Danks	Garza	40,142
10/6	W, 6-2	Sonnanstine	Floyd	40,454

ALCS VS. BOSTON

RAYS WIN 4-3


DATE	SCORE	WINNER	LOSER	ATT
10/10	L, 0-2	Matsuzaka	Shields	35,001
10/11	W, 9-8 (11)	Price	Timlin	34,904
10/13	W, 9-1	Garza	Lester	38,031
10/14	W, 13-4	Sonnanstine	Wakefield	38,133
10/16	L, 7-8	Masterson	Howell	38,437
10/18	L, 2-4	Beckett	Shields	40,947
10/19	W, 3-1	Garza	Lester	40,473

WORLD SERIES VS. PHILADELPHIA

PHILLIES WIN 4-1

DATE	SCORE	WINNER	LOSER	ATT
10/22	L, 2-3	Hamels	Kazmir	40,783
10/23	W, 4-2	Shields	Myers	40,843
10/25	L, 4-5	Romero	Howell	45,900
10/26	L, 2-10	Blanton	Sonnanstine	45,903
10/27 & 29	L, 3-4	Romero	Howell	45,940

BOLD INDICATES HOME GAME



! MATT GARZA !

SKIP HILL/ST. TAMPA BAY RAYS

POSTSEASON ROSTER

Manager & Coaches

- 70 Joe Maddon (Manager)
- 17 Brian Anderson (Asst. Pitching)
- 72 Tim Bogar (Quality Assurance)
- 6 Tom Foley (3B)
- 55 Steve Henderson (Hitting)
- 25 George Hendrick (1B)
- 48 Jim Hickey (Pitching)
- 4 Dave Martinez (Bench)
- 7 Bobby Ramos (Bullpen)
- 61 Don Zimmer (Sr. Advisor)

Pitchers

- 50 Grant Balfour (R)
- 53 Chad Bradford (R)
- 22 Matt Garza (R)
- 39 J.P. Howell (L)
- 36 Edwin Jackson (R) **
- 19 Scott Kazmir (L)
- 57 Trevor Miller (L)
- 14 David Price (L)
- 33 James Shields (R)
- 21 Andy Sonnanstine (R)
- 35 Dan Wheeler (R)

Catchers

- 41 Michel Hernández
- 30 Dioner Navarro

Infielders

- 16 Willy Aybar
- 8 Jason Bartlett
- 1 Akinori Iwamura
- 3 Evan Longoria
- 23 Carlos Peña
- 18 Ben Zobrist

Outfielders

- 5 Rocco Baldelli
- 13 Carl Crawford
- 26 Gabe Gross
- 32 Eric Hinske *
- 38 Fernando Perez
- 2 Melvin Upton Jr.

Designated Hitter

- 15 Cliff Floyd

Field Staff

- Ron Porterfield (Head Athletic Trainer)
- Paul Harker (Asst. Athletic Trainer)
- Mark Vinson (Asst. Athletic Trainer)
- Kevin Barr (Strength & Cond. Coord.)
- Chris Fernandez (Video Coord.)
- 77 Scott Cursi (Bullpen Catcher)

*ALDS, WS ROSTER ONLY...REPLACED INJURED CLIFF FLOYD ON WS ROSTER BEFORE GAME 4
**ALCS, WS ROSTER ONLY



came in consecutive games (Games 2-5), which remains tied for a LCS record...he turned 23 on Oct 7, becoming the youngest player in major league history to hit 6 HR or more in a single postseason.

RAYS SET POSTSEASON STEAL MARK

The Rays had 24 SB in the postseason, which remains a major league record ahead of the 1992 Braves (20) and 1975 Reds (20)...the Rays were caught just 3 times in the 16 games.

ALCS MVP MATT GARZA

Matt Garza went 2-0 with a 1.38 ERA (13-IP, 8-H, 2-ER, 6-BB, 14-SO) in the ALCS...he won Game 3 and Game 7 for the Rays...it was the 11th time that a pitcher won ALCS MVP honors (10th different

pitcher)...at 24, Garza became the youngest pitcher ever to win ALCS MVP honors, surpassing Mike Boddicker (26) of the 1983 Orioles.

DAVID PRICE

The 23-year-old top overall pick in 2007 out of Vanderbilt University became the quickest top overall selection to play in the World Series... earned his first win at the major league level in Game 2 of the ALCS and got the final four outs in Game 7 for his first big league save...he was the third rookie pitcher to record a win and a save in the same postseason series, joining STL Adam Wainwright (2006 World Series) and CIN Rawly Eastwick (1975 NLCS, 1975 World Series)...since then, STL Trevor Rosenthal did it in the 2013 WS and SF Hunter Strickland did it in the 2014 NLDS.

2008 RAYS POSTSEASON STATISTICS

PLAYER	AVG	G	AB	R	H	TB	2B	3B	HR	RBI	SH	SF	HP	BB	IBB	SO	SB	CS	DP	E	SLG	OBP	PINCH HIT			
																							AB	H	HR	RBI
Aybar	.353	14	34	5	12	20	2	0	2	7	1	1	0	1	0	6	0	0	0	0	.588	.361	5	1	0	0
Baldelli	.200	8	20	4	4	10	0	0	2	6	0	0	0	3	0	5	0	0	0	0	.500	.304	2	0	0	0
Bartlett	.235	16	51	8	12	18	1	1	1	3	1	0	2	4	0	10	2	0	2	2	.353	.316	0	0	0	0
Crawford	.290	16	62	9	18	29	3	1	2	8	0	0	1	3	0	10	7	0	0	0	.468	.333	0	0	0	0
Floyd	.222	7	18	3	4	8	1	0	1	2	0	0	0	0	0	7	0	0	0	0	.444	.222	0	0	0	0
Garza	.000	4	2	0	0	0	0	0	0	0	0	0	0	0	0	0	0	0	0	0	.000	.000	0	0	0	0
Gross	.053	10	19	0	1	1	0	0	0	2	0	1	0	3	0	7	2	0	1	0	.053	.174	0	0	0	0
Hinske	.500	2	2	1	1	4	0	0	1	1	0	0	0	0	0	1	0	0	0	0	2.000	.500	2	1	1	1
Iwamura	.273	16	66	8	18	27	4	1	1	5	0	0	0	7	1	12	2	0	0	2	.409	.342	0	0	0	0
Kazmir	.000	5	2	0	0	0	0	0	0	0	0	0	0	0	0	2	0	0	0	0	.000	.000	0	0	0	0
Longoria	.194	16	62	10	12	33	3	0	6	13	0	0	0	5	0	20	1	0	3	4	.532	.254	0	0	0	0
Navarro	.293	16	58	4	17	21	4	0	0	5	0	0	0	4	0	11	0	1	2	1	.362	.339	0	0	0	0
Peña	.264	15	53	9	14	25	2	0	3	10	0	0	0	10	2	17	3	2	1	1	.472	.381	0	0	0	0
Perez	.111	5	9	2	1	1	0	0	0	0	0	0	0	0	0	2	1	0	0	0	.111	.111	0	0	0	0
Sonnanstine	1.000	3	1	0	1	1	0	0	0	0	0	0	0	0	0	0	0	0	0	0	1.000	1.000	0	0	0	0
Upton Jr.	.288	16	66	16	19	43	1	1	7	16	0	1	0	5	1	16	6	0	4	1	.652	.333	0	0	0	0
Zobrist	.091	7	11	0	1	1	0	0	0	0	0	0	0	2	0	0	0	0	0	0	.091	.231	4	0	0	0
Tampa Bay	.252	16	536	79	135	242	21	4	26	78	3	3	4	7	4	126	24	3	13	11	.451	.314	13	2	1	1
Opponents	.243	16	539	65	131	229	27	1	23	63	3	4	8	72	6	123	12	3	9	7	.425	.339	10	2	1	1

PITCHER	R/L	W	L	ERA	G	GS	CG	GF	SHO	SV	IP	H	R	ER	HR	HB	BB	IBB	SO	WP	BK	AVG
Bradford	R	0	0	1.13	7	0	0	2	0	0	8.0	6	1	1	0	0	3	1	3	0	0	.222
Garza	R	2	1	3.96	4	4	0	0	0	0	25.0	21	11	11	4	1	12	0	25	2	0	.226
Howell	L	0	3	3.00	12	0	0	1	0	0	12.0	9	4	4	0	2	4	1	17	1	0	.209
Jackson	R	0	0	2.08	3	0	0	2	0	0	4.1	2	1	1	1	0	3	1	5	0	0	.143
Kazmir	L	1	1	4.21	5	5	0	0	0	0	25.2	26	12	12	4	3	18	0	22	1	0	.257
Miller	L	0	0	10.80	6	0	0	2	0	0	1.2	2	2	2	1	0	3	0	2	0	0	.286
Price	L	1	0	1.59	5	0	0	5	0	1	5.2	2	2	1	1	0	4	0	8	0	0	.100
Shields	R	2	2	2.88	4	4	0	0	0	0	25.0	28	9	8	3	1	8	0	17	1	0	.289
Sonnanstine	R	2	1	4.24	3	3	0	0	0	0	17.0	15	11	8	4	0	5	0	8	0	0	.217
Wheeler	R	0	0	6.23	7	0	0	2	0	1	8.2	9	6	6	3	0	4	0	9	1	0	.281
Tampa Bay	8	8	3.81	16	16	0	16	0	2	141.2	131	65	60	23	8	72	6	123	7	0	.243	
Opponents	8	8	4.89	16	16	0	16	1	5	141.2	135	79	77	26	3	47	4	126	2	0	.252	





Rays Opponents

On Oct 19, 2008, the Rays clinched the American League pennant with a 3-1 win over the Red Sox in Game 7 of the ALCS. 2B Akinori Iwamura snagged a wicked two-hopper from Jed Lowrie and stepped on second base to retire Jason Bay for the final out. On the mound to earn the save was a 23-year-old David Price.

DOUG BENC / GETTY IMAGES

American League Opponents



BALTIMORE ORIOLES

A.L. EAST

SERIES FACTS

Last TB 3-Game Sweep, at TB	9/29-10/1/17
Last TB 4-Game Sweep, at TB	9/20-23/13
Last TB 3-Game Sweep, at BAL	5/17-19/13
Last TB 4-Game Sweep, at BAL	9/22-24/08
Last BAL 3-Game Sweep, at TB	5/6-8/14
Last BAL 4-Game Sweep, at TB	N/A
Last BAL 3-Game Sweep, at BAL	9/11-13/12
Last BAL 4-Game Sweep, at BAL	6/24-26/16
Largest Crowd at TB	42,486; 5/9/98
Largest Crowd at BAL	47,628; 5/17/98
Most Runs Scored vs. BAL	17, 9/5/07 at TB
Most Runs Allowed vs. BAL	17, 8/10/99 at TB
Largest Margin of Victory	15 (17-2), 9/5/07 at TB
Largest Margin of Defeat	16 (1-17), 8/10/99 at TB
Longest Winning Streak	12, 4/30/08-9/24/08
Longest Losing Streak	8, 4/18-8/3/07

ALL-TIME RESULTS

YEAR	OVERALL	HOME	ROAD
1998	7-5	2-4	5-1
1999	7-5	4-2	3-3
2000	5-8	4-3	1-5
2001	9-10	4-5	5-5
2002	9-10	5-5	4-5
2003	11-8	7-2	4-6
2004	8-11	4-6	4-5
2005	6-12	4-5	2-7
2006	6-13	4-6	2-7
2007	7-11	4-5	3-6
2008	15-3	8-1	7-2
2009	10-8	6-3	4-5
2010	11-7	5-4	6-3
2011	9-9	3-6	6-3
2012	8-10	5-4	3-6
2013	13-6	7-3	6-3
2014	7-12	3-6	4-6
2015	9-10	5-8*	4-2
2016	6-13	4-5	2-8
2017	11-8	6-3	5-5
Totals	174-179	94-86	80-93

* DUE TO UNREST IN THE CITY OF BALTIMORE, THREE GAMES (MAY 1-3) WERE MOVED FROM ORIOLE PARK AT CAMDEN YARDS TO TROPICANA FIELD. RAYS BATTED FIRST, BUT STATISTICS WERE RECORDED AS RAYS HOME STATS. ATTENDANCE FIGURES WERE RECORDED AS ORIOLES HOME GAMES.



BOSTON RED SOX

A.L. EAST

SERIES FACTS

Last TB 3-Game Sweep, at TB	5/23-25/14
Last TB 4-Game Sweep, at TB	N/A
Last TB 3-Game Sweep, at BOS	N/A
Last TB 4-Game Sweep, at BOS	4/16-19/10
Last BOS 3-Game Sweep, at TB	9/23-25/16
Last BOS 4-Game Sweep, at TB	9/9-12/02
Last BOS 3-Game Sweep, at BOS	7/8-10/16
Last BOS 4-Game Sweep, at BOS	5/25-28/06
Largest Crowd at TB	41,169; 6/20/98
Largest Crowd at BOS	38,525; 8/16/11
Most Runs Scored vs. BOS	16, 4/11/11 at BOS
Most Runs Allowed vs. BOS	22, 7/23/02 at BOS
Largest Margin of Victory	13 (13-0), 4/30/09 at TB
Largest Margin of Defeat	18 (4-22), 7/23/02 at BOS
Longest Winning Streak	6, 8/16-9/15/11
Longest Losing Streak	11, 4/16-6/26/01

ALL-TIME RESULTS

YEAR	OVERALL	HOME	ROAD
1998	3-9	2-4	1-5
1999	9-4	4-3	5-1
2000	6-6	4-2	2-4
2001	5-14	2-7	3-7
2002	3-16	0-10	3-6
2003	7-12	5-5	2-7
2004	5-14	3-6	2-8
2005	6-13	5-4	1-9
2006	9-10	7-3	2-7
2007	5-13	3-6	2-7
2008	10-8	8-1	2-7
2009	9-9	6-3	3-6
2010	11-7	5-4	6-3
2011	12-6	5-4	7-2
2012	9-9	4-5	5-4
2013	7-12	3-6	4-6
2014	10-9	7-3	3-6
2015	10-9	4-5	6-4
2016	7-12	4-6	3-6
2017	8-11	4-5	4-6
Totals	151-203	85-92	66-111





CHICAGO WHITE SOX

A.L. CENTRAL

SERIES FACTS

Last TB 3-Game Sweep, at TB	6/12-14/15
Last TB 4-Game Sweep, at TB	7/26-29/10
Last TB 3-Game Sweep, at CWS	N/A
Last TB 4-Game Sweep, at CWS	N/A
Last CWS 3-Game Sweep, at TB	5/28-30/12
Last CWS 4-Game Sweep, at TB	6/25-28/07
Last CWS 3-Game Sweep, at CWS	7/4-6/05
Last CWS 4-Game Sweep, at CWS	N/A
Largest Crowd at TB	36,599; 4/4/98
Largest Crowd at CWS	39,024; 7/20/09
Most Runs Scored vs. CWS	12, 2x-last 4/21/10 at CWS
Most Runs Allowed vs. CWS	13, 2x-last 9/27/16 at CWS
Largest Margin of Victory	12 (12-0), 4/21/10 at CWS
Largest Margin of Defeat	10 (2-12), 4/19/09 at TB
Longest Winning Streak	5, 3x-last 6/12-8/4/15
Longest Losing Streak	6, 6/25/07-4/18/08



CLEVELAND INDIANS

A.L. CENTRAL

SERIES FACTS

Last TB 3-Game Sweep, at TB	5/21-23/04
Last TB 4-Game Sweep, at TB	N/A
Last TB 3-Game Sweep, at CLE	8/12-14/05
Last TB 4-Game Sweep, at CLE	N/A
Last CLE 3-Game Sweep, at TB	8/22-24/03
Last CLE 4-Game Sweep, at TB	6/29-7/2/15
Last CLE 3-Game Sweep, at CLE	6/20-22/16
Last CLE 4-Game Sweep, at CLE	5/25-28/09
Largest Crowd at TB	40,329; 4/7/00
Largest Crowd at CLE	43,303; 8/27/99
Most Runs Scored vs. CLE	13, 8/24/05 at TB
Most Runs Allowed vs. CLE	20, 5/7/99 at CLE
Largest Margin of Victory	10 (13-3), 8/24/05 at TB
Largest Margin of Defeat	13, 2x-last (0-13), 4/7/13 at TB
Longest Winning Streak	6, 5/21/04-8/14/05
Longest Losing Streak	7, 2x-last 4/22-8/18/07

ALL-TIME RESULTS

YEAR	OVERALL	HOME	ROAD
1998	6-5	3-3	3-2
1999	4-6	2-2	2-4
2000	4-6	2-4	2-2
2001	2-5	1-2	1-3
2002	3-4	2-2	1-2
2003	3-3	2-1	1-2
2004	2-4	1-2	1-2
2005	2-4	2-1	0-3
2006	3-3	2-1	1-2
2007	1-6	0-4	1-2
2008	6-4	4-3	2-1
2009	2-6	1-3	1-3
2010	4-3	2-2	2-1
2011	4-4	3-1	1-3
2012	3-4	0-3	3-1
2013	5-2	3-0	2-2
2014	2-5	1-2	1-3
2015	5-1	3-0	2-1
2016	3-4	2-1	1-3
2017	3-3	2-1	1-2
Totals	67-82	38-38	29-44

ALL-TIME RESULTS

YEAR	OVERALL	HOME	ROAD
1998	3-7	3-2	0-5
1999	4-5	2-1	2-4
2000	2-8	1-5	1-3
2001	1-5	0-3	1-2
2002	2-4	1-2	1-2
2003	2-5	0-3	2-2
2004	3-3	3-0	0-3
2005	6-4	1-3	5-1
2006	1-6	1-2	0-4
2007	2-8	2-4	0-4
2008	2-5	2-1	0-4
2009	3-5	3-1	0-4
2010	7-2	5-1	2-1
2011	4-2	2-1	2-1
2012	4-4	2-2	2-2
2013	4-2	2-1	2-1
2014	2-4	1-2	1-2
2015	2-5	0-4	2-1
2016	1-5	1-2	0-3
2017	3-4	1-3	2-1
Totals	58-93	33-43	25-50

ORGANIZATION COACHES & STAFF 40-MAN ROSTER NON-ROSTER INVITES RECORDS & HISTORY OPPONENTS American League Opponents MINOR LEAGUE OPERATIONS BROADCAST INFORMATION TROPICANA FIELD & MISC.





**DETROIT
TIGERS**
A.L. CENTRAL

SERIES FACTS

Last TB 3-Game Sweep, at TB	4/18-20/17
Last TB 4-Game Sweep, at TB	7/26-29/10
Last TB 3-Game Sweep, at DET	N/A
Last TB 4-Game Sweep, at DET	N/A
Last DET 3-Game Sweep, at TB	9/4-6/09
Last DET 4-Game Sweep, at TB	6/30-7/3/16
Last DET 3-Game Sweep, at DET	N/A
Last DET 4-Game Sweep, at DET	N/A
Largest Crowd at TB	45,369; 3/31/98
Largest Crowd at DET	45,768; 4/7/98
Most Runs Scored vs. DET	14, 5/3/99 at TB
Most Runs Allowed vs. DET	18, 5/18/01 at TB
Largest Margin of Victory	8, 7x-last (9-1), 6/18/17 at DET
Largest Margin of Defeat	16 (2-18), 5/18/01 at TB
Longest Winning Streak	6, 7/26-8/10/10
Longest Losing Streak	6, 2x-last 5/21/16-7/3/16

ALL-TIME RESULTS

YEAR	OVERALL	HOME	ROAD
1998	6-5	3-3	3-2
1999	5-4	3-3	2-1
2000	5-4	1-2	4-2
2001	2-4	1-2	1-2
2002	4-2	3-0	1-2
2003	4-2	2-1	2-1
2004	3-3	1-2	2-1
2005	2-5	1-3	1-2
2006	3-5	2-2	1-3
2007	4-3	2-1	2-2
2008	4-3	3-0	1-3
2009	2-5	0-3	2-2
2010	6-1	4-0	2-1
2011	1-6	1-3	0-3
2012	2-5	1-3	1-2
2013	3-3	2-1	1-2
2014	4-3	1-2	3-1
2015	3-3	2-1	1-2
2016	1-6	0-4	1-2
2017	5-2	3-0	2-2
Totals	69-74	36-36	33-38



**HOUSTON
ASTROS**
A.L. WEST

SERIES FACTS

Last TB 3-Game Sweep, at TB	7/10-12/15
Last TB 4-Game Sweep, at TB	N/A
Last TB 3-Game Sweep, at HOU	6/24-26/11
Last TB 4-Game Sweep, at HOU	N/A
Last HOU 3-Game Sweep, at TB	N/A
Last HOU 4-Game Sweep, at TB	N/A
Last HOU 3-Game Sweep, at HOU	6/6-8/03
Last HOU 4-Game Sweep, at HOU	N/A
Largest Crowd at TB	29,953; 6/21/08
Largest Crowd at HOU	37,484; 8/28/16
Most Runs Scored vs. HOU	14, 6/26/11 at HOU
Most Runs Allowed vs. HOU	14, 7/31/17 at HOU
Largest Margin of Victory	12 (12-0), 7/1/13 at HOU
Largest Margin of Defeat	7 (7-14), 7/31/17 at HOU
Longest Winning Streak	7, 5/22/10-7/2/13
Longest Losing Streak	4, 6/6/03-6/20/08

ALL-TIME RESULTS

YEAR	OVERALL	HOME	ROAD
2003	0-3	0-0	0-3
2008	1-2	1-2	0-0
2010	2-1	0-0	2-1
2011	3-0	0-0	3-0
2013	5-2	2-1	3-1
2014	5-2	3-1	2-1
2015	5-2	3-0	2-2
2016	3-3	2-1	1-2
2017	4-3	1-2	3-1
Totals	28-18	12-7	16-11





**KANSAS CITY
ROYALS**
A.L. CENTRAL

SERIES FACTS

Last TB 3-Game Sweep, at TB	6/2-4/09
Last TB 4-Game Sweep, at TB	8/8-11/11
Last TB 3-Game Sweep, at KC	7/17-19/09
Last TB 4-Game Sweep, at KC	7/27-30/00
Last KC 3-Game Sweep, at TB	8/21-23/98
Last KC 4-Game Sweep, at TB	N/A
Last KC 3-Game Sweep, at KC	5/30-6/1/16
Last KC 4-Game Sweep, at KC	7/7-9/15
Largest Crowd at TB	36,973; 8/1/09
Largest Crowd at KC	38,709; 8/2/03
Most Runs Scored vs. KC	13, 8/10/02 at KC
Most Runs Allowed vs. KC	12, 7/8/07 at KC
Largest Margin of Victory	12 (12-0), 8/28/17 at KC
Largest Margin of Defeat	10, 2x-last (1-11), 8/26/13 at KC
Longest Winning Streak	8, 6/2-8/1/09
Longest Losing Streak	7, 7/9/14-8/29/15



**LOS ANGELES
ANGELS**
A.L. WEST

SERIES FACTS

Last TB 3-Game Sweep, at TB	4/24-26/12
Last TB 4-Game Sweep, at TB	N/A
Last TB 3-Game Sweep, at LAA	5/6-8/16
Last TB 4-Game Sweep, at LAA	8/16-19/12
Last LAA 3-Game Sweep, at TB	9/3-5/02
Last LAA 4-Game Sweep, at TB	N/A
Last LAA 3-Game Sweep, at LAA	8/10-12/09
Last LAA 4-Game Sweep, at LAA	5/6-9/04
Largest Crowd at TB	33,395; 4/25/98
Largest Crowd at LAA	44,125; 7/15/06
Most Runs Scored vs. LAA	13, 6/9/08 at LAA
Most Runs Allowed vs. LAA	15, 7/26/06 at TB
Largest Margin of Victory	10 (11-1), 6/11/09 at TB
Largest Margin of Defeat	10 (2-12), 6/6/06 at TB
Longest Winning Streak	6, 2x-last 7/28-8/19/12
Longest Losing Streak	6, 6/6-7/24/06

ALL-TIME RESULTS

YEAR	OVERALL	HOME	ROAD
1998	3-8	0-5	3-3
1999	8-2	5-1	3-1
2000	5-5	1-3	4-2
2001	2-4	2-1	0-3
2002	2-4	1-2	1-2
2003	3-4	2-2	1-2
2004	6-3	4-2	2-1
2005	5-3	4-0	1-3
2006	5-1	3-0	2-1
2007	3-4	2-2	1-2
2008	5-3	3-1	2-2
2009	9-1	6-1	3-0
2010	4-4	2-2	2-2
2011	5-2	4-0	1-2
2012	2-4	2-1	0-3
2013	1-6	1-3	0-3
2014	2-4	1-2	1-2
2015	1-6	1-2	0-4
2016	2-5	2-2	0-3
2017	3-4	1-3	2-1
Totals	76-77	47-35	29-42

ALL-TIME RESULTS

YEAR	OVERALL	HOME	ROAD
1998	5-6	1-4	4-2
1999	5-7	3-3	2-4
2000	6-6	4-2	2-4
2001	2-7	1-5	1-2
2002	1-8	0-3	1-5
2003	3-6	2-4	1-2
2004	1-6	1-2	0-4
2005	5-4	3-0	2-4
2006	2-7	2-4	0-3
2007	2-6	2-1	0-5
2008	6-3	5-1	1-2
2009	2-4	2-1	0-3
2010	5-4	1-2	4-2
2011	4-4	1-4	3-0
2012	9-1	3-0	6-1
2013	3-4	1-2	2-2
2014	2-5	1-2	1-3
2015	3-3	1-2	2-1
2016	4-3	1-3	3-0
2017	4-3	2-2	2-1
Totals	74-97	37-47	37-50

ORGANIZATION
COACHES & STAFF
40-MAN ROSTER
NON-ROSTER INVITES
RECORDS & HISTORY
OPPONENTS
MINOR LEAGUE OPERATIONS
BROADCAST INFORMATION
TROPICANA FIELD & MISC.

Opponents
American League Opponents





**MINNESOTA
TWINS**
A.L. CENTRAL

SERIES FACTS

Last TB 3-Game Sweep, at TB	N/A
Last TB 4-Game Sweep, at TB	7/8-11/13
Last TB 3-Game Sweep, at MIN	7/18-20/14
Last TB 4-Game Sweep, at MIN	N/A
Last MIN 3-Game Sweep, at TB	5/6-8/05
Last MIN 4-Game Sweep, at TB	N/A
Last MIN 3-Game Sweep, at MIN	7/1-3/05
Last MIN 4-Game Sweep, at MIN	7/17-20/06
Largest Crowd at TB	36,052; 5/30/09
Largest Crowd at MIN	43,830; 4/3/00
Most Runs Scored vs. MIN	15, 4/28/11 (G1) at MIN
Most Runs Allowed vs. MIN	16, 6/1/04 at MIN
Largest Margin of Victory	12 (15-3), 4/28/11 (G1) at MIN
Largest Margin of Defeat	12 (4-16), 6/1/04 at MIN
Longest Winning Streak	11, 4/21/12-9/14/13
Longest Losing Streak	14, 7/21/04-9/5/06

ALL-TIME RESULTS

YEAR	OVERALL	HOME	ROAD
1998	4-7	2-3	2-4
1999	5-5	2-4	3-1
2000	6-4	3-1	3-3
2001	6-1	4-0	2-1
2002	2-5	2-1	0-4
2003	0-6	0-3	0-3
2004	5-4	2-1	3-3
2005	0-6	0-3	0-3
2006	1-6	1-2	0-4
2007	4-3	2-1	2-2
2008	3-3	2-2	1-1
2009	3-3	2-1	1-2
2010	5-3	2-2	3-1
2011	7-3	3-1	4-2
2012	5-1	2-1	3-0
2013	6-1	4-0	2-1
2014	4-2	1-2	3-0
2015	2-4	1-2	1-2
2016	4-3	1-2	3-1
2017	4-2	2-1	2-1
Totals	76-72	38-33	38-39



**NEW YORK
YANKEES**
A.L. EAST

SERIES FACTS

Last TB 3-Game Sweep, at TB	7/29-31/16
Last TB 4-Game Sweep, at TB	N/A
Last TB 3-Game Sweep, at NYY	6/30-7/2/14
Last TB 4-Game Sweep, at NYY	N/A
Last NYY 3-Game Sweep, at TB	4/17-19/15
Last NYY 4-Game Sweep, at TB	7/9-12/98
Last NYY 3-Game Sweep, at NYY	4/10-13/17
Last NYY 4-Game Sweep, at NYY	9/7-9/09
Largest Crowd at TB	44,589; 7/11/98
Largest Crowd at NYY	55,771; 4/5/02
Most Runs Scored vs. NYY	19, 7/29/06 at NYY
Most Runs Allowed vs. NYY	21, 7/22/07 at NYY
Largest Margin of Victory	15 (16-1), 4/19/14 at TB
Largest Margin of Defeat	17 (4-21), 7/22/07 at NYY
Longest Winning Streak	7, 9/22/11-4/8/12
Longest Losing Streak	11, 9/17/98-9/24/99

ALL-TIME RESULTS

YEAR	OVERALL	HOME	ROAD
1998	1-11	1-5	0-6
1999	4-8	1-5	3-3
2000	6-6	4-2	2-4
2001	6-13	5-5	1-8
2002	5-13	3-6	2-7
2003	5-14	2-8	3-6
2004	4-15	4-5	0-10
2005	11-8	5-5	6-3
2006	5-13	3-6	2-7
2007	8-10	4-5	4-5
2008	7-11	4-5	3-6
2009	7-11	4-5	3-6
2010	10-8	5-4	5-4
2011	9-9	6-3	3-6
2012	10-8	7-2	3-6
2013	12-7	5-4	7-3
2014	11-8	5-5	6-3
2015	7-12	4-6	3-6
2016	8-11	5-4	3-7
2017	7-12	5-4*	2-8
Totals	143-208	82-94	61-114

* DUE TO HURRICANE IRMA'S ARRIVAL IN FLORIDA, THREE GAMES (SEP 11-13) WERE MOVED FROM TROPICANA FIELD TO CITI FIELD. RAYS BATTED LAST AND ATTENDANCE FIGURES WERE RECORDED AS RAYS HOME GAMES.





OAKLAND ATHLETICS

A.L. WEST

SERIES FACTS

Last TB 3-Game Sweep, at TB	4/19-21/13
Last TB 4-Game Sweep, at TB	7/24-27/98
Last TB 3-Game Sweep, at OAK	N/A
Last TB 4-Game Sweep, at OAK	N/A
Last OAK 3-Game Sweep, at TB	N/A
Last OAK 4-Game Sweep, at TB	9/10-13/99
Last OAK 3-Game Sweep, at OAK	8/30-9/1/13
Last OAK 4-Game Sweep, at OAK	N/A
Largest Crowd at TB	37,194; 7/26/98
Largest Crowd at OAK	48,099; 8/28/04
Most Runs Scored vs. OAK	14, 2x-last 8/25/07 at TB
Most Runs Allowed vs. OAK	17, 9/15/00 at TB
Largest Margin of Victory	11 (14-3), 8/25/07 at TB
Largest Margin of Defeat	14 (3-17), 9/15/00 at TB
Longest Winning Streak	6, 5/26-9/4/98
Longest Losing Streak	7, 2x-last 9/2/01-5/26/02



SEATTLE MARINERS

A.L. WEST

SERIES FACTS

Last TB 3-Game Sweep, at TB	8/19-21/11
Last TB 4-Game Sweep, at TB	4/30-5/3/12
Last TB 3-Game Sweep, at SEA	5/4-6/10
Last TB 4-Game Sweep, at SEA	N/A
Last SEA 3-Game Sweep, at TB	5/25-27/15
Last SEA 4-Game Sweep, at TB	N/A
Last SEA 3-Game Sweep, at SEA	6/2-4/17
Last SEA 4-Game Sweep, at SEA	N/A
Largest Crowd at TB	40,212; 5/30/98
Largest Crowd at SEA	46,867; 5/24/98
Most Runs Scored vs. SEA	15, 5/30/99 at SEA
Most Runs Allowed vs. SEA	13, 7/13/03 at SEA
Largest Margin of Victory	10, 2x-last (14-4), 5/28/00 at TB
Largest Margin of Defeat	11 (2-13), 7/13/03 at SEA
Longest Winning Streak	9, 7/31/11-7/20/12
Longest Losing Streak	8, 6/20/00-6/3/01

ALL-TIME RESULTS

YEAR	OVERALL	HOME	ROAD
1998	6-5	4-2	2-3
1999	1-9	0-4	1-5
2000	2-7	1-4	1-3
2001	2-7	1-2	1-5
2002	1-8	1-5	0-3
2003	3-6	2-1	1-5
2004	2-7	2-4	0-3
2005	5-4	5-1	0-3
2006	3-6	1-2	2-4
2007	6-4	4-3	2-1
2008	6-3	2-1	4-2
2009	4-6	3-4	1-2
2010	5-4	2-0	3-4
2011	2-5	1-2	1-3
2012	4-5	2-4	2-1
2013	3-3	3-0	0-3
2014	2-4	1-2	1-2
2015	4-3	2-2	2-1
2016	2-5	1-2	1-3
2017	5-2	3-1	2-1
Totals	68-103	41-46	27-57

ALL-TIME RESULTS

YEAR	OVERALL	HOME	ROAD
1998	5-6	2-4	3-2
1999	4-8	2-4	2-4
2000	3-9	1-5	2-4
2001	2-7	1-2	1-5
2002	4-5	2-4	2-1
2003	5-4	2-1	3-3
2004	5-2	2-2	3-0
2005	2-4	1-2	1-2
2006	3-6	2-1	1-5
2007	3-4	1-2	2-2
2008	4-3	1-2	3-1
2009	3-5	1-1	2-4
2010	7-2	4-2	3-0
2011	6-4	3-0	3-4
2012	6-4	5-2	1-2
2013	3-3	2-1	1-2
2014	3-4	1-3	2-1
2015	3-4	0-3	3-1
2016	2-4	2-1	0-3
2017	1-5	1-2	0-3
Totals	74-93	36-44	38-49

ORGANIZATION
COACHES & STAFF
40-MAN ROSTER
NON-ROSTER INVITES
RECORDS & HISTORY
OPPONENTS
MINOR LEAGUE OPERATIONS
BROADCAST INFORMATION
TROPICANA FIELD & MISC.

American League Opponents





**TEXAS
RANGERS**
A.L. WEST

SERIES FACTS

Last TB 3-Game Sweep, at TB	8/16-18/10
Last TB 4-Game Sweep, at TB	N/A
Last TB 3-Game Sweep, at TEX	8/30-9/1/02
Last TB 4-Game Sweep, at TEX	N/A
Last TEX 3-Game Sweep, at TB	7/21-23/17
Last TEX 4-Game Sweep, at TB	N/A
Last TEX 3-Game Sweep, at TEX	8/14-16/15
Last TEX 4-Game Sweep, at TEX	N/A
Largest Crowd at TB	37,070; 7/21/01
Largest Crowd at TEX	49,197; 4/28/12
Most Runs Scored vs. TEX	15, 2x-last 7/20/03 at TB
Most Runs Allowed vs. TEX	15, 9/26/09 at TEX
Largest Margin of Victory	13 (15-2), 9/19/99 at TEX
Largest Margin of Defeat	12 (3-15), 9/26/09 at TEX
Longest Winning Streak	4, 2x-last 6/6-8/18/10
Longest Losing Streak	7, 5/19-7/25/99

ALL-TIME RESULTS

YEAR	OVERALL	HOME	ROAD
1998	4-7	3-2	1-5
1999	4-8	0-6	4-2
2000	5-7	3-3	2-4
2001	4-5	3-3	1-2
2002	4-5	1-2	3-3
2003	3-6	3-3	0-3
2004	2-7	1-2	1-5
2005	6-2	4-1	2-1
2006	3-6	3-3	0-3
2007	5-4	3-0	2-4
2008	6-3	2-1	4-2
2009	3-6	2-1	1-5
2010	4-2	3-0	1-2
2011	4-5	3-3	1-2
2012	5-4	2-1	3-3
2013	4-4	2-2	2-2
2014	5-2	2-1	3-1
2015	2-5	2-2	0-3
2016	4-2	2-1	2-1
2017	2-4	0-3	2-1
Totals	79-94	44-40	35-54



**TORONTO
BLUE JAYS**
A.L. EAST

SERIES FACTS

Last TB 3-Game Sweep, at TB	4/24-26/15
Last TB 4-Game Sweep, at TB	N/A
Last TB 3-Game Sweep, at TOR	5/16-18/16
Last TB 4-Game Sweep, at TOR	N/A
Last TOR 3-Game Sweep, at TB	9/2-4/14
Last TOR 4-Game Sweep, at TB	N/A
Last TOR 3-Game Sweep, at TOR	9/25-27/15
Last TOR 4-Game Sweep, at TOR	N/A
Largest Crowd at TB	41,546; 4/3/01
Largest Crowd at TOR	48,414; 4/13/15
Most Runs Scored vs. TOR	19, 6/24/04 at TOR
Most Runs Allowed vs. TOR	20, 6/25/02 at TB
Largest Margin of Victory	12 (12-0), 2x-last, 8/28/11 at TOR
Largest Margin of Defeat	14 (0-14), 7/1/04 at TB
Longest Winning Streak	6, 5/15-8/5/03
Longest Losing Streak	5, 2x-last 7/19-10/2/15

ALL-TIME RESULTS

YEAR	OVERALL	HOME	ROAD
1998	5-7	5-1	0-6
1999	5-8	3-3	2-5
2000	5-7	2-4	3-3
2001	9-10	5-5	4-5
2002	8-11	5-4	3-7
2003	11-8	5-4	6-4
2004	9-9	6-3	3-6
2005	8-11	3-6	5-5
2006	6-12	3-6	3-6
2007	9-9	5-4	4-5
2008	11-7	7-2	4-5
2009	14-4	8-1	6-3
2010	10-8	6-3	4-5
2011	12-6	6-3	6-3
2012	14-4	8-1	6-3
2013	11-8	6-4	5-4
2014	8-11	4-6	4-5
2015	10-9	6-3	4-6
2016	11-8	5-5	6-3
2017	9-10	6-4	3-6
Totals	185-167	104-72	81-95



National League Opponents



**ARIZONA
DIAMONDBACKS**
N.L. WEST

ALL-TIME RESULTS

YEAR	OVERALL	HOME	ROAD
2004	3-0	0-0	3-0
2006	3-0	3-0	0-0
2007	1-2	0-0	1-2
2010	1-2	1-2	0-0
2013	1-3	1-1	0-2
2016	2-1	0-0	2-1
Totals	11-8	5-3	6-5



**ATLANTA
BRAVES**
N.L. EAST

ALL-TIME RESULTS

YEAR	OVERALL	HOME	ROAD
1998	0-3	0-3	0-0
1999	0-3	0-0	0-3
2000	1-2	1-2	0-0
2001	2-1	0-0	2-1
2003	1-2	1-2	0-0
2006	1-2	1-2	0-0
2010	1-2	0-0	1-2
2012	1-2	1-2	0-0
2015	3-1	2-0	1-1
Totals	10-18	6-11	4-7



**CHICAGO
CUBS**
N.L. CENTRAL

ALL-TIME RESULTS

YEAR	OVERALL	HOME	ROAD
2003	1-2	0-0	1-2
2008	3-0	3-0	0-0
2014	2-1	0-0	2-1
2017	2-2	1-1	1-1
Totals	8-5	4-1	4-4



**CINCINNATI
REDS**
N.L. CENTRAL

ALL-TIME RESULTS

YEAR	OVERALL	HOME	ROAD
2003	0-3	0-3	0-0
2005	0-3	0-0	0-3
2011	1-2	1-2	0-0
2014	2-1	0-0	2-1
2017	2-1	2-1	0-0
Totals	5-10	3-6	2-4



**COLORADO
ROCKIES**
N.L. WEST

ALL-TIME RESULTS

YEAR	OVERALL	HOME	ROAD
2002	0-3	0-0	0-3
2004	3-0	3-0	0-0
2007	1-2	0-0	1-2
2009	1-2	0-0	1-2
2013	2-1	0-0	2-1
2016	2-1	0-0	2-1
Totals	9-9	3-0	6-9



**LOS ANGELES
DODGERS**
N.L. WEST

ALL-TIME RESULTS

YEAR	OVERALL	HOME	ROAD
2002	1-2	1-2	0-0
2007	2-1	2-1	0-0
2013	0-3	0-0	0-3
2016	2-2	1-1	1-1
Totals	5-8	4-4	1-4





**MIAMI
MARLINS**
N.L. EAST

SERIES FACTS

Last TB 3-Game Sweep, at TB	9/29-10/1/15
Last TB 4-Game Sweep, at TB	N/A
Last TB 3-Game Sweep, at MIA	6/8-10/12
Last TB 4-Game Sweep, at MIA	N/A
Last MIA 3-Game Sweep, at TB	5/18-20/07
Last MIA 4-Game Sweep, at TB	N/A
Last MIA 3-Game Sweep, at MIA	5/20-22/05
Last MIA 4-Game Sweep, at MIA	N/A
Largest Crowd at TB	42,823; 6/10/00
Largest Crowd at MIA	31,111; 6/10/12
Most Runs Scored vs. MIA	15, 2x-last 5/22/09 at FLA
Most Runs Allowed vs. MIA	14, 2x-last 6/11/10 at TB
Largest Margin of Victory	13 (15-2), 5/22/09 at FLA
Largest Margin of Defeat	11 (0-11), 6/16/01 at FLA
Longest Winning Streak	8, 5/22/11-6/15/12
Longest Losing Streak	7, 7/4/04-6/26/05

ALL-TIME RESULTS

YEAR	OVERALL	HOME	ROAD
1998	1-3	1-1	0-2
1999	1-5	0-3	1-2
2000	3-3	2-1	1-2
2001	2-4	2-1	0-3
2002	4-2	2-1	2-1
2003	0-3	0-0	0-3
2004	4-2	2-1	2-1
2005	0-6	0-3	0-3
2006	4-2	3-0	1-2
2007	2-4	0-3	2-1
2008	5-1	2-1	3-0
2009	5-1	3-0	2-1
2010	2-4	1-2	1-2
2011	4-2	3-0	1-2
2012	5-1	2-1	3-0
2013	4-0	2-0	2-0
2014	0-4	0-2	0-2
2015	5-1	3-0	2-1
2016	1-3	0-2	1-1
2017	3-1	1-1	2-0
Totals	55-52	29-23	26-29



**MILWAUKEE
BREWERS**
N.L. CENTRAL

ALL-TIME RESULTS

YEAR	OVERALL	HOME	ROAD
2005	2-1	2-1	0-0
2011	2-1	0-0	2-1
2014	2-1	2-1	0-0
2017	1-2	1-2	0-0
Totals	7-5	5-4	2-1



**NEW YORK
METS**
N.L. EAST

ALL-TIME RESULTS

YEAR	OVERALL	HOME	ROAD
1998	1-2	0-0	1-2
1999	1-2	1-2	0-0
2000	1-2	0-0	1-2
2001	2-1	2-1	0-0
2009	2-1	0-0	2-1
2012	0-3	0-3	0-0
2015	2-1	2-1	0-0
Totals	9-12	5-7	4-5



**PHILADELPHIA
PHILLIES**
N.L. EAST

ALL-TIME RESULTS

YEAR	OVERALL	HOME	ROAD
1998	2-1	0-0	2-1
1999	1-2	1-2	0-0
2000	2-1	0-0	2-1
2001	3-0	3-0	0-0
2006	2-1	0-0	2-1
2009	2-1	2-1	0-0
2012	2-1	0-0	2-1
2015	1-2	0-0	1-2
Totals	15-9	6-3	9-6





**PITTSBURGH
PIRATES**
N.L. CENTRAL

ALL-TIME RESULTS

YEAR	OVERALL	HOME	ROAD
2003	1-2	1-2	0-0
2005	1-2	0-0	1-2
2008	2-1	0-0	2-1
2014	1-2	1-2	0-0
2017	1-2	0-0	1-2
Totals	6-9	2-4	4-5



**SAN DIEGO
PADRES**
N.L. WEST

ALL-TIME RESULTS

YEAR	OVERALL	HOME	ROAD
2002	1-2	1-2	0-0
2004	3-0	0-0	3-0
2007	1-2	1-2	0-0
2010	1-2	1-2	0-0
2013	3-0	3-0	0-0
2016	3-0	3-0	0-0
Totals	12-6	9-6	3-0



**SAN FRANCISCO
GIANTS**
N.L. WEST

ALL-TIME RESULTS

YEAR	OVERALL	HOME	ROAD
2002	1-2	0-0	1-2
2004	2-1	2-1	0-0
2013	2-1	2-1	0-0
2016	0-3	0-3	0-0
Totals	5-7	4-5	1-2



**ST. LOUIS
CARDINALS**
N.L. CENTRAL

ALL-TIME RESULTS

YEAR	OVERALL	HOME	ROAD
2005	0-3	0-3	0-0
2008	1-2	0-0	1-2
2011	2-1	2-1	0-0
2014	3-1	1-1	2-0
2017	2-1	0-0	2-1
Totals	8-8	3-5	5-3



**WASHINGTON
NATIONALS**
N.L. EAST

ALL-TIME RESULTS

YEAR	OVERALL	HOME	ROAD
1998*	1-2	1-2	0-0
1999*	1-2	0-0	1-2
2000*	2-1	2-1	0-0
2001*	1-2	0-0	1-2
2006	1-2	0-0	1-2
2009	3-0	3-0	0-0
2012	1-2	0-0	1-2
2015	3-1	1-1	2-0
Totals	13-12	7-4	6-8

* AS MONTREAL EXPOS





Minor League Operations

The Rays Triple-A affiliate since the very beginning, the Durham Bulls have captured 13 division titles and five International League titles in those 20 seasons. Along the way they have helped develop numerous major league All-Stars, including Chris Archer, who pitched there from 2011-13.

ROBERT ROGERS / TAMPA BAY RAYS

Player Development Staff

TAMPA BAY RAYS

Tropicana Field
One Tropicana Drive
St. Petersburg, FL 33705

PHONE (727) 825-3267
FAX (727) 825-3493
WEB RAYSBASEBALL.COM

DIR., MINOR LEAGUE OPERATIONS
Mitch Lukevics
ASST. DIR., MINOR LEAGUE OPERATIONS
Jeff McLerran
ASST. DIR., INTERNATIONAL OPERATIONS
Patrick Walters
ASST. INTERNATIONAL &
MINOR LEAGUE OPERATIONS
George Pappas

ADMINISTRATOR, INTERNATIONAL &
MINOR LEAGUE OPERATIONS
Giovanna Rodriguez
FLORIDA EDUCATION COORD.
Lenore Sutton

MINOR LEAGUE COORDINATORS



JIM HOFF
FIELD



BILL EVERS
FIELD



MICHAEL JOHNS
FIELD



DICK BOSMAN
PITCHING



DEWEY ROBINSON
PITCHING



JORGE MONCADA
PITCHING



CHARLIE HAEGER
PITCHING



STEVE LIVESEY
HITTING



STEVE HENDERSON
HITTING



PAUL HOOVER
CATCHING



HECTOR TORRES
INFIELD



SKEETER BARNES
OUTFIELD &
BASERUNNING



JAIRO DE LA ROSA
LATIN AMERICAN
CULTURAL

TRAINING & EQUIPMENT STAFF



AARON SCOTT
MEDICAL TRAINING
COORDINATOR



JOEL SMITH
REHABILITATION
COORDINATOR



CHRIS TOMASHOFF
LATIN AMERICA
MEDICAL
COORDINATOR



PATRICK TRAINOR
STRENGTH &
CONDITIONING
COORDINATOR



TIM McKECHNEY
MINOR LEAGUE
EQUIPMENT
MANAGER



SHANE ROSSETTI
ASSISTANT
MINOR LEAGUE
EQUIPMENT
MANAGER





STADIUM (OPENED)
Durham Bulls
Athletic Park (1995)
ADDRESS
409 Blackwell St.,
Durham, NC 22701

AFFILIATE YEAR
21st
PRESIDENT/CEO
Jim Goodman
GENERAL MANAGER
Mike Birling

WEB
durhambulls.com
PHONE
(919) 687-6500
PRESS BOX PHONE
(919) 687-6574

P.R. CONTACT
Matt Sutor
(msutor@durhambulls.com)



JARED SANDBERG | MANAGER

TENURE **Begins his 23rd season in professional baseball, 11th in a coaching or managing capacity. He joined the Rays as a coach on December 11, 2007.**

Jared, 40, enters his fourth season as Bulls manager after leading them to their fifth International League title and second Triple-A National Championship in 2017...in 2015, he succeeded Charlie Montoyo, the winningest manager in Bulls history, after just one year managing Charlotte...previously skippered Bowling Green to a franchise-best 82-56 record and a first-place finish in 2013...spent three seasons (2010-12) at the helm in Hudson Valley...was named *Baseball America's* 2012 Short-Season Manager of the Year, guiding the Renegades to their second New York-Penn League title...made his managerial debut in Princeton in 2009...his first coaching job came in 2008 with Hudson Valley...retired after the 2007 season from a 12-year playing career as an infielder, including three major league seasons with the Rays (2001-03)...hit 2 HR in the 5th inning on June 11, 2002 vs. LAD, one of two Rays all-time to do so (Julio Lugo)...spent a total of nine seasons in the Rays organization and holds the Rays all-time minor league record with 113 HR, 473 RBI and 417 runs...selected by the Rays in the 16th round of the club's first-ever June Draft in 1996...played for four Double-A clubs after leaving the Rays in 2004, joining Portland (Red Sox) in 2005 and splitting the 2006 campaign between Corpus Christi (Astros) and Akron (Indians)...is the nephew of Hall of Famer Ryne Sandberg...Jared and his wife, Julie, have a son, Evan, and a daughter, Clara.

CAREER BATTING

	AVG	G	AB	R	H	2B	3B	HR	RBI	BB	SO	SB
Major League Totals	.221	196	630	83	139	38	2	25	92	65	236	4

MANAGERIAL CAREER

YEAR	CLUB	RECORD
2009	Princeton (R)	36-31
2010	Hudson Valley (SS-A)	39-36
2011	Hudson Valley (SS-A)	37-39
2012	Hudson Valley (SS-A)	52-24

YEAR	CLUB	RECORD
2013	Bowling Green (A)	82-56
2014	Charlotte (A)	63-70
2015	Durham (AAA)	74-70
2016	Durham (AAA)	64-80

YEAR	CLUB	RECORD
2017	Durham (AAA)	86-56
Totals		533-462

DURHAM BULLS STAFF



**RICK
KNAPP**

PITCHING COACH



**DAN
DEMENT**

COACH



**BEN
JOHNSON**

COACH



**SCOTT
THURSTON**

ATHLETIC TRAINER



**BRYAN
KING**

CONDITIONING
COACH



Montgomery Biscuits

2017 RECORD: 76-64 (2ND)



STADIUM (OPENED)
Montgomery
Riverwalk Stadium (2004)
 ADDRESS
 200 Coosa St.,
 Montgomery, AL 36104

AFFILIATE YEAR
15th
 PRINCIPAL OWNERS
Tom Dickson and
Sherrie Myers

TEAM PRESIDENT
Greg Rauch
 WEB
biscuitsbaseball.com
 PHONE
(334) 323-2255

PRESS BOX PHONE
(334) 323-2255
 P.R. CONTACT
Chris Adams-Wall
(cadamswall@
biscuitsbaseball.com)



BRADY WILLIAMS | MANAGER |

TENURE **This is his 19th season in professional baseball, 13th in a coaching or managing capacity. He joined the Rays on March 5, 2006.**

Brady, 38, returns for a fifth campaign at the helm for Montgomery...earned a playoff berth for the third consecutive season after finishing 76-64, the second-best record in the Southern League in 2017...previously served a one-year stint as the manager of Charlotte (2013) and a three-year stint as the manager of Bowling Green (2010-12)...took his first managerial assignment at Hudson Valley in 2009...coached at Class-A Vero Beach in 2008 after serving the previous two years as a coach at Class-A Columbus (2007) and Southwest Michigan (2006)...selected by the Red Sox in the 45th round of the 1999 June Draft, the former first baseman played five seasons of minor league ball with the Red Sox (1999-2001), Twins (2002) and Rays (2003) before joining the coaching ranks...appeared in 5 games in 2003 for Class-A Bakersfield, his final playing experience...Williams attended Pasco Hernando Community College and was a member of the 1991 Dunedin Little League team that advanced to the World Series...is the son of former Rays special instructor and big league manager Jimmy Williams...resides in Tarpon Springs with his wife, Tatianna, and son, Balazs.

MANAGERIAL CAREER

YEAR	CLUB	RECORD
2009	Hudson Valley (SS-A)	38-37
2010	Bowling Green (A)	61-78
2011	Bowling Green (A)	77-63
2012	Bowling Green (A)	80-60
2013	Charlotte (A)	67-65

YEAR	CLUB	RECORD
2014	Montgomery (AA)	66-74
2015	Montgomery (AA)	77-61
2016	Montgomery (AA)	76-64
2017	Montgomery (AA)	76-64
Totals		618-566

MONTGOMERY BISCUITS STAFF



R.C. LICHTENSTEIN
 PITCHING COACH



JAMIE NELSON
 COACH



GARY REDUS
 COACH



KRIS RUSSELL
 ATHLETIC TRAINER



CARLOS GONZALEZ
 CONDITIONING COACH



Charlotte Stone Crabs

2017 RECORD: 69-66 (4TH)



STADIUM (OPENED)
Charlotte Sports Park
 (1987); renovated and
 re-opened in 2009

ADDRESS
2300 El Jobean Rd.,
Building A,
Port Charlotte, FL 33948
 AFFILIATE YEAR
10th

PRINCIPAL OWNER
CBI-Rays LLC
 GENERAL MANAGER & P.R. CONTACT
Jared Forma (jforma@
stonecrabsbaseball.com)

WEB
stonecrabsbaseball.com
 PHONE
(941) 206-3508
 PRESS BOX PHONE
(941) 235-5082



JIM MORRISON | MANAGER

TENURE **This is his 34th year in professional baseball, 14th as a manager. He joined the Rays on November 29, 2006.**

Jim, 65, returns to Charlotte after managing the GCL Rays for the past five seasons...previously spent four years as the Stone Crabs manager (2009-12)...enters his 12th season managing in the Rays organization...led the Stone Crabs to the Florida State League finals in 2009 and 2010...named by *Baseball America* as the Best Managerial Prospect in the FSL in its 2009 and 2010 Best Tools survey...managed Vero Beach in 2008 and moved to Charlotte along with the franchise...in 2007, managed Class-A Columbus to the South Atlantic League title...first joined the coaching ranks with the Phillies in 2000, spending two seasons in the Gulf Coast League...was the Phillies roving infield instructor in 2002...coached for two seasons (2003-04) at Class-A Batavia before taking his first managerial assignment with the GCL Phillies in 2005...played 15 years as an infielder, including 12 major league seasons with the Phillies, White Sox, Pirates, Tigers and Braves...was a member of the White Sox on Disco Demolition Night (July 12, 1979) in Chicago...selected by the Phillies in the fifth round of the 1974 June Draft out of Georgia Southern...reached the postseason with the Phillies in the 1978 NLCS and again with the Tigers in the 1987 ALCS...Jim and wife, Nan, have four children (Brooke, James, Sarah and Molly) and reside in Bradenton.

CAREER BATTING

	AVG	G	AB	R	H	2B	3B	HR	RBI	BB	SO	SB
Major League Totals	.260	1089	3375	371	876	170	16	112	435	213	521	50

MANAGERIAL CAREER

YEAR	CLUB	RECORD
2005	GCL Phillies (R)	24-27
2006	GCL Phillies (R)	18-31
2007	Columbus (A)	82-53
2008	Vero Beach (A)	54-81
2009	Charlotte (A)	71-66

YEAR	CLUB	RECORD
2010	Charlotte (A)	80-59
2011	Charlotte (A)	64-75
2012	Charlotte (A)	55-79
2013	GCL Rays (R)	27-33
2014	GCL Rays (R)	32-28

YEAR	CLUB	RECORD
2015	GCL Rays (R)	16-44
2016	GCL Rays (R)	28-31
2017	GCL Rays (R)	28-32
Totals		579-639

CHARLOTTE STONE CRABS STAFF



STEVE WATSON

PITCHING COACH



JOE SZEKELY

COACH



GERMÁN MELÉNDEZ

COACH



JAMES RAMSDELL

ATHLETIC TRAINER



PAUL JONES

CONDITIONING COACH



Bowling Green Hot Rods

2017 RECORD: 72-65 (3RD)



STADIUM (OPENED)
**Bowling Green
Ballpark (2009)**

ADDRESS
**300 E. 8th Ave.,
Bowling Green, KY 42101**

AFFILIATE YEAR
10th

PRINCIPAL OWNER
**Manhattan Capital Sports
Acquisition; Stuart
Katzoff, Principal Owner**

GENERAL MANAGER
Adam Nuse

WEB
bghotrods.com
PHONE
(270) 901-2121

PRESS BOX PHONE
(270) 901-2121

P.R. CONTACT
**Paul Taylor
(ptaylor@bghotrods.com)**



REINALDO RUIZ | MANAGER |

TENURE **This is his 22nd season in professional baseball, 14th in a coaching or managing capacity.**

Reinaldo, 38, returns to Bowling Green for his fourth season as manager...in 2017, made the playoffs for the second straight season, finishing with 72 wins on the heels of a franchise-record 84 wins in 2016...during the 2016-17 offseason, coached the Brisbane Bandits of the Australian Baseball League and helped them win the Claxton Shield trophy...previously served as hitting coach in Princeton (2012-14), Hudson Valley (2010-11) and the GCL Rays (2009), and as catching instructor for the VSL Rays (2007-08)...coached first (2013-14) and third base (2014-15) for the Bravos de Margarita in the Venezuelan Winter League...also spent two years (2005-06) as the hitting coach for the Navegantes del Magallanes in the Venezuelan Winter League after concluding an eight-year career as a professional catcher (1997-2005)...signed by then-Astros scout Andres Reiner in September 1996...played for the VSL Astros in 1997-98 and DSL Astros in 1999 before missing all of 2000 with an injury...reached as high as Class-A Salem of the Carolina League, where he played three seasons (2003-05) before joining the coaching ranks...Reinaldo and his wife, Lorena, have twin daughters, Renata and Lucia.

MANAGERIAL CAREER

YEAR	CLUB	RECORD
2015	Bowling Green (A)	69-69
2016	Bowling Green (A)	84-55
2017	Bowling Green (A)	72-65
Totals		225-189

BOWLING GREEN HOT RODS STAFF



**BRIAN
REITH**

PITCHING COACH



**MANNY
CASTILLO**

COACH



**JEREMY
OWENS**

COACH



**BRIAN
NEWMAN**

ATHLETIC TRAINER



**JAMES
McCALLIE**

CONDITIONING
COACH



Hudson Valley Renegades



2017 RECORD: 44-32 (2ND)

STADIUM (OPENED)
Dutchess Stadium (1994)
 ADDRESS
**P.O. Box 661,
 Fishkill, NY 12524**

AFFILIATE YEAR
23rd
 PRINCIPAL OWNER/
 CHAIRMAN OF THE BOARD
Marvin S. Goldklang

GENERAL MANAGER
Eben Yager
 WEB
hvreneades.com
 PHONE
(845) 838-0094

PRESS BOX PHONE
(845) 838-0094
 P.R. CONTACT
Joe Ausanio
(joe@hvreneades.com)



CRAIG ALBERNAZ | MANAGER |

TENURE **This is his 13th year in professional baseball, fourth in a coaching or managing capacity. He joined the Rays as a coach on January 15, 2015.**

Craig, 35, returns to Hudson Valley for his second season as manager...in 2017, his first season managing at any level, led the Renegades to their third New York-Penn League title in franchise history...started the 2017 season on the coaching staff of Triple-A Durham, coaching third base and working with the catchers...he was the only coach or player in the organization to receive championship rings from Hudson Valley and Durham...spent the winter in Australia as a coach for the Perth Heat...spent the 2016 season as a coach with Hudson Valley and the 2015 season as a coach with Rookie-level Princeton...had a nine-year playing career as a minor league catcher, eight of which he spent in the Rays organization...was signed by the Rays in February 2006 as a non-drafted free agent out of Eckerd College in St. Petersburg...was on the Rays roster for major league spring training for five consecutive seasons from 2009-13...played parts of five seasons at Durham (2009-13), contributing to Bulls teams that went on to win two International League crowns and four South Division titles...spent the 2014 season, his last as a player, in the Tigers organization for Double-A Erie...over his minor league career, he threw out 44.1 percent (145 of 329) of attempted base stealers...Craig and his wife, Genevieve, have one son, C.J., and reside in Somerset, Mass.

MANAGERIAL CAREER

YEAR	CLUB	RECORD
2017	Hudson Valley (SS-A)	44-32

HUDSON VALLEY RENEGADES STAFF



JOSÉ GONZÁLEZ
 PITCHING COACH



ALEJANDRO FREIRE
 COACH



RAFAEL VALENZUELA
 COACH



TSUTOMU KAMIYA
 ATHLETIC TRAINER



DAN ROUSSEAU
 CONDITIONING COACH



Princeton Rays

2017 RECORD: 31-36 (4TH)



STADIUM (OPENED)
Hunnicut Field (1988)
 ADDRESS
**P.O. Box 5646,
 Princeton, WV 24740**

AFFILIATE YEAR
22nd
 PRINCIPAL OWNER
Tampa Bay Rays Ltd.
 GENERAL MANAGER
Bobby Choate

WEB
princetonrays.net
 PHONE
(304) 487-2000
 PRESS BOX PHONE
(304) 487-2000

P.R. CONTACT
Courtney Longworth
(princetonrays@frontier.com)



DANNY SHEAFFER | MANAGER |

TENURE **This is his 38th year in professional baseball, 19th in a coaching or managing capacity. He joined the Rays on January 9, 2013.**

Danny, 56, returns to Princeton for a sixth season at the helm for the P-Rays...prior to joining the Rays, spent the previous five years as the Astros roving catching instructor...spent six years with Houston, including a stint as a coach with Triple-A Round Rock in 2007...spent six seasons in the Cardinals minor league system, including managerial stints with Triple-A Memphis (2003-06), Class-A Peoria (2002) and Double-A New Haven (2001)...won the Midwest League Championship with Peoria in 2002...began his coaching career with Class-A Eugene in the Cubs system in 1999-2000...played parts of seven seasons in the majors with the Red Sox, Indians, Rockies and Cardinals from 1987-97...played baseball for Harrisburg (Pa.) Junior College and Clemson University before being selected by the Red Sox in the first round (20th overall) of the 1981 June Draft...Danny has a foundation, BLITS Worldwide, which aims to spread water purification around the world...Danny and his wife, LaDonna, have two sons and a daughter...his son, David, was selected by the Rays in the 38th round of the 2013 June Draft, but did not sign.

CAREER BATTING

	AVG	G	AB	R	H	2B	3B	HR	RBI	BB	SO	SB
Major League Totals	.232	389	946	87	219	38	5	13	110	60	122	6

MANAGERIAL CAREER

YEAR	CLUB	RECORD	YEAR	CLUB	RECORD	YEAR	CLUB	RECORD
2000	Eugene (R)	40-36	2005	Memphis (AAA)	71-72	2016	Princeton (R)	38-29
2001	New Haven (AA)	47-95	2006	Memphis (AAA)	58-86	2017	Princeton (R)	31-36
2002	Peoria (A)	85-53	2013	Princeton (R)	25-43	Totals		609-659
2003	Memphis (AAA)	64-79	2014	Princeton (R)	40-28			
2004	Memphis (AAA)	73-71	2015	Princeton (R)	37-31			

PRINCETON RAYS STAFF



JIM PADUCH
 PITCHING COACH



WUARNNER RINCONES
 COACH



BLAKE BUTERA
 COACH



RUBEN SANTIAGO
 ATHLETIC TRAINER



| GULF COAST LEAGUE | ROOKIE

Gulf Coast League Rays



2017 RECORD: 28-32 (T-2ND)

STADIUM (OPENED)
Charlotte Sports Park
(1987); renovated and
re-opened in 2009

ADDRESS
2300 El Jobean Road,
Rays Clubhouse Building,
Port Charlotte, FL 33948

AFFILIATE YEAR
10th
WEBSITE
MILB.com

PHONE
(727) 825-3267



TOMAS FRANCISCO | MANAGER |

TENURE **This is his 10th year in professional baseball, first as a manager.**

Tomas, 29, enters his first season as manager of the GCL Rays after serving as a coach the past two seasons...prior to the GCL, spent three seasons on the DSL Rays staff...played in the Rays organization from 2007-10 as a catcher...signed with the Rays on May 3, 2006 and started his pro career with the DSL Rays...reached as high as Class-A Bowling Green in 2010.

GULF COAST LEAGUE RAYS STAFF



**MARTY
DEMERRITT**
PITCHING COACH



**ALBERTO
BASTARDO**
PITCHING COACH



**RAFAEL
GUERRERO**
COACH



**SEAN
SMEDLEY**
COACH



**SHINICHIRO
FUKUDA**
ATHLETIC TRAINER



**PETER
WALUKIEWICZ**
ATHLETIC TRAINER



**JUSTIN
WEISS**
CONDITIONING
COACH

DID YOU KNOW?

ORGANIZATION NO-HITTERS | COMPLETE GAMES |

Jason Standridge	June 28, 1999 with Charleston (7 IP)
Doug Waechter	Aug 10, 2000 with Hudson Valley (9 IP)
Gerardo Garcia	May 22, 2002 with Orlando (9 IP)
Chad Gaudin	July 15, 2003 with Orlando (7 IP) (Perfect Game)
Wade Davis	Aug 31, 2006 with Southwest Michigan (7 IP)
Wade Davis	May 4, 2007 with Vero Beach (7 IP)
Matt Moore	June 6, 2009 with Bowling Green (7 IP)
Matt Garza	July 26, 2010 with Tampa Bay (9 IP)
Matt Moore	June 16, 2011 with Montgomery (9 IP)
Victor Mateo	July 8, 2011 with Bowling Green (7 IP)
Victor Mateo	Aug 24, 2013 with Montgomery (9 IP)
Blake Snell	Aug 2, 2014 with Charlotte (5.1 IP)
Buddy Borden	May 13, 2015 with Charlotte (7 IP)
Justin Marks	July 16, 2016 with Durham (9 IP)



Dominican Summer League Rays

2017 RECORD: TEAM 1 23-48 (7TH) | TEAM 2 41-30 (3RD)



STADIUM
Campo las Palmas

ADDRESS
Carretera de Guera KM 23½,
Santo Domingo,
Dominican Republic

AFFILIATE YEAR
12th
PRINCIPAL OWNER
Tampa Bay Rays
Baseball Ltd.

WEBSITE
MLB.com
PHONE
(809) 543-4793



ARTURO DE FREITAS | FIELD COORDINATOR |

TENURE Begins his 41st year of professional baseball, 31st as a coach, manager or coordinator.

Arturo, 64, returns for his ninth season with the Rays as the DSL Rays field coordinator...was the hitting coach for the Astros Dominican academy from 2005-08...managed the GCL Expos in 2004, his only managerial experience...previously spent time in the

Yankees, Expos and Marlins organizations as a director, manager and scout for the Dominican academies...played 10 seasons in the Reds organization, including parts of the 1978-79 seasons in the majors...played in 939 games and hit 101 HR in his 10-year minor league career...spent the next seven seasons playing in the Mexican League before joining the GCL Yankees in 1987 as a coach...Arturo and his wife, Maritza, have three grown children: Cesar, Jason and Anna.

CAREER BATTING

	AVG	G	AB	R	H	2B	3B	HR	RBI	BB	SO	SB
Major League Totals	.208	32	53	3	11	3	0	1	6	1	20	0

MANAGERIAL CAREER

YEAR	CLUB	RECORD
2004	GCL Expos (R)	22-38



ESTEBAN GONZÁLEZ | MANAGER, TEAM 1 |

TENURE Begins his 15th year in professional baseball, 12th as a coach.

González, 34, returns for his second season as manager for the DSL Rays 1 after serving as a coach with the DSL Rays 2 from 2015-16...previously, spent nine seasons with the VSL Rays...managed the VSL Rays from 2010-12 and coached from 2013-15 and 2007-09...a September 2002 signee of then-Astros scout Andrés Reiner, Esteban spent three

years as an infielder in the Astros system (2003-05)...played his first two seasons for the VSL Astros club before advancing to Rookie-level Greeneville in 2005.

MANAGERIAL CAREER

YEAR	CLUB	RECORD
2010	VSL Rays (R)	37-33
2011	VSL Rays (R)	38-33
2012	VSL Rays (R)	19-52
2017	DSL Rays 1 (R)	23-48
Totals		117-166



DOMINICAN SUMMER LEAGUE RAYS STAFF | TEAM 1 |



LEVI ROMERO

PITCHING COACH



JOSÉ SÁNCHEZ

ASSISTANT PITCHING COACH



IVAN OCHOA

HITTING COACH



WILMER DOMINGUEZ

CATCHING COACH



ELVIN DEL ROSARIO

ATHLETIC TRAINER



PABLO PACHECO

ATHLETIC TRAINER



JULIO PULIDO

ASSISTANT ATHLETIC TRAINER



CÉSAR GUTIERREZ

LATIN AMERICAN STRENGTH & CONDITIONING COORDINATOR

JULIO ZORRILLA | MANAGER, TEAM 2 |



TENURE **Begins his 12th year as a coach or manager with the Rays.**

Julio, 46, will serve as a manager for the DSL Rays for the 10th straight year...the 2009 season was his first as a manager...served as the infield coach for the DSL Rays in 2007-08...former second baseman played six years in the Mets organization (1993-98)...signed on July 12, 1992 by Mets scout Eddy Toledo, the Rays former director of operations in the Dominican Republic...played 1993-94 for the DSL Mets...was named a South Atlantic League All-Star in 1995 for Capital City...set a St. Lucie record with 16 sacrifice bunts in 1997...the San Pedro de Macoris, D.R., native attended Jose Joaquin High School...Julio and his wife, Yesenia Castro, have three daughters: Samasly, Yuliana and Asly.

MANAGERIAL CAREER

YEAR	CLUB	RECORD
2009	DSL Rays (R)	30-37
2010	DSL Rays (R)	42-30
2011	DSL Rays (R)	35-35
2012	DSL Rays (R)	28-42
2013	DSL Rays (R)	36-35

YEAR	CLUB	RECORD
2014	DSL Rays (R)	30-40
2015	DSL Rays (R)	38-34
2016	DSL Rays 1 (R)	34-35
2017	DSL Rays 2 (R)	41-30
Totals		314-318



DOMINICAN SUMMER LEAGUE RAYS STAFF | TEAM 2 |



**ROBERTO
YIL**

PITCHING COACH



**LUÍS
URENA**

ASSISTANT
PITCHING COACH



**OMAR
LUNA**

HITTING COACH



**ALEJANDRO
SEGOVIA**

CATCHING
COACH



**ARIEL
SORIANO**

COACH



**EVER
PEREZ**

ATHLETIC TRAINER



**CESAR
NAVARRO**

ASSISTANT
ATHLETIC TRAINER



**LUÍS
MARTE**

STRENGTH &
CONDITIONING
COACH



**WILMAN
DISLA**

ASSISTANT
STRENGTH &
CONDITIONING
COACH

DID YOU KNOW?

REMEMBERING A TRAILBLAZER



Andrés Reiner passed away on Aug 3, 2016, at age 80. Hired by the organization in 2006, Andrés was instrumental in reorganizing how the Rays approached recruiting and signing players in Latin America. He played a major role in the building of the Rays academies in Venezuela and the Dominican Republic.

Andrés transformed how baseball was scouted in Venezuela when he opened the country's first baseball academy for the Astros in 1989. Though many are aware of the 25 young men from that program who reached the big leagues, including Johan Santana, Bobby Abreu and Carlos Guillén, fewer know about the managers and coaches in minor league baseball who were influenced by Andrés. The Rays have several staff members who were signed by Andrés as players, including Bowling Green Manager Reinaldo Ruiz, Charlotte coach Germán Meléndez, Hudson Valley coach Alejandro Freire and minor league pitching coordinator Jorge Moncada.

Andrés pioneered the cultural transition programs in professional baseball. These are programs the Rays have established for young men signed in Latin America. The Rays stand with many others in tribute to a man who dedicated his life to growing our game and mentoring others to do the same.



2018 Minor League Schedules

DURHAM BULLS | INTERNATIONAL LEAGUE : AAA |

APRIL

5-8 **Charlotte**
 9-11 **Gwinnett**
 12-15 @Columbus
 16-18 @Toledo
 20-22 **Lehigh Valley**
 23-25 **Buffalo**
 27-29 @Gwinnett
 30 @Norfolk

MAY

1-2 @Norfolk
 3-6 **Toledo**

7-10 **Norfolk**
 11-13 @Charlotte
 15-17 **Louisville**
 18-20 **Indianapolis**
 21-24 @Gwinnett
 25-28 @Louisville
 29-31 **Rochester**

JUNE

1-3 **Pawtucket**
 5-7 @Scranton
 8-10 @Rochester
 12-13 **Charlotte**

14-17 **Gwinnett**
 19-21 @Louisville
 22-24 @Indianapolis
 25-27 **Charlotte**
 28-30 @Norfolk

JULY

1 @Norfolk
 2-3 **Gwinnett**
 4-5 @Charlotte
 6-8 **Norfolk**
 9-11 All-Star Break
 12-15 **Charlotte**

16-18 @Syracuse
 19-22 @Buffalo
 24-26 **Toledo**
 27-29 **Syracuse**
 30-31 @Gwinnett

AUGUST

1-2 @Gwinnett
 3-5 @Charlotte
 7-9 **Columbus**
 10-12 **Scranton**
 13-15 @Lehigh Valley
 16-19 @Pawtucket

21-23 **Gwinnett**
 24-27 @Norfolk
 28-30 @Charlotte
 31 **Norfolk**

SEPTEMBER

1-3 **Norfolk**

MONTGOMERY BISCUITS | SOUTHERN LEAGUE : AA |

APRIL

5-9 **Biloxi**
 11-15 @Birmingham
 16-20 **Tennessee**
 21-25 @Biloxi
 26-30 **Mobile**

MAY

2-6 @Jackson
 7-11 **Biloxi**

12-16 **Jacksonville**
 17-21 @Birmingham
 23-27 @Chattanooga
 29-31 **Jackson**

JUNE

1-2 **Jackson**
 3-7 @Mississippi
 8-12 **Chattanooga**
 13-17 @Tennessee

18-20 All-Star Break
 21-26 **Birmingham**
 28-30 @Jacksonville

JULY

1-3 @Jacksonville
 4-7 **Pensacola**
 8-11 @Tennessee
 12-16 @Chattanooga
 18-22 **Mississippi**

23-27 @Jacksonville
 28-31 **Jackson**

AUGUST

1 **Jackson**
 2-6 @Pensacola
 8-12 **Birmingham**
 14-18 @Jackson
 19-23 **Chattanooga**
 24-28 **Tennessee**

30-31 @Mobile

SEPTEMBER

1-3 @Mobile

CHARLOTTE STONE CRABS | FLORIDA STATE LEAGUE : A |

APRIL

5-6 @Fort Myers
 7-8 **Fort Myers**
 9-12 @Daytona
 13-15 @Lakeland
 17-19 **Clearwater**
 20-22 **Palm Beach**
 23-25 @St. Lucie
 26-29 @Tampa

MAY

1-3 **St. Lucie**
 4-6 **Bradenton**

7-9 @Fort Myers
 10-12 @Jupiter
 14-17 **Lakeland**
 18-20 **Jupiter**
 21-23 @Tampa
 24-27 **Fort Myers**
 29-31 @Palm Beach

JUNE

1-3 @Bradenton
 4-7 **Dunedin**
 8-10 **Clearwater**
 11-14 @Dunedin

15-17 All-Star Break
 18-20 **Lakeland**
 21-24 @Palm Beach
 26-28 @Lakeland
 29-30 **Tampa**

JULY

1 **Tampa**
 2-3 **Fort Myers**
 4-5 @Florida
 6-8 @Clearwater
 9-12 **St. Lucie**
 13-15 @Jupiter

16-18 **Tampa**
 19-21 **Jupiter**
 23-25 @Florida
 26-29 @St. Lucie
 31 **Florida**

AUGUST

1-2 **Florida**
 3-5 @Dunedin
 6-8 **Bradenton**
 9-12 **Dunedin**
 13-16 @Fort Myers
 17-19 **Palm Beach**

21-23 @Bradenton
 24-26 @Clearwater
 27-30 **Daytona**
 31 **Florida**

SEPTEMBER

1-2 **Florida**

BOLD INDICATES HOME GAME



BOWLING GREEN HOT RODS | MIDWEST LEAGUE : A |

APRIL	
5-6	Dayton
7-8	@Dayton
9-12	@South Bend
13-15	Fort Wayne
17-19	@W. Michigan
20-22	@Lake County
23-26	South Bend
27-29	Lake County
MAY	
1-3	@Clinton

4-6	@Burlington
7-9	Peoria
10-12	Cedar Rapids
14-17	@Great Lakes
18-20	@Lansing
21-24	Great Lakes
25-28	Dayton
29-31	@Fort Wayne
JUNE	
1-3	W. Michigan
5-7	Lansing

8-11	@Dayton
12-14	Fort Wayne
15-17	@Lake County
18-20	All-Star Break
21-24	Lake County
25-27	@Fort Wayne
28-30	@W. Michigan
JULY	
1	@W. Michigan
2-3	@South Bend
4-5	South Bend

6-9	@Fort Wayne
11-13	Kane County
14-16	Quad Cities
18-20	@Beloit
21-23	@Wisconsin
25-27	Great Lakes
28-31	Fort Wayne
AUGUST	
1-3	@Lake County
4-6	South Bend
8-10	W. Michigan

11-14	@Lansing
15-17	@Great Lakes
18-20	@Dayton
21-23	Lansing
24-27	Lake County
29-31	@South Bend
SEPTEMBER	
1-3	Dayton

HUDSON VALLEY RENEGADES | NEW YORK-PENN LEAGUE : SHORT-A |

JUNE	
15-17	@Aberdeen
18-20	@Brooklyn
21-23	Vermont
24-26	Connecticut
28-30	@Tri-City
JULY	
1-3	@Aberdeen

4	@Staten Island
5-6	Staten Island
7-9	@Lowell
11-13	West Virginia
14-16	@Mahoning Val.
17-19	Connecticut
20-22	Vermont
24-26	@Lowell

27-29	@Williamsport
30-31	Lowell
AUGUST	
1	Lowell
2-4	@Vermont
5-7	Brooklyn
8-10	@Tri-City
11-12	Aberdeen

13-14	All-Star Break
15	@Staten Island
16	Staten Island
17-19	Brooklyn
20-22	@Connecticut
23-25	Tri-City
26-28	Staten Island
29-31	@Brooklyn

SEPTEMBER	
1-3	Aberdeen

PRINCETON RAYS | APPALACHIAN LEAGUE : ROOKIE |

JUNE	
19-21	@Kingsport
22-24	Danville
25-26	@Bluefield
28-30	Bristol
JULY	
1-3	Elizabethton

4-6	@Burlington
7-9	@Bristol
10-12	Bluefield
13	@Bluefield
14-16	@Pulaski
18-20	Kingsport
21-23	@Elizabethton

24-26	Greeneville
27-29	Bluefield
31	@Danville
AUGUST	
1-2	@Danville
3-5	@Burlington
6-8	Pulaski

9-11	@Johnson City
12-14	Burlington
16-18	Johnson City
19	@Bluefield
20	Bluefield
21-23	@Pulaski
24-26	Danville

27-29	@Greeneville
-------	--------------

GULF COAST LEAGUE RAYS | GULF COAST LEAGUE : ROOKIE |

JUNE	
18	Red Sox
19	@Red Sox
20	Red Sox
21	@Red Sox
22	Orioles
23	@Orioles
25	Twins
26	@Twins
27	Twins
28	@Twins
29	@Orioles
30	Orioles

JULY	
2	@Red Sox
3	Red Sox
4	@Red Sox
5	Red Sox
6	Orioles
7	@Orioles
9	@Twins
10	Twins
11	@Twins
12	Twins
13	@Orioles
14	Orioles

16	Red Sox
17	@Red Sox
18	Red Sox
19	@Red Sox
20	Orioles
21	@Orioles
23	Twins
24	@Twins
25	Twins
26	@Twins
27	@Orioles
28	Orioles
30	@Red Sox

31	Red Sox
AUGUST	
1	@Red Sox
2	Red Sox
3	Orioles
4	@Orioles
6	@Twins
7	Twins
8	@Twins
9	Twins
10	@Orioles
11	Orioles
13	Red Sox

14	@Red Sox
15	Red Sox
16	@Red Sox
17	Orioles
18	@Orioles
20	Twins
21	@Twins
22	Twins
23	@Twins
24	@Orioles
25	Orioles

BOLD INDICATES HOME GAME



Minor League Single-Season Leaders

BATTING LEADERS

Hits

Steve Cox, 1999	182
Delmon Young, 2005	176
Joey Gomes, 2005	172
Matt Diaz, 2001	172
Matt Diaz, 2003	170
Carl Crawford, 2000	170
Andrew Toles, 2013	169
Fernando Perez, 2006	168
Reid Brignac, 2006	167
Matt Diaz, 2004	167

Home Runs

Kevin Witt, 2006	36
Scott McClain, 1998	34
Dan Johnson, 2010	30
Ryan Royster, 2007	30
Jonny Gomes, 2002	30
Earl Snyder, 2005	29
Ozzie Timmons, 2000	29
Luke Wilcox, 1999	29
Scott McClain, 1999	28
Midre Cummings, 2004	27

RBI

Steve Cox, 1999	127
Delmon Young, 2004	115
Scott McClain, 1998	109
Stephen Vogt, 2011	105
Scott McClain, 1999	104
Ozzie Timmons, 1999	104
Chris Nowak, 2006	103
Wes Bankston, 2004	101
3 tied	99

Batting Avg. (min. 316 PA)

Jason Pridie, 2002	.368
Matt Diaz, 2003	.354
Stephen Vogt, 2010	.345
Steve Cox, 1999	.341
Toby Hall, 2001	.335
Joey Gathright, 2003	.334
Toby Hall, 2000	.333
Matt Diaz, 2004	.332
Rocco Baldelli, 2002	.331
2 tied	.329

Runs

Fernando Perez, 2006	123
Steve Cox, 1999	107
Scott McClain, 1999	106
Jason Pridie, 2004	103
Jonny Gomes, 2002	102
Reid Brignac, 2006	100
Ozzie Timmons, 2000	100
Carl Crawford, 2000	99
Hak-Ju Lee, 2011	98
Melvin Upton Jr., 2005	98

Stolen Bases

Álex Sánchez, 1997	92
Joey Gathright, 2003	69
Andrew Toles, 2013	62
Ty Morrison, 2010	58
Fernando Perez, 2005	57
Carl Crawford, 2000	55
Álex Sánchez, 2000	54
Desmond Jennings, 2009	52
3 tied	48

PITCHING LEADERS

Wins

Jake Faria, 2015	17
Heath Rollins, 2007	17
J.D. Martin, 2013	16
Blake Snell, 2015	15
Chris Mason, 2007	15
Andy Sonnanstine, 2006	15
6 tied	14

Strikeouts

Matt Moore, 2011	210
Matt Moore, 2010	208
Andy Sonnanstine, 2005	178
Matt Moore, 2009	176
Jake McGee, 2007	175
Neal Frendling, 2000	174
Brent Honeywell, 2017	172
Jake McGee, 2006	171
Wade Davis, 2007	169
Jaime Schultz, 2015	168

Innings Pitched

Pablo Ortega, 1997	188.2
Andy Sonnanstine, 2006	185.2
Jim Magrane, 2001	182.0
Dan Wheeler, 1998	181.0
Andy Sonnanstine, 2005	180.2
Dylan Floro, 2014	178.2
Mark Malaska, 2001	174.2
Jason Standridge, 2002	173.0
Jim Magrane, 2000	173.0
2 tied	172.1

ERA (min. 130 IP)

Blake Snell, 2015	1.41
Dylan Floro, 2013	1.77
Matt Moore, 2011	1.92
Jake Faria, 2015	1.92
Darin Downs, 2009	2.23
Wade Davis, 2007	2.50
Heath Rollins, 2007	2.54
Chris Mason, 2007	2.57
Jason Standridge, 1999	2.57
Enny Romero, 2013	2.61

Saves

Evan Rust, 2002	31
Brad Schreiber, 2015	30
Lee Gardner, 2003	30
John Daniels, 1997	29
Josh Parker, 2003	28
Eddy Reyes, 1999	27
Neal Frontz, 2008	26
Billy Taylor, 2000	26
Eddie Gaillard, 1999	26
2 tied	25

CURRENT RAYS IN BOLD



Baseball America Awards

TOP 30 RAYS PROSPECTS | ENTERING 2018 |

1. Brent Honeywell, RHP	11. Josh Lowe, OF	21. Nick Ciuffo, C
2. Willy Adames, INF	12. Ronaldo Hernández, C	22. Jake Cronenworth, INF
3. Brendan McKay, 1B/LHP	13. Michael Mercado, RHP	23. Yonny Chirinos, RHP
4. Jake Bauers, 1B/OF	14. Génesis Cabrera, LHP	24. Resly Linares, RHP
5. Jesús Sánchez, OF	15. Tobias Myers, RHP	25. José De León, RHP
6. Wander Franco, INF	16. Brandon Lowe, INF	26. Ryan Yarbrough, LHP
7. Lucius Fox, INF	17. Joe McCarthy, 1B/OF	27. Chih-Wei Hu, RHP
8. Justin Williams, OF	18. Ryan Boldt, OF	28. Jaime Schultz, RHP
9. Garrett Whitley, OF	19. Drew Strotman, RHP	29. Diego Castillo, RHP
10. Austin Franklin, RHP	20. Vidal Bruján, INF	30. Ian Gibaut, RHP

BEST TOOLS, ORGANIZATION | ENTERING 2018 |

Best Hitter for Average	Jesús Sánchez	Best Changeup	Chih-Wei Hu
Best Power Hitter	Brendan McKay	Best Control	Drew Strotman
Best Strike-Zone Discipline	Joe McCarthy	Best Defensive Catcher	Nick Ciuffo
Fastest Base Runner	Lucius Fox	Best Defensive Infielder	Willy Adames
Best Athlete	Josh Lowe	Best Infield Arm	Willy Adames
Best Fastball	Ryne Stanek	Best Defensive Outfielder	Jake Fraley
Best Curveball	Austin Franklin	Best Outfield Arm	Josh Lowe
Best Slider	Jaime Schultz		

BEST TOOLS, ORGANIZATION | FINISHING 2017 |

INTERNATIONAL LEAGUE (AAA)

Best Changeup	Brent Honeywell
Best Defensive Shortstop	Willy Adames
Best Infield Arm	Willy Adames
Best Manager Prospect	Jared Sandberg

SOUTHERN LEAGUE (AA)

Best Defensive First Baseman	Joe McCarthy
-------------------------------------	--------------

FLORIDA STATE LEAGUE (A)

Best Strike-Zone Judgment	Brett Sullivan
Best Defensive First Baseman	Dalton Kelly

MIDWEST LEAGUE (A)

Best Baserunner	Lucius Fox
Best Defensive Third Baseman	Adrian Rondón
Best Outfield Arm	Eleardo Cabrera



Minor League Awards & History

2017 RAYS MINOR LEAGUE ALL-STARS

DURHAM BULLS (AAA)

SS Willy Adames (midseason)

RH Andrew Kittredge (midseason)

3B Patrick Leonard (midseason)

C Mike Marjama (midseason)

MONTGOMERY BISCUITS (AA)

C Nick Ciuffo (postseason)

RH Mike Franco (midseason)

OF Cade Gotta (midseason)

OF Braxton Lee (midseason/postseason)

OF Joe McCarthy (postseason)

RH José Mujica (midseason)

C Justin O'Conner (midseason)

OF Justin Williams (postseason)

CHARLOTTE STONE CRABS (A)

OF Ryan Boldt (postseason)

SS Jake Cronenworth (midseason)

2B Brandon Lowe (midseason)

C Brett Sullivan (midseason/postseason)

BOWLING GREEN HOT RODS (A)

LH Brock Burke (midseason)

INF Nathaniel Lowe (midseason)

2B Miles Mastrobuoni (midseason)

2B Robbie Tenerowicz (postseason)

OF Jesús Sánchez (midseason/postseason)

HUDSON VALLEY RENEGADES (SHORT-A)

2B Vidal Brujan (midseason)

C Zac Law (midseason)

OF Ángel Pérez (midseason)

OF Oscar Rojas (midseason)

RH Drew Strotman (midseason)

RH Mikey York (midseason)

DSL RAYS (ROOKIE)

RHP José Alejandro (midseason)

OF Aldenis Sánchez (midseason)

MINOR LEAGUE AWARD WINNERS

Pitcher of the Year

Dave Eiland	1998	Jason Hammel	2005	Chris Archer	2012
Jason Standridge	1999	Andy Sonnanstine	2006	Dylan Floro	2013
Jim Magrane	2000	Wade Davis	2007	Blake Snell	2014
Joe Kennedy	2001	David Price	2008	Blake Snell	2015
Lance Carter	2002	Jeremy Hellickson	2009	Brent Honeywell	2016
Scott Autrey	2003	Jeremy Hellickson	2010	Yonny Chirinos	2017
Chad Orvella	2004	Matt Moore	2011		

Player of the Year

Álex Sánchez	1998	Delmon Young	2005	Todd Glaesmann	2012
Steve Cox	1999	Reid Brignac	2006	Andrew Toles	2013
Aubrey Huff	2000	Ryan Royster	2007	Johnny Field	2014
Toby Hall	2001	Fernando Perez	2008	Richie Shaffer	2015
Rocco Baldelli	2002	Desmond Jennings	2009	Casey Gillaspie	2016
Joey Gathright	2003	Dan Johnson	2010	Jesús Sánchez	2017
Delmon Young	2004	Stephen Vogt	2011		

Erik Walker Community Champion Award

Recognizes a minor leaguer who exemplifies teamwork, sportsmanship and community involvement

Pat Cottrell	2007	Matt Hall	2011	Mark Sappington	2015
Matt Spring	2008	Joe Cruz	2012	Zac Law	2016
Ryan Wiegand	2009	Geoff Rowan	2013	Miles Mastrobuoni	2017
Stephen Vogt	2010	Jacob Faria	2014		



MINOR LEAGUE AFFILIATE HISTORY

TRIPLE-A

TEAM	LEAGUE	YEAR/S
Durham Bulls	International League	1998-current

DOUBLE-A

TEAM	LEAGUE	YEAR/S
Montgomery Biscuits	Southern League	2004-current
Orlando Rays	Southern League	1999-2003

CLASS-A (ADVANCED)

TEAM	LEAGUE	YEAR/S
Charlotte Stone Crabs	Florida State League	2009-current
Vero Beach Devil Rays	Florida State League	2007-08
Visalia Oaks	California League	2005-06
Bakersfield Blaze	California League	2001-04
St. Petersburg Devil Rays	Florida State League	1997-2000

CLASS-A

TEAM	LEAGUE	YEAR/S
Bowling Green Hot Rods	Midwest/South Atlantic	2009-current
Columbus Catfish	South Atlantic League	2007-08
Southwest Michigan Devil Rays	Midwest League	2005-06
Charleston (S.C.) RiverDogs	Midwest/South Atlantic	1997-2004

CLASS-A (SHORT SEASON)

TEAM	LEAGUE	YEAR/S
Hudson Valley Renegades	New York-Penn League	1996-current
Butte Copper Kings	Pioneer League	1996

ROOKIE-LEVEL

TEAM	LEAGUE	YEAR/S
Princeton Rays	Appalachian League	1997-current
GCL Rays (Port Charlotte)	Gulf Coast League	2009-current
GCL Devil Rays (St. Petersburg)	Gulf Coast League	1996-98
DSL Rays	Dominican Summer League	2008-current
VSL Rays	Venezuelan Summer League	2008-15



Minor League Players

ALFONZO, EMILIO | RIGHT-HANDED PITCHER |

BATS **Right**
THROWS **Right**
HEIGHT **6'6"**
WEIGHT **170**

BORN **8/2/00** in Carúpano, VEN
RESIDES **Carúpano, VEN**
SIGNING SCOUT **Edward Rojas/Marlon Roche/Ronnie Blanco**
ACQUIRED **Signed as a free agent on March 27, 2017**

YEAR	CLUB	W	L	ERA	G	GS	CG	SHO	SV	IP	H	R	ER	HR	HB	BB-I	SO	WP	BK
2017	DSL Rays 2	5	0	1.78	14	1	0	0	0	30.1	10	8	6	0	4	24-0	24	4	0
	DSL Rays 1	0	0	0.00	1	0	0	0	0	1.1	0	0	0	0	0	0-0	0	0	0
Minor League Totals		5	0	1.71	15	1	0	0	0	31.2	10	8	6	0	4	24-0	24	4	0

ÁLVAREZ, ALEXANDER | CATCHER |

BATS **Right**
THROWS **Right**
HEIGHT **5'11"**
WEIGHT **195**

BORN **9/14/96** in Caracas, VEN
RESIDES **Carrizal, VEN**
SIGNING SCOUT **Juan Castillo/Ronnie Blanco**
ACQUIRED **Signed as a free agent on August 6, 2013**

YEAR	CLUB	AVG	G	AB	R	H	2B	3B	HR	RBI	SH	SF	HB	BB-I	SO	SB	CS	GDP	SLG	OBP
2014	VSL Rays	.231	40	134	14	31	10	0	1	12	0	1	2	8-0	31	2	1	5	.328	.283
2015	VSL Rays	.270	38	148	24	40	7	1	3	21	0	3	2	17-4	35	4	2	5	.392	.347
2016	GCL Rays	.169	32	89	7	15	1	1	1	9	1	2	1	7-0	28	1	0	2	.236	.232
2017	GCL Rays	.180	18	50	9	9	4	0	1	9	0	1	1	7-0	10	2	2	2	.320	.288
Minor League Totals		.226	128	421	54	95	22	2	6	51	1	7	6	39-4	104	9	5	14	.330	.296

ÁLVAREZ, ROBERTO | CATCHER |

BATS **Right**
THROWS **Right**
HEIGHT **5'11"**
WEIGHT **150**

BORN **7/28/99** in Puerto La Cruz, VEN
RESIDES **Maracay, VEN**
SIGNING SCOUT **Marlon Roche/Ronnie Blanco**
ACQUIRED **Signed as a free agent on August 10, 2015**

YEAR	CLUB	AVG	G	AB	R	H	2B	3B	HR	RBI	SH	SF	HB	BB-I	SO	SB	CS	GDP	SLG	OBP
2016	DSL Rays 2	.291	43	158	11	46	6	1	0	20	0	2	6	13-0	25	2	2	5	.342	.363
2017	GCL Rays	.221	39	136	15	30	5	1	0	13	2	1	4	7-0	22	2	0	1	.272	.277
Minor League Totals		.259	82	294	26	76	11	2	0	33	2	3	10	20-0	47	4	2	6	.310	.324

ANDERSON, GARRETT | RIGHT-HANDED PITCHER |

BATS **Right**
THROWS **Right**
HEIGHT **6'3"**
WEIGHT **195**

BORN **3/9/95** in Arcadia, FL
RESIDES **Arcadia, FL**
SIGNING SCOUT **Victor Rodriguez**
ACQUIRED **Selected in the 35th round of the 2017 June Draft**

YEAR	CLUB	W	L	ERA	G	GS	CG	SHO	SV	IP	H	R	ER	HR	HB	BB-I	SO	WP	BK
2017	Princeton	0	1	3.55	19	0	0	0	4	33.0	35	19	13	3	0	8-1	25	3	0

ANDUJAR, GUSTAVO | RIGHT-HANDED PITCHER |

BATS **Right**
THROWS **Right**
HEIGHT **5'11"**
WEIGHT **165**

BORN **4/6/00** in Puerto Plata, DR
RESIDES **Puerto Plata, DR**
SIGNING SCOUT **Matias Laureano/Daniel Santana**
ACQUIRED **Signed as a free agent on October 31, 2017**



ARANDA, JONATHAN | INFIELDER |

BATS **Right**
THROWS **Right**
HEIGHT **5'10"**
WEIGHT **175**

BORN **5/23/98** in Tijuana, MEX
RESIDES **Tijuana, MEX**
SIGNING SCOUT **Eddie Diaz**
ACQUIRED **Signed as a free agent on July 2, 2015**

YEAR	CLUB	AVG	G	AB	R	H	2B	3B	HR	RBI	SH	SF	HB	BB-I	SO	SB	CS	GDP	SLG	OBP
2016	DSL Rays 1	.257	49	175	23	45	6	5	1	17	2	1	7	17-0	32	5	4	1	.366	.345
2017	Princeton	.000	1	4	0	0	0	0	0	0	0	0	0	0-0	3	0	0	0	.000	.000
	GCL Rays	.293	49	174	24	51	9	1	0	15	0	2	3	14-0	28	14	4	4	.356	.352
Minor League Totals		.272	99	353	47	96	15	6	1	32	2	3	10	31-0	63	19	8	5	.357	.345

ARAUZ, JAIME | RIGHT-HANDED PITCHER |

BATS **Right**
THROWS **Right**
HEIGHT **6'1"**
WEIGHT **175**

BORN **1/31/99** in David, Panama
RESIDES **David, Panama**
SIGNING SCOUT **Gustavo Zapata**
ACQUIRED **Signed as a free agent on October 10, 2015**

YEAR	CLUB	W	L	ERA	G	GS	CG	SHO	SV	IP	H	R	ER	HR	HB	BB-I	SO	WP	BK
2016	DSL Rays 2	1	0	4.91	15	0	0	0	1	25.2	29	17	14	2	3	15-0	18	14	0
2017	DSL Rays 1	0	0	27.00	1	0	0	0	0	0.1	1	1	0	0	0	3-0	0	0	0
Minor League Totals		1	0	5.19	16	0	0	0	1	26.0	30	18	15	2	3	18-0	18	14	0

ARCENDO, LUÍS | INFIELDER |

BATS **Left**
THROWS **Right**
HEIGHT **6'1"**
WEIGHT **160**

BORN **11/1/99** in Santo Domingo, DR
RESIDES **Santo Domingo, DR**
SIGNING SCOUT **Daniel Santana**
ACQUIRED **Signed as a free agent on July 2, 2016**

YEAR	CLUB	AVG	G	AB	R	H	2B	3B	HR	RBI	SH	SF	HB	BB-I	SO	SB	CS	GDP	SLG	OBP
2017	DSL Rays 2	.267	59	206	36	55	3	6	1	22	8	2	4	30-0	39	16	5	1	.354	.368

ARIAS, AMADOR | INFIELDER |

BATS **Right**
THROWS **Right**
HEIGHT **5'11"**
WEIGHT **155**

BORN **8/25/00** in Maracay, VEN
RESIDES **Maracay, VEN**
SIGNING SCOUT **William Bergolla/Marlon Roche/Ronnie Blanco**
ACQUIRED **Signed as a free agent on August 25, 2016**

YEAR	CLUB	AVG	G	AB	R	H	2B	3B	HR	RBI	SH	SF	HB	BB-I	SO	SB	CS	GDP	SLG	OBP
2017	DSL Rays 1	.127	48	142	11	18	3	0	0	14	1	4	4	10-0	42	7	3	0	.148	.200

ARIAS, JUAN | RIGHT-HANDED PITCHER |

BATS **Right**
THROWS **Right**
HEIGHT **6'3"**
WEIGHT **200**

BORN **9/16/95** in San Cristobal, DR
RESIDES **Santo Domingo, DR**
SIGNING SCOUT **Daniel Santana**
ACQUIRED **Signed as a free agent on June 15, 2013**

YEAR	CLUB	W	L	ERA	G	GS	CG	SHO	SV	IP	H	R	ER	HR	HB	BB-I	SO	WP	BK
2016	GCL Rays	0	0	9.00	1	0	0	0	0	1.0	2	1	1	0	0	1-0	0	1	1
2017	Princeton	1	1	8.10	10	0	0	0	0	16.2	17	16	15	0	5	15-0	18	3	1
	GCL Rays	1	0	0.00	2	0	0	0	0	3.0	4	0	0	0	0	2-0	3	0	0
Minor League Totals		2	1	6.97	13	0	0	0	0	20.2	23	17	16	0	5	18-0	21	4	2



ARIAS, LUÍS | INFIELDER |

BATS **Right**
 THROWS **Right**
 HEIGHT **6'1"**
 WEIGHT **160**

BORN **10/7/98** in **Bani, DR**
 RESIDES **Bani, DR**
 SIGNING SCOUT **Daniel Santana**
 ACQUIRED **Signed as a free agent on July 2, 2015**

YEAR	CLUB	AVG	G	AB	R	H	2B	3B	HR	RBI	SH	SF	HB	BB-I	SO	SB	CS	GDP	SLG	OBP
2016	DSL Rays 2	.195	40	128	13	25	7	0	2	8	0	0	0	18-0	52	2	0	0	.297	.295
2017	DSL Rays 1	.193	53	166	12	32	4	0	0	11	1	1	2	13-0	70	4	4	4	.217	.258
Minor League Totals		.194	93	294	25	57	11	0	2	19	1	1	2	31-0	122	6	4	4	.252	.274

ARRENDOLL, JOHAMPHER | OUTFIELDER |

BATS **Left**
 THROWS **Right**
 HEIGHT **6'2"**
 WEIGHT **165**

BORN **10/15/98** in **Hato Mayor, DR**
 RESIDES **Hato Mayor, DR**
 SIGNING SCOUT **Daniel Santana**
 ACQUIRED **Signed as a free agent on January 7, 2016**

YEAR	CLUB	AVG	G	AB	R	H	2B	3B	HR	RBI	SH	SF	HB	BB-I	SO	SB	CS	GDP	SLG	OBP
2016	DSL Rays 2	.141	53	185	19	26	4	2	0	7	0	3	3	21-1	59	4	5	4	.184	.236
2017	DSL Rays 2	.206	56	165	27	34	8	3	1	19	5	1	6	29-0	44	2	7	1	.309	.343
Minor League Totals		.171	109	350	46	60	12	5	1	26	5	4	9	50-1	103	6	12	5	.243	.288

ASKEW, RYAN | RIGHT-HANDED PITCHER |

BATS **Right**
 THROWS **Right**
 HEIGHT **6'6"**
 WEIGHT **245**

BORN **12/7/94** in **Lawrenceville, GA**
 RESIDES **Suwanee, GA**
 SIGNING SCOUT **Milt Hill**
 ACQUIRED **Selected in the 29th round of the 2017 June Draft**

YEAR	CLUB	W	L	ERA	G	GS	CG	SHO	SV	IP	H	R	ER	HR	HB	BB-I	SO	WP	BK
2017	Princeton	3	2	3.18	17	0	0	0	1	39.2	39	19	14	0	1	5-1	20	1	0
	Montgomery	0	1	9.00	1	0	0	0	0	2.0	5	2	2	0	0	1-0	2	0	0
Minor League Totals		3	3	3.46	18	0	0	0	1	41.2	44	21	16	0	1	6-1	22	1	0

BALBUENA, ALFREDO | INFIELDER |

BATS **Right**
 THROWS **Right**
 HEIGHT **5'10"**
 WEIGHT **170**

BORN **11/25/98** in **Santiago, DR**
 RESIDES **Santiago, DR**
 SIGNING SCOUT **Victor Torres/Daniel Santana**
 ACQUIRED **Signed as a free agent on November 11, 2015**

YEAR	CLUB	AVG	G	AB	R	H	2B	3B	HR	RBI	SH	SF	HB	BB-I	SO	SB	CS	GDP	SLG	OBP
2016	DSL Rays 1	.251	48	175	32	44	10	2	2	16	2	1	3	19-0	28	6	5	4	.366	.333
2017	DSL Rays 1	.237	59	190	18	45	6	4	2	16	2	0	3	24-1	38	13	5	3	.342	.332
Minor League Totals		.244	107	365	50	89	16	6	4	32	4	1	6	43-1	66	19	10	7	.353	.333



BASTARDO, ARMANDO | RIGHT-HANDED PITCHER |

BATS **Right**
THROWS **Right**
HEIGHT **6'0"**
WEIGHT **170**

BORN **7/11/94** in Cumaná, VEN
RESIDES **Cumaná, VEN**
SIGNING SCOUT **Rafael Cariel/Ronnie Blanco**
ACQUIRED **Signed as a free agent on March 13, 2012**

YEAR	CLUB	W	L	ERA	G	GS	CG	SHO	SV	IP	H	R	ER	HR	HB	BB-I	SO	WP	BK
2012	VSL Rays	1	1	3.57	13	0	0	0	2	35.1	39	20	14	2	3	8-0	23	7	0
2013	VSL Rays	2	4	4.74	16	0	0	0	1	43.2	54	25	23	6	1	18-2	27	6	1
2014	VSL Rays	0	2	2.45	18	0	0	0	10	29.1	28	13	8	1	3	5-1	28	3	1
2015	Princeton	1	3	3.18	18	0	0	0	6	22.2	24	12	8	1	1	10-0	22	4	0
2016	Bowling Green	1	2	3.53	29	0	0	0	3	66.1	65	30	26	4	4	24-0	52	10	0
2017	GCL Rays	0	0	0.00	2	1	0	0	0	3.0	1	0	0	0	0	1-0	0	0	0
Minor League Totals		5	12	3.55	96	1	0	0	22	200.1	211	100	79	14	12	66-3	152	30	2

BAYER, PETER | RIGHT-HANDED PITCHER |

BATS **Right**
THROWS **Right**
HEIGHT **6'4"**
WEIGHT **195**

BORN **3/6/94** in Santa Monica, CA
RESIDES **Parker, CO**
SIGNING SCOUT **Greg Whitworth**
ACQUIRED **Selected in the ninth round of the 2016 June Draft**

YEAR	CLUB	W	L	ERA	G	GS	CG	SHO	SV	IP	H	R	ER	HR	HB	BB-I	SO	WP	BK
2016	Princeton	2	1	0.83	10	7	0	0	0	32.2	18	4	3	1	1	3-0	45	0	0
2017	Bowling Green	2	3	4.84	25	4	0	0	1	67.0	57	37	36	5	4	48-0	95	6	0
Minor League Totals		4	4	3.52	35	11	0	0	1	99.2	75	41	39	6	5	51-0	140	6	0

BENARD, ISAAC | OUTFIELDER |

BATS **Left**
THROWS **Right**
HEIGHT **5'10"**
WEIGHT **205**

BORN **1/2/96** in Scottsdale, AZ
RESIDES **West Richland, WA**
SIGNING SCOUT **Paul Kirsch**
ACQUIRED **Selected in the 23rd round of the 2016 June Draft**

YEAR	CLUB	AVG	G	AB	R	H	2B	3B	HR	RBI	SH	SF	HB	BB-I	SO	SB	CS	GDP	SLG	OBP
2016	Princeton	.255	34	110	22	28	3	0	3	16	0	1	2	15-0	26	3	0	2	.364	.352
2017	Hudson Valley	.243	46	152	15	37	6	3	0	11	1	1	1	22-0	48	1	1	2	.322	.341
Minor League Totals		.248	80	262	37	65	9	3	3	27	1	2	3	37-0	74	4	1	4	.340	.345

BETTS, CHRIS | CATCHER |

BATS **Left**
THROWS **Right**
HEIGHT **6'2"**
WEIGHT **215**

BORN **3/10/97** in Long Beach, CA
RESIDES **Pembroke Pines, FL**
SIGNING SCOUT **Greg Whitworth**
ACQUIRED **Selected in the second round of the 2015 June Draft**

YEAR	CLUB	AVG	G	AB	R	H	2B	3B	HR	RBI	SH	SF	HB	BB-I	SO	SB	CS	GDP	SLG	OBP
2016	GCL Rays	.214	16	42	5	9	2	1	0	6	0	2	1	10-0	13	2	0	0	.310	.364
	Hudson Valley	.157	23	70	2	11	4	0	0	7	0	1	2	17-0	23	0	0	1	.214	.333
2017	GCL Rays	.429	3	7	1	3	2	0	0	1	0	0	0	1-0	1	1	0	0	.714	.500
Minor League Totals		.193	42	119	8	23	8	1	0	14	0	3	3	28-0	37	3	0	1	.277	.353



BIVENS, BLAKE | RIGHT-HANDED PITCHER |

BATS **Right**
THROWS **Right**
HEIGHT **6'1"**
WEIGHT **195**

BORN **8/11/95** in Danville, VA
RESIDES **Sutherland, VA**
SIGNING SCOUT **Lou Wieben**
ACQUIRED **Selected in the fourth round of the 2014 June Draft**

YEAR	CLUB	W	L	ERA	G	GS	CG	SHO	SV	IP	H	R	ER	HR	HB	BB-I	SO	WP	BK
2014	GCL Rays	0	1	4.05	8	4	0	0	0	20.0	23	10	9	0	3	10-0	16	1	0
2015	Princeton	6	0	2.78	11	11	0	0	0	55.0	53	23	17	4	7	18-0	43	4	0
2016	Charlotte	0	0	6.35	2	0	0	0	0	5.2	13	6	4	0	1	0-0	6	1	0
	Bowling Green	8	4	2.52	16	16	0	0	0	93.0	75	30	26	3	3	34-0	96	2	0
2017	Charlotte	2	3	3.78	10	10	0	0	0	52.1	58	28	22	4	3	17-1	46	1	0
	GCL Rays	0	0	1.29	2	2	0	0	0	7.0	5	2	1	0	0	0-0	7	1	0
Minor League Totals		16	8	3.05	49	43	0	0	0	233.0	227	99	79	11	17	79-1	214	10	0

BOLDT, RYAN | OUTFIELDER |

BATS **Left**
THROWS **Right**
HEIGHT **6'2"**
WEIGHT **210**

BORN **11/22/94** in Red Wing, MN
RESIDES **Pompano Beach, FL**
SIGNING SCOUT **Matt Alison**
ACQUIRED **Selected in the second round of the 2016 June Draft**

2017 Selected to the Florida State League postseason All-Star Team...ranked 3rd in the FSL with a .295 avg. and 4th with 130 hits...finished 9th among Rays minor leaguers in avg. and 3rd with 23 SB...led the Stone Crabs in hits, stolen bases and total bases (179)...ranked by *Baseball America* as the No. 18 prospect in the Rays system following the season. **PERSONAL** Became the highest drafted player out of the University of Nebraska since Joba Chamberlain (Yankees, 2006) and their highest-drafted position player since Alex Gordon (Royals, 2005)...played for head coach Darin Erstad, the No. 1 overall pick in 1995, at Nebraska...threw left-handed until age 11, when he fractured his left elbow throwing a ball in from the outfield...previously selected by the Red Sox in the 22nd round of the 2013 June Draft.

YEAR	CLUB	AVG	G	AB	R	H	2B	3B	HR	RBI	SH	SF	HB	BB-I	SO	SB	CS	GDP	SLG	OBP
2016	Hudson Valley	.218	43	170	17	37	5	1	1	15	0	1	5	10-0	24	8	9	1	.276	.280
2017	Charlotte	.295	120	440	60	130	22	6	5	62	2	6	7	39-1	89	23	6	8	.407	.358
Minor League Totals		.274	163	610	77	167	27	7	6	77	2	7	12	49-1	113	31	15	9	.370	.336

BOLIVAR, ROIMER | OUTFIELDER |

BATS **Right**
THROWS **Right**
HEIGHT **6'1"**
WEIGHT **175**

BORN **12/10/99** in Caucagua, VEN
RESIDES **Caucagua, VEN**
SIGNING SCOUT **Marlon Roche/Ronnie Blanco**
ACQUIRED **Signed as a free agent on July 2, 2016**

YEAR	CLUB	AVG	G	AB	R	H	2B	3B	HR	RBI	SH	SF	HB	BB-I	SO	SB	CS	GDP	SLG	OBP
2017	DSL Rays 1	.184	57	179	18	33	3	1	1	15	2	1	5	21-0	56	11	8	2	.229	.286

BRASHEARS, TYLER | RIGHT-HANDED PITCHER |

BATS **Left**
THROWS **Right**
HEIGHT **6'2"**
WEIGHT **160**

BORN **2/24/94** in Torrance, CA
RESIDES **Lake Forest, CA**
SIGNING SCOUT **Casey Onaga**
ACQUIRED **Selected in the 14th round of the 2015 June Draft**

YEAR	CLUB	W	L	ERA	G	GS	CG	SHO	SV	IP	H	R	ER	HR	HB	BB-I	SO	WP	BK
2015	GCL Rays	0	0	5.40	3	0	0	0	0	3.1	5	3	2	0	0	1-0	3	0	0
	Hudson Valley	1	1	1.17	7	0	0	0	1	15.1	8	3	2	0	1	1-0	12	2	0
2016	Bowling Green	6	1	3.00	30	4	0	0	4	72.0	67	25	24	2	2	27-2	59	6	0
2017	Charlotte	3	4	7.33	16	7	1	0	0	46.2	58	39	38	4	8	22-0	37	5	1
	Montgomery	2	2	5.84	11	6	0	0	0	37.0	40	27	24	6	4	24-0	24	4	0
Minor League Totals		12	8	4.65	67	17	1	0	5	174.1	178	97	90	12	15	75-2	135	17	1



BRIDGMAN, JUSTIN | INFILDER |

BATS **Right**
THROWS **Right**
HEIGHT **5'11"**
WEIGHT **175**

BORN **6/20/95** in Reno, NV
RESIDES **Reno, NV**
SIGNING SCOUT **Alan Hull**
ACQUIRED **Selected in the 28th round of the 2017 June Draft**

YEAR	CLUB	AVG	G	AB	R	H	2B	3B	HR	RBI	SH	SF	HB	BB-I	SO	SB	CS	GDP	SLG	OBP
2017	Princeton	.301	42	163	21	49	5	0	1	18	1	1	3	11-0	17	11	2	3	.350	.354
	Hudson Valley	.286	6	21	2	6	0	0	0	0	0	0	0	1-0	5	1	0	0	.286	.318
Minor League Totals		.299	48	184	23	55	5	0	1	18	1	1	3	12-0	22	12	2	3	.342	.350

BRITO, RAIDER | OUTFIELDER |

BATS **Right**
THROWS **Right**
HEIGHT **6'1"**
WEIGHT **165**

BORN **5/17/99** in Santa Rita, VEN
RESIDES **Santa Rita, VEN**
SIGNING SCOUT **Euclides Vargas/Ronnie Blanco**
ACQUIRED **Signed as a free agent on July 2, 2015**

YEAR	CLUB	AVG	G	AB	R	H	2B	3B	HR	RBI	SH	SF	HB	BB-I	SO	SB	CS	GDP	SLG	OBP
2016	DSL Rays 2	.215	36	121	12	26	1	2	0	6	1	1	1	14-0	25	8	8	0	.256	.299
2017	DSL Rays 1	.225	67	249	21	56	12	1	3	24	0	1	3	14-0	46	19	4	2	.317	.273
Minor League Totals		.222	103	370	33	82	13	3	3	30	1	2	4	28-0	71	27	12	2	.297	.282

BRITO, SANDY | RIGHT-HANDED PITCHER |

BATS **Right**
THROWS **Right**
HEIGHT **6'1"**
WEIGHT **170**

BORN **7/19/96** in Sabana Grande de Boya, DR
RESIDES **Sabana Grande de Boya, DR**
SIGNING SCOUT **Carlos Batista/Daniel Santana**
ACQUIRED **Signed as a free agent on December 16, 2013**

YEAR	CLUB	W	L	ERA	G	GS	CG	SHO	SV	IP	H	R	ER	HR	HB	BB-I	SO	WP	BK
2014	DSL Rays	1	4	4.35	12	0	0	0	0	20.2	12	18	10	0	1	20-0	28	9	0
2015	GCL Rays	0	2	5.30	15	5	0	0	0	18.2	5	17	11	0	5	27-0	19	14	0
2016	Princeton	3	0	4.00	15	0	0	0	0	27.0	17	12	12	3	2	13-0	27	6	0
2017										Injured-Did Not Pitch									
Minor League Totals		4	6	4.48	42	5	0	0	0	66.1	34	47	33	3	8	60-0	74	29	0

BROSSEAU, MICHAEL | INFILDER |

BATS **Right**
THROWS **Right**
HEIGHT **5'9"**
WEIGHT **180**

BORN **3/15/94** in Munster, IN
RESIDES **Portage, IN**
SIGNING SCOUT **James Bonnici**
ACQUIRED **Signed as a non-drafted free agent on June 14, 2016**

YEAR	CLUB	AVG	G	AB	R	H	2B	3B	HR	RBI	SH	SF	HB	BB-I	SO	SB	CS	GDP	SLG	OBP
2016	GCL Rays	.319	35	113	20	36	12	1	0	21	3	3	8	15-2	19	7	3	5	.442	.424
2017	Bowling Green	.318	80	302	50	96	21	2	6	32	3	1	12	26-0	48	5	7	9	.460	.393
	Charlotte	.333	19	69	13	23	3	0	1	10	0	0	6	5-0	15	4	3	2	.420	.425
Minor League Totals		.320	134	484	83	155	36	3	7	63	6	4	26	46-2	82	16	13	16	.450	.405



BROWN, BRYCE | OUTFIELDER |

BATS **Right**
THROWS **Right**
HEIGHT **6'0"**
WEIGHT **180**

BORN **7/23/96** in Baton Rouge, LA
RESIDES **Walker, LA**
SIGNING SCOUT **Rickey Drexler**
ACQUIRED **Selected in the 15th round of the 2017 June Draft**

YEAR	CLUB	AVG	G	AB	R	H	2B	3B	HR	RBI	SH	SF	HB	BB-I	SO	SB	CS	GDP	SLG	OBP
2017	Princeton	.239	51	184	21	44	3	1	0	21	2	2	10	17-0	53	14	5	2	.266	.333

BRUJÁN, VIDAL | INFIELDER |

BATS **Switch**
THROWS **Right**
HEIGHT **5'10"**
WEIGHT **150**

BORN **2/9/98** in San Pedro de Macoris, DR
RESIDES **San Pedro de Macoris, DR**
SIGNING SCOUT **Daniel Santana**
ACQUIRED **Signed as a free agent on October 17, 2014**

2017 Named Most Valuable Player for Short-A Hudson Valley by the Rays Baseball Operations department...ranked among New York-Penn League leaders in hits (74, 1st), runs (51, 1st), total bases (108, 1st), avg. (.285, 9th), on-base pct. (.378, 5th) and stolen bases (16, 5th)...selected to the NYPL midseason All-Star Team...ranked by *Baseball America* as the No. 20 prospect in the Rays system and No. 5 prospect in the NYPL following the season.

YEAR	CLUB	AVG	G	AB	R	H	2B	3B	HR	RBI	SH	SF	HB	BB-I	SO	SB	CS	GDP	SLG	OBP
2015	DSL Rays	.301	60	226	48	68	9	4	2	20	2	1	5	38-0	16	22	12	1	.403	.411
2016	GCL Rays	.282	49	202	41	57	12	5	1	8	1	0	5	14-1	15	8	5	1	.406	.344
	Hudson Valley	.000	2	8	1	0	0	0	0	0	0	0	0	1-0	1	2	0	1	.000	.111
2017	Hudson Valley	.285	67	260	51	74	15	5	3	20	3	0	5	34-0	36	16	8	5	.415	.378
Minor League Totals		.286	178	696	141	199	36	14	6	48	6	1	15	87-1	68	48	25	8	.404	.377

BURKE, BROCK | LEFT-HANDED PITCHER |

BATS **Left**
THROWS **Left**
HEIGHT **6'4"**
WEIGHT **180**

BORN **8/4/96** in Chicago, IL
RESIDES **Evergreen, CO**
SIGNING SCOUT **Ryan Henderson**
ACQUIRED **Selected in the third round of the 2014 June Draft**

YEAR	CLUB	W	L	ERA	G	GS	CG	SHO	SV	IP	H	R	ER	HR	HB	BB-I	SO	WP	BK
2014	GCL Rays	0	3	10.80	8	5	0	0	0	13.1	16	20	16	1	2	12-0	12	4	0
2015	Princeton	4	2	3.42	11	11	0	0	0	52.2	54	22	20	3	0	11-0	35	3	0
2016	Hudson Valley	3	3	3.39	13	13	0	0	0	61.0	53	25	23	1	5	29-0	61	10	0
2017	Bowling Green	6	0	1.10	10	10	0	0	0	57.1	37	9	7	0	0	20-0	59	3	0
	Charlotte	5	6	4.64	13	13	0	0	0	66.0	75	43	34	6	5	16-0	49	2	0
Minor League Totals		18	14	3.60	55	52	0	0	0	250.1	235	119	100	11	12	88-0	216	22	0

BUSFIELD, JOHN (J.D.) | RIGHT-HANDED PITCHER |

BATS **Right**
THROWS **Right**
HEIGHT **6'7"**
WEIGHT **230**

BORN **5/5/95** in Los Angeles, CA
RESIDES **Valencia, CA**
SIGNING SCOUT **Greg Whitworth**
ACQUIRED **Selected in the seventh round of the 2016 June Draft**

YEAR	CLUB	W	L	ERA	G	GS	CG	SHO	SV	IP	H	R	ER	HR	HB	BB-I	SO	WP	BK
2016	Hudson Valley	4	1	1.53	15	0	0	0	2	35.1	28	7	6	1	2	6-1	22	2	0
2017	Bowling Green	5	8	3.38	22	19	1	0	0	109.1	111	54	41	12	5	20-1	76	5	0
Minor League Totals		9	9	2.92	37	19	1	0	2	144.2	139	61	47	13	7	26-2	98	7	0



BYRD, VINCENT | INFIELDER |

BATS Right
THROWS Right
HEIGHT 6'7"
WEIGHT 165

BORN 10/8/97 in Long Beach, CA
RESIDES Long Beach, CA
SIGNING SCOUT Greg Whitworth
ACQUIRED Selected in the 14th round of the 2017 June Draft

YEAR	CLUB	AVG	G	AB	R	H	2B	3B	HR	RBI	SH	SF	HB	BB-I	SO	SB	CS	GDP	SLG	OBP
2017	GCL Rays	.257	34	113	10	29	7	0	1	19	0	4	2	14-1	52	2	0	2	.345	.338

CABRERA, ELEARDO | OUTFIELDER |

BATS Left
THROWS Right
HEIGHT 5'10"
WEIGHT 180

BORN 11/8/95 in Guarenas, VEN
RESIDES Guarenas, VEN
SIGNING SCOUT Juan Castillo/Ronnie Blanco
ACQUIRED Signed as a free agent on August 6, 2013

YEAR	CLUB	AVG	G	AB	R	H	2B	3B	HR	RBI	SH	SF	HB	BB-I	SO	SB	CS	GDP	SLG	OBP
2014	VSL Rays	.234	31	107	14	25	6	3	0	6	0	1	7	11-0	29	0	2	2	.346	.341
2015	VSL Rays	.295	51	156	33	46	13	2	4	30	1	2	14	39-0	39	3	7	0	.481	.469
2016	Princeton	.311	60	238	44	74	12	2	7	36	1	4	10	17-0	73	8	4	3	.466	.375
2017	Bowling Green	.247	80	279	28	69	11	5	1	24	5	3	14	21-0	81	4	7	8	.333	.328
Minor League Totals		.274	222	780	119	214	42	12	12	96	7	10	45	88-0	222	15	20	13	.405	.376

CABRERA, GÉNESIS | LEFT-HANDED PITCHER |

BATS Left
THROWS Left
HEIGHT 6'0"
WEIGHT 155

BORN 10/10/96 in Santo Domingo, DR
RESIDES Santo Domingo, DR
SIGNING SCOUT Carlos Batista/Daniel Santana
ACQUIRED Signed as a free agent on November 1, 2013

2017 Finished 7th among Rays minor leaguers with a 3.22 ERA...ranked by *Baseball America* as the No. 14 prospect in the Rays system following the season. **2016** Selected to the Midwest League midseason All-Star Team...led the MWL with 11 wins and tied for 1st with 2 CG.

YEAR	CLUB	W	L	ERA	G	GS	CG	SHO	SV	IP	H	R	ER	HR	HB	BB-I	SO	WP	BK
2014	DSL Rays	2	1	2.45	14	1	0	0	0	29.1	20	9	8	0	0	3-0	26	3	0
2015	Princeton	0	0	3.18	5	2	0	0	0	17.0	16	6	6	0	2	4-0	19	1	0
2016	Bowling Green	11	5	3.88	23	22	2	0	0	116.0	110	58	50	9	5	48-0	96	6	2
2017	Charlotte	4	5	2.84	13	12	0	0	0	69.2	45	25	22	3	3	25-0	60	8	0
	Montgomery	5	4	3.62	12	12	0	0	0	64.2	75	32	26	6	3	27-0	51	5	1
Minor League Totals		22	15	3.40	67	49	2	0	0	296.2	266	130	112	18	13	107-0	252	23	3

CALMES, NIGEL | CATCHER |

BATS Right
THROWS Right
HEIGHT 6'1"
WEIGHT 175

BORN 9/21/99 in Paradera, Aruba
RESIDES Oranjestad, Aruba
SIGNING SCOUT Chairon Isenia/Steve Miller/Daniel Santana
ACQUIRED Signed as a free agent on December 27, 2017

CAMPBELL, PAUL | RIGHT-HANDED PITCHER |

BATS Left
THROWS Right
HEIGHT 6'0"
WEIGHT 190

BORN 7/26/95 in Malden, MA
RESIDES Revere, MA
SIGNING SCOUT Joe Hastings
ACQUIRED Selected in the 21st round of the 2017 June Draft

YEAR	CLUB	W	L	ERA	G	GS	CG	SHO	SV	IP	H	R	ER	HR	HB	BB-I	SO	WP	BK
2017	GCL Rays	1	0	2.29	9	1	0	0	1	19.2	16	6	5	1	1	6-0	19	0	1



CASILLA, MARQUITO | RIGHT-HANDED PITCHER |

BATS **Right**
THROWS **Right**
HEIGHT **6'2"**
WEIGHT **180**

BORN **11/12/99** in San Pedro de Marcoris, DR
RESIDES **San Pedro de Marcoris, DR**
SIGNING SCOUT **Daniel Santana**
ACQUIRED **Signed as a free agent on December 2, 2016**

YEAR	CLUB	W	L	ERA	G	GS	CG	SHO	SV	IP	H	R	ER	HR	HB	BB-I	SO	WP	BK
2017	DSL Rays 1	0	1	12.15	12	0	0	0	0	13.1	12	22	18	0	5	24-1	12	14	0

CEDEÑO, JHOANBERT | RIGHT-HANDED PITCHER |

BATS **Right**
THROWS **Right**
HEIGHT **6'6"**
WEIGHT **170**

BORN **2/12/98** in Valencia, VEN
RESIDES **Valencia, VEN**
SIGNING SCOUT **William Bergolla/Ronnie Blanco**
ACQUIRED **Signed as a free agent on August 8, 2014**

YEAR	CLUB	W	L	ERA	G	GS	CG	SHO	SV	IP	H	R	ER	HR	HB	BB-I	SO	WP	BK
2015	VSL Rays	2	2	3.06	17	0	0	0	1	35.1	33	19	12	0	3	20-0	31	8	0
2016	DSL Rays 1	1	2	0.94	16	0	0	0	3	28.2	14	7	3	0	3	22-3	28	9	0
2017	DSL Rays 1	3	5	3.26	18	0	0	0	5	30.1	30	13	11	1	1	13-1	30	8	0
Minor League Totals		6	9	2.48	51	0	0	0	9	94.1	77	39	26	1	7	55-4	89	25	0

CERVANTES, VICTOR | OUTFIELDER |

BATS **Right**
THROWS **Right**
HEIGHT **6'0"**
WEIGHT **180**

BORN **4/6/99** in Los Mochis, MEX
RESIDES **Los Mochis, MEX**
SIGNING SCOUT **Eddie Diaz**
ACQUIRED **Signed as a free agent on August 17, 2015**

YEAR	CLUB	AVG	G	AB	R	H	2B	3B	HR	RBI	SH	SF	HB	BB-I	SO	SB	CS	GDP	SLG	OBP
2016	DSL Rays 2	.281	10	32	1	9	3	0	0	5	0	0	0	2-0	5	0	0	0	.375	.324
	DSL Rays 1	.163	33	104	8	17	3	1	0	9	1	1	1	4-0	25	1	1	2	.212	.200
2017										Did Not Play										
Minor League Totals		.191	43	136	9	26	6	1	0	14	1	1	1	6-0	30	1	1	2	.250	.229

CHARPIE, TREVOR | RIGHT-HANDED PITCHER |

BATS **Right**
THROWS **Right**
HEIGHT **6'1"**
WEIGHT **195**

BORN **12/30/93** in Orange, CA
RESIDES **Anaheim Hills, CA**
SIGNING SCOUT **Alan Hull**
ACQUIRED **Signed as a non-drafted free agent on June 23, 2017**

YEAR	CLUB	W	L	ERA	G	GS	CG	SHO	SV	IP	H	R	ER	HR	HB	BB-I	SO	WP	BK
2017	GCL Rays	5	1	1.67	14	0	0	0	1	27.0	17	8	5	0	3	6-0	27	6	0

CHESTER, CARL | OUTFIELDER |

BATS **Right**
THROWS **Right**
HEIGHT **6'0"**
WEIGHT **200**

BORN **12/12/95** in Longwood, FL
RESIDES **Longwood, FL**
SIGNING SCOUT **Victor Rodriguez**
ACQUIRED **Selected in the 12th round of the 2017 June Draft**

YEAR	CLUB	AVG	G	AB	R	H	2B	3B	HR	RBI	SH	SF	HB	BB-I	SO	SB	CS	GDP	SLG	OBP
2017	Princeton	.345	29	119	36	41	6	4	0	12	0	1	5	20-0	12	8	4	0	.462	.455
	Hudson Valley	.293	39	147	26	43	7	2	0	17	0	1	3	12-0	31	8	2	5	.367	.356
Minor League Totals		.316	68	266	62	84	13	6	0	29	0	2	8	32-0	43	16	6	5	.410	.403



CHEVEZ, FREDDVIL | INFIELDER |

BATS **Right**
THROWS **Right**
HEIGHT **6'4"**
WEIGHT **200**

BORN **3/13/00** in Masaya, NIC
RESIDES **Masaya, NIC**
SIGNING SCOUT **Daniel Santana**
ACQUIRED **Signed as a free agent on February 16, 2017**

YEAR	CLUB	AVG	G	AB	R	H	2B	3B	HR	RBI	SH	SF	HB	BB-I	SO	SB	CS	GDP	SLG	OBP
2017	DSL Rays 2	.221	61	217	27	48	11	1	3	32	0	3	5	25-0	51	3	1	3	.323	.312

CORDERO, DAURY | RIGHT-HANDED PITCHER |

BATS **Right**
THROWS **Right**
HEIGHT **6'3"**
WEIGHT **180**

BORN **7/18/99** in San Cristobal, DR
RESIDES **San Cristobal, DR**
SIGNING SCOUT **Daniel Santana**
ACQUIRED **Signed as a free agent on February 18, 2016**

YEAR	CLUB	W	L	ERA	G	GS	CG	SHO	SV	IP	H	R	ER	HR	HB	BB-I	SO	WP	BK
2016	DSL Rays 1	2	0	6.56	13	0	0	0	2	23.1	29	17	17	3	1	9-0	21	6	0
2017	DSL Rays 2	2	0	5.06	9	2	0	0	0	16.0	19	9	9	0	0	8-0	9	2	0
Minor League Totals		4	0	5.95	22	2	0	0	2	39.1	48	26	26	3	1	17-0	30	8	0

CUEVAS, JOHAN | RIGHT-HANDED PITCHER |

BATS **Right**
THROWS **Right**
HEIGHT **6'2"**
WEIGHT **180**

BORN **5/8/00** in San Cristobal, DR
RESIDES **San Cristobal, DR**
SIGNING SCOUT **Daniel Santana**
ACQUIRED **Signed as a free agent on June 13, 2017**

YEAR	CLUB	W	L	ERA	G	GS	CG	SHO	SV	IP	H	R	ER	HR	HB	BB-I	SO	WP	BK
2017	DSL Rays 1	1	0	1.86	6	0	0	0	0	9.2	5	3	2	0	2	2-0	5	2	0

DACOSTA, FRANKLIN | LEFT-HANDED PITCHER |

BATS **Left**
THROWS **Left**
HEIGHT **5'11"**
WEIGHT **160**

BORN **7/18/99** in La Guaira, VEN
RESIDES **La Guaira, VEN**
SIGNING SCOUT **Juan Castillo/Marlon Roche/Ronnie Blanco**
ACQUIRED **Signed as a free agent on October 31, 2016**

YEAR	CLUB	W	L	ERA	G	GS	CG	SHO	SV	IP	H	R	ER	HR	HB	BB-I	SO	WP	BK
2017	DSL Rays 1	0	2	4.13	14	3	0	0	0	32.2	27	18	15	0	3	14-0	27	8	0

DAVIS, DEVIN | INFIELDER |

BATS **Right**
THROWS **Right**
HEIGHT **6'3"**
WEIGHT **205**

BORN **2/14/97** in Valencia, CA
RESIDES **Saugus, CA**
SIGNING SCOUT **Greg Whitworth**
ACQUIRED **Selected in the 25th round of the 2015 June Draft**

YEAR	CLUB	AVG	G	AB	R	H	2B	3B	HR	RBI	SH	SF	HB	BB-I	SO	SB	CS	GDP	SLG	OBP
2015	GCL Rays	.261	36	115	13	30	3	0	2	5	0	0	4	16-0	32	2	0	1	.339	.370
2016	Princeton	.238	25	84	17	20	6	1	1	10	0	2	4	6-0	25	0	0	1	.369	.313
2017	Princeton	.294	54	218	34	64	20	1	10	47	0	3	2	27-3	48	2	1	6	.532	.372
Minor League Totals		.273	115	417	64	114	29	2	13	62	0	5	10	49-3	105	4	1	8	.446	.360



DAY, TYLER | RIGHT-HANDED PITCHER |

BATS **Right**
THROWS **Right**
HEIGHT **6'1"**
WEIGHT **185**

BORN **1/22/94** in Fort Collins, CO
RESIDES **Prosper, TX**
SIGNING SCOUT **Ryan Henderson**
ACQUIRED **Selected in the 19th round of the 2017 June Draft**

YEAR	CLUB	W	L	ERA	G	GS	CG	SHO	SV	IP	H	R	ER	HR	HB	BB-I	SO	WP	BK
2017	Princeton	4	2	2.38	15	0	0	0	1	34.0	26	9	9	4	2	12-3	25	2	0

DE LA CALLE, DANNY | CATCHER |

BATS **Right**
THROWS **Right**
HEIGHT **6'3"**
WEIGHT **220**

BORN **9/18/92** in Holguín, Cuba
RESIDES **Miami, FL**
SIGNING SCOUT **Milt Hill**
ACQUIRED **Selected in the ninth round of the 2015 June Draft**

YEAR	CLUB	AVG	G	AB	R	H	2B	3B	HR	RBI	SH	SF	HB	BB-I	SO	SB	CS	GDP	SLG	OBP
2015	Hudson Valley	.164	34	128	14	21	7	1	1	9	0	0	3	3-0	45	0	0	8	.258	.201
2016	Bowling Green	.238	6	21	3	5	1	0	0	6	0	0	0	3-0	10	0	0	0	.286	.333
	Hudson Valley	.205	43	151	11	31	7	1	0	12	1	2	3	8-0	60	0	2	2	.265	.256
2017	Bowling Green	.239	20	67	9	16	5	0	1	13	0	2	1	3-0	21	0	0	1	.358	.274
Minor League Totals		.199	103	367	37	73	20	2	2	40	1	4	7	17-0	136	0	2	11	.281	.246

DE LOS SANTOS, JOSÉ | RIGHT-HANDED PITCHER |

BATS **Right**
THROWS **Right**
HEIGHT **6'0"**
WEIGHT **175**

BORN **9/19/99** in San Pedro de Macoris, DR
RESIDES **San Pedro de Macoris, DR**
SIGNING SCOUT **Daniel Santana**
ACQUIRED **Signed as a free agent on July 2, 2016**

YEAR	CLUB	W	L	ERA	G	GS	CG	SHO	SV	IP	H	R	ER	HR	HB	BB-I	SO	WP	BK
2017																			

Injured—Did Not Pitch

DEL PALACIO, JOSÉ | OUTFIELDER |

BATS **Left**
THROWS **Right**
HEIGHT **6'0"**
WEIGHT **185**

BORN **10/14/98** in Tijuana, MEX
RESIDES **Tijuana, MEX**
SIGNING SCOUT **Eddie Diaz**
ACQUIRED **Signed as a free agent on August 17, 2015**

YEAR	CLUB	AVG	G	AB	R	H	2B	3B	HR	RBI	SH	SF	HB	BB-I	SO	SB	CS	GDP	SLG	OBP
2016	DSL Rays 1	.222	5	18	0	4	0	0	0	0	0	0	0	1-0	4	0	0	0	.222	.263
	DSL Rays 2	.222	51	189	24	42	9	2	2	14	0	1	2	14-0	59	0	3	4	.323	.282
2017	DSL Rays 1	.188	52	176	18	33	6	1	2	20	1	2	5	15-0	60	3	1	3	.267	.268
Minor League Totals		.206	108	383	42	79	15	3	4	34	1	3	7	30-0	123	3	4	7	.292	.274

DÍAZ, PEDRO | OUTFIELDER |

BATS **Right**
THROWS **Right**
HEIGHT **6'2"**
WEIGHT **190**

BORN **1/9/99** in Santo Domingo Este, DR
RESIDES **Santo Domingo Este, DR**
SIGNING SCOUT **Daniel Santana**
ACQUIRED **Signed as a free agent on July 2, 2015**

YEAR	CLUB	AVG	G	AB	R	H	2B	3B	HR	RBI	SH	SF	HB	BB-I	SO	SB	CS	GDP	SLG	OBP
2016	DSL Rays 1	.349	18	63	7	22	4	0	2	12	0	2	3	7-0	19	1	3	0	.508	.427
2017	GCL Rays	.177	48	158	18	28	5	0	5	14	1	0	10	7-0	50	8	4	4	.304	.257
Minor League Totals		.226	66	221	25	50	9	0	7	26	1	2	13	14-0	69	9	7	4	.362	.308



DISLA, JOSÉ | RIGHT-HANDED PITCHER |

BATS **Right**
THROWS **Right**
HEIGHT **6'2"**
WEIGHT **165**

BORN **3/11/96** in San Francisco de Macoris, DR
RESIDES **San Francisco de Macoris, DR**
SIGNING SCOUT **Daniel Santana**
ACQUIRED **Signed as a free agent on March 15, 2013**

YEAR	CLUB	W	L	ERA	G	GS	CG	SHO	SV	IP	H	R	ER	HR	HB	BB-I	SO	WP	BK
2013	DSL Rays	1	1	4.97	6	0	0	0	0	12.2	12	7	7	1	0	4-0	14	1	0
2014	DSL Rays	0	3	4.05	14	14	0	0	0	46.2	43	25	21	1	3	29-0	41	14	0
2015	GCL Rays	1	5	5.44	12	8	0	0	0	41.1	46	29	25	0	2	21-0	26	6	0
2016	Princeton	0	2	4.94	8	7	0	0	0	27.1	24	15	15	3	0	12-0	26	5	1
2017	Hudson Valley	0	1	5.17	10	0	0	0	1	15.2	16	9	9	2	0	7-0	7	2	0
	Princeton	1	0	7.36	6	0	0	0	0	11.0	15	9	9	3	0	7-0	6	2	0
Minor League Totals		3	12	5.00	56	29	0	0	1	154.2	156	94	86	10	5	80-0	120	30	1

DURAN, LUÍS | RIGHT-HANDED PITCHER |

BATS **Right**
THROWS **Right**
HEIGHT **6'1"**
WEIGHT **160**

BORN **3/4/00** in Santo Domingo, DR
RESIDES **Santo Domingo, DR**
SIGNING SCOUT **Daniel Santana**
ACQUIRED **Signed as a free agent on October 28, 2016**

YEAR	CLUB	W	L	ERA	G	GS	CG	SHO	SV	IP	H	R	ER	HR	HB	BB-I	SO	WP	BK
2017	DSL Rays 2	3	2	5.14	17	0	0	0	0	28.0	39	19	16	2	3	11-0	17	6	2

ESPINAL, YOEL | RIGHT-HANDED PITCHER |

BATS **Right**
THROWS **Right**
HEIGHT **6'2"**
WEIGHT **200**

BORN **11/7/92** in Santiago Rodriguez, DR
RESIDES **Scotrun, PA**
SIGNING SCOUT **Carlos Santana/Ramon Perez/Miguel Garcia (Tigers)**
ACQUIRED **Selected from New York-AL in the Triple-A phase of the 2015 Rule 5 Draft**

YEAR	CLUB	W	L	ERA	G	GS	CG	SHO	SV	IP	H	R	ER	HR	HB	BB-I	SO	WP	BK
2011	DSL Tigers	3	3	2.79	12	12	0	0	0	48.1	29	18	15	1	6	29-0	51	10	1
2012	GCL Tigers	1	1	6.89	13	0	0	0	0	31.1	25	25	24	3	9	24-0	26	9	2
2013										Did Not Pitch									
2014										Did Not Pitch									
2015	Charleston	3	1	2.79	17	0	0	0	0	29.0	20	11	9	1	1	23-0	36	10	2
	Staten Island	1	5	8.54	14	8	0	0	0	39.0	40	37	37	4	9	32-0	33	9	0
2016	Charlotte	0	0	2.70	2	0	0	0	0	3.1	3	1	1	1	1	1-0	3	1	0
	Bowling Green	5	0	1.84	26	1	0	0	4	58.2	32	16	12	3	3	41-2	71	12	1
2017	Charlotte	0	0	0.00	4	0	0	0	0	6.0	1	0	0	0	0	4-0	7	0	0
	Durham	2	1	5.96	12	2	0	0	0	22.2	16	16	15	2	5	23-0	28	5	1
	Montgomery	1	3	9.00	15	2	0	0	1	21.0	16	23	21	2	8	23-0	26	8	1
	GCL Rays	1	0	0.00	7	1	0	0	1	11.0	6	1	0	0	1	5-0	14	1	0
Minor League Totals		17	14	4.46	122	26	0	0	6	270.1	188	148	134	17	43	205-2	295	65	8



FELIPE, ÁNGEL | RIGHT-HANDED PITCHER |

BATS **Right**
 THROWS **Right**
 HEIGHT **6'5"**
 WEIGHT **190**

BORN **8/30/97** in **Villa Mella, DR**
 RESIDES **Bani, DR**
 SIGNING SCOUT **Miguel Richardson/Daniel Santana**
 ACQUIRED **Signed as a free agent on June 15, 2015**

YEAR	CLUB	W	L	ERA	G	GS	CG	SHO	SV	IP	H	R	ER	HR	HB	BB-I	SO	WP	BK
2015	DSL Rays	1	2	8.68	7	0	0	0	0	9.1	4	10	9	0	1	13-0	6	12	2
2016	DSL Rays 1	1	3	4.15	13	6	0	0	1	26.0	23	19	12	0	3	21-0	18	14	0
2017	GCL Rays	0	2	14.25	10	0	0	0	1	12.0	19	19	19	1	2	18-0	14	6	1
Minor League Totals		2	7	7.61	30	6	0	0	2	47.1	46	48	40	1	6	52-0	38	32	3

FERNÁNDEZ, CHRISTIAN | RIGHT-HANDED PITCHER |

BATS **Right**
 THROWS **Right**
 HEIGHT **6'2"**
 WEIGHT **170**

BORN **8/11/99** in **Cabimas, VEN**
 RESIDES **Cabimas, VEN**
 SIGNING SCOUT **William Bergolla/Marlon Roche/Ronnie Blanco**
 ACQUIRED **Signed as a free agent on March 23, 2016**

YEAR	CLUB	W	L	ERA	G	GS	CG	SHO	SV	IP	H	R	ER	HR	HB	BB-I	SO	WP	BK
2016	DSL Rays 2	1	3	4.84	16	0	0	0	1	35.1	30	20	19	3	4	21-0	34	4	0
2017	DSL Rays 1	0	5	3.41	14	14	0	0	0	60.2	45	33	23	2	9	24-0	52	5	0
Minor League Totals		1	8	3.94	30	14	0	0	1	96.0	75	53	42	5	13	45-0	86	9	0

FIGUERO, ALBERTO | INFIELDER |

BATS **Switch**
 THROWS **Right**
 HEIGHT **5'8"**
 WEIGHT **145**

BORN **4/24/00** in **Azua, DR**
 RESIDES **Azua, DR**
 SIGNING SCOUT **Daniel Santana**
 ACQUIRED **Signed as a free agent on July 3, 2017**

FLEMING, JOSH | LEFT-HANDED PITCHER |

BATS **Left**
 THROWS **Left**
 HEIGHT **6'2"**
 WEIGHT **190**

BORN **5/18/96** in **Bridgeton, MO**
 RESIDES **Columbia, IL**
 SIGNING SCOUT **Matt Alison**
 ACQUIRED **Selected in the fifth round of the 2017 June Draft**

YEAR	CLUB	W	L	ERA	G	GS	CG	SHO	SV	IP	H	R	ER	HR	HB	BB-I	SO	WP	BK
2017	Princeton	1	2	5.40	12	9	0	0	0	35.0	42	23	21	5	0	7-0	26	1	0



FOX, LUCIUS | INFIELDER |

BATS **Switch**
 THROWS **Right**
 HEIGHT **6'1"**
 WEIGHT **175**

BORN **7/2/97** in Nassau, Bahamas
 RESIDES **Nassau, Bahamas**
 ACQUIRED **Via trade from San Francisco on August 1, 2016 (see page 273)**

2017 Named Best Baserunner by the Rays Baseball Operations department...finished 2nd among Rays minor leaguers with 30 SB...played for the World team in the Futures Game in July at Marlins Park...ranked by *Baseball America* as the No. 7 prospect in the Rays system following the season...the publication also tabbed him as the Fastest Baserunner in the organization and Best Baserunner in the MWL in its Best Tools survey. **PERSONAL** Played high school baseball in Florida and moved back to the Bahamas before signing with the Giants as an international free agent in July 2015...was ranked by MLB.com as the No. 3 international prospect in the 2015 class.

YEAR	CLUB	AVG	G	AB	R	H	2B	3B	HR	RBI	SH	SF	HB	BB-I	SO	SB	CS	GDP	SLG	OBP
2016	Augusta	.207	75	285	46	59	6	4	2	16	3	2	4	37-0	76	25	7	0	.277	.305
2017	Bowling Green	.278	77	302	45	84	13	3	2	27	2	1	7	33-0	80	27	10	9	.361	.362
	Charlotte	.235	30	115	19	27	3	0	1	12	0	1	3	12-0	33	3	3	1	.287	.321
Minor League Totals		.242	182	702	110	170	22	7	5	55	5	4	14	82-0	189	55	20	10	.315	.332

FRALEY, JAKE | OUTFIELDER |

BATS **Left**
 THROWS **Left**
 HEIGHT **6'0"**
 WEIGHT **195**

BORN **5/25/95** in Frederick, MD
 RESIDES **Miami, FL**
 SIGNING SCOUT **Rickey Drexler**
 ACQUIRED **Selected in Competitive Balance Round B of the 2016 June Draft**

YEAR	CLUB	AVG	G	AB	R	H	2B	3B	HR	RBI	SH	SF	HB	BB-I	SO	SB	CS	GDP	SLG	OBP
2016	Hudson Valley	.238	55	206	34	49	9	7	1	18	0	1	6	26-0	34	33	9	1	.364	.339
2017	Charlotte	.170	26	94	6	16	3	1	1	12	0	2	2	7-0	24	1	3	2	.255	.238
	GCL Rays	.467	4	15	6	7	3	0	1	2	0	0	0	2-1	3	3	1	0	.867	.529
Minor League Totals		.229	85	315	46	72	15	8	3	32	0	3	8	35-1	61	37	13	3	.356	.319

FRANCO, MIKE | RIGHT-HANDED PITCHER |

BATS **Right**
 THROWS **Right**
 HEIGHT **5'11"**
 WEIGHT **200**

BORN **11/30/91** in Corpus Christi, TX
 RESIDES **Corpus Christi, TX**
 SIGNING SCOUT **Ronnie Merrill**
 ACQUIRED **Selected in the seventh round of the 2014 June Draft**

YEAR	CLUB	W	L	ERA	G	GS	CG	SHO	SV	IP	H	R	ER	HR	HB	BB-I	SO	WP	BK
2014	GCL Rays	1	0	0.00	1	0	0	0	0	2.0	1	0	0	0	0	0-0	2	0	0
	Hudson Valley	0	1	4.11	10	1	0	0	2	15.1	24	9	7	1	0	2-0	18	0	0
2015	Bowling Green	0	2	1.87	23	0	0	0	4	43.1	35	11	9	2	1	13-0	47	6	0
	Charlotte	2	1	0.75	14	0	0	0	1	24.0	17	5	2	0	0	9-0	24	6	0
2016	Charlotte	7	5	1.89	33	3	0	0	4	71.1	48	23	15	3	2	35-2	73	2	0
2017	Montgomery	5	2	3.15	26	13	0	0	0	85.2	66	31	30	8	2	43-1	76	2	1
	Durham	0	0	0.00	1	1	0	0	0	4.1	1	0	0	0	0	6-1	4	0	0
Minor League Totals		15	11	2.30	108	18	0	0	11	246.0	192	79	63	14	5	108-4	244	16	1



FRANCO, WANDER | INFILDER |

BATS **Switch**
THROWS **Right**
HEIGHT **5'10"**
WEIGHT **190**

BORN **3/1/01** in Bani, DR
RESIDES **Bani, DR**
SIGNING SCOUT **Carlos Rodriguez/Daniel Santana**
ACQUIRED **Signed as a free agent on July 2, 2017**

2017 Ranked by *Baseball America* as the No. 96 overall prospect in the minors following the season...was the No. 6 prospect in the Rays system. **PERSONAL** Ranked as the top international prospect eligible to sign in 2017 by *Baseball America* and MLB.com...is the nephew of current major league infielder Erick Aybar and former major league infielder Willy Aybar...has two older brothers, both also named Wander, who are currently in the minor leagues...his father, also named Wander, was a professional player and played in the White Sox system.

FRANKLIN, AUSTIN | RIGHT-HANDED PITCHER |

BATS **Right**
THROWS **Right**
HEIGHT **6'3"**
WEIGHT **215**

BORN **10/2/97** in Andalusia, AL
RESIDES **Floralá, AL**
SIGNING SCOUT **Brett Foley**
ACQUIRED **Selected in the third round of the 2016 June Draft**

2017 His 2.21 ERA ranked 3rd in the New York-Penn League and 2nd among Rays minor leaguers...ranked 4th in the NYPL with a .207 opp avg. ...ranked by *Baseball America* as the No. 10 prospect in the Rays system following the season...the publication also tabbed him as having the Best Curveball in the organization for a second consecutive year. **2016** Led the GCL Rays with 40 SO. **PERSONAL** Committed to Samford University before signing with the Rays.

YEAR	CLUB	W	L	ERA	G	GS	CG	SHO	SV	IP	H	R	ER	HR	HB	BB-I	SO	WP	BK
2016	GCL Rays	1	2	2.70	11	9	0	0	1	43.1	30	16	13	0	2	16-0	40	3	0
2017	Hudson Valley	4	2	2.21	13	13	0	0	0	69.1	51	21	17	4	4	31-0	71	6	2
Minor League Totals		5	4	2.40	24	22	0	0	1	112.2	81	37	30	4	6	47-0	111	9	2

FULENCHEK, GARRETT | RIGHT-HANDED PITCHER |

BATS **Right**
THROWS **Right**
HEIGHT **6'4"**
WEIGHT **205**

BORN **6/7/96** in Sherman, TX
RESIDES **Howe, TX**
SIGNING SCOUT **Gerald Turner (Braves)**
ACQUIRED **Via trade from Atlanta on July 2, 2015**

YEAR	CLUB	W	L	ERA	G	GS	CG	SHO	SV	IP	H	R	ER	HR	HB	BB-I	SO	WP	BK
2014	GCL Braves	0	7	4.78	12	10	0	0	0	37.2	34	21	20	2	3	22-0	29	7	0
2015	Danville	0	1	7.71	2	2	0	0	0	4.2	5	4	4	0	0	8-0	4	0	0
	Princeton	1	0	5.54	10	2	0	0	0	13.0	13	13	8	0	1	22-0	15	10	0
2016	Hudson Valley	1	3	4.62	15	2	0	0	0	25.1	27	19	13	1	2	27-0	12	9	0
2017	Hudson Valley	3	1	5.55	18	0	0	0	2	24.1	25	17	15	1	6	21-0	29	2	1
Minor League Totals		5	12	5.14	57	16	0	0	2	105.0	104	74	60	4	12	100-0	89	28	1

GADEA, KEVIN | RIGHT-HANDED PITCHER |

BATS **Right**
THROWS **Right**
HEIGHT **6'5"**
WEIGHT **190**

BORN **12/6/94** in Esteli, NIC
RESIDES **Chinandega, NIC**
SIGNING SCOUT **Nemesio Porras/Luis Molina (Mariners)**
ACQUIRED **Selected from Seattle in the major league phase of the 2016 Rule 5 Draft**

YEAR	CLUB	W	L	ERA	G	GS	CG	SHO	SV	IP	H	R	ER	HR	HB	BB-I	SO	WP	BK
2013	VSL Mariners	9	1	2.65	14	14	0	0	0	71.1	71	28	21	3	6	23-0	48	5	0
2014	AZL Mariners	0	0	7.71	3	1	0	0	0	9.1	13	10	8	0	1	9-0	11	0	0
2015	DSL Mariners 2	4	4	2.25	13	13	1	0	0	76.0	61	28	19	5	9	16-0	74	3	0
2016	AZL Mariners	1	1	2.95	5	2	0	0	1	18.1	15	7	6	1	0	3-0	23	1	0
	Clinton	3	0	2.15	10	6	0	0	1	50.1	41	15	12	4	4	11-0	72	5	1
2017	Tampa Bay	Injured-Did Not Pitch																	
Minor League Totals		17	6	2.64	45	36	1	0	2	225.1	201	88	66	13	20	62-0	228	14	1



GALÁN, JEREMY | RIGHT-HANDED PITCHER |

BATS **Right**
THROWS **Right**
HEIGHT **6'2"**
WEIGHT **190**

BORN **10/30/98** in **Cotui, VEN**
RESIDES **Cotui, VEN**
SIGNING SCOUT **Daniel Santana**
ACQUIRED **Signed as a free agent on July 2, 2016**

YEAR	CLUB	W	L	ERA	G	GS	CG	SHO	SV	IP	H	R	ER	HR	HB	BB-I	SO	WP	BK
2017	DSL Rays 1	3	1	2.17	13	1	0	0	0	29.0	22	11	7	2	6	9-0	27	1	0

GALUE, OVER | RIGHT-HANDED PITCHER |

BATS **Right**
THROWS **Right**
HEIGHT **6'2"**
WEIGHT **190**

BORN **7/31/01** in **Santa Barbara, VEN**
RESIDES **Santa Barbara, VEN**
SIGNING SCOUT **Willie Bergolla/Marlon Roche/Ronnie Blanco**
ACQUIRED **Signed as a free agent on July 31, 2017**

GARCIA, CARLOS | RIGHT-HANDED PITCHER |

BATS **Right**
THROWS **Right**
HEIGHT **6'3"**
WEIGHT **185**

BORN **11/28/98** in **Samaná, DR**
RESIDES **Samaná, DR**
SIGNING SCOUT **Daniel Santana**
ACQUIRED **Signed as a free agent on December 19, 2017**

GARCÍA, JUAN | INFIELDER |

BATS **Right**
THROWS **Right**
HEIGHT **6'1"**
WEIGHT **160**

BORN **1/6/99** in **San Pedro de Macoris, DR**
RESIDES **San Pedro de Macoris, DR**
SIGNING SCOUT **Daniel Santana**
ACQUIRED **Signed as a free agent on July 2, 2015**

YEAR	CLUB	AVG	G	AB	R	H	2B	3B	HR	RBI	SH	SF	HB	BB-I	SO	SB	CS	GDP	SLG	OBP
2016	DSL Rays 2	.178	57	202	21	36	4	0	2	13	1	1	2	15-0	30	5	5	3	.228	.241
2017	DSL Rays 1	.129	9	31	2	4	1	0	0	3	1	1	0	2-0	4	1	3	2	.161	.176
Minor League Totals		.172	66	233	23	40	5	0	2	16	2	2	2	17-0	34	6	8	5	.219	.232

GARCIA, WILSON | RIGHT-HANDED PITCHER |

BATS **Right**
THROWS **Right**
HEIGHT **6'3"**
WEIGHT **205**

BORN **10/14/96** in **Mao, DR**
RESIDES **San Cristobal, DR**
SIGNING SCOUT **Daniel Santana**
ACQUIRED **Signed as a free agent on December 1, 2016**

YEAR	CLUB	W	L	ERA	G	GS	CG	SHO	SV	IP	H	R	ER	HR	HB	BB-I	SO	WP	BK
2017	DSL Rays 1	3	0	0.86	5	4	0	0	0	21.0	8	4	2	2	0	2-0	23	1	0
	GCL Rays	4	4	3.78	11	10	0	0	0	47.2	53	24	20	3	5	15-0	27	5	0
Minor League Totals		7	4	2.88	16	14	0	0	0	68.2	61	28	22	5	5	17-0	50	6	0

GENAO, JOAQUIN | RIGHT-HANDED PITCHER |

BATS **Right**
THROWS **Right**
HEIGHT **5'11"**
WEIGHT **155**

BORN **2/22/00** in **Santo Domingo, DR**
RESIDES **Mao, DR**
SIGNING SCOUT **Daniel Santana**
ACQUIRED **Signed as a free agent on July 25, 2017**



GERMÁN, FRANCISCO | RIGHT-HANDED PITCHER |

BATS **Right**
THROWS **Right**
HEIGHT **6'2"**
WEIGHT **180**

BORN **12/26/96** in Sabana Grande de Palenque, DR
RESIDES **Sabana Grande de Palenque, DR**
SIGNING SCOUT **Ramon Perez/Carlos Santana (Tigers)**
ACQUIRED **Selected from Detroit in the Triple-A phase of the 2017 Rule 5 Draft**

YEAR	CLUB	W	L	ERA	G	GS	CG	SHO	SV	IP	H	R	ER	HR	HB	BB-I	SO	WP	BK
2014	DSL Tigers	2	1	2.66	16	6	0	0	1	44.0	30	13	13	0	7	16-0	37	5	0
2015	GCL Tigers	5	0	2.57	10	1	0	0	0	21.0	15	8	6	1	1	6-0	26	0	1
2016	GCL Tigers West	0	0	1.80	1	1	0	0	0	5.0	5	1	1	0	0	0-0	4	1	0
	GCL Tigers East	0	2	2.40	7	6	0	0	0	30.0	22	12	8	2	4	15-0	33	1	0
2017	Connecticut	0	2	20.25	4	0	0	0	0	5.1	15	15	12	0	0	8-0	8	2	0
	GCL Tigers West	1	2	2.49	12	0	0	0	1	21.2	21	8	6	0	2	13-3	24	3	1
Minor League Totals		8	7	3.26	50	14	0	0	2	127.0	108	57	46	3	14	58-3	132	12	2

GIST, ANDREW | LEFT-HANDED PITCHER |

BATS **Right**
THROWS **Left**
HEIGHT **5'11"**
WEIGHT **195**

BORN **3/28/95** in Atlanta, GA
RESIDES **Cumming, GA**
SIGNING SCOUT **Milt Hill**
ACQUIRED **Selected in the ninth round of the 2017 June Draft**

YEAR	CLUB	W	L	ERA	G	GS	CG	SHO	SV	IP	H	R	ER	HR	HB	BB-I	SO	WP	BK
2017	Hudson Valley	3	1	2.81	16	1	0	0	0	32.0	36	15	10	3	1	15-0	29	4	0

GÓMEZ, CARLOS | RIGHT-HANDED PITCHER |

BATS **Right**
THROWS **Right**
HEIGHT **6'1"**
WEIGHT **170**

BORN **9/30/99** in Cartagena, COL
RESIDES **Cartagena, COL**
SIGNING SCOUT **Angel Contreras/Ronnie Blanco**
ACQUIRED **Signed as a free agent on September 29, 2016**

YEAR	CLUB	W	L	ERA	G	GS	CG	SHO	SV	IP	H	R	ER	HR	HB	BB-I	SO	WP	BK
2017	DSL Rays 1	0	2	5.08	13	0	0	0	0	28.1	25	19	16	0	7	17-2	13	4	0

GÓMEZ, MOISÉS | OUTFIELDER |

BATS **Right**
THROWS **Right**
HEIGHT **5'11"**
WEIGHT **195**

BORN **8/27/98** in Caracas, VEN
RESIDES **Guatire, VEN**
SIGNING SCOUT **Juan Castillo/Ronnie Blanco**
ACQUIRED **Signed as a free agent on April 28, 2015**

YEAR	CLUB	AVG	G	AB	R	H	2B	3B	HR	RBI	SH	SF	HB	BB-I	SO	SB	CS	GDP	SLG	OBP
2015	VSL Rays	.317	47	180	38	57	10	2	6	34	1	2	1	23-1	28	9	4	3	.494	.393
2016	GCL Rays	.220	47	168	20	37	9	3	1	10	0	2	1	12-0	37	4	3	3	.327	.273
2017	Princeton	.275	53	211	37	58	11	0	5	28	0	1	4	13-0	52	10	1	2	.398	.328
Minor League Totals		.272	147	559	95	152	30	5	12	72	1	5	6	48-1	117	23	8	8	.408	.333

GONZÁLEZ, EDISSON | RIGHT-HANDED PITCHER |

BATS **Right**
THROWS **Right**
HEIGHT **5'10"**
WEIGHT **160**

BORN **10/2/99** in Aguadulce, Panama
RESIDES **Aguadulce, Panama**
SIGNING SCOUT **Gustavo Zapata**
ACQUIRED **Signed as a free agent on July 17, 2016**

YEAR	CLUB	W	L	ERA	G	GS	CG	SHO	SV	IP	H	R	ER	HR	HB	BB-I	SO	WP	BK
2017	DSL Rays 2	2	1	2.23	14	7	0	0	0	44.1	21	13	11	6	3	13-0	60	4	0



GOODBRAND, KYLE | RIGHT-HANDED PITCHER |

BATS **Right**
THROWS **Right**
HEIGHT **6'2"**
WEIGHT **200**

BORN **4/22/95** in **Mission Viejo, CA**
RESIDES **Rancho Santa Margarita, CA**
SIGNING SCOUT **Jaime Jones**
ACQUIRED **Selected in the 36th round of the 2017 June Draft**

YEAR	CLUB	W	L	ERA	G	GS	CG	SHO	SV	IP	H	R	ER	HR	HB	BB-I	SO	WP	BK
2017	GCL Rays	0	0	0.00	1	0	0	0	0	1.0	0	0	0	0	0	1-0	1	0	0
	Princeton	7	1	3.04	11	0	0	0	1	26.2	18	9	9	4	4	6-0	36	3	0
Minor League Totals		7	1	2.93	12	0	0	0	1	27.2	18	9	9	4	4	7-0	37	3	0

GOTTA, CADE | OUTFIELDER |

BATS **Right**
THROWS **Right**
HEIGHT **6'2"**
WEIGHT **210**

BORN **8/1/91** in **San Diego, CA**
RESIDES **San Diego, CA**
SIGNING SCOUT **Josh Arhart**
ACQUIRED **Selected in the 26th round of the 2014 June Draft**

YEAR	CLUB	AVG	G	AB	R	H	2B	3B	HR	RBI	SH	SF	HB	BB-I	SO	SB	CS	GDP	SLG	OBP
2014	GCL Rays	.245	49	159	34	39	11	3	2	21	1	2	3	30-1	39	16	3	2	.390	.371
2015	Hudson Valley	.289	42	152	19	44	13	1	0	15	0	3	0	17-2	17	12	4	2	.388	.355
	Bowling Green	.254	16	59	9	15	6	0	2	8	0	0	0	2-0	13	3	1	2	.458	.279
2016	Charlotte	.306	46	173	25	53	9	2	4	17	1	0	1	14-2	36	7	2	4	.451	.362
	Montgomery	.261	76	291	42	76	21	3	5	33	1	3	1	23-0	46	22	4	4	.405	.314
2017	Montgomery	.282	94	341	47	96	17	2	5	47	0	3	0	46-1	65	31	10	4	.387	.364
	Durham	.267	27	90	14	24	6	1	0	5	0	1	1	2-0	17	9	3	1	.356	.287
Minor League Totals		.274	350	1265	190	347	83	12	18	146	3	12	6	134-6	233	100	27	19	.402	.344

GREGORIO, DSMY | INFIELDER |

BATS **Right**
THROWS **Right**
HEIGHT **6'2"**
WEIGHT **175**

BORN **5/27/98** in **San Pedro de Macoris, DR**
RESIDES **Boca Chica, DR**
SIGNING SCOUT **Emilio De Los Santos/Eddy Toledo (Mariners)**
ACQUIRED **Via trade from Seattle on August 6, 2017 (see page 274)**

YEAR	CLUB	AVG	G	AB	R	H	2B	3B	HR	RBI	SH	SF	HB	BB-I	SO	SB	CS	GDP	SLG	OBP
2016	DSL Mariners 1	.227	46	172	26	39	5	3	1	10	2	0	5	24-1	30	6	7	2	.308	.338
2017	Everett	.222	5	18	1	4	0	0	0	3	0	0	0	2-0	10	1	0	0	.222	.300
	AZL Mariners	.220	50	191	28	42	7	3	2	23	6	3	2	17-0	70	14	1	2	.319	.286
Minor League Totals		.223	101	381	55	85	12	6	3	36	8	3	7	43-1	110	21	8	4	.310	.311

GUSTAVE, EMILIO | OUTFIELDER |

BATS **Right**
THROWS **Right**
HEIGHT **6'2"**
WEIGHT **200**

BORN **1/26/95** in **La Romana, DR**
RESIDES **La Romana, DR**
SIGNING SCOUT **Daniel Santana**
ACQUIRED **Signed as a free agent on April 16, 2015**

YEAR	CLUB	AVG	G	AB	R	H	2B	3B	HR	RBI	SH	SF	HB	BB-I	SO	SB	CS	GDP	SLG	OBP
2015	DSL Rays	.223	26	94	13	21	6	1	0	9	0	0	5	11-0	27	5	4	1	.309	.336
2016	Princeton	.252	57	206	36	52	12	2	6	37	0	3	6	22-1	70	5	2	2	.417	.338
2017	Bowling Green	.238	31	105	13	25	3	0	5	19	1	1	1	8-0	32	5	3	2	.410	.296
	Hudson Valley	.252	29	115	17	29	2	0	3	16	0	1	4	10-0	34	4	3	3	.348	.331
Minor League Totals		.244	143	520	79	127	23	3	14	81	1	5	16	51-1	163	19	12	8	.381	.328



HAIR, TREY | INFIELDER |

BATS **Left**
 THROWS **Right**
 HEIGHT **5'10"**
 WEIGHT **185**

BORN **4/21/95** in Lincoln, NE
 RESIDES **Hickman, NE**
 SIGNING SCOUT **James Bonnici**
 ACQUIRED **Selected in the 34th round of the 2017 June Draft**

YEAR	CLUB	AVG	G	AB	R	H	2B	3B	HR	RBI	SH	SF	HB	BB-I	SO	SB	CS	GDP	SLG	OBP
2017	Princeton	.286	58	217	42	62	18	3	10	49	0	1	8	29-0	48	5	1	3	.535	.388

HALEY, JIM | INFIELDER |

BATS **Right**
 THROWS **Right**
 HEIGHT **6'2"**
 WEIGHT **195**

BORN **2/23/95** in Lansdowne, PA
 RESIDES **Upper Darby, PA**
 SIGNING SCOUT **Lou Wieben**
 ACQUIRED **Selected in the 19th round of the 2016 June Draft**

YEAR	CLUB	AVG	G	AB	R	H	2B	3B	HR	RBI	SH	SF	HB	BB-I	SO	SB	CS	GDP	SLG	OBP
2016	Hudson Valley	.285	65	246	27	70	7	3	1	19	0	3	3	20-0	42	13	7	1	.350	.342
2017	Charlotte	.224	42	125	8	28	4	0	0	16	1	1	1	7-0	31	9	1	2	.256	.269
	Bowling Green	.320	27	100	9	32	6	0	1	14	0	3	2	4-0	17	2	0	1	.410	.349
Minor League Totals		.276	134	471	44	130	17	3	2	49	1	7	6	31-0	90	24	8	4	.338	.324

HARRIS, GREG | RIGHT-HANDED PITCHER |

BATS **Right**
 THROWS **Right**
 HEIGHT **6'2"**
 WEIGHT **170**

BORN **8/17/94** in Hyannis, MA
 RESIDES **Newport Beach, CA**
 SIGNING SCOUT **Jeffrey Lachman (Dodgers)**
 ACQUIRED **Via trade from Los Angeles-NL on November 20, 2014 (see page 273)**

YEAR	CLUB	W	L	ERA	G	GS	CG	SHO	SV	IP	H	R	ER	HR	HB	BB-I	SO	WP	BK
2013	AZL Dodgers	2	3	5.29	10	7	0	0	0	34.0	33	22	20	4	3	9-0	22	3	0
2014	Great Lakes	7	6	4.45	22	16	0	0	0	87.0	88	50	43	7	5	28-1	92	9	3
2015	Bowling Green	7	5	2.17	16	16	0	0	0	83.0	74	33	20	1	3	28-0	84	5	4
	Charlotte	1	4	3.40	9	8	0	0	0	39.2	40	18	15	1	2	14-0	24	5	1
2016	Charlotte	10	6	3.12	26	23	2	2	0	147.0	119	56	51	10	4	58-0	134	12	5
	Durham	0	0	9.00	1	1	0	0	0	3.0	5	3	3	0	0	3-0	6	0	0
2017	Montgomery	3	8	4.90	29	16	0	0	0	97.1	93	57	53	15	4	42-0	93	5	1
Minor League Totals		30	32	3.76	113	87	2	2	0	491.0	452	239	205	38	21	182-1	455	39	14

DID YOU KNOW?

ORGANIZATION CYCLES

Matt Quattraro	July 6, 1997 with Charleston
José Guillén	April 22, 2000 with Durham
Matt Díaz	June 14, 2000 with St. Petersburg
Luis De Paula	July 21, 2000 with Hudson Valley
Gabriel Martinez	July 26, 2002 with Princeton
Elliot Johnson	Sep 15, 2006 with Montgomery
Melvin Upton Jr.	Oct 2, 2009 with Tampa Bay
Grant Kay	July 14, 2014 with Hudson Valley
Evan Longoria	Aug 1, 2017 with Tampa Bay



HARRISON, JORDAN | LEFT-HANDED PITCHER |

BATS **Right**
THROWS **Left**
HEIGHT **6'1"**
WEIGHT **180**

BORN **4/9/91** in **Houston, TX**
RESIDES **Splendora, TX**
SIGNING SCOUT **Rickey Drexler**
ACQUIRED **Selected in the 25th round of the 2012 June Draft**

YEAR	CLUB	W	L	ERA	G	GS	CG	SHO	SV	IP	H	R	ER	HR	HB	BB-I	SO	WP	BK
2012	GCL Rays	1	2	1.52	10	5	0	0	0	29.2	28	8	5	0	1	6-0	29	1	0
	Hudson Valley	0	1	4.00	4	0	0	0	1	9.0	7	4	4	0	0	3-0	9	0	0
2013	Bowling Green	5	2	2.69	15	9	0	0	0	60.1	52	20	18	4	3	22-2	53	1	0
	Charlotte	0	1	10.12	2	0	0	0	0	2.2	1	3	3	0	1	3-0	4	1	0
	Hudson Valley	4	1	2.73	5	4	0	0	0	26.1	17	8	8	3	0	8-0	26	0	0
2014	Bowling Green	1	1	3.30	6	6	0	0	0	30.0	30	17	11	2	0	9-0	11	3	0
	GCL Rays	0	0	0.00	2	0	0	0	1	7.0	7	0	0	0	0	0-0	9	1	0
	Charlotte	3	3	3.45	14	4	0	0	1	44.1	35	19	17	2	1	15-0	41	0	0
2015	Montgomery	0	1	9.35	6	0	0	0	0	8.2	13	10	9	1	0	9-1	3	0	0
	Charlotte	0	0	2.86	12	1	0	0	1	22.0	20	8	7	0	0	6-0	13	2	1
	Bowling Green	1	0	2.53	10	0	0	0	0	21.1	14	6	6	3	0	8-1	22	2	0
2016	Charlotte	0	1	2.77	8	0	0	0	0	13.0	17	6	4	0	2	6-0	10	1	1
	Montgomery	2	0	2.59	25	0	0	0	0	24.1	13	7	7	0	2	19-0	17	1	1
2017	Montgomery	3	3	3.28	53	0	0	0	2	57.2	43	22	21	2	5	43-4	49	8	0
Minor League Totals		20	16	3.03	172	29	0	0	6	356.1	297	138	120	17	15	157-8	296	21	3

HENSLEY, MICHAEL (TY) | RIGHT-HANDED PITCHER |

BATS **Switch**
THROWS **Right**
HEIGHT **6'4"**
WEIGHT **220**

BORN **7/30/93** in **Edmond, OK**
RESIDES **Katy, TX**
ACQUIRED **Selected from New York-AL in the Triple-A phase of the 2016 Rule 5 Draft**

YEAR	CLUB	W	L	ERA	G	GS	CG	SHO	SV	IP	H	R	ER	HR	HB	BB-I	SO	WP	BK
2012	GCL Yankees	1	2	3.00	5	4	0	0	0	12.0	8	8	4	1	2	7-0	14	0	0
2013										Injured-Did Not Pitch									
2014	GCL Yankees 1	0	0	2.37	7	6	0	0	0	19.0	16	5	5	2	4	9-0	23	1	0
	Staten Island	0	0	3.86	4	4	0	0	0	11.2	11	6	5	0	2	2-0	17	1	0
2015										Injured-Did Not Pitch									
2016										Injured-Did Not Pitch									
2017										Injured-Did Not Pitch									
Minor League Totals		1	2	2.95	16	14	0	0	0	42.2	35	19	14	3	8	18-0	54	2	0

HERNÁNDEZ, RONALDO | CATCHER |

BATS **Right**
THROWS **Right**
HEIGHT **6'1"**
WEIGHT **180**

BORN **11/11/97** in **Arjona, COL**
RESIDES **Malagana, COL**
SIGNING SCOUT **Ángel Contreras**
ACQUIRED **Signed as a free agent on August 9, 2014**

2017 Named Most Valuable Player for Rookie-level Princeton by the Rays Baseball Operations department...led Rays minor leaguers with a .332 avg., and ranked among Appalachian League leaders in avg. (5th), hits (74, 3rd), doubles (22, 2nd) and slugging pct. (.507, 5th)...named to the Rays Organizational All-Star Team by MLB.com...ranked by *Baseball America* as the No. 12 prospect in the Rays system and No. 4 prospect in the Appalachian League following the season.

YEAR	CLUB	AVG	G	AB	R	H	2B	3B	HR	RBI	SH	SF	HB	BB-I	SO	SB	CS	GDP	SLG	OBP
2015	DSL Rays	.227	13	44	3	10	0	1	0	4	0	0	3	3-0	6	0	0	1	.273	.320
2016	DSL Rays 1	.340	54	206	34	70	12	0	6	35	0	3	20-0	12	3	5	5	.485	.406	
2017	Princeton	.332	54	223	42	74	22	1	5	40	0	3	4	16-2	39	2	2	10	.507	.382
Minor League Totals		.326	121	473	79	154	34	2	11	79	0	3	10	39-2	57	5	7	16	.476	.387



HERRERA, BRYAN | RIGHT-HANDED PITCHER |

BATS **Right**
THROWS **Right**
HEIGHT **6'2"**
WEIGHT **175**

BORN **4/22/98** in **Bonao, DR**
RESIDES **Bonao, DR**
SIGNING SCOUT **Eric Ramirez/Daniel Santana**
ACQUIRED **Signed as a free agent on February 11, 2015**

YEAR	CLUB	W	L	ERA	G	GS	CG	SHO	SV	IP	H	R	ER	HR	HB	BB-I	SO	WP	BK
2016	DSL Rays 2	2	1	5.04	17	0	0	0	0	30.1	22	20	17	2	11	22-0	19	11	2
2017	DSL Rays 2	1	3	2.70	13	13	0	0	0	56.2	35	19	17	0	4	36-0	34	8	1
Minor League Totals		3	4	3.52	30	13	0	0	0	87.0	57	39	34	2	15	58-0	53	19	3

INFANTE, DIEGO | OUTFIELDER |

BATS **Right**
THROWS **Right**
HEIGHT **6'2"**
WEIGHT **195**

BORN **10/22/99** in **La Guaira, VEN**
RESIDES **La Guaira, VEN**
SIGNING SCOUT **Juan Castillo/Marlon Roche/Ronnie Blanco**
ACQUIRED **Signed as a free agent on July 2, 2016**

YEAR	CLUB	AVG	G	AB	R	H	2B	3B	HR	RBI	SH	SF	HB	BB-I	SO	SB	CS	GDP	SLG	OBP
2017	DSL Rays 2	.255	43	161	25	41	10	2	0	15	1	0	0	14-0	33	10	1	4	.342	.314

JAMES, MICHAEL [MAC] | CATCHER |

BATS **Right**
THROWS **Right**
HEIGHT **6'1"**
WEIGHT **195**

BORN **6/2/93** in **San Marcos, TX**
RESIDES **New Braunfels, TX**
SIGNING SCOUT **J.D. Elliby**
ACQUIRED **Selected in the sixth round of the 2014 June Draft**

YEAR	CLUB	AVG	G	AB	R	H	2B	3B	HR	RBI	SH	SF	HB	BB-I	SO	SB	CS	GDP	SLG	OBP
2014	Hudson Valley	.263	16	57	7	15	3	0	0	1	0	0	3	6-0	6	1	1	2	.316	.364
2015	Bowling Green	.257	91	323	33	83	14	0	3	32	1	5	3	25-0	49	2	1	8	.328	.312
2016	Charlotte	.239	98	356	34	85	11	1	1	30	2	3	3	30-0	54	1	3	13	.284	.301
2017	Montgomery	.240	48	154	14	37	5	0	1	12	2	2	1	13-0	30	0	3	3	.292	.300
Minor League Totals		.247	253	890	88	220	33	1	5	75	5	10	10	74-0	139	4	8	26	.303	.309

JOHNSON, DAHIANDY | OUTFIELDER |

BATS **Left**
THROWS **Right**
HEIGHT **6'3"**
WEIGHT **200**

BORN **9/25/99** in **La Romana, DR**
RESIDES **La Romana, DR**
SIGNING SCOUT **Daniel Santana**
ACQUIRED **Signed as a free agent on August 11, 2017**

JONES, SPENCER | RIGHT-HANDED PITCHER |

BATS **Right**
THROWS **Right**
HEIGHT **6'5"**
WEIGHT **205**

BORN **9/22/94** in **Sparks, NV**
RESIDES **Sparks, NV**
SIGNING SCOUT **Paul Kirsch**
ACQUIRED **Selected in the 10th round of the 2016 June Draft**

YEAR	CLUB	W	L	ERA	G	GS	CG	SHO	SV	IP	H	R	ER	HR	HB	BB-I	SO	WP	BK
2016	Hudson Valley	3	0	2.67	15	0	0	0	1	33.2	27	11	10	1	1	8-0	36	1	0
2017	Bowling Green	0	3	2.72	18	0	0	0	4	36.1	38	14	11	0	1	13-0	44	1	0
	Charlotte	2	1	1.71	18	0	0	0	1	31.2	19	6	6	0	1	8-1	30	6	0
Minor League Totals		5	4	2.39	51	0	0	0	6	101.2	84	31	27	1	3	29-1	110	8	0



KARALUS, REECE | RIGHT-HANDED PITCHER |

BATS **Right**
 THROWS **Right**
 HEIGHT **6'3"**
 WEIGHT **230**

BORN **6/14/94** in **Seattle, WA**
 RESIDES **North Bend, WA**
 SIGNING SCOUT **Alan Hull**
 ACQUIRED **Selected in the eighth round of the 2015 June Draft**

YEAR	CLUB	W	L	ERA	G	GS	CG	SHO	SV	IP	H	R	ER	HR	HB	BB-I	SO	WP	BK
2015	Hudson Valley	2	1	1.70	19	0	0	0	3	37.0	31	8	7	1	1	8-0	38	2	1
2016	Bowling Green	2	3	3.33	21	0	0	0	1	46.0	43	21	17	6	0	14-0	48	3	0
	GCL Rays	2	0	4.50	2	0	0	0	0	4.0	3	2	2	0	0	0-0	2	0	0
2017	Charlotte	4	1	4.18	23	0	0	0	3	47.1	49	23	22	5	2	16-0	37	4	0
Minor League Totals		10	5	3.22	65	0	0	0	7	134.1	126	54	48	12	3	38-0	125	9	1

KELLY, DALTON | INFIELDER |

BATS **Left**
 THROWS **Left**
 HEIGHT **6'3"**
 WEIGHT **180**

BORN **8/4/94** in **Redding, CA**
 RESIDES **Redding, CA**
 SIGNING SCOUT **Ryan Holmes (Mariners)**
 ACQUIRED **Via trade from Seattle on November 18, 2016 (see page 273)**

YEAR	CLUB	AVG	G	AB	R	H	2B	3B	HR	RBI	SH	SF	HB	BB-I	SO	SB	CS	GDP	SLG	OBP
2015	AZL Mariners	.219	31	96	23	21	3	4	0	11	1	0	2	24-0	35	10	0	0	.333	.385
2016	Clinton	.293	130	481	70	141	30	4	7	58	4	5	11	63-5	114	21	10	12	.416	.384
2017	Charlotte	.305	69	236	39	72	17	1	2	32	4	2	5	29-0	55	5	8	3	.411	.390
	Montgomery	.302	53	192	34	58	18	1	7	35	2	1	6	30-0	58	6	1	2	.516	.410
Minor League Totals		.291	283	1005	166	292	68	10	16	136	11	8	24	146-5	262	42	19	17	.426	.391

KING, PEDRO | RIGHT-HANDED PITCHER |

BATS **Right**
 THROWS **Right**
 HEIGHT **6'5"**
 WEIGHT **170**

BORN **10/10/99** in **Samaná, DR**
 RESIDES **Samaná, DR**
 SIGNING SCOUT **Daniel Santana**
 ACQUIRED **Signed as a free agent on October 13, 2017**

KIRSCH, CHRIS | LEFT-HANDED PITCHER |

BATS **Left**
 THROWS **Left**
 HEIGHT **6'3"**
 WEIGHT **195**

BORN **11/15/91** in **Chester, PA**
 RESIDES **Newtown Square, PA**
 SIGNING SCOUT **Lou Wieben**
 ACQUIRED **Selected in the 14th round of the 2012 June Draft**

YEAR	CLUB	W	L	ERA	G	GS	CG	SHO	SV	IP	H	R	ER	HR	HB	BB-I	SO	WP	BK
2012	Princeton	2	2	8.10	10	0	0	0	0	16.2	24	17	15	2	1	9-0	15	4	0
2013	Charlotte	2	0	3.60	5	0	0	0	0	10.0	12	4	4	1	0	5-0	3	1	0
	Hudson Valley	4	3	2.94	16	16	0	0	0	82.2	83	40	27	2	7	28-0	46	4	2
2014	Bowling Green	9	8	2.83	24	24	0	0	0	133.2	121	55	42	9	6	41-1	82	4	0
2015	Charlotte	5	4	2.98	16	12	0	0	0	81.2	63	34	27	4	3	25-0	58	5	0
	Montgomery	3	4	5.69	11	11	0	0	0	55.1	63	45	35	3	1	24-0	45	6	0
2016	Montgomery	7	7	3.22	25	25	1	1	0	145.1	139	60	52	8	5	57-1	114	13	1
2017	GCL Rays	0	0	0.00	1	1	0	0	0	2.0	1	0	0	0	0	0-0	2	0	0
Minor League Totals		32	28	3.45	108	89	1	1	0	527.1	506	255	202	29	23	189-2	365	37	3



KOCH, BRANDON | RIGHT-HANDED PITCHER |

BATS **Right**
 THROWS **Right**
 HEIGHT **6'1"**
 WEIGHT **205**

BORN **12/25/93** in **Royal Oak, MI**
 RESIDES **Plano, TX**
 SIGNING SCOUT **J.D. Elliby**
 ACQUIRED **Selected in the fourth round of the 2015 June Draft**

YEAR	CLUB	W	L	ERA	G	GS	CG	SHO	SV	IP	H	R	ER	HR	HB	BB-I	SO	WP	BK
2015	Hudson Valley	0	1	3.06	18	0	0	0	6	32.1	24	14	11	3	1	5-0	47	4	0
2016	Charlotte	0	0	2.57	5	0	0	0	2	7.0	3	2	2	0	0	4-0	7	0	0
2017 Injured-Did Not Pitch																			
Minor League Totals		0	1	2.97	23	0	0	0	8	39.1	27	16	13	3	1	9-0	54	4	0

KROOK, MATT | LEFT-HANDED PITCHER |

BATS **Left**
 THROWS **Left**
 HEIGHT **6'3"**
 WEIGHT **215**

BORN **10/21/94** in **San Mateo, CA**
 RESIDES **San Mateo, CA**
 SIGNING SCOUT **Larry Casian (Giants)**
 ACQUIRED **Via trade from San Francisco on December 20, 2017 (see page 274)**

YEAR	CLUB	W	L	ERA	G	GS	CG	SHO	SV	IP	H	R	ER	HR	HB	BB-I	SO	WP	BK
2016	AZL Giants	0	1	1.59	2	1	0	0	0	5.2	6	4	1	0	1	2-0	2	1	0
	Salem-Keizer	1	3	6.17	11	10	0	0	0	35.0	35	27	24	2	5	33-0	39	10	0
2017	San Jose	4	9	5.12	25	17	0	0	0	91.1	75	67	52	4	5	66-0	105	21	0
Minor League Totals		5	13	5.25	38	28	0	0	0	132.0	116	98	77	6	11	101-0	146	32	0

LARA, MIGUEL | RIGHT-HANDED PITCHER |

BATS **Right**
 THROWS **Right**
 HEIGHT **5'11"**
 WEIGHT **165**

BORN **7/17/97** in **Bani, DR**
 RESIDES **Bani, DR**
 SIGNING SCOUT **Daniel Santana**
 ACQUIRED **Signed as a free agent on July 17, 2014**

YEAR	CLUB	W	L	ERA	G	GS	CG	SHO	SV	IP	H	R	ER	HR	HB	BB-I	SO	WP	BK
2015	DSL Rays	0	5	5.24	14	14	0	0	0	34.1	14	25	20	0	14	38-0	44	13	1
2016	DSL Rays 2	2	6	3.93	14	13	0	0	0	52.2	38	33	23	1	13	41-0	53	21	2
2017	GCL Rays	2	3	2.59	11	8	0	0	1	41.2	25	21	12	3	6	21-0	42	2	0
Minor League Totals		4	14	3.85	39	35	0	0	1	128.2	77	79	55	4	33	100-0	139	36	3

LAW, ZACREY | CATCHER |

BATS **Right**
 THROWS **Right**
 HEIGHT **5'10"**
 WEIGHT **185**

BORN **7/8/96** in **Waco, TX**
 RESIDES **Robinson, TX**
 SIGNING SCOUT **Pat Murphy**
 ACQUIRED **Selected in the 23rd round of the 2014 June Draft**

YEAR	CLUB	AVG	G	AB	R	H	2B	3B	HR	RBI	SH	SF	HB	BB-I	SO	SB	CS	GDP	SLG	OBP
2014	GCL Rays	.255	29	102	20	26	5	2	0	10	0	3	3	8-1	18	5	0	2	.343	.319
2015	Princeton	.270	64	256	40	69	10	2	8	30	5	2	10	14-0	42	12	8	5	.418	.330
2016	Bowling Green	.252	115	432	47	109	20	3	4	47	5	8	6	27-1	95	19	9	4	.340	.300
2017	Hudson Valley	.241	60	232	20	56	12	0	3	27	0	3	10	12-0	38	3	3	4	.332	.304
Minor League Totals		.254	268	1022	127	260	47	7	15	114	10	16	29	61-2	193	39	20	15	.358	.310



LAWSON, BRANDON | RIGHT-HANDED PITCHER |

BATS **Right**
 THROWS **Right**
 HEIGHT **6'3"**
 WEIGHT **205**

BORN **12/13/94** in Festus, MO
 RESIDES **Spring Hill, FL**
 SIGNING SCOUT **Brett Foley**
 ACQUIRED **Selected in the 12th round of the 2016 June Draft**

YEAR	CLUB	W	L	ERA	G	GS	CG	SHO	SV	IP	H	R	ER	HR	HB	BB-I	SO	WP	BK
2016	Hudson Valley	6	1	2.03	16	0	0	0	2	31.0	30	13	7	0	0	6-0	27	3	0
2017	Charlotte	5	5	4.41	35	8	0	0	4	85.2	85	45	42	5	8	20-0	52	5	0
	Durham	0	0	0.00	1	0	0	0	0	2.0	0	0	0	0	0	1-0	3	0	0
Minor League Totals		11	6	3.72	52	8	0	0	6	118.2	115	58	49	5	8	27-0	82	8	0

LEÓN, LUÍS | INFIELDER |

BATS **Switch**
 THROWS **Right**
 HEIGHT **6'0"**
 WEIGHT **175**

BORN **9/10/98** in Maracay, VEN
 RESIDES **Mariara, VEN**
 SIGNING SCOUT **Marlon Roche/Ronnie Blanco**
 ACQUIRED **Signed as a free agent on July 2, 2015**

YEAR	CLUB	AVG	G	AB	R	H	2B	3B	HR	RBI	SH	SF	HB	BB-I	SO	SB	CS	GDP	SLG	OBP
2016	DSL Rays 1	.227	55	207	23	47	12	1	1	24	1	1	1	20-0	39	3	3	3	.309	.297
2017	GCL Rays	.205	49	185	24	38	8	2	1	14	3	0	0	12-1	28	7	1	5	.286	.254
Minor League Totals		.217	104	392	47	85	20	3	2	38	4	1	1	32-1	67	10	4	8	.298	.277

LEÓN, MAICOR | LEFT-HANDED PITCHER |

BATS **Left**
 THROWS **Left**
 HEIGHT **5'9"**
 WEIGHT **165**

BORN **3/6/01** in Güigüe, VEN
 RESIDES **Güigüe, VEN**
 SIGNING SCOUT **William Bergolla/Marlon Roche/Ronnie Blanco**
 ACQUIRED **Signed as a free agent on July 3, 2017**

LINARES, RESLY | LEFT-HANDED PITCHER |

BATS **Left**
 THROWS **Left**
 HEIGHT **6'2"**
 WEIGHT **165**

BORN **12/11/97** in Santo Domingo, DR
 RESIDES **Santo Domingo, DR**
 SIGNING SCOUT **Daniel Santana**
 ACQUIRED **Signed as a free agent on September 10, 2014**

2017 Ranked among New York-Penn League leaders in ERA (2.35, 6th), WHIP (0.96, 2nd) and opp avg. (.171, 1st)... finished 3rd among Rays minor leaguers in ERA...was the NYPL Pitcher of the Week for July 24-30...ranked by Baseball America as the No. 24 prospect in the Rays system following the season. **2015** Led the DSL Rays with 59 SO.

YEAR	CLUB	W	L	ERA	G	GS	CG	SHO	SV	IP	H	R	ER	HR	HB	BB-I	SO	WP	BK
2015	DSL Rays	0	3	1.11	14	14	0	0	0	48.2	29	10	6	0	9	15-0	59	10	0
2016	Princeton	2	3	5.34	8	7	0	0	0	32.0	40	21	19	6	1	8-0	30	12	1
2017	Hudson Valley	3	3	2.35	13	12	0	0	0	61.1	36	20	16	2	8	23-0	60	8	1
Minor League Totals		5	9	2.60	35	33	0	0	0	142.0	105	51	41	8	18	46-0	149	30	2



LINARES, WANDERSON | RIGHT-HANDED PITCHER |

BATS **Right**
THROWS **Right**
HEIGHT **6'1"**
WEIGHT **160**

BORN **9/28/96** in Bajos de Haina, DR
RESIDES **San Cristobal, DR**
SIGNING SCOUT **Daniel Santana**
ACQUIRED **Signed as a free agent on August 10, 2015**

YEAR	CLUB	W	L	ERA	G	GS	CG	SHO	SV	IP	H	R	ER	HR	HB	BB-I	SO	WP	BK
2016	DSL Rays 1	0	1	7.94	4	1	0	0	0	5.2	13	6	5	0	0	3-0	1	1	0
2017	DSL Rays 2	1	0	1.06	4	4	0	0	0	17.0	14	6	2	1	1	4-0	15	3	0
	GCL Rays	2	2	2.70	11	9	0	0	1	43.1	32	15	13	1	9	21-0	40	5	0
Minor League Totals		3	3	2.73	19	14	0	0	1	66.0	59	27	20	2	10	28-0	56	9	0

LIRIANO, ARGENIS | RIGHT-HANDED PITCHER |

BATS **Right**
THROWS **Right**
HEIGHT **6'0"**
WEIGHT **185**

BORN **9/30/96** in Santiago de los Caballeros, DR
RESIDES **Santiago de los Caballeros, DR**
SIGNING SCOUT **Remy Hernandez/Daniel Santana**
ACQUIRED **Signed as a free agent on September 1, 2017**

LONG, SAM | LEFT-HANDED PITCHER |

BATS **Left**
THROWS **Left**
HEIGHT **6'1"**
WEIGHT **180**

BORN **7/8/95** in Clovis, CA
RESIDES **Orangevale, CA**
SIGNING SCOUT **Alan Hull**
ACQUIRED **Selected in the 18th round of the 2016 June Draft**

YEAR	CLUB	W	L	ERA	G	GS	CG	SHO	SV	IP	H	R	ER	HR	HB	BB-I	SO	WP	BK
2016	GCL Rays	0	0	9.00	1	0	0	0	0	1.0	1	1	1	1	0	1-0	2	1	0
	Princeton	1	1	3.12	10	3	0	0	1	26.0	26	12	9	0	0	8-0	33	3	0
2017	Bowling Green	0	0	1.08	6	0	0	0	0	8.1	7	2	1	0	0	10-0	7	4	0
	Hudson Valley	1	0	2.70	14	0	0	0	1	23.1	20	9	7	0	4	8-1	22	2	0
Minor League Totals		2	1	2.76	31	3	0	0	2	58.2	54	24	18	1	4	27-1	64	10	0

LÓPEZ, ÁNGEL | INFIELDER |

BATS **Right**
THROWS **Right**
HEIGHT **5'10"**
WEIGHT **185**

BORN **11/14/99** in San Carlos, VEN
RESIDES **San Carlos, VEN**
SIGNING SCOUT **William Bergolla/Marlon Roche/Ronnie Blanco**
ACQUIRED **Signed as a free agent on July 2, 2016**

YEAR	CLUB	AVG	G	AB	R	H	2B	3B	HR	RBI	SH	SF	HB	BB-I	SO	SB	CS	GDP	SLG	OBP
2017	DSL Rays 2	.224	55	183	33	41	6	2	2	18	1	2	6	31-1	48	5	2	4	.311	.351

LÓPEZ, DAURIS | RIGHT-HANDED PITCHER |

BATS **Right**
THROWS **Right**
HEIGHT **6'3"**
WEIGHT **185**

BORN **10/20/98** in Cabrera, DR
RESIDES **Nagua, DR**
SIGNING SCOUT **Daniel Santana**
ACQUIRED **Signed as a free agent on September 9, 2016**

YEAR	CLUB	W	L	ERA	G	GS	CG	SHO	SV	IP	H	R	ER	HR	HB	BB-I	SO	WP	BK
2017	DSL Rays 2	2	4	6.53	14	9	0	0	0	41.1	32	38	30	4	6	46-0	32	16	0



LÓPEZ, EDUAR | RIGHT-HANDED PITCHER |

BATS **Right**
THROWS **Right**
HEIGHT **6'0"**
WEIGHT **180**

BORN **2/21/95** in **Neiba, DR**
RESIDES **Galvande, DR**
SIGNING SCOUT **Roman Ocumarez (Angels)**
ACQUIRED **Via trade from Los Angeles-AL on July 28, 2015 (see page 273)**

YEAR	CLUB	W	L	ERA	G	GS	CG	SHO	SV	IP	H	R	ER	HR	HB	BB-I	SO	WP	BK
2012	DSL Angels	2	1	3.54	12	11	0	0	0	53.1	42	24	21	5	3	23-0	83	12	3
2013	DSL Angels	6	3	1.88	14	13	0	0	0	62.1	27	19	13	0	3	42-0	83	8	0
2014	AZL Angels	0	3	4.68	11	8	0	0	0	42.1	41	27	22	1	2	25-0	53	17	2
2015	Orem	2	2	4.32	8	8	0	0	0	33.1	39	21	16	3	1	16-0	33	8	2
	Princeton	2	2	4.13	5	5	0	0	0	24.0	29	11	11	1	1	10-0	15	1	0
2016	Hudson Valley	3	1	2.00	5	5	0	0	0	27.0	20	8	6	0	0	4-0	18	4	1
	Bowling Green	5	2	3.05	8	8	1	0	0	44.1	41	22	15	0	0	15-0	34	9	0
2017	Charlotte	9	9	3.63	27	21	0	0	0	143.2	152	67	58	11	3	40-0	82	15	2
Minor League Totals		29	23	3.39	90	79	1	0	0	430.1	391	199	162	21	13	175-0	401	74	10

LÓPEZ, JANICK | RIGHT-HANDED PITCHER |

BATS **Right**
THROWS **Right**
HEIGHT **6'3"**
WEIGHT **190**

BORN **4/24/99** in **Maracay, VEN**
RESIDES **Palo Negro, VEN**
SIGNING SCOUT **Marlon Roche/Ronnie Blanco**
ACQUIRED **Signed as a free agent on November 21, 2016**

YEAR	CLUB	W	L	ERA	G	GS	CG	SHO	SV	IP	H	R	ER	HR	HB	BB-I	SO	WP	BK
2017	DSL Rays 2	4	1	7.71	15	0	0	0	0	23.1	25	23	20	3	4	24-0	16	11	0

LÓPEZ, JOHAN | INFILDER |

BATS **Right**
THROWS **Right**
HEIGHT **5'10"**
WEIGHT **170**

BORN **7/28/00** in **San Felipe, VEN**
RESIDES **San Felipe, VEN**
SIGNING SCOUT **Marlon Roche/Ronnie Blanco**
ACQUIRED **Signed as a free agent on August 1, 2016**

YEAR	CLUB	AVG	G	AB	R	H	2B	3B	HR	RBI	SH	SF	HB	BB-I	SO	SB	CS	GDP	SLG	OBP
2017	DSL Rays 1	.219	59	201	24	44	9	1	1	13	2	0	7	17-0	41	11	6	3	.289	.302

LÓPEZ, JOSÉ | LEFT-HANDED PITCHER |

BATS **Left**
THROWS **Left**
HEIGHT **6'1"**
WEIGHT **200**

BORN **2/15/99** in **Santo Domingo, DR**
RESIDES **Santo Domingo, DR**
SIGNING SCOUT **Miguel Richardson/Daniel Santana**
ACQUIRED **Signed as a free agent on October 28, 2016**

YEAR	CLUB	W	L	ERA	G	GS	CG	SHO	SV	IP	H	R	ER	HR	HB	BB-I	SO	WP	BK
2017	DSL Rays 2	2	5	3.08	15	4	0	0	0	38.0	21	19	13	1	6	28-0	38	8	2



LOWE, BRANDON | INFIELDER |

BATS **Left**
 THROWS **Right**
 HEIGHT **5'10"**
 WEIGHT **175**

BORN **7/6/94 in Newport News, VA**
 RESIDES **Nashville, TN**
 SIGNING SCOUT **Lou Wieben**
 ACQUIRED **Selected in the third round of the 2015 June Draft**

2017 Became the first player in Stone Crabs history to win the Florida State League Most Valuable Player award... named MVP for Class-A Charlotte by the Rays Baseball Operations department...was selected to the FSL midseason All-Star Team...despite a disabled list stint and Aug 2 promotion to Montgomery, tied for the FSL lead with 34 2B, ranked 3rd with 46 XBH and led the team in doubles, extra-base hits, runs (62) and walks (47, tied)...finished 8th among Rays minor leaguers with a .298 avg. ...named the Rays Minor League Hitter of the Month for May, batting .308 (28-for-91) with 9 2B, 6 HR and 14 RBI...played 16 games for the Surprise Saguaros in the Arizona Fall League...named to the Rays Organizational All-Star Team by MLB.com...ranked by *Baseball America* as the No. 16 prospect in the Rays system following the season. **PERSONAL** Missed his freshman season at the University of Maryland due to a torn ACL...last name rhymes with "now."

YEAR	CLUB	AVG	G	AB	R	H	2B	3B	HR	RBI	SH	SF	HB	BB-I	SO	SB	CS	GDP	SLG	OBP
2016	Bowling Green	.248	107	379	67	94	15	3	5	42	3	2	5	60-1	77	6	3	6	.343	.357
2017	Charlotte	.311	90	315	62	98	34	3	9	46	0	2	3	47-2	65	6	3	2	.524	.403
	Montgomery	.253	24	95	8	24	5	1	2	12	1	2	1	2-0	26	1	1	0	.389	.270
Minor League Totals		.274	221	789	137	216	54	7	16	100	4	6	9	109-3	168	13	7	8	.421	.366

LOWE, DAVID (NATE) | FIRST BASEMAN |

BATS **Left**
 THROWS **Right**
 HEIGHT **6'4"**
 WEIGHT **235**

BORN **7/7/95 in Chesapeake, VA**
 RESIDES **Winter Garden, FL**
 SIGNING SCOUT **Rickey Drexler**
 ACQUIRED **Selected in the 13th round of the 2016 June Draft**

YEAR	CLUB	AVG	G	AB	R	H	2B	3B	HR	RBI	SH	SF	HB	BB-I	SO	SB	CS	GDP	SLG	OBP
2016	Hudson Valley	.300	67	247	26	74	18	2	4	40	0	3	5	30-0	39	1	0	10	.437	.382
2017	Bowling Green	.293	63	229	34	67	13	0	5	35	0	3	1	36-0	53	0	1	3	.415	.387
	Charlotte	.249	52	173	21	43	10	1	2	24	0	1	1	28-1	53	1	1	3	.353	.355
Minor League Totals		.284	182	649	81	184	41	3	11	99	0	7	7	94-1	145	2	2	16	.407	.376

LOWE, JOSH | INFIELDER ♦ OUTFIELDER |

BATS **Right**
 THROWS **Left**
 HEIGHT **6'4"**
 WEIGHT **190**

BORN **2/2/98 in Chesapeake, VA**
 RESIDES **Winter Garden, FL**
 SIGNING SCOUT **Milt Hill**
 ACQUIRED **Selected in the first round (13th overall) of the 2016 June Draft**

2017 Finished 4th among Rays minor leaguers with 22 SB...moved from third base to center field...ranked by *Baseball America* as the No. 11 prospect in the Rays system following the season...the publication also tabbed him as the Best Athlete (for the second consecutive year) and Best Outfield Arm in the organization. **2016** Ranked by *Baseball America* as the Best Infield Arm in the organization. **PERSONAL** His older brother, Nate, was drafted by the Rays in the 13th round of the 2016 June Draft out of Mississippi State...signed a letter of intent to play baseball at Florida State University before signing with the Rays.

YEAR	CLUB	AVG	G	AB	R	H	2B	3B	HR	RBI	SH	SF	HB	BB-I	SO	SB	CS	GDP	SLG	OBP
2016	GCL Rays	.258	28	93	14	24	6	1	2	15	0	1	0	20-1	27	1	1	0	.409	.386
	Princeton	.238	26	80	11	19	0	2	3	11	0	3	0	17-0	32	1	1	0	.400	.360
2017	Bowling Green	.268	118	456	60	122	26	2	8	55	4	5	0	42-0	144	22	8	5	.386	.326
Minor League Totals		.262	172	629	85	165	32	5	13	81	4	9	0	79-1	203	24	10	5	.391	.340



LUGO, ENYERBETH | RIGHT-HANDED PITCHER |

BATS **Right**
THROWS **Right**
HEIGHT **6'3"**
WEIGHT **160**

BORN **1/4/98** in **Coro, VEN**
RESIDES **Palma Sola, VEN**
SIGNING SCOUT **Euclides Vargas/Ronnie Blanco**
ACQUIRED **Signed as a free agent on July 2, 2014**

YEAR	CLUB	W	L	ERA	G	GS	CG	SHO	SV	IP	H	R	ER	HR	HB	BB-I	SO	WP	BK
2015	VSL Rays	4	1	3.97	16	0	0	0	0	34.0	26	18	15	1	5	24-0	20	20	1
2016	DSL Rays 2	1	2	4.50	17	0	0	0	4	26.0	24	15	13	0	5	21-0	23	9	1
2017	DSL Rays 2	0	0	3.52	19	0	0	0	6	30.2	23	17	12	1	4	20-0	27	6	0
Minor League Totals		5	3	3.97	52	0	0	0	10	90.2	73	50	40	2	14	65-0	70	35	2

LUKES, NATHAN | OUTFIELDER |

BATS **Left**
THROWS **Right**
HEIGHT **5'11"**
WEIGHT **185**

BORN **7/12/94** in **Portland, OR**
RESIDES **Scottsdale, AZ**
SIGNING SCOUT **Don Lyle (Indians)**
ACQUIRED **Via trade from Cleveland on Aug 1, 2016 (see page 273)**

YEAR	CLUB	AVG	G	AB	R	H	2B	3B	HR	RBI	SH	SF	HB	BB-I	SO	SB	CS	GDP	SLG	OBP
2015	Mahoning Valley	.313	5	16	4	5	2	0	0	5	0	0	0	2-0	4	0	0	0	.438	.389
2016	Lake County	.301	89	342	54	103	21	8	5	32	4	4	6	37-0	60	14	8	6	.453	.375
	Lynchburg	.261	5	23	3	6	1	0	0	1	0	0	0	0-0	5	1	0	0	.304	.261
	Charlotte	.194	21	67	5	13	1	0	1	4	1	0	0	3-0	9	0	1	1	.254	.229
2017	Charlotte	.400	6	20	3	8	1	0	0	3	0	0	0	2-0	4	1	2	0	.450	.455
	Montgomery	.270	98	359	46	97	15	5	3	35	4	6	3	32-1	71	6	8	5	.365	.330
Minor League Totals		.281	224	827	115	232	41	13	9	80	9	10	9	76-1	153	22	19	12	.394	.344

MARIS, PETER | INFIELDER |

BATS **Left**
THROWS **Right**
HEIGHT **5'10"**
WEIGHT **175**

BORN **6/16/93** in **Anaheim, CA**
RESIDES **Laguna Niguel, CA**
SIGNING SCOUT **Greg Whitworth**
ACQUIRED **Signed as a non-drafted free agent on June 15, 2015**

YEAR	CLUB	AVG	G	AB	R	H	2B	3B	HR	RBI	SH	SF	HB	BB-I	SO	SB	CS	GDP	SLG	OBP
2015	Princeton	.267	63	240	33	64	6	2	1	29	4	5	1	35-0	38	6	6	3	.321	.356
2016	Bowling Green	.270	84	281	39	76	11	3	5	42	5	7	1	35-1	49	4	7	7	.384	.346
2017	Charlotte	.290	104	359	52	104	13	3	6	33	10	2	1	39-1	42	13	5	7	.393	.359
Minor League Totals		.277	251	880	124	244	30	8	12	104	19	14	3	109-2	129	23	18	17	.370	.354

MARSDEN, JUSTIN | RIGHT-HANDED PITCHER |

BATS **Right**
THROWS **Right**
HEIGHT **6'4"**
WEIGHT **175**

BORN **1/27/97** in **Auburn, WA**
RESIDES **Auburn, WA**
SIGNING SCOUT **Paul Kirsch**
ACQUIRED **Selected in the 22nd round of the 2015 June Draft**

YEAR	CLUB	W	L	ERA	G	GS	CG	SHO	SV	IP	H	R	ER	HR	HB	BB-I	SO	WP	BK
2015	GCL Rays	0	1	3.14	6	0	0	0	0	14.1	6	5	5	0	1	6-0	14	2	0
2016										Injured-Did Not Pitch									
2017	GCL Rays	0	1	3.68	3	1	0	0	0	7.1	7	3	3	0	1	4-0	1	1	1
Minor League Totals		0	2	3.32	9	1	0	0	0	21.2	13	8	8	0	2	10-0	15	3	1



MARTE, JELFRY | INFILDER |

BATS **Switch**
 THROWS **Right**
 HEIGHT **5'11"**
 WEIGHT **165**

BORN **3/27/01** in La Vega, DR
 RESIDES **La Vega, DR**
 SIGNING SCOUT **Daniel Santana**
 ACQUIRED **Signed as a free agent on December 18, 2017**

MARTÍNEZ, YUNIOR | OUTFIELDER |

BATS **Switch**
 THROWS **Right**
 HEIGHT **6'1"**
 WEIGHT **165**

BORN **12/24/98** in Santiago, DR
 RESIDES **Santiago, DR**
 SIGNING SCOUT **Victor Torres/Daniel Santana**
 ACQUIRED **Signed as a free agent on November 18, 2015**

YEAR	CLUB	AVG	G	AB	R	H	2B	3B	HR	RBI	SH	SF	HB	BB-I	SO	SB	CS	GDP	SLG	OBP
2016	DSL Rays 1	.219	47	187	36	41	8	1	0	10	1	1	6	18-0	45	14	5	0	.273	.307
2017	DSL Rays 1	.265	50	189	25	50	1	2	1	5	2	0	3	10-1	52	35	13	1	.307	.312
Minor League Totals		.242	97	376	61	91	9	3	1	15	3	1	9	28-1	97	49	18	1	.290	.309

MASTROBUONI, MILES | INFILDER |

BATS **Left**
 THROWS **Right**
 HEIGHT **5'11"**
 WEIGHT **175**

BORN **10/31/95** in San Ramon, CA
 RESIDES **Livermore, CA**
 SIGNING SCOUT **Alan Hull**
 ACQUIRED **Selected in the 14th round of the 2016 June Draft**

YEAR	CLUB	AVG	G	AB	R	H	2B	3B	HR	RBI	SH	SF	HB	BB-I	SO	SB	CS	GDP	SLG	OBP
2016	Hudson Valley	.267	61	221	26	59	11	3	0	21	2	1	1	25-0	41	9	7	5	.344	.343
2017	Bowling Green	.264	104	379	61	100	17	3	3	39	3	6	0	51-1	66	18	7	6	.348	.346
Minor League Totals		.265	165	600	87	159	28	6	3	60	5	7	1	76-1	107	27	14	11	.347	.345

McGEE, EASTON | RIGHT-HANDED PITCHER |

BATS **Right**
 THROWS **Right**
 HEIGHT **6'7"**
 WEIGHT **220**

BORN **12/26/97** in Hopkinsville, KY
 RESIDES **Hopkinsville, KY**
 SIGNING SCOUT **James Bonnici**
 ACQUIRED **Selected in the fourth round of the 2016 June Draft**

YEAR	CLUB	W	L	ERA	G	GS	CG	SHO	SV	IP	H	R	ER	HR	HB	BB-I	SO	WP	BK
2016	GCL Rays	1	1	3.09	6	4	0	0	0	23.1	19	8	8	1	2	8-0	14	2	0
2017	Princeton	1	3	4.30	11	11	0	0	0	52.1	70	27	25	6	2	7-0	29	3	1
Minor League Totals		2	4	3.93	17	15	0	0	0	75.2	89	35	33	7	4	15-0	43	5	1

DID YOU KNOW?

ERIK WALKER COMMUNITY CHAMPION AWARD

The Erik Walker Community Champion Award annually recognizes one Rays minor league player who exemplifies teamwork, sportsmanship and community involvement, attributes exhibited by Rays minor league pitcher Erik Walker, who died tragically in an October 2006 canoeing accident. Walker was drafted by the Rays in June 2006 and had just completed his first professional season with the Hudson Valley Renegades when his life was cut short on Oct 26, just 11 days after his 23rd birthday. Each of the Rays six domestic minor league affiliates nominates a candidate for the award.



McKAY, BRENDAN | FIRST BASEMAN ♦ LEFT-HANDED PITCHER |

BATS **Left**
THROWS **Left**
HEIGHT **6'2"**
WEIGHT **210**

BORN **12/18/95** in **Beaver Falls, PA**
RESIDES **Darlington, PA**
SIGNING SCOUT **James Bonnici**
ACQUIRED **Selected in the first round (fourth overall) of the 2017 June Draft**

2017 Made 21 starts at first base, 15 starts at designated hitter and 6 starts on the mound...ranked by *Baseball America* as the No. 39 overall prospect in the minors following the season...was the No. 3 prospect in the Rays system and the No. 1 prospect in the NYPL...the publication also tabbed him as the Best Power Hitter in the organization...ranked by MLB.com as the No. 1 first base prospect and No. 5 left-handed pitching prospect...he and Shohei Ohtani (Angels) became the first players ever to begin a season on two of its Top 10 position lists. **PERSONAL** Was the highest drafted player out of the University of Louisville in program history...was the 2017 recipient of the Dick Howser Trophy—presented annually to the nation's top collegiate baseball player—and the Golden Spikes Award, which honors the top amateur baseball player in the United States...swept all seven major national player of the year awards in 2017, receiving the same honor from *Baseball America*, *Collegiate Baseball*, *D1Baseball*, *Perfect Game* and the American Baseball Coaches Association...is a three-time winner of collegiate baseball's John Olerud Award, given to the nation's top two-way player...was the No. 2 ranked player available in the 2017 June Draft by MLB.com and was ranked No. 3 by *Baseball America* and ESPN...previously selected by the Padres in the 34th round of the 2014 June Draft.

YEAR	CLUB	AVG	G	AB	R	H	2B	3B	HR	RBI	SH	SF	HB	BB-I	SO	SB	CS	GDP	SLG	OBP
2017	Hudson Valley	.232	36	125	16	29	4	1	4	22	0	1	2	21-0	33	2	0	1	.376	.349

YEAR	CLUB	W	L	ERA	G	GS	CG	SHO	SV	IP	H	R	ER	HR	HB	BB-I	SO	WP	BK
2017	Hudson Valley	1	0	1.80	6	6	0	0	0	20.0	10	4	4	3	0	5-0	21	1	0

MEDINA, LUÍS | RIGHT-HANDED PITCHER |

BATS **Right**
THROWS **Right**
HEIGHT **6'2"**
WEIGHT **175**

BORN **6/18/95** in **Miches, DR**
RESIDES **Miches, DR**
SIGNING SCOUT **Daniel Santana**
ACQUIRED **Signed as a free agent on March 3, 2016**

YEAR	CLUB	W	L	ERA	G	GS	CG	SHO	SV	IP	H	R	ER	HR	HB	BB-I	SO	WP	BK
2016	DSL Rays 1	2	2	3.63	14	0	0	0	1	22.1	23	14	9	0	5	15-0	27	3	0
2017	DSL Rays 1	1	2	2.86	16	0	0	0	1	28.1	18	15	9	0	3	19-0	23	5	0
Minor League Totals		3	4	3.20	30	0	0	0	2	50.2	41	29	18	0	8	34-0	50	8	0

MELLEY, BOBBY | INFELDER |

BATS **Left**
THROWS **Right**
HEIGHT **6'3"**
WEIGHT **230**

BORN **4/10/94** in **Hyannis, MA**
RESIDES **Centerville, MA**
SIGNING SCOUT **Tim Alexander**
ACQUIRED **Selected in the 34th round of the 2016 June Draft**

YEAR	CLUB	AVG	G	AB	R	H	2B	3B	HR	RBI	SH	SF	HB	BB-I	SO	SB	CS	GDP	SLG	OBP
2016	Princeton	.323	53	189	34	61	15	0	4	32	0	2	6	21-0	33	0	1	5	.466	.404
2017	Hudson Valley	.160	6	25	3	4	0	0	0	1	0	0	0	3-0	8	0	0	0	.160	.250
	Bowling Green	.252	47	159	22	40	6	0	3	23	0	3	2	22-0	33	0	0	4	.346	.344
Minor League Totals		.282	106	373	59	105	21	0	7	56	0	5	8	46-0	74	0	1	9	.394	.368



MELO, FERNANDO | LEFT-HANDED PITCHER |

BATS **Left**
THROWS **Left**
HEIGHT **6'6"**
WEIGHT **200**

BORN **12/31/99** in **La Romana, DR**
RESIDES **La Romana, DR**
SIGNING SCOUT **Daniel Santana**
ACQUIRED **Signed as a free agent on May 9, 2017**

YEAR	CLUB	W	L	ERA	G	GS	CG	SHO	SV	IP	H	R	ER	HR	HB	BB-I	SO	WP	BK
2017	DSL Rays 2	0	1	35.10	5	0	0	0	0	3.1	11	17	13	0	3	7-0	2	9	0

MÉNDEZ, DEIVY | RIGHT-HANDED PITCHER |

BATS **Right**
THROWS **Right**
HEIGHT **6'2"**
WEIGHT **160**

BORN **10/27/95** in **San Pedro de Macoris, DR**
RESIDES **San Pedro de Macoris, DR**
SIGNING SCOUT **Daniel Santana/Eddy Toledo**
ACQUIRED **Signed as a free agent on July 2, 2012**

YEAR	CLUB	W	L	ERA	G	GS	CG	SHO	SV	IP	H	R	ER	HR	HB	BB-I	SO	WP	BK
2013	DSL Rays	0	4	6.55	14	14	0	0	0	33.0	49	27	24	1	2	17-0	22	7	0
2014	GCL Rays	2	5	6.63	11	2	0	0	0	36.2	41	32	27	6	3	20-1	29	8	1
2015	Princeton	2	2	4.74	13	8	0	0	0	38.0	29	20	20	1	3	28-0	51	6	0
2016	Hudson Valley	1	3	2.65	17	0	0	0	0	37.1	16	15	11	2	5	26-1	51	7	0
2017	Bowling Green	2	5	5.53	34	0	0	0	2	55.1	48	36	34	6	2	44-2	84	12	1
Minor League Totals		7	19	5.21	89	24	0	0	2	200.1	183	130	116	16	15	135-4	237	40	2

MERCADO, DAVID (MICHAEL) | RIGHT-HANDED PITCHER |

BATS **Right**
THROWS **Right**
HEIGHT **6'4"**
WEIGHT **165**

BORN **4/15/99** in **Greenville, SC**
RESIDES **San Diego, CA**
SIGNING SCOUT **Jaime Jones**
ACQUIRED **Selected in the second round of the 2017 June Draft**

2017 Ranked by *Baseball America* as the No. 13 prospect in the Rays system following the season. **PERSONAL** As a high school senior, went 9-1 with a 0.69 ERA (70.2-IP, 7-ER) and 97 SO...both of his parents, David and Shelley, are former collegiate tennis players...prior to his junior year of high school, committed to play college baseball at Stanford University...also received offers from Arizona, Arizona State, San Diego State, Utah and Washington.

YEAR	CLUB	W	L	ERA	G	GS	CG	SHO	SV	IP	H	R	ER	HR	HB	BB-I	SO	WP	BK
2017	GCL Rays	0	0	1.69	8	8	0	0	0	21.1	21	4	4	1	0	4-0	14	4	0

MEZA, JULIO | CATCHER |

BATS **Right**
THROWS **Right**
HEIGHT **6'0"**
WEIGHT **165**

BORN **5/4/99** in **Barquisimeto, VEN**
RESIDES **Barquisimeto, VEN**
SIGNING SCOUT **Marlon Roche**
ACQUIRED **Signed as a free agent on March 27, 2017**

YEAR	CLUB	AVG	G	AB	R	H	2B	3B	HR	RBI	SH	SF	HB	BB-I	SO	SB	CS	GDP	SLG	OBP
2017	DSL Rays 2	.216	37	116	16	25	8	1	0	8	3	1	6	12-0	15	1	2	3	.302	.319

MILLER, ANDREW | CATCHER |

BATS **Left**
THROWS **Right**
HEIGHT **6'1"**
WEIGHT **200**

BORN **3/19/97** in **Tampa, FL**
RESIDES **Bartlett, TN**
SIGNING SCOUT **Rickey Drexler**
ACQUIRED **Selected in the 25th round of the 2017 June Draft**

YEAR	CLUB	AVG	G	AB	R	H	2B	3B	HR	RBI	SH	SF	HB	BB-I	SO	SB	CS	GDP	SLG	OBP
2017	Princeton	.169	36	136	19	23	8	1	2	14	1	0	5	12-0	60	1	1	2	.287	.261



MILLER, BRIAN | RIGHT-HANDED PITCHER |

BATS **Right**
THROWS **Right**
HEIGHT **6'4"**
WEIGHT **200**

BORN **7/15/92** in Nashville, TN
RESIDES **Franklin, TN**
SIGNING SCOUT **James Bonnici**
ACQUIRED **Selected in the 15th round of the 2014 June Draft**

YEAR	CLUB	W	L	ERA	G	GS	CG	SHO	SV	IP	H	R	ER	HR	HB	BB-I	SO	WP	BK
2014	Hudson Valley	0	0	0.00	7	0	0	0	3	13.0	2	1	0	0	0	1-0	16	1	0
	Bowling Green	0	1	6.75	7	0	0	0	3	8.0	15	6	6	0	1	1-0	8	1	0
2015	Bowling Green	3	3	1.85	38	0	0	0	7	58.1	44	15	12	2	2	11-1	38	5	0
2016	Charlotte	3	1	1.11	23	0	0	0	9	32.1	30	9	4	0	1	7-0	30	2	0
2017																			
										Injured-Did Not Pitch									
Minor League Totals		6	5	1.77	75	0	0	0	22	111.2	91	31	22	2	4	20-1	92	9	0

MILONE, THOMAS | OUTFIELDER |

BATS **Left**
THROWS **Left**
HEIGHT **5'11"**
WEIGHT **190**

BORN **1/26/95** in Stamford, CT
RESIDES **Monroe, CT**
SIGNING SCOUT **Tim Alexander**
ACQUIRED **Selected in the third round of the 2013 June Draft**

YEAR	CLUB	AVG	G	AB	R	H	2B	3B	HR	RBI	SH	SF	HB	BB-I	SO	SB	CS	GDP	SLG	OBP
2013	GCL Rays	.190	40	142	18	27	2	4	0	4	1	0	3	7-0	38	5	1	3	.261	.243
	Hudson Valley	.667	2	6	3	4	0	0	1	2	0	0	1	0-0	1	1	0	0	1.167	.714
2014	Princeton	.266	61	233	30	62	12	4	2	23	2	1	2	28-0	61	12	5	9	.378	.348
2015	Bowling Green	.248	119	472	64	117	17	5	3	28	5	2	8	39-1	93	26	14	6	.324	.315
2016	Charlotte	.206	115	355	36	73	11	5	2	22	6	3	8	36-0	98	15	11	5	.282	.291
2017	Charlotte	.242	68	215	25	52	14	1	1	17	1	2	1	21-0	45	2	5	4	.330	.310
Minor League Totals		.235	405	1423	176	335	56	19	9	96	15	8	23	131-1	336	61	36	27	.320	.309

MOATS, DALTON | LEFT-HANDED PITCHER |

BATS **Left**
THROWS **Left**
HEIGHT **6'3"**
WEIGHT **175**

BORN **5/24/95** in Kansas City, MO
RESIDES **Kansas City, MO**
SIGNING SCOUT **Rickey Drexler**
ACQUIRED **Selected in the 15th round of the 2016 June Draft**

YEAR	CLUB	W	L	ERA	G	GS	CG	SHO	SV	IP	H	R	ER	HR	HB	BB-I	SO	WP	BK
2016	Princeton	3	2	2.40	17	0	0	0	2	30.0	34	13	8	2	1	5-0	29	1	1
2017	Bowling Green	0	0	1.21	12	0	0	0	2	22.1	14	3	3	1	0	2-0	27	1	0
	Charlotte	6	1	2.21	25	0	0	0	11	40.2	25	10	10	2	1	10-2	26	2	0
Minor League Totals		9	3	2.03	54	0	0	0	15	93.0	73	26	21	5	2	17-2	82	4	1

MONCADA, LUÍS | LEFT-HANDED PITCHER |

BATS **Left**
THROWS **Left**
HEIGHT **6'1"**
WEIGHT **150**

BORN **2/28/98** in Ciudad Ojeda, VEN
RESIDES **Ciudad Ojeda, VEN**
SIGNING SCOUT **Euclides Vargas/Ronnie Blanco**
ACQUIRED **Signed as a free agent on March 27, 2015**

YEAR	CLUB	W	L	ERA	G	GS	CG	SHO	SV	IP	H	R	ER	HR	HB	BB-I	SO	WP	BK
2015	VSL Rays	3	1	6.95	14	0	0	0	0	22.0	33	24	17	1	4	15-0	14	3	1
2016	DSL Rays 2	0	6	2.19	14	14	0	0	0	61.2	49	21	15	1	1	29-0	51	10	1
2017	Princeton	4	2	5.59	13	6	0	0	0	38.2	46	27	24	6	3	18-0	28	7	0
Minor League Totals		7	9	4.12	41	20	0	0	0	122.1	128	72	56	8	8	62-0	93	20	2



MONTERO, REYNIER | RIGHT-HANDED PITCHER |

BATS **Right**
THROWS **Right**
HEIGHT **6'2"**
WEIGHT **165**

BORN **10/29/96** in San Pedro de Macoris, DR
RESIDES **San Pedro de Macoris, DR**
SIGNING SCOUT **Daniel Santana**
ACQUIRED **Signed as a free agent on February 11, 2015**

YEAR	CLUB	W	L	ERA	G	GS	CG	SHO	SV	IP	H	R	ER	HR	HB	BB-I	SO	WP	BK
2015	DSL Rays	1	0	7.23	12	0	0	0	1	18.2	15	17	15	0	5	17-0	16	9	0
2016	DSL Rays 1	2	2	2.63	18	0	0	0	3	37.2	23	14	11	2	3	14-0	24	7	1
2017	Princeton	0	1	4.82	5	0	0	0	1	9.1	9	7	5	1	0	10-0	5	4	0
	GCL Rays	1	1	5.27	7	0	0	0	0	13.2	12	8	8	2	2	9-0	11	2	2
Minor League Totals		4	4	4.42	42	0	0	0	5	79.1	59	46	39	5	10	50-0	56	22	3

MORAN, SPENCER | RIGHT-HANDED PITCHER |

BATS **Right**
THROWS **Right**
HEIGHT **6'6"**
WEIGHT **180**

BORN **4/2/96** in Des Moines, IA
RESIDES **Mesa, AZ**
SIGNING SCOUT **Ryan Henderson**
ACQUIRED **Selected in the 11th round of the 2014 June Draft**

YEAR	CLUB	W	L	ERA	G	GS	CG	SHO	SV	IP	H	R	ER	HR	HB	BB-I	SO	WP	BK
2014	GCL Rays	4	0	4.24	7	0	0	0	0	17.0	22	9	8	0	2	4-0	10	1	0
2015	Princeton	3	1	3.12	13	7	0	0	0	52.0	43	19	18	1	0	14-0	47	5	1
2016	Hudson Valley	4	1	2.64	14	12	0	0	0	61.1	44	20	18	7	4	28-0	38	3	1
2017	Bowling Green	1	2	3.70	21	7	0	0	1	58.1	62	28	24	2	0	31-0	43	5	0
Minor League Totals		12	4	3.24	55	26	0	0	1	188.2	171	76	68	10	6	77-0	138	14	2

MOSS, THOMAS (BENTON) | RIGHT-HANDED PITCHER |

BATS **Right**
THROWS **Right**
HEIGHT **6'2"**
WEIGHT **195**

BORN **2/21/93** in Tarboro, NC
RESIDES **Durham, NC**
SIGNING SCOUT **Brian Hickman**
ACQUIRED **Selected in the sixth round of the 2015 June Draft**

YEAR	CLUB	W	L	ERA	G	GS	CG	SHO	SV	IP	H	R	ER	HR	HB	BB-I	SO	WP	BK
2015	Hudson Valley	2	3	2.93	14	10	0	0	0	58.1	54	21	19	3	2	10-0	66	2	1
2016	Charlotte	7	10	3.72	26	21	1	0	0	138.0	132	67	57	11	4	39-0	118	8	1
2017	Charlotte	1	1	0.82	2	2	0	0	0	11.0	8	4	1	1	0	1-1	10	0	0
	Montgomery	4	5	3.58	13	12	0	0	0	70.1	72	37	28	10	2	18-1	56	1	0
Minor League Totals		14	19	3.40	55	45	1	0	0	277.2	266	129	105	25	8	68-2	250	11	2

MOZINGO, ZACK | RIGHT-HANDED PITCHER |

BATS **Left**
THROWS **Right**
HEIGHT **6'1"**
WEIGHT **215**

BORN **4/26/94** in Greenville, NC
RESIDES **LaGrange, NC**
SIGNING SCOUT **Joe Hastings**
ACQUIRED **Selected in the 23rd round of the 2017 June Draft**

YEAR	CLUB	W	L	ERA	G	GS	CG	SHO	SV	IP	H	R	ER	HR	HB	BB-I	SO	WP	BK
2017	GCL Rays	0	0	0.00	2	0	0	0	0	2.1	0	0	0	0	0	1-0	1	1	0
	Charlotte	0	0	0.00	1	0	0	0	0	2.2	0	0	0	0	1	0-0	1	0	0
	Hudson Valley	1	2	1.59	16	0	0	0	10	22.2	18	12	4	0	0	6-0	31	1	0
Minor League Totals		1	2	1.30	19	0	0	0	10	27.2	18	12	4	0	1	7-0	33	2	0



MUFFLEY, JORDYN | CATCHER |

BATS **Right**
THROWS **Right**
HEIGHT **6'1"**
WEIGHT **195**

BORN **4/14/97** in Kalamazoo, MI
RESIDES **Portage, MI**
SIGNING SCOUT **Tom Couston**
ACQUIRED **Selected in the 24th round of the 2017 June Draft**

YEAR	CLUB	AVG	G	AB	R	H	2B	3B	HR	RBI	SH	SF	HB	BB-I	SO	SB	CS	GDP	SLG	OBP
2017	GCL Rays	.150	14	40	6	6	2	0	0	2	1	0	5	3-0	5	2	1	2	.200	.292

MUJICA, ARTURO | LEFT-HANDED PITCHER |

BATS **Left**
THROWS **Left**
HEIGHT **6'3"**
WEIGHT **180**

BORN **6/4/96** in Ciudad Guayana, VEN
RESIDES **Ciudad Guayana, VEN**
SIGNING SCOUT **Marlon Roche/Ronnie Blanco**
ACQUIRED **Signed as a free agent on May 6, 2014**

YEAR	CLUB	W	L	ERA	G	GS	CG	SHO	SV	IP	H	R	ER	HR	HB	BB-I	SO	WP	BK
2014	VSL Rays	1	1	1.20	9	0	0	0	0	15.0	9	3	2	1	1	10-0	13	1	0
2015	VSL Rays	1	2	2.81	17	4	0	0	5	41.2	33	15	13	0	1	16-0	35	7	1
2016	DSL Rays 2	2	1	2.37	14	14	0	0	0	60.2	52	22	16	0	6	25-0	51	6	0
2017	GCL Rays	1	5	2.59	12	3	0	0	0	31.1	25	12	9	1	1	12-0	31	4	0
Minor League Totals		5	9	2.42	52	21	0	0	5	148.2	119	52	40	2	9	63-0	130	18	1

MULLER, CHRIS | RIGHT-HANDED PITCHER |

BATS **Right**
THROWS **Right**
HEIGHT **6'5"**
WEIGHT **210**

BORN **4/22/96** in Dallas, TX
RESIDES **Dallas, TX**
SIGNING SCOUT **Pat Murphy**
ACQUIRED **Selected in the 17th round of the 2017 June Draft**

MUÑOZ, JAIRO | RIGHT-HANDED PITCHER |

BATS **Right**
THROWS **Right**
HEIGHT **6'5"**
WEIGHT **175**

BORN **8/12/91** in Nagua, DR
RESIDES **Cabrera, DR**
SIGNING SCOUT **Edis Perez/Alvin Cuevas (Royals)**
ACQUIRED **Selected from Philadelphia in the Triple-A phase of the 2016 Rule 5 Draft**

YEAR	CLUB	W	L	ERA	G	GS	CG	SHO	SV	IP	H	R	ER	HR	HB	BB-I	SO	WP	BK
2011	DSL Royals	3	0	2.57	6	0	0	0	0	7.0	4	2	2	0	1	4-0	7	3	0
2012	DSL Royals	1	1	4.94	12	1	0	0	1	23.2	25	15	13	1	2	11-0	18	8	0
2013	AZL Royals	1	0	5.29	12	0	0	0	0	17.0	23	15	10	1	2	5-1	16	3	1
2014	Burlington	0	0	6.75	1	0	0	0	0	1.1	5	2	1	0	0	0-0	1	0	0
2015	DSL Phillies	1	1	1.80	8	0	0	0	6	10.0	5	3	2	0	0	4-0	14	0	0
	GCL Phillies	0	0	0.00	2	0	0	0	0	4.0	2	0	0	0	0	0-0	4	0	0
	Clearwater	0	0	0.00	1	0	0	0	0	2.0	2	1	0	0	0	1-0	1	0	0
	Lakewood	3	0	2.67	13	3	0	0	0	33.2	26	10	10	1	1	9-0	28	2	0
2016	Clearwater	0	1	1.13	6	0	0	0	0	8.0	6	1	1	0	0	5-0	7	1	0
	GCL Phillies	0	0	0.00	1	0	0	0	0	1.0	1	0	0	0	0	0-0	2	0	0
2017	Charlotte	0	1	15.00	5	0	0	0	0	6.0	9	10	10	1	2	5-0	8	6	0
Minor League Totals		9	4	3.88	67	4	0	0	7	113.2	108	59	49	4	8	44-1	106	23	1



MUÑOZ, VICTOR | RIGHT-HANDED PITCHER |

BATS **Right**
THROWS **Right**
HEIGHT **6'3"**
WEIGHT **160**

BORN **12/25/00** in Mao, DR
RESIDES **Mao, DR**
SIGNING SCOUT **Daniel Santana**
ACQUIRED **Signed as a free agent on July 2, 2017**

MYERS, TOBIAS | RIGHT-HANDED PITCHER |

BATS **Right**
THROWS **Right**
HEIGHT **6'1"**
WEIGHT **200**

BORN **8/5/98** in Winter Haven, FL
RESIDES **Winter Haven, FL**
SIGNING SCOUT **Kelvin Colon (Orioles)**
ACQUIRED **Via trade from Baltimore on July 31, 2017 (for INF Tim Beckham)**

2017 Acquired by the Rays at the July 31 trade deadline...recorded a career-high 10 SO on Aug 12 vs. Brooklyn (Mets), his second start in the Rays organization...ranked by *Baseball America* as the No. 15 prospect in the Rays system following the season. **PERSONAL** Selected by the Orioles in the sixth round of the 2016 June Draft...committed to pitch at the University of South Florida before signing with the Orioles.

YEAR	CLUB	W	L	ERA	G	GS	CG	SHO	SV	IP	H	R	ER	HR	HB	BB-I	SO	WP	BK
2016	GCL Orioles	0	0	4.70	3	3	0	0	0	7.2	10	5	4	1	0	2-0	4	0	0
2017	Aberdeen	2	2	3.94	7	7	1	0	0	29.2	28	20	13	0	4	6-0	35	7	1
	Hudson Valley	2	0	3.08	5	5	0	0	0	26.1	17	9	9	1	0	4-0	38	3	0
Minor League Totals		4	2	3.68	15	15	1	0	0	63.2	55	34	26	2	4	12-0	77	10	1

NAVAS, ADRIAN | RIGHT-HANDED PITCHER |

BATS **Right**
THROWS **Right**
HEIGHT **6'1"**
WEIGHT **190**

BORN **4/12/96** in Ciudad Bolívar, VEN
RESIDES **Ciudad Bolívar, VEN**
SIGNING SCOUT **Marlon Roche/Ronnie Blanco**
ACQUIRED **Signed as a free agent on January 24, 2013**

YEAR	CLUB	W	L	ERA	G	GS	CG	SHO	SV	IP	H	R	ER	HR	HB	BB-I	SO	WP	BK
2013	VSL Rays	0	1	1.86	3	3	0	0	0	9.2	12	2	2	0	1	3-0	10	2	0
2014										Injured-Did Not Pitch									
2015	VSL Rays	0	3	0.83	9	9	0	0	0	32.2	19	5	3	1	3	10-0	42	3	2
	GCL Rays	0	1	3.04	9	8	0	0	0	26.2	24	13	9	1	0	13-0	24	1	0
2016	Hudson Valley	5	2	2.39	12	12	0	0	0	60.1	46	19	16	4	5	13-0	45	4	0
2017	Bowling Green	12	9	4.73	24	22	0	0	0	125.2	117	70	66	18	9	46-1	123	8	1
Minor League Totals		17	16	3.39	57	54	0	0	0	255.0	218	109	96	24	18	85-1	244	18	3

NELO, ÁNGEL | CATCHER |

BATS **Right**
THROWS **Right**
HEIGHT **5'7"**
WEIGHT **165**

BORN **3/29/00** in Barquisimeto, VEN
RESIDES **Barquisimeto, VEN**
SIGNING SCOUT **Marlon Roche/Ronnie Blanco**
ACQUIRED **Signed as a free agent on July 2, 2016**

YEAR	CLUB	AVG	G	AB	R	H	2B	3B	HR	RBI	SH	SF	HB	BB-I	SO	SB	CS	GDP	SLG	OBP
2017	DSL Rays 1	.235	46	136	11	32	2	0	0	8	2	0	2	11-0	18	3	1	5	.250	.302

O'BRIEN, RILEY | RIGHT-HANDED PITCHER |

BATS **Right**
THROWS **Right**
HEIGHT **6'4"**
WEIGHT **170**

BORN **2/6/95** in Seattle, WA
RESIDES **Shoreline, WA**
SIGNING SCOUT **Paul Kirsch**
ACQUIRED **Selected in the eighth round of the 2017 June Draft**

YEAR	CLUB	W	L	ERA	G	GS	CG	SHO	SV	IP	H	R	ER	HR	HB	BB-I	SO	WP	BK
2017	Princeton	1	0	2.20	11	10	0	0	0	41.0	28	10	10	1	4	17-0	40	3	0



OLMEDO-BARRERA, DAVID | OUTFIELDER |

BATS **Left**
THROWS **Right**
HEIGHT **6'1"**
WEIGHT **210**

BORN **6/22/94** in Glendale, CA
RESIDES **La Canada, CA**
SIGNING SCOUT **Jaime Jones**
ACQUIRED **Selected in the 12th round of the 2015 June Draft**

YEAR	CLUB	AVG	G	AB	R	H	2B	3B	HR	RBI	SH	SF	HB	BB-I	SO	SB	CS	GDP	SLG	OBP
2015	Princeton	.288	44	170	25	49	10	1	4	21	1	1	7	8-0	34	4	4	2	.429	.344
2016	Bowling Green	.311	67	254	44	79	17	4	6	42	1	5	6	17-0	38	13	2	3	.480	.362
2017	Charlotte	.248	119	440	46	109	17	4	5	46	1	5	4	26-2	90	19	16	8	.339	.293
Minor League Totals		.274	230	864	115	237	44	9	15	109	3	11	17	51-2	162	36	22	13	.398	.323

ORTIZ, JESÚS | RIGHT-HANDED PITCHER |

BATS **Right**
THROWS **Right**
HEIGHT **6'2"**
WEIGHT **175**

BORN **8/4/97** in Aibonito, PR
RESIDES **Cayey, PR**
SIGNING SCOUT **Kevin Elfering**
ACQUIRED **Selected in the 24th round of the 2015 June Draft**

YEAR	CLUB	W	L	ERA	G	GS	CG	SHO	SV	IP	H	R	ER	HR	HB	BB-I	SO	WP	BK
2015	GCL Rays	2	2	5.12	11	0	0	0	0	19.1	19	11	11	1	2	6-0	12	2	3
2016	GCL Rays	3	3	3.48	12	7	0	0	0	44.0	41	19	17	1	3	10-1	26	3	1
2017	Princeton	0	1	9.95	4	0	0	0	0	6.1	7	9	7	1	1	6-0	6	1	0
	GCL Rays	0	1	3.15	8	1	0	0	0	20.0	16	8	7	1	1	5-0	11	2	0
Minor League Totals		5	7	4.22	35	8	0	0	0	89.2	83	47	42	4	7	27-1	55	8	4

ORTIZ, WILLY | RIGHT-HANDED PITCHER |

BATS **Right**
THROWS **Right**
HEIGHT **6'1"**
WEIGHT **175**

BORN **7/20/95** in San Pedro de Macoris, DR
RESIDES **San Pedro de Macoris, DR**
SIGNING SCOUT **Daniel Santana/Eddy Toledo**
ACQUIRED **Signed as a free agent on June 30, 2012**

YEAR	CLUB	W	L	ERA	G	GS	CG	SHO	SV	IP	H	R	ER	HR	HB	BB-I	SO	WP	BK
2012	DSL Rays	0	0	9.00	1	0	0	0	0	1.0	2	1	1	0	0	0-0	0	2	0
2013	DSL Rays	1	1	3.12	12	2	0	0	1	34.2	40	21	12	0	2	12-0	23	4	0
2014	DSL Rays	5	4	4.21	13	13	0	0	0	51.1	52	34	24	2	0	10-0	34	7	0
2015	DSL Rays	4	0	2.12	10	9	0	0	0	46.2	38	17	11	1	3	7-0	30	6	1
	GCL Rays	1	0	1.00	2	1	0	0	0	9.0	8	3	1	0	0	2-0	2	0	0
2016	Princeton	8	0	3.25	11	11	0	0	0	55.1	67	25	20	5	2	6-0	47	3	0
2017	Bowling Green	8	3	3.06	16	16	0	0	0	85.1	78	32	29	4	2	35-0	63	9	1
Minor League Totals		27	8	3.11	65	52	0	0	1	283.1	285	133	98	12	9	72-0	199	31	2

OSTBERG, ERIK | CATCHER |

BATS **Left**
THROWS **Right**
HEIGHT **5'10"**
WEIGHT **225**

BORN **10/12/95** in Northampton, MA
RESIDES **Florence, MA**
SIGNING SCOUT **Tim Alexander**
ACQUIRED **Selected in the 13th round of the 2017 June Draft**

YEAR	CLUB	AVG	G	AB	R	H	2B	3B	HR	RBI	SH	SF	HB	BB-I	SO	SB	CS	GDP	SLG	OBP
2017	GCL Rays	.188	28	85	12	16	3	0	0	4	1	2	3	15-1	30	1	0	3	.224	.324



OTT, TRAVIS | LEFT-HANDED PITCHER |

BATS **Left**
 THROWS **Left**
 HEIGHT **6'4"**
 WEIGHT **170**

BORN **6/29/95** in Chambersburg, PA
 RESIDES **Shippensburg, PA**
 SIGNING SCOUT **Bobby Myrick (Nationals)**
 ACQUIRED **Via trade from Washington on December 19, 2014 (see page 273)**

YEAR	CLUB	W	L	ERA	G	GS	CG	SHO	SV	IP	H	R	ER	HR	HB	BB-I	SO	WP	BK
2013	GCL Nationals	3	0	4.03	10	7	0	0	0	29.0	24	15	13	2	4	12-0	32	2	0
2014	Auburn	1	2	3.05	10	10	0	0	0	44.1	33	16	15	2	2	22-0	37	6	1
	Hagerstown	0	2	7.59	3	3	0	0	0	10.2	15	11	9	1	1	4-0	8	0	0
2015	Hudson Valley	6	3	3.90	13	13	0	0	0	60.0	61	29	26	6	6	20-0	56	7	1
2016	Hudson Valley	6	0	1.06	13	10	0	0	0	59.1	31	8	7	2	1	18-0	61	3	0
2017	Bowling Green	4	2	2.09	7	7	0	0	0	38.2	30	12	9	1	2	17-0	38	0	0
	Charlotte	6	1	2.04	20	14	0	0	2	79.1	50	21	18	5	5	35-1	94	4	0
Minor League Totals		26	10	2.72	76	64	0	0	2	321.1	244	112	97	19	21	128-1	326	22	2

PADILLA, NICK | RIGHT-HANDED PITCHER |

BATS **Right**
 THROWS **Right**
 HEIGHT **6'2"**
 WEIGHT **220**

BORN **12/24/96** in Bronx, NY
 RESIDES **Bronx, NY**
 SIGNING SCOUT **J.D. Elliby**
 ACQUIRED **Selected in the 13th round of the 2015 June Draft**

YEAR	CLUB	W	L	ERA	G	GS	CG	SHO	SV	IP	H	R	ER	HR	HB	BB-I	SO	WP	BK
2016	GCL Rays	0	2	2.01	8	8	0	0	0	22.1	22	10	5	0	0	7-0	19	2	0
2017	Hudson Valley	3	2	2.38	11	7	0	0	0	34.0	34	14	9	0	1	10-0	29	6	0
Minor League Totals		3	4	2.24	19	15	0	0	0	56.1	56	24	14	0	1	17-0	48	8	0

PADLO, KEVIN | INFIELDER |

BATS **Right**
 THROWS **Right**
 HEIGHT **6'2"**
 WEIGHT **200**

BORN **7/15/96** in Murrieta, CA
 RESIDES **Murrieta, CA**
 SIGNING SCOUT **Jon Lukens (Rockies)**
 ACQUIRED **Via trade from Colorado on January 28, 2016 (see page 273)**

YEAR	CLUB	AVG	G	AB	R	H	2B	3B	HR	RBI	SH	SF	HB	BB-I	SO	SB	CS	GDP	SLG	OBP
2014	Grand Junction	.300	48	160	32	48	15	4	8	44	1	2	4	31-0	38	6	1	2	.594	.421
2015	Asheville	.145	27	83	11	12	5	0	2	7	0	1	1	14-0	26	2	1	1	.277	.273
	Boise	.294	70	255	44	75	22	2	9	46	1	3	4	45-0	62	33	5	4	.502	.404
2016	Bowling Green	.229	115	414	71	95	22	3	16	66	2	6	7	79-1	134	14	9	10	.413	.358
2017	Charlotte	.223	64	220	28	49	13	3	6	34	0	4	0	35-1	60	4	5	5	.391	.324
	GCL Rays	.118	5	17	3	2	0	1	0	1	0	0	1	3-0	1	1	0	2	.235	.286
Minor League Totals		.245	329	1149	189	281	77	13	41	198	4	16	17	207-2	321	60	21	24	.441	.364



PALACIOS, JERMAINE | INFIELDER |

BATS **Right**
THROWS **Right**
HEIGHT **6'0"**
WEIGHT **145**

BORN **7/19/96** in Barquisimeto, VEN
RESIDES **Barquisimeto, VEN**
SIGNING SCOUT **José León (Twins)**
ACQUIRED **Via trade from Minnesota on February 17, 2018 (for RH Jake Odorizzi)**

YEAR	CLUB	AVG	G	AB	R	H	2B	3B	HR	RBI	SH	SF	HB	BB-I	SO	SB	CS	GDP	SLG	OBP
2014	DSL Twins	.270	49	178	40	48	11	6	0	29	2	3	7	35-0	37	14	3	2	.399	.404
2015	GCL Twins	.421	26	95	13	40	9	2	1	14	0	1	1	9-1	11	4	2	2	.589	.472
	Elizabethton	.336	31	140	23	47	14	2	2	23	0	2	0	3-0	20	5	2	5	.507	.345
2016	Cedar Rapids	.222	71	261	34	58	8	3	1	28	2	4	3	18-0	39	3	4	11	.287	.276
	Cedar Rapids	.320	62	259	52	83	13	6	11	39	0	0	5	12-0	46	9	8	7	.544	.362
	Fort Myers	.269	62	245	30	66	8	4	2	28	2	3	3	10-0	53	11	7	4	.359	.303
Minor League Totals		.290	301	1178	192	342	63	23	17	161	6	13	19	87-1	206	46	26	31	.426	.345

PARRETT, DAVID | CATCHER |

BATS **Right**
THROWS **Right**
HEIGHT **6'0"**
WEIGHT **200**

BORN **1/17/94** in Edmond, OK
RESIDES **Edmond, OK**
SIGNING SCOUT **Joe Hastings**
ACQUIRED **Signed as a non-drafted free agent on July 5, 2016**

YEAR	CLUB	AVG	G	AB	R	H	2B	3B	HR	RBI	SH	SF	HB	BB-I	SO	SB	CS	GDP	SLG	OBP
2016	GCL Rays	.120	9	25	3	3	1	0	0	2	0	0	2	0-0	13	0	0	1	.160	.185
2017	GCL Rays	.000	1	2	1	0	0	0	0	0	0	0	0	1-0	1	0	0	0	.000	.333
	Charlotte	.333	2	6	2	2	0	0	1	1	0	0	0	0-0	2	0	0	0	.833	.333
Minor League Totals		.152	12	33	6	5	1	0	1	3	0	0	2	1-0	16	0	0	1	.273	.222

PEDROZA, CRISTHIAN | INFIELDER |

BATS **Right**
THROWS **Right**
HEIGHT **5'10"**
WEIGHT **175**

BORN **2/14/99** in Caracas, VEN
RESIDES **Caracas, VEN**
SIGNING SCOUT **Juan Castillo/Ronnie Blanco**
ACQUIRED **Signed as a free agent on July 2, 2015**

YEAR	CLUB	AVG	G	AB	R	H	2B	3B	HR	RBI	SH	SF	HB	BB-I	SO	SB	CS	GDP	SLG	OBP
2016	DSL Rays 2	.281	58	217	31	61	12	1	0	20	1	1	8	27-0	34	10	8	3	.346	.379
2017	DSL Rays 2	.271	16	59	15	16	2	1	1	14	0	2	2	12-0	8	7	0	1	.390	.400
	GCL Rays	.203	26	79	11	16	4	0	0	10	0	0	2	11-0	19	5	1	0	.253	.315
Minor League Totals		.262	100	355	57	93	18	2	1	44	1	3	12	50-0	61	22	9	4	.332	.369

PEGUERO, JOEL | RIGHT-HANDED PITCHER |

BATS **Right**
THROWS **Right**
HEIGHT **5'11"**
WEIGHT **160**

BORN **5/5/97** in Santo Domingo, DR
RESIDES **Santo Domingo, DR**
SIGNING SCOUT **Daniel Santana**
ACQUIRED **Signed as a free agent on August 21, 2015**

YEAR	CLUB	W	L	ERA	G	GS	CG	SHO	SV	IP	H	R	ER	HR	HB	BB-I	SO	WP	BK
2016	DSL Rays 2	2	3	3.43	16	2	0	0	3	42.0	39	17	16	1	1	19-0	26	8	0
2017	Princeton	3	5	8.12	13	10	0	0	0	44.1	67	43	40	5	2	11-0	31	10	1
Minor League Totals		5	8	5.84	29	12	0	0	3	86.1	106	60	56	6	3	30-0	57	18	1



PEGUERO, MATTHEW | RIGHT-HANDED PITCHER |

BATS **Right**
THROWS **Right**
HEIGHT **6'2"**
WEIGHT **200**

BORN **1/12/00** in **Santiago de los Caballeros, DR**
RESIDES **Santiago de los Caballeros, DR**
SIGNING SCOUT **Victor Torres/Daniel Santana**
ACQUIRED **Signed as a free agent on May 26, 2017**

YEAR	CLUB	W	L	ERA	G	GS	CG	SHO	SV	IP	H	R	ER	HR	HB	BB-I	SO	WP	BK
2017	DSL Rays 1	0	4	4.22	13	6	0	0	0	32.0	25	17	15	1	2	20-1	21	3	0
	DSL Rays 2	1	0	0.00	1	0	0	0	0	3.0	0	0	0	0	0	1-0	4	0	0
Minor League Totals		1	4	3.86	14	6	0	0	0	35.0	25	17	15	1	2	21-1	25	3	0

PELAEZ, IVAN | LEFT-HANDED PITCHER |

BATS **Left**
THROWS **Left**
HEIGHT **5'9"**
WEIGHT **170**

BORN **2/1/94** in **Miami, FL**
RESIDES **Miami, FL**
SIGNING SCOUT **Rickey Drexler**
ACQUIRED **Selected in the 33rd round of the 2017 June Draft**

YEAR	CLUB	W	L	ERA	G	GS	CG	SHO	SV	IP	H	R	ER	HR	HB	BB-I	SO	WP	BK
2017	GCL Rays	3	0	1.80	11	1	0	0	2	30.0	26	7	6	0	0	7-2	23	1	0
	Hudson Valley	0	0	0.00	4	0	0	0	0	9.0	5	0	0	0	0	2-0	10	1	0
Minor League Totals		3	0	1.38	15	1	0	0	2	39.0	31	7	6	0	0	9-2	33	2	0

PEÑA, TONY | OUTFIELDER |

BATS **Right**
THROWS **Right**
HEIGHT **5'11"**
WEIGHT **180**

BORN **3/24/97** in **Puerto Plata, DR**
RESIDES **Puerto Plata, DR**
SIGNING SCOUT **Victor Torres/Daniel Santana**
ACQUIRED **Signed as a free agent on May 25, 2016**

YEAR	CLUB	AVG	G	AB	R	H	2B	3B	HR	RBI	SH	SF	HB	BB-I	SO	SB	CS	GDP	SLG	OBP
2016	DSL Rays 1	.312	30	109	24	34	9	1	3	13	0	0	4	15-0	29	3	1	1	.495	.414
2017	GCL Rays	.138	33	94	5	13	3	0	0	6	1	0	2	11-0	39	2	3	3	.170	.243
Minor League Totals		.232	63	203	29	47	12	1	3	19	1	0	6	26-0	68	5	4	4	.345	.336

PEREIRA, JOSÉ | INFIELDER |

BATS **Right**
THROWS **Right**
HEIGHT **5'11"**
WEIGHT **155**

BORN **3/3/99** in **Caucagua, VEN**
RESIDES **Caucagua, VEN**
SIGNING SCOUT **Juan Castillo/Ronnie Blanco**
ACQUIRED **Signed as a free agent on July 2, 2015**

YEAR	CLUB	AVG	G	AB	R	H	2B	3B	HR	RBI	SH	SF	HB	BB-I	SO	SB	CS	GDP	SLG	OBP
2016	DSL Rays 1	.168	53	173	18	29	2	1	0	13	1	2	5	14-0	37	3	3	2	.191	.247
2017	DSL Rays 1	.235	59	179	20	42	2	1	0	14	6	0	0	16-0	34	10	4	5	.257	.297
Minor League Totals		.202	112	352	38	71	4	2	0	27	7	2	5	30-0	71	13	7	7	.224	.272

PÉREZ, EDUARDO | LEFT-HANDED PITCHER |

BATS **Left**
THROWS **Left**
HEIGHT **6'1"**
WEIGHT **165**

BORN **9/27/97** in **San Rafael de Yuma, DR**
RESIDES **San Rafael de Yuma, DR**
SIGNING SCOUT **Daniel Santana**
ACQUIRED **Signed as a free agent on October 20, 2016**

YEAR	CLUB	W	L	ERA	G	GS	CG	SHO	SV	IP	H	R	ER	HR	HB	BB-I	SO	WP	BK
2017	DSL Rays 2	0	1	9.00	13	0	0	0	2	16.0	15	17	16	1	7	19-0	13	3	1



PÉREZ, LUÍS | CATCHER |

BATS Right
THROWS Right
HEIGHT 6'0"
WEIGHT 210

BORN 6/16/97 in Cartagena, COL
RESIDES Cartagena, COL
SIGNING SCOUT Daniel Santana
ACQUIRED Signed as a free agent on July 4, 2015

YEAR	CLUB	AVG	G	AB	R	H	2B	3B	HR	RBI	SH	SF	HB	BB-I	SO	SB	CS	GDP	SLG	OBP
2016	DSL Rays 1	.242	29	91	11	22	5	0	1	9	0	2	4	7-0	25	1	0	2	.330	.317
2017	DSL Rays 1	.178	39	118	8	21	5	0	0	7	1	1	4	12-2	28	4	2	2	.220	.274
Minor League Totals		.206	68	209	19	43	10	0	1	16	1	3	8	19-2	53	5	2	4	.268	.293

PFLUGHAUPT, BLAKE | LEFT-HANDED PITCHER |

BATS Left
THROWS Left
HEIGHT 6'0"
WEIGHT 205

BORN 9/4/96 in Eagle City, TX
RESIDES Fayetteville, TX
SIGNING SCOUT Pat Murphy
ACQUIRED Selected in the 27th round of the 2017 June Draft

YEAR	CLUB	W	L	ERA	G	GS	CG	SHO	SV	IP	H	R	ER	HR	HB	BB-I	SO	WP	BK
2017	GCL Rays	0	2	3.86	2	0	0	0	0	4.2	4	2	2	0	0	1-0	4	0	0
	Hudson Valley	1	0	5.12	12	0	0	0	1	19.1	27	15	11	1	1	6-0	19	1	0
Minor League Totals		1	2	4.88	14	0	0	0	1	24.0	31	17	13	1	1	7-0	23	1	0

PIKE, GARY (CHRIS) | RIGHT-HANDED PITCHER |

BATS Right
THROWS Right
HEIGHT 6'1"
WEIGHT 185

BORN 10/11/92 in Southhampton, NY
RESIDES Watermill, NY
SIGNING SCOUT J.D. Elliby
ACQUIRED Selected in the ninth round of the 2014 June Draft

YEAR	CLUB	W	L	ERA	G	GS	CG	SHO	SV	IP	H	R	ER	HR	HB	BB-I	SO	WP	BK
2014	Hudson Valley	4	1	2.72	12	10	0	0	0	53.0	41	16	16	2	2	15-0	44	5	0
2015	Bowling Green	10	7	3.13	22	22	0	0	0	129.1	124	53	45	8	3	31-0	83	11	2
2016	Charlotte	4	12	4.58	26	24	3	1	0	137.2	170	90	70	10	4	38-0	73	5	0
2017	Bowling Green	4	5	5.17	13	13	0	0	0	71.1	76	47	41	10	6	30-0	43	10	2
	Durham	0	0	4.91	1	0	0	0	1	3.2	4	2	2	1	0	2-0	2	0	0
Minor League Totals		22	25	3.96	74	69	3	1	1	395.0	415	208	174	31	15	116-0	245	31	4

PINTO, RENÉ | CATCHER |

BATS Right
THROWS Right
HEIGHT 5'10"
WEIGHT 180

BORN 11/2/96 in Maracay, VEN
RESIDES Palo Negro, VEN
SIGNING SCOUT William Bergolla/Ronnie Blanco/Marlon Roche
ACQUIRED Signed as a free agent on October 1, 2013

YEAR	CLUB	AVG	G	AB	R	H	2B	3B	HR	RBI	SH	SF	HB	BB-I	SO	SB	CS	GDP	SLG	OBP
2014	VSL Rays	.264	40	144	15	38	9	0	1	11	0	1	2	10-0	25	4	0	2	.347	.318
2015	VSL Rays	.323	51	201	42	65	14	7	6	38	0	5	4	17-0	29	5	4	3	.552	.379
2016	GCL Rays	.222	22	81	9	18	2	0	2	13	0	1	2	4-0	21	0	0	1	.321	.273
	Princeton	.309	18	68	13	21	7	0	6	15	0	1	1	3-0	17	0	0	0	.676	.342
2017	Bowling Green	.283	70	269	30	76	16	2	2	36	0	4	3	17-0	41	1	0	9	.379	.328
	GCL Rays	.429	4	14	4	6	1	0	1	3	0	0	0	3-0	1	0	0	0	.714	.529
Minor League Totals		.288	205	777	113	224	49	9	18	116	0	12	12	54-0	134	10	4	15	.444	.339



POLANCO, SABRIEL | CATCHER |

BATS **Right**
 THROWS **Right**
 HEIGHT **5'11"**
 WEIGHT **180**

BORN **4/4/95** in **Sosúa, DR**
 RESIDES **Sosúa, DR**
 SIGNING SCOUT **Daniel Santana**
 ACQUIRED **Signed as a free agent on December 12, 2014**

YEAR	CLUB	AVG	G	AB	R	H	2B	3B	HR	RBI	SH	SF	HB	BB-I	SO	SB	CS	GDP	SLG	OBP
2015	DSL Rays	.322	49	177	22	57	8	2	2	26	0	3	3	7-0	25	0	5	3	.424	.353
2016	DSL Rays 2	.284	60	229	40	65	15	2	6	37	0	0	6	24-0	28	6	0	7	.445	.367
2017	GCL Rays	.244	22	82	7	20	2	3	0	9	0	0	1	2-0	8	3	3	3	.341	.271
Minor League Totals		.291	131	488	69	142	25	7	8	72	0	3	10	33-0	61	9	8	13	.420	.346

PRENSA, RAFAEL | RIGHT-HANDED PITCHER |

BATS **Right**
 THROWS **Right**
 HEIGHT **6'4"**
 WEIGHT **190**

BORN **2/15/98** in **San Antonio de Guerra, DR**
 RESIDES **Santo Domingo Este, DR**
 SIGNING SCOUT **Daniel Santana**
 ACQUIRED **Signed as a free agent on February 10, 2017**

YEAR	CLUB	W	L	ERA	G	GS	CG	SHO	SV	IP	H	R	ER	HR	HB	BB-I	SO	WP	BK
2017	DSL Rays 1	2	6	3.93	14	14	0	0	0	55.0	57	29	24	0	5	19-0	38	6	0

RAMÍREZ, ABIEZEL | INFIELDER |

BATS **Switch**
 THROWS **Right**
 HEIGHT **5'11"**
 WEIGHT **145**

BORN **1/26/00** in **Azua, DR**
 RESIDES **Constanza, DR**
 SIGNING SCOUT **Alfredo Celestin/Daniel Santana**
 ACQUIRED **Signed as a free agent on July 2, 2016**

YEAR	CLUB	AVG	G	AB	R	H	2B	3B	HR	RBI	SH	SF	HB	BB-I	SO	SB	CS	GDP	SLG	OBP
2017	DSL Rays 2	.217	54	198	25	43	6	4	1	14	0	0	1	27-0	55	8	7	1	.303	.314

DID YOU KNOW?

ORGANIZATION 20-GAME HITTING STREAKS

No Rays major leaguer has ever compiled a hitting streak longer than the 19 games by Jason Bartlett, who in 2009 broke the former team record (Quinton McCracken's 18 in 1998). However, 12 minor leaguers have achieved streaks of at least 20 games within a season:

- | | |
|---|--|
| 28 Aubrey Huff, Orlando
8/10/99 - 9/7/99 | 22 Marcus McCain, Butte
7/23/96 - 8/14/96 |
| 27 Darnell McDonald, Durham
6/23/06 - 7/24/06 | 21 Hak-Ju Lee, Montgomery
6/17/12 - 7/11/12 |
| 24 Francisco Leandro, Visalia
7/12/05 - 8/5/05 | 20 Colt Simmons, Charleston
4/13/04 - 5/8/04 |
| 22 Jake Cronenworth, Charlotte
4/6/17 - 5/1/17 | 20 Joey Gomes, Visalia
7/4/05 - 7/24/05 |
| 22 Matt Diaz, Durham
6/20/04 - 7/11/04 | 20 Jason Pridie, Princeton
7/3/02 - 7/24/02 |
| 22 Joey Gomes, Bakersfield
5/7/03 - 5/29/03 | 20 Carl Crawford, Charleston
4/18/00 - 5/9/00 |

| TB |



RAMÍREZ, ÁNGEL | RIGHT-HANDED PITCHER |

BATS **Right**
THROWS **Right**
HEIGHT **6'2"**
WEIGHT **180**

BORN **12/25/96** in San José de Ocoa, DR
RESIDES **Constanza, DR**
SIGNING SCOUT **Alfredo Celestin/Daniel Santana**
ACQUIRED **Signed as a free agent on July 2, 2016**

YEAR	CLUB	W	L	ERA	G	GS	CG	SHO	SV	IP	H	R	ER	HR	HB	BB-I	SO	WP	BK
2017	DSL Rays 1	0	2	4.50	7	6	0	0	0	24.0	22	15	12	0	3	13-0	24	5	0

RAMÍREZ-MARTINEZ, JEAN | CATCHER |

BATS **Right**
THROWS **Right**
HEIGHT **6'0"**
WEIGHT **210**

BORN **4/27/93** in Bayamón, PR
RESIDES **Fort Worth, TX**
SIGNING SCOUT **Tom Couston**
ACQUIRED **Selected in the 28th round of the 2016 June Draft**

YEAR	CLUB	AVG	G	AB	R	H	2B	3B	HR	RBI	SH	SF	HB	BB-I	SO	SB	CS	GDP	SLG	OBP
2016	Princeton	.246	19	61	7	15	0	0	2	6	0	0	0	6-0	11	0	1	4	.344	.313
2017	Hudson Valley	.133	28	83	10	11	2	0	2	6	0	0	3	12-0	28	0	0	2	.229	.265
Minor League Totals		.181	47	144	17	26	2	0	4	12	0	0	3	18-0	39	0	1	6	.278	.285

RAMÍREZ, ROEL | RIGHT-HANDED PITCHER |

BATS **Right**
THROWS **Right**
HEIGHT **6'0"**
WEIGHT **200**

BORN **5/26/95** in Laredo, TX
RESIDES **Laredo, TX**
SIGNING SCOUT **Pat Murphy**
ACQUIRED **Selected in the eighth round of the 2013 June Draft**

YEAR	CLUB	W	L	ERA	G	GS	CG	SHO	SV	IP	H	R	ER	HR	HB	BB-I	SO	WP	BK
2013	GCL Rays	3	4	5.86	12	1	0	0	0	27.2	35	22	18	0	5	6-0	16	1	0
2014	Princeton	6	2	1.86	12	6	0	0	2	53.1	41	19	11	2	1	6-0	29	3	0
2015	Hudson Valley	4	3	2.97	13	13	0	0	0	69.2	67	27	23	3	1	11-0	43	5	0
2016	Bowling Green	7	8	4.68	25	18	0	0	3	107.2	126	68	56	10	5	30-0	79	9	3
2017	Bowling Green	1	0	3.00	2	0	0	0	1	6.0	5	2	2	1	0	3-1	7	1	0
	Charlotte	2	3	5.52	26	6	0	0	0	58.2	69	38	36	7	7	22-0	53	4	0
Minor League Totals		23	20	4.07	90	44	0	0	6	323.0	343	176	146	23	19	78-1	227	23	3

RAMÍREZ, WIKELMAN | RIGHT-HANDED PITCHER |

BATS **Right**
THROWS **Right**
HEIGHT **6'0"**
WEIGHT **185**

BORN **8/9/00** in Valencia, VEN
RESIDES **Valencia, VEN**
SIGNING SCOUT **Marlon Roche/Ronnie Blanco**
ACQUIRED **Signed as a free agent on August 9, 2016**

YEAR	CLUB	W	L	ERA	G	GS	CG	SHO	SV	IP	H	R	ER	HR	HB	BB-I	SO	WP	BK
2017	DSL Rays 2	1	1	1.02	13	9	0	0	1	35.1	25	6	4	0	0	9-0	29	6	0



RAMOS, REIMIN | RIGHT-HANDED PITCHER |

BATS **Right**
 THROWS **Right**
 HEIGHT **6'1"**
 WEIGHT **190**

BORN **4/27/96** in **Miches, DR**
 RESIDES **Higüey, DR**
 SIGNING SCOUT **Daniel Santana**
 ACQUIRED **Signed as a free agent on March 4, 2015**

YEAR	CLUB	W	L	ERA	G	GS	CG	SHO	SV	IP	H	R	ER	HR	HB	BB-I	SO	WP	BK
2015	DSL Rays	6	0	1.24	13	0	0	0	0	36.1	24	11	5	0	1	13-0	21	4	1
2016	Princeton	0	2	3.03	16	0	0	0	7	29.2	26	12	10	1	3	7-0	37	5	0
2017	Bowling Green	4	2	2.61	28	0	0	0	6	58.2	43	19	17	3	1	25-1	49	5	1
Minor League Totals		10	4	2.31	57	0	0	0	13	124.2	93	42	32	4	5	45-1	107	14	2

RENGIFO, LUIS | INFELDER |

BATS **Switch**
 THROWS **Right**
 HEIGHT **5'10"**
 WEIGHT **165**

BORN **2/26/97** in **Naguanagua, VEN**
 RESIDES **Valencia, VEN**
 SIGNING SCOUT **Tim Kissner/Emilio Carrasquel/Illich Salazar (Mariners)**
 ACQUIRED **Via trade from Seattle on August 6, 2017 (see page 274)**

YEAR	CLUB	AVG	G	AB	R	H	2B	3B	HR	RBI	SH	SF	HB	BB-I	SO	SB	CS	GDP	SLG	OBP
2014	VSL Mariners	.198	64	227	39	45	11	2	1	20	6	1	5	39-0	45	11	5	1	.278	.327
2015	DSL Mariners 2	.336	60	217	49	73	10	6	2	35	7	3	5	22-1	22	19	8	4	.465	.405
2016	AZL Mariners	.239	34	109	16	26	7	2	1	9	1	0	1	13-0	31	22	3	2	.367	.325
2017	Clinton	.250	102	400	65	100	24	4	11	44	6	3	8	33-0	80	29	14	8	.413	.318
	Bowling Green	.250	23	96	14	24	3	1	1	8	0	0	0	8-0	17	5	3	0	.333	.308
Minor League Totals		.255	283	1049	183	268	55	15	16	116	20	7	19	115-1	195	86	33	15	.382	.338

ROACH, JOEY | CATCHER |

BATS **Left**
 THROWS **Right**
 HEIGHT **5'11"**
 WEIGHT **200**

BORN **8/27/93** in **Waukesha, WI**
 RESIDES **Holly Springs, NC**
 SIGNING SCOUT **Milt Hill**
 ACQUIRED **Selected in the 31st round of the 2016 June Draft**

YEAR	CLUB	AVG	G	AB	R	H	2B	3B	HR	RBI	SH	SF	HB	BB-I	SO	SB	CS	GDP	SLG	OBP
2016	GCL Rays	.171	14	41	5	7	1	1	0	7	1	0	1	2-0	4	1	1	0	.244	.227
2017	Princeton	.305	21	82	13	25	5	0	1	11	1	1	1	10-0	11	0	1	1	.402	.383
	Bowling Green	.111	5	18	1	2	1	0	0	0	0	0	0	0-0	1	0	0	0	.167	.111
Minor League Totals		.241	40	141	19	34	7	1	1	18	2	1	2	12-0	16	1	2	1	.326	.308

ROCA, JOSÉ | RIGHT-HANDED PITCHER |

BATS **Right**
 THROWS **Right**
 HEIGHT **6'0"**
 WEIGHT **195**

BORN **8/27/96** in **Barcelona, VEN**
 RESIDES **Barcelona, VEN**
 SIGNING SCOUT **Marlon Roche/Ronnie Blanco**
 ACQUIRED **Signed as a free agent on December 4, 2015**

YEAR	CLUB	W	L	ERA	G	GS	CG	SHO	SV	IP	H	R	ER	HR	HB	BB-I	SO	WP	BK
2016	DSL Rays 1	2	1	1.36	15	0	0	0	1	33.0	25	8	5	0	1	17-1	13	7	0
2017	DSL Rays 2	3	0	3.12	14	8	0	0	2	49.0	34	20	17	1	6	30-0	32	8	0
Minor League Totals		5	1	2.41	29	8	0	0	3	82.0	59	28	22	1	7	47-1	45	15	0



RODRÍGUEZ, ALDOR | RIGHT-HANDED PITCHER |

BATS **Right**
THROWS **Right**
HEIGHT **6'0"**
WEIGHT **185**

BORN **7/4/97** in **Santo Domingo Norte, DR**
RESIDES **Sabana de la Mar, DR**
SIGNING SCOUT **Daniel Santana**
ACQUIRED **Signed as a free agent on July 4, 2015**

YEAR	CLUB	W	L	ERA	G	GS	CG	SHO	SV	IP	H	R	ER	HR	HB	BB-I	SO	WP	BK
2016	DSL Rays 1	0	2	4.21	15	0	0	0	1	25.2	19	13	12	0	1	10-0	17	4	0
2017	DSL Rays 1	3	6	3.41	14	13	0	0	0	60.2	54	29	23	0	3	24-2	46	7	1
Minor League Totals		3	8	3.65	29	13	0	0	1	86.1	73	42	35	0	4	34-2	63	11	1

RODRÍGUEZ, ÁNGEL | RIGHT-HANDED PITCHER |

BATS **Right**
THROWS **Right**
HEIGHT **6'5"**
WEIGHT **230**

BORN **1/28/98** in **Maracay, VEN**
RESIDES **Maracay, VEN**
SIGNING SCOUT **Marlon Roche/Ronnie Blanco**
ACQUIRED **Signed as a free agent on July 2, 2014**

YEAR	CLUB	W	L	ERA	G	GS	CG	SHO	SV	IP	H	R	ER	HR	HB	BB-I	SO	WP	BK
2015	VSL Rays	1	1	4.59	17	1	0	0	0	33.1	24	22	17	1	6	23-0	30	9	0
2016	DSL Rays 1	1	4	4.28	13	10	0	0	0	48.1	40	25	23	1	5	24-0	35	8	0
2017	GCL Rays	5	2	4.38	12	1	0	0	0	39.0	31	21	19	6	7	17-0	35	4	0
Minor League Totals		7	7	4.40	42	12	0	0	0	120.2	95	68	59	8	18	64-0	100	21	0

RODRÍGUEZ, DAVID | CATCHER |

BATS **Right**
THROWS **Right**
HEIGHT **5'11"**
WEIGHT **200**

BORN **2/25/96** in **Barcelona, VEN**
RESIDES **Barcelona, VEN**
SIGNING SCOUT **Marlon Roche/Ronnie Blanco**
ACQUIRED **Signed as a free agent on August 5, 2012**

YEAR	CLUB	AVG	G	AB	R	H	2B	3B	HR	RBI	SH	SF	HB	BB-I	SO	SB	CS	GDP	SLG	OBP
2013	VSL Rays	.329	64	237	44	78	14	0	12	29	0	0	8	24-1	62	5	2	1	.540	.409
2014	GCL Rays	.273	38	128	15	35	10	2	0	23	0	3	6	9-0	31	3	0	1	.383	.342
2015	Princeton	.258	45	178	20	46	7	1	4	27	0	0	3	15-0	39	1	1	5	.376	.327
2016	Bowling Green	.240	112	416	54	100	16	1	9	62	1	4	7	44-1	88	4	3	13	.349	.321
2017	Charlotte	.201	91	303	23	61	12	1	0	24	1	4	8	22-0	73	1	3	5	.248	.270
Minor League Totals		.254	350	1262	156	320	59	5	25	165	2	11	32	114-2	293	14	9	25	.368	.328

RODRÍGUEZ, EDGARDO | CATCHER |

BATS **Right**
THROWS **Right**
HEIGHT **6'0"**
WEIGHT **205**

BORN **11/29/00** in **Valencia, VEN**
RESIDES **Valencia, VEN**
SIGNING SCOUT **Carlos Leon/Marlon Roche/Ronnie Blanco**
ACQUIRED **Signed as a free agent on July 3, 2017**



ROJAS, OSCAR | OUTFIELDER |

BATS **Right**
THROWS **Right**
HEIGHT **5'11"**
WEIGHT **165**

BORN **7/5/96 in Cúpira, VEN**
RESIDES **Cúpira, VEN**
SIGNING SCOUT **Ronnie Blanco**
ACQUIRED **Signed as a free agent on December 17, 2012**

YEAR	CLUB	AVG	G	AB	R	H	2B	3B	HR	RBI	SH	SF	HB	BB-I	SO	SB	CS	GDP	SLG	OBP
2013	VSL Rays	.275	54	218	21	60	17	5	6	28	2	1	3	11-1	41	5	10	5	.482	.318
2014	VSL Rays	.282	55	220	30	62	18	1	2	21	1	1	2	10-4	30	18	3	3	.400	.318
2015	GCL Rays	.278	50	180	23	50	12	3	2	22	2	2	4	14-0	35	16	6	1	.411	.340
2016	Hudson Valley	.188	17	64	3	12	1	0	0	6	1	1	1	3-0	21	0	4	2	.203	.322
	Princeton	.318	34	132	18	42	9	3	2	17	1	1	2	10-0	37	7	3	2	.477	.372
2017	Hudson Valley	.259	61	224	24	58	8	3	2	28	0	5	3	13-0	46	7	6	5	.348	.302
Minor League Totals		.274	271	1038	119	284	65	15	14	122	7	11	15	61-5	210	53	32	18	.406	.320

ROMERO, ORLANDO | RIGHT-HANDED PITCHER |

BATS **Right**
THROWS **Right**
HEIGHT **6'0"**
WEIGHT **180**

BORN **9/26/96 in Cumaná, VEN**
RESIDES **Cumaná, VEN**
SIGNING SCOUT **Juan Castillo/Ronnie Blanco**
ACQUIRED **Signed as a free agent on July 11, 2013**

YEAR	CLUB	W	L	ERA	G	GS	CG	SHO	SV	IP	H	R	ER	HR	HB	BB-I	SO	WP	BK
2014	VSL Rays	2	4	3.86	12	9	0	0	0	32.2	34	16	14	0	2	15-0	28	8	0
	GCL Rays	0	0	9.64	3	0	0	0	0	4.2	5	5	5	0	1	2-0	6	1	0
2015	GCL Rays	0	4	5.08	8	5	0	0	0	28.1	36	18	16	1	2	16-0	17	5	0
2016	Princeton	3	3	4.45	14	1	0	0	0	30.1	31	17	15	0	4	17-0	27	1	0
2017	Bowling Green	1	4	4.14	24	0	0	0	7	41.1	35	24	19	3	1	24-1	48	4	0
Minor League Totals		6	15	4.52	61	15	0	0	7	137.1	141	80	69	4	10	74-1	126	19	0

RONDÓN, ADRIAN | INFIELDER |

BATS **Right**
THROWS **Right**
HEIGHT **6'1"**
WEIGHT **190**

BORN **7/7/98 in San Pedro de Macoris, DR**
RESIDES **San Pedro de Macoris, DR**
SIGNING SCOUT **Daniel Santana**
ACQUIRED **Signed as a free agent on July 7, 2014**

YEAR	CLUB	AVG	G	AB	R	H	2B	3B	HR	RBI	SH	SF	HB	BB-I	SO	SB	CS	GDP	SLG	OBP
2015	GCL Rays	.166	43	145	3	24	8	1	0	11	0	1	1	17-0	57	0	2	3	.234	.256
2016	Princeton	.249	52	193	29	48	10	2	7	36	1	1	2	13-0	58	1	5	6	.430	.301
2017	Bowling Green	.221	107	394	53	87	12	2	9	48	1	5	5	33-0	129	4	2	11	.330	.286
Minor League Totals		.217	202	732	85	159	30	5	16	95	2	7	8	63-0	244	5	9	20	.337	.284

ROSA, JEFFREY | RIGHT-HANDED PITCHER |

BATS **Right**
THROWS **Right**
HEIGHT **6'3"**
WEIGHT **220**

BORN **6/5/95 in La Altagracia, DR**
RESIDES **Higüey, DR**
ACQUIRED **Via trade from Washington on February 7, 2017 (for LH Enny Romero)**

YEAR	CLUB	W	L	ERA	G	GS	CG	SHO	SV	IP	H	R	ER	HR	HB	BB-I	SO	WP	BK
2015	DSL Nationals	1	4	3.05	13	13	0	0	0	56.0	38	25	19	3	7	29-0	69	15	0
2016	GCL Nationals	0	4	4.91	11	11	0	0	0	40.1	38	23	22	1	9	20-0	34	8	1
2017	Princeton	0	0	10.13	13	0	0	0	0	21.1	27	26	24	2	1	24-0	22	7	0
	GCL Rays	0	0	5.40	2	1	0	0	0	5.0	6	5	3	0	1	3-0	7	1	0
Minor League Totals		1	8	4.99	39	25	0	0	0	122.2	109	79	68	6	18	76-0	132	31	1



ROSENBERG, KENNY | LEFT-HANDED PITCHER |

BATS **Left**
 THROWS **Left**
 HEIGHT **6'1"**
 WEIGHT **195**

BORN **7/9/95** in **New York, NY**
 RESIDES **Santa Clarita, CA**
 SIGNING SCOUT **Greg Whitworth**
 ACQUIRED **Selected in the eighth round of the 2016 June Draft**

YEAR	CLUB	W	L	ERA	G	GS	CG	SHO	SV	IP	H	R	ER	HR	HB	BB-I	SO	WP	BK
2016	Princeton	0	1	5.87	3	1	0	0	0	7.2	8	5	5	1	0	2-0	6	1	0
	GCL Rays	1	1	1.31	9	0	0	0	2	20.2	15	5	3	1	0	4-0	27	3	0
2017	Bowling Green	7	7	4.28	24	20	0	0	1	113.2	118	62	54	15	4	40-1	133	9	1
Minor League Totals		8	9	3.93	36	21	0	0	3	142.0	141	72	62	17	4	46-1	166	13	1

RUSSELL, MICHAEL | INFIELDER |

BATS **Right**
 THROWS **Right**
 HEIGHT **6'2"**
 WEIGHT **200**

BORN **1/30/93** in **Roswell, GA**
 RESIDES **Huntersville, NC**
 SIGNING SCOUT **Brian Hickman**
 ACQUIRED **Selected in the fifth round of the 2014 June Draft**

YEAR	CLUB	AVG	G	AB	R	H	2B	3B	HR	RBI	SH	SF	HB	BB-I	SO	SB	CS	GDP	SLG	OBP
2015	Hudson Valley	.257	63	241	50	62	16	4	2	20	1	0	14	27-0	52	22	0	4	.382	.365
2016	Bowling Green	.293	109	396	76	116	28	5	8	48	1	3	13	45-0	64	29	9	10	.449	.381
2017	Montgomery	.246	106	386	56	95	24	3	6	43	1	9	7	28-0	85	20	6	8	.370	.302
Minor League Totals		.267	278	1023	182	273	68	12	16	111	3	12	34	100-0	201	71	15	22	.404	.348

RUTHERFORD, ZACH | INFIELDER |

BATS **Right**
 THROWS **Right**
 HEIGHT **6'2"**
 WEIGHT **180**

BORN **3/13/96** in **Portsmouth, VA**
 RESIDES **Chesapeake, VA**
 SIGNING SCOUT **Lou Wieben**
 ACQUIRED **Selected in the sixth round of the 2017 June Draft**

YEAR	CLUB	AVG	G	AB	R	H	2B	3B	HR	RBI	SH	SF	HB	BB-I	SO	SB	CS	GDP	SLG	OBP
2017	Princeton	.266	52	218	44	58	16	1	7	35	3	4	3	20-0	40	4	0	5	.445	.331

SABINO, STANLY | LEFT-HANDED PITCHER |

BATS **Left**
 THROWS **Left**
 HEIGHT **6'0"**
 WEIGHT **180**

BORN **9/26/97** in **Santo Domingo, DR**
 RESIDES **Santo Domingo, DR**
 SIGNING SCOUT **Daniel Santana**
 ACQUIRED **Signed as a free agent on October 12, 2015**

YEAR	CLUB	W	L	ERA	G	GS	CG	SHO	SV	IP	H	R	ER	HR	HB	BB-I	SO	WP	BK
2016	DSL Rays 1	4	1	2.97	17	1	0	0	0	33.1	24	14	11	1	3	14-0	31	6	0
2017	DSL Rays 1	0	1	0.00	1	0	0	0	0	2.2	2	2	0	0	1	1-1	2	1	1
	DSL Rays 2	1	2	2.25	12	12	0	0	0	52.0	27	14	13	3	5	29-0	55	10	3
Minor League Totals		5	4	2.45	30	13	0	0	0	88.0	53	30	24	4	9	44-1	88	17	4



SALINAS, JHONLEIDER | RIGHT-HANDED PITCHER |

BATS **Right**
 THROWS **Right**
 HEIGHT **6'7"**
 WEIGHT **205**

BORN **9/25/95** in Caracas, VEN
 RESIDES **Caracas, VEN**
 SIGNING SCOUT **Ramon Pena/Felix Nivar (Indians)**
 ACQUIRED **Via trade from Cleveland on August 1, 2016 (see page 273)**

YEAR	CLUB	W	L	ERA	G	GS	CG	SHO	SV	IP	H	R	ER	HR	HB	BB-I	SO	WP	BK
2015	DSL Indians	2	2	2.66	14	9	0	0	0	40.2	13	19	12	0	6	40-0	39	8	1
2016	AZL Indians	3	2	3.30	9	4	0	0	0	30.0	26	13	11	1	5	14-0	38	7	0
	GCL Rays	1	0	1.93	5	5	0	0	0	23.1	15	8	5	0	1	10-0	14	1	0
2017	Hudson Valley	3	1	3.49	13	9	0	0	0	56.2	47	24	22	3	4	29-0	63	12	2
Minor League Totals		9	5	2.99	41	27	0	0	0	150.2	101	64	50	4	16	93-0	154	28	3

SÁNCHEZ, ALDENIS | OUTFIELDER |

BATS **Right**
 THROWS **Right**
 HEIGHT **6'1"**
 WEIGHT **165**

BORN **9/26/98** in Santo Domingo Centro, DR
 RESIDES **Santo Domingo Centro, DR**
 SIGNING SCOUT **Daniel Santana**
 ACQUIRED **Signed as a free agent on August 12, 2016**

YEAR	CLUB	AVG	G	AB	R	H	2B	3B	HR	RBI	SH	SF	HB	BB-I	SO	SB	CS	GDP	SLG	OBP
2017	DSL Rays 2	.333	50	189	33	63	8	0	1	21	1	2	3	14-0	33	23	7	1	.392	.385

SÁNCHEZ, CRISTOPHER | LEFT-HANDED PITCHER |

BATS **Left**
 THROWS **Left**
 HEIGHT **6'5"**
 WEIGHT **165**

BORN **12/12/96** in La Romana, DR
 RESIDES **La Romana, DR**
 SIGNING SCOUT **Daniel Santana**
 ACQUIRED **Signed as a free agent on July 15, 2013**

YEAR	CLUB	W	L	ERA	G	GS	CG	SHO	SV	IP	H	R	ER	HR	HB	BB-I	SO	WP	BK
2014	DSL Rays	1	3	7.77	13	0	0	0	0	22.0	36	26	19	0	4	16-0	13	3	0
2015	DSL Rays	2	1	3.54	15	0	0	0	2	20.1	13	10	8	0	0	16-0	16	3	0
2016	DSL Rays 1	5	3	3.06	13	11	1	1	1	61.2	57	25	21	0	2	12-0	42	11	0
2017	Princeton	1	6	10.01	13	7	0	0	0	38.2	61	48	43	8	6	16-0	30	4	0
Minor League Totals		9	13	5.74	54	18	1	1	3	142.2	167	109	91	8	12	60-0	101	21	0

SÁNCHEZ, FRANCISCO | LEFT-HANDED PITCHER |

BATS **Left**
 THROWS **Left**
 HEIGHT **6'1"**
 WEIGHT **180**

BORN **4/24/98** in Guarenas, VEN
 RESIDES **Guarenas, VEN**
 SIGNING SCOUT **Juan Castillo/Ronnie Blanco**
 ACQUIRED **Signed as a free agent on August 5, 2014**

YEAR	CLUB	W	L	ERA	G	GS	CG	SHO	SV	IP	H	R	ER	HR	HB	BB-I	SO	WP	BK
2015	VSL Rays	0	2	6.55	13	13	0	0	0	33.0	28	30	24	5	6	31-0	23	10	0
2016	DSL Rays 1	1	2	3.38	13	12	0	0	0	42.2	34	20	16	0	3	21-0	34	8	0
2017	GCL Rays	0	3	15.75	6	2	0	0	0	12.0	23	21	21	0	4	11-0	8	5	3
Minor League Totals		1	7	6.26	32	27	0	0	0	87.2	85	71	61	5	13	63-0	65	23	3



SÁNCHEZ, JESÚS | OUTFIELDER |

BATS **Left**
THROWS **Right**
HEIGHT **6'2"**
WEIGHT **185**

BORN **10/7/97** in **Higüey, DR**
RESIDES **Higüey, DR**
SIGNING SCOUT **Daniel Santana**
ACQUIRED **Signed as a free agent on July 2, 2014**

2017 Named the Minor League Player of the Year by the Rays Baseball Operations department, leading Rays minor leaguers with 15 HR and 72 RBI and finishing 4th with a .305 avg. ...named Most Valuable Player for Class-A Bowling Green...was a Midwest League midseason and postseason All-Star and a Rays Organizational All-Star by MLB.com... ranked among MWL leaders in avg. (1st), hits (145, 2nd), runs batted in (1st) and total bases (227, 2nd)...ranked by *Baseball America* as the No. 49 overall prospect in the minors following the season...was the No. 5 prospect in the Rays system and the No. 7 prospect in the MWL...the publication also tabbed him as the Best Hitter for Average in the organization. **2016** Named MVP for the Rookie-level GCL Rays...ranked among league leaders in avg. (.323, 2nd), slugging pct. (.530, 2nd), triples (8, 1st) and total bases (87, 2nd)...his .323 avg. ranked 1st among Rays minor leaguers...selected to the Gulf Coast League postseason All-Star Team. **2015** Named MVP for the Rookie-level DSL Rays...ranked 4th in the Dominican Summer League in total bases (119). **PERSONAL** Is the only player in Rays history to win three separate team MVP awards since the organization began giving them in 2009.

YEAR	CLUB	AVG	G	AB	R	H	2B	3B	HR	RBI	SH	SF	HB	BB-I	SO	SB	CS	GDP	SLG	OBP
2015	DSL Rays	.335	61	239	36	80	13	7	4	45	1	6	2	20-2	32	8	1	6	.498	.382
2016	GCL Rays	.323	42	164	25	53	6	8	4	31	0	3	0	6-0	31	1	5	4	.530	.341
	Princeton	.347	14	49	8	17	4	0	3	8	1	0	0	3-0	12	1	0	0	.612	.385
2017	Bowling Green	.305	117	475	81	145	29	4	15	82	0	4	1	32-2	91	7	2	12	.478	.348
Minor League Totals		.318	234	927	150	295	52	19	26	166	2	13	3	61-4	166	17	8	22	.499	.358

SÁNCHEZ, LEONARDO | RIGHT-HANDED PITCHER |

BATS **Right**
THROWS **Right**
HEIGHT **6'3"**
WEIGHT **190**

BORN **12/16/98** in **Santa Bárbara, VEN**
RESIDES **Santa Bárbara, VEN**
SIGNING SCOUT **William Bergolla/Marlon Roche/Ronnie Blanco**
ACQUIRED **Signed as a free agent on September 8, 2016**

YEAR	CLUB	W	L	ERA	G	GS	CG	SHO	SV	IP	H	R	ER	HR	HB	BB-I	SO	WP	BK
2017	DSL Rays 1	0	2	6.04	14	0	0	0	0	22.1	24	16	15	0	4	15-0	13	7	1

SÁNCHEZ, RODOLFO | RIGHT-HANDED PITCHER |

BATS **Right**
THROWS **Right**
HEIGHT **5'10"**
WEIGHT **165**

BORN **1/12/00** in **Peravia, DR**
RESIDES **Peravia, DR**
SIGNING SCOUT **Miguel Richardson/Daniel Santana**
ACQUIRED **Signed as a free agent on July 2, 2016**

YEAR	CLUB	W	L	ERA	G	GS	CG	SHO	SV	IP	H	R	ER	HR	HB	BB-I	SO	WP	BK
2017	DSL Rays 2	5	1	3.73	17	1	0	0	4	31.1	26	16	13	3	4	15-0	33	2	1

SANDERS, PHOENIX | RIGHT-HANDED PITCHER |

BATS **Right**
THROWS **Right**
HEIGHT **5'10"**
WEIGHT **190**

BORN **6/5/95** in **Augsburg, GER**
RESIDES **Houma, LA**
SIGNING SCOUT **Brett Foley**
ACQUIRED **Selected in the 10th round of the 2017 June Draft**

YEAR	CLUB	W	L	ERA	G	GS	CG	SHO	SV	IP	H	R	ER	HR	HB	BB-I	SO	WP	BK
2017	Princeton	2	3	4.42	14	5	0	0	0	38.2	42	24	19	7	1	10-0	40	5	1



SANTANA, DANIEL | RIGHT-HANDED PITCHER |

BATS **Right**
THROWS **Right**
HEIGHT **6'2"**
WEIGHT **195**

BORN **4/16/98** in **Maiquetia, VEN**
RESIDES **Catia La Mar, VEN**
SIGNING SCOUT **Juan Castillo/Marlon Roche/Ronnie Blanco**
ACQUIRED **Signed as a free agent on July 2, 2016**

YEAR	CLUB	W	L	ERA	G	GS	CG	SHO	SV	IP	H	R	ER	HR	HB	BB-I	SO	WP	BK
2017	DSL Rays 1	0	0	7.58	13	0	0	0	0	19.0	25	16	16	1	6	11-0	12	7	0

SANTANA, YERSON | OUTFIELDER |

BATS **Right**
THROWS **Right**
HEIGHT **6'3"**
WEIGHT **195**

BORN **12/2/96** in **Cotui, DR**
RESIDES **Bávaro, DR**
SIGNING SCOUT **Daniel Santana**
ACQUIRED **Signed as a free agent on February 11, 2015**

YEAR	CLUB	AVG	G	AB	R	H	2B	3B	HR	RBI	SH	SF	HB	BB-I	SO	SB	CS	GDP	SLG	OBP
2015	DSL Rays	.245	49	143	28	35	3	3	2	20	0	5	8	25-0	48	13	8	0	.350	.376
2016	GCL Rays	.100	7	20	0	2	0	0	0	1	0	0	3	2-0	11	0	1	0	.100	.280
2017	Princeton	.000	1	4	0	0	0	0	0	0	0	0	0	0-0	2	0	0	0	.000	.000
	GCL Rays	.237	33	97	11	23	5	1	1	11	1	2	4	13-0	48	5	3	0	.340	.345
Minor League Totals		.227	90	264	39	60	8	4	3	32	1	7	15	40-0	109	18	12	0	.322	.353

SANTIAGO, KEVIN | INFILDER |

BATS **Switch**
THROWS **Right**
HEIGHT **6'0"**
WEIGHT **170**

BORN **9/28/97** in **Guayama, PR**
RESIDES **Patillas, PR**
SIGNING SCOUT **Victor Rodriguez**
ACQUIRED **Selected in the 20th round of the 2016 June Draft**

YEAR	CLUB	AVG	G	AB	R	H	2B	3B	HR	RBI	SH	SF	HB	BB-I	SO	SB	CS	GDP	SLG	OBP
2016	GCL Rays	.202	35	114	15	23	5	0	2	11	4	1	7	11-0	36	2	1	2	.298	.308
2017	Princeton	.208	30	101	13	21	5	1	2	15	0	1	4	10-0	47	6	0	1	.337	.302
Minor League Totals		.205	65	215	28	44	10	1	4	26	4	2	11	21-0	83	8	1	3	.316	.305

SANTODOMINGO, ROYBELL | RIGHT-HANDED PITCHER |

BATS **Right**
THROWS **Right**
HEIGHT **6'2"**
WEIGHT **170**

BORN **5/6/01** in **Maracaibo, VEN**
RESIDES **Maracaibo, VEN**
SIGNING SCOUT **Carlos Leon/Marlon Roche/Ronnie Blanco**
ACQUIRED **Signed as a free agent on July 5, 2017**

SANTOS, BRYAN | INFILDER |

BATS **Left**
THROWS **Left**
HEIGHT **6'0"**
WEIGHT **165**

BORN **5/4/99** in **Santo Domingo, DR**
RESIDES **Santo Domingo Este, DR**
SIGNING SCOUT **Daniel Santana**
ACQUIRED **Signed as a free agent on October 20, 2016**

YEAR	CLUB	AVG	G	AB	R	H	2B	3B	HR	RBI	SH	SF	HB	BB-I	SO	SB	CS	GDP	SLG	OBP
2017	DSL Rays 1	.213	59	183	13	39	13	1	0	15	3	5	4	29-0	52	1	7	2	.295	.326



SANTOS, FRAYLIN | RIGHT-HANDED PITCHER |

BATS **Right**
THROWS **Right**
HEIGHT **6'3"**
WEIGHT **190**

BORN **10/3/98** in Constanza, DR
RESIDES **Constanza, DR**
SIGNING SCOUT **Alfredo Celestin/Daniel Santana**
ACQUIRED **Signed as a free agent on June 15, 2016**

YEAR	CLUB	W	L	ERA	G	GS	CG	SHO	SV	IP	H	R	ER	HR	HB	BB-I	SO	WP	BK
2016	DSL Rays 2	1	0	2.33	10	0	0	0	1	19.1	18	6	5	0	1	13-0	16	0	0
2017	DSL Rays 1	2	3	1.94	14	10	0	0	0	51.0	40	13	11	0	4	14-0	32	1	1
Minor League Totals		3	3	2.05	24	10	0	0	1	70.1	58	19	16	0	5	27-0	48	1	1

SANTOS, MICHAEL | RIGHT-HANDED PITCHER |

BATS **Right**
THROWS **Right**
HEIGHT **6'4"**
WEIGHT **190**

BORN **5/29/95** in San Pedro de Macoris, DR
RESIDES **San Pedro de Macoris, DR**
ACQUIRED **Via trade from San Francisco on August 1, 2016 (see page 273)**

YEAR	CLUB	W	L	ERA	G	GS	CG	SHO	SV	IP	H	R	ER	HR	HB	BB-I	SO	WP	BK
2013	DSL Giants	1	2	2.75	4	4	0	0	0	19.2	18	7	6	0	0	6-0	18	4	0
2014	AZL Giants	4	3	2.56	12	12	0	0	0	59.2	59	26	17	3	4	13-0	50	9	0
2015	Augusta	0	2	3.44	9	9	0	0	0	36.2	38	17	14	2	3	10-0	23	3	0
	AZL Giants	0	0	0.00	2	1	0	0	0	3.0	0	0	0	0	0	2-0	5	0	0
2016	Augusta	4	2	2.91	10	10	1	1	0	58.2	61	24	19	0	0	5-0	44	2	0
2017	Charlotte	4	2	4.03	22	4	0	0	1	67.0	84	35	30	2	4	13-1	42	7	0
Minor League Totals		13	11	3.16	59	40	1	1	1	244.2	260	109	86	7	11	49-1	182	25	0

SCHRYVER, HUNTER | LEFT-HANDED PITCHER |

BATS **Left**
THROWS **Left**
HEIGHT **6'1"**
WEIGHT **195**

BORN **4/3/95** in Harrisburg, PA
RESIDES **Mechanicsburg, PA**
SIGNING SCOUT **Lou Wieben**
ACQUIRED **Selected in the seventh round of the 2017 June Draft**

YEAR	CLUB	W	L	ERA	G	GS	CG	SHO	SV	IP	H	R	ER	HR	HB	BB-I	SO	WP	BK
2017	Hudson Valley	4	0	3.12	20	0	0	0	6	34.2	35	13	12	2	2	5-0	38	3	0

SEIBERT, MALCOLM (MAC) | CATCHER |

BATS **Right**
THROWS **Right**
HEIGHT **6'0"**
WEIGHT **195**

BORN **11/17/93** in Cantonment, FL
RESIDES **Cantonment, FL**
SIGNING SCOUT **Rickey Drexler**
ACQUIRED **Signed as a non-drafted free agent on June 20, 2016**

YEAR	CLUB	AVG	G	AB	R	H	2B	3B	HR	RBI	SH	SF	HB	BB-I	SO	SB	CS	GDP	SLG	OBP
2016	Charlotte	.000	1	4	0	0	0	0	0	0	0	0	0	0-0	3	0	0	0	.000	.000
	GCL Rays	.143	3	7	0	1	0	0	0	0	0	0	0	0-0	3	0	0	0	.143	.143
2017	Princeton	.214	15	42	6	9	1	0	0	2	0	0	0	1-0	16	1	0	0	.238	.233
Minor League Totals		.189	19	53	6	10	1	0	0	2	0	0	0	1-0	22	1	0	0	.208	.204



SERRAPICA, JOE | RIGHT-HANDED PITCHER |

BATS **Left**
THROWS **Right**
HEIGHT **6'1"**
WEIGHT **215**

BORN **5/25/94** in **New Brunswick, NJ**
RESIDES **Manalapan, NJ**
SIGNING SCOUT **Tim Alexander**
ACQUIRED **Selected in the 24th round of the 2016 June Draft**

YEAR	CLUB	W	L	ERA	G	GS	CG	SHO	SV	IP	H	R	ER	HR	HB	BB-I	SO	WP	BK
2016	Hudson Valley	1	0	0.00	16	0	0	0	8	22.1	13	0	0	0	0	5-0	28	2	0
2017	Charlotte	1	0	7.36	16	0	0	0	0	22.0	27	20	18	3	1	12-0	20	6	0
	Bowling Green	2	1	2.61	15	0	0	0	4	20.2	18	7	6	5	0	7-0	21	2	0
Minor League Totals		4	1	3.32	47	0	0	0	12	65.0	58	27	24	8	1	24-0	69	10	0

SILVESTRE, REISSEL | OUTFIELDER |

BATS **Left**
THROWS **Right**
HEIGHT **6'0"**
WEIGHT **165**

BORN **4/7/98** in **San Pedro de Macoris, DR**
RESIDES **San Pedro de Macoris, DR**
SIGNING SCOUT **Daniel Santana**
ACQUIRED **Signed as a free agent on September 20, 2017**

SMITH, MICHAEL | OUTFIELDER |

BATS **Left**
THROWS **Left**
HEIGHT **5'10"**
WEIGHT **165**

BORN **5/30/97** in **Houston, TX**
RESIDES **Magnolia, TX**
SIGNING SCOUT **Pat Murphy**
ACQUIRED **Selected in the 18th round of the 2017 June Draft**

YEAR	CLUB	AVG	G	AB	R	H	2B	3B	HR	RBI	SH	SF	HB	BB-I	SO	SB	CS	GDP	SLG	OBP
2017	GCL Rays	.381	6	21	5	8	2	1	0	5	0	0	1	3-1	3	0	1	0	.571	.480
	Princeton	.268	31	123	20	33	2	1	0	10	0	0	4	14-0	24	6	2	0	.301	.362
Minor League Totals		.285	37	144	25	41	4	2	0	15	0	0	5	17-1	27	6	3	0	.340	.380

SMOOT, ALLEN | INFIELDER |

BATS **Left**
THROWS **Right**
HEIGHT **6'2"**
WEIGHT **200**

BORN **4/6/94** in **San Francisco, CA**
RESIDES **Moraga, CA**
SIGNING SCOUT **Alan Hull**
ACQUIRED **Selected in the 40th round of the 2017 June Draft**

YEAR	CLUB	AVG	G	AB	R	H	2B	3B	HR	RBI	SH	SF	HB	BB-I	SO	SB	CS	GDP	SLG	OBP
2017	GCL Rays	.223	36	112	11	25	2	3	0	7	0	1	4	9-0	24	1	3	2	.295	.302

STONE, JAKE | OUTFIELDER |

BATS **Left**
THROWS **Right**
HEIGHT **6'0"**
WEIGHT **200**

BORN **1/31/95** in **Escondido, CA**
RESIDES **Murrieta, CA**
SIGNING SCOUT **Alan Hull**
ACQUIRED **Signed as a non-drafted free agent on June 21, 2017**

YEAR	CLUB	AVG	G	AB	R	H	2B	3B	HR	RBI	SH	SF	HB	BB-I	SO	SB	CS	GDP	SLG	OBP
2017	GCL Rays	.301	45	146	24	44	11	2	2	14	0	2	3	19-2	34	10	3	2	.445	.388



STROTMAN, DREW | RIGHT-HANDED PITCHER |

BATS **Right**
 THROWS **Right**
 HEIGHT **6'3"**
 WEIGHT **195**

BORN **9/3/96** in Santa Clara, CA
 RESIDES **Sunnyvale, CA**
 SIGNING SCOUT **Alan Hull**
 ACQUIRED **Selected in the fourth round of the 2017 June Draft**

2017 Selected to the New York-Penn League midseason All-Star Team...ranked by *Baseball America* as the No. 19 prospect in the Rays system following the season...the publication also tabbed him as having the Best Control in the organization.

YEAR	CLUB	W	L	ERA	G	GS	CG	SHO	SV	IP	H	R	ER	HR	HB	BB-I	SO	WP	BK
2017	Hudson Valley	2	3	1.78	11	7	0	0	0	50.2	29	13	10	0	1	9-0	42	3	0

TAPIA, ALEXIS | RIGHT-HANDED PITCHER |

BATS **Right**
 THROWS **Right**
 HEIGHT **6'2"**
 WEIGHT **210**

BORN **8/10/95** in Valencia, VEN
 RESIDES **Valencia, VEN**
 SIGNING SCOUT **José León (Twins)**
 ACQUIRED **Via trade from Minnesota on July 31, 2015 (see page 273)**

YEAR	CLUB	W	L	ERA	G	GS	CG	SHO	SV	IP	H	R	ER	HR	HB	BB-I	SO	WP	BK
2013	DSL Twins	2	1	2.13	11	7	0	0	0	42.1	32	13	10	2	1	5-1	31	3	0
2014	GCL Twins	5	2	3.20	12	8	0	0	0	45.0	41	18	16	2	5	6-0	36	4	1
2015	Fort Myers	0	0	0.00	2	0	0	0	0	2.0	2	0	0	0	0	0-0	1	0	0
	Elizabethton	1	2	3.82	6	6	0	0	0	33.0	37	17	14	5	1	7-0	33	0	0
	Princeton	1	0	3.86	6	5	0	0	0	23.1	30	12	10	0	3	5-0	21	1	0
2016	Bowling Green	0	1	8.10	2	2	0	0	0	10.0	14	10	9	1	0	4-0	10	1	0
2017	Charlotte	0	0	1.35	2	2	0	0	0	6.2	3	1	1	1	0	3-0	9	1	0
Minor League Totals		9	6	3.33	41	30	0	0	0	162.1	159	71	60	11	10	30-1	141	10	1

TAYLOR, CURTIS | RIGHT-HANDED PITCHER |

BATS **Right**
 THROWS **Right**
 HEIGHT **6'6"**
 WEIGHT **215**

BORN **7/25/95** in Port Coquitlam, CAN
 RESIDES **Port Coquitlam, CAN**
 SIGNING SCOUT **Donnie Reynolds (Diamondbacks)**
 ACQUIRED **Via trade from Arizona on November 30, 2017 (for RH Brad Boxberger)**

YEAR	CLUB	W	L	ERA	G	GS	CG	SHO	SV	IP	H	R	ER	HR	HB	BB-I	SO	WP	BK
2016	Hillsboro	1	0	2.20	17	0	0	0	3	16.1	13	5	4	0	0	5-0	23	1	0
2017	Kane County	3	4	3.32	13	13	0	0	0	62.1	55	28	23	4	3	23-1	68	4	0
Minor League Totals		4	4	3.09	30	13	0	0	3	78.2	68	33	27	4	3	28-1	91	5	0

TEJEDA, GIOSER | CATCHER |

BATS **Right**
 THROWS **Right**
 HEIGHT **6'0"**
 WEIGHT **195**

BORN **9/23/97** in San Pedro de Macoris, DR
 RESIDES **San Pedro de Macoris, DR**
 SIGNING SCOUT **Daniel Santana**
 ACQUIRED **Signed as a free agent on July 2, 2015**

YEAR	CLUB	AVG	G	AB	R	H	2B	3B	HR	RBI	SH	SF	HB	BB-I	SO	SB	CS	GDP	SLG	OBP
2016	DSL Rays 1	.258	21	62	5	16	1	0	1	3	0	0	1	2-0	7	1	0	4	.323	.292
2017	DSL Rays 2	.233	33	103	15	24	8	0	0	15	0	3	2	18-0	16	1	3	3	.311	.349
Minor League Totals		.242	54	165	20	40	9	0	1	18	0	3	3	20-0	23	2	3	7	.315	.330



TENEROWICZ, ROBBIE | INFILDER |

BATS **Right**
THROWS **Right**
HEIGHT **6'1"**
WEIGHT **185**

BORN **1/6/95** in San Mateo, CA
RESIDES **Moraga, CA**
SIGNING SCOUT **Alan Hull**
ACQUIRED **Selected in the 27th round of the 2016 June Draft**

YEAR	CLUB	AVG	G	AB	R	H	2B	3B	HR	RBI	SH	SF	HB	BB-I	SO	SB	CS	GDP	SLG	OBP
2016	Princeton	.291	58	203	31	59	17	0	6	38	2	1	5	15-0	47	1	5	1	.463	.353
2017	Bowling Green	.295	94	349	43	103	25	3	11	37	0	1	8	32-0	67	4	3	6	.479	.367
Minor League Totals		.293	152	552	74	162	42	3	17	75	2	2	13	47-0	114	5	8	7	.473	.362

THOMPSON, DYLAN | RIGHT-HANDED PITCHER |

BATS **Left**
THROWS **Right**
HEIGHT **6'2"**
WEIGHT **180**

BORN **9/16/96** in Myrtle Beach, SC
RESIDES **Myrtle Beach, SC**
SIGNING SCOUT **Joe Barbera (Mariners)**
ACQUIRED **Via trade from Seattle on November 18, 2016 (see page 273)**

YEAR	CLUB	W	L	ERA	G	GS	CG	SHO	SV	IP	H	R	ER	HR	HB	BB-I	SO	WP	BK
2015	AZL Mariners	2	1	2.36	9	5	0	0	0	26.2	18	8	7	0	4	8-0	25	3	0
2016	AZL Mariners	0	1	5.79	3	1	0	0	0	4.2	6	3	3	0	0	4-0	6	0	0
2017	Hudson Valley	0	0	3.18	2	0	0	0	0	5.2	6	2	2	0	1	2-0	3	2	0
	Princeton	2	2	5.57	11	6	0	0	0	32.1	36	22	20	4	4	20-0	24	4	0
Minor League Totals		4	4	4.15	25	12	0	0	0	69.1	66	35	32	4	9	34-0	58	9	0

TONTÓN, JOSÉ | OUTFIELDER |

BATS **Right**
THROWS **Right**
HEIGHT **6'2"**
WEIGHT **205**

BORN **4/4/96** in San Pedro de Macoris, DR
RESIDES **San Pedro de Macoris, DR**
SIGNING SCOUT **Daniel Santana**
ACQUIRED **Signed as a free agent on April 14, 2014**

YEAR	CLUB	AVG	G	AB	R	H	2B	3B	HR	RBI	SH	SF	HB	BB-I	SO	SB	CS	GDP	SLG	OBP
2014	DSL Rays	.244	44	160	25	39	4	2	2	25	3	2	8	11-0	47	6	6	2	.331	.320
2015	DSL Rays	.286	41	168	30	48	7	5	3	25	0	1	5	12-0	52	7	4	2	.440	.349
2016	GCL Rays	.200	39	135	18	27	5	1	2	15	1	1	7	13-0	56	4	2	0	.296	.301
2017	Princeton	.193	26	83	14	16	2	3	3	12	0	1	1	5-0	33	1	1	1	.398	.244
Minor League Totals		.238	150	546	87	130	18	11	10	77	4	5	21	41-0	188	18	13	5	.366	.313

TORREALBA, JOSÉ | OUTFIELDER |

BATS **Right**
THROWS **Right**
HEIGHT **6'2"**
WEIGHT **170**

BORN **10/15/97** in Barinas, VEN
RESIDES **Barinas, VEN**
SIGNING SCOUT **William Bergolla/Ronnie Blanco**
ACQUIRED **Signed as a free agent on August 5, 2014**

YEAR	CLUB	AVG	G	AB	R	H	2B	3B	HR	RBI	SH	SF	HB	BB-I	SO	SB	CS	GDP	SLG	OBP
2015	VSL Rays	.250	52	184	22	46	4	3	3	15	0	2	5	12-0	65	7	6	1	.353	.310
2016	DSL Rays 1	.234	60	192	24	45	6	3	2	21	3	1	10	22-0	51	18	4	1	.328	.342
2017	DSL Rays 2	.285	58	207	23	59	8	5	0	26	0	2	7	26-4	49	19	7	6	.372	.380
Minor League Totals		.257	170	583	69	150	18	11	5	62	3	5	22	60-4	165	44	17	8	.352	.346



TORRES, HENRY | RIGHT-HANDED PITCHER |

BATS **Right**
THROWS **Right**
HEIGHT **6'2"**
WEIGHT **175**

BORN **3/24/98** in Montecristi, DR
RESIDES **Santiago de los Caballeros, DR**
SIGNING SCOUT **Carlos Herazo/Daniel Santana**
ACQUIRED **Signed as a free agent on July 2, 2017**

TRAGETON, ZACK | RIGHT-HANDED PITCHER |

BATS **Right**
THROWS **Right**
HEIGHT **6'3"**
WEIGHT **210**

BORN **9/2/98** in Las Vegas, NV
RESIDES **Las Vegas, NV**
SIGNING SCOUT **Ryan Henderson**
ACQUIRED **Selected in the sixth round of the 2016 June Draft**

YEAR	CLUB	W	L	ERA	G	GS	CG	SHO	SV	IP	H	R	ER	HR	HB	BB-I	SO	WP	BK
2016	GCL Rays	3	1	2.36	10	7	0	0	0	42.0	36	15	11	2	1	6-0	29	2	0
2017	Princeton	0	4	8.77	11	3	0	0	0	25.2	40	29	25	3	0	12-0	28	5	0
Minor League Totals		3	5	4.79	21	10	0	0	0	67.2	76	44	36	5	1	18-0	57	7	0

TRINIDAD, LUÍS | RIGHT-HANDED PITCHER |

BATS **Right**
THROWS **Right**
HEIGHT **6'0"**
WEIGHT **165**

BORN **5/16/98** in San Pedro de Macoris, DR
RESIDES **San Pedro de Macoris, DR**
SIGNING SCOUT **Daniel Santana**
ACQUIRED **Signed as a free agent on May 13, 2016**

YEAR	CLUB	W	L	ERA	G	GS	CG	SHO	SV	IP	H	R	ER	HR	HB	BB-I	SO	WP	BK
2016	DSL Rays 2	1	0	4.20	10	0	0	0	0	15.0	16	10	7	0	5	14-0	18	5	2
2017	DSL Rays 1	1	0	3.00	11	0	0	0	1	15.0	10	10	5	0	3	17-0	16	7	0
Minor League Totals		2	0	3.60	21	0	0	0	1	30.0	26	20	12	0	8	31-0	34	12	2

UTRERA, JOSEPH | LEFT-HANDED PITCHER |

BATS **Left**
THROWS **Left**
HEIGHT **6'3"**
WEIGHT **185**

BORN **9/24/99** in Aragua, VEN
RESIDES **Aragua, VEN**
SIGNING SCOUT **William Bergolla/Marlon Roche/Ronnie Blanco**
ACQUIRED **Signed as a free agent on September 8, 2017**

VALERA, ROBERT | CATCHER |

BATS **Right**
THROWS **Right**
HEIGHT **6'0"**
WEIGHT **165**

BORN **9/6/98** in Valencia, VEN
RESIDES **Valencia, VEN**
SIGNING SCOUT **Marlon Roche/Ronnie Blanco**
ACQUIRED **Signed as a free agent on December 4, 2015**

YEAR	CLUB	AVG	G	AB	R	H	2B	3B	HR	RBI	SH	SF	HB	BB-I	SO	SB	CS	GDP	SLG	OBP
2016	DSL Rays 2	.289	14	45	6	13	2	0	0	5	0	0	1	3-0	4	2	1	2	.333	.347
2017	DSL Rays 2	.225	51	182	30	41	6	1	0	16	1	1	6	16-0	20	4	6	8	.269	.307
Minor League Totals		.238	65	227	36	54	8	1	0	21	1	1	7	19-0	24	6	7	10	.282	.315

VALERIANO, SHURUENDY | RIGHT-HANDED PITCHER |

BATS **Right**
THROWS **Right**
HEIGHT **6'0"**
WEIGHT **160**

BORN **2/26/98** in Willemstad, Curaçao
RESIDES **Willemstad, Curaçao**
SIGNING SCOUT **Chairon Ilenia**
ACQUIRED **Signed as a free agent on September 1, 2017**



VALVERDE, ALEX | RIGHT-HANDED PITCHER |

BATS **Right**
THROWS **Right**
HEIGHT **6'2"**
WEIGHT **185**

BORN **9/26/96** in Coral Gables, FL
RESIDES **Miami, FL**
SIGNING SCOUT **Victor Rodriguez**
ACQUIRED **Selected in the 22nd round of the 2017 June Draft**

YEAR	CLUB	W	L	ERA	G	GS	CG	SHO	SV	IP	H	R	ER	HR	HB	BB-I	SO	WP	BK
2017	GCL Rays	0	1	3.18	4	3	0	0	0	11.1	8	5	4	1	4	2-0	11	0	1
	Hudson Valley	2	1	1.93	3	2	0	0	0	14.0	11	4	3	0	1	7-0	13	0	1
Minor League Totals		2	2	2.49	7	5	0	0	0	25.1	19	9	7	1	5	9-0	24	0	2

VARGA, CAMERON | RIGHT-HANDED PITCHER |

BATS **Right**
THROWS **Right**
HEIGHT **6'3"**
WEIGHT **205**

BORN **8/19/94** in Ypsilanti, MI
RESIDES **Bradenton, FL**
SIGNING SCOUT **James Bonnici**
ACQUIRED **Selected in the second round of the 2014 June Draft**

YEAR	CLUB	W	L	ERA	G	GS	CG	SHO	SV	IP	H	R	ER	HR	HB	BB-I	SO	WP	BK
2014	GCL Rays	2	0	2.51	5	1	0	0	0	14.1	12	4	4	0	0	1-0	14	0	0
	Princeton	1	1	4.74	5	5	0	0	0	19.0	26	12	10	1	0	7-0	11	1	0
2015	Hudson Valley	3	6	2.97	12	12	0	0	0	57.2	66	29	19	2	0	11-0	39	1	1
2016	Bowling Green	2	1	7.24	3	3	0	0	0	13.2	19	12	11	1	0	4-0	16	1	0
2017	Injured-Did Not Pitch																		
Minor League Totals		8	8	3.78	25	21	0	0	0	104.2	123	57	44	4	0	23-0	80	3	1

VARGAS, CARLOS | INFIELDER |

BATS **Right**
THROWS **Right**
HEIGHT **6'3"**
WEIGHT **170**

BORN **3/18/99** in Moca, DR
RESIDES **Moca, DR**
SIGNING SCOUT **Eddy Toledo/Scott Hunter/Tim Kisse (Mariners)**
ACQUIRED **Via trade from Seattle on January 11, 2017 (see page 273)**

YEAR	CLUB	AVG	G	AB	R	H	2B	3B	HR	RBI	SH	SF	HB	BB-I	SO	SB	CS	GDP	SLG	OBP
2016	DSL Mariners 1	.242	62	215	41	52	11	0	7	35	0	5	4	32-0	35	2	0	4	.391	.344
2017	GCL Rays	.245	54	188	21	46	13	0	5	27	0	0	5	19-2	37	2	2	4	.394	.330
Minor League Totals		.243	116	403	62	98	24	0	12	62	0	5	9	51-2	72	4	2	8	.392	.338

VARGAS, JHOSNER | INFIELDER |

BATS **Switch**
THROWS **Right**
HEIGHT **5'11"**
WEIGHT **160**

BORN **1/24/99** in Valencia, VEN
RESIDES **Tocuyito, VEN**
SIGNING SCOUT **William Bergolla/Ronnie Blanco**
ACQUIRED **Signed as a free agent on July 2, 2015**

YEAR	CLUB	AVG	G	AB	R	H	2B	3B	HR	RBI	SH	SF	HB	BB-I	SO	SB	CS	GDP	SLG	OBP
2016	DSL Rays 2	.264	17	53	6	14	0	1	0	2	2	0	0	8-0	6	1	0	0	.302	.361
2017	DSL Rays 2	.260	27	104	13	27	4	2	0	14	1	1	0	8-0	24	4	3	1	.337	.310
Minor League Totals		.261	44	157	19	41	4	3	0	16	3	1	0	16-0	30	5	3	1	.325	.328

VERBEL, DEWINS | INFIELDER |

BATS **Left**
THROWS **Right**
HEIGHT **6'0"**
WEIGHT **160**

BORN **12/24/99** in Cartagena, COL
RESIDES **Cartagena, COL**
SIGNING SCOUT **Angel Contreras/Ronnie Blanco**
ACQUIRED **Signed as a free agent on July 2, 2016**

YEAR	CLUB	AVG	G	AB	R	H	2B	3B	HR	RBI	SH	SF	HB	BB-I	SO	SB	CS	GDP	SLG	OBP
2017	DSL Rays 2	.152	48	138	13	21	2	0	0	10	2	2	4	28-0	39	6	2	1	.167	.308



VILLASMIL, FERMIN | CATCHER |

BATS **Right**
 THROWS **Right**
 HEIGHT **6'0"**
 WEIGHT **165**

BORN **2/4/00** in Barquisimeto, VEN
 RESIDES **Barquisimeto, VEN**
 SIGNING SCOUT **Carlos Leon/Marlon Roche/Ronnie Blanco**
 ACQUIRED **Signed as a free agent on March 27, 2017**

YEAR	CLUB	AVG	G	AB	R	H	2B	3B	HR	RBI	SH	SF	HB	BB-I	SO	SB	CS	GDP	SLG	OBP
2017	DSL Rays 1	.273	4	11	0	3	0	0	0	1	0	0	0	1-0	3	0	1	0	.273	.333

VOGEL, MATT | RIGHT-HANDED PITCHER |

BATS **Right**
 THROWS **Right**
 HEIGHT **6'0"**
 WEIGHT **185**

BORN **7/27/95** in Syosset, NY
 RESIDES **Medford, NY**
 SIGNING SCOUT **Joe Hastings**
 ACQUIRED **Selected in the 25th round of the 2016 June Draft**

YEAR	CLUB	W	L	ERA	G	GS	CG	SHO	SV	IP	H	R	ER	HR	HB	BB-I	SO	WP	BK
2016	GCL Rays	3	2	3.54	14	0	0	0	1	28.0	16	12	11	2	2	14-0	28	3	0
2017	Charlotte	0	0	9.00	2	0	0	0	0	4.0	1	4	4	0	0	7-0	6	0	0
	Hudson Valley	1	5	5.06	18	0	0	0	1	32.0	26	22	18	0	9	20-0	41	7	0
Minor League Totals		4	7	4.64	34	0	0	0	2	64.0	43	38	33	2	11	41-0	75	10	0

WALLS, DAVIS [TAYLOR] | INFIELDER |

BATS **Switch**
 THROWS **Right**
 HEIGHT **5'10"**
 WEIGHT **180**

BORN **7/10/96** in Americus, GA
 RESIDES **Cordele, GA**
 SIGNING SCOUT **Brett Foley**
 ACQUIRED **Selected in the third round of the 2017 June Draft**

YEAR	CLUB	AVG	G	AB	R	H	2B	3B	HR	RBI	SH	SF	HB	BB-I	SO	SB	CS	GDP	SLG	OBP
2017	Hudson Valley	.213	46	164	22	35	9	0	1	21	0	3	1	29-0	53	5	4	3	.287	.330

WHALEN, SEAVER | INFIELDER |

BATS **Right**
 THROWS **Right**
 HEIGHT **6'2"**
 WEIGHT **200**

BORN **2/5/95** in Clackamas, OR
 RESIDES **Vancouver, WA**
 SIGNING SCOUT **Paul Kirsch**
 ACQUIRED **Selected in the 32nd round of the 2017 June Draft**

YEAR	CLUB	AVG	G	AB	R	H	2B	3B	HR	RBI	SH	SF	HB	BB-I	SO	SB	CS	GDP	SLG	OBP
2017	Princeton	.248	37	121	19	30	7	0	2	10	1	1	13	7-0	17	3	1	2	.355	.352



WHITLEY, GARRETT | OUTFIELDER |

BATS **Right**
 THROWS **Right**
 HEIGHT **6'0"**
 WEIGHT **200**

BORN **3/13/97** in **Melrose, MA**
 RESIDES **North Port, FL**
 SIGNING SCOUT **Tim Alexander**
 ACQUIRED **Selected in the first round (13th overall) of the 2015 June Draft**

2017 Tied for 3rd among Rays minor leaguers with 13 HR and led the Hot Rods with 57 BB...hit .250/.381/.452 (26-for-104) with 11 XBH (5-2B, 2-3B, 4-HR) and 17 RBI in 27 games for the Perth Heat in the Australian Baseball League... ranked by *Baseball America* as the No. 9 prospect in the Rays system following the season. **2016** Ranked 3rd in the New York-Penn League with 21 SB...tied for the NYPL lead with 7 3B. **2015** Tabbed by *Baseball America* as the Fastest Base Runner and Best Athlete in the Rays system. **PERSONAL** Hit .351 with 3 HR, 13 RBI and 15 SB in 20 games as a high school senior...named the 2015 Gatorade Baseball Player of the Year in New York...was the highest high school draft selection out of New York state since the Indians drafted Manny Ramirez in 1991...had a 3.84 GPA and signed a letter of intent to play at Wake Forest University—the same school Rocco Baldelli committed to—before signing with the Rays.

YEAR	CLUB	AVG	G	AB	R	H	2B	3B	HR	RBI	SH	SF	HB	BB-I	SO	SB	CS	GDP	SLG	OBP
2015	GCL Rays	.188	30	96	12	18	4	2	3	13	0	2	2	16-0	25	5	4	2	.365	.310
	Hudson Valley	.143	12	42	3	6	0	1	0	4	0	0	1	5-0	12	3	1	0	.190	.250
2016	Hudson Valley	.266	65	256	38	68	12	7	1	31	0	0	6	30-0	75	21	5	4	.379	.356
2017	Bowling Green	.249	104	358	65	89	18	4	13	61	3	1	7	57-0	122	21	4	4	.430	.362
Minor League Totals		.241	211	752	118	181	34	14	17	109	3	3	16	108-0	234	50	14	10	.391	.347

WOODS JR., STEPHEN | RIGHT-HANDED PITCHER |

BATS **Right**
 THROWS **Right**
 HEIGHT **6'1"**
 WEIGHT **200**

BORN **6/10/95** in **New Hyde Park, NY**
 RESIDES **Station, NY**
 SIGNING SCOUT **Ray Callari (Giants)**
 ACQUIRED **Via trade from San Francisco on December 20, 2017 (see page 274)**

YEAR	CLUB	W	L	ERA	G	GS	CG	SHO	SV	IP	H	R	ER	HR	HB	BB-I	SO	WP	BK
2016	AZL Giants	0	2	2.67	10	8	0	0	0	27.0	25	19	8	0	3	17-0	25	2	0
	Salem-Keizer	1	0	5.63	2	2	0	0	0	8.0	7	6	5	1	0	5-0	12	5	0
2017	Augusta	6	7	2.95	23	23	0	0	0	110.0	93	46	36	3	5	64-0	113	20	0
Minor League Totals		7	9	3.04	35	33	0	0	0	145.0	125	71	49	4	8	86-0	150	27	0

DID YOU KNOW?

ORGANIZATION LEAGUE MVPs

YEAR PLAYER (LEAGUE)

1997 Jared Sandberg (Appalachian)
 1999 Andrew Beinbrink (New York-Penn)
 Steve Cox (International)
 2000 Josh Hamilton (South Atlantic)
 2001 Toby Hall (International)
 Jonny Gomes (Appalachian)
 2002 Rocco Baldelli (California)
 Wes Bankston (Appalachian)
 2005 Delmon Young (Southern)

YEAR PLAYER (LEAGUE)

2006 Reid Brignac (California)
 Kevin Witt (International)
 2007 Evan Longoria (Southern)
 2009 Desmond Jennings (Southern)
 2010 Dan Johnson (International)
 2011 Russ Canzler (International)
 2017 Brandon Lowe (Florida State)



YEPEZ, ANGEL | RIGHT-HANDED PITCHER |

BATS **Right**
THROWS **Right**
HEIGHT **6'1"**
WEIGHT **210**

BORN **4/27/95** in **Libertad, VEN**
RESIDES **Libertad, VEN**
SIGNING SCOUT **Euclides Vargas/Ronnie Blanco**
ACQUIRED **Signed as a free agent on February 20, 2013**

YEAR	CLUB	W	L	ERA	G	GS	CG	SHO	SV	IP	H	R	ER	HR	HB	BB-I	SO	WP	BK
2013	VSL Rays	1	0	5.06	5	2	0	0	0	10.2	13	9	6	2	1	5-0	7	2	0
2014	VSL Rays	0	0	1.71	7	6	0	0	0	21.0	16	9	4	1	2	6-0	15	2	0
	GCL Rays	2	3	1.74	12	9	0	0	0	51.2	48	16	10	1	1	7-0	38	4	0
2015	Hudson Valley	5	3	2.97	12	12	0	0	0	60.2	58	25	20	0	3	13-0	51	6	0
2016	Bowling Green	0	0	8.22	2	2	0	0	0	7.2	13	7	7	2	0	3-0	3	0	0
2017	GCL Rays	0	0	2.57	2	0	0	0	0	7.0	10	3	2	0	0	0-0	8	2	0
	Bowling Green	2	1	1.72	5	5	0	0	0	15.2	15	4	3	1	1	2-0	12	0	0
Minor League Totals		10	7	2.68	45	36	0	0	0	174.1	173	73	52	7	8	36-0	134	16	0

YORK, MICHAEL (MIKEY) | RIGHT-HANDED PITCHER |

BATS **Right**
THROWS **Right**
HEIGHT **6'2"**
WEIGHT **190**

BORN **2/24/96** in **Las Vegas, NV**
RESIDES **Las Vegas, NV**
SIGNING SCOUT **Ryan Henderson**
ACQUIRED **Selected in the fifth round of the 2016 June Draft**

YEAR	CLUB	W	L	ERA	G	GS	CG	SHO	SV	IP	H	R	ER	HR	HB	BB-I	SO	WP	BK
2016	Princeton	0	0	16.88	2	0	0	0	0	2.2	7	8	5	1	0	1-0	3	1	0
	GCL Rays	0	1	10.80	5	0	0	0	0	6.2	14	8	8	1	0	2-1	5	1	0
2017	Hudson Valley	4	1	0.82	8	8	0	0	0	44.0	28	5	4	2	1	8-0	37	4	0
	Bowling Green	1	1	1.06	3	3	0	0	0	17.0	7	2	2	1	0	3-0	16	0	0
Minor League Totals		5	3	2.43	18	11	0	0	0	70.1	56	23	19	5	1	14-1	61	6	0

ZERPA, JOSÉ | RIGHT-HANDED PITCHER |

BATS **Right**
THROWS **Right**
HEIGHT **6'4"**
WEIGHT **180**

BORN **3/29/97** in **Villa de Cura, VEN**
RESIDES **Villa de Cura, VEN**
SIGNING SCOUT **William Bergolla/Ronnie Blanco**
ACQUIRED **Signed as a free agent on February 12, 2014**

YEAR	CLUB	W	L	ERA	G	GS	CG	SHO	SV	IP	H	R	ER	HR	HB	BB-I	SO	WP	BK
2014	VSL Rays	1	1	3.65	14	2	0	0	0	24.2	23	18	10	2	2	16-0	12	4	0
2015	VSL Rays	2	1	4.54	10	9	0	0	0	37.2	44	24	19	4	2	8-0	35	3	2
2016	DSL Rays 1	0	3	3.16	6	3	0	0	0	25.2	23	14	9	1	5	2-0	19	0	0
2017	Injured-Did Not Pitch																		
Minor League Totals		3	5	3.89	30	14	0	0	0	88.0	90	56	38	7	9	26-0	66	7	2

ZOMBRO, TYLER | RIGHT-HANDED PITCHER |

BATS **Right**
THROWS **Right**
HEIGHT **5'10"**
WEIGHT **200**

BORN **9/2/94** in **Harrisonburg, VA**
RESIDES **Staunton, VA**
SIGNING SCOUT **Lou Wieben**
ACQUIRED **Signed as a non-drafted free agent on July 3, 2017**

YEAR	CLUB	W	L	ERA	G	GS	CG	SHO	SV	IP	H	R	ER	HR	HB	BB-I	SO	WP	BK
2017	GCL Rays	0	0	0.00	1	0	0	0	0	1.1	1	0	0	0	0	0-0	1	0	0
	Princeton	0	0	3.86	13	0	0	0	1	25.2	24	11	11	2	1	8-0	23	2	0
Minor League Totals		0	0	3.67	14	0	0	0	1	27.0	25	11	11	2	1	8-0	24	2	0



Rays Player Development Programs

MENTAL SKILLS TRAINING PROGRAM



**LANCE
GREEN**

MENTAL SKILLS
COORDINATOR



**JAMES
SCHWABACH**

MENTAL SKILLS
COORDINATOR

The Rays developed the Mental Skills Training Program (MSTP) to operate in conjunction with all other aspects of the Rays Player Development Program. While the primary focus of the program is with the players, it also serves all members of the organization, including administrative staff, coaches, managers and coordinators. Built upon the belief that what an athlete is thinking will influence his performance, the MSTP's goal is to develop a consistent, ideal mindset for performance. The basic mental skills of concentration, imagery, self-talk and self-mastery serve as the foundation of the program with complementary emphasis on other influences, such as cultural diversity, transitions from one level to the next, dealing with failure and adversity. When a player's performance level becomes inconsistent, his mental skills training provides him with a tool, something to "go to" in order to "fix it, forget it and move forward."

Dr. Lance Green enters his eighth year administering the program, and serves the Rays four full-season affiliates. In addition to his work with the Rays, Green is also an associate clinical professor of health and wellness at Tulane University.

James Schwabach enters his second season as mental skills coordinator, covering Rays short-season affiliates and extended spring training. He joined the Rays from Apex Performance Inc. in Charlotte, N.C. James received his bachelor's degree from Union College and master's from Ithaca College.

EMPLOYEE ASSISTANCE PROGRAM



**VINCE
LODATO**

EAP DIRECTOR

A key component of developing successful baseball players is providing each individual with a web of support and education as he transitions into adulthood. The Rays believe that developing quality persons who are also professional athletes goes a long way in producing quality major league players. The Rays offer their players and staff the Employee Assistance Program (EAP), which is designed to provide support, education, consultation and information throughout all areas of the Rays baseball operations department, both in the United States and abroad in Latin America.

Spearheading the EAP's efforts is Vince Lodato, who has been integral to the program's continued success since he began working with the Rays in 2001. Lodato has led the EAP with a proactive approach. Education and skills development are viewed as equally critical to a player's growth, with an understanding in place that each player's needs are different at different points in their journeys. The program reaches all levels of the organization, from in-season rookie orientation, instructional leagues and extended spring training to major league and minor league spring training.

During education sessions, players are instructed on topics such as the Rays Player Code of Conduct, drug abuse, performance enhancing substances and stimulants. In addition, Lodato covers the subjects of leadership, teamwork and developing one's career both on and off the field.



Scouting & International Operations

AMATEUR SCOUTING STAFF

DIRECTOR, AMATEUR SCOUTING
Rob Metzler
ASSISTANT, AMATEUR SCOUTING
Jeff Johnson

ADMINISTRATOR, SCOUTING
Samantha Birely

PART-TIME SCOUTS
**Jose Hernandez, Gilberto Martinez,
Casey Onaga, Jack Sharp, Donald Turley**



**CHUCK
RICCI**

NATIONAL
CROSSCHECKER



**JEFF
CORNELL**

MIDWEST
REGIONAL
SUPERVISOR



**KEVIN
ELFERING**

SOUTHEAST
REGIONAL
SUPERVISOR



**BRIAN
HICKMAN**

NORTHEAST
REGIONAL
SUPERVISOR



**JAKE
WILSON**

WEST
REGIONAL
SUPERVISOR



**RYAN
HENDERSON**

PITCHING
CROSSCHECKER

AREA SUPERVISORS



**MATT
ALISON**

MO, KS, NE, IA,
MN, ND, SD



**STEVE
AMES**

TN



**JAMES
BONNICI**

IN, OH, KY,
MI, N. TN



**ZACH
CLARK**

CT, MA, ME,
NH, NY, RI,
E. CANADA



**TOM
COUSTON**

IL, WI



**RICKEY
DREXLER**

LA, MS, AL, SW. TN



**BRETT
FOLEY**

N. FL



**JONATHAN
HALL**

AR, OK, N. TX



**JOE
HASTINGS**

NC, SC, E. TN



**DAVID
HAMLETT**

AZ, CO,
LAS VEGAS,
NM, UT, WY



**MILT
HILL**

GA



**ALAN
HULL**

N. CA, NV



**JAIME
JONES**

S. CA



**PAUL
KIRSCH**

AK, ID, MT, OR, WA



**PAT
MURPHY**

TX



**VICTOR
RODRIGUEZ**

S. FL



**GREG
WHITWORTH**

S. CA



**LOU
WIEBEN**

D.C., DE, MD, NJ,
PA, VA, WV



PRO SCOUTING STAFF

DIRECTOR, PRO SCOUTING

Kevin Ibach

COORDINATOR, PRO SCOUTING

Ryan Bristow



MIKE BROWN

PRO/
INTERNATIONAL
CROSSCHECKER



FRED REPKE

SPECIAL ASSIGN-
MENT SCOUT



BOB CLUCK

MAJOR LEAGUE
SCOUT



JASON COLE

PRO SCOUTING
CROSSCHECKER



KEN CALIFANO

PRO SCOUT



MAX COHEN

PRO SCOUT



J.D. ELLIBY

PRO SCOUT



JASON GREY

PRO SCOUT



BRIAN KEEGAN

PRO SCOUT



KEN KRAVEC

PRO SCOUT



MIKE LANGILL

PRO SCOUT



DAVE MYERS

PRO SCOUT



JEFF STEWART

PRO SCOUT



TYLER STOHER

PRO SCOUT

NOT PICTURED: TYLER CHAMBERLAIN-SIMON, PRO SCOUT

INTERNATIONAL OPERATIONS STAFF & SCOUTS

DIRECTOR, INTERNATIONAL SCOUTING

Carlos Rodriguez

ASST. DIRECTOR, INTERNATIONAL OPERATIONS

Patrick Walters

ASSISTANT, INTERNATIONAL OPERATIONS

George Pappas

INTERNATIONAL CROSSCHECKER

Steve Miller

DIRECTOR, SOUTH AMERICAN OPERATIONS

Ronnie Blanco

CONSULTANT, INTERNATIONAL OPERATIONS

John Gilmore

JAPAN SCOUT

Tateki Uchibori

DOMINICAN REPUBLIC SCOUTS

Daniel Santana (supervisor),

Nilson Antigua, Jose Gomez,

Remy Hernandez, Matias Laureano,

Victor Torres

VENEZUELA SCOUTS

Marlon Roche (supervisor),
William Bergolla, Juan Castillo,
Federico Hernandez, Carlos Leon,
Edward Rojas

LATIN AMERICA SCOUT

Carlos Herazo

COLOMBIA SCOUTS
Angel Contreras, Alexander Zuniga

BRAZIL SCOUTS

Orlando Cabrera, Tiago Campos,
Adriano de Souza

MEXICO SCOUTS

Eddie Diaz (supervisor),
Arturo Amador, Jorge Calvo

PANAMA SCOUT

Gustavo Zapata

CURACAO SCOUT

Chairon Isenia

TAIWAN SCOUT

Keith Hsu

KOREA SCOUT

Joe Park

CZECH REPUBLIC SCOUT

Jiri Vitt

COORDINATOR, LATIN AMERICAN
CULTURAL & EDUCATIONAL PROGRAMS

Milton Jamail



RONNIE BLANCO

DIRECTOR,
SOUTH AMERICAN
OPERATIONS



MILTON JAMAIL

COORD., LATIN
AMERICAN CULTURAL
& EDUCATIONAL
PROGRAMS



Expanding International Operations



TOP: The Rays Dominican Academy opened in April 2009 and can accommodate up to 92 players. **LEFT:** Chef Melvin Jorge at the Rays Dominican Academy.

CINTHIA ORTIZ, GREG MCMILLIN

WHILE BASEBALL REMAINS AMERICA'S NATIONAL PASTIME, IT HAS TRULY BECOME A GLOBAL GAME. TODAY, MORE THAN ONE-FOURTH OF ALL MAJOR LEAGUERS WERE BORN OUTSIDE OF THE UNITED STATES.

As a result, the Rays have expanded their international operations. While the organization spans the globe in the search for talent, the main focus is in the Dominican Republic and Venezuela, where Tampa Bay operates baseball academies.

In 2012, Carlos Rodriguez was named Director, Latin America Scouting and in late 2014 was promoted to Director, International Scouting. He supervises all of Tampa Bay's international scouting efforts with a strong focus in the Caribbean and South America, including the Dominican Republic and Venezuela. Steve Miller enters his fifth year as the Rays international crosschecker.

In 2006, shortly after the new ownership group took over, the Rays agreed to a partnership with the Dodgers where the two clubs would share Campo Las Palmas in the Dominican Republic, long considered the gold standard for Dominican facilities. Campo Las Palmas was home to the Rays baseball academy and a summer league team until

early 2009, when the organization inaugurated a new academy located on property adjacent to the Dodgers. The complex has two full diamonds and a half field, clubhouse, gym, covered batting cages, dining and living facilities, which can accommodate up to 92 players.

In 2007, the Rays opened their Venezuelan baseball academy in Guacara, 100 miles west of Caracas. In addition to baseball fields, the recently renovated Venezuelan academy includes a dining area and dormitory, which can accommodate 56 players. Ronnie Blanco, former general manager of the Magallanes baseball club in the Venezuelan professional league, oversees the Rays Venezuelan baseball operations. In 2007, Tampa Bay players joined together with Reds prospects to form a co-op team in the Venezuelan Summer League (VSL). In 2008, the Rays had a complete team of their own, and in 2009 and 2011 Tampa Bay won the VSL championship. The VSL closed its oper-





Rays officials with infielder Adrian Rondón after he signed his first professional contract in July 2014.

GEORGE PAPPAS/TAMPA BAY RAYS

ations after the 2015 season, prompting the Rays to add a second team in the Dominican Summer League starting in 2016.

The Rays also have scouting programs in Colombia coordinated by Angel Contreras; Curaçao, led by Chairon Isenia; Panama, with Gustavo Zapata; and Mexico, headed by Eddie Diaz.

The Rays also added Tiago Campos to their scouting presence in Brazil in 2017.

The Rays have also expanded scouting efforts in the Pacific Rim, Europe and Australia. Tateki “Bori” Uchibori, who served as an interpreter for former Rays infielder Akinori Iwamura, scouts for the Rays in Japan and Korea. In 2016, Joe Park was added to the Korean scouting staff. Keith Hsu covers Taiwan, and John Gilmore enters his tenth year as an international consultant assisting with coverage all over the world.

In 2013, the Rays hired Jairo de la Rosa, a former player in the Tampa Bay organization, to be the Latin America cultural coordinator, a role which enhances the English and cultural adjustment program already in place throughout the organization. In 2015, Lenore Sutton was hired as Florida education coordinator. Lenore has worked with the Rays organization since 2009 as the English instructor in Port Charlotte, Fla.

In 2017, the Rays continued a program to introduce U.S.-born minor league players to the organization’s Latin American operations. Four players selected in the 2017 June Draft—Michael Mercado, Zach Rutherford, Drew Strotman and Carl Chester—spent four days at the Rays Dominican academy getting a firsthand look at the country that produces so much major league talent.



June Draft History

2017 DRAFT

RD	NAME	POS	SCHOOL
1	Brendan McKay	LHP/1B	Univ. of Louisville
A	Drew Rasmussen	RHP	Oregon State Univ.
2	Michael Mercado	RHP	Westview (CA) HS
3	Taylor Walls	SS	Florida State Univ.
4	Drew Strotman	RHP	Saint Mary's College (Calif.)
5	Josh Fleming	LHP	Webster Univ.
6	Zach Rutherford	SS	Old Dominion Univ.
7	Hunter Schryver	LHP	Villanova Univ.
8	Riley O'Brien	RHP	Coll. of Idaho
9	Andrew Gist	LHP	Univ. of Georgia
10	Phoenix Sanders	RHP	Univ. of South Florida
11	Justin Lewis	RHP	Univ. of Kentucky
12	Carl Chester	CF	Univ. of Miami (Fla.)
13	Erik Ostberg	C	Univ. of Hartford
14	Vincent Byrd	1B	Long Beach CC
15	Bryce Brown	CF	Jackson State Univ.
16	Caleb Bolden	RHP	Pleasant Grove (TX) HS
17	Chris Muller	RHP	Univ. of Texas at San Antonio
18	Michael Smith	CF	San Jacinto Coll. North (Texas)
19	Tyler Day	RHP	Colorado Mesa Univ.
20	Drew Quezada	RHP	Cypress College (Calif.)
21	Paul Campbell	RHP	Clemson Univ.
22	Alex Valverde	RHP	Miami Dade CC South
23	Zack Mozingo	RHP	Univ. of Mount Olive
24	Jordyn Muffley	C	Parkland College (Ill.)
25	Andrew Miller	C	Southwest Tennessee CC
26	Scott Schreiber	1B	Univ. of Nebraska
27	Blake Pflughaupt	LHP	Galveston College (Texas)
28	Justin Bridgman	SS	Univ. of Nevada, Reno
29	Ryan Askew	RHP	Mercer Univ.
30	Gavin Williams	RHP	Cape Fear (NC) HS
31	Chris Williams	C	Clemson Mesa
32	Seaver Whalen	3B	Lewis-Clark State Coll. (Idaho)
33	Ivan Pelaez	LHP	Faulkner Univ.
34	Trey Hair	2B	Univ. of Evansville
35	Garrett Anderson	RHP	Florida Gulf Coast Univ.
36	Kyle Goodbrand	RHP	UC San Diego
37	Cole Cabrera	CF	Punahou (HI) HS
38	JJ Schwarz	C	Univ. of Florida
39	Jonathan Stroman	RHP	La Cueva (NM) HS
40	Allen Smoot	3B	Univ. of San Francisco

BOLD INDICATES PLAYER SIGNED (31 OF 41 SIGNED)

2016 TOP 10 DRAFT PICKS

RD	NAME	POS	SCHOOL
1	Joshua Lowe	3B	Pope (GA) HS
2	Ryan Boldt	CF	Univ. of Nebraska
B	Jake Fraley	CF	Louisiana State Univ.
3	Austin Franklin	RHP	Paxton (FL) HS
4	Easton McGee	RHP	Hopkinsville (KY) HS
5	Mikey York	RHP	Coll. of Southern Nevada
6	Zack Trageton	RHP	Faith Lutheran (NV) HS
7	J.D. Busfield	RHP	Loyola Marymount Univ.
8	Kenny Rosenberg	LHP	Cal State Northridge
9	Peter Bayer	RHP	Cal Poly Pomona
10	Spencer Jones	RHP	Univ. of Washington

2015 TOP 10 DRAFT PICKS

RD	NAME	POS	SCHOOL
1	Garrett Whitley	OF	Niskayuna (NY) HS
2	Chris Betts	C	Woodrow Wilson (CA) HS
3	Brandon Lowe	2B	Univ. of Maryland
4	Brandon Koch	RHP	Dallas Baptist Univ.
5	Joe McCarthy	OF	Univ. of Virginia
6	Benton Moss	RHP	Univ. of North Carolina
7	Jake Cronenworth	INF	Univ. of Michigan
8	Reece Karalus	RHP	Santa Clara Univ.
9	Danny De La Calle	C	Florida State Univ.
10	Sam Trice	RHP	Washington State Univ.

2014 TOP 10 DRAFT PICKS

RD	NAME	POS	SCHOOL
1	Casey Gillaspie	1B	Wichita State Univ.
2	Cameron Varga	RHP	Cincinnati Hills Christian Acad.
B	Brent Honeywell	RHP	Walters State CC (TN)
3	Brock Burke	LHP	Evergreen (CO) HS
4	Blake Bivens	RHP	George Washington (VA) HS
5	Michael Russell	INF	Univ. of North Carolina
6	Mac James	C	Univ. of Oklahoma
7	Mike Franco	RHP	Florida International Univ.
8	Daniel Miles	3B	Tennessee Tech Univ.
9	Chris Pike	RHP	Oklahoma City Univ.
10	Bradley Wallace	RHP	Arkansas State Univ.

BOLD INDICATES PLAYER SIGNED



2013 TOP 10 DRAFT PICKS

RD	NAME	POS	SCHOOL
1	Nick Ciuffo	C	Lexington (SC) HS
1	Ryne Stanek	RHP	Univ. of Arkansas
2	Riley Unroe	SS	Desert Ridge (AZ) HS
3	Thomas Milone	CF	Masuk (CT) HS
4	Kean Wong	2B	Waiakea (HI) HS
5	Johnny Field	2B	Univ. of Arizona
6	Stephen Woods Jr.	RHP	Half Hollow Hills East (NY) HS
7	Tyler Young	2B	Univ. of Louisville
8	Roel Ramirez	RHP	United South (TX) HS
9	Austin Pruitt	RHP	Univ. of Houston
10	Aaron Griffin	RHP	Loyola Marymount Univ.

2012 TOP 10 DRAFT PICKS

RD	NAME	POS	SCHOOL
1	Richie Shaffer	3B	Clemson Univ.
2	Spencer Edwards	SS	Rockwall (TX) HS
3	Andrew Toles	OF	Chipola Coll.
4	Nolan Gannon	RHP	Santa Fe Christian (CA) HS
5	Bralin Jackson	OF	Raytown South (MO) HS
6	Damion Carroll	RHP	King George (VA) HS
7	Marty Gantt	OF	Coll. of Charleston
8	Luke Maile	C	Univ. of Kentucky
9	Joey Rickard	OF	Univ. of Arizona
10	Sean Bierman	LHP	Univ. of Tampa

2011 TOP 10 DRAFT PICKS

RD	NAME	POS	SCHOOL
1	Taylor Guerrieri	RHP	Spring Valley (SC) HS
1	Mikie Mahtook	OF	Louisiana State Univ.
1	Jake Hager	SS	Sierra Vista (NV) HS
1A	Brandon Martin	SS	Santiago (CA) HS
1A	Tyler Goeddel	3B	St. Francis (CA) HS
1A	Jeff Ames	RHP	Lower Columbia JC (WA)
1A	Blake Snell	LHP	Shorewood (WA) HS
1A	Kes Carter	OF	Western Kentucky Univ.
1A	Grayson Garvin	LHP	Vanderbilt Univ.
1A	James Harris Jr.	OF	Oakland Tech (CA) HS
2	Granden Goetzman	OF	Palmetto (FL) HS
2	Lenny Linsky	RHP	Univ. of Hawaii
3	Johnny Eierman	SS	Warsaw (MO) HS
4	Riccio Torrez	3B	Arizona State Univ.
5	Jonathan Davis	3B	Elk Grove (CA) HS
6	Jake Floethe	RHP	Cal State Fullerton
7	Ryan Carpenter	LHP	Gonzaga Univ.
8	John Alexander	1B	Glendora (CA) HS
9	Matt Rice	C	Western Kentucky Univ.
10	Jake Faria	RHP	Gahr (CA) HS

2010 TOP 10 DRAFT PICKS

RD	NAME	POS	SCHOOL
1	Josh Sale	OF	Bishop Blanchet (WA) HS
1	Justin O'Conner	C	Cowan (IN) HS
1A	Drew Vetteson	OF	Central Kitsap (WA) HS
2	Jake Thompson	RHP	Long Beach State Univ.
2	Derek Dietrich	SS	Georgia Tech Univ.
3	Ryan Brett	SS	Highline (WA) HS
4	Austin Wood	RHP	St. Petersburg (FL) Coll.
5	Ian Kendall	RHP	Ashland (OR) HS
6	Jesse Hahn	RHP	Virginia Tech Univ.
7	Michael Lorenzen	CF	Fullerton (CA) HS
8	Merrill Kelly	RHP	Arizona State Univ.
9	Jake DePew	C	Granite City (IL) HS
10	Deshun Dixon	CF	Terry (MS) HS

2009 TOP 10 DRAFT PICKS

RD	NAME	POS	SCHOOL
1	LeVon Washington	CF	Buchholz (FL) HS
2	Kenneth Diekroeger	SS	Menlo (CA) HS
3	Todd Glaesmann	OF	Midway (TX) HS
4	Lucas Bailey	C	Troup County (GA) HS
5	Jeffrey Malm	1B	Bishop Gorman (NV) HS
6	Devin Fuller	RHP	Chandler Gilbert (AZ) CC
7	Cody Rogers	CF	Panola (AZ) JC
8	Brett Nommensen	CF	Eastern Illinois Univ.
9	Kevin James	LHP	Whitefish Bay (WI) HS
10	Derek Dennis	SS	Forest Hills Central (MI) HS

2008 TOP 10 DRAFT PICKS

RD	NAME	POS	SCHOOL
1	Tim Beckham	SS	Griffin (GA) HS
2	Kyle Lobstein	LHP	Coconino (AZ) HS
3	Jacob Jefferies	C	UC Davis
4	Ty Morrison	OF	Tigard (OR) HS
5	Michael Sheridan	1B	William & Mary Coll.
6	Shane Dyer	RHP	South Mountain CC
7	Jason Corder	OF	Cal State-Long Beach
8	Anthony Scelfo	2B	Tulane Univ.
9	Shawn Smith	LHP	Saugus (CA) HS
10	Matthew Hall	SS	Auburn Univ.

BOLD INDICATES PLAYER SIGNED



2007 TOP 10 DRAFT PICKS

RD	NAME	POS	SCHOOL
1	David Price	LHP	Vanderbilt Univ.
2	William Kline	RHP	Univ. of Mississippi
3	Nicholas Barnese	RHP	Simi Valley (CA) HS
4	David Newman	LHP	Texas A&M Univ.
5	Dustin Biell	CF	Inglemoor (WA) HS
6	Emeel Salem	CF	Univ. of Alabama
7	Reid Fronk	LF	Univ. of North Carolina
8	Matt Moore	LHP	Moriarty (NM) HS
9	William Cipriano	2B	Univ. of California-Irvine
10	Greg Sexton	3B	William & Mary Coll.

2006 TOP 10 DRAFT PICKS

RD	NAME	POS	SCHOOL
1	Evan Longoria	3B	Long Beach State Univ.
2	Josh Butler	RHP	Univ. of San Diego
3	Nick Fuller	RHP	Kell (GA) HS
4	Alex Cobb	RHP	Vero Beach (FL) HS
5	Shawn O'Malley	SS	Southridge (WA) HS
6	Nevin Ashley	C	Indiana State Univ.
7	Ryan Reid	RHP	James Madison Univ.
8	Tyree Hayes	RHP	Tomball (TX) HS
9	Eligio Sonoqui	1B	Cesar Chavez (AZ) HS
10	Desmond Jennings	CF	Itawamba (AL) JC

2005 TOP 10 DRAFT PICKS

RD	NAME	POS	SCHOOL
1	Wade Townsend	RHP	Rice Univ.
2	Chris Mason	RHP	UNC Greensboro
3	Bryan Morris	RHP	Tullahoma (TN) HS
4	Jeremy Hellickson	RHP	Hoover (IA) HS
5	Michael McCormick	3B	Marist (OR) HS
6	Gregory Reinhard	RHP	Univ. of Wisconsin-Whitewater
7	Michael Wlodarczyk	LHP	Boston Coll.
8	Andrew Lopez	OF	Elk Grove (CA) HS
9	Derek Feldkamp	RHP	Univ. of Michigan
10	John Matulia	OF	Eustis (FL) HS

2004 TOP 10 DRAFT PICKS

RD	NAME	POS	SCHOOL
1	Jeff Niemann	RHP	Rice Univ.
2	Reid Brignac	SS	St. Amant (LA) HS
3	Wade Davis	LHP	Lake Wales (FL) HS
4	Matthew Spring	C	Dixie State (UT) JC
5	Jake McGee	LHP	Edward Reed (NV) HS
6	Ryan Royster	LF	Churchill (OR) HS
7	Fernando Perez	CF	Columbia Univ.
8	John Rhyne Hughes	1B	Pearl River (MS) CC
9	Joseph Muro	RHP	Mt. San Antonio (CA) Coll.
10	Matt Walker	RHP	Central (LA) HS

2003 TOP 10 DRAFT PICKS

RD	NAME	POS	SCHOOL
1	Delmon Young	RF	Camarillo (CA) HS
2	James Houser	LHP	Sarasota (FL) HS
3	Andrew Miller	LHP	Buchholz (FL) HS
4	Travis Schlichting	3B	Round Rock (TX) HS
5	Jonathan Barratt	LHP	Hillcrest (MO) HS
6	Christian Lopez	C	Hialeah (FL) HS
7	Brian Henderson	LHP	Univ. of Houston
8	Matthew Maniscalco	SS	Mississippi State Univ.
9	William Buckner	RHP	Young Harris (GA) JC
10	Shawn Cumberland	CF	Pace (FL) HS

2002 TOP 10 DRAFT PICKS

RD	NAME	POS	SCHOOL
1	Melvin Upton Jr.	SS	Greenbrier Christian Acad. (VA)
2	Jason Pridie	CF	Prescott (AZ) HS
3	Elijah Dukes	CF	Hillsborough (FL) HS
4	Wesley Bankston	OF	Plano East (TX) HS
5	Mark Romanczuk	LHP	St. Marks (DE) HS
6	Cesar Ramos	LHP	El Rancho (CA) HS
7	Jeffrey Autrey	RHP	Univ. of North Carolina
8	Joseph Gomes	LF	Santa Clara Univ.
9	Christopher Leroux	CF	St. Joseph (Ontario) SS
10	Jason Hammel	RHP	Treasure Valley (OR) CC

2001 TOP 10 DRAFT PICKS

RD	NAME	POS	SCHOOL
1	Devon Brazelton	RHP	Middle Tennessee St. Univ.
2	Jon Switzer	LHP	Arizona State Univ.
3	Christopher Flinn	RHP	Stony Brook Univ.
4	David Bush	RHP	Wake Forest Univ.
5	Christopher Seddon	LHP	Canyon (CA) HS
6	Matt Rico	RF	Fresno CC
7	Timothy King	RHP	Deer Park (TX) HS
8	Aaron Clark	RF	Univ. of Alabama
9	Fernando Cortez	3B	Grossmont (CA) JC
10	Jason St. Clair	SS	Desert Vista (AZ) HS

2000 TOP 10 DRAFT PICKS

RD	NAME	POS	SCHOOL
1	Rocco Baldelli	OF	Bishop Hendricken (RI) HS
5	Jace Brewer	SS	Baylor Univ.
6	Daniel Massiatte	C	Univ. of Louisiana-Lafayette
7	Mike Krga	SS	St. Ignatius (IL) HS
8	Dennis Malaska	LHP	Akron Univ.
9	John Dischiavo	RHP	Las Vegas (NV) HS
10	John Benedetti	RHP	Augustana (IL) Coll.
11	Hans Smith	LHP	Fresno State Univ.
12	Kelly Eddlemon	3B	Sam Houston State Univ.
13	Richard Dorman	RHP	Western Baptist Univ.

BOLD INDICATES PLAYER SIGNED



1999 TOP 10 DRAFT PICKS

RD	NAME	POS	SCHOOL
1	Josh Hamilton	CF	Athens Drive (NC) HS
2	Carl Crawford	CF	Jeff Davis (TX) HS
3	Doug Waechter	RHP	Northeast (FL) HS
4	Alex Santos	RHP	Univ. of Miami
5	Seth McClung	RHP	Greenbrier East (WV) HS
6	Eric Henderson	LHP	Santa Fe (FL) CC
7	Andrew Beinbrink	3B	Arizona State Univ.
8	Ryan Gloger	LHP	Jesusit (FL) HS
9	Dan Ortiz	1B	Hemet (CA) HS
10	Nathan Cromer	LHP	Lincoln (IA) HS

1998 TOP 10 DRAFT PICKS

RD	NAME	POS	SCHOOL
4	Joshua Presley	1B	Westminster Acad. (FL)
5	Aubrey Huff	3B	Univ. of Miami
6	Ryan Rupe	RHP	Texas A&M Univ.
7	John Jacobs	3B	Marin Catholic (CA) HS
8	Joe Kennedy	LHP	Grossmont (CA) JC
9	Brian Martin	1B	Central Union (CA) HS
10	Ben Keiter	RHP	Arvada West (CO) HS
11	Steve Goodson	1B	Cowley (KS) CC
12	Adam Flohr	LHP	Portland State Univ.
13	Vaughn Dickson	LHP	Dalton (GA) HS

1997 TOP 10 DRAFT PICKS

RD	NAME	POS	SCHOOL
1	Jason Standridge	RHP	Hewitt Trussville (AL) HS
2	Kenny Kelly	OF	Tampa Catholic HS
3	Barrett Wright	RHP	Myers Park (NC) HS
4	Todd Belitz	LHP	Washington State Univ.
5	Marquis Roberts	LHP	McLane (CA) HS
6	Matthew Mansfield	RHP	Jacksonville (AR) HS
7	Eddy Reyes	RHP	Univ. of Miami
8	Jack Joffrion	SS	Lamar Univ.
9	Toby Hall	C	Univ. Nevada Las Vegas
10	Dane Hutchens	RHP	Anderson (TX) HS

1996 TOP 10 DRAFT PICKS

RD	NAME	POS	SCHOOL
1	Paul Wilder	OF	Cary (NC) HS
2	Douglas Johnson	3B	Buchholz (FL) HS
3	Edward Kofler	RHP	Tarpon Springs (FL) HS
4	Cedrick Bowers	LHP	Chiefland (FL) HS
5	Álex Sánchez	CF	Miami Dade Wolfson (FL) HS
6	Elliott Brown	RHP	Auburn Univ.
7	Mickey Calloway	RHP	Univ. of Mississippi
8	Matt Quattraro	C	Old Dominion Univ.
9	Dennis Pujals	RHP	Univ. of Miami
10	Chie Gunner	OF	Grandview (MO) HS

BOLD INDICATES PLAYER SIGNED

DID YOU KNOW?

TAMPA BAY ORGANIZATION CHAMPIONS

YEAR	TEAM	LEAGUE
1997	St. Petersburg Devil Rays	Florida State League (A)
1999	Orlando Rays	Southern League (AA)
	Hudson Valley Renegades	New York-Penn League (SS-A)
2002	Durham Bulls	International League (AAA)
2003	Durham Bulls	International League (AAA)
2006	Montgomery Biscuits	Southern League (AA)
2007	Columbus Catfish	South Atlantic League (A)
	Montgomery Biscuits	Southern League (AA)
2009	Durham Bulls	International League (AAA)
	VSL Rays	Venezuelan Summer League (R)
2011	VSL Rays	Venezuelan Summer League (R)
2012	Hudson Valley Renegades	New York-Penn League (SS-A)
2013	Durham Bulls	International League (AAA)
2015	Charlotte Stone Crabs	Florida State League (A)
2017	Durham Bulls	International League (AAA)
	Hudson Valley Renegades	New York-Penn League (SS-A)





Broadcast Information

Dewayne Staats (second from left) has served as the TV play-by-play man for all 20 seasons of Rays baseball and counting. Here, he is pictured with the well-dressed inaugural 1998 broadcast team of radio broadcaster Paul Olden (left), radio broadcaster Charlie Slowes (front) and TV partner Joe Magrane (right).

ROBERT ROGERS / TAMPA BAY RAYS

Rays on Television



DEWAYNE STAATS

Dewayne anchors the Emmy Award-winning FOX Sports Sun telecast this year, his 43rd season broadcasting major league baseball and 21st with the Rays. Dewayne has also handled play-by-play for FOX Sports national baseball coverage. He celebrated his 5,000th MLB broadcast in 2010. Before joining the Rays, he spent three years calling play-by-play for ESPN in a variety of sports, including MLB, NCAA baseball, basketball and football. He began his major league play-by-play career as the radio and TV voice of the Astros from 1977-84, then called radio and TV action for the Cubs from 1985-89. He was the lead play-by-play announcer for the Yankees from 1990-94, and spent the 1994-95 seasons calling the action for The Baseball Network (ABC/NBC). Dewayne began his career as a sports reporter for WSIE Radio while a student at Southern Illinois University at Edwardsville and began his baseball career as the radio voice of the Oklahoma City 89ers (1973-74). In 1975-76 he was sports director at KPLR TV in St. Louis and received an Emmy nomination. A 1975 graduate of SIU-Edwardsville, Dewayne earned Distinguished Alumnus of the Year honors in 1987 and was inducted into its Alumni Hall of Fame in 2010. Dewayne was named a finalist for the Ford C. Frick Award, presented annually by the National Baseball Hall of Fame, in 2012, 2013 and 2016. He was also named the 2013 Florida Sportscaster of the Year by the National Sportscasters and Sportswriters Association. In 2015, Dewayne authored *Position to Win: A Look at Baseball and Life From the Best Seat in the House*, which chronicles his life and career in sports broadcasting. He and his wife, Carla, support Quantum Leap Farm and PACE Center for Girls Charities. He has two daughters, Stephanie Wheeler and Alexandra, and three grandchildren: Gabriel, 13; Zachary, 10; and Evie, 7.



BRIAN ANDERSON

Brian enters his eighth season as full-time television color analyst on FOX Sports Sun and his 10th season as part of the Rays broadcast. Brian previously served on the major league staff as assistant to the pitching coach, working under Jim Hickey from March 2008 through the 2009 season. He also filled in as broadcaster for the Indians on Sports Time Ohio and hosted a weekly highlights show while recovering from injury in 2007. Brian spent 13 seasons pitching in the majors with the Angels, Indians and Royals, and was a member of the 2001 World Champion Diamondbacks. He was taken third overall by the Angels in the 1993 June Draft and the following season was named the *Sporting News* AL Rookie of the Year. He was also selected by the Diamondbacks as their first pick in the 1997 Expansion Draft. Brian was inducted to the Greater Cleveland Sports Hall of Fame on Sep 30, 2015 and made his acceptance speech by phone during the Rays-Marlins broadcast. He and his wife, Jessica Marie, reside in St. Petersburg. Brian has three children: Rylyn Mae, 13; Jackson James, 11; and Harper Marie, 2.



MICHELLE MARGAUX

Michelle joins the FOX Sports Sun telecast serving as the in-game reporter and hosting select "Inside the Rays" episodes. She spent the previous two seasons with FOX Sports San Diego, where she was an in-game reporter for select Padres telecasts and hosted the network's weekly show, "Padres POV." With FOX Sports San Diego, she also covered college basketball, college baseball, high school football and AHL hockey. She was also part of the network's local coverage of the 2016 MLB All-Star Game and the 2017 World Baseball Classic. Before joining FOX Sports San Diego, she was an anchor and reporter for the NBC affiliate in Corpus Christi, Texas. Michelle graduated from the University of San Diego, where she studied communications and political science.





RICH HOLLENBERG

Rich enters his fifth season covering the Rays with FOX Sports Sun and his second as a pre- and postgame host for the RAYS LIVE! show. Rich previously served as pre- and postgame studio host for all Rays road games. He began his broadcast career as a sports anchor with the ABC affiliate in Great Falls, Mont. in 1995, then served as the sports director with Time Warner Cable (now Spectrum Sports) in Clearwater from 1995-97, where he received a CableACE award for the best local sports program. Rich has also served as host of "H.S. Sports Extra" for WTVT FOX-13 from 1996-98, the in-arena voice for the Tampa Bay Lightning and Tampa Bay Storm from 1999-2002 and a host for a variety of other regional sports and lifestyle programs. During the baseball offseason, Rich handles play-by-play duties for college basketball on ESPN Networks, serves as a reporter for the NFL Network and occasionally covers the Lightning and Orlando Magic as the pre- and postgame host for FOX Sports Sun. A New Jersey native, Rich earned a bachelor's degree in broadcast journalism from Syracuse University in 1993. He and his wife, Jill, reside in St. Petersburg with their three children: Jason, 14; Lindsey, 12; and Bryan, 8.



ORESTES DESTRADE

Orestes begins his seventh season as a pre- and postgame host for the RAYS LIVE! show and an in-game sideline analyst for select Rays home games. In addition to his role with FOX Sports Sun, he enters his second season as director of baseball and community outreach with the Rays. In 2017, Orestes and his FOX Sports Sun crew won a Suncoast Sports Emmy Award for "Demo Day," a one-time special program that aired during a Rays home game. Prior to joining the Rays broadcast, Orestes worked for ESPN as a host on *Baseball Tonight* and an analyst for the Little League World Series for five years. He also hosted live weekday radio sports talk shows on XM Radio and ESPN Radio, in addition to making several appearances on ESPN Deportes' TV and radio programs. Orestes covered the 2014 and 2015 World Series for Univision Deportes as their lead studio analyst. Orestes spent 15 seasons in pro baseball with the Yankees, Pirates, Seibu Lions of the Japanese Pacific League and the Marlins as a designated hitter, first baseman and outfielder. He led the Japanese Pacific League in home runs for three consecutive seasons (1990-92) and was named Most Valuable Player of the 1990 Japan Series. He was a member of the Marlins inaugural 1993 season, leading the team with 20 HR and 87 RBI. Born in Santiago de Cuba, Cuba, Orestes and his family immigrated to Miami in 1968 when he was six years old. He and his wife, Drisana, reside in Tampa. Orestes has four children: Danielle, 30; Devin, 26; Armando, 13; and Bella, 10.



DOUG WAECHTER

Doug begins his fourth season providing in-depth pitching analysis as a member of FOX Sports Sun's RAYS LIVE! pre- and postgame shows. In 2017, Doug and his FOX Sports Sun crew won a Suncoast Sports Emmy Award for "Demo Day," a one-time special program that aired during a Rays home game. Doug is a St. Petersburg native and graduate of Northeast High School. Prior to being selected out of high school by the Devil Rays in the third round of the 1999 June Draft, he had signed a letter of intent to play football at the University of South Florida. With his 2003 debut, he became the first St. Petersburg native to play for the Rays. He remains one of two Rays players born in St. Petersburg, along with Casey Kotchman. In his first major league start, on Sep 3, 2003 at Tropicana Field, Doug pitched a 2-hit, CG SHO against the Mariners. He spent six years in the majors with the Devil Rays, Marlins and Royals and 11 seasons overall in professional baseball. Doug coaches his two children, Kaden (10) and Karsyn (8), in baseball and softball, and is an active realtor in the Tampa Bay area. In 2004, he was presented a key to the city of St. Petersburg by Mayor Rick Baker. Doug and his wife, Kristin, reside in St. Petersburg with their children.





ANDY FREED

Andy returns to the booth for his 14th season with the Rays broadcast team. He joined the Rays after serving as the voice of the Triple-A Pawtucket Red Sox for four seasons. Andy was also the voice of the Double-A Trenton Thunder (Red Sox) for five seasons (1996-2000). He began his play-by-play career with the St. Lucie Mets of the Class-A Florida State League in 1994-95. Andy began his baseball radio career as a broadcast assistant with the Orioles flagship station WBAL conducting postgame interviews for all home games during the 1990-93 seasons. His other play-by-play experience includes college basketball for ESPN Regional (2004-present), Providence College (2003-05) and Rider University (1996-2001). He also broadcast for The College of New Jersey football and Baltimore Spirit soccer. Freed is a graduate of Towson State (Md.) University, where he called action for basketball, football and lacrosse during his time at school. Andy was named 2015 Florida Sportscaster of the Year by the National Sportscasters and Sportswriters Association. He enthusiastically works with the ALS Association. In addition to reciting Lou Gehrig's famous speech at Tropicana Field every year on "ALS Night," he emcees various local events, including their annual "Ride to Defeat ALS." He and his wife, Amy, reside in Parrish, Fla., with their daughter Sarah, 15, and twins Casey and Maddie, 8.



DAVE WILLIS

Dave enters his 14th season in the Rays radio booth. He came to the Rays having spent 11 seasons as part of the White Sox radio broadcast team hosting the pre- and postgame shows and filling in the booth when necessary. His first play-by-play action came with the Class-A Kane County Cougars of the Midwest League from 1991-95, where he was the franchise's first radio voice. Dave was the radio voice of University of Illinois-Chicago men's basketball from 1997-2005 and has also done some television play-by-play for the Flames. He also anchored the pre- and postgame shows for Notre Dame football and basketball, and served as co-host of the Kevin White Show while with ESPN Radio 1000 (Chicago). From 2000-05, Dave did television work with Comcast's Sports Weekly high school highlight show. Dave served as the pitching coach/recruiting coordinator with Elmhurst (Ill.) College in 1989, and as interim head coach at the University of Chicago in 1990. He owns bachelor's degrees in speech communication and urban studies from Elmhurst, where he played baseball for three years. In 2016, Dave was inducted into the Irish-American Baseball Hall of Fame at Foley's Pub & Restaurant in New York City. He participates in the Hillsborough County Great American Teach-In and assists with Rays efforts in the community. He and his wife, Elizabeth, have a son, Alex, and a daughter, Michelle. They reside in Lutz.





NEIL SOLONDZ

Neil begins his seventh season on the Rays Baseball Network as host of the pre- and postgame shows, fill-in play-by-play voice, as well as *This Week in Rays Baseball* and the video program *Prospect Spotlight*. Before joining the Rays full time, Neil was the radio voice of the Triple-A Durham Bulls from 2004-11, and filled in on the Rays pre- and postgame show from 2010-11. While with Durham, he broadcast the Triple-A All-Star Game and the Triple-A National Championship Game to a nationwide audience. Before the Bulls, Neil broadcast minor league games for the Class-A Lakewood BlueClaws (Phillies) and Class-A Quad City River Bandits (Twins). He also does freelance play-by-play of college football, basketball and Olympic sports for a variety of regional networks, and has worked for the North Carolina State University, Rutgers University and Delaware State University radio networks. Neil attended Rutgers University. He and his wife, Sari, reside in Palm Harbor with their daughters, Emily, 11, and Abby, 10.

RADIO AFFILIATES

- ◆ **WDAE 620 AM/95.3 FM**
Tampa/St. Petersburg (Flagship)
- ◆ **WGES 680 AM**
Tampa (Spanish)
- ◆ **WLCC 760 AM**
Tampa (Spanish)
- ◆ **WFLN 1480 AM**
Arcadia
- ◆ **WWJB 1450 AM/101.9 & 103.9 FM**
Brooksville
- ◆ **WYKE 104.3 FM**
Crystal River
- ◆ **WDCF 1350 AM**
Dade City
- ◆ **WENG 1530/107.5 FM**
Englewood
- ◆ **WJBX 770 AM/104.3 & 101.5 FM**
Fort Myers
- ◆ **WRUF 850 AM/98.1 FM**
Gainesville
- ◆ **WXJB 99.9 FM**
Homosassa
- ◆ **WORL 660 AM/105.5 FM**
Orlando
- ◆ **WBZW 1520 AM**
Orlando
- ◆ **WLTG 1430 AM**
Panama City
- ◆ **WKII 1070 AM**
Port Charlotte
- ◆ **WSRQ 1220 AM/98.3 & 106.9 FM**
Sarasota
- ◆ **WZHR 1400 AM**
Zephyrhills



Rays on Spanish Radio



ENRIQUE OLIU

Enrique returns for his 20th season as color analyst on the Rays Spanish broadcast. He received the Alexis Arguello Award, given to the top sports figures in Nicaragua, and the Nicaraguan Sportswriters Association Award for his accomplishments in the world of sports during the 2016 season. In February 2009, Enrique was inducted into the Florida College Sports Hall of Fame for his impact on the college and in life. He is the subject of the award-winning 2009 documentary *Henry O'*, filmed by Boston-based Rosemont Productions during the 2007 season. Born in Nicaragua, Enrique came to the United States at age 10 and attended the St. Augustine School for the Blind. He called his first professional action in 1989 for the Jacksonville Expos, and then served as color commentator for the St. Petersburg Pelicans of the Senior Professional Baseball League. Prior to that, he was the public address announcer for seven years for Florida College baseball in Tampa. He also appeared as a regular contributor on *Solamente Pelota* ("Only Baseball") on SiriusXM, hosted his own show on WQBN 1300 AM and has been a guest analyst on USF Spanish broadcasts and on baseball broadcasts and talk shows in Managua, Nicaragua. He has also called action for the Tampa Bay Storm of the Arena Football League (2003-05) and served as the Spanish voice for the Tampa Bay Buccaneers in 2002-03. Enrique owns a communications degree from the University of South Florida. He delivered the keynote address at the Florida School for the Deaf and Blind's 100th commencement in May 2014. He and his wife, Debbie, reside in St. Petersburg.



RICARDO TAVERAS

Ricardo begins his 16th season calling play-by-play on the Rays Spanish broadcast. Taveras has 32 years of radio experience. He also serves as a sportscaster for Mira TV Tampa. Ricardo began as a sports commentator in his native Dominican Republic and was program director for HIVG 870 AM and HIVP 970 AM from 1990-92. He also served as assistant program director for WRIV in Providence, R.I., for three years, and as a sales executive for Telemundo Tampa from 2011-13.





Tropicana Field & Misc.

On Oct 22, 2008, the Backstreet Boys performed the national anthem at Tropicana Field before the Rays first-ever World Series game. The Phillies grabbed a quick 2-0 lead in the 1st inning on a home run by Chase Utley, and the Rays went on to lose the opener, 3-2, before a full house of 40,783.

DOUG PENSINGER / GETTY IMAGES

Tropicana Field



SKIP MILOS / TAMPA BAY RAYS

- ◆ The current capacity is 31,042, with a portion of the upper deck tarp.
- ◆ Originally named the Florida Suncoast Dome, Tropicana Field's 1.1 million square feet include unique design features and fan amenities found nowhere else in the major leagues.
- ◆ The venue opened to the public on March 3, 1990, at a cost of \$138 million. It became the ThunderDome in 1993 with the arrival of the area's National Hockey League expansion franchise, the Tampa Bay Lightning. It was renamed Tropicana Field on Oct 4, 1996, in accordance with a naming rights agreement between the Rays and Bradenton's Tropicana Dole Beverages North America.
- ◆ Since 2005, the Rays have invested an estimated \$37 million into capital improvements at Tropicana Field. New for 2018, the Rays partnered with Levy to dramatically overhaul the food, beverage and retail experience. The Rays invested \$7 million to renovate these amenities, including modernized "food halls" in the first and third base concourses and major updates to the porch in center field, the cigar bar and the Rays Brewhouse. Levy's retail division, Rank + Rally, moved into a renovated Tropicana Field Team Store.
- ◆ Between 2013-14, the Rays added 360-degree pedestrian circulation around the lower seating bowl. The improved circulation provides easier access to and from ballpark gates, concessions and activity areas throughout the facility.
- ◆ Over 2006-07, the Rays invested more than \$18 million toward improvements to Tropicana Field, including the creation of the Rays Club, the installation of new video boards and a sound system and the addition of the Ted Williams Museum and Hitters Hall of Fame located in Center Field Street.
- ◆ New for 2018, the Rays have extended the netting to the ends of both dugouts to improve the safety of fans attending games. The green, knottless net provides enhanced visibility for fans seated behind it, replacing the traditional black, knotted nets that previously extended to the home plate end of each dugout.
- ◆ Tropicana Field is also the world's only professional sports facility that features live rays. The Rays Touch Tank opened in 2006, and is located just behind the right-center field wall. Through a unique partnership with the Florida Aquarium, there are over 20 cownose rays that fans can touch throughout the game. The 10,000-gallon tank is sponsored by the Pinellas County Visitors Bureau and



FloridaBeaches.com, and is one of the 10 largest in the United States.

- ♦ Tropicana Field and Toronto's Rogers Centre both feature an artificial surface and all-dirt base paths. Only four other artificial turf ballparks have ever featured all-dirt base paths: Houston's Astrodome (1966-71), San Francisco's Candlestick Park (1971), Pittsburgh's Three Rivers Stadium (1970-72) and St. Louis' Busch Stadium (1970-76).
- ♦ The Rays will install Shaw Sports Turf for the 2018 season, the sixth surface in 21 seasons. They began play in 1998 on AstroTurf, went to a FieldTurf surface in 2000 and FieldTurf's improved product in 2007. In 2011, AstroTurf installed Game Day Grass 3D-60 H. The first Shaw Sports Turf surface was installed for 2017.
- ♦ Tropicana Field features the world's largest cable-supported domed roof following the demolition of the Georgia Dome in 2017. It's made of six acres of translucent, Teflon-coated fiberglass and it virtually supports itself with 180 miles of cables connected by struts. Opposing forces of tension and compression keep the roof in an arc. Tropicana Field's roof is slanted at a 6.5-degree

angle, dropping from 225 feet above second base to 85 feet at the center field wall. The slanted roof reduced the overall construction costs and decreased the volume of air under the dome by 16.8 million cubic feet. Accordingly, that reduced the amount of air that requires climate control treatment. It is built to withstand winds of up to 115 miles per hour.

- ♦ Though originally built for baseball, there have been 14 other sports and competitive events held there. These include hockey, basketball, football, sprint car racing, gymnastics, soccer, tennis, weight lifting, table tennis, karate, motorcycle racing, equestrian events, track and figure skating.
- ♦ In addition to the 2008 World Series, the facility was also home to the 1999 NCAA Basketball Final Four featuring Duke, Ohio State, Michigan State and eventual-champion Connecticut. The largest crowd to date – 47,150 – appeared at the Aug 11, 1990 concert featuring New Kids on the Block. It is currently home to college football's Bad Boy Mowers Gasparilla Bowl and the East-West Shrine Game.

TROPICANA FIELD AT A GLANCE

FENCE DIMENSIONS

Left Field Line	315 ft.
Left Field Alley	370 ft.
Left-Center	410 ft.
Center Field	404 ft.
Right-Center	404 ft.
Right Field Alley	370 ft.
Right Field Line	322 ft.

FENCE HEIGHTS

Left Field Corner	4 ft., 11 in.
Left Field	11 ft., 5 in.
Center Field	9 ft., 4 in.
Right Field	11 ft., 5 in.

PLAYING SURFACE

Shaw Sports Turf

ROOF HEIGHTS

Highest Point	225 ft. at center
Lowest Point	85 ft. at CF wall

PARKING

Approximately 7,000 on-site spaces

CAPACITY

31,042

TROPICANA FIELD TICKET PURCHASING INFO

TICKET PURCHASE BY WALK-UP

Tropicana Field Box Office
One Tropicana Drive, Gate 1
(next to Rotunda, east side of ballpark)

Non-Gameday Hours

Monday-Friday: 10 a.m. – 5 p.m.
Saturday-Sunday: 10 a.m. – 2 p.m.

Gameday Hours

Gate 1: 10 a.m. until half an hour after the end of game
Gate 4: Half hour before gates open and remains open through the seventh inning

TICKET PURCHASE BY PHONE

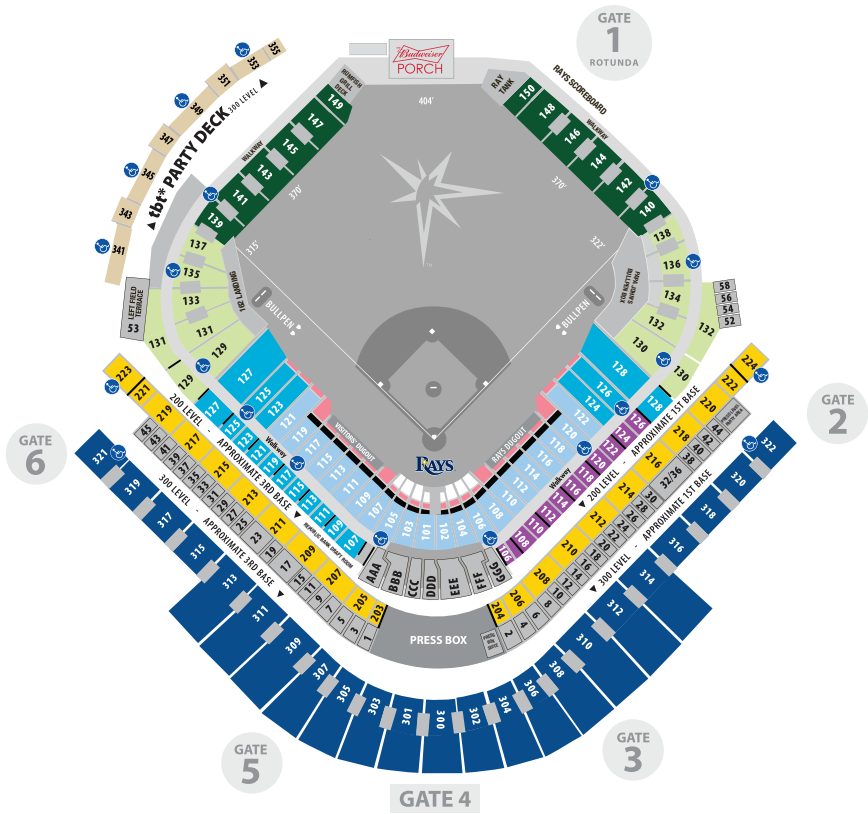
1-888-FAN-RAYS

TICKET PURCHASE ONLINE

raysbaseball.com



2018 TROPICANA FIELD SEATING CHART



- DEX Imaging Home Plate Club
- Rays Club
- Fieldside Box
- Lower Infield Box
- Lower Box Preferred
- Lower Box

- Press Level
- Upper Level
- Outfield
- Lower Corners
- tbt* Party Deck



Charlotte Sports Park



SKIP MILOS / TAMPA BAY RAYS

On Sep 20, 2006, the Rays and the Charlotte County Board of Commissioners signed a 20-year agreement for the team to conduct spring training at Charlotte Sports Park, the spring training home of the Texas Rangers from 1987–2002. Following an 18-month renovation, the park became the Rays official spring home on Feb 25, 2009, when Tampa Bay hosted the Cincinnati Reds. The Rays went on to set the club spring training attendance record and sold out eight home games in their first season in Charlotte County. In 2014, readers of *USA Today* voted Charlotte Sports Park their favorite spring training destination.

■ CHARLOTTE STONE CRABS

Owned and operated by the Caribbean Baseball Initiative (CBI) led by Lou Schwechheimer, the Stone Crabs are the summer resident of Charlotte Sports Park. The Rays Class-A affiliate plays 70 regular season games at CSP.

■ SIZE

82 acres, including the ballpark and 5½ practice fields

■ ARCHITECT

Populous, formerly known as HOK Sport Facilities Group, Inc. (Kansas City, Mo.)

■ FINANCING

The \$27.2 million renovation and expansion project was funded by the Charlotte County Board of Commissioners' unanimous approval (4-0) of a fifth-cent tourism tax, a contribution from the Rays and a \$15 million grant from the Florida Sports Foundation and the State's Office of Tourism.

■ SEATING CAPACITY

The ballpark features a diversity of seating areas within the park, including over 5,000 fixed seats and

two berm areas and other general admission areas that can accommodate over 1,000 additional fans, all within an intimate ballpark setting. The stadium capacity is 6,823.

■ CLUBHOUSE

A 44,000-square-foot, two-story clubhouse building beyond right field features state-of-the-art locker rooms and training facilities for Rays major and minor league players, and houses the Rays Player Development center.

■ PLAYING FIELD DIMENSIONS

Left Field Line	343 ft.
Left Field Alley	384 ft.
Center Field	414 ft.
Right Field Alley	384 ft.
Right Field Line	343 ft.

■ VIDEO BOARD

Installed for 2017 is a new 15'6" by 36' HD video board from Daktronics, used to provide game scoring, statistics, in-game video and entertainment.

■ TIKI BAR

On the boardwalk in left-center field, a full-liquor tiki bar has seating for up to 69 fans at a time.

■ BASEBALL BOARDWALK

A 19,000-square-foot wooden concourse stretches around the outfield to provide 360-degree pedestrian circulation and incredible views of the playing field and pitching bullpens for all fans.

■ TEAM STORE

Located just inside the entry gate behind home plate, a 2,800-square-foot team store is open daily during spring training.

■ GROUP SEATING

Three party areas located on the boardwalk are available to groups and can seat a total of 276 fans. Suites are also available for group purchase on a per-season or per-game basis.

■ KIDS CLUBHOUSE

A playground located behind the berm seating area in right field was designed with the help of kids in Charlotte County and features a variety of activities for kids of all ages.



Spring Training 2018

SPRING TRAINING INFO | FEB 13 – MARCH 27 |

HOME STADIUM
Charlotte Sports Park
Tampa Bay Rays
2300 El Jobean Road
Port Charlotte, FL 33948

COMMUNICATIONS Phone

(941) 235-5044

Fax

(941) 235-5095

Email

media@raysbaseball.com

REPORT DATES Pitchers & Catchers

Tuesday, Feb 13

Position Players

Sunday, Feb 18

FIRST WORKOUT DATES Pitchers & Catchers

Wednesday, Feb 14

Position Players

Monday, Feb 19

2018 SCHEDULE

DAY	DATE	OPPONENT	SITE	RADIO/TV	TIME
Fri	Feb 23	Pittsburgh	Charlotte County	M	1:05 p.m.
		@Baltimore	Sarasota		1:05 p.m.
Sat	Feb 24	@Boston	Fort Myers	W	1:05 p.m.
Sun	Feb 25	@Minnesota	Lee County	W/F	1:05 p.m.
Mon	Feb 26	Toronto	Charlotte County	M	1:05 p.m.
Tue	Feb 27	Baltimore	Charlotte County	M	1:05 p.m.
Wed	Feb 28	@Minnesota	Lee County		1:05 p.m.
Thu	March 1	Baltimore	Charlotte County	M	1:05 p.m.
Fri	March 2	Philadelphia	Charlotte County	M	1:05 p.m.
Sat	March 3	@Detroit	Lakeland	W	1:05 p.m.
Sun	March 4	@New York-AL	Tampa	W/F	1:05 p.m.
Tue	March 6	Boston	Charlotte County	M	1:05 p.m.
Wed	March 7	Baltimore	Charlotte County	M	1:05 p.m.
Thu	March 8	@Boston	Fort Myers		1:05 p.m.
Fri	March 9	Minnesota	Charlotte County	M	1:05 p.m.
Sat	March 10	@Philadelphia	Clearwater	W	1:05 p.m.
Sun	March 11	Minnesota	Charlotte County	W/F	1:05 p.m.
Tue	March 13	@Philadelphia	Clearwater		1:05 p.m.
Wed	March 14	@Pittsburgh	Bradenton		1:05 p.m.
Thu	March 15	Minnesota	Charlotte County	M	1:05 p.m.
Fri	March 16	@Minnesota	Lee County		1:05 p.m.
Sat	March 17	@Boston	Fort Myers	W	1:05 p.m.
Sun	March 18	Detroit	Charlotte County	W	1:05 p.m.
Mon	March 19	@New York-AL	Tampa	W	6:35 p.m.
Tue	March 20	@Baltimore	Sarasota	W	6:05 p.m.
Wed	March 21	Boston	Charlotte County	M/F	1:05 p.m.
Thu	March 22	@Toronto	Dunedin		1:07 p.m.
Fri	March 23	Toronto	Charlotte County	M	1:05 p.m.
		@Baltimore	Sarasota		1:05 p.m.
Sat	March 24	@Pittsburgh	Bradenton	W	1:05 p.m.
Sun	March 25	New York-AL	Charlotte County	W/F	1:05 p.m.
Mon	March 26	@Detroit	Lakeland	F	1:05 p.m.
Tue	March 27	Detroit	Tropicana Field	W	12:35 p.m.

HOME GAMES SHADED • RADIO: WDAE 620 AM/95.3 FM (W), MLB.COM (M)
TELEVISION: FOX SPORTS SUN (F)

ALL-TIME RESULTS & RECORDS

YEAR	W	L	T	ATTENDANCE
2017	12	16	5	81,752
2016	12	13	2	68,566
2015	15	13	2	80,406
2014	16	7	4	78,624
2013	15	17	2	90,935
2012	10	16	6	87,916
2011	15	14	2	95,859
2010	20	8	2	97,971
2009	15	16	1	103,255
2008	18	8	2	54,960
2007	10	19	2	79,044
2006	13	16	1	70,756
2005	13	16	0	61,261
2004	11	8	0	43,916
2003	8	19	3	51,324
2002	10	16	1	49,043
2001	12	15	1	57,081
2000	14	17	0	67,089
1999	14	14	1	59,230
1998	12	18	0	66,781
All-Time	265	286	37	1,445,769

BATTING

Games **29**

2009 Ray Sadler

Avg. (min. 40 AB) **.460**

2010 Sean Rodriguez

At-Bats **85**

2003 Aubrey Huff

Runs **20**

2010 Sean Rodriguez

Hits **29**

2010 Sean Rodriguez

Doubles **10**

2003 Travis Lee

Triples **3**

2010 Justin Ruggiano

2009 Ben Zobrist

2007 Carl Crawford

2005 Julio Lugo

2002 Randy Winn

Home Runs **8**

2000 Herbert Perry

RBI **19**

2001 José Guillén

Stolen Bases **12**

2011 Elliot Johnson

PITCHING

Games **12**

2000 R. Hernandez

1998 Jim Mecir

Ramón Tatis

Games Started **7**

2007 James Shields

2000 Esteban Yan

Wins **3**

2016 Drew Smyly

Erasmó Ramirez

2014 Matt Moore

2012 James Shields

2011 Rob Delaney

2010 Jeff Niemann

Mike Ekstrom

Wade Davis

2007 James Shields

2001 Bryan Rekar

1999 Bobby Witt

Losses **4**

2003 Joe Kennedy

Saves **4**

2006 Jason Childers

2000 Jim Mecir

ERA (min. 15 IP) **0.60**

2001 Paul Wilson

Innings **29.1**

2007 James Shields

Walks **15**

2014 Matt Moore

Strikeouts **30**

2007 James Shields



National Baseball Hall of Fame



ADDRESS
25 Main Street,
Cooperstown, New York
13326

PHONE
(607) 547-7200

FAX
(607) 547-2044
PUBLIC RELATIONS
(607) 547-0215

E-MAIL ADDRESS
info@baseballhall.org

WEBSITE
baseballhall.org

SUMMER HOURS
Memorial Day Weekend -
Labor Day Weekend:
9 a.m. to 9 p.m.

REGULAR HOURS
9 a.m. to 5 p.m.

HOLIDAY CLOSINGS
Thanksgiving Day,
Christmas Day
and New Year's Day.

DIRECTORY
Jane Forbes Clark
Chairman

Joe Morgan
Vice Chairman

Jeff Idelson
President

Jeff Jones
Sr. V.P. of Finance
& Administration

Sean Gahagan
V.P., Retail Merchandising
& Licensing

Erik Strohl
V.P., Exhibitions
& Collections

Ken Meifert
V.P., Sponsorship
& Development

RESEARCH AND LIBRARY CONTACT
Jim Gates
Librarian

PR CONTACTS
Jon Shestakofsky
V.P., Communications
& Education

Craig Muder
Communications Director

HALL OF FAME WEEKEND 2018 | JULY 27-30

Class of 2018: Vladimir Guerrero, Trevor Hoffman, Chipper Jones, Jack Morris, Jim Thome, Alan Trammell

Awards: Sat., July 28, 4:30 p.m. ET, Doubleday Field

Induction: Sun., July 29, 1:30 p.m. ET, Clark Sports Center

HALL OF FAME CLASSIC 2018 | MAY 25-27

Legends Game and Special Events

Game: Sat., May 26, Doubleday Field. For more information, visit baseballhall.org

RAYS IN THE HALL OF FAME

Wade Boggs was the first player in team history to be inducted into the Baseball Hall of Fame. He was elected in 2005 by the Baseball Writers' Association of America. Boggs spent his final two seasons (1998-1999) in his hometown of Tampa Bay. For more information, visit the "Hall of Famers" team pages at baseballhall.org.

NOTABLE RAYS ARTIFACTS IN COOPERSTOWN

- ♦ Batting helmet worn by Evan Longoria on Aug 1, 2017 when he hit for the cycle.
- ♦ Cap worn by Fernando Rodney on the final day of the 2012 season when he set an all-time record for lowest ERA (0.60) for a pitcher with at least 50 IP.
- ♦ Bat used by Evan Longoria on Sep 28, 2011 to hit a Wild Card-clinching 12th-inning home run.
- ♦ Cap worn by Matt Garza and a ball from his no-hitter against the Tigers on July 26, 2010, the only no-hitter in Rays history.
- ♦ Spikes worn by Carl Crawford to steal a single-game record of six bases on May 3, 2009.
- ♦ Spikes worn by Melvin Upton Jr. in the 2008 World Series and the bat he used to hit four home runs in the ALCS.
- ♦ Flap-cap worn by Joe Maddon, who led the Rays from last in 2007 to the 2008 World Series.
- ♦ Ball hit by Rocco Baldelli to establish a rookie record for hits (39) in a month, April 2003.
- ♦ Jersey worn by Fred McGriff to hit his 400th home run on June 2, 2000.
- ♦ Jersey, cap, spikes and batting gloves worn by Wade Boggs on Aug 7, 1999 to record his 3,000th career hit, as well as game tickets and lineup cards.

A LOOK AHEAD TO 2019

Ballots for the 2019 Hall of Fame/BBWAA election will be distributed following the 2018 season with results from the voting scheduled to be announced in January 2019. A partial list of first-year candidates for election includes: Roy Halladay, Todd Helton, Andy Pettitte and Mariano Rivera. Historical information on past BBWAA elections and the election process can be accessed at baseballhall.org or by contacting the Hall of Fame Communications department.

CONNECT TO COOPERSTOWN

For up-to-the-minute news from Cooperstown, visit at baseballhall.org. Stay up-to-date on all the activity at the Hall of Fame's official site and through social networking on Facebook, Instagram, Twitter and YouTube.

If you would like to receive interesting stories and timely news items direct from the Hall of Fame and get the inside track on the latest happenings in Cooperstown, sign up for *Inside Pitch*. There's no cost to receive our weekly electronic newsletter in your email box at home or work and it's easy to enroll: Just log on to baseballhall.org/support.

If you have an interest in receiving *Around The Horn*, the Hall's monthly media newsletter, please send an e-mail to info@baseballhall.org. Be sure to include your name, name of organization and e-mail address. Or visit baseballhall.org/media-info.

RESEARCH ASSISTANCE

The Hall of Fame is pleased to provide assistance in baseball research and members of the media are encouraged to utilize this valuable baseball resource whenever necessary by calling the Public Relations department at (607) 547-0215, or the Library Reference desk at (607) 547-0330.





Rays Notes

ORGANIZATION

COACHES & STAFF

40-MAN ROSTER

NON-ROSTER INVITES

RECORDS & HISTORY

OPPONENTS

MINOR LEAGUE OPERATIONS

BROADCAST INFORMATION

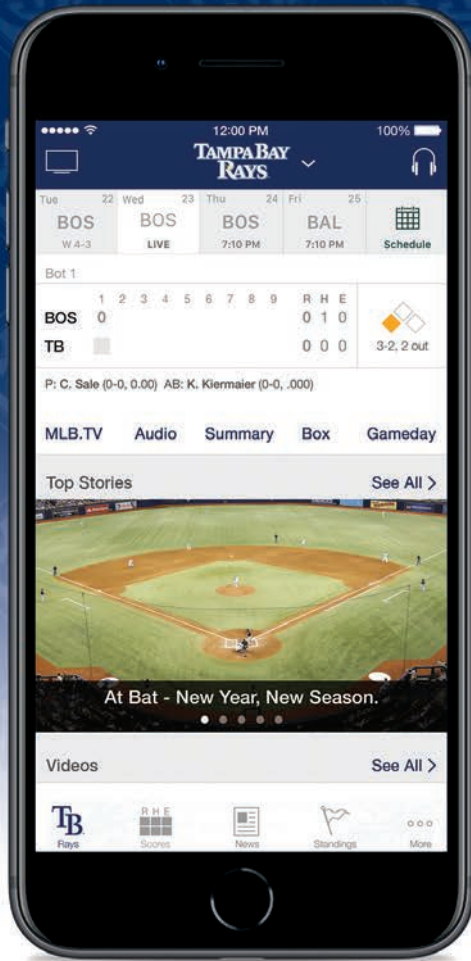
TROPICANA FIELD & MISC.
Rays Notes





Rays Notes





The #1 App for Live Rays Baseball



At Bat[®]



2018 Rays Season Schedule

MARCH • APRIL

SUN	MON	TUE	WED	THU	FRI	SAT
				29 BOS 4:00	30 BOS 7:10	31 BOS 6:10
1 BOS 1:10	2 NYY 1:05	3	4 NYY 1:05	5 BOS 2:05	6	7 BOS 1:05
8 BOS 1:05	9 CWS 8:10	10 CWS 2:10	11 CWS 2:10	12	13 PHI 7:10	14 PHI 6:10
15 PHI 1:10	16 TEX 7:10	17 TEX 7:10	18 TEX 1:10	19	20 MIN 7:10	21 MIN 6:10
22 MIN 1:10	23 BOS 1:05	24 BAL 7:05	25 BAL 7:05	26 BAL 7:05	27 BOS 7:10	28 BOS 4:05

JULY

SUN	MON	TUE	WED	THU	FRI	SAT
1 HOU 1:10	2 MIA 7:10	3 MIA 7:10	4 MIA 1:10	5	6 NYM 7:10	7 NYM 4:10
8 NYY 1:10	9 DET 7:10	10 DET 7:10	11 DET 12:10	12 MIN 8:10	13 MIN 8:10	14 MIN 2:10
15 MIN 2:10	17-19 ALL-STAR BREAK WASHINGTON, DC			20 MIA 7:10	21 MIA 6:10	
22 MIA 1:10	23 NYY 7:10	24 NYY 7:10	25 NYY 12:10	26 BAL 7:05	27 BAL 7:05	28 BAL 7:05
29 BAL 1:05	30	31 LAA 7:10				

MAY

SUN	MON	TUE	WED	THU	FRI	SAT
		1 DET 7:10	2 DET 1:10	3	4 TOR 7:10	5 TOR 6:10
6 TOR 1:10	7	8 ATL 7:10	9 ATL 7:10	10	11 BAL 7:05	12 BAL 7:05
13 BAL 1:05	14 KC 7:05	15 KC 8:15	16 KC 2:15	17 LAA 10:07	18 LAA 10:07	19 LAA 9:07
20 LAA 4:07	21	22 BOS 7:10	23 BOS 7:10	24 BOS 7:10	25 BAL 7:10	26 BAL 4:10
27 BAL 1:10	28 OAK 4:05	29 OAK 10:05	30 OAK 10:05	31 OAK 3:35		

AUGUST

SUN	MON	TUE	WED	THU	FRI	SAT
			1 LAA 7:10	2 LAA 1:10	3 CWS 7:10	4 CWS 6:10
5 CWS 1:10	6	7 BAL 7:10	8 BAL 7:10	9 BAL 7:10	10 TOR 7:07	11 TOR 4:07
12 TOR 1:07	13	14 NYY 7:05	15 NYY 7:05	16 NYY 1:05	17 BOS 7:10	18 BOS 7:10
19 BOS 1:05	20 KC 7:10	21 KC 7:10	22 KC 7:10	23 KC 7:10	24 BOS 7:10	25 BOS 6:10
26 BOS 1:10	27	28 ATL 7:35	29 ATL 7:35	30	31 CLE 7:10	

JUNE

SUN	MON	TUE	WED	THU	FRI	SAT
					1 SEA 10:10	2 SEA 10:10
3 SEA 4:10	4	5 WAS 7:05	6 WAS 1:05	7 SEA 7:10	8 SEA 7:10	9 SEA 4:10
10 SEA 1:10	11 TOR 7:10	12 TOR 7:10	13 TOR 1:10	14 NYY 7:05	15 NYY 7:05	16 NYY 1:05
17 NYY 2:05	18 HOU 8:10	19 HOU 8:10	20 HOU 8:10	21	22 NYY 7:10	23 NYY 4:10
24 NYY 1:10	25 WAS 7:10	26 WAS 12:10	27	28 HOU 7:10	29 HOU 7:10	30 HOU 4:10

SEPTEMBER

SUN	MON	TUE	WED	THU	FRI	SAT
						1 CLE 7:10
2 CLE 4:10	3 TOR 7:07	4 TOR 7:07	5 TOR 7:07	6	7 BAL 7:10	8 BAL 6:10
9 BAL 1:10	10 CLE 7:10	11 CLE 7:10	12 CLE 1:10	13	14 OAK 7:10	15 OAK 6:10
16 OAK 1:10	17 TEX 8:05	18 TEX 8:05	19 TEX 2:05	20 TOR 7:07	21 TOR 7:07	22 TOR 4:07
23 TOR 1:07	24 NYY 7:10	25 NYY 7:10	26 NYY 7:10	27 NYY 1:10	28 TOR 7:10	29 TOR 6:10

■ HOME GAME ■ AWAY GAME E = ESPN

Listen to the Rays on WDAE 620 AM/95.3 FM.

SCHEDULE & TIMES SUBJECT TO CHANGE