



ALL STAR GAME

WASHINGTON, DC 2018



Nationals

2018 OFFICIAL MEDIA GUIDE



ALL STAR WEEK

FESTIVITIES ARE COMING TO
WASHINGTON, D.C. | JULY 13 - 17



FOR TICKETS AND MORE INFORMATION VISIT ALLSTARGAME.COM



MAX SCHERZER

2017 NL CY YOUNG AWARD

16-6, 2.51 ERA, 200.2 IP, 268 SO





RYAN ZIMMERMAN

MLB COMEBACK PLAYER OF THE YEAR (MLBPA)



DANIEL MURPHY

NATIONAL LEAGUE LOUISVILLE SLUGGER SILVER SLUGGER (2B)




STEPHEN STRASBURG

NATIONAL LEAGUE CY YOUNG FINALIST



ANTHONY RENDON

NATIONAL LEAGUE RAWLINGS GOLD GLOVE FINALIST (3B)



MICHAEL A. TAYLOR

NATIONAL LEAGUE RAWLINGS GOLD GLOVE FINALIST (OF)

NATIONALS PARK	5
COMMUNITY RELATIONS	15
WASHINGTON NATIONALS DREAM FOUNDATION	25
WASHINGTON NATIONALS YOUTH BASEBALL ACADEMY	29
OWNERSHIP & FRONT OFFICE	33
EXECUTIVES	53
MANAGER & COACHING STAFF	73
PLAYERS	89
2017 SEASON IN REVIEW	239
HISTORY AND RECORDS	259
SCOUTING, RESEARCH, & PLAYER DEVELOPMENT	363
MEDIA	427



Photos courtesy of the Washington Nationals, Major League Baseball, Getty Images, Syracuse Chiefs, Harrisburg Senators, Potomac Nationals Hagerstown Suns and the National Baseball Hall of Fame and Museum.

Statistical information and support provided by STATS LLC, Elias Sports Bureau, MLB Information Systems, Player Profiles, MLB.com, MiLB.com and Baseball-reference.com.



INFO BOXES

Managers	76
How They Arrived	110
Save Rule	113
Triples	116
Assists	116
WAR	116
Slew of Southpaws	123
2015 National League Most Valuable Player	137
Exclusive Club	138
40 is The New 40	138
2015 Significant Dates, per <i>Elias</i>	138
POTUS and the Nationals	146
Games Pitched	156
Alma Maters	161
Silver Bat	169
April 30, 2017	177
Weak Contact	183
Rookie Ks	190
2017 National League Cy Young	196
2016 National League Cy Young	196
Making History	196
Max Power	197
K Street	197
All-Time Ks	211
Stras Went Streaking	212
Nationals Grand-iose Occasions	218
Beginning Bolts	221
2018 Nationals Birthdays	223
Both Beltways	226
Moving on Up	229
Walk it Off	230
NRI History	235
Medical Consultants	238
2017 Record/Batting Order & Starting Position	245
2017 Home Run Breakdown	246
2017 Disabled List	252
Expansion Senators	262
The Catch	262
Name Game	267
Capital Punisher	280
Big Train	289
Triple Your Pleasure	322
Weekly and Monthly Awards	327
Nationals Firsts	345
Long Games	346
Single-Game Strikeouts	357
The Save-iors	358
Last Trade List	360
Press Eject	360
Ring of Honor at Nationals Park	361
2017 Minor League Players of the Year	377
2017 Minor League Awards	377
Baseball America's Top Nationals Prospects	385
MLB.com	385
Nationals Radio Network	430
Nats News	431

NATIONALS PARK



An evening view of Nationals Park from Marine One as President Barack Obama returns to the White House after traveling to Princeton, Indiana, to participate in a town hall at Millennium Steel Service, LLC, Oct. 3, 2014. (Official White House Photo by Pete Souza)

WELCOME TO NATIONALS PARK



Located in the heart of the nation's capital, Nationals Park redefines modern sports facility architecture and serves as a cornerstone of the new mixed-use Capitol Riverfront, adjacent to the Navy Yard in Southeast Washington.

INNOVATIVE ARCHITECTURE UNIQUE TO WASHINGTON, D.C

From South Capitol Street, the ballpark presents a monumental façade of architectural pre-cast concrete, metal and glass, with features consistent with the traditions of D.C.'s most notable civic buildings.

Nationals Park is easily accessible by fans, especially those arriving from the north via the Navy Yard-Ballpark Metro Station, or on foot from nearby offices and residential neighborhoods.

Nationals Park guests are encouraged to visit D.C.'s other attractions on their way to the ballpark. In addition to the area around the Navy Yard and Southwest Waterfront (Green Line), guests can take the Orange/Blue Line to the Capitol South Metro and walk to Nationals Park along New Jersey Avenue to M Street. Guests can also take the Orange/Blue Line to the Eastern Market station and enjoy a multitude of restaurant and retail offerings along Barracks Row's 8th Street SE.

Fans can enter Nationals Park through the Center Field Plaza and continue along the main concourse, which sweeps around the entire ballpark and offers an almost complete 360-degree open view of the playing field.

Other entry gates include: Left Field Gate, with entry access on South Capitol Street SE; Third Base Gate, with entry access on South Capitol Street SE; Home Plate Gate, with entry access on Potomac Avenue; First Base Gate, with entry access on Potomac Avenue SE; and Right Field Gate, with entry access on First Street SE.

The seating bowl wraps around the various levels of the facility in a circular expression of steel and concrete, offering openness and panoramic views of the Anacostia waterfront, Navy Yard, and landmarks such as the U.S. Capitol and the Washington Monument.

CUTTING-EDGE FAN EXPERIENCE

Nationals Park is equipped with advanced high-definition audio-visual technology, including a 4,800 square-foot high-definition scoreboard, as well as more than 600 linear feet of LED ribbon board along the inner bowl fascia.

The ballpark also features a variety of entertainment and fan interactive activities, food service venues, retail operations and family-friendly entertainment to ensure a compelling gameday experience.

With a fully-functioning meeting and conference center, four large club spaces, luxurious suites and spectacular views, Nationals Park is the ideal backdrop for corporate or personal events.

GREEN DESIGN

As the first major sports facility in the U.S. to earn the LEED-certified Silver designation by the U.S. Green Building Council, Nationals Park is considered one of the most environmentally friendly ballparks in the country. The facility incorporates a variety of sustainable design elements, including:

A Sustainable Site

- Located near the Anacostia River, Nationals Park was categorized as a brownfield redevelopment and has served as a catalyst for urban revitalization in the area.
- The ballpark's location is easily accessible via public transportation, including access to nearby metro stations and local bus routes.

Use of Materials

- Water-conserving plumbing fixtures are used throughout the facility, reducing overall water consumption.
- Energy-saving light fixtures help reduce light pollution and results in a projected 21 percent energy savings over typical field lighting.
- Content of building materials used on the project contained a minimum of 10 percent recycled content.
- Many of the building materials used on the project were produced regionally, which cut down on transportation costs while promoting the local economy.
- Interior materials including adhesives, carpet glues and paints were specified with low VOC contents.
- Roof materials offer a high degree of reflectance, minimizing the amount of heat released to the environment. A 6,300-square-foot green roof above the concession area beyond left field also minimizes roof heat gain.

An Intricate Ground and Stormwater Filtration System

- Because Nationals Park is within close proximity to the Anacostia River, much care was taken to treat storm and ground water runoff.
- The result is a unique, intricate water filtration system that separates water used for cleaning the ballpark from rainwater falling on the ballpark and treats both sources of water before it is released to the sanitary and stormwater systems.



NATIONALS PARK

NATIONALS PARK: QUICK FACTS

Opening Date:	March 30, 2008
Designed By:	The joint venture team of Populous (formerly HOK Sport) and Devroux-Purnell Architects
2018 Seat Capacity:	41,336
Field Dimensions:	Left Field - 336 Feet Center Field - 402 Feet Right Field - 335 Feet

Playing Surface

- Following the 2017 season, the playing field went through a renovation project that included an upgraded irrigation system, new growing medium for the turf, and new turf across the entire surface consisting of a new blend of Kentucky Bluegrass varieties.
- The natural grass field consists of a four-way blend of Kentucky Bluegrass grown on a 100 percent sand base profile.
- Infield Dirt is a designed mix of sand, silt, and clay; provided by DuraEdge.
- Warning Track is a crushed red lava stone.
- Drainage lines consist of six-inch perforated drainage pipe that were installed in a pea-gravel layer, aligned every 15 feet across the entire playing field.

Interesting Facts

- Inspiration for the look of the ballpark was taken from the I. M. Pei-designed East Wing of the National Gallery of Art.
- Because the field is 24 feet below street level, more than half of the crowd will walk straight off the street, onto the main concourse and into their seats, without ever using elevators or climbing ramps or stairs.
- Populous (formerly HOK Sport), the ballpark's designer, borrowed the inspiration for an odd, right-angled jog into the left center field fence from the now demolished Griffith Stadium, former home of the Washington Senators.
- On Opening Day 2016, the Nationals hit a major milestone when the 25 Millionth Fan walked through the gates at Nationals Park. Among other gifts, the lucky fan received a pair of Opening Day tickets for the next 25 years and a special Nationals jersey and jacket.

LOCAL FLAVORS

The Nationals are dedicated to offering regional favorites at the ballpark's concession stands. The Nationals have a selection of delicious items from the surrounding area, including Ben's Chili Bowl serving as a Washington, D.C. staple and the Chesapeake Crab Cake Company representing the state of Maryland.

Ben's Chili Bowl

- Since 1958, Ben's Chili Bowl has been a D.C. institution, and has also become a beloved fixture at Nationals Park. Guests can find Ben's Chili Dog, Chili Cheese Fries and the Chili Bowl, all featuring Ben's famous chili mix, in Sections 110, 140 and 317.

Chesapeake Crab Cake Company

- Located near Sections 114 and 306, the Chesapeake Crab Cake Company brings flavors from the state of Maryland to the ballpark by featuring several delectable crab offerings, including a Crab Cake Sandwich, Crab Grilled Cheese and Crab Shack Chips.

VEGETARIAN FRIENDLY

The Nationals strive to provide guests with a variety of delicious, healthy food options and are continuously looking for ways to incorporate more vegetarian-friendly options.

- In past years, PETA has named Nationals Park one of the top Vegetarian-Friendly Major League Ballparks.
- Nationals Park is one of the few sports venues across the country to have an exclusively vegetarian vendor, Field of Greens. Here fans can purchase vegetarian/vegan cheesesteaks, veggie burgers, salads and fresh fruit.

NEW FOR 2018

Family Funday

- Nationals Park was designed for fans of all ages, and there will be several games this season that young baseball fans will particularly enjoy. Throughout the 2018 season, Sunday will be “Family Funday” at Nationals Park! During each Sunday home game, families will be able to enjoy free face painting, yard games, sidewalk chalk drawing, inflatable T-Ball and Nationals prizes at the Family Fun Area located just off of Center Field Plaza. In addition, one Sunday each month will feature a special giveaway for kids, including new items like a Fidget Spinner, Superhero Cape, and Max Scherzer Eye Patch. Family-friendly events like Kids Run the Bases (after every Sunday day game) and the Youth Baseball and Softball Parade will also return.

Virtual Reality Home Run Derby

- Fans can now make their dream of being a Major Leaguer come true when they visit the Nationals Virtual Reality Home Run Derby booth! Fans who don a provided VR headset will find themselves standing at home plate and swinging for the fences in a virtual Nationals Park. The booth will be located at the Family Fun Area.

MLB.com Ballpark App Updates

- Introduced at the beginning of the 2017 season, the MLB.com Ballpark App is the mobile home of the Washington Nationals. With the MLB.com Ballpark App, fans can take advantage of a seamless ticket experience, including streamlined ticket purchasing, ticket sharing with friends or co-workers, and mobile entry into Nationals Park. Once at the ballpark, fans will receive exclusive check-in offers to get discounts on tickets, merchandise, or concessions, and learn about featured items during each homestand. Fans can also navigate the ballpark by using interactive food and beverage finders and ballpark maps. New for 2018, fans will be able to upgrade their seats directly from their mobile device and read about the Nationals with a digital edition of Inside Pitch.



Courtesy of the Washington Nationals



NOT JUST FOR BASEBALL

In addition to baseball, Nationals Park was constructed with the purpose of hosting the highest-quality entertainment experiences for the District of Columbia and surrounding region. Since opening in 2008, Nationals Park has gained a reputation as one of the premier locations for outdoor concerts and other events, with a favorable fan experience, access to transportation and the magnetism of the vibrant Capitol Riverfront community.

Concert Preparation at Nationals Park

Thanks to the hard work and dedication of our outstanding grounds crew, Nationals Park is able to host outdoor concerts and other exciting events. Below is a description of the process to transform Nationals Park from a ballpark into a world-class entertainment venue.

- Concert preparation begins several months prior to concert load-in.
- Field transformation begins immediately following the last out of the game preceding the concert. Protective tarps are placed over the entire infield dirt area and protective flooring is placed over the warning track surface.
- The following morning, stage load-in begins. This usually takes place over a two-to three-day period. The grounds crew is responsible for overseeing all movements and placements of stage and sound equipment onto the field. They also supervise all crane movements from the time they enter the building until the time the crane exits the building.
- Once the stage has been constructed, production load-in will begin (generally the day before the concert). This process involves speakers, video screens, lights, musical instruments and other electronics. This takes several hours. The grounds crew oversees all movements and assists the production team in order to limit or prevent field damage.
- Following production load-in, protective flooring is placed across all exposed grass.
- The day of the concert, the grounds crew walks the field and stage area several times looking for any last minute adjustments that need to be made. Air and soil temperatures are closely monitored, as is the soil moisture content.
- Concert load-out begins immediately following the end of the concert and concludes anywhere between 16 to 24 hours later.
- Upon completion of load-out, the grounds crew spends the remaining time prepping the field for when the Nationals return home.

NOTABLE EVENTS AT NATIONALS PARK

Pope Benedict XVI Mass

- On April 17, 2008, as part of his tour of the United States, Pope Benedict XVI celebrated Mass at Nationals Park.
- Approximately 47,000 people were in attendance.
- The audience included 14 cardinals, 250 bishops, and 1,300 priests.
- In accordance with Vatican protocol, Communion wafers were distributed within 20 minutes to more than 40,000 Mass attendees.

Billy Joel and Elton John: “Face to Face” Tour

- The first concert at Nationals Park was a blockbuster event, featuring Billy Joel and Elton John in a joint performance on July 11, 2009, as part of their “Face to Face” tour. A sold-out crowd saw the two legendary musicians perform.
- The duo focused on material from the 1970’s and 80’s during their concert at Nationals Park, and played nothing more recent than John’s 1983 hit “I’m Still Standing.”

Dave Matthews Band

- On July 23, 2010, the Dave Matthews Band performed at Nationals Park in the second-ever show held at the venue.
- The Zac Brown Band was the opening act for the concert, a preview of their 2015 performance at Nationals Park

Jason Aldean: “Burn It Down” Tour

- Multi-Platinum country entertainer Jason Aldean performed on July 25, 2014, at Nationals Park as part of his “Burn It Down” tour. Duo Florida Georgia Line and artist Tyler Farr opened for Aldean.

“Billy Joel in Concert”

- Billy Joel returned to Nationals Park as part of his “Billy Joel in Concert” series on July 26, 2014. The sold-out concert marked Billy Joel’s first solo headlining appearance at the ballpark and featured a 45-minute opening act from Gavin DeGraw.
- During the concert, Joel famously donned a Nationals baseball cap.

One Direction: “Where We Are Tour”

- On Aug. 11, 2014, English-Irish boy band One Direction brought their international “Where We Are Tour” to the nation’s capital.
- Australian pop/rock band 5 Seconds of Summer served as the opening act.

2015 NHL Winter Classic

- On Jan. 1, 2015, Nationals Park became the center of the hockey universe when the playing field was transformed into a hockey rink for the annual NHL Winter Classic. The 42,842 fans in attendance watched the Washington Capitals top the Chicago Blackhawks, 3-2, in dramatic fashion.
- There were two ice rinks built, one to serve as the playing surface, one to represent the Reflecting Pool on the National Mall.
- 3,000 gallons of Glycol coolant were used to help maintain the preferred ice temperature of 22 degrees Fahrenheit.
- The thickness of the ice was three inches.
- 32,000 square-feet of decking was used for construction of the rink.
- 100,000 square-feet of new grass was installed to bring the field back to a safe, consistent surface for baseball.

Taylor Swift: “1989 World Tour”

- International pop superstar Taylor Swift, winner of seven Grammy Awards, brought her “1989 World Tour” to Nationals Park on July 13 and 14, 2015. Swift performed in front of two sold-out crowds at the ballpark, totaling 85,014 fans over two nights.
- During the performance on July 13, Swift was joined onstage by New Zealand phenom Lorde. Swift was joined onstage by multi-platinum singer, songwriter and dancer Jason Derulo during the performance on July 14.
- The rock band Haim and singer-songwriters Vance Joy and Shawn Mendes were the opening acts for Swift.

Zac Brown Band: “Jekyll + Hyde Tour”

- The “Jekyll + Hyde Tour” was the fifth headlining concert tour by country music group Zac Brown Band. The tour, which supported their fourth studio album, hit Nationals Park on Aug. 14, 2015.
- Nine of the shows on the tour took place at MLB parks, including Nationals Park, Fenway Park and Wrigley Field.
- The show, which lasted for two and a half hours, took place on a three-story tier stage and combined country music elements with EDM, rock and pop.
- During a break in the show, Zac Brown changed clothes and returned wearing a button-down shirt and a Washington Nationals baseball cap.

“Billy Joel in Concert”

- On July 20, 2016, legendary musician Billy Joel became the first artist ever to play Nationals Park three times.
- A sold-out crowd watched the Piano Man perform.

Bruce Springsteen and the E Street Band: “The River Tour 2016”

- “The River Tour 2016” marked the first tour in two years for Springsteen and the E Street Band and was performed in support of Springsteen’s 2015 “The Ties That Bind: The River Collection” box set and in celebration of the 35th anniversary of Springsteen’s 1980 album, “The River.”
- After playing at the Verizon Center in January, Bruce Springsteen returned to the nation’s capital and played a nearly three-hour set at Nationals Park on September 1, 2016. Afterward, the band encored with another eight songs.



NATIONALS PARK

2017 HIGHLIGHTS

James Taylor & His All-Star Band

- James Taylor and His All-Star Band played four concerts at ballparks across the United States in summer 2017.
- Joining Taylor and his band onstage at Nationals Park was a special guest, singer-songwriter Bonnie Raitt.

LOOKING AHEAD

2018 Major League Baseball All-Star Game

- On April 6, 2015, MLB Commissioner Rob Manfred announced that Nationals Park would host the 2018 Major League Baseball All-Star Game. The July 17 game will be the first All-Star Game played in Washington, D.C. since 1969.

The Eagles and James Taylor & His All-Star Band

- The legendary Eagles will come to Nationals Park on Thursday, July 26 as part of their 2018 North American Tour. The concert at Nationals Park is one of only two concerts this summer featuring both the Eagles, who have sold more than 120 million albums worldwide, and James Taylor and His All-Star Band.

Zac Brown Band 2018: Down the Rabbit Hole Live! with very special guest OneRepublic

- Country music group Zac Brown Band have announced dates for their eighth headlining concert tour, including a stop at Nationals Park on Friday, July 27. The visit will feature an opening act from pop-rock band OneRepublic.



HOME RUN MARKERS

Prior to the 2015 season, the Washington Nationals announced a project to mark the landing spots of long and/or significant home runs at Nationals Park. These historic markers paid homage to the white seats at Robert F. Kennedy Memorial (RFK) Stadium that marked the mammoth home runs hit by Washington Senators slugger, Frank Howard.

The following six home runs were the initial group of home runs marked by either a plaque or with a red painted seat.

Name	Date	Opponent	Location
Ryan Zimmerman <i>Nationals Park Inaugural Game Walk-Off Home Run</i>	3/30/2008	Atlanta Braves	Section 100, Row A, Seat 14
Jayson Werth <i>Walk-Off Home Run in Game 4 of the NLDS</i>	10/11/2012	St. Louis Cardinals	Visitors Bullpen Back Wall (plaque)
Michael Morse <i>Longest home run (465 feet per ESPN) in Nationals Park history (2008-pres.) as of the start of 2018</i>	7/20/2012	Atlanta Braves	Budweiser Brew House Back Railing (plaque)
Adam LaRoche <i>Upper Deck Home Run</i>	4/5/2014	Atlanta Braves	Section 236, Row A, Seat 14
Bryce Harper <i>NLDS Game 1 Upper Deck Home Run</i>	4/9/2014	Miami Marlins	Section 234, Row F, Seat 11
Bryce Harper <i>Upper Deck Home Run</i>	10/3/2014	San Francisco Giants	Section 234, Row C, Seat 5

The following home runs have since been marked around Nationals Park

Name	Date	Opponent	Location
Bryce Harper <i>Batter's Eye Home Run</i>	4/18/2015	Philadelphia Phillies	Batter's Eye Green Wall (plaque)
Bryce Harper <i>Upper Deck Home Run</i>	5/26/2016	St. Louis Cardinals	Section 236, Row A, Seat 11
Bryce Harper <i>Upper Deck Home Run</i>	7/20/2016	Los Angeles Dodgers	Section 236, Row J, Seat 12
Bryce Harper <i>Upper Deck Home Run</i>	5/26/2017	San Diego Padres	Section 236, Row A, Seat 6

ALL-STAR
SAVINGS
AND SERVICE
FOR OVER
75 YEARS.



GEICO[®]

geico.com | 1-800-947-AUTO | Local Office
Get your *free quote* today.

Some discounts, coverages, payment plans and features are not available in all states or all GEICO companies. GEICO is a registered service mark of Government Employees Insurance Company, Washington, D.C. 20076; a Berkshire Hathaway Inc. subsidiary. © 2016 GEICO

NATIONALS IN THE
COMMUNITY

W



NATIONALS IN THE COMMUNITY

WASHINGTON
NATIONALS
COMMUNITY
RELATIONS

The Washington Nationals are committed to enhancing the quality of life for citizens in the Washington, D.C. region. Our primary focus is on initiatives that honor military families, encourage youth participation in baseball and softball, and support K-12 education in our community.



MILITARY INITIATIVES

As the home of the national pastime in the nation's capital, the Washington Nationals are proud to work with the large community of military bases, installations and hospitals that serve as permanent or temporary homes to military service members and their families living in the Washington D.C. Metropolitan area.

» SALUTE TO SERVICE

The Nationals offer premium seating for select military groups and their families during every home game. At the end of the third inning, honorees are recognized on NatsHD and receive a standing ovation.

Tickets are allocated through military hospitals and support organizations and are not available for individual distribution.



» PATRIOTIC SERIES PRESENTED BY SAIG

This series encourages fans to celebrate the American spirit while enjoying a day at Nationals Park by utilizing on-field programming and pregame assets, themed giveaways, and patriotic uniforms to honor service members, first responders and all those who serve our country.

The 2018 Patriotic Series presented by SAIG schedule:

Military Appreciation Day – April 12 vs. Colorado

Independence Day – July 4 vs. Boston

Heroes Day – Sept. 9 vs. Chicago (NL)

» **BRANCH NIGHTS**

The Nationals dedicate one game per year to each of the five branches of the military. The team works closely with its military partners to highlight the individuals and ideals that are unique to each branch.

The 2018 Branch Nights schedule:

US Navy Day – May 1 vs. Pittsburgh

US Army Day – June 10 vs. San Francisco

US Marine Corps Day – July 31 vs. New York (NL)

US Coast Guard Day – Aug. 4 vs. Cincinnati

US Air Force Day – Sept. 20 vs. New York (NL)

» **USO TICKET PARTNERSHIP**

In partnership with the USO of Metropolitan Washington-Baltimore, the Nationals provide complimentary tickets to service members and their families. Ongoing ticket donations are used for weekend “Date Night” games and “Family Sunday” games that also include first-in-line privileges for postgame Kids Run the Bases.

» **DISCOUNTED GAME TICKETS**

Military service members receive deeply discounted Nationals tickets available exclusively to them and their families. Tickets can be purchased through MWR and ITT offices at area bases and the Pentagon. Most ticket levels also include a food and beverage credit to reduce the total cost of the outing.

For more information on the Nationals Military ticket discounts, please call **202.675.NATS(6287)** or email ticketinfo@nationals.com.



YOUTH BASEBALL AND SOFTBALL

The Nationals are committed to promoting youth baseball and softball through a progressive, multi-faceted Youth Baseball Uniform Program, hosting clinics, coordinating player visits, and recognizing significant youth baseball championship achievements.

» **WASHINGTON NATIONALS UNIFORM PROGRAM**

In 2015, the Nationals launched the Youth Baseball Uniform program. In an ongoing effort to support and promote kids playing baseball in the region, the Nationals continue to provide, at no cost, a Nationals T-shirt or jersey and cap to EVERY child playing baseball or softball in a District of Columbia or Northern Virginia sanctioned youth baseball league, and the District of Columbia Parks and Recreation Rookie League. In conjunction with Inova Health System, the program expanded in 2017 into Northern Virginia and now includes youth baseball organizations from Virginia District 4 Little League, Virginia District 10 Little League and Virginia District 7 Cal Ripken Babe Ruth.

By providing the uniforms at no cost to the leagues and families, the Nationals aim to break down and minimize financial barriers that can prevent kids from playing baseball. Youth players are also given the opportunity to experience a Major League game at Nationals Park through a complimentary ticket offer, and connect with Nationals players when they visit the leagues during the season.



NATIONALS IN THE COMMUNITY

> WASHINGTON NATIONALS YOUTH BASEBALL CLINICS

Youth baseball and softball athletes from the District of Columbia, Maryland and Virginia, as well as local military children take part in free clinics at Nationals Park throughout the season. Participants receive hands-on instruction from Nationals coaches and other baseball leaders, who offer tips on the art of batting, fielding, pitching and base running.

Inova Youth Baseball Clinics - The Nationals host a series of youth clinics as part of the team's efforts to increase participation and interest in baseball and softball programs around the D.C. region. Nationals coaches lead the clinics designed for children ages 8-14. Clinics are free and include on-field instruction, a post-clinic autograph session with a Nationals player, and four tickets to a Nationals home game. Registration is not open to the public.

Field Maintenance Clinic - The Nationals and the Baseball Tomorrow Fund (BTF) partner to host the Field Maintenance Clinic at Nationals Park. Nationals groundskeepers instruct adult representatives from local youth baseball and softball leagues on the fundamentals of groundskeeping, including proper maintenance techniques to keep fields in safe, playable condition. BTF also provides a \$10,000 grant to a local non-profit organization for the upkeep and maintenance of a baseball field. Registration is not open to the public.

PLAY Clinic - Developed by the Professional Baseball Athletic Trainers Society (PBATS) in 2004, PLAY (Promoting a Lifetime of Activity for Youth) is designed to encourage youth throughout the country to be active, eat right, sustain a healthy lifestyle and stay away from performance enhancing drugs. During the clinic, local youth ages 8-12 participate in baseball training and receive lessons on health and conditioning from Nationals players and trainers as well as PLAY staff. Registration is not open to the public.

MLB Pitch, Hit and Run Competition - The MLB Pitch, Hit and Run (PHR) program provides children ages 7-14 the opportunity to showcase their baseball talents in a free nationwide skills competition. The winners move on to the national finals at the MLB All-Star Game which will take place this year on July 16 at Nationals Park. Contact your local youth baseball or softball organization for further details.


Major League Baseball Players Alumni Association Clinic - In coordination with the MLBPA, the Nationals Youth Baseball Academy hosts the Legends for Youth Clinic for D.C.-area youth, ages 8-14. Registration is available closer to the clinic date via www.mlbpa.com.

> WASHINGTON NATIONALS CHAMPIONS DAY

The Champions Day series is a Washington Nationals program recognizing area teams that have won championship titles. On two pre-selected dates during the season, eligible teams are invited to Nationals Park to participate in an on-field, pregame recognition ceremony. Teams receive complimentary tickets, a DVD copy of the Champions Day pregame ceremony, a team picture at Nationals Park and a Washington Nationals Champions Day T-shirt.

High School Champions Recognition – June 19 vs. Baltimore

Youth Baseball Champions Recognition – Sept. 9 vs. Chicago (NL)



EDUCATION INITIATIVES

» GRAND SLAM SCHOOLS

The Nationals recently launched their newest education initiative, Grand Slam Schools, which gives traditional and public charter elementary schools in the D.C. Metro area an opportunity to team up with the Washington Nationals. This new program follows an adopt-a-school model to emphasize consistent, meaningful interactions with entire school communities during both the school year and the summer. Grand Slam Schools programming focuses on STEM, student attendance and supporting individual school needs. The inaugural cohort of Grand Slam Schools includes ten schools from across the city.

» D.C. PUBLIC LIBRARY'S SUMMER READING PROGRAM

The Nationals sponsor the D.C. Public Library's Summer Reading program which aims to combat the "summer slide" - the loss of learning that children experience during the summer months. Summer is a great time for kids to get caught up in a good book, and youth (ages 6-18) enrolled in the Summer Reading program are rewarded with two free tickets to select Nationals games upon completion of the program. Players also visit D.C. libraries during the summer for various reading events.



» WASHINGTON NATIONALS STEM EDUCATION

Washington Nationals STEM Education is designed to translate the love of America's pastime into an appreciation and understanding of and a passion for the science and mathematics underlying the sport. By demonstrating the natural connection between baseball, science and mathematics, students better appreciate real-world applications while learning through fun, hands-on projects. Area teachers receive training and lesson plans tied to Common Core and Next Generation Science Standards, as well as all of the supplies necessary to assist with conducting a STEM Fair for in class research.

» NATSPREP

In cooperation with District of Columbia Public Schools Career Academies on Hospitality and Tourism, the Nationals offer NatsPrep, an in-depth course for Hospitality, Sports Promotion and Event Management Careers. Throughout the school year, students are invited to take part in experiential seminars with Nationals executives, culminating with work-based learning experiences during the season for top students. Additionally, workshops are held for faculty members to meet with front office staff to provide input and guidance to ensure curriculum alignment to industry expectations and standards.

CHARITABLE DRIVES

» BASEBALL EQUIPMENT DRIVE

On May 20 the Nationals will collect new or gently-used baseball and softball equipment as part of the annual Baseball Equipment Drive. Hosted in conjunction with the Baseball Tomorrow Fund, BTF also provides a local youth organization with a \$5,000 grant to purchase additional new equipment.

» BLOOD DRIVE

The Nationals and Inova Blood Donor Services host two blood drives each season. Fans who help save a life by donating blood receive two tickets to a Nationals home game, as well as opportunities to take a behind-the-scenes tour of Nationals Park and win autographed memorabilia.

» HARRIS TEETER FOOD DRIVE

The Nationals will collect non-perishable food items for the annual Harris Teeter Food Drive outside the Center Field Gates on August 4 and 5. Fans who donate four or more items will receive two tickets to a Nationals home game, while supplies last. All items collected benefit the Capital Area Food Bank.



NATIONALS IN THE COMMUNITY

OTHER GOODWILL PROGRAMS

» COMMUNITY TICKET GRANTS

Each season, the Nationals Community Relations department awards ticket grants to local area nonprofits, community organizations and youth groups to enable citizens - who may not otherwise have the means - to connect with the team by experiencing the excitement of Nationals baseball at Nationals Park. For more information visit www.nationals.com/communityticketgrants.

» DONATIONS

Year-round, the Nationals support area charities and their fundraising efforts through in-kind donations of tickets and memorabilia. For more information or to request an item, visit www.nationals.com/donations.

HOLIDAY OUTREACH

» FOOD & FRIENDS

Each year, prior to the Thanksgiving holiday, Nationals employees assist Food & Friends in their effort to provide home-delivered meals, groceries and nutrition counseling to people living with HIV/AIDS, cancer and other illnesses throughout the Washington Metropolitan area. The 2017 volunteer effort was the tenth year the Nationals have participated in the program.

» TOY DRIVE BENEFITTING WASHINGTON INFORMER CHARITIES AND THE DC HOUSING AUTHORITY

While attending Winterfest in December, Nationals fans were encouraged to bring a new, unwrapped toy to donate, in exchange for a chance to meet a Nationals player. Toys were collected providing underserved children with gifts during the holiday season.



PLAYER PROGRAMS

» **GIO GONZALEZ**

Uncork for a Cause is Gio's annual wine release raising awareness and funds for the Washington Nationals Dream Foundation and Hialeah Baseball, Gio's high school alma mater. Teammates and fans gather to enjoy the exclusive release of this limited edition wine that is only available at the event, all while bidding on unique auction items.

» **BRUCE HARPER**

In partnership with the Nationals and the Leukemia and Lymphoma Society, Bryce Harper hosts Harper's Heroes, a program treating families affected by childhood cancers to a fun-filled day at Nationals Park. The VIP experience includes a private meet-and-greet with Bryce, as well as a special batting practice viewing, tickets, T-shirts and NatsBucks.



» **DANIEL MURPHY**

Daniel Murphy's faith is a driving force in his life. With the assistance of Baseball Chapel, Daniel shares with others active in the faith-based community how his faith and hope guides his life both on and off the field. The monthly program includes a personal discussion of faith with Daniel, tickets to a Nationals game, on-field batting practice viewing and NatsBucks. Daniel also takes an active role in Faith Night at Nationals Park.



» **ANTHONY RENDON**

Anthony's Academy All-Stars is a season-long program giving scholar-athletes from the Nationals Youth Baseball Academy, where Anthony sits on the Board of Directors, the opportunity to attend a Nationals Baseball game. The group enjoys a behind-the-scenes look at team operations, a private meet-and-greet with Rendon as well as special batting practice viewing and tickets, complete with NatsBucks.



NATIONALS IN THE COMMUNITY

> MAX SCHERZER

In an effort to raise funds for the Washington Nationals Youth Baseball Academy, Max Scherzer and his wife Erica host Scherzer Showdown, a fantasy football fundraiser. This event offers participants a once-in-a-lifetime opportunity to play fantasy football with their favorite Washington Nationals players and other local celebrities. For more information visit scherzershowdown.com.



> RYAN ZIMMERMAN

Ryan Zimmerman's commitment to the community is best illustrated through his work with the ziMS Foundation, which he founded in 2006, his first full season in the Major Leagues. The ziMS Foundation aims to raise money and awareness for programs benefitting those afflicted with Multiple Sclerosis. Multiple Sclerosis is a disease close to Ryan's heart. In 1995, his mother, Cheryl, was diagnosed with MS, a chronic and unpredictable disease that affects the central nervous system.

Serving as the Foundation's president, Ryan is actively involved in decision making and donates his time, money and image to promoting the Foundation. Though it remains staffed entirely by volunteers, including friends and family, the Foundation has donated \$3 million to organizations dedicated to the fight against MS.

Please visit zimsfoundation.org for more information.

Additional information about community outreach, including an updated calendar of events, can be found at nationals.com/community or by contacting the Community Relations department at 202.640.7706.



MLB COMMUNITY AWARDS

YEAR	ROBERTO CLEMENTE NOMINEE	HEART AND HUSTLE NOMINEE	BOB FELLER ACT OF VALOR NOMINEE (Est. 2013)
2005	Jamey Carroll	—	—
2006	Chad Cordero	Alfonso Soriano	—
2007	Ryan Zimmerman	Ryan Zimmerman	—
2008	Joel Hanrahan	Jesus Flores	—
2009	John Lannan	Ryan Zimmerman	—
2010	Josh Willingham	Ian Desmond	—
2011	Ian Desmond	Ian Desmond	—
2012	Ryan Zimmerman	Bryce Harper	—
2013	Ryan Zimmerman	Ian Desmond	Ross Detwiler
2014	Ian Desmond	Ian Desmond	Adam LaRoche
2015	Denard Span	Ian Desmond	Craig Stammen
2016	Ryan Zimmerman	Daniel Murphy	—
2017	Ryan Zimmerman	Anthony Rendon	—

» **ROBERTO CLEMENTE AWARD**

Since 1972, Major League Baseball has annually presented an award (originally known as The Commissioner’s Award) to the player who best exemplifies the game of baseball, sportsmanship, community involvement and the individual’s contribution to his team.

In 1973, following the tragic death of Roberto Clemente, the award was re-named to honor the man whose spirit and goodwill will be always remembered. The award recognizes those individuals who truly understand the value of helping others.

A panel of baseball dignitaries, including Vera Clemente and Commissioner Rob Manfred, annually select a winner from a list of 30 nominees, one from each Major League Baseball club.

» **HEART AND HUSTLE AWARD**

Created by the Major League Baseball Players Alumni Association in 2005, the Heart & Hustle Award is voted on by Alumni and active Major League players and is presented annually to an active player who demonstrates a passion for the game of baseball and best embodies the values, spirit and traditions of the game.

The MLBPA formed 30 committees, comprised of Alumni players with established relationships to each team. One player from each Major League team is chosen by the committees based on the passion, desire, and work ethic demonstrated both on and off the field. These players are recognized prior to a late-season home game. As the season draws to a close, fans, all Alumni, and active players vote to select the final winner from the 30 team nominees.

» **BOB FELLER ACT OF VALOR AWARD**

The Bob Feller Act of Valor Foundation, through the unique intersection of baseball and the US Navy, recognizes and honors those who support service men and women with the Bob Feller Act of Valor Award. The award uses Bob Feller’s story to educate the youth of today on lessons of citizenship, service to one’s country, and sacrifice in times of great national need. Teaching the legacy of the Greatest Generation to the youngest generation helps instill in them the virtues of service to others.



NATIONALS IN THE COMMUNITY



THE NATIONALS AND THE USO TOUR

On several occasions, the Washington Nationals have been personally invited to join General Martin E. Dempsey, former Chairman of the Joint Chiefs of Staff, on his annual Chairman's USO Holiday Tour. Nationals participants have included former players Doug Fister (2014), Adam LaRoche (2013), Ross Detwiler (2012) and Craig Stammen (2012).

The trip is a whirlwind tour across several countries that is calculated down to the second. For safety reasons, little is known about the trips ahead of time. Past tours have included visits with service members all over the world, including Greece, Afghanistan, Italy, Germany, the United Kingdom, Turkey, Bahrain and Kyrgyzstan. Though it's an exhausting stretch of days, every participating player has returned home inspired and with a changed perspective.

"The Chairman's USO holiday tour really opened my eyes to the world—and the war. The sacrifice, the threats, the teamwork and chemistry needed between individuals, are just a few of the many things that we were shown throughout this experience."

-Doug Fister, 2014

"I can't say I ever really looked at the flag and thought, 'Somebody paid the price for that.' I will now. I hope it's going to be a lot easier to not take those things for granted like we typically do."

-Adam LaRoche, 2013

"This trip was truly life changing and I will never look at this war or the soldiers the same."

-Ross Detwiler, 2012





WASHINGTON NATIONALS DREAM FOUNDATION

MISSION STATEMENT

The Washington Nationals Dream Foundation is committed to improving the lives of children and teens in the Washington, D.C. region by supporting initiatives focused on academics, the arts, nutrition, and sports. Through the generosity of Nationals fans and corporate partners, the Dream Foundation is using the power of baseball to provide a world of opportunity for area youth.

Furthermore, the Washington Nationals strive to become a civic partner to every Washingtonian interested in making a positive difference in our region. During the 2018 season, the Foundation is planning to expand its activities and operations. Visit nationals.com/dream throughout the season for updates.

PROGRAMMING

» DELTA DREAM GRANTS

Delta Dream Grants impact nonprofits providing direct services to children and teens in the Washington, D.C. region in the areas of academics, the arts, nutrition, and sports. Additional grants support nonprofits that refurbish youth baseball fields. Sponsored by Nationals corporate partner, Delta Air Lines, funds provide local organizations with targeted support for effective programming in accordance with the mission of the Dream Foundation and Delta Air Lines' commitment to give back to the communities where employees live and work. Learn more at nationals.com/deltadreamgrants.

» WASHINGTON NATIONALS LEGACY FIELDS

The Legacy Field program renovates at least one youth baseball and/or softball field in the Washington, D.C. region each year. The inaugural project, Ryan Zimmerman Field, opened in April 2016 at Randall Recreation Center - just a few blocks from Nationals Park; Iván "Pudge" Rodríguez Field opened in August 2017 at Mason District Park in Annandale, VA, and a third field will be announced in spring 2018. For more, visit nationals.com/dream.

» WASHINGTON NATIONALS YOUTH BASEBALL ACADEMY

The Youth Baseball Academy uses the sports of baseball and softball as vehicles to foster positive character development, academic achievement, and improved health for youth living Wards 7 and 8. Learn more at nationalsacademy.org.



WASHINGTON NATIONALS DREAM FOUNDATION

2018 EVENT CALENDAR

» DREAM FOUNDATION DAY – April 14

Fans will learn about the Dream Foundation's work in the community and can take part in an exciting Mystery Grab Bag fundraiser!

» WASHINGTON NATIONALS DREAM GALA – June 9

Held at the Marriott Marquis Washington, DC, the annual event celebrates the "Power of Baseball" and raises funds in support of the Dream Foundation's mission. The evening consists of a cocktail reception and silent auction followed by a seated dinner, stage program and live auction. Contact the Dream Foundation at 202.640.7124 or visit nationals.com/gala for more information.



» JERSEYS OFF THEIR BACKS RAFFLE - Sept. 23

A fan favorite and one of the Dream Foundation's longest-running fundraisers, this raffle gives fans the chance to win a game-worn, autographed jersey "off the back" of a Nationals player or coach in an on-field ceremony following the last Sunday home game of the season. Learn more at nationals.com/jerseys.



WASHINGTON NATIONALS DREAM FOUNDATION

JERSEYS OFF
THEIR BACKS

2018 FUNDRAISERS

» **50/50 RAFFLE – All Season**

Conducted during every Friday, Saturday and Sunday home game, plus other select home games, throughout the regular season. The fan with the winning ticket wins 50% of the raffle proceeds with the other half benefitting Dream Foundation programs and initiatives in the District of Columbia. Visit nationals.com/5050 for more information.

» **THE WALL OF DREAMS**

Nationals fans can purchase custom-inscribed baseballs, permanently displayed at Nationals Park on the Wall of Dreams, located on the Main Concourse, through the Dream Foundation at nationals.com/dream.

» **NATIONALS PARK TOURS**

Professionally guided tours of Nationals Park are available to fans of all ages throughout the baseball season. Tickets may be purchased at nationals.com/tours, with proceeds benefitting the Dream Foundation.

» **SCOREBOARD MESSAGES**

Fans can order personalized scoreboard messages at nationals.com/scoreboardmessages, with proceeds benefitting the Dream Foundation.

» **NATIONALS AUTHENTICS MEMORABILIA**

Nationals memorabilia, including game-used items, is sold and auctioned by Nationals Authentics, with a portion of the proceeds benefitting the Dream Foundation. Visit Nationals Authentics during game days at Nationals Park on the Main Concourse behind Sections 112/113.

» **LICENSE PLATES**

License plates bearing the Curly W logo are available in D.C., Maryland, and Virginia. A portion of Maryland and Virginia license plate application fees benefits the Dream Foundation. Visit nationals.com/licenseplates to learn more.

» **GIVE ONLINE**

Nationals fans around the world can make donations to the Dream Foundation online at nationals.com/dream.



MEDIA

SCOUTING |
RESEARCH |
PLAYER DEV.

HISTORY AND
RECORDS

2017
IN REVIEW

PLAYERS

MANAGER |
COACHING STAFF

FRONT OFFICE |
OWNERSHIP

YOUTH BASEBALL
ACADEMY

DREAM
FOUNDATION

COMMUNITY
RELATIONS

NATIONALS
PARK

NOTES

WASHINGTON NATIONALS
YOUTH BASEBALL
ACADEMY



WASHINGTON NATIONALS
YOUTH BASEBALL ACADEMY

3675 ELY PLACE



WASHINGTON NATIONALS YOUTH BASEBALL ACADEMY



MISSION STATEMENT AND OVERVIEW

The Washington Nationals Youth Baseball Academy is a 501(c)(3) nonprofit organization that uses baseball and softball as vehicles to foster positive character development, academic achievement and improved health among youth living in underserved communities in Washington, D.C.

Conceived as part of a public/private partnership between the District government and Major League Baseball in the deal that brought the Nationals to Washington, D.C., the Academy operates out of a state-of-the-art, nine-acre education and recreation campus constructed in the Ft. Dupont Park neighborhood in Ward 7. Since its inception in 2013, the Academy has created and implemented programs that make a holistic and lasting impact on the lives of children and families living east of the Anacostia River.

In 2017, 150 3rd through 8th grade Scholar-Athletes enrolled in the Academy's core enrichment program, 900+ families joined adult education and community engagement activities, and nearly 300 6-to-12-year olds participated in "YBA PLAY", an effort designed to expose young people to positive and life-changing experiences through baseball. Those programs and participant numbers will continue to grow in 2018. Scholar-Athletes at the core of the Academy's mission uniformly report that they are excited to come to Academy programs, trust their coaches and mentors, and show an increased belief that they will graduate from high school and go to college. Noteworthy publications like the New York Times, Education Week, and Think Progress have profiled the organization's work.

For more information, visit www.nationalsacademy.org



PROGRAMMING

The facility at the Academy, opened in March of 2014, features an 18,000 sq. ft. “education clubhouse” complete with seven classrooms, a teaching kitchen, and multi-purpose training/education space. The grounds include three lighted, turf fields – two multipurpose youth baseball/softball diamonds and full 90-foot diamond.

The culture at the Academy is grounded in the positive values of sports – instilling a love of physical activity as well as the qualities of determination, resiliency, teamwork and goal setting in the youth being served. The model relies on two cohorts of key personnel: a talented, committed staff of full-and part-time Coaches and Classroom Coordinators that work with Academy youth each day, and community volunteers, who serve as tutors, mentors and coaches. The Academy and its partners train these committed individuals in positive coaching/education methodologies, allowing them to support Academy youth in developing the skills necessary reach their full academic potential and lead long and healthy lives. In addition to core programming modules, through the activities listed below, the Academy offers innovative, impactful engagements that improve educational, health and social-emotional outcomes for children, families, and the community as a whole.

» **CORE PROGRAM**

Scholar-Athletes who participate in Core Programming at the Academy are offered tutoring and academic support three days a week during the academic year. The program currently serves 150 third-through-eighth-grade boys and girls. After-School programming provides direct academic intervention to Scholar-Athletes through strategic partnerships with a number of DC Public and Public Charter schools. In addition, volunteer tutors and mentors offer one-on-one assistance to Scholar-Athletes with homework and skills development, as well as long-term assignments and projects.

During the summer months, the Academy program offers a full day experience to these same Scholar-Athletes, combining a rigorous academic curriculum (which infuses common core math, science, and literacy standards) with experiential, on-field learning. The summer program also provides additional exposure to holistic food and nutrition education, field trips, and more.

» **YBA PLAY**

This program provides high-quality, structured, consistent, and fun developmental opportunities for youth to learn the games of baseball and softball. With a focus on underserved D.C. neighborhoods, YBA PLAY immerses youth ages 4-12 in the “The Academy Way”, a culture focused on Effort, Continual Learning, Teamwork, and a Love of Baseball, by exposing them to multiple, relentlessly positive opportunities to learn the game. The program also identifies, recruits, trains, and supports community-based coaches, additional exposure to holistic food and nutrition education, field trips, and more.

» **COMMUNITY PROGRAMMING**

The Academy aims to enable all members of our community with the opportunity to strengthen life skills and overcome the pervasive challenges that hinder their potential to succeed. Through our food education programs, community partners provide cooking and nutrition courses – emphasizing the use of locally-grown food and teaching habits that combat disease, poor health, and obesity. Another partner offers courses in financial wellness. Participants in these courses receive 8 weeks of hands-on practice in real-life scenarios for budgeting, developing savings plans, and generating creative approaches to attacking debt.



WASHINGTON NATIONALS YOUTH BASEBALL ACADEMY

2018 EVENTS AND FUNDRAISING CALENDAR

» **MUSHBALL CLASSIC FUNDRAISERS - Legal Industry (June 16) & Real Estate Industry (Sept. 29)**

These industry fundraising events at the Academy feature a fun and competitive tournament, family-friendly activities, food and drink, and professional networking while directly supporting the Academy's programs. Each tournament includes twenty firms and hundreds of spectators. More at mushballdc.com.

» **TEAM SMILE EVENT – June 22**

Open to youth residents of DC's Wards 7 or 8, Team Smile offers free dental screenings, x-rays, dental treatments, and preventative oral health care to all attendees.

» **ACADEMY DAY at NATIONALS PARK, PRESENTED BY JP MORGAN CHASE – July 2**

Fans will learn about the Academy's work in Wards 7 & 8, meet its Scholar-Athletes, staff, and Mentors, and have an opportunity to win prizes!

» **VSP VISION EVENT – July 30**

Scholar Athletes at the Academy receive no-cost eye exams, prescription glasses, if needed, and Nike sunglasses to protect their eyes from UV rays. Nationals third baseman Anthony Rendon, Nationals' Director of Visual Performance, Dr. Keith Smithson, and VSP Global Eyes of Hope help organize the event each year.

» **ACADEMY YEARBOOK DAY/PLAYER VISIT – First week of August (tentatively Aug.3)**

Organized by Academy Board Member, Anthony Rendon, Nationals players visit the Academy to run drills with the Scholar-Athletes, help them in the classroom, and hand out and sign their yearbooks.

» **SCHERZER SHOWDOWN – Sept. 8**

Hosted by Max and Erica Scherzer, the Showdown has become DC's premier fantasy football event. A live fantasy football draft offers participants the unique opportunity to interact with their favorite Washington Nationals players and other local sports celebrities. All proceeds directly benefit Academy programs.

For more information, or to arrange a visit to the Academy, please contact Marissa Lewis at marissa.lewis@nationals.com

More information is available at nationalsacademy.org



FRONT OFFICE & OWNERSHIP



FRONT OFFICE



Dear Washington Nationals Media and Fans,

From almost the first moment after our family was awarded ownership of the team, we have wanted Nationals Park to host MLB's All-Star Game.

The crown jewel event of the national pastime belongs in the nation's capital, and the DMV community and our amazing fans deserve to experience the excitement and fun that comes with All-Star Week.

We can't believe July 2018 is now so close! We have been spending months working closely with MLB, the city and the region to plan not only the week's events, but also the legacy projects that are part of the long-term investment in the host community.

We hope you will participate in some of the events, from those held at Nationals Park, to Fan Fest in downtown D.C., to community events across the region.

Yet we don't want to move into the 2018 season without taking a moment to reflect on 2017. While we didn't experience postseason success, 2017 still brought much to celebrate.

The team earned its fourth division title in six years and boasted the second-best record in the National League. Not only were five Nationals players named to the All-Star team, but our fans experienced thrilling moments all season long.

Max Scherzer – yet again – proved to be the top pitcher in the National League, taking home the National League Cy Young Award for the second consecutive season. Max is now one of just 10 pitchers in Major League history to take home the award three or more times.

The 2017 season was also marked by a "Ryanaissance," with Ryan Zimmerman taking home the Players Choice Comeback Player of the Year award after embarking on one of the best seasons of his career. Daniel Murphy also had yet another strong season, and was awarded National League Silver Slugger honors for the second time in as many years.

We believe 2018 will bring even greater success for our veterans and younger players alike. With Dave Martinez as our Manager surrounded by a new group of coaches, we feel confident that Nationals Park will be filled with excitement all season long, and hopeful that the excitement will continue deep into October.

As we begin our 14th season in Washington, D.C., we thank you for being a part of the Nationals family and we look forward to seeing you at Nationals Park.

Go Nats!

Theodore N. Lerner

Mark D. Lerner

Edward L. Cohen

Robert K. Tanenbaum

Annette M. Lerner

Judy L. Lerner

Debra Lerner Cohen

Marla Lerner Tanenbaum

WASHINGTON NATIONALS



WASHINGTON NATIONALS FRONT OFFICE DIRECTORY



WASHINGTON NATIONALS BASEBALL CLUB

Nationals Park
1500 South Capitol Street, S.E.
Washington, DC 20003
202.640.7000
nationals.com | @nationals

PRINCIPAL OWNERS

Managing Principal Owner.....	Theodore N. Lerner
Principal Owner.....	Annette M. Lerner
Principal Owner.....	Mark D. Lerner
Principal Owner.....	Marla Lerner Tanenbaum
Principal Owner.....	Debra Lerner Cohen
Principal Owner.....	Robert K. Tanenbaum
Principal Owner.....	Edward L. Cohen
Principal Owner.....	Judy Lenkin Lerner

FOUNDING PARTNERS

Paxton K. Baker
James T. Brown
Faye F. Fields
Alphonso Maldon, Jr.
B. Doyle Mitchell
Raul R. Romero
Rodney E. Slater

PARTNERS

Fredrick D. Schaufeld; Clifford A. White;
Anthony P. Nader; Jonathan Ginns;
David Dupree; John W. "Squire" Galbreath
Arthur N. Fuccillo; Jacob K. Schwalb;
Harris L. Schwalb; Michael A. Schwalb
Alan H. Gottlieb; Lori A. Creasy;
Margaret M. Mekenie; Fred S. Zeidman

EXECUTIVE MANAGEMENT

Chief Operating Officer, Lerner Sports	Alan H. Gottlieb
Chief Financial Officer	Lori A. Creasy
Senior Vice President.....	Elise Holman



FRONT OFFICE

BASEBALL OPERATIONS

General Manager & President of Baseball Operations	Mike Rizzo
Assistant General Manager & Vice President	Bob Miller
Assistant General Manager & Vice President, Player Personnel	Doug Harris
Assistant General Manager & Vice President, Scouting Operations	Kris Kline
Assistant General Manager & Vice President, Finance	Ted Towne

Major League Operations

Vice President, Clubhouse Operations & Team Travel	Rob McDonald
Senior Advisor to the General Manager	Phillip Rizzo
Special Assistant, Major League Administration	Harolyn Cardozo
Director, Baseball Operations	Michael DeBartolo
Analyst, Baseball Operations	James Badas
Major League Advance Scout	Christopher Rosenbaum
Manager, Advance Scouting	Jonathan Tosches
Coordinator, Advance Scouting	Greg Ferguson
Clubhouse & Equipment Manager	Mike Wallace
Clubhouse Manager - Visiting Clubhouse	Matt Rosenthal
Equipment Manager	Dan Wallin
Coordinator, Baseball Operations	John Wulf
Baseball Operations Video Coordinator	James Goodwin
Clubhouse Assistant	Mike Gordon
Clubhouse Assistant	Andrew Melnick
Clubhouse Assistant	Gregory Melnick
Assistant, Clubhouse & Team Travel	Ryan Wiebe

Baseball Research & Development

Director, Baseball Research & Development	Samuel Mondry-Cohen
Senior Analyst, Baseball Research & Development	Lee Mendelowitz
Analyst, Baseball Research & Development	Max Ehrman
Analyst, Baseball Research & Development	Scott Van Lenten
Developer, Baseball Research & Development	Isaac Gerhart-Hines
Developer, Baseball Research & Development	Jay Liu

Medical Services

Executive Director, Medical Services	Harvey Sharman
Lead Team Physician	Dr. Robin West
Chairman, Medical Services Advisory Board	Dr. Keith Pyne
Director, Mental Conditioning	Mark Campbell
Director, Athletic Training	Paul Lessard
Head Athletic Trainer	Dale Gilbert
Athletic Trainer	Greg Barajas
Athletic Training Assistant	John Hsu
Team Physician and Internist	Dr. Dennis Cullen
Team Physician, Minor League and Florida Operations	Dr. Bruce Thomas
Strength & Conditioning Coach	Matt Eiden
Assistant Major League Strength Coach	Brett Henry
Corrective Exercise Specialist	Patrick Panico
Team Chiropractor	Dr. Hiram Bagy
Director of Visual Performance	Dr. Keith Smithson, .O.D.
Team Dentist	Dr. Hugo Bonilla, DDS MS
EAP Coordinator	Frank Jans

Scouting

Vice President, International Operations	Johnny DiPuglia
Director, Player Procurement	Kasey McKeon
Director, Scouting Operations	Eddie Longosz
Special Assistant to the General Manager	Steve Arneri
Special Assistant to the General Manager	Chuck Cottier
Special Assistant to the General Manager	Mike Cubbage
Special Assistant to the General Manager	Michael Daughtry
Special Assistant to the General Manager	Dan Jennings
Special Assistant to the General Manager	Ron Rizzi
Special Assistant to the General Manager	Jay Robertson
Special Assistant to the General Manager	Bob Schaefer
Special Assistant to the General Manager	Peter Vuckovich
Special Assistant to the General Manager	De Jon Watson
Special Assistant to the General Manager	Terry Wetzel
Assistant Director of Amateur Scouting.....	Mark Baca
National Crosschecker, East, Special Assistant to the General Manager.....	Jeff Zona
National Crosschecker, West	Fred Costello
National Crosschecker, Central	Jimmy Gonzales
Assistant, International Scouting.....	Taisuke Sato
Independent League Coordinator/Area Supervisor	Eric Robinson

Player Development

Vice President, Senior Advisor to the General Manager	Bob Boone
Director, Player Development	Mark Scialabba
Director, Minor League Operations	Ryan Thomas
Senior Advisor, Player Development.....	Spin Williams
Roving Coordinator	Billy Gardner
Field Coordinator.....	Tommy Shields
Field Coordinator.....	Jeff Garber
Hitting Coordinator.....	Troy Gingrich
Pitching Coordinator	Paul Menhart
Outfield/Baserunning Coordinator	Gary Thurman
Catching Coordinator	Michael Barrett
Rehab Pitching Coordinator	Mark Grater
Medical & Rehab Coordinator	Jonathan Kotredes
Strength & Conditioning Coordinator	Tony Rogowski
Minor League Clubhouse & Equipment Coordinator.....	Calvin Minasian
Assistant, Clubhouse	Carlos Felix
Assistant, Clubhouse	Scott Paquin
Manager, Minor League Operations.....	JJ Estevez
Administrator, Minor League Operations	Dianne Wiebe
Academy Administrator & Scout, Puerto Rico	Alex Rodriguez

BALLPARK OPERATIONS

Senior Vice President, Ballpark Operations.....	Frank Gambino
Vice President, Ballpark Operations.....	Jonathan Stahl
Coordinator, Ballpark Operations	Kathryn Phillips

Groundskeeping

Director, Field Operations.....	John Turnour
Field Manager	Matt Coates
Assistant Field Manager	Trevor Moren
Assistant Field Manager	Seth Whitehill

Guest Experience

Director, Guest Experience	Maurice Ruffin
Manager, Guest Experience	Kara Adams
Coordinator, Guest Experience	Martha Jaimes



FRONT OFFICE

Event Operations

Senior Director, Event Operations.....	Lisa Marie Czap
Senior Manager, Events.....	Alexa McCarthy
Manager, Events.....	Kevin Kelley
Assistant Manager, Events.....	Michaela Larabee
Manager, Venue Services.....	Ryan LoScalzo
Manager, Ballpark Operations.....	Matthew O'Rourke
Logistics Coordinator.....	Brian Mori
Logistics Specialist.....	Malcolm Ayers
Logistics Specialist.....	Taylor Darnaby
Logistics Specialist.....	Brice Goff
Logistics Specialist.....	Angela Stiles

Security

Manager, Security.....	Dwayne Davis
Coordinator, Security.....	Susan Humphrey
Coordinator, Loading Dock.....	Daniel Castillo
Supervisor, Special Police.....	Quentin McNeil
Supervisor, Special Police.....	Richard Kirby
Officer, Special Police.....	Patrice Crayton
Officer, Special Police.....	Justin Doyle
Officer, Special Police.....	Wanda Johnson
Officer, Special Police.....	Tanya Jones
Officer, Special Police.....	Darryl Melton
Officer, Special Police.....	Novak Porter
Officer, Special Police.....	Stewart Porter
Officer, Special Police.....	Damian Purvis
Officer, Special Police.....	Geornetta Smith
Officer, Special Police.....	Wesley-Xavier Smith
Officer, Special Police.....	Ashley Wade
Officer, Special Police.....	Jason West
Officer, Special Police.....	James Whiting

Facility Management

Director, Facilities.....	Mark Carlson
Manager, Building Systems.....	John Kimble
Ballpark Operations Accounting/Micro Main Manager.....	Jeff McClelland
Electrician.....	Georon Baker
Electrician.....	Odis Bradford
Electrician.....	James Moreland
Electrician.....	William Sims
HVAC, Team Lead.....	Barry Allen
HVAC Technician.....	Awad Ali
HVAC Technician.....	John Smith
HVAC Technician.....	Jose Trejo
Plumber.....	William Britt
Plumber.....	Robert Gouldman
Carpentry Lead.....	Wesley Snyder
Carpenter.....	Edward Starr
Junior Carpenter.....	Charles Hritz
Painter, Team Lead.....	Gary Baggott
Painter.....	Joseph Baggott, Sr.
Painter.....	Zosimo Palomino
Maintenance Mechanic.....	Edson Santos
Coordinator, Facilities.....	Samantha Kaufman

COMMUNICATIONS

Vice President, Communications.....	Jennifer Giglio
Executive Director, Communications.....	Elizabeth Alexander
Director, Communications.....	Kyle Brostowitz
Manager, Communications.....	Melissa Strozza
Manager, Communications.....	Christopher Browne

COMMUNITY RELATIONS

Vice President, Community Engagement	Gregory McCarthy
Executive Director, Player & Community Relations	Shawn Bertani
Senior Manager, Community Relations.....	Collin Lever
Senior Manager, Community Relations.....	Nicole Murray

FINANCE

Assistant General Manager & Vice President, Finance	Ted Towne
Senior Director, Financial Reporting	Ross Hollander
Director, Accounting	Michael Page
Senior Accountant	Rachel Proctor
Senior Accountant	Michael Sullivan
Financial Accounting Analyst.....	Erin Barry
Supervisor, Payroll	Ashley Deal
Coordinator, Payroll	Matthew Paige
Director, Purchasing	Jorge Fajardo
Buyer	Rebecca Valdeleon
Manager, Accounts Payable.....	Kimberly Morris
Senior Accounts Payable Specialist.....	Tasha Millhouse
Coordinator, Accounts Payable.....	Alexis Smith
Coordinator, Accounts Payable.....	Ashley Smith
Staff Accountant	Megan Gonyea
Staff Accountant	Jennifer Murphy
Coordinator, Accounting	Ryan Arbesfeld

HUMAN RESOURCES

Vice President, Human Resources	Alexa Herndon
Director, Benefits	Stephanie Giroux
Manager, HRIS.....	Meredith Durbin
Manager, Employee Relations	Siobhan Francis
Manager, Recruiting	Tara Haney
Coordinator, Human Resources	Maureen Flaherty

INFORMATION TECHNOLOGY

Chief Technology Officer	Jason Zachariah
Executive Director, Information Technology	Christopher Wiggs
IT Operations Site Manager	Ed DiMaio
Manager, Helpdesk.....	Krystalyn Ellerbe
Systems Administrator	Jonathan Gilbert
Systems Administrator	Shaun Hill
Network Engineer	Jerry Duhu
Network Engineer	Ezugo Offodile
Technical Analyst	Devin Askins
Technical Analyst	Ashley Ayres
Technical Analyst	Steven Blackwood
Technical Analyst	Leonardo Nicolalde
Technical Analyst	Imran Khan
IT Dispatcher	LaKisha Brown

LEGAL

Senior Vice President & General Counsel, Baseball & Business Operations	Damon Jones
Deputy General Counsel	Betsy Philpott
Coordinator, Legal	Gwendolyn Lockman

OFFICE SERVICES

Senior Vice President.....	Elise Holman
Executive Assistant & Office Services Supervisor	Brad Sturk
Coordinator, Office Services.....	Warren Johnson
Coordinator, Mailroom.....	Keith Timmons
Receptionist	Tanya Johnson



FRONT OFFICE

REVENUE & MARKETING

Chief Revenue & Marketing Officer..... Valerie Camillo

BRAND MARKETING

Senior Director, Marketing & Advertising..... Chauncey McCall
 Creative Director..... Kerin Kolonoskie
 Senior Designer..... Christopher Baker
 Senior Designer..... Erin Pedati
 Designer..... Dan Frazier
 Content Manager, Creative Services..... Mike Feigen
 Senior Manager, Marketing Campaigns..... Jessica Baruch
 Manager, New Media..... Mike Bertha
 Manager, Digital Marketing..... Graham Wheeler
 Manager, Advertising..... Sala Shanley

BROADCASTING & GAME PRESENTATION

Vice President, Broadcasting & Game Presentation..... Jacqueline Coleman
 Senior Manager, Promotions & Events..... Lindsey Norris
 Coordinator, Promotions & Events..... Kelly Trimble
 Executive Director, Production & Broadcasting..... Dave Lundin
 Manager, Production & Operations..... Benjamin Smith
 Production Specialist, Production & Operations..... Emilee Harris
 Motion Graphic Designer & Editor..... Jason Carlos
 Coordinator, Broadcasting..... Alan Haven
 Director, Entertainment..... Thomas Davis
 Coordinator, Entertainment..... Sean Adams

CONSUMER REVENUE

Senior Vice President, Consumer Revenue..... Mike Shane

Business Strategy & Analytics

Executive Director, Strategy..... Mike Carney
 Director, Ticket Strategy & Marketing Analytics..... Karl Micka-Foos
 Director, Revenue Strategy & Analytics..... John Choi
 Senior Manager, Revenue Strategy..... Caroline von Schrader
 Coordinator, Revenue & Marketing..... Kira Stoutamire

Retail

Director, Retail..... Shannon Wilson
 General Manager, Retail..... Steve Hamling
 Buyer..... Kristin Visaggio
 Assistant Buyer..... Leah Kelley
 Program Manager, Authentics..... Kelly Yanchulis
 Coordinator, Warehouse..... Kaelynn Schmall

Ballpark Enterprises

Executive Director, Ballpark Enterprises..... Emily Dunham
 Senior Manager, Event Sales..... Kathryn Sutton
 Event Sales Manager..... Kristin Blaser
 Coordinator, Ballpark Enterprises..... Heather Lamb



Ticket Sales

Vice President, Ticket Sales & Service	Ryan Bringger
Senior Director, Ticket Sales	Joseph Dellwo
Manager, Business Development	Kevin Nawrocki
Senior Account Executive, Membership Sales	Bryan Miller
Senior Account Executive, Membership Sales	Adam Dantus
Account Executive, Membership Sales	Andrew Ascienzo
Account Executive, Membership Sales	Richard Lemieux
Account Executive, Membership Sales	Rachel McCarriher
Account Executive, Membership Sales	Seth Puglio
Account Executive, Membership Sales	Owen Sloan
Account Executive, Membership Sales	Scott Tomilson
Account Executive, Membership Sales	William Vizcarra
Coordinator, Ticket Sales & Service	Maggie Barbush

Group Sales

Senior Manager, Group Sales	Tom Breslin
Senior Account Executive, Group Sales	Katherine Mitchell
Account Executive, Group Sales	Jessica Kaufman
Account Executive, Group Sales	John Manzoian
Account Executive, Group Sales	Jennifer McCarty
Account Executive, Group Sales	Kiersten McGreer

Premium Sales & Service

Director, Premium Sales & Service	Kai Murray
Account Manager, Premium Sales	Jason Cohen
Account Manager, Premium Sales	Adam Froemming
Account Executive, Premium Client Services	Zachary Henderson
Account Executive, Premium Client Services	Kiara O'Bannon
Account Executive, Premium Client Services	Mary Kate Thayer

Ticket Services

Director, Client Retention	Michelle Price
Manager, Client Retention	Casey Capello
Manager, VIP Services	Maribel Castro
Account Executive, Membership Services	Kofi Acquah
Account Executive, Membership Services	Gina Brewer
Account Executive, Membership Services	Ryan Busansky
Account Executive, Membership Services	Devin Day
Account Executive, Membership Services	Madeline Gillin
Account Executive, Membership Services	Matthew Hayes
Account Executive, Membership Services	Tara Rosenberg
Account Executive, Membership Services	Chris Schwarz

Inside Sales

Manager, Sales Development	Joe Meyers
Representative, Inside Sales	Caleb Bohan
Representative, Inside Sales	Christian Capozzi
Representative, Inside Sales	Chris Carter
Representative, Inside Sales	Casey Childers-Anderson
Representative, Inside Sales	Austin Epperly
Representative, Inside Sales	Maura Fee
Representative, Inside Sales	Allison Foden
Representative, Inside Sales	Alex Fruci
Representative, Inside Sales	Landen Hattaway
Representative, Inside Sales	Johnny Jan
Representative, Inside Sales	Riley Kirsch
Representative, Inside Sales	Luke Lancaster
Representative, Inside Sales	Ashley Newmark
Representative, Inside Sales	Dominic Redmond
Representative, Inside Sales	Jake Reeves
Representative, Inside Sales	Adam Shor
Representative, Inside Sales	Reilly White

NATIONALS PARK
 COMMUNITY RELATIONS
 DREAM FOUNDATION
 YOUTH BASEBALL ACADEMY
FRONT OFFICE | OWNERSHIP
 MANAGER | COACHING STAFF
 PLAYERS
 2017 IN REVIEW
 HISTORY AND RECORDS
 SCOUTING | RESEARCH | PLAYER DEV.
MEDIA



FRONT OFFICE

Inside Service

Manager, Ticket Services	Zaid Abdullah
Representative, Inside Service	Bobby Matusek
Representative, Inside Service	Dustin Tabor
Representative, Inside Service	Laura Wesnofske

Ticket Operations

Vice President, Ticket Operations & Sales Optimization	Andrew Bragman
Director, Ticket Operations	Tyler Hubbard
Manager, Box Office	Eric Shields
Assistant Ticket Manager	Anthony Burchette
Assistant Ticket Manager	Jonathan Engel
Assistant Ticket Manager	Valerie Imperial
Assistant Ticket Manager	Lori Murphy
Assistant Ticket Manager	Emily Opalach

CORPORATE PARTNERSHIPS

Vice President, Corporate Sponsorships	Jake Burns
Director, Corporate Partnerships	Matt Lemire
Director, Corporate Partnerships Strategy	Nick Weidenmiller
Manager, Corporate Partnerships	Zach Galkin
Manager, Corporate Partnerships	Ara Sarajian
Senior Director, Sponsorship Activation	Kevin Hill
Senior Manager, Sponsorship Activation	Sarah Keep Perucci
Senior Manager, Sponsorship Activation	Christina Friedberg
Senior Manager, Sponsorship Activation	Stephen Morgan
Manager, Sponsorship Activation	Joe DaSilva
Manager, Sales & Activation	Kurt Gingrich

WASHINGTON NATIONALS DREAM FOUNDATION

Chair	Marla Lerner Tanenbaum
Secretary and Treasurer	Debra Lerner Cohen
Vice President, Dream Foundation & YBA	Tal Alter
Senior Manager, Dream Foundation	Bridget Gannon
Coordinator, Foundation	Shannon Donohoe
Coordinator, Fundraising	Brenna Saucier

WASHINGTON NATIONALS YOUTH BASEBALL ACADEMY

Deputy Director, Programs	Jennifer Cartland
Senior Director, Development	Preston Shytle
Senior Director, Operations	Katina Lee
Director, Softball & Baseball Programs	Nick Sussman
Senior Manager, Family & Community Engagement Programs	Bryant Curry
Senior Manager, Education Programs	Zachary Jamison
Program Coordinator	Rose Broberg
Manager, Facilities	Joshua Otterline
Manager, Baseball & Softball Programs	Charles Sperduto
Manager, Academic Partnerships & Program Coordination	DeVante Caldwell
Coordinator, Operations, Youth Baseball Academy	Kyle Hudson
Development Associate	Andrew Ferlo
Associate, Events & Marketing	Marissa Lewis
Lead Classroom Coordinator	Kerrick Craig
Lead Baseball/Softball Coordinator	Peter Harbolick
Lead Baseball/Softball Coordinator	Chris Henderson
Security Coordinator	Michael Hatcher
Officer, Special Police	DeCarlos Bennett



THE LERNER FAMILY

PRINCIPAL OWNERS

Theodore N. Lerner

Annette M. Lerner

Mark D. Lerner

Judy Lenkin Lerner

Edward L. Cohen

Debra Lerner Cohen

Robert K. Tanenbaum

Marla Lerner Tanenbaum

THEODORE N. LERNER



MANAGING PRINCIPAL OWNER



For a lifelong baseball fan who paid 25 cents to sit in the bleachers at Griffith Stadium to watch the Senators, and worked as an usher in the ballpark as a teenager, owning the Washington Nationals is the realization of a lifetime dream.

Since becoming the Managing Principal Owner of the Nationals on May 3, 2006, Ted Lerner and his family have worked non-stop to build the Nationals into a world-class baseball team in their hometown. Knowing how important baseball is to the Nation's Capital, Ted Lerner and the Lerner family are dedicated to making the team a winner and Nationals Park a success for the fans.

Born and raised in Washington, D.C., Ted Lerner founded Lerner Enterprises in 1952, and it is the largest private real estate development company in the metropolitan Washington, D.C. area. Lerner Enterprises is based in Rockville, Md., and was voted Family Business of the Year by the Kogod School of Business at The American University in 1999, and in 2008 was named Visionaries of the Year and Most Influential Commercial Real Estate Company in the Washington area by Bisnow Real Estate. In February 2015, Transwestern awarded Lerner Enterprises the 2015 Private Company TrendSetter of the Year award for their dedication to growth and innovation in the Washington D.C., Maryland and Virginia region. He is a graduate of The George Washington University and has a law degree from The George Washington University National Law Center.

Mr. Lerner has served on the Board of Trustees and Executive Committee of The George Washington University. Two buildings have been donated to the University - the Annette and Theodore Lerner Family Health and Wellness Center and the Theodore N. Lerner Hall at the GWU National Law Center. Their private foundation, The Annette M. and Theodore N. Lerner Family Foundation, provides support to many local and international organizations, including the Hebrew University of Jerusalem, the Weizmann Institute of Science, Junior Achievement of the Greater Washington Area, Georgetown Day School, Charles E. Smith Jewish Day School, The Jewish Federation of Greater Washington, B'nai Brith Youth Organization (BBYO), Washington Hospital Center Foundation, the Anti-Defamation League, the Jewish Community Centers of Greater Washington and District of Columbia, Imagination Stage of Bethesda, Food and Friends, YouthAids, The John F. Kennedy Center for the Performing Arts, and many more. Adding to this history of community involvement in the Washington area, the Lerner family is pleased to be able to expand their active participation in the region through the Washington Nationals Dream Foundation.

Mr. Lerner is a founding member of the United States Holocaust Memorial Museum. In 1990, the American Academy of Achievement awarded him the Golden Plate Award of Excellence. He was elected to the Washington Business Hall of Fame by Junior Achievement in 2003, in 2007 was honored as the charter inductee in The George Washington University School of Business Sports Executives Hall of Fame and the Jewish Community Center of Greater Washington Sports Hall of Fame, in 2014 he was inducted into the Washington D.C. Sports Hall of Fame and received the Thomas G. Corcoran Award by the University Club of D.C., and in 2015 he was awarded the Urban Land Institute Lifetime Achievement Award.

ANNETTE M. LERNER



PRINCIPAL OWNER



Annette Morris Lerner was born in Washington, D.C., and grew up in the Silver Spring, Md., area and the eastern shore of Maryland. She has participated in many community projects and supported numerous philanthropic organizations. Mrs. Lerner is both an artist and a collector of fine arts, and is presently on the board of the Palm Springs Art Museum, where she and her husband have a winter home.

MARK D. LERNER



PRINCIPAL OWNER



Mark D. Lerner is a native Washingtonian and a Principal Owner and Vice Chairman of the Washington Nationals Baseball Club. He is also a Principal of Lerner Enterprises, the largest private real estate developers in the Washington, D.C. area. The company was founded in 1952 by Mark's father, Theodore N. Lerner, and is involved in all phases of real estate including planning, development, construction, leasing, asset and property management. The Lerner organization has developed millions of square feet of office buildings, retail centers, hotels and residential communities in the Washington, D.C., Maryland and Virginia area. The principals of the company include Mark's father Ted, and his brothers-in-law, Edward L. Cohen and Robert K. Tanenbaum. He received his BBA from The George Washington University in 1975.

An enthusiastic sports fan since childhood, Mark also represents the Lerner, Cohen and Tanenbaum families as a partner in Monumental Sports & Entertainment – the sports investment group that owns the NHL Washington Capitals, NBA Washington Wizards, WNBA Washington Mystics, AFL Washington Valor and Baltimore Brigade, and the Capital One Arena. Mark holds numerous volunteer positions within the community. He is currently on the Council of Advisors of the Bender Jewish Community Center of Greater Washington, a member of the Board of Directors of Hillel at The George Washington University, a member of the Advisory Board of Israel Bonds, a member of the New York University I DC Center Steering Committee, a member of the board of the Washington D.C. Sports Hall of Fame, vice president of The Annette M. and Theodore N. Lerner Family Foundation, a board member of the Washington Nationals Youth Baseball Academy, and an officer of the Washington Nationals Dream Foundation. In 2007, he received the prestigious Chadash Yameinu Award from the Charles E. Smith Jewish Day School in Rockville, Maryland, where he previously served as a member of the Board of Directors and as chair of the Building & Grounds Committee. He was also co-chair of the 2004 JCC Maccabi Games of Greater Washington. In 2015, he was awarded Trendsetter of the Year in commercial real estate by Transwestern and Delta Associates. Mark also sits on Major League Baseball's Competition Committee.

Adding to this history of community involvement in the Washington area, the Lerner family is pleased to expand their participation in the region through the Washington Nationals Dream Foundation. This includes major projects such as the state-of-the-art Washington Nationals Youth Baseball Academy in Ward 7 and the Washington Nationals Diabetes Care Complex at Children's National Medical Center. In addition, the Lerner and Nationals charitable foundations helped to create the Washington Nationals Miracle Field in Germantown, Md., to encourage disabled children to play baseball. The team also hosts player trips to visit active military and veterans at Walter Reed National Military Medical Center, and hosts and honors returning veterans at each of their home games.

Mark resides in Washington with his wife of 39 years, Judy Lenkin Lerner. They have three children.

JUDY LENKIN LERNER



PRINCIPAL OWNER



Judy Lenkin Lerner is a native Washingtonian. She works for many community and educational volunteer programs in the Washington area.

She is also a member of the advisory board of Columbia Lighthouse for the Blind, and President of the Judy and Mark Lerner Family Foundation which supports many local organizations.

EDWARD L. COHEN



PRINCIPAL OWNER



Ed Cohen is Vice Chairman and a Principal Owner of the Washington Nationals Baseball Club. He graduated from the University of Pennsylvania and Georgetown University Law Center.

Ed is a Principal of Lerner Enterprises and Executive Vice President, Secretary and Treasurer of Lerner Corporation.

Ed serves on the following Boards: The Congressional Award; The Ellington Fund; Georgetown University Law Center Board of Visitors; and Junior Achievement of the National Capital Area.

DEBRA LERNER COHEN



PRINCIPAL OWNER



Debra Lerner Cohen is a Principal of Lerner Enterprises and an Officer of The Annette M. and Theodore N. Lerner Family Foundation, supporting numerous charitable causes in and around Washington, D.C. She is an Officer of the Washington Nationals Dream Foundation, serving the youth of the city by focusing on their education, health and recreation. She was born and raised in the Washington, D.C. area, and earned her BA from The American University.

Ms. Cohen served as a Presidential appointment to the council of the United States Holocaust Memorial Museum and as chairman for its Committee on Collections and Acquisitions. Additionally, she is a former chairman of the board of the American Committee for the Weizmann Institute of Science in Washington. In 2007, Ms. Cohen was the recipient of the Washington D.C. Jewish Community Center President's Award following long service on its board. She is a former member of the board of Imagination Stage, a theater arts center serving the area's youth and was also the co-chair of the Capital Campaign for Georgetown Day High School.

ROBERT K. TANENBAUM



PRINCIPAL OWNER



Robert Tanenbaum is a Principal in Lerner Enterprises, the largest privately held real estate development and management company in the Washington, D.C. area. He also is a Principal Owner and Vice Chairman of the Washington Nationals Major League Baseball Club.

Born in Rochester, NY, Mr. Tanenbaum is a summa cum laude graduate of Union College, where he was elected to Phi Beta Kappa. He moved to Washington in 1979 to attend law school at The George Washington University and earned a J.D. in 1982. He is a member of the Federal City Council and is a Trustee of the George Washington University. Additionally, Bob is a member of the Vassar College Investments Committee and MLB's Legislative Affairs Committee. He and his wife are also involved in a variety of other educational, political and community activities.

MARLA LERNER TANENBAUM



PRINCIPAL OWNER



Marla Lerner Tanenbaum serves as Chairperson of the Washington Nationals Dream Foundation, Co-Chair of the Washington Nationals Youth Baseball Academy Board and as president of her family's philanthropic foundation, The Annette M. and Theodore N. Lerner Family Foundation, which has distributed millions of dollars in the capital region.

The Dream Foundation focuses on cornerstone programs which have an emphasis on children's health, education and recreation. The Foundation proudly opened the doors to the Washington Nationals Youth Baseball Academy in Ward 7 in March, 2014. Serving the children of Wards 7 and 8, the nine-acre facility has three baseball fields and a 12,500 square-foot academy clubhouse with eight classrooms for afterschool enrichment and academic support. The Dream Foundation has also funded the Washington Nationals Diabetes Care Complex at Children's National Medical Center, which opened in 2013.

The Dream Foundation has long recognized the important role of local nonprofit organizations in the lives of children and teens. Each year, the Dream Foundation makes thousands of dollars of grants to local non-profits -- a capacity that was expanded in 2016 through the Delta Dream Grants, sponsored by Delta Air Lines, which awards annual grants to local nonprofits that directly serve children and teens in the areas of academics, the arts, nutrition and sports.

Marla, who sits on Major League Baseball's Diversity Committee, is also a past chair of the board for the Koby Mandell Foundation, which sponsors healing programs and camps for children who have lost family to acts of terror in Israel; past chair of the Anti-Defamation League's Washington D.C. region; and a member of the National Board of the Hebrew University of Jerusalem. She is presently serving on the Anti-Defamation League's Sports Leadership Council.

Marla received her BA from Newcomb College of Tulane University, her Juris Doctor degree with honors from George Washington University and attended the Hebrew University of Jerusalem.

FOUNDING PARTNERS

Paxton K. Baker

James T. Brown

Faye F. Fields

Alphonso Maldon, Jr.

B. Doyle Mitchell

Raul R. Romero

Rodney E. Slater



EXECUTIVES





ALAN H. GOTTLIEB

CHIEF OPERATING OFFICER,
LERNER SPORTS



Alan Gottlieb is the longtime Chief Operating Officer of Lerner Enterprises and its affiliated entities. He is responsible for the day-to-day operation of its businesses, which include real estate and sports.

Mr. Gottlieb oversees an operating real estate portfolio consisting of over 20 million square feet and is comprised of high- and low-rise office buildings, large regional malls, retail centers, rental residential communities, hotels and other income producing assets. He also oversees new homebuilding, as well as the Washington Nationals Baseball Club.

A life-long resident of the Baltimore/Washington region, he has served with a variety of community organizations, including as a board member for the Capital Children's Museum.



MIKE RIZZO

PRESIDENT OF BASEBALL OPERATIONS & GENERAL MANAGER

Mike Rizzo was the first and most significant hire made by the Lerner family after assuming control of the Nationals franchise in July of 2006. Brought on first as Assistant General Manager, Rizzo's arrival in The District signaled a renewed emphasis on amateur talent and building a successful organization from the bottom up.

Rizzo was promoted to President of Baseball Operations and General Manager on Aug. 1, 2013, continuing his swift ascension within the organization and reflecting his strong working relationship with the Lerner Family.

Rizzo had served the organization as Executive Vice President of Baseball Operations and General Manager for the previous two-plus years (since Oct. 19, 2010). Rizzo, who is also a member of the Board of Directors at the Nationals' Youth Baseball Academy, was appointed Senior Vice President and General Manager on Aug. 20, 2009, and has acted as the team's General Manager since earlier that year.

Under Rizzo's leadership, the Nationals have transformed into one of Major League Baseball's perennially elite clubs, earning four National League East titles in the last six seasons. In that span, the Nationals' .571 winning percentage and 555-417 record is second only to that of the Los Angeles Dodgers (559-413, .575).

Currently one of the longest-tenured GM's in baseball, Rizzo was named the 2012 MLB Executive of the Year by the Boston chapter of the Baseball Writers Association, and the Pitch and Hit Club of Chicago, which followed 2011 Man of the Year honors from the Lido Civic Club of Washington, D.C.

Utilizing his systematic approach – making moves he feels will better the club for the immediate future, as well as the long-term – Rizzo has guided the Nationals to solidify their Major League team, in conjunction with the impeccable farm system that feeds it.

Behind award winners Max Scherzer (NL Cy Young), Daniel Murphy (NL Silver Slugger) and Ryan Zimmerman (NL Comeback Player of the Year by the MLBPA) as well as the electric talents of Bryce Harper, Trea Turner, Anthony Rendon and Stephen Strasburg, among others, the Nationals posted their sixth consecutive winning season in 2017 and returned to the Postseason as a division winner for the fourth time since 2012.

Rizzo's commitment to building a strong player development system was on display during the 2017 season when the Nationals used 49 different players in their quest for the National League East division title. The emergence of homegrown talent such as Michael A. Taylor, Brian Goodwin, Wilmer Difo, Adrian Sanchez, among others, allowed the club to not only stay afloat, but thrive, as the Nationals sustained a bevy of injuries throughout the season.

While scouting and player development have been hallmarks of Rizzo's approach, with 18 members of the 2017 roster homegrown, so too have been shrewd trades. Whether the deals have been to help build up the farm system, or to utilize some of that prospective talent to yield significant Major League contributors, Rizzo has proven himself a deft dealmaker.

With Washington ahead in the division by nearly 10.0 games following the 2017 All-Star break, Rizzo saw the opportunity to get a jump on the trade market as the non-waiver trade deadline was nearly two weeks away. On July 16 in Cincinnati, with the club trying to complete the four-game sweep of the Reds that afternoon, Rizzo fortified Washington's bullpen by acquiring relievers Sean Doolittle and Ryan Madson from the Oakland Athletics. From July 17 through the end of the season, the Nationals paced the National League with a 3.36 bullpen ERA.

Rizzo was not finished improving the club, as he made two more deals as the deadline neared. On July 28, he solidified Washington's bench by acquiring veteran Howie Kendrick from the Philadelphia Phillies. Moments before the July 31 deadline, Rizzo strengthened Washington's bullpen even further with the acquisition of Minnesota Twins closer and American League All-Star, Brandon Kintzler.



RIZZO, MIKE

Over the course of Rizzo's tenure with the Nationals, there have been several seminal moments. Here are just a few:

- In November of 2009, Rizzo convinced Davey Johnson to sign on as Senior Advisor and help revamp the Nationals' on-field operations. In June of 2011, Rizzo appointed him field manager and Johnson stewarded the team to its first playoff appearance and through the 2013 season.
- On December 5, 2010, Rizzo signed right fielder Jayson Werth to a seven-year contract that immediately changed the perception of the Nationals, especially within the industry. Little more than a year later, Rizzo was instrumental in signing franchise cornerstone, Ryan Zimmerman, to a six-year contract extension.
- From 2009-2012 Rizzo's Nationals won at least 10 more games than the season prior: 59 wins in 2009, 69 in '10, 80 in '11, 98 in '12. The last team to do this was the Boston Red Sox from 1906-09, making the Nationals the first team in over 100 years to complete such a feat without the benefit of an artificially deflated win total associated with a work stoppage.
- Solidifying arguably the best rotation on the Major Leagues, Rizzo and the Lerner Family signed 2013 American League Cy Young Award winner, right-handed pitcher Max Scherzer to a seven-year contract and introduced him to D.C. on January 21, 2015.
- In Dec. of 2015, Rizzo pulled off a three-team trade that yielded shortstop Trea Turner and right-handed pitcher Joe Ross from the San Diego Padres and sent outfielder Steven Souza Jr. to the Tampa Bay Rays.
- With the 2016 Baseball Winter Meetings taking place at nearby National Harbor, Md., Rizzo acquired outfielder Adam Eaton from the White Sox in December in exchange for top prospects Lucas Giolito, Reynaldo Lopez and Dane Dunning.

They join Gio Gonzalez, Tanner Roark, Blake Treinen, Mark Melancon, Wilson Ramos, Denard Span, Kurt Suzuki, Michael Morse, and Sean Burnett as just some of the notable contributors Rizzo has brought in via trade.

Rizzo's impact on the organization has been wide-ranging and was felt immediately. The Nationals' 2007 First-Year Player Draft -- Rizzo's first with the organization -- was rated as the best in baseball by Baseball America. In the spring of 2008 as a newly appointed General Manager, Rizzo steadied the Nationals' operation in the Dominican Republic, moving their complex to Boca Chica. The team's Dominican operations have grown exponentially since that time.

Rizzo joined the Nationals after seven seasons with the Arizona Diamondbacks, primarily as Director of Scouting, where he helped transform the Diamondbacks farm system with exceptionally successful drafts. Following the 2005 campaign Rizzo was promoted to Vice President of Scouting Operations. That same year, the Diamondbacks were named Topps' Organization of the Year.

Rizzo earned a World Series ring with Arizona in 2001, and the organization brought an astounding number of homegrown players through to the Major Leagues during his tenure. Brandon Webb (2006 Cy Young Award winner), Carlos Gonzalez, Chad Tracy, Justin Upton, Stephen Drew, Dan Uggla, Micah Owings, Tony Pena, Mark Reynolds, Conor Jackson, Miguel Montero, Chris Snyder, Carlos Quentin, Max Scherzer and Brett Anderson were all signed by Arizona under Rizzo's watch.

Rizzo, who is entering his 35th season of pro ball, joined the Diamondbacks in 1998. He previously enjoyed stints with the Boston Red Sox (1992-1998, area supervisor, international scout and major league advance scout) and the Chicago White Sox (1986-1992, Midwest and Southeast territorial scout). While with the White Sox, Rizzo signed 2014 Hall of Fame inductee and two-time American League MVP Frank Thomas.

Raised in Chicago, Rizzo is a third-generation scout. He learned the game from his father, Phillip, who is currently a Senior Advisor with the Nationals, and his grandfather, Vito, who was a semipro player before founding the family business: scouting.

Rizzo spent four seasons as a minor league infielder in the Angels organization. Upon retiring as a player, he served as an assistant coach at the University of Illinois while earning a Bachelor of Arts in Communications.



BOB MILLER

VICE PRESIDENT &
ASSISTANT GENERAL MANAGER



Bob Miller is entering his fourth season with the Nationals after spending the previous nine years in a similar role with the Cincinnati Reds. Miller joined the Nationals on Nov. 3, 2014 and assists in all facets of baseball operations, including contract negotiations, rules, player evaluations, departmental budgeting, and arbitration cases.

Beginning his 36th season in professional baseball, Miller's addition in Washington reunited him with Nationals President of Baseball Operations and GM Mike Rizzo for the first time since the two worked together for seven years with the Arizona Diamondbacks. There they helped build the 2001 World Series championship team, and take Arizona's Minor League system from No. 29 (as ranked by Baseball America) to No. 1 in five years.

Miller, who initially joined the Reds in Feb., 2006, as Director of Baseball Administration under then-GM Wayne Krivsky, quickly moved through the ranks in Cincinnati. He was promoted to Assistant General Manager in June of 2006 and in Dec., 2006, was named Vice President and Assistant GM. During his time with the Reds, the team improved from a sub-.500 club to win two division championships and earn three playoff appearances. In 2012, the Reds were also named Baseball America's Organization of the Year.

Miller was also instrumental in the Reds signing Cuban pitchers Aroldis Chapman (2010) and Raisel Iglesias (2014).

Prior to joining the Reds, Miller spent seven seasons with the Diamondbacks -- first as Assistant Director of Scouting, then Director of Baseball Operations, and the final three as Assistant General Manager, where he oversaw the organization's Minor League player development from 2004-05. In 2005, the Diamondbacks were named TOPPS' Minor League Organization of the Year.

Miller joined the Diamondbacks with 16 years of Minor League experience on his resume, including 14 years at the National Association of Professional Baseball Leagues, and stops as Vice President of Baseball Operations in the independent Texas-Louisiana League office, along with serving as executive GM of that league's Amarillo Dillas club.

Miller, 54, graduated from the University of South Florida with a degree in finance.





TED TOWNE

ASSISTANT GENERAL MANAGER &
VICE PRESIDENT, FINANCE



Ted Towne is entering his 11th season with the Nationals, his fourth with the additional responsibilities of an Assistant General Manager. He was elevated to his current post on Aug. 19, 2014, expanding his role as the Vice President of Finance.

Towne is primarily responsible for overseeing all accounting, purchasing, and financial reporting functions. He took on a greater role within baseball operations during the 2015 season, assisting President of Baseball Operations and General Manager Mike Rizzo with budgeting and other financial matters.

Towne came to the Nationals in January of 2008, just prior to the opening of Nationals Park.

Before joining the Nationals, Towne was Director of Construction and Development Accounting for Lerner Enterprises, a role he took after working for Forrester Construction as their Assistant Controller. Towne started with Forrester Construction shortly after relocating from Maine, where he'd spent the previous 28 years of his life.

Before moving to D.C., Towne was an Audit Manager for PricewaterhouseCoopers.

Towne has an undergraduate degree in accounting from Husson University (ME) and a Masters in Business Administration from the University of Maryland. He resides in Silver Spring, Md., with his wife, Sarah, daughter, Madelynn, and son, Cuyler.



DOUG HARRIS

ASSISTANT GENERAL MANAGER &
VICE PRESIDENT, PLAYER PERSONNEL



Doug Harris begins his ninth season with the Nationals, joining the organization on Oct. 16, 2009 after being appointed as the Director of Player Development. He shifted into his current role following the 2015 season, continuing his ascension in the organization. Harris was promoted to Assistant General Manager and Vice President of Player Development on Nov. 21, 2013, and the oversight of the Pro Scouting department was added to his duties on Dec. 23, 2014.

Harris brought with him more than 25 years of baseball experience as a player, amateur scout and professional scout, and he has overseen the Nationals' farm system for the previous seven seasons. With the additional responsibility of leading the organization's Pro Scouting efforts, Harris' role in the organization has expanded exponentially and significantly in a short amount of time – reflecting his profound impact.

Harris has been integral in the development of the Nationals' amateur players. Harris helped talents such as Bryce Harper, Anthony Rendon, Trea Turner, Michael A. Taylor, Brian Goodwin, Erick Fedde, Koda Glover, Wilmer Difo, among many others, see their development through to the Major Leagues.

Prior to joining the Nationals, Harris spent the 2009 season as a Major League scout and advance scout with the Cleveland Indians, but his lone season with the Indians came at the conclusion of 13 years with the Texas Rangers in various scouting capacities. Among the players Harris helped draft and sign during his time with the Rangers is former Major League outfielder Kevin Mench.

A right-handed pitcher, Harris was selected in the fourth round of the 1990 First-Year Player Draft by Kansas City and played seven professional seasons with three organizations, including the Royals, Baltimore Orioles and Florida Marlins. The Royals named Harris as the organization's 1991 Player of the Year after he posted a 2.39 ERA across Low and High Class-A.

Harris, attended James Madison University in Harrisonburg, Va., and currently resides in Carlisle, Pa., with his wife, Lisa, and three daughters: Alex, Sydney and Jordyn.





KRIS KLINE

ASSISTANT GENERAL MANAGER & VICE PRESIDENT, SCOUTING OPERATIONS



Kris Kline enters his fifth season as Assistant General Manager and Vice President of Scouting Operations after being promoted to that spot on Nov. 21, 2013. Kline spent the previous four seasons as the Nationals' Director of Scouting, a position to which he was appointed to on October 16, 2009.

A scout for more than 20 years, Kline has been with the Nationals since the fall of 2006. He spent his first three seasons in Washington first as a Special Assignment Scout, then as the Western Crosschecker.

Under his watch as the head of Washington's amateur scouting operation, the Nationals have drafted and signed 39 eventual Major Leaguers – an average of more than four big leaguers per draft from Ross Detwiler in 2007 (first round) to the most recent debuts of Andrew Stevenson (2nd round) and Koda Glover (8th round) from the 2015 Draft. In addition to Detwiler, Kline has led drafts that yielded first-round talents and eventual Major League players Stephen Strasburg, Drew Storen, Bryce Harper, Anthony Rendon, Alex Meyer, Brian Goodwin, Lucas Giolito and Erick Fedde. Recent first-rounders include Carter Kieboom and Dane Dunning (2016) and Seth Romero (2017).

The organization has also mined the later rounds for big league talents such as Koda Glover (8th round, 2015), Nick Pivetta (4th round, 2013), Spencer Kieboom (5th round, 2012), Billy Burns (32nd round, 2011), Taylor Hill (6th round, 2011), Aaron Barrett (9th round, 2010), Matt Grace (8th round, 2010), Robbie Ray (12th round, 2010), Taylor Jordan (9th round, 2009), Michael A. Taylor (6th round, 2009), Nathan Karns (12th round, 2009), Steve Lombardozzi (19th round, 2008), Tyler Moore (16th round, 2008), Tommy Milone (10th round, 2008), among others.

Kline came to the Nationals after spending seven years with the Arizona Diamondbacks, the final three of which were spent as the Diamondbacks' Western Supervisor – where he worked under Nationals President of Baseball Operations and General Manager Mike Rizzo, then the Diamondbacks' Director of Scouting. Kline earned a World Series ring in 2001 as the Diamondbacks topped the New York Yankees in seven games.

During his time in Arizona, Kline was part of a scouting team that brought an astounding 75 players through the system to the Major Leagues.

Among the many players Kline has had a hand in drafting and signing are former Cy Young winner Brandon Webb, a Diamondbacks product, and right-hander John Lackey, who remains one of the youngest pitchers in history to win Game 7 of the World Series.

Before joining the Diamondbacks, Kline spent 10 years working for the California Angels as a scout after he completed his four-year professional playing career in their Minor League system.



BOB BOONE

VICE PRESIDENT & SENIOR ADVISOR TO THE GENERAL MANAGER



Bob Boone joined the Nationals upon being appointed as Special Assistant to the General Manager on Dec. 11, 2004. He shifted into his current role as Vice President & Senior Advisor to the GM following the 2015 season, after serving as Assistant General Manager & Vice President, Player Development from 2006-2013, and Vice President of Player Personnel from 2014-2015.

Boone has played a vital role in all of the Nationals' Major League evaluations, both internal and external, and helped "recruit" a new wave of talent to join the Nationals' scouting and player development ranks. His presence has also helped secure Player Development Contracts with Syracuse (Triple-A International League) and Hagerstown (Single-A South Atlantic League), thus compacting Washington's player-development footprint.

One of the premier catchers of his generation, Boone was named to four All-Star teams ('76, '78-79, '83) and won seven Rawlings Gold Gloves ('78-79, '82, '86-89) during his 19-year career. Only Ivan Rodriguez (13) and Johnny Bench (10) have won more Gold Gloves for catching.

Selected by the Phillies as a third baseman out of Stanford University—where he graduated with a degree in psychology—Boone spent the first 10 years of his Major League career with Philadelphia (1972-81), which won four division titles and a World Series Championship in 1980. From there, Boone played for Anaheim (1982-88) and Kansas City (1989-90). Upon retirement, he held the Major League record for games caught in a career (2225, later broken by Carlton Fisk) and most seasons (15) catching at least 100 games.

In October of 1994, Boone was named manager of the Kansas City Royals, a position he held until July of 1997. Following his tenure with Kansas City, Boone joined Cincinnati as a special assistant, before serving as manager of the Reds from 2001 until July of 2003.

Boone was born on November 19, 1947 in San Diego, Calif. and resides in San Marcos, Calif. with his wife, Sue. Two of their sons played in the big leagues and achieved All-Star status: Bret (three-time All-Star, retired) and Aaron (2003 NL All-Star, retired). Aaron will embark on his first season in the dugout after being hired as the manager of the New York Yankees this offseason. Their youngest son, Matt, played six seasons of pro ball after being drafted by the Mariners in the third round of the 1997 First-Year Player Draft.

His father, the late Ray Boone, was an All-Star infielder during his 13-year career in the big leagues (1948-60). Bob's brother, Rodney, played in the Kansas City and Houston farm systems from 1972-75. The Boones are one of only four three-generation baseball families, along with the Bells (Gus, Buddy and David), the Colemans (Joe, Joe and Casey) and the Hairstons (Sam, Jerry Sr. and Jerry Jr.).





JOHNNY DiPUGLIA

VICE PRESIDENT, INTERNATIONAL OPERATIONS



Johnny DiPuglia enters his third season as Vice President, International Operations, a position to which he was elevated in November of 2015 – marking his third promotion within the organization. DiPuglia, who was named the Nationals’ Director of Latin American Operations in November, 2014, served as the Director of International Scouting from 2009 through the 2014 season.

During his time with the Nationals, DiPuglia has had a hand in the signing and development of Victor Robles, Reynaldo Lopez, Wilmer Difo, Pedro Severino, Rafael Bautista, Raudy Read, Rafael Martin, and Yunesky Maya, all of whom reached the Major Leagues with the Nationals. DiPuglia was also instrumental in signing top prospects Juan Soto, Luis Garcia, Yasel Antuna, Jose Sanchez, Anderson Franco among many others.

DiPuglia came to the Nationals on the heels of 11 seasons (1999-2009) with the Boston Red Sox, during which he was part of two World Series Championship seasons (2004 & 2007). While with the Red Sox, DiPuglia, who finished his tenure in Boston as the team’s Latin American Scouting Coordinator, was responsible for coverage in the Dominican Republic, Venezuela, Panama, Mexico, Curacao, Nicaragua, Aruba, Colombia, and all of Central and South America.

DiPuglia has also worked with the San Francisco Giants (1998) and St. Louis Cardinals (1990-1998).

In addition to the impact he’s had with Washington, over the course of his career, DiPuglia was involved in the signings of Jose Iglesias, Xander Bogaerts, Hanley Ramirez, Anibal Sanchez, Placido Polanco, Felix Diaz, Angel Chavez, Jorge De La Rosa, Rick Ankiel, Eli Marrero, and Rene Arocha, among many others.

DiPuglia resides in Miami, Fla. with his wife, Kimberly, and his daughters: Jessica, Summer, Kayla and Katie, as well as his grandchildren: Zoey and Rocko.





ROB McDONALD

VICE PRESIDENT, CLUBHOUSE OPERATIONS & TEAM TRAVEL

Rob McDonald begins his 17th season with the Nationals' organization as the Vice President of Clubhouse Operations & Team Travel. He was elevated to his current position in July of 2011 after previously serving as Director of Team Travel.

McDonald was named the 2003 Don Davidson Memorial Award winner, as voted by his peers, as MLB's Traveling Secretary of the Year, and was the recipient of the fourth annual Wahoff award for the 2015 Traveling Secretary of the Year.

After attending Northern Illinois University on a football scholarship, McDonald later earned his Bachelor's Degree in Political Science from the University of Arizona. McDonald resides in Washington, D.C.



PHIL RIZZO

SENIOR ADVISOR TO THE GENERAL MANAGER

Phil Rizzo was named Nationals Senior Advisor to the General Manager on Dec. 3, 2009, bringing more than 40 years of scouting experience to the organization.

Working for his ninth franchise, Phil joined his son Mike (Nationals President of Baseball Operations and General Manager) for the second time. The two also worked together for seven seasons (1999-2005) with Arizona, where Phil was a Diamondbacks Special Assignment Scout.

While with the Diamondbacks, Rizzo made the first call and filed the first report on University of Kentucky right-hander Brandon Webb, who won the 2006 NL Cy Young Award and represented Arizona in three All-Star Games.

Rizzo is also credited with signing, among others, right-handed pitcher Bob Wickman, left-handed pitcher Bob Kipper, catcher Mike Matheny, infielder Dick Schofield and infielder Mark Loretta.


In May of 2008, Rizzo was one of eight scouts to comprise the inaugural class of the Professional Baseball Scouts Hall of Fame.





HAROLYN CARDOZO

SPECIAL ASSISTANT TO THE GENERAL MANAGER,
 MAJOR LEAGUE OPERATIONS



Harolyn Cardozo, a native Washingtonian, is entering her 13th season with the Washington Nationals.

Brought on in 2006 by former General Manager Jim Bowden, Cardozo brought a unique blend of abilities from both sports and politics to this high-profile office. Her skills in sports management were honed over 12 years in competitive tennis at the Bollettieri Tennis Academies, now IGM. Having served two administrations as a member of the White House Staff, Cardozo's political background brought a sense of order and diplomacy to the Nationals' baseball operations.

Until his departure in Feb. 2008, Harolyn served as Bowden's Executive Assistant, a role unexpectedly expanded when a surprise staff shake-up resulted in trial-by-fire job training. Mike Rizzo, who assumed the reigns as GM after Bowden's departure, credits Cardozo with maintaining an orderly and professional transition.

Now one of Rizzo's closest aides, Cardozo was promoted in 2011 to Special Assistant to the GM, Major League Operations, a role unique in the organization.

Cardozo is a 1978 graduate of Sophie Newcomb College of Tulane University, married for 36 years to Michael H. Cardozo V, an attorney and founding partner of a D.C.-based merchant banking firm.

Daughter, Eden, is a physician in Boston, daughter, Julia, is an assistant state's attorney in Maryland, and son, Michael, is in the real estate business in Maryland.



LORI CREASY

CHIEF FINANCIAL OFFICER



Lori Creasy serves as Chief Financial Officer, overseeing all finance, risk management and human resources functions for the Washington Nationals and its non-profit charitable entities, while also collaborating across the organization on all financial and human resources matters.

Entering her 28th year as an employee with the Lerner and Nationals organizations, Creasy concurrently serves as Senior Vice President/Corporate Controller for Lerner Enterprises. She is also a member of the IT task force that services both organizations.

In addition to her core duties, Creasy is also a Trustee for Major League Baseball's league-wide Health Trust, serves as Treasurer of the Washington Nationals Youth Baseball Academy Board of Directors and volunteers her time teaching in a local, volunteer-run English as a Second Language program.

Creasy grew up in Pennsylvania and graduated with High Distinction from Pennsylvania State University Smeal College of Business with a BS in Accounting. Creasy resides in Vienna, Va. with her husband Dave.





VALERIE CAMILLO

CHIEF REVENUE AND MARKETING OFFICER



Valerie Camillo enters her fifth season as the Nationals' Chief Revenue and Marketing Officer. She is responsible for all functions related to revenue generation for the Nationals, including corporate partnerships, licensing, ticket and suite sales, broadcasting, marketing, brand management, retail, food and beverage, and non-baseball events at Nationals Park.

Prior to joining the Nationals, Valerie served as Senior Vice President with the NBA's Team Marketing and Business Operations (TMBO) group, which acts as a liaison between the league office and the teams of the NBA, WNBA and NBA Development League.

Prior to working with the NBA, Valerie was a Principal with Booz Allen Hamilton in McLean, Virginia and worked for IBM Consulting/PriceWaterhouseCoopers.

Camillo grew up in Oakton, Va., and attended James Madison High School in Vienna before earning both her B.S. and MBA from the University of Virginia. Valerie resides in McLean, Va., with her husband, Lawrence.





JASON ZACHARIAH

CHIEF TECHNOLOGY OFFICER



Jason Zachariah begins his 13th season with the Nationals, serving as the organization's Chief Technology Officer. In this role, he provides technical oversight and strategic guidance for all technology functions for the Nationals, as well as Lerner Enterprises, of which he has been a part for 16 years.

Over the past 13 years, Zachariah has been responsible for the technology involved in numerous team projects, including the construction and opening of Nationals Park, the implementation of the Fortress fan loyalty and digital ticketing system, and the construction and opening of the Washington Nationals Youth Baseball Academy.

Zachariah joined the Nationals in 2006, while overseeing the technology operations for the Lerner real estate company. He joined Lerner in January, 2002, as a consultant responsible for modernizing the organization's technology operations, but quickly became a full-time employee responsible for helping to build and oversee the organization's technology team. Prior to Lerner he was an independent technology consultant, providing network installation and upgrade services for several D.C. metro area businesses.

Zachariah lives in Tracy's Landing, Md., with his wife, Valerie, and daughter, Destiny.



ELISE HOLMAN

SENIOR VICE PRESIDENT



Elise Holman serves as Senior Vice President of the Washington Nationals and has been a member of the Nationals' executive team since 2009. She oversees an array of operations including risk management, as well as the creation and implementation of policies and procedures throughout the organization.

Holman ensures the departments' operating requirements are effectively met while also establishing improvement efforts that seek to benefit the entire organization.

Before joining the Nationals, Holman worked for Lerner Enterprises, where she held positions in the finance and construction/development groups. During her 10-year tenure, Holman worked on a variety of projects including land use and new construction for office, retail, residential, and mixed-use properties. Her role in the planning and opening of Nationals Park in 2008 led to her becoming a key member of the Nationals front office team.



FRANK GAMBINO

SENIOR VICE PRESIDENT, BALLPARK OPERATIONS

Frank Gambino serves as Senior Vice President, Ballpark Operations, a role in which he oversees all facilities matters at Nationals Park.

Prior to joining the Nationals in December of 2010, Gambino worked for Lerner Enterprises, where he held positions in property management and construction, and most recently served as Vice President of Tenant Services.

During his 21-year tenure at Lerner, Gambino worked on a variety of projects, including the Corporate Office Park at Tysons II, Flint Hill Office Park, Dulles Town Center Mall, Washington Square, White Flint, the Nuclear Regulatory Commission Building and Nationals Park. Before joining Lerner Enterprises, he worked for DBI Architects and subsequently the real estate firm of Mason Hirst.

Gambino graduated from the University of Maryland, School of Architecture, with a Bachelor of Architecture degree.



DAMON JONES

SENIOR VICE PRESIDENT & GENERAL COUNSEL,
BASEBALL & BUSINESS OPERATIONS

Damon Jones serves as Senior Vice President & General Counsel, Baseball & Business Operations. Jones oversees the Legal Department, is a member of the Baseball Operations Department, and has oversight of the Human Resources Department. Jones' Baseball Operations work includes player contracts and salary arbitration. He also works on grievances, Basic Agreement and Major League Rules issues, and overall strategy. Jones works closely with every other department on deals, legal and business strategy, special projects, disputes, and other matters. He also serves as General Counsel of the Washington Nationals Dream Foundation and is a member of its Board of Directors.

Jones is an alumnus of Harvard Law School and the University of California, Santa Barbara, where he played Division I Baseball. He previously practiced at the law firm of Williams & Connolly LLP, served as an inaugural law clerk to the Honorable Roger L. Gregory of the United States Court of Appeals for the Fourth Circuit, was a California State Senate Fellow, and was Adjunct Professor of "Sports and the Law" at Georgetown University Law Center.

- NATIONALS PARK
- COMMUNITY RELATIONS
- DREAM FOUNDATION
- YOUTH BASEBALL ACADEMY
- FRONT OFFICE OWNERSHIP
- MANAGER | COACHING STAFF
- PLAYERS
- 2017 IN REVIEW
- HISTORY AND RECORDS
- SCOUTING | RESEARCH | PLAYER DEV.
- MEDIA





MIKE SHANE

SENIOR VICE PRESIDENT, CONSUMER REVENUE

Mike Shane begins his 12th season with the Washington Nationals, his second full season in the role of Senior Vice President, Consumer Revenue.

Shane provides strategic planning and analytic support for each of the revenue and marketing departments while also identifying and implementing new technology and innovative solutions to benefit the organization. In addition, Shane oversees Nationals Park ticket sales, service, and operations execution, as well as retail operations and non-game day events held at Nationals Park.

Prior to joining the Nationals, Shane was an Account Executive with the NBA's Charlotte Bobcats, and he also worked with Major League Baseball's Special Events Department, focusing on the annual All-Star Fanfest Event.

Shane attended Mary Washington College, where he earned a Bachelor of Science in Business Administration and played Division III baseball. He also has an MBA from Georgetown University.

Shane resides in Annandale, Va., with his wife, Sarah, and his three sons: Ryan, Ben, and Liam.



ANDREW BRAGMAN

VICE PRESIDENT, TICKET OPERATIONS & SALES OPTIMIZATION

Andrew Bragman joined the Washington Nationals in 2015. He is responsible for Ticket Operations for the Nationals and Nationals Park events as well as MLB event ticketing for the club including the Postseason and 2018 All-Star Game. Additionally, Bragman works closely with MLB Advanced Media and Tickets.com to manage the Nationals ticketing infrastructure, MLB Ballpark App, and online ticket sales efforts.

After two internships with the San Francisco Giants, Bragman began his career with the Fresno Grizzlies of the Pacific Coast League in 2004, serving in a number of roles including Group Sales Manager, Director of Special Events, and Director of Tickets. In 2007 he joined SMG at the Oracle Arena and Oakland-Alameda County Coliseum in Oakland, Calif., focusing on Box Office operations for the Oakland Raiders, Golden State Warriors, and major concerts and special events. He returned to baseball in 2010, becoming part of the Pittsburgh Pirates organization overseeing the Ticket Operations department as the team made its first Postseason appearance in 20 years and leading their ticket system conversion.

A native of San Carlos, Calif., Bragman is a graduate of Emory University with a degree in Political Science.





JAKE BURNS

VICE PRESIDENT, CORPORATE PARTNERSHIPS

Jake Burns is entering his third season as the Vice President, Corporate Partnerships for the Nationals, a role in which he oversees corporate partnership sales and sponsorship activation.

Prior to joining the Nationals, Burns spent eight years with Booz Allen Hamilton, a strategy and technology consulting firm based out of McLean, Va.

While at Booz Allen Hamilton, Burns served as a Senior Associate in the firm's Defense and Intelligence Group where he was responsible for business development, account leadership, client delivery, and career management for a team of consultants who helped organizations envision, design, and implement major transformations. He also served as a leader for the firm's Organization Design capability, and was a subject-matter expert in strategic planning, human capital management, change management, performance management, decision analytics, and operational/process improvement.

Prior to working for Booz Allen Hamilton, Burns interned in the National Basketball Association's Management and Team Business Operations Group, and spent five years providing Systems Engineering and Technical Assistance support to the Defense Advanced Research Projects Agency.

Burns grew up in Columbus, Ohio and attended St. Charles Preparatory high school before earning his Bachelor of Science in Systems Engineering and a Masters in Business Administration from the University of Virginia. Burns resides in Herndon, Va., with his wife Katherine, son Jackson, and daughter Charlotte.



JACQUELINE COLEMAN

VICE PRESIDENT, BROADCASTING & GAME PRESENTATION

Jacqueline Coleman begins her 11th season with the Washington Nationals, her third as Vice President of Broadcasting, Promotions and Game Production.

In her current role, Coleman is responsible for scoreboard production, in-game entertainment, broadcasting, and promotions & events.

Prior to joining the Nationals, Coleman served as Vice President of Arena Operations, Broadcasting & Radio for the Washington Mystics, where she was a part of the executive team that re-launched the franchise under new ownership. With the Mystics, Coleman's team was responsible for in-arena videoboard, TV partner content and technical set-up, as well as serving as the liaison between various departments within Monumental Sports. Coleman also served as the Vice President of Programming and Production for the Charlotte Bobcats' (NBA) Regional Sports Network, CSET from 2004-06. There, she helped lead the production operations formation, content, and launch of the first 24-hour Regional Sports and Entertainment Network programmed exclusively for North Carolina and South Carolina.

Prior to moving into sports full-time, Coleman was Vice President of Sports, Specials and Primetime at Black Entertainment Television where she managed staffs in Los Angeles, New York and Washington, D.C. Coleman earned two NAACP Image Awards during her time at BET, and received various awards and accolades for original programming in sports specials, boxing, comedy, and entertainment.

Coleman grew up in Denver, Co. and currently resides in Washington, D.C.





JENNIFER MASTIN GIGLIO

VICE PRESIDENT, COMMUNICATIONS



Jennifer Giglio joined the Nationals in July, 2014 as Vice President of Communications. In her role, she oversees baseball communications, crisis and issues management, corporate communications and publicity around major events at Nationals Park.

Prior to joining the Nationals, Giglio served as Senior Vice President of Corporate and Public Affairs for Ogilvy Washington where she counseled an array of corporations, non-profit organizations, governments and associations, including Eli Lilly, Susan G. Komen, Lance Armstrong, Dikembe Mutombo, Mexico and the USO. Her work earned her the prestigious Emerging Leader Award from Washington Women in Public Relations in 2011.

Before Ogilvy, Giglio served as Deputy Press Secretary and Director of Operations for the Rudy Giuliani Presidential Committee, and was a political appointee in the Bush Administration. She also held positions with the Republican National Committee and the Presidential Inaugural Committee.

Giglio earned bachelor's degrees in Communications and Marketing Management from Virginia Tech and a master of arts in Political Management from The George Washington University. She resides in Alexandria, Va., with her husband, Brian, son, Carter and daughter, Grace.



ALEXA HERNDON

VICE PRESIDENT, HUMAN RESOURCES



Alexa Herndon is set to begin her sixth season as Vice President, Human Resources. She is responsible for leading the organization's human resources strategy, including recruiting and on-boarding, compensation, benefits, employee training and development, performance management, and employee relations.

Prior to joining the Nationals, Herndon held human resources roles of increasing responsibility with Thermo Fisher Scientific in Pittsburgh, Pa., and San Jose, Calif.

She started her career in baseball as an HR Generalist with the Pittsburgh Pirates from 2005-07.

Herndon received her J.D. and MBA from Duquesne University in Pittsburgh, Pa., and her B.S. in Business Administration from West Virginia University.

Born in Wheeling, W.Va., Herndon now resides in Northern Virginia with her husband, Steve Jeran, and their two children.





GREGORY McCARTHY

VICE PRESIDENT, COMMUNITY ENGAGEMENT

Gregory McCarthy serves as the Nationals' Vice President, Community Engagement, working with local civic, business, community, and neighborhood institutions to create lasting and meaningful linkages with the Nationals and the sport of baseball. He also works in tandem with the Mayor's Office, City Council, the United States Congress, and various city, federal and government agencies to ensure that Nationals Park successfully operates and serves the citizens of the Washington metropolitan area.

McCarthy is President of the Board of Trustees of the D.C. Public Library system and former board chair of Destination DC, the official convention and tourism promotion agency for the city.

Prior to joining the Nationals, McCarthy was the Deputy Chief of Staff in the Executive Office of the Mayor, serving as Mayor Anthony Williams' primary adviser on the City Council, U.S. Congress, Office of Management and Budget, and the White House.

McCarthy was appointed to three terms on the city's Historic Preservation Review Board and is a former chairman of the board of directors of DC Action for Children and the National Conservatory for the Dramatic Arts. He also serves on the board of the Capitol Riverfront Business Improvement District, which includes the area in which Nationals Park is located.

A graduate of Georgetown University, McCarthy earned his Bachelor of Science Degree in Foreign Service. An avid runner, he is one of a small number of people to have completed a marathon on all seven continents.



JONATHAN H. STAHL

VICE PRESIDENT, BALLPARK OPERATIONS & GUEST EXPERIENCE

Jonathan H. Stahl enters his third season as Vice President of Ballpark Operations & Guest Experience, a position he was elevated to in January of 2016. In his current role, Stahl oversees the Nationals' guest experience department, food service, parking & transportation, cleaning, and event execution.

Joining the Nationals just before the opening of Nationals Park in 2008, Stahl has been instrumental in developing the team's customer service initiatives. He also oversees the Nationals Park food & beverage program, where he helped create many of Nationals Park's original food concepts, including Enzo's Pizza and Chesapeake Crab Cake Co., and introduced local craft beer and locally-sourced meats and vegetables to the ballpark.

Prior to working for the Nationals, Stahl worked for Kimpton Hotels and Renaissance Hotels in various front office positions.

A native of Fairfax, Va., Stahl earned his Bachelor's degree in Hospitality from Syracuse University. He currently resides in Washington, D.C. with his wife, Jordan.

NATIONALS PARK
COMMUNITY RELATIONS
DREAM FOUNDATION
YOUTH BASEBALL ACADEMY
FRONT OFFICE | OWNERSHIP
MANAGER | COACHING STAFF
PLAYERS
2017 IN REVIEW
HISTORY AND RECORDS
SCOUTING | RESEARCH | PLAYER DEV.
MEDIA





RYAN BRINGER

VICE PRESIDENT, TICKET SALES & SERVICE



Ryan Bringger begins his second season with the Washington Nationals, joining the organization as the Vice President of Ticket Sales and Service. In this role, Bringger oversees the Nationals' ticket sales and renewal strategies including: NATS PLUS Membership, Suites, Premium Plan Packages, Group Nights, Theme Events and Single-Game ticketing programs.


Prior to joining the Nationals, Bringger was the Senior Director of New Business development with the NHL's Tampa Bay Lightning where he was responsible for growing the season ticket and premium seating bases for the Lightning, Tampa Bay Storm and Amalie Arena.

Bringger attended John Carroll University, where he earned a Bachelor of Arts in Communications and played football, earning Captain's honors during his junior and senior seasons.

Bringger resides in Alexandria, Va., with his wife, Cristy, and their three children: Kendall, Jackson and Mason.

**MANAGER &
COACHING STAFF**

W



W
Dave Martinez

DAVE MARTINEZ • MANAGER



NATIONALS TENURE: First season
PRO BASEBALL TENURE: 30th season
BORN: 9/26/64 New York, NY
2018 OPENING DAY AGE: 53
RESIDES: Nashville, TN



4

RESUME

Martinez joins the Nationals for what will be his first season as a Major League Manager...2018 will mark his 30th season in professional baseball, including the last ten years (2008-17) as a Major League bench coach...From 2015-17, he served as the bench coach for the Chicago Cubs where he played an integral role in three Postseason appearances, two National League Central Division titles and the Cubs' 2016 World Series Championship...Prior to joining the Cubs, he spent seven seasons (2008-14) as the bench coach for the Tampa Bay Rays...He was the longest tenured bench coach in Rays history...Martinez joined the Rays in 2008 after serving as a Spring Training instructor for the Rays in 2006 and 2007...Then-manager Joe Maddon offered Martinez the role of bench coach and Martinez went on to serve as Maddon's right-hand man for the next 10 seasons...During his tenure as bench coach, Martinez was in charge of nearly every aspect of the Rays and Cubs strategy, including controlling the opponent's running game, defensive positioning, baserunning, and bunting.

PLAYING CAREER

A veteran of 16 Major League seasons, Martinez broke into the big leagues with the Chicago Cubs in 1986 at the age of 21...During the 1986 season, he was the 10th-youngest player in Major League Baseball...He made his debut on June 15, 1986 vs. STL and recorded his first hit on June 23 at PHI, a ninth-inning single off Shane Rawley...Martinez played in 1,918 games while amassing 1,599 hits for nine clubs across his 16-year career...Following two-plus seasons with the Cubs (1986-88), Martinez was acquired by the Montreal Expos, where he played from 1988-91...He spent the 1992 season with the Cincinnati Reds before stints with the San Francisco Giants (1993-94) and Chicago White Sox (1995-97)...He was a key member of the 1993 Giants club that won 103 games, but missed out on the Postseason...Following the 1997 season, he signed with the expansion Tampa Bay Devil Rays and in 1998, he recorded the first hit in Devil Rays history, a single off Justin Thompson (DET)...Martinez returned to the Cubs in 2000, while also spending time with the Texas Rangers and Toronto Blue Jays during the 2000 season...He capped his career with the Atlanta Braves, spending the 2001 season with the eventual National League East Division champions.

POSTSEASON CAREER

Martinez's clubs have made it to the Postseason in seven of his 10 seasons as a coach...Most notably, Martinez was a member of the staff that led the Chicago Cubs to the 2016 World Series Championship...With Chicago, Martinez reached three consecutive National League Championship Series...He made four trips to the Postseason with Tampa Bay, including a trip to the 2008 World Series...As a player, Martinez appeared in the 2001 Postseason as the Atlanta Braves advanced to the National League Championship Series...He recorded his only Postseason hit as a pinch hitter in the seventh inning of Game Four of the NLCS on Oct. 20, 2001 vs. ARI (Batista).

PERSONAL

Born in Brooklyn, N.Y., David "Davey" Martinez moved to Florida as a youth and attended Lake Howell High School in Winter Park, Fla....He attended Valencia Community College in Orlando, Fla. before being selected by the Chicago Cubs in the 1983 MLB January Draft-Secondary Phase...An avid outdoorsman and bike rider, Martinez has four children: Josh, Jagger, Dalton, and Angelica...He has one granddaughter, Everly Ann.

COACHING HISTORY

YEAR	CLUB	LEAGUE	W	L	PCT	FINISH
2008	Tampa Bay*	Bench Coach	97	65	.565	1st
2009	Tampa Bay	Bench Coach	84	78	.529	3rd
2010	Tampa Bay**	Bench Coach	96	66	.596	1st
2011	Tampa Bay***	Bench Coach	91	71	.564	2nd
2012	Tampa Bay	Bench Coach	90	72	.566	3rd
2013	Tampa Bay****	Bench Coach	92	71	.564	2nd
2014	Tampa Bay	Bench Coach	77	85	.475	4th
2015	Chicago (NL)^	Bench Coach	97	65	.599	3rd
2016	Chicago (NL)#	Bench Coach	103	58	.640	1st
2017	Chicago (NL)^^	Bench Coach	92	70	.568	1st
MLB TOTALS			919	701	.567	

- * Won the American League East Division title, lost to the Philadelphia Phillies (1-4) in the World Series
- ** Won the American League East Division title, lost to the Texas Rangers (2-3) in American League Division Series
- *** Won the American League Wild Card, lost to the Texas Rangers (1-3) in American League Division Series
- **** Won the American League Wild Card, lost to the Boston Red Sox (1-3) in the American League Division Series
- ^ Won the National League Wild Card, lost to the New York Mets (0-4) in National League Championship Series
- # Won the National League Central Division, beat the Cleveland Indians (4-3) in the World Series
- ^^ Won the National League Central Division, lost to the Los Angeles Dodgers (1-4) in the National League Championship Series.

AWARDS AND HONORS

2016..... World Series Champion (CHI)



MARTINEZ PLAYING CAREER

YEAR	CLUB	AVG	G	AB	R	H	TB	2B	3B	HR	RBI	SH	SF	HP	BB	SO	SB	CS	OBP	SLG	E
1983	Quad Cities	.244	44	119	17	29	39	6	2	0	10	0	2	1	26	30	10	8	.378	.328	1
	Geneva	.261	64	241	35	63	97	15	2	5	33	1	2	0	40	52	16	6	.364	.402	8
1984	Quad Cities	.220	12	41	6	9	15	2	2	0	5	0	0	1	9	13	3	4	.373	.366	1
1985	Winston-Salem	.342	115	386	52	132	169	14	4	5	54	1	2	3	62	35	38	14	.435	.438	7
1986	Iowa	.289	83	318	52	92	128	11	5	5	32	4	3	1	36	34	42	5	.360	.403	2
	Chicago (NL)	.139	53	108	13	15	21	1	1	1	7	0	1	1	6	22	4	2	.190	.194	1
1987	Chicago (NL)	.292	142	459	70	134	192	18	8	8	36	1	1	2	57	96	16	8	.372	.418	6
1988	Chicago (NL)	.254	75	256	27	65	89	10	1	4	34	0	4	2	21	46	7	3	.311	.348	5
	Montreal	.257	63	191	24	49	68	3	5	2	12	2	1	0	17	48	16	6	.316	.356	1
1989	Montreal	.274	126	361	41	99	138	16	7	3	27	7	1	0	27	57	23	4	.324	.382	7
1990	Montreal	.279	118	391	60	109	165	13	5	11	39	3	2	1	24	48	13	11	.321	.422	6
1991	Montreal	.295	124	396	47	117	166	18	5	7	42	5	3	3	20	54	16	7	.332	.419	4
1992	Cincinnati	.254	135	393	47	100	139	20	5	3	31	6	4	0	42	54	12	8	.323	.354	6
1993	San Francisco	.241	91	241	28	58	87	12	1	5	27	0	0	0	27	39	6	3	.317	.361	1
	Phoenix	.467	3	15	4	7	7	0	0	0	2	0	0	0	1	1	1	0	.500	.467	3
1994	San Francisco	.247	97	235	23	58	85	9	3	4	27	2	0	2	21	22	3	4	.314	.362	3
1995	Chicago (AL)	.307	118	303	49	93	132	16	4	5	37	9	4	1	32	41	8	2	.371	.436	3
1996	Chicago (AL)	.318	146	440	85	140	206	20	8	10	53	2	1	3	52	52	15	7	.393	.468	6
1997	Chicago (AL)	.286	145	504	78	144	208	16	6	12	55	5	6	3	55	69	12	6	.356	.413	7
1998	Tampa Bay	.256	90	309	31	79	99	11	0	3	20	0	1	2	35	52	8	7	.334	.320	1
1999	Tampa Bay	.284	143	514	79	146	199	25	5	6	66	10	5	5	60	76	13	6	.361	.387	8
	Tampa Bay	.260	29	104	12	27	38	4	2	1	12	1	2	0	10	17	1	4	.319	.365	0
2000	Chicago (NL)	.185	18	54	5	10	13	1	1	0	1	0	0	0	2	8	1	0	.214	.241	1
	Texas	.269	38	119	14	32	44	4	1	2	12	0	0	1	14	20	2	1	.351	.370	0
	Toronto	.311	47	180	29	56	74	10	1	2	22	0	1	1	24	28	4	2	.393	.411	2
2001	Atlanta	.287	120	237	33	68	91	11	3	2	20	0	0	1	21	44	3	3	.347	.384	0
MLB TOTALS		.276	1918	5795	795	1599	2254	238	72	91	580	53	37	28	567	893	183	94	.341	.389	68
	MINORS TOTALS	.296	321	1120	166	332	455	48	15	15	136	6	9	6	174	165	110	37	.391	.406	19

2001 POSTSEASON

RD.	CLUB, OPP.	AVG	G	AB	R	H	TB	2B	3B	HR	RBI	SH	SF	HP	BB	SO	SB	CS	OBP	SLG	E
NLDS	ATL vs. HOU	.000	1	1	0	0	0	0	0	0	0	0	0	0	0	0	0	0	.000	.000	0
NLCS	ATL vs. ARI	.200	4	5	0	1	1	0	0	0	0	0	0	0	0	1	0	0	.200	.200	0
TOTALS		.167	5	6	0	1	1	0	0	0	0	0	0	0	0	1	0	0	.167	.167	0



NATIONALS PARK
COMMUNITY RELATIONS
DREAM FOUNDATION
YOUTH BASEBALL ACADEMY
FRONT OFFICE OWNERSHIP
MANAGER | COACHING STAFF
PLAYERS
2017 IN REVIEW
HISTORY AND RECORDS
SCOUTING | RESEARCH | PLAYER DEV.
MEDIA



MARTINEZ, DAVE

MANAGERS

FRANCHISE HISTORY													
MANAGER	YEARS	W	L	T	PCT	GAMES	MANAGER	YEARS	W	L	T	PCT	GAMES
Gene Mauch	1969-75	499	627	1	.443	1127	Felipe Alou	1992-01	691	717	1	.490	1409
Karl Kuehl	1976	43	85	0	.336	128	Jeff Torborg	2001	47	62	0	.431	109
Charlie Fox	1976	12	22	0	.353	34	Frank Robinson	2002-06	385	425	0	.475	810
Dick Williams	1977-81	380	347	0	.523	727	Manny Acta	2007-09	158	252	0	.385	410
Jim Fanning	1981-82, 1984	116	103	0	.530	219	Jim Riggleman	2009-11	140	172	0	.449	312
Bill Virdon	1983-84	146	147	1	.497	294	Davey Johnson	2011-13	224	183	0	.550	407
Buck Rodgers	1985-91	520	499	1	.510	1020	Matt Williams	2014-15	179	145	0	.552	324
Tom Runnels	1991-92	68	81	0	.456	149	Dusty Baker	2016-17	192	132	0	.593	324
							Dave Martinez	2018-					

WASHINGTON NATIONALS HISTORY (2005-pres.)						
MANAGER	YEARS	W	L	T	PCT	GAMES
Frank Robinson	2005-06	152	172	0	.469	324
Manny Acta	2007-09	158	252	0	.385	410
Jim Riggleman	2009-11	140	172	0	.449	312
Davey Johnson	2011-13	224	183	0	.550	407
Matt Williams	2014-15	179	145	0	.552	324
Dusty Baker	2016-17	192	132	0	.593	324
Dave Martinez	2018-					



CHIP HALE • BENCH COACH



NATIONALS TENURE: First season
PRO BASEBALL TENURE: 32nd season
BORN: 12/2/64 San Jose, CA
2018 OPENING DAY AGE: 53
RESIDES: Tucson, AZ



RESUME

Chip Hale joins the Nationals as bench coach after spending the 2017 season as third base coach of the Oakland Athletics...Hale brings managerial experience, as he led the Arizona Diamondbacks for two seasons (2015-2016), compiling a 148-176 (.457) record as a manager...From 2012-14, Hale served as bench coach on Bob Melvin's Oakland A's staff, and, prior to that, he spent two seasons (2010-11) as the New York Mets' third base coach...From 2007-09, Hale played a prominent role as third base coach and infield instructor for the Arizona Diamondbacks, including the club's 2007 National League West Division championship run...Prior to his Major League coaching roles, Hale spent six seasons as a manager in Arizona's Minor League system...He capped off his Minor League managing career by leading the Triple-A Tucson Sidewinders to the 2006 Pacific Coast League title and the Triple-A National Championship with a franchise-best 91-53 record...His 233 wins and .540 winning percentage as Tucson's manager from 2004-2006 stand as all-time franchise records... He led Double-A El Paso to the 2002 Texas League championship and, prior to that, he skippered the Rookie-League Missoula Osprey to the Pioneer League's Northern Division second-half championship in 2001...Following the 2001 season, he was named *Baseball America's* Rookie-Level Manager of the Year.

PLAYING CAREER

Hale played parts of seven Major League seasons for Minnesota (1989-96) and the Los Angeles Dodgers (1997)...He hit .277 with 27 doubles, one triple, seven homers, 78 RBI, 58 walks and 62 runs scored in 333 games...He appeared at second base (64 G), third base (59 G), first base (17 G), right field (4 G) and shortstop (1 G)...Hale was originally selected by Minnesota in the 17th round of the 1987 Draft.

PERSONAL

Walter William (Chip) Hale III was born in San Jose, Calif. and graduated from Campolindo (CA) High School...He attended the University of Arizona where he started every game of his collegiate career, setting a record that would not be broken until 2001...Hale established school career marks for most hits and walks, and batted .345 for the 1986 Wildcat team that won the College World Series...He was co-captain of that squad...Hale and his wife, Judith, have three children: Jack, Edward and Sabrina.

MANAGERIAL RECORD

YEAR	CLUB	LEAGUE	W	L	PCT	FINISH
2000	Missoula	Pioneer League	44	32	.579	2nd
2001	Missoula	Pioneer League	52	24	.684	2nd
2002	El Paso	Texas League	76	62	.551	2nd
2004	Tucson	Pacific Coast League	74	70	.514	7th
2005	Tucson	Pacific Coast League	68	76	.472	11th
2006	Tucson	Pacific Coast League	91	53	.632	1st
2015	Arizona	National League	79	83	.488	3rd
2016	Arizona	National League	69	93	.426	4th
MINORS TOTALS			405	317	.561	
MLB TOTALS			148	176	.457	

AWARDS AND HONORS

- 2006..... Pacific Coast League Manager of the Year
- 2006..... Pacific Coast League Champion
- 2006..... Triple-A National Champion
- 2002..... Texas League Champion
- 2001..... Rookie Level Manager of the Year (*Baseball America*)
- 2001..... Pioneer League Northern Division Champion

NATIONALS PARK
 COMMUNITY RELATIONS
 FOUNDATION
 DREAM
 YOUTH BASEBALL ACADEMY
 FRONT OFFICE OWNERSHIP
 MANAGER | COACHING STAFF
 PLAYERS
 IN REVIEW
 HISTORY AND RECORDS
 SCOUTING | RESEARCH | PLAYER DEV.
 MEDIA



HALE, CHIP

HALE PLAYING CAREER

YEAR	CLUB	AVG	G	AB	R	H	TB	2B	3B	HR	RBI	SH	SF	HP	BB	SO	SB	CS	OBP	SLG	E
1987	Kenosha	.345	87	339	65	117	164	12	7	7	65	0	7	4	33	26	3	3	.402	.484	10
1988	Orlando	.261	133	482	62	126	181	20	1	11	65	5	3	3	64	31	8	3	.350	.376	23
1989	Minnesota	.209	28	67	6	14	17	3	0	0	4	1	2	0	1	6	0	0	.214	.254	1
	Portland	.273	108	411	49	112	152	16	9	2	34	5	2	1	35	55	3	2	.330	.370	10
1990	Minnesota	.000	1	2	0	0	0	0	0	0	2	0	2	0	0	1	0	0	.000	.000	0
	Portland	.280	130	479	71	134	171	24	2	3	40	7	7	1	68	57	6	6	.366	.357	13
1991	Portland	.241	110	352	45	85	110	16	3	1	37	5	5	0	47	22	3	3	.327	.313	10
1992	Portland	.285	132	474	77	135	179	25	8	1	53	4	6	0	73	45	3	3	.376	.378	9
1993	Minnesota	.333	69	186	25	62	79	6	1	3	27	2	1	6	18	17	2	1	.408	.425	4
	Portland	.280	55	211	37	59	83	15	3	1	24	3	1	0	21	13	2	1	.343	.393	11
1994	Minnesota	.263	67	118	13	31	43	9	0	1	11	1	2	1	16	14	0	2	.350	.364	3
1995	Minnesota	.262	69	103	10	27	37	4	0	2	18	0	0	0	11	20	0	0	.333	.359	0
	Salt Lake	.286	16	49	5	14	18	4	0	0	2	0	0	0	7	5	0	1	.375	.367	0
1996	Minnesota	.276	85	87	8	24	32	5	0	1	16	0	1	0	10	6	0	0	.347	.368	0
1997	Los Angeles (NL)	.083	14	12	0	1	1	0	0	0	0	0	0	0	2	4	0	0	.214	.083	0
	Albuquerque	.267	88	247	43	66	88	16	0	2	30	4	2	2	58	26	3	3	.408	.356	3
1998	Memphis	.268	132	411	60	110	155	21	0	8	66	4	3	0	62	37	1	3	.361	.377	7
MINORS TOTALS		.277	991	3455	514	958	1301	169	33	36	416	37	36	11	468	317	32	28	.362	.377	96
MLB TOTALS		.277	333	575	62	159	209	27	1	7	78	4	8	7	58	68	2	3	.346	.363	8



DEREK LILLQUIST • PITCHING COACH



NATIONALS TENURE: First season
PRO BASEBALL TENURE: 27th season
BORN: 2/20/66 Winter Park, FL
2018 OPENING DAY AGE: 52
RESIDES: Vero Beach, FL



38

RESUME

Lillquist joins the Nationals after 16 years with the St. Louis Cardinals...Serving as the Cardinals' bullpen coach in 2011, Lillquist took over the pitching coach duties full-time in August of 2012....During his five full seasons as the Cardinals' pitching coach (2013-17), St. Louis' hurlers posted a 3.59 ERA, the third-best mark in the Major Leagues over that stretch...Under his watch, the Cardinals pitching staff compiled a Major League-best 2.94 ERA during the 2015 season...It was the team's lowest mark since 1969 and the lowest in Major League Baseball since 1988...In 2014, the staff tallied an MLB-best 23 shutouts, the most by a Cardinals team since the mound was lowered after the 1968 season...Prior to his stint with the Major League club, he served as St. Louis' Minor League pitching coordinator from 2008-2010...In that role, he was tasked with rehabilitating pitchers...Lillquist made his professional coaching debut in 2002 as pitching coach for the Rookie-level Johnson City Cardinals and held the same role for the 2003 Peoria Chiefs before spending four seasons (2004-2007) with the Single-A Palm Beach Cardinals.

AWARDS AND HONORS

2011..... World Series Champion (STL)

PLAYING CAREER

A first round selection (No. 6 overall) by Atlanta in the 1987 Draft, Lillquist appeared in 262 games across eight Major League seasons with five different clubs...He broke into the big leagues in 1989 as a starter, making 48 starts for Atlanta (1989-90) and San Diego (1990) in his first two Major League seasons...He transitioned to the bullpen during the 1990 season and would go on to work out of the bullpen for the rest of his career...He spent two seasons (1990-91) with San Diego and three with Cleveland (1992-94) before capping his career with Boston (1995) and Cincinnati (1996)...All told, Lillquist went 25-34 with 17 saves and a 4.13 ERA in 262 Major League games (52 starts).

PERSONAL

Derek "Lilly" Lillquist graduated from Sarasota (FL) High School before going on to have an outstanding collegiate career at the University of Georgia where he went 31-12 with a 3.30 ERA in three seasons for the Bulldogs...In 1987, he led Georgia to the SEC title and a first-ever trip to the NCAA College World Series after being named College Pitcher of the Year by *Baseball America*...He has two children, Derek (23) and Alexandra (21).

LILLQUIST CAREER RECORD

YEAR	CLUB	W	L	ERA	G	GS	CG	SHO	SV	IP	H	R	ER	HR	HB	BB	SO	SO/9	WP	BK	BAA
1987	Durham	2	1	2.88	3	3	2	0	0	25.0	13	9	8	1	1	6	29	10.4	0	0	—
	Braves	0	0	0.00	2	2	0	0	0	13.0	3	0	0	0	0	2	16	11.1	0	0	—
1988	Richmond	10	12	3.38	28	28	2	0	0	170.2	179	70	64	11	1	36	80	4.2	5	6	—
1989	Atlanta	8	10	3.97	32	30	0	0	0	165.2	202	87	73	16	2	34	79	4.3	4	3	.301
1990	Atlanta	2	8	6.28	12	11	0	0	0	61.2	75	45	43	10	1	19	34	5.0	0	2	.301
	San Diego	3	3	4.33	16	7	1	1	0	60.1	61	29	29	6	2	23	29	4.3	2	1	.266
	Richmond	4	0	2.57	5	5	1	0	0	35.0	31	11	10	3	0	11	24	6.2	0	0	—
1991	San Diego	0	2	8.79	6	2	0	0	0	14.1	25	14	14	3	0	4	7	4.4	0	0	.379
	Las Vegas	4	6	5.38	33	14	0	0	2	105.1	142	79	63	10	2	33	89	7.6	4	3	—
1992	Cleveland	5	3	1.75	71	0	0	0	6	61.2	39	13	12	5	2	18	47	6.9	2	0	.187
1993	Cleveland	4	4	2.25	56	2	0	0	10	64.0	64	20	16	5	1	19	40	5.6	1	0	.264
1994	Cleveland	1	3	4.91	36	0	0	0	1	29.1	34	17	16	6	1	8	15	4.6	0	0	.304
1995	Boston	2	1	6.26	28	0	0	0	0	23.0	27	17	16	7	0	9	9	3.5	1	0	.303
	Albuquerque	0	0	2.70	13	0	0	0	5	13.1	18	4	4	1	0	3	9	6.1	0	0	—
1996	Cincinnati	0	0	7.36	5	0	0	0	0	3.2	5	3	3	1	0	0	1	2.5	0	0	.357
	Indianapolis	4	1	2.60	47	0	0	0	1	52.0	47	17	15	3	2	7	51	8.8	0	0	—
MINORS TOTALS		24	20	3.56	131	52	5	0	8	414.1	433	190	164	29	6	98	298	6.5	9	9	—
MLB TOTALS		25	34	4.13	262	52	1	1	17	483.2	532	245	222	59	9	134	261	4.9	10	6	.283



LILLQUIST, DEREK



Derek Lilliquist



Kevin Long



KEVIN LONG • HITTING COACH



NATIONALS TENURE: First season
PRO BASEBALL TENURE: 29th season
BORN: 12/30/66 Van Nuys, CA
2018 OPENING DAY AGE: 51
RESIDES: Scottsdale, AZ



RESUME

Long joins the Nationals as hitting coach after three seasons (2015-17) in the same role with the New York Mets and eight seasons (2007-14) in that role with the New York Yankees...Under Long's tutelage, the Mets hit a franchise-record 218 home runs in 2016, and in 2015 he was integral in the development of Nationals second baseman Daniel Murphy's (then with the Mets) ascendance as one of the game's premier hitters...The Yankees led the Major Leagues in runs scored in three of his seven seasons with the club, and over the totality of his eight seasons, New York led the Major Leagues in home runs (1,584), RBI (6,206), and ranked second in runs scored (6,485)...From 2004-06, Long served as the Yankees' hitting coach at Triple-A Columbus, and in the same roles for Triple-A Omaha (2002-03), and Double-A Wichita (2000-01)...Long began his coaching career in 1998 as the manager of the Carolina League Wilmington Blue Rocks...In 1999, he was named Northwest League co-Manager of the Year after leading the Spokane Indians to the Northwest League title.

MANAGERIAL RECORD

YEAR	CLUB	LEAGUE	W	L	PCT	FINISH
1998	Wilmington	Carolina League	86	54	.614	1st
1999	Spokane	Northwest League	44	32	.579	1st
MINORS TOTALS			216	130	.602	

AWARDS AND HONORS

- 2009..... World Series Champion (NYY)
- 1999..... Northwest League co-Manager of the Year

PLAYING CAREER

Long was selected by the Kansas City Royals in the 31st round of the 1989 Draft...He played eight seasons in the Royals' Minor League system, hitting .273 with 137 doubles, 21 triples, 14 home runs, 241 RBI, 288 walks and 361 runs scored in 671 games.

PERSONAL

Kevin Richard Long is a native of Van Nuys, Calif., but graduated from Thunderbird High School in Phoenix, Ariz....He attended the University of Arizona where he was a second-team All-American and a first-team Pac-10 selection in 1989...Long and his wife, Marcey have one daughter, Britney, and two sons Tracy and Jaron...Jaron is a right-handed pitcher in the Nationals farm system...Long is a published author, writing *Cage Rat* a guide to hitting that was published in 2011.

LONG PLAYING CAREER

YEAR	CLUB	AVG	G	AB	R	H	TB	2B	3B	HR	RBI	SH	SF	HP	BB	SO	SB	CS	OBP	SLG	E
1989	Eugene	.312	69	260	54	81	111	19	1	3	45	1	6	1	36	40	15	3	.389	.427	5
1990	Baseball City	.282	85	308	53	87	120	17	5	2	33	7	2	0	32	28	22	6	.348	.390	5
1991	Memphis	.275	106	407	60	112	143	18	2	3	35	6	3	2	45	63	27	10	.348	.351	5
1992	Omaha	.228	88	312	28	71	96	16	3	1	29	2	3	0	29	41	9	5	.291	.308	4
1993	Omaha	.255	17	51	7	13	15	2	0	0	4	1	1	0	2	13	3	0	.278	.294	0
	Memphis	.272	79	301	47	82	111	14	6	1	20	2	2	5	37	56	7	11	.359	.369	3
1994	Memphis	.208	10	24	5	5	8	3	0	0	1	0	0	0	5	2	2	0	.345	.333	1
1995	Omaha	.250	22	64	7	16	19	3	0	0	0	1	0	0	5	8	1	2	.304	.297	0
	Wichita	.292	67	250	38	73	92	14	1	1	26	0	0	2	41	29	9	6	.396	.368	3
1996	Wichita	.273	128	436	62	119	165	31	3	3	48	3	5	0	56	36	9	14	.352	.378	5
MINORS TOTALS		.273	671	2413	361	659	880	137	21	14	241	23	22	10	288	316	104	57	.350	.365	31



BOBBY HENLEY • THIRD BASE COACH



NATIONALS TENURE: 16th season, fifth as Third Base Coach
PRO BASEBALL TENURE: 27th season
BORN: 1/30/73 Mobile, AL
2018 OPENING DAY AGE: 45
RESIDES: Mobile, AL



13


RESUME

Bobby Henley enters his 24th season with the Nationals' organization, 16th as a coach and fifth on the Major League staff...Henley joined the MLB staff as third base coach for the 2014 season...In 2018, he will add additional responsibilities as Washington's outfield instructor...Henley served the Nationals organization as Minor League field coordinator from 2010-13...He spent 2006-09 as catching coordinator, as well as manager of the Rookie-level Gulf Coast League Nationals, and guided the GCL Nationals to a league championship in 2009, posting a 36-19 mark before going a perfect 3-0 in the playoffs...Henley held previous managerial posts in Nationals' system as well, including stints with Single-A Potomac (2005), Single-A Savannah (2004) and the GCL Expos (2003)..

MANAGERIAL RECORD							
YEAR	CLUB	LEAGUE	W	L	PCT	FINISH	
2003	GCL Expos	Rookie-level Gulf Coast League	25	33	.431	4	
2004	Savannah	Single-A South Atlantic League	58	80	.420	7	
2005	Potomac	Single-A Carolina League	63	77	.450	4/3	
2006	GCL Nationals	Rookie-level Gulf Coast League	23	31	.426	4	
2007	GCL Nationals	Rookie-level Gulf Coast League	23	31	.426	4	
2008	GCL Nationals	Rookie-level Gulf Coast League	33	22	.600	1	
2009	GCL Nationals	Rookie-level Gulf Coast League	36	19	.655	2	
MINORS TOTALS			261	293	.471		

PLAYING CAREER

Selected by the Montreal Expos in the 26th round of the 1991 First-Year Player Draft, Henley appeared in 41 games for the Expos in 1998, hitting .304 with three home runs and 18 RBI...He made his MLB debut on July 19, 1998 in Montreal against the Pittsburgh Pirates and made the first start of his MLB career the next night, July 20 vs. PHI, and singled to center field off Curt Schilling in his first career at-bat...Taxed Pedro Astacio for his first career big league home run on Aug. 12 at Coors Field...Once considered a significant Major League catching talent Henley, was unfortunately hit particularly hard by injuries (shoulder, elbow), which led to the end of his playing career.



PERSONAL

Robert Clifton Henley...Attended Okaloosa-Walton (FL) Junior College...Graduated from Mobile County (AL) High in 1991... Resides in Grand Bay, Ala., with his wife, Catina, and two children: Anna and Joe.

HENLEY CAREER RECORD

YEAR	CLUB	AVG	G	AB	R	H	TB	2B	3B	HR	RBI	SH	SF	HP	BB	SO	SB	CS	OBP	SLG	E
1993	Jamestown	.257	60	206	25	53	92	10	4	7	29	1	1	1	20	60	0	1	.325	.447	4
1994	Burlington	.301	98	346	72	104	186	20	1	20	67	1	3	10	49	91	1	2	.400	.538	11
1995	Albany	.281	102	335	45	94	125	20	1	3	46	1	2	11	83	57	1	2	.436	.373	14
1996	Harrisburg	.228	103	289	33	66	89	12	1	3	27	9	2	3	70	78	1	2	.382	.308	9
1997	Harrisburg	.304	79	280	41	85	140	19	0	12	49	0	4	5	32	40	5	1	.380	.500	3
1998	Jupiter	.340	13	50	10	17	26	3	0	2	14	0	1	2	5	5	1	1	.414	.520	1
	Ottawa	.246	37	126	13	31	51	6	1	4	20	1	2	1	12	34	1	1	.312	.405	2
	Montreal	.304	41	115	16	35	54	8	1	3	18	2	1	3	11	26	3	0	.377	.470	1
1999	GCL Expos	.250	2	4	0	1	1	0	0	0	1	0	1	0	1	0	0	0	.333	.250	1
2002	Hickory	.000	1	3	0	0	0	0	0	0	0	0	0	0	1	1	0	0	.250	.000	0
MINORS TOTALS		.275	495	1639	239	451	710	90	8	51	253	13	16	33	273	367	10	10	.386	.433	45
MLB TOTALS		.304	41	115	16	35	54	8	1	3	18	2	1	3	11	26	3	0	.377	.470	1



TIM BOGAR • FIRST BASE COACH



NATIONALS TENURE: First season
PRO BASEBALL TENURE: 30th season
BORN: 10/28/6 Indianapolis, IN
2018 OPENING DAY AGE: 51
RESIDES: Trophy Club, TX



RESUME

Bogar joins Washington as first base coach, coming to the Nationals after spending the past two seasons (2016-17) as the Seattle Mariners' bench coach...A veteran Major League coach, Minor League manager, and one-time interim manager for the Texas Rangers (2014), Bogar returns to the first base coaches' box for the first time since he served in that role for the Boston Red Sox in 2009...With eight seasons as a Major League coach under his belt, Bogar spent the 2015 season as a Special Assistant to the General Manager with the Los Angeles Angels...He served as the bench coach for the Rangers in 2014, and eventually manager...In 2013, he managed Los Angeles Angels' Double-A Arkansas to a 73-66 record and a second-half Northern Division championship...Bogar spent four seasons on the Major League coaching staff with the Red Sox (2009-12), as first base coach (2009), third base coach (2010-11), and bench coach (2012)...Bogar filled the role of quality assurance coach for the Tampa Bay Rays in 2008, working alongside Dave Martinez, after four seasons managing in the Minor Leagues – where he took teams to championship series four times, including winning the Appalachian League title in 2004.

PLAYING CAREER

Bogar played parts of nine Major League seasons, appearing in 701 games for the New York Mets (1993-96), Houston Astros (1997-2000) and the Los Angeles Dodgers (2001)...He was a part of three consecutive National League Central titles with the Astros...Primarily a shortstop during his nine-year Major League playing career, Bogar appeared at shortstop, third base, first base, second base, left field, and even pitched twice...He was selected by the New York Mets in the eighth round of the 1987 Draft and went on to hit .228 with 69 doubles, nine triples, 24 homers, 161 RBI, 143 walks and 180 runs scored in his career.

PERSONAL

Timothy Paul Bogar is a native of Indianapolis, Ind. and graduated from Buffalo Grove (IL) High School...He attended Eastern Illinois University where he was named Mid-Continent Conference MVP in 1987...Bogar resides in Trophy Club, Tex. with his wife, Wendy, and their four children: sons T.J. and Ty, and daughters Aralee Anne and Jesse Lynn.

MANAGERIAL RECORD

YEAR	CLUB	LEAGUE	W	L	PCT	FINISH
2004	Greenville	Appalachian League	41	26	.612	1st
2005	Lexington	South Atlantic League	81	58	.583	1st
2006	Akron	Eastern League	87	55	.613	1st
2007	Akron	Eastern League	80	61	.567	3rd
2013	Arkansas	Texas League	73	66	.525	3rd
2014	Texas	American League	14	8	.636	5th
MINORS TOTALS			362	266	.576	
MLB TOTALS			14	8	.636	

AWARDS AND HONORS

- 2013..... Texas League Northern Division Championship (second half)
- 2006..... Eastern League Manager of the Year
- 2004..... Appalachian League Championship
- 2004..... Appalachian League Manager of the Year



BOGAR, TIM

BOGAR CAREER RECORD

YEAR	CLUB	AVG	G	AB	R	H	TB	2B	3B	HR	RBI	SH	SF	HP	BB	SO	SB	CS	OBP	SLG	E
1987	Little Falls	.234	58	205	31	48	57	9	0	0	23	0	2	3	18	39	2	2	.303	.278	24
1988	St. Lucie	.275	76	236	34	65	80	7	1	2	30	4	1	2	34	57	9	7	.370	.339	19
	Columbia	.282	45	142	19	40	57	4	2	3	21	1	2	3	22	29	5	3	.385	.401	8
1989	Jackson	.266	112	406	44	108	143	13	5	4	45	3	5	7	41	57	8	3	.340	.352	29
1990	Tidewater	.162	33	117	10	19	21	2	0	0	4	4	0	1	8	22	1	1	.222	.179	10
1991	Tidewater	.257	65	218	23	56	70	11	0	1	23	4	2	1	20	35	1	0	.320	.321	11
	Williamsport	.251	63	243	33	61	83	12	2	2	25	2	4	2	20	44	13	8	.309	.342	8
1992	Tidewater	.279	129	481	54	134	183	32	1	5	38	5	0	3	14	65	7	7	.303	.380	15
1993	New York (NL)	.244	78	205	19	50	72	13	0	3	25	1	1	3	14	29	0	1	.300	.351	9
1993	New York (NL)	.154	50	52	5	8	14	0	0	2	5	2	1	0	4	11	1	0	.211	.269	1
	Norfolk	.105	5	19	0	2	2	0	0	0	1	0	0	0	1	4	0	0	.150	.105	0
1995	New York (NL)	.290	78	145	17	42	52	7	0	1	21	2	1	0	9	25	1	0	.329	.359	6
1996	New York (NL)	.213	91	89	17	19	23	4	0	0	6	3	2	2	8	20	1	3	.287	.258	1
1997	Houston	.249	97	241	30	60	94	14	4	4	30	3	4	3	24	42	4	1	.320	.390	6
1998	Houston	.154	79	156	12	24	33	4	1	1	8	1	1	2	9	36	2	1	.208	.212	3
1999	Houston	.239	106	309	44	74	106	16	2	4	31	0	3	4	38	52	3	5	.328	.343	9
2000	Houston	.207	110	304	32	63	97	9	2	7	33	5	4	3	35	56	1	1	.292	.319	12
2001	Los Angeles (NL)	.333	12	15	4	5	13	2	0	2	2	0	0	0	2	1	0	0	.412	.867	0
	Las Vegas	.250	16	52	8	13	18	5	0	0	4	0	0	0	3	11	0	1	.291	.346	3
2002	Colorado Springs	.163	13	43	2	7	8	1	0	0	1	0	0	0	1	6	0	2	.182	.186	2
MINORS TOTALS		.256	615	2162	258	553	722	96	11	17	215	23	16	22	182	369	46	34	.318	.334	129
MLB TOTALS		.228	701	1516	180	345	504	69	9	24	161	17	17	17	143	272	13	12	.298	.332	47

1999 POSTSEASON

RD.	CLUB, OPP.	AVG	G	AB	R	H	TB	2B	3B	HR	RBI	SH	SF	HP	BB	SO	SB	CS	OBP	SLG	E
NLDS	HOU vs. ATL	.750	2	4	0	3	4	1	0	0	1	0	0	0	1	0	0	0	.800	1.000	0
TOTALS		.750	2	4	0	3	4	1	0	0	1	0	0	0	1	0	0	0	.800	1.000	0



HENRY BLANCO • BULLPEN COACH



NATIONALS TENURE: First season
PRO BASEBALL TENURE: 29th season
BORN: 8/29/71 Caracas, VEN
2018 OPENING DAY AGE: 46
RESIDES: Caracas, VEN



RESUME

Blanco joins the Nationals staff after serving as the Chicago Cubs' quality assurance coach for three seasons alongside Dave Martinez...The 2018 season will mark his fifth season as a coach, adding a year as an assistant coach/bullpen catcher for the Arizona Diamondbacks in 2014, and his 29th in professional baseball...Blanco joined the coaching ranks after a 16-year Major League career.

AWARDS AND HONORS

2016..... World Series Champion (CHI)

PLAYING CAREER

A catcher during his playing career, Blanco appeared with 11 different Major League teams...Originally signed by the Dodgers as a non-drafted free agent in November, 1989, Blanco appeared in the Major Leagues for the Dodgers (1997), Rockies (1999), Brewers (2000-01), Braves (2002-03), Twins (2004), Cubs (2005-08), Padres (2009), Mets (2010), Diamondbacks (2011-12), Blue Jays (2013), and Mariners (2013)...Blanco finished his Major League career with a 40.5 percent caught-stealing percentage (245-for-605), and 29 games shy of becoming the eighth player from Venezuela to appear in 1,000 MLB games.

PERSONAL

Henry Blanco is a native of Caracas, Venezuela and attended Antonio Jose de Sucre High School in Venezuela...Blanco is a participant in the Garth Brooks Teammates for Kids Foundation, which helps raise money for Child Life programs in pediatric hospitals, sports and recreational programs in inner cities, and educational opportunities for the underprivileged.



BLANCO, HENRY

BLANCO CAREER RECORD

YEAR	CLUB	AVG	G	AB	R	H	TB	2B	3B	HR	RBI	SH	SF	HP	BB	SO	SB	CS	OBP	SLG	E
1990	Dodgers	.219	60	178	23	39	50	8	0	1	19	0	4	1	26	41	7	2	.316	.281	11
1991	Vero Beach	.143	5	7	0	1	1	0	0	0	0	0	0	0	2	0	0	0	.333	.143	0
	Great Falls	.255	62	216	35	55	79	7	1	5	28	2	3	1	27	39	3	6	.336	.366	8
1992	Bakersfield	.234	124	401	42	94	134	21	2	5	52	10	9	9	51	91	10	6	.328	.334	14
1993	San Antonio	.195	117	374	33	73	124	19	1	10	42	2	1	4	29	80	3	3	.260	.332	16
1994	San Antonio	.230	132	405	36	93	138	23	2	6	38	5	3	2	53	67	6	6	.320	.341	21
1995	Albuquerque	.227	29	97	11	22	34	4	1	2	13	1	2	0	10	23	0	0	.294	.351	2
	San Antonio	.255	88	302	37	77	139	18	4	12	48	0	0	4	29	52	1	1	.328	.460	11
1996	Albuquerque	.167	2	6	1	1	1	0	0	0	0	0	0	0	3	0	0	0	.167	.167	0
	San Antonio	.267	92	307	39	82	113	14	1	5	40	3	5	0	28	38	2	3	.324	.368	13
1997	Los Angeles (NL)	.400	3	5	1	2	5	0	0	1	1	0	0	0	1	0	0	0	.400	1.000	0
	Albuquerque	.313	91	294	38	92	132	20	1	6	47	1	3	1	37	63	7	4	.388	.449	3
1998	Albuquerque	.269	48	134	19	36	59	11	0	4	23	0	2	0	22	27	2	0	.367	.440	4
	San Bernardino	.316	7	19	5	6	13	1	0	2	3	0	0	0	4	6	1	0	.435	.684	0
1999	Colorado	.232	88	263	30	61	97	12	3	6	28	3	2	1	34	38	1	1	.320	.369	5
	Colorado Springs	.333	15	57	8	19	32	4	0	3	12	1	1	0	1	12	0	1	.339	.561	1
2000	Milwaukee	.236	93	284	29	67	112	24	0	7	31	0	4	0	36	60	0	3	.318	.394	5
	Indianapolis	.333	1	3	1	1	2	1	0	0	0	0	0	0	1	0	0	0	.500	.667	0
2001	Milwaukee	.210	104	314	33	66	108	18	3	6	31	5	2	2	34	72	3	1	.290	.344	6
2002	Atlanta	.204	81	221	17	45	74	9	1	6	22	2	5	1	20	51	0	2	.267	.335	3
2003	Atlanta	.199	55	151	11	30	41	8	0	1	13	3	1	1	10	21	0	0	.252	.272	1
2004	Minnesota	.206	114	315	36	65	116	19	1	10	37	11	3	3	21	56	0	3	.260	.368	7
2005	Chicago (NL)	.242	54	161	16	39	63	6	0	6	25	4	2	0	11	24	0	0	.287	.391	1
2006	Chicago (NL)	.266	74	241	23	64	101	15	2	6	37	4	2	0	14	38	0	0	.304	.419	1
2007	Chicago (NL)	.167	22	54	3	9	12	3	0	0	4	1	1	0	2	12	0	0	.193	.222	0
	Iowa	.200	3	10	2	2	2	0	0	0	1	0	0	0	3	0	0	0	.200	.200	0
	Peoria	.316	8	19	3	6	10	1	0	1	5	0	1	1	3	3	0	0	.417	.526	0
2008	Chicago (NL)	.292	58	120	15	35	47	3	0	3	12	2	0	0	6	22	0	0	.325	.392	2
2009	San Diego	.235	67	204	21	48	78	12	0	6	16	1	1	0	26	50	0	0	.320	.382	0
2010	New York (NL)	.215	50	130	10	28	39	5	0	2	8	0	3	0	11	26	1	0	.271	.300	1
2011	Arizona	.250	37	100	12	25	54	3	1	8	12	0	0	0	12	21	0	1	.330	.540	1
2012	Arizona	.188	21	64	6	12	18	3	0	1	7	0	0	0	3	18	1	0	.224	.281	2
2013	Toronto	.184	15	38	3	7	10	3	0	0	0	1	0	0	4	10	0	0	.262	.263	0
	Seattle	.125	35	96	8	12	23	2	0	3	14	0	0	1	10	26	0	0	.215	.240	3
MINORS TOTALS		.247	884	2829	333	699	1063	152	13	62	371	25	34	23	323	548	42	32	.326	.376	104
MLB TOTALS		.223	971	2761	274	615	998	145	11	72	298	37	26	9	254	546	6	11	.288	.361	38

2002 POSTSEASON

RD.	CLUB, OPP.	AVG	G	AB	R	H	TB	2B	3B	HR	RBI	SH	SF	HP	BB	SO	SB	CS	OBP	SLG	E
NLDS	ATL vs. SFG	.167	2	6	0	1	1	0	0	0	0	0	0	0	0	2	0	0	.167	.167	0
TOTALS		.167	2	6	0	1	1	0	0	0	0	0	0	0	0	2	0	0	.167	.167	0

2004 POSTSEASON

RD.	CLUB, OPP.	AVG	G	AB	R	H	TB	2B	3B	HR	RBI	SH	SF	HP	BB	SO	SB	CS	OBP	SLG	E
ALDS	MIN vs. NYY	.250	4	8	1	2	5	0	0	1	2	1	1	0	0	2	0	0	.222	.625	0
TOTALS		.250	4	8	1	2	5	0	0	1	2	1	1	0	0	2	0	0	.222	.625	0

2011 POSTSEASON

RD.	CLUB, OPP.	AVG	G	AB	R	H	TB	2B	3B	HR	RBI	SH	SF	HP	BB	SO	SB	CS	OBP	SLG	E
NLDS	ARI vs. MIL	.000	1	1	0	0	0	0	0	0	0	0	0	0	0	0	0	0	.000	.000	0
TOTALS		.000	1	1	0	0	0	0	0	0	0	0	0	0	0	0	0	0	.000	.000	0



JOE DILLON • ASSISTANT HITTING COACH



NATIONALS TENURE: First season
PRO BASEBALL TENURE: 17th season
BORN: 8/2/75 Modesto, CA
2018 OPENING DAY AGE: 42
RESIDES: Rockwall, TX



RESUME

Dillon returns to the organization for which he made his coaching debut, as he rejoins the Nationals organization after two seasons as the Miami Marlins' Minor League hitting coordinator...Dillon served as the hitting coach with Triple-A Syracuse from 2014-15 where he tutored eventual Major Leaguers Michael A. Taylor, Trea Turner, Brian Goodwin, and Steven Souza Jr., among others.

PLAYING CAREER

Dillon enjoyed a 12-year professional career as a utility infielder, spending time in the Tampa Bay (2009-10), Milwaukee (2007-08), Florida (2004-05), Minnesota (2002) and Kansas City (1997-01) organizations...He made his Major League debut on May 18, 2005 as a member of the Florida Marlins, replacing Mike Lowell at third base...Dillon played in 137 games over four Major League seasons with the Marlins, Brewers and Rays...In 2004 he was named Florida Marlins Minor League Player of the Year...He was selected by the Royals in the seventh round of the 1997 First-Year Player Draft.

PERSONAL

Born in Modesto, Calif., Dillon first attended Santa Rosa (CA) Junior College before finishing his collegiate career at Texas Tech University...In his senior season of 1997, Dillon set a Texas Tech record with 33 home runs as he played a key role in the Red Raiders securing the inaugural Big 12 regular season title...He was named the Big 12 Player of the Year and an All-American in 1997 and in 2008, he was inducted into the Texas Tech Athletics Hall of Fame.



DILLON CAREER RECORD

YEAR	CLUB	AVG	G	AB	R	H	TB	2B	3B	HR	RBI	SH	SF	HP	BB	SO	SB	CS	OBP	SLG	E
1997	Spokane	.214	19	70	6	15	24	3	0	2	6	0	0	1	5	13	1	0	.276	.343	-
1998	Lansing	.261	73	268	37	70	136	17	2	15	43	4	0	0	36	57	9	2	.349	.507	7
1999	Wilmington	.264	134	503	73	133	216	31	2	16	90	2	5	7	59	124	9	6	.347	.429	27
2000	Omaha	.282	45	149	19	42	60	11	2	1	11	0	0	2	17	26	1	0	.363	.403	4
	Wichita	.318	62	220	35	70	120	16	2	10	43	2	5	7	39	38	0	0	.428	.545	8
2001	Wichita	.287	101	369	62	106	176	19	3	15	59	1	3	8	36	60	4	3	.361	.477	16
2002	Edmonton	.167	6	18	5	3	4	1	0	0	0	0	0	0	2	2	1	0	.250	.222	0
	New Britain	.262	103	344	47	90	141	20	2	9	50	0	4	6	54	62	3	1	.368	.410	19
2004	Albuquerque	.325	108	403	96	131	268	33	7	30	86	0	9	10	46	85	12	3	.400	.665	17
	Florida	.342	33	117	26	40	80	13	0	9	31	0	1	4	14	29	3	2	.426	.684	3
2005	Florida	.167	27	36	6	6	10	1	0	1	1	1	0	1	1	8	0	0	.211	.278	1
	Albuquerque	.360	98	350	80	126	221	21	1	24	72	0	6	12	57	59	11	1	.459	.631	14
2006	New Britain (JCPL)	.195	31	87	9	17	28	3	1	2	7	0	0	0	8	17	0	0	.263	.322	3
2007	Milwaukee	.342	39	76	12	26	38	8	2	0	10	0	0	1	5	14	0	0	.390	.500	0
	Nashville	.317	94	319	69	101	193	28	2	20	73	0	7	2	50	34	6	1	.405	.605	8
2008	Milwaukee	.213	56	75	13	16	22	3	0	1	6	1	0	1	13	21	1	0	.337	.293	1
	Nashville	.263	46	171	35	45	70	8	1	5	23	0	3	3	29	30	1	2	.374	.409	5
2009	Tampa Bay	.300	15	30	4	9	12	0	0	1	2	0	0	2	3	4	0	0	.400	.400	0
	Durham	.244	35	123	18	30	41	5	0	2	13	0	4	6	14	17	4	0	.340	.333	2
2010	Durham	.262	96	351	58	92	142	23	0	9	57	2	6	7	34	56	5	0	.334	.405	11
MINORS TOTALS		.290	1053	3775	666	1094	1892	249	24	167	657	11	53	75	492	692	70	21	.378	.501	139
MLB TOTALS		.263	137	217	35	57	82	12	2	3	19	2	0	5	22	47	1	0	.344	.378	2



CLUBHOUSE STAFF

CLUBHOUSE STAFF / NATIONALS PARK



Mike Wallace



Matt Rosenthal



Dan Wallin



Ryan Wiebe

MIKE WALLACE

Clubhouse Manager

Mike Wallace begins his 46th season in Major League Baseball, his 17th with the Washington Nationals franchise. An everyday presence, Wallace capped a streak of 3,418 consecutive games worked during the 2015 season. The streak came to a close in Game No. 85 of the Nationals' 2015 season at Baltimore, and a new streak began one day later. Wallace's baseball career includes stops with Montreal (2002-2004), Florida (1992-2001, was the first equipment manager in Marlins history), Kansas City (1989-1991) and Texas (1973-1988). Wallace graduated from the University of Texas-Arlington and resides in Sterling, VA.

MATT ROSENTHAL

Visiting Clubhouse Manager

Entering his 31st season in professional baseball, Matt Rosenthal begins his 17th year with the Washington Nationals franchise. He embarked on his career in 1987, working at the Atlanta Braves Instructional League in West Palm Beach, Fla. He then transitioned into working at the Spring Training and Minor League facility for the Montreal Expos, who shared the complex with the Braves. In 1993 he joined the Marlins as a clubhouse assistant for Florida's inaugural season, and was appointed Marlins visiting clubhouse manager in Nov., 1997. Rosenthal is a 1992 graduate of Palm Beach (Fla.) Community College and attended Florida Atlantic University.

DAN WALLIN

Equipment Manager

This season marks Dan Wallin's 14th with the Washington Nationals, and his 26th year in baseball. A member of the Nationals' clubhouse staff during the club's inaugural campaign in 2005, Wallin previously worked with Montreal (2002-2003), Florida (2001), Arizona (1999-2000) and Milwaukee (1992-1998). He attended Itasca (MN) CC and graduated from the University of Minnesota-Duluth. The Minneapolis native currently resides in Martinsburg, WV.



Andrew Melnick



Greg Melnick



Mike Gordon

SUPPORT STAFF



Octavio Martinez (6th season)
Field Staff, Coordinator/Interpreter



Ali Modami (7th season)
Batting Practice Pitcher (L)



Nilson Robledo (15th season)
B.P. Pitcher (R)/Bullpen Catcher



PLAYERS

W



OSVALDO ABREU • INF




BATS: Right THROWS: Right HEIGHT: 6'0" WEIGHT: 195

BORN: 6/13/94 La Romana, DOM

'18 OPENING DAY AGE: 23

MLB SERVICE: 0.000

OBTAINED: Signed as a non-drafted free agent, April 11, 2012.



63

ABREU CAREER RECORD

YEAR	CLUB	AVG	G	AB	R	H	TB	2B	3B	HR	RBI	SH	SF	HP	BB	SO	SB	CS	OBP	SLG	OPS	E
2012	DSL Nationals	.279	59	215	38	60	78	14	2	0	26	2	1	9	27	49	22	14	.381	.363	.744	21
2013	GCL Nationals	.286	44	147	24	42	56	12	1	0	24	3	1	1	19	24	16	6	.369	.381	.750	10
2014	Auburn	.229	58	210	31	48	64	7	3	1	15	5	1	6	9	41	10	6	.279	.305	.584	20
2015	Hagerstown	.274	123	442	74	121	182	35	4	6	47	6	5	10	50	89	30	11	.357	.412	.769	30
2016	Potomac	.247	126	497	86	123	172	23	4	6	52	2	3	6	55	108	18	10	.328	.346	.674	21
2017	Harrisburg	.246	125	431	40	106	145	16	4	5	42	7	3	7	27	107	1	6	.299	.336	.636	29
MINORS TOTALS		.257	535	1942	293	500	697	107	18	18	206	25	14	39	187	418	97	53	.333	.359	.692	131

CAREER

Slick-fielding shortstop enters 2018 as a non-roster invitee to Major League Spring Training...2018 will mark his seventh season in Washington's system... Has the ability to play all over the diamond, but excels at shortstop, where he's made 461 starts.

2017

Advanced to Double-A Harrisburg for the first time...Appeared in more than 120 games for the third consecutive year...Matched a career high with four triples... Appeared in seven games for Tigres del Lincey of the Dominican Winter League (.235, 4-for-17).

2016

Recorded career highs in games played (126), hits (123) and runs scored (86) for Single-A Potomac...His 86 runs scored ranked third in the Carolina League and second among all Nationals farmhands...Made 119 starts, all at shortstop...Following the season, hit .267 (16-for-60) with three doubles for the Glendale Desert Dogs of the Arizona Fall League.

2015

Played his first full season, spending the entire season at Single-A Hagerstown...Ranked among South Atlantic League hitters in runs scored (2nd, 74), doubles (5th, 35) and stolen bases (11th, 30)...Ranked second in Washington's chain with 30 stolen bases and 10th with a .274 batting average... Was named a MiLB.com Organization All-Star.

2014

Played in 58 games for short-season Single-A Auburn.

2013

In his first domestic season, ranked among Gulf Coast League leaders in doubles (76th), and stolen bases (4th).

2012

Made his professional debut, playing in 59 games for the DSL Nationals.

PERSONAL

Oswaldo Manuel Abreu

AWARDS AND HONORS

- 2018..... Washington's No. 30 prospect per *Baseball America*
- 2017..... Washington's No. 21 prospect per *Baseball America*
- 2016..... Washington's No. 15 prospect per *Baseball America*
- 2015..... MiLB.com Organization All-Star

CAREER TRANSACTIONS

2012 Signed as a non-drafted free agent, April 11.

SIGNED BY

Modesto Ulloa and Johnny DiPuglia (Nationals)

ABREU



AUSTIN L. ADAMS • RHP

@Adams_199



BATS: Right **THROWS:** Right **HEIGHT:** 6'3" **WEIGHT:** 225

BORN: 5/5/91 Tampa, FL

'18 OPENING DAY AGE: 26

MLB SERVICE: 0.035

OBTAINED: Acquired from Los Angeles (AL) along with RHP Kyle McGowin in exchange for INF Danny Espinosa, Dec. 10, 2016



ADAMS CAREER RECORD

YEAR	CLUB	W	L	ERA	G	GS	CG	SHO	SV	IP	H	R	ER	HR	HB	BB	SO	SO/9	WP	BK	BAA
2012	Orem	0	1	5.46	25	0	0	0	4	28.0	22	20	17	4	4	15	31	10.5	6	0	.220
2013	Burlington	2	1	3.98	27	0	0	0	1	31.2	25	17	14	0	1	17	36	10.2	14	0	.212
2014	Inland Empire	3	2	3.79	42	0	0	0	1	59.1	27	28	25	3	10	53	80	12.1	14	2	.141
2015	Inland Empire	2	1	2.45	9	0	0	0	0	14.2	10	5	4	0	2	7	21	12.9	3	0	.189
	Arkansas	1	1	2.95	27	0	0	0	1	36.2	22	13	12	0	2	31	49	12.0	8	1	.183
	Salt Lake	0	0	9.82	2	0	0	0	0	3.2	1	4	4	0	0	9	1	2.5	1	0	.091
2016	Arkansas	0	1	3.05	32	0	0	0	4	41.1	29	14	14	2	3	24	61	13.3	4	0	.199
	AZL Angels	0	0	3.00	2	0	0	0	0	3.0	1	1	1	0	0	0	2	6.0	0	0	.100
2017	Syracuse	6	2	2.14	44	0	0	0	5	59.0	44	22	14	2	4	37	91	13.9	9	0	.199
	Washington	0	0	3.60	6	0	0	0	0	5.0	4	4	2	0	1	8	10	18.0	1	0	.211
MINORS TOTALS		14	9	3.41	210	0	0	0	16	277.1	181	124	105	11	26	193	372	12.1	59	3	.187
MLB TOTALS		0	0	3.60	6	0	0	0	0	5.0	4	4	2	0	1	8	10	18.0	1	0	.211

CAREER

Right-hander with a fastball/slider repertoire that has yielded 12.1 strikeouts per nine innings while opposing batters have hit just .187 against him in his six-year Minor League career...His 12.1 strikeouts per 9.0 IP rank third in all of Minor League baseball since 2012 (min. 275.0 IP)...Made his MLB debut in 2017...Was acquired from the Los Angeles Angels on Dec. 10, 2016, along with RHP Kyle McGowin, in exchange for INF Danny Espinosa.

2017

Spent the majority of the season with Triple-A Syracuse...Made his Major League debut on July 15 at CIN...Earned a Sept. recall that featured five MLB appearances...Pitched to a 1.80 ERA (1 ER/5.0 IP) in those five Sept. appearances...Opposing batters hit .176 against him in Sept. (3-for-17)...Posted a 6-2 record and a 2.14 ERA in 44 games (59.0 IP) out of Triple-A Syracuse's bullpen...From June 15 through the end of the Triple-A Season, went 4-1 with four saves and a 1.25 ERA (5 ER/36.0 IP)...Struck out 56, walked 16 and allowed just two home runs during that stretch.

2016

Entered the season rated as the No. 19 prospect in Los Angeles' system by *Baseball America* and their No. 20 prospect by MLB.com...Spent the majority of the season with Double-A Arkansas, posting a 3.05 ERA in 32 relief appearances...Improved his walks per 9.0 IP (7.7 in 2015, 4.9 in 2016) and WHIP (1.45 in 2015, 1.22 in 2016).

2015

Went 3-2 with one save and a 3.27 ERA in 38 games across three levels of the Angels' system...Began the season with Single-A Inland Empire before being promoted to Double-A Arkansas and eventually Triple-A Salt Lake...Did not allow a home run in 55.0 innings pitched.

2014

Spent the entire season at Single-A Inland Empire...Appeared in a career-high 42 games...Was named a California League mid-season All-Star.

2013

Went 2-1 with one save and a 3.98 ERA in 27 games for Single-A Burlington.

2012

Reported to short-season Single-A Orem...Recorded four saves in 24 appearances out of the bullpen.

PERSONAL

Austin Lance Adams...Attended the University of South Florida...In his final season at USF, picked up three saves in a four-game span to help the Bulls reach their first ever Big East Championship final.

AWARDS AND HONORS

- 2016..... Los Angeles (AL) No. 19 prospect per *Baseball America*
- 2014..... California League All-Star (mid-season)

NATIONALS PARK
COMMUNITY RELATIONS
FOUNDATION
DREAM
YOUTH BASEBALL ACADEMY
FRONT OFFICE | OWNERSHIP
MANAGER | COACHING STAFF
PLAYERS
2017
IN REVIEW
HISTORY AND RECORDS
SCOUTING | RESEARCH | PLAYER DEV.
MEDIA

ADAMS	CAREER TRANSACTIONS	
	2012 Selected by LAA in eighth round of First-Year Player Draft.
	2016 Acquired by Washington, along with RHP Kyle McGowin, in exchange for INF Danny Espinosa, Dec. 10.
SIGNED BY		
Tom Kotchman (Angels)		

CAREER FIELDING							
YEAR / POS.	PCT	G	PO	A	E	TC	DP
2017 / P	1.000	6	1	0	0	1	0
Career / P	1.000	6	1	0	0	1	0



MATT ADAMS • 1B/OF

[@bigcityforreal](#)
[@BigCityForReal](#)



BATS: Left THROWS: Right HEIGHT: 6'3" WEIGHT: 245

BORN: 8/31/88 Philipsburg, PA
'18 OPENING DAY AGE: 29
MLB SERVICE: 5.033
OBTAINED: Signed as a free agent, Dec. 22, 2017



ADAMS CAREER RECORD

YEAR	CLUB	AVG	G	AB	R	H	TB	2B	3B	HR	RBI	SH	SF	HP	BB	SO	SB	CS	OBP	SLG	OPS	E
2009	Johnson City	.365	32	115	15	42	66	6	0	6	25	0	3	1	9	20	0	0	.406	.574	.980	2
	Batavia	.346	31	130	16	45	68	11	0	4	27	0	1	0	11	21	0	0	.394	.523	.917	4
2010	Quad Cities	.310	121	464	71	144	251	41	0	22	88	0	9	4	33	78	5	1	.355	.541	.896	10
2011	Springfield	.300	115	463	80	139	262	23	2	32	101	0	6	4	40	90	0	1	.357	.566	.923	8
2012	Memphis	.329	67	258	41	85	161	22	0	18	50	0	3	0	15	57	3	1	.362	.624	.986	4
	St. Louis	.244	27	86	8	21	33	6	0	2	13	0	0	0	5	24	0	0	.286	.384	.670	3
2013	St. Louis	.284	108	296	46	84	149	14	0	17	51	0	0	0	23	80	0	1	.335	.503	.838	2
	Springfield*	.250	3	12	1	3	4	1	0	0	2	0	0	0	0	4	0	0	.250	.333	.583	0
2014	St. Louis	.288	142	527	55	152	241	34	5	15	68	0	7	3	26	114	3	2	.321	.457	.778	9
	Memphis*	.200	4	15	1	3	4	1	0	0	2	0	0	0	0	2	0	0	.200	.267	.467	0
2015	St. Louis	.240	60	175	14	42	66	9	0	5	24	0	1	0	10	41	1	0	.280	.377	.657	3
2016	St. Louis	.249	118	297	37	74	140	18	0	16	54	0	3	2	25	81	0	1	.309	.471	.780	7
	Memphis*	.188	5	16	4	3	7	1	0	1	2	0	0	0	4	3	0	0	.350	.438	.788	0
2017	St. Louis	.292	31	48	4	14	19	2	0	1	7	0	1	0	4	17	0	0	.340	.396	.736	0
	Atlanta	.271	100	291	42	79	158	20	1	19	58	0	3	1	19	71	0	0	.315	.543	.858	7
MINORS TOTALS		.315	378	1473	229	464	823	106	2	83	297	0	22	9	112	275	8	3	.362	.559	.921	28
MLB TOTALS		.271	586	1720	206	466	806	103	6	75	275	0	15	6	112	428	4	4	.315	.469	.784	31

* - Rehab Assignment

2013 POSTSEASON

RD.	CLUB	OPP	AVG	G	AB	R	H	TB	2B	3B	HR	RBI	SH	SF	HP	BB	SO	SB	CS	OBP	SLG	OPS	E
NLDS	STL	vs. PIT	.316	5	19	3	6	10	1	0	1	2	0	0	1	1	3	0	0	.381	.526	.907	0
NLCS	STL	vs. LAD	.227	6	22	2	5	6	1	0	0	2	0	0	0	2	9	0	0	.292	.273	.564	0
WS	STL	vs. BOS	.136	6	22	0	3	4	1	0	0	0	0	0	0	7	0	0	.136	.182	.318	0	
TOTALS			.222	17	63	5	14	20	3	0	1	4	0	0	1	3	19	0	0	.269	.317	.586	0

2014 POSTSEASON

RD.	CLUB	OPP	AVG	G	AB	R	H	TB	2B	3B	HR	RBI	SH	SF	HP	BB	SO	SB	CS	OBP	SLG	OPS	E
NLDS	STL	vs. LAD	.250	4	12	2	3	6	0	0	1	4	0	0	0	3	2	0	0	.400	.500	.900	0
NLCS	STL	vs. SFG	.222	5	18	3	4	10	0	0	2	3	0	0	0	2	3	0	0	.300	.556	.856	0
TOTALS			.233	9	30	5	7	16	0	0	3	7	0	0	0	5	5	0	0	.343	.533	.876	0

CAREER

Left-handed power bat joins the Nationals after setting career marks in home runs (20), slugging percentage (.522) and OPS (.841) in 131 games between St. Louis and Atlanta in 2017...His nine career pinch-hit home runs and 41 pinch-hit RBI are the most in Major League Baseball since he broke into the Major Leagues in 2012...The nine pinch-hit homers are tied for the most all-time among active players...Ranks fifth all-time (second among active players) with a .315 career average as a pinch hitter (46-for-146)...His seven career pinch-hit homers with St. Louis ranked second in franchise history behind George Crowe (8)...Is a career .271 hitter with a .469 slugging percentage that ranks eighth among National League left-handed batters since his debut in 2012.

2017

Began the season with St. Louis before being acquired by Atlanta on May 20... Clubbed 19 home runs for the Braves, tying the single-season Atlanta franchise record for a mid-season trade acquisition (Fred McGriff, 19 in 1993)...During his stint with the Braves, 40 of his 79 hits went for extra bases (20 2B, 3B, 19 HR) and his .543 slugging percentage during this stretch ranked 11th in the National League among hitters – and fifth among left-handed batters – with at least 290 at bats...Went 13-for-46 (.283) with two doubles, two home runs, and 13 RBI as a pinch-hitter between both clubs...His 13 pinch-hit RBI ranked tied for second in Major League Baseball...Primarily a first baseman throughout his career (425 games/387 starts), Adams displayed his versatility by appearing in 19 games (18 starts) in left field... Having never played the outfield in his Major League career prior to 2017, Adams committed just two errors and recorded a .926 fielding percentage... Ranked tied for 11th in the National League with 29 RBI from the seventh inning and beyond.

AWARDS AND HONORS

- 2013..... *Baseball America* Rookie All-Star
- 2013..... St. Louis' No. 7 prospect, per *Baseball America*
- 2012..... MiLB.com Organization All-Star
- 2012..... St. Louis' No. 9 prospect, per *Baseball America*
- 2011..... St. Louis' Minor League Player of the Year
- 2011..... MiLB.com Organization All-Star
- 2011..... Arizona Fall League All-Prospect Team
- 2011..... Arizona Fall League Rising Star
- 2011..... Texas League Player of the Year
- 2011..... Texas League All-Star (post-season)
- 2011..... Texas League All-Star (mid-season)
- 2010..... MiLB.com Organization All-Star
- 2010..... Midwest League All-Star (post-season)
- 2010..... Midwest League All-Star (mid-season)

2016

Tied for first among MLB pinch hitters in doubles (5)...Also ranked among MLB pinch hitters in RBI (2nd, 13), slugging percentage (4th, .703), home runs (T5th, 3), hits (T6th, 12), and batting average (6th, .324)...Hit his second career walk-off home run, a 16th inning homer on July 22 vs. LAD (Norris)...Hit .333 (27-for-81) with runners in scoring position...Fifteen of his last 24 hits were extra-base hits (8 2Bs, 7 HR)...Seven of his 16 homers tied or gave St. Louis the lead...Reached base safely in 21 straight games (5/17-6/10)...Missed 19 games with right shoulder inflammation (8/10-9/1)...Hit a home run into the Allegheny River on Sept. 6 at PIT, joining Jim Edmonds, J.D. Drew, Colby Rasmus and Matt Carpenter as Cardinals to accomplish the feat at PNC Park.

2015

Missed 91 games with a right quadriceps tear that required surgery on May 29 (Dr. Dave King)...Four of his five home runs came before his stint on the DL...St. Louis went 5-0 in games he had a home run...Was 6-for-16 (.375) as a pinch hitter...Hit his fourth career pinch-hit homer on Sept. 13 at CIN...Was reinstated from the DL on Sept. 10.

2014

Led the Cardinals and ranked 14th in the National League with a .288 batting average, ranking 14th in the N.L...Recorded five triples, the most by a Cardinals first baseman since Keith Hernandez (6) in 1982...Ranked third on team with 54 extra base hits and 41 multi-hit games...Recorded single-season highs in doubles (34), RBI (68), walks (26), intentional walks (5), runs (55) and hits (152)...Homered in a team-high three straight games June 13-15 vs. WSH...Hit his first career walk-off home run on July 7 vs. PIT...Started all nine Postseason games at first base...Hit decisive three-run home run in Game 4 (7th inning) to give Cards a 3-2 win and Division Series win...Hit a go-ahead solo home run in Game 2 (8th inn.) of the NLCS vs. SFG...He and Brian Jordan (1996) are the only Cardinals players in franchise history to hit two go-ahead HRs in the seventh inning or later in the same Postseason...Two of his three home runs in the Postseason came off of left-handed pitchers.

2013

Made his first Opening Day roster...Ranked third on the team with 17 HR...Nine of his 17 home runs came with two-strikes, most on STL and tied for eighth in NL...Averaged 17.61 AB/HR, ranking sixth in the NL (min. 250 AB)...Led MLB in pinch-hitting batting average (.314) and the NL in PH slugging (.600)...Had three pinch-hit home runs, one shy of STL season record...Hit a career-best eight home runs in September, third-most in MLB, and slugged .609 (5th, NL)...His multi-HR game on Sept. 4 at CIN was the first time a Cardinals player hit two extra inning HRs (14th, 16th) and he became the first player in MLB history with two HR after the 14th inning...Played in his first MLB Postseason and started at first base in 15 of 16 games as the Cardinals advanced to the World Series.

2012

Spent the majority of the season with Triple-A Memphis, but made his Major League debut on May 20 at LAD...Led Memphis in home runs (18), ranked fourth in doubles (22), and fifth in RBI (50)...Had his contract purchased from Memphis on May 20 and played in 27 games with St. Louis...Clubbed his first Major League home run on May 27 vs. PHI, a solo shot in the sixth inning off Chad Qualls...Was optioned to Memphis on June 21 where he spent rest of the season.

2011

Named the Cardinals Minor League Player of the Year and was selected as Texas League Player of the Year...Was one of only two players in the Minor Leagues to hit .300, club 30 homers and 100 RBI (Bryan LaHair, Iowa)...Named the Texas League Player of the Year, the first Cardinals minor leaguer to earn the honor since Tyrone Horne in 1998...Selected to the Texas League mid-season All-Star team and was also named a Texas League post-season All-Star...Set a Springfield single season record with 32 home runs and 101 RBI...Topped the Texas League in RBI and slugging percentage (.566), ranked sixth in batting (.300), second in homers and total bases (262) and fourth in extra-base hits (57)...Was selected to play for the Peoria Javelinas in the Arizona Fall League...Was selected to the AFL Rising Stars All-Star Game...Named as one of two Arizona Fall League Top Prospects.



ADAMS, MATT

2010

Led the Midwest League with 88 RBI, 63 extra-base hits and a .541 slugging percentage...Led all Cardinals Minor Leaguers in slugging percentage and doubles (41)...Named a Midwest League mid-season and post-season All-Star.

2009

Split the season playing 63 games between Rookie-level Johnson City and short-season Single-A Batavia...Led all Cardinals Minor Leaguers with a .355 batting average, .574 slugging percentage and .947 OPS...Hit a two-run home run in first professional plate appearance on June 23 at Kingsport.

PERSONAL

Matthew James Adams...Graduated from Philipsburg-Osceola (PA) High School...Owns several offensive career records at Osceola including batting average (.473), home runs (16), RBI (95) and doubles (28)...Garnered All-State honors as a catcher his senior season...Attended Slippery Rock (PA) University from 2007 to 2009 and holds career records for batting average (.453) and slugging percentage (.754)...Was named Pennsylvania State Athletic Conference West's Rookie of the Year in 2007 and PSAC West Player of the Year in 2009...Earned PSAC West first-team honors all three years...Named Division II All-American in 2009 (1st-team), 2008 (2nd-team) and 2007 (3rd-team)...Played for the Pittsville Dukes of the New England Collegiate Baseball League the summer of 2008.

CAREER TRANSACTIONS

2010 Selected by STL in 23rd round of the First-Year Player Draft.

2017 Acquired by ATL in exchange for INF Juan Ypez, May 20.

2017 Signed with Washington as a free agent, Dec. 22.

SIGNED BY

Brad Fidler (Cardinals)

CAREER FIELDING

YEAR / POS.	PCT.	G	PO	A	E	TC	DP
2017 / 1B	.990	59	488	29	5	522	42
2017 / LF	.926	19	25	0	2	27	0
CAREER / 1B	.992	425	3360	277	29	3666	329
CAREER / LF	.926	19	25	0	2	27	0

CAREER BESTS

SINGLE-GAME HITS	4, 7/6/14 vs. MIA
SINGLE-GAME RBI	6, 6/23/14 at COL
HITTING STREAK	10 games, 5/30/16 - 6/10/16
MULTI-HR GAMES (5)	6/29/13 at OAK (2) 9/14/13 at CIN (2) 6/23/14 at COL (2) 6/3/17 at CIN (2) 6/12/17 at WSH (2)
CAREER GRAND SLAMS (1)	6/3/17 at CIN (Feldman)
CAREER PINCH HOMERS (9)	4/9/13 vs. CIN (Arroyo) 7/6/13 vs. MIA (Dunno) 8/6/13 vs. LAD (League) 9/13/15 at CIN (Smith) 4/15/16 vs. CIN (Diaz) 5/23/16 vs. CHI (Lackey) 9/27/16 vs. CIN (Sampson) 8/19/17 vs. CIN (Wood) 8/26/17 vs. COL (Holland)
CAREER WALK-OFF HOMERS (2)	7/7/14 vs. PIT (Wilson) 7/22/16 vs. LAD (Norris)

ADAMS



RAFAEL BAUTISTA • OF



BATS: Right THROWS: Right HEIGHT: 6'2" WEIGHT: 194

BORN: 3/8/93 Santo Domingo, DOM

'18 OPENING DAY AGE: 25

MLB SERVICE: 0.037

OBTAINED: Signed as a non-drafted free agent, Jan. 3, 2012



9

BAUTISTA CAREER RECORD

YEAR	CLUB	AVG	G	AB	R	H	TB	2B	3B	HR	RBI	SH	SF	HP	BB	SO	SB	CS	OBP	SLG	OPS	E
2012	DSL Nationals	.329	67	210	38	69	83	8	3	0	25	6	3	8	27	39	47	7	.419	.395	.815	7
2013	GCL Nationals	.322	52	202	44	65	79	7	2	1	27	5	1	9	18	34	26	7	.400	.391	.791	1
2014	Hagerstown	.290	134	487	97	141	186	20	5	5	54	10	5	8	33	72	69	15	.341	.382	.723	9
2015	Potomac	.272	52	206	23	56	67	7	2	0	8	3	2	4	11	22	23	4	.318	.325	.643	4
	GCL Nationals	.313	6	16	3	5	8	0	0	1	2	0	0	0	1	0	0	0	.313	.500	.813	0
	Auburn	.273	8	33	6	9	12	3	0	0	4	0	0	0	1	7	3	0	.294	.364	.658	1
2016	Harrisburg	.282	136	543	77	153	185	12	4	4	38	8	3	8	45	94	56	10	.344	.341	.685	9
2017	Syracuse	.250	43	176	23	44	55	9	1	0	11	2	0	1	9	26	7	4	.290	.313	.603	4
	Washington	.160	17	25	2	4	4	0	0	0	0	0	0	0	2	5	0	0	.222	.160	.382	0
	GCL Nationals*	.295	13	44	7	13	17	2	1	0	3	0	0	3	5	5	2	1	.404	.386	.790	0
	MINORS TOTALS	.290	511	1917	318	555	692	68	18	11	173	34	14	41	149	300	233	48	.351	.361	.712	34
	MLB TOTALS	.160	17	25	2	4	4	0	0	0	0	0	0	0	2	5	0	0	.222	.160	.382	0

* - Rehab Assignment

CAREER

Speedy outfielder made his Major League debut in 2017...Has appeared mainly in center field (432 MiLB G), but has the ability to play right field (61 G) and left field (10 G)...Over the course of his six-year Minor League career, Bautista has collected 233 stolen bases in 281 attempts (83%)...His 233 stolen bases rank fourth in Minor League Baseball since 2012.

2017

Began the season with Triple-A Syracuse before being summoned to the Major Leagues on April 29...Recorded first MLB hit, May 6 at PHI...Enjoyed three stints with the Nationals in 2017...Appeared in right field (11 G/4 GS), center field (1 G) and left field (1 G)...Hit .259 with 11 doubles, two triples, 14 RBI, 14 walks, and 30 runs scored in 56 MiLB games...Appeared in 18 games for Gigantes del Cibao of the Dominican Winter League (.174, 3B, 3 RBI, 6 SB).

2016

Spent the entire season at Double-A Harrisburg...Set career-highs in nearly every offensive category...Recipient of the third-annual "Bob Boone Award"...Led the Eastern League in hits (153) while his 56 stolen bases tied for the most in Minor League Baseball...Ranked eighth among Nationals farmhands with a .282 batting average...Named Eastern League Player of the Week on Sept. 4.

2015

Hit .275 with 10 doubles, two triples, one homer, 14 RBI, 26 stolen bases and 32 runs scored in 66 games...Ranked tied for eighth in the Carolina League with 23 stolen bases...His 26 SB ranked fourth among Nationals farmhands.

2014

In his first full professional season, his 69 stolen bases ranked third in all of Minor League Baseball...Led the South Atlantic League and in runs scored (97).

2013

Spent the entire season with the GCL Nationals...Led all qualified Nationals Minor Leaguers and was sixth among Gulf Coast League hitters with a .322 batting average...Also ranked among GCL hitters in runs scored (1st, 44), stolen bases (T1st, 26), hits (2nd, 65), and on-base percentage (7th, .400).

2012

In his first professional season, led the Dominican Summer League with 47 stolen bases.

AWARDS AND HONORS

- 2018..... Washington's No. 15 prospect per *Baseball America*
- 2017..... Washington's No. 11 prospect per *Baseball America*
- 2016..... Washington's No. 13 prospect per *Baseball America*
- 2016..... Double-A Eastern League Player of the Week (Sept. 4)
- 2015..... Washington's No. 20 prospect per *Baseball America*
- 2014..... MiLB.com Organization All-Star
- 2014..... South Atlantic League All-Star (post-season)
- 2014..... South Atlantic League All-Star (mid-season)
- 2014..... Washington's No. 28 prospect per *Baseball America*
- 2013..... MiLB.com Organization All-Star
- 2013..... Gulf Coast League post-season All-Star

BAUTISTA

CAREER TRANSACTIONS

2012..... Signed by Washington as a non-drafted free agent, Jan. 3.

SIGNED BY

Pablo Arias (Nationals)

CAREER FIELDING

YEAR / POS.	PCT	G	PO	A	E	TC	DP
2017 / RF	1.000	11	11	0	0	11	0
2017 / CF	—	1	0	0	0	0	0
2017 / LF	—	1	0	0	0	0	0
CAREER / RF	1.000	11	11	0	0	11	0
CAREER / CF	—	1	0	0	0	0	0
CAREER / LF	—	1	0	0	0	0	0

NATIONALS PARK
COMMUNITY RELATIONS
DREAM FOUNDATION
YOUTH BASEBALL ACADEMY
FRONT OFFICE OWNERSHIP
MANAGER / COACHING STAFF
PLAYERS
IN REVIEW
HISTORY AND RECORDS
SCOUTING / RESEARCH / PLAYER DEV.
MEDIA



JOAQUIN BENOIT • RHP



BATS: Right **THROWS:** Right **HEIGHT:** 6'4" **WEIGHT:** 250

BORN: 7/26/77, Santiago, DOM

'18 OPENING DAY AGE: 40

MLB SERVICE: 15.040

OBTAINED: Signed as free agent, Feb. 21, 2018

53

BENOIT CAREER RECORD

YEAR	CLUB	W	L	ERA	G	GS	CG	SHO	SV	IP	H	R	ER	HR	HB	BB	SO	SO/9	WP	BK	BAA	
1997	GCL Rangers	3	3	2.05	10	10	1	0	0	44.0	40	14	10	0	1	11	38	7.8	1	0	.244	
1998	Savannah	4	3	3.83	15	15	1	0	0	80.0	79	41	34	8	3	18	68	7.7	3	1	.252	
1999	Charlotte	7	4	5.31	22	22	0	0	0	105.0	117	67	62	5	11	50	83	7.1	3	2	.284	
2000	Tulsa	4	4	3.83	16	16	0	0	0	82.1	73	40	35	6	4	30	72	7.9	6	0	.237	
2001	Oklahoma	9	5	4.19	24	24	1	1	0	131.0	113	63	61	14	4	73	142	9.6	7	0	.234	
	Tulsa	1	0	3.32	4	4	0	0	0	21.2	23	8	8	1	1	6	23	9.8	2	0	.264	
	Texas	0	0	10.80	1	1	0	0	0	5.0	8	6	6	3	0	3	4	7.2	0	0	.364	
2002	Oklahoma	8	4	3.56	16	16	0	0	0	98.2	74	42	39	8	7	37	103	9.4	6	0	.204	
	Texas	4	5	5.31	17	13	0	0	1	84.2	91	51	50	6	5	58	59	6.3	7	0	.272	
	Charlotte	0	0	0.00	1	1	0	0	0	5.0	1	0	0	0	0	3	8	14.1	0	0	.059	
2003	Oklahoma*	2	1	3.82	6	6	0	0	0	33.0	28	17	14	3	2	11	31	8.5	1	0	.231	
	Texas	8	5	5.49	25	17	0	0	0	105.0	99	67	64	23	3	51	87	7.5	3	1	.246	
2004	Texas	3	5	5.68	28	15	0	0	0	103.0	113	67	65	19	8	31	95	8.3	3	0	.279	
	Frisco*	0	0	0.00	1	1	0	0	0	2.0	0	0	0	0	0	0	6	27.0	0	0	.000	
2005	Oklahoma*	0	1	5.40	3	1	0	0	0	5.0	4	3	3	1	1	4	2	3.6	1	0	.235	
	Texas	4	4	3.72	32	9	0	0	0	87.0	69	39	36	9	2	38	78	8.1	1	0	.212	
	AZL Rangers	0	0	0.00	1	1	0	0	0	2.0	0	0	0	0	0	1	4	18.0	0	0	.000	
2006	Texas	1	1	4.86	56	0	0	0	0	79.2	68	49	43	5	3	38	85	9.6	3	0	.224	
2007	Texas	7	4	2.85	70	0	0	0	6	82.0	68	28	26	6	2	28	87	9.6	3	0	.235	
2008	Texas	3	2	5.00	44	0	0	0	1	45.0	40	28	25	6	0	35	43	8.6	3	0	.223	
	Frisco*	0	0	16.20	3	1	0	0	0	1.2	4	3	3	0	1	4	2	10.8	2	0	.500	
	Oklahoma*	1	0	0.00	2	0	0	0	0	3.0	1	0	0	0	0	0	3	9.0	0	0	.111	
2010	Durham	0	1	2.79	8	0	0	0	2	9.2	8	3	3	2	0	3	17	15.8	0	0	.216	
	Tampa Bay	1	2	1.34	63	0	0	0	1	60.1	30	10	9	6	0	11	75	11.2	1	0	.147	
2011	Detroit	4	3	2.95	66	0	0	0	2	61.0	47	22	20	5	2	17	63	9.3	3	0	.218	
2012	Detroit	5	3	3.68	73	0	0	0	2	71.0	59	31	29	14	1	22	84	10.7	2	0	.228	
2013	Detroit	4	1	2.01	66	0	0	0	24	67.0	47	15	15	5	1	22	73	9.8	2	0	.197	
2014	San Diego	4	2	1.49	53	0	0	0	11	54.1	28	10	9	3	1	14	64	10.6	3	1	.151	
2015	San Diego	6	5	2.34	67	0	0	0	2	65.1	36	17	17	7	2	23	63	8.7	2	0	.159	
2016	Seattle	1	1	5.18	26	0	0	0	0	24.1	20	16	14	4	1	15	28	10.4	1	0	.215	
	Toronto	2	0	0.38	25	0	0	0	1	23.2	17	1	1	1	1	0	9	24	9.1	0	0	.205
2017	Philadelphia	1	4	4.07	44	0	0	0	2	42.0	32	19	19	5	0	16	43	9.2	0	0	.206	
	Pittsburgh	0	2	7.56	8	0	0	0	0	8.1	11	9	7	2	1	6	3	3.2	1	0	.324	
MINORS TOTALS		39	26	3.92	132	118	3	1	2	624.0	565	301	272	48	35	251	602	8.7	32	3	.240	
MLB TOTALS		58	49	3.83	764	55	0	0	53	1068.2	883	485	455	129	32	437	1058	8.9	38	2	.223	

* - Rehab Assignment

CAREER BATTING RECORD

YEAR	CLUB	AVG	G	AB	R	H	TB	2B	3B	HR	RBI	SH	SF	HP	BB	SO	SB	CS	OBP	SLG	OPS	E
2017	PHI/PIT	---	0	0	0	0	0	0	0	0	0	0	0	0	0	0	0	0	---	---	---	0
MLB TOTALS		.000	86	9	1	0	0	0	0	0	0	0	0	0	4	0	0	0	.000	.000	.000	4

2010 POSTSEASON

RD.	CLUB, OPP.	W	L	ERA	G	GS	CG	SHO	SV	IP	H	R	ER	HR	HB	BB	SO	SO/9	WP	BK	BAA
ALDS	TBR vs. TEX	1	0	0.00	3	0	0	0	0	3.2	0	0	0	0	0	0	3	7.4	0	0	.000
TOTALS		1	0	0.00	3	0	0	0	0	3.2	0	0	0	0	0	0	3	7.4	0	0	.000

2011 POSTSEASON

RD.	CLUB, OPP.	W	L	ERA	G	GS	CG	SHO	SV	IP	H	R	ER	HR	HB	BB	SO	SO/9	WP	BK	BAA
ALDS	DET vs. NYG	0	0	2.45	2	0	0	0	0	3.2	4	1	1	1	0	1	6	14.7	0	0	.267
ALCS	DET vs. TEX	0	0	0.00	3	0	0	0	0	4.0	0	0	0	0	0	2	3	6.8	0	0	.000
TOTALS		0	0	1.17	5	0	0	0	0	7.2	4	1	1	1	0	3	9	10.6	0	0	.160

2012 POSTSEASON

RD.	CLUB, OPP.	W	L	ERA	G	GS	CG	SHO	SV	IP	H	R	ER	HR	HB	BB	SO	SO/9	WP	BK	BAA
ALDS	DET vs. OAK	0	0	6.00	3	0	0	0	0	3.0	4	2	2	1	0	1	2	6.0	1	0	.308
ALCS	DET vs. NYY	0	0	0.00	1	0	0	0	0	0.2	1	0	0	0	0	0	0	0.0	0	0	.333
WS	DET vs. SFG	0	0	0.00	2	0	0	0	0	1.2	1	0	0	0	0	0	3	16.2	1	0	.167
TOTALS		0	0	3.38	6	0	0	0	0	5.1	6	2	2	1	0	1	5	8.4	2	0	.273

2013 POSTSEASON

RD.	CLUB, OPP.	W	L	ERA	G	GS	CG	SHO	SV	IP	H	R	ER	HR	HB	BB	SO	SO/9	WP	BK	BAA
ALDS	DET vs. OAK	0	0	5.40	3	0	0	0	2	3.1	3	2	2	0	1	1	6	16.2	0	0	.231
ALCS	DET vs. BOS	0	0	7.71	3	0	0	0	1	2.1	4	2	2	1	0	0	4	15.4	0	0	.364
TOTALS		0	0	6.35	6	0	0	0	3	5.2	7	4	4	1	1	1	10	15.9	9	9	.292

CAREER

A veteran of 16 Major League seasons signed with the Nationals approximately one week into 2018 Spring Training...He enters 2018 having appeared in 764 games in 16 Major League seasons, posting a 58-49 record with a 3.83 ERA...He has fanned nearly a batter per inning (8.9 SO/9.0 IP) over his Major League career.

2017

Spent the season with the Philadelphia Phillies and Pittsburgh Pirates...With the Phillies, he struck out more than a batter per inning (43 SO/42.0 IP) while posting a 4.07 ERA in 44 games out of Philadelphia's bullpen...He recorded 12 holds and converted two saves...He was acquired by Pittsburgh at the non-waiver trade deadline and appeared in eight games through the end of the season (0-2, 7.56 ERA).

2016

Began the season with Seattle...Earned the win in his Mariners debut, April 6 at TEX...Went 1-0, 2.70 ERA (3 ER/10.0 IP) with 10 strikeouts over his first 10 games...Was on the 15-day DL with right shoulder inflammation, April 22-May 16...Was traded to Toronto on July 26...Posted a 0.38 ERA (1 ER/23.2 IP) in 25 appearances for the Blue Jays, tied for the lowest ERA by any ML reliever from 7/24-end of season (other: BAL's Zach Britton)...On Sept. 26 at NYY, suffered a tear in his left calf after coming out from the bullpen when the benches cleared in the second inning.

2015

Spent the season with San Diego...Ranked 1st among all NL relievers in OPP AVG (.159) and 10th in ERA (2.34)...Held right-handed batters to a .144 AVG (15-for-104), the 3rd-lowest in club history...Held right-handed batters hitless for 41 consecutive at-bats from 5/3-7/2, the longest streak by a Major League pitcher all season...In final 55 appearances from May through the end of the season, he posted a 1.99 ERA (12 ER, 54.1 IP) while limiting opponents to a .149 AVG...Posted a 2.28 ERA (7 ER, 27.2 IP) with 30 SO in 28 games before the All-Star break and a 2.39 ERA (10 ER, 37.2 IP) with 33 SO in 39 games after the break.

2014

Finished with the 2nd-lowest ERA among all NL relievers and 7th in MLB (1.49)...Held opponents to a .151 AVG (28-for-186), the 2nd-lowest in Padres franchise history (Tim Lincecum, .137 in 1996)...Recorded 11 saves in 12 opportunities (91.7%)...Was one of three Major League pitchers with 10 or more saves and 15 or more holds...Posted a 0.57 ERA (1 ER, 15.2 IP) in 15 appearances after the All-Star break...Had a 0.84 ERA at Petco Park, the 3rd-best home mark in club history (min. 30.0 IP).

2013

Collected a career-best 24 saves...Ranked 5th among all AL relievers in save percentage (92.3%, 24-for-26), 9th in ERA (2.01) and 10th in opp. AVG (.197)...Converted 22 consecutive save opportunities from 4/17-9/19...Posted a 1.06 ERA (4 ER, 34.0 IP) in 31 appearances on the road.

2012

Tied for 6th among all AL relievers in SO (84), T-7th in games (73) and T-9th in wins (5)...Averaged 10.6 SO/9.0 IP...Allowed 1 HR through his first 35 games (35.0 IP)...Had a 4-game win streak, from 8/17-9/27...Posted a 2.25 ERA (10 ER, 40.0 IP) in 40 appearances before the All-Star break and a 5.52 ERA (19 ER, 31.0 IP) in 33 games after.

2011

Spent the entire season with DET...Held right-handed batters to a .184 AVG (19-for-103)...Did not allow an earned run over his final 22 games of the season (22.0 IP) from 8/3-9/27...Went 2-3, 4.24 ERA (16 ER, 34.0 IP) in 39 games before the All-Star break and 2-0, 1.33 ERA (4 ER, 27.0 IP) in 27 appearances after the break.

2010

Led all AL relievers in ERA (1.34), opp. AVG (.147) and H/9.0 IP (4.48); also finished 2nd in BB/9.0 IP (1.64) and SO/BB (6.82), 3rd in SO/9.0 IP (11.19) and 5th in SO (75)...Began the season with Triple-A Durham...Appeared in 8 games before having his contract selected on 4/29...Posted a 0.65 ERA (2 ER, 27.2 IP) in 29 games before the All-Star break and a 1.93 ERA (7 ER, 32.2 IP) in 34 appearances after the break.

2009

Missed the entire season after undergoing surgery to repair a torn right rotator cuff on 1/27 (Dr. Timothy Kremcheck).

2008

Appeared in 44 games for Texas...Was on the 15-day DL from 7/3-8/5 (right shoulder inflammation); made 3 rehab appearances for Double-A Frisco and 2 for Triple-A Oklahoma...Posted a 2.79 ERA (3 ER, 9.2 IP) in 10 appearances after the All-Star break.



BENOIT, JOAQUIN

2007

Named Rangers Pitcher of the Year by the local BBWAA chapter...Finished 2nd among all AL relievers in SO (87), T-2nd in wins (7) and 3rd in innings (82.0 IP)...Held LHH to a .172 AVG (23-134).

2006

In his first full season as a reliever, finished 7th among all AL relievers in innings (79.2) and SO (85)...Did not allow an ER in 10 consecutive appearances, 4/21-5/10 (9.1 IP)...Posted a 5.52 ERA (38 ER, 62.0 IP) over his final 39 games of the season (5/16-9/27).

2005

Began the season on the DL (right shoulder tendinitis); made 3 rehab appearances for Oklahoma...Activated on 5/2...Went 2-0, 1.30 ERA (6 ER, 41.2 IP) in 23 relief appearances, as opposed to 2-4, 5.96 ERA (30 ER, 45.1 IP) in 9 starts...Was on the 15-day DL with right elbow tendinitis, 6/9-27; made 1 rehab appearance for the Rookie-level Arizona League Rangers...Posted a 0.83 ERA (2 ER, 21.2 IP) in 10 games before the All-Star break and a 4.68 ERA (34 ER, 65.1 IP) in 22 appearances (9 GS) after.

2004

Made his first Opening Day roster with TEX...Split the season between the rotation and bullpen...Posted a 3.90 ERA (12 ER, 27.2 IP) in 13 relief appearances and a 6.33 ERA (53 ER, 75.1 IP) in 15 starts...Was on the DL, 8/23-9/6 (right shoulder tendinitis); appeared in 1 rehab game for Double-A Frisco.

2003

Began the season with Triple-A Oklahoma...Was recalled on 5/2 and spent the remainder of the season in the Major Leagues...Was on the DL from 6/1-21 with right elbow inflammation.

2002

Split the season between Triple-A Oklahoma and Texas...Led all PCL starters in opp. AVG (.204) and finished 2nd in SO/9.0 IP (9.40)...Earned his first Major League win on 5/9 vs. CWS...Named PCL Pitcher of the Week, 6/10-16.

2001

Spent most of the season with Triple-A Oklahoma...Finished 2nd among PCL starters in SO/9.0 IP (9.76)...Was recalled by Texas on 8/8 and made his Major League debut that night vs. DET, starting against Nate Cornejo; both Benoit and Cornejo made their Major League debuts, marking the first time two pitchers started against each other in debuts since 8/21/90 (MIN Paul Abbott vs KC Jim Campbell)...Earned PCL Pitcher of the Week honors for the week of 8/27-9/3...Following the season he was named the 7th-best prospect in the Texas organization and 15th-best prospect in the PCL by *Baseball America*.

2000

Was limited to just 16 starts with Double-A Tulsa due to a right shoulder injury...Was on the 7-day DL from 5/2-6/20 with right shoulder discomfort...Appeared in 8 games with Grand Canyon in the Arizona Fall League (2-2, 1.91 ERA, 7 ER, 33.0 IP)...Named the 5th-best prospect in the Texas organization by *Baseball America* following the season.

1999

Spent the entire season with Single-A Charlotte...Tied for the team lead in starts (22) and finished 2nd in strikeouts (83).

1998

Was limited to just 15 starts with Single-A Savannah due to two separate stints on the DL: a tender right elbow (6/1-7/20) and right shoulder tightness (8/5-end of season).

1997

Spent the entire season with the Gulf Coast League Rangers...Tossed 8.0 scoreless innings to earn the win in his only start during the GCL playoffs...Named the 6th-best prospect in the Texas organization following the season by *Baseball America*.

PERSONAL

Joaquin Antonio Benoit...Pronounced Wah-KEEN Ben-WAH...Has one daughter, Jacklyn... Won the 2010 Tony Conigliaro Award, an honor presented each year to a major league player who has overcome adversity through the attributes of spirit, determination and courage.

CAREER TRANSACTIONS

1996 Signed with TEX as a non-drafted free agent, May 20.
 2010 Signed with TBR as a Minor League free agent, Feb. 15.
 2010 Signed with DET as a free agent, Nov. 28.
 2013 Signed with SDP as a free agent, Dec. 28.
 2015 Acquired by SEA in exchange for RHP Enyel De Los Santos and INF Nelson Ward, Nov. 12.
 2016 Acquired by TOR in exchange for RHP Drew Storen and cash considerations, July 26.
 2016 Signed with PHI as a free agent, Dec. 6.
 2017 Acquired by PIT in exchange for RHP Seth McGarry, July 31.
 2018 Signed with Washington as a free agent, Feb. 21.

SIGNED BY

Omar Minaya (Rangers)

CAREER FIELDING

YEAR / POS.	PCT	G	PO	A	E	TC	DP
2017 / P	1.000	52	1	5	0	6	0
Career / P	.972	764	48	93	4	145	5

CAREER BESTS

LONGEST START..... 7.1 IP, 8/07/02 at DET
 WINNING STREAK..... None
 MOST SINGLE-GAME K'S..... 8, 2x; Last: 6/22/03 vs. HOU
 CAREER 10-K GAMES..... None
 HOME RUNS HIT..... None

BENOIT

REID BRIGNAC • INF

Instagram: @reidbrignac
Twitter: @reidbrignac



BATS: Left THROWS: Right HEIGHT: 6'3" WEIGHT: 197

BORN: 1/16/86 St. Amant, LA

'18 OPENING DAY AGE: 32

MLB SERVICE: 4.028

OBTAINED: Signed as a Minor League free agent, Jan. 29, 2018



BRIGNAC CAREER RECORD

YEAR	CLUB	AVG	G	AB	R	H	TB	2B	3B	HR	RBI	SH	SF	HP	BB	SO	SB	CS	OBP	SLG	OPS	E
2004	Charleston	.500	3	14	3	7	8	1	0	5	0	0	0	0	1	2	0	0	.533	.571	1.104	1
	Princeton	.361	25	97	16	35	46	4	2	1	25	0	2	1	9	10	2	1	.413	.474	.887	10
2005	Southwest Michigan	.264	127	512	77	135	213	29	2	15	61	4	5	4	40	131	5	5	.319	.416	.735	31
2006	Visalia	.326	100	411	82	134	229	26	3	21	83	2	3	4	35	82	12	6	.382	.557	.939	27
	Montgomery	.300	28	110	18	33	52	6	2	3	16	0	1	3	7	31	3	0	.355	.473	.828	5
2007	Montgomery	.260	133	527	91	137	228	30	5	17	81	1	10	3	55	94	15	5	.328	.433	.761	22
2008	Durham	.250	97	352	43	88	145	26	2	9	43	1	6	2	25	93	5	2	.299	.412	.711	12
	Tampa Bay	.000	4	10	1	0	0	0	0	0	0	0	0	0	1	5	0	0	.091	.000	.091	2
2009	Durham	.282	96	415	51	117	173	28	2	8	44	3	5	3	27	69	5	5	.327	.417	.744	15
	Tampa Bay	.278	31	90	10	25	40	8	2	1	6	0	0	0	3	20	2	2	.301	.444	.745	2
2010	Tampa Bay	.256	113	301	39	77	116	13	1	8	45	0	2	3	20	77	3	3	.307	.385	.692	9
2011	Tampa Bay	.193	92	249	18	48	55	4	0	1	15	4	0	1	10	63	3	1	.227	.221	.448	7
	Durham	.231	11	39	7	9	16	2	1	1	4	2	0	0	7	6	0	1	.348	.410	.758	1
2012	Tampa Bay	.095	16	21	1	2	2	0	0	0	1	0	0	0	1	5	0	0	.136	.095	.231	1
	Durham	.231	99	346	45	80	122	14	2	8	46	4	2	3	45	79	3	3	.323	.353	.676	10
2013	Colorado	.250	29	48	4	12	18	3	0	1	6	2	0	0	3	13	0	0	.294	.375	.669	3
	Colorado Springs	.230	48	165	25	38	52	8	0	2	11	2	2	4	20	33	2	1	.325	.315	.640	10
	New York (AL)	.114	17	44	1	5	6	1	0	0	0	0	0	0	1	17	0	0	.133	.136	.269	0
2014	Lehigh Valley	.266	36	128	23	34	59	8	1	5	21	2	3	0	16	31	3	0	.340	.461	.801	3
	Philadelphia	.222	37	81	4	18	28	5	1	1	10	1	0	0	9	33	1	1	.300	.346	.646	0
	Clearwater *	.500	3	8	0	4	5	1	0	0	1	0	0	0	2	1	0	0	.600	.625	1.225	1
2015	New Orleans	.268	93	347	38	93	130	20	1	5	37	4	3	2	42	62	3	1	.348	.375	.723	3
	Miami	.077	17	13	2	1	0	0	0	0	0	1	0	0	3	5	0	0	.250	.077	.327	0
2016	Gwinnett	.264	102	363	56	96	143	21	1	8	42	3	2	4	52	91	6	3	.361	.394	.755	7
	Atlanta	.207	13	29	3	6	8	2	0	0	1	0	0	0	0	8	0	0	.207	.276	.483	1
2017	Fresno	.251	110	387	53	97	159	17	3	13	52	1	4	4	41	116	4	1	.326	.411	.737	11
	MINORS TOTALS	.269	1111	4221	628	1137	1780	241	27	116	572	29	48	37	424	931	68	34	.338	.422	.760	169
	MLB TOTALS	.219	369	886	83	194	274	36	4	12	84	8	2	4	51	246	9	7	.264	.309	.573	258

* - Rehab Assignment

2010 POSTSEASON

RD.	CLUB, OPP	AVG	G	AB	R	H	TB	2B	3B	HR	RBI	SH	SF	HP	BB	SO	SB	CS	OBP	SLG	OPS	E
ALDS	TBR vs. TEX	.000	2	3	0	0	0	0	0	0	0	0	0	0	0	3	0	0	.000	.000	.000	0
TOTALS		.000	2	3	0	0	0	0	0	0	0	0	0	0	0	3	0	0	.000	.000	.000	0

2011 POSTSEASON

RD.	CLUB, OPP	AVG	G	AB	R	H	TB	2B	3B	HR	RBI	SH	SF	HP	BB	SO	SB	CS	OBP	SLG	OPS	E
ALDS	TBR vs. TEX	.000	3	1	0	0	0	0	0	0	0	0	0	0	1	0	0	0	.500	.000	.500	0
TOTALS		.000	3	1	0	0	0	0	0	0	0	0	0	0	1	0	0	0	.500	.000	.500	0

CAREER

Versatile utility infielder with nine seasons of Major League experience joins the Nationals on a Minor League contract with an invite to 2018 Spring Training... Has appeared in Major League games at shortstop (207 G), second base (82 G), third base (39 G), left field (2 G) and right field (2 G)...Appeared in 256 games with the Tampa Bay Rays while current Nationals Manager Dave Martinez served as the club's bench coach.

2017

Spent the season with Triple-A Fresno...Clubbed 13 home runs, his most in a season since 2007...Signed with the Astros as a Minor League free agent with an invite to 2017 Spring Training.

AWARDS AND HONORS

- 2010..... Tampa Bay's No. 5 prospect per *Baseball America*
- 2009..... International League All-Star (mid-season)
- 2009..... Tampa Bay's No. 4 prospect per *Baseball America*
- 2008..... International League All-Star (post-season)
- 2008..... International League All-Star (mid-season)
- 2008..... Tampa Bay's No. 5 prospect per *Baseball America*
- 2007..... Arizona Fall League All-Prospect Team
- 2007..... Arizona Fall League Rising Star
- 2007..... Tampa Bay's No. 3 prospect per *Baseball America*
- 2006..... Tampa Bay's Minor League Player of the Year
- 2006..... California League Most Valuable Player
- 2006..... California League All-Star (post-season)
- 2006..... California League All-Star (mid-season)
- 2005..... Midwest League All-Star (mid-season)

BRIGNAC, REID**2016**

Spent a majority of the season with Triple-A Gwinnett (102 games) while making 13 appearances with the Braves...Opened the season with the Gwinnett Braves where he batted .325 in 21 games, before being selected to the Atlanta Braves roster on May 2...Remained with the Braves until he was designated for assignment on May 26...Accepted an assignment with Gwinnett on May 30, where he remained through the remainder of the season...Made his career pitching debut while with Gwinnett on June 4 at Durham...Allowed one run in 0.0 innings in the 10th innings, taking the loss.

2015

Spent his 12th professional campaign with the Miami organization, and the majority of the season with the Triple-A New Orleans...Opened the season with the Zephyrs and played in three games before joining Miami on April 13...Played in 17 games for the Marlins from April 13 through May 7... Was designated for assignment on May 8, and outrighted off the 40-man roster on May 11...On April 27, served as a pinch-runner for Miami in the bottom of the eighth inning (scored a run) after playing in New Orleans' afternoon affair as a defensive replacement...Opened and closed out the season strong posting a .320 average with six doubles, one home run, 17 runs and a .413 on-base percentage through his first 27 contests (April 9-June 18) with New Orleans.

2014

Made 37 appearances with Philadelphia...Opened the campaign with Triple-A Lehigh Valley prior to having his contract selected on May 9...In the final game prior to his call-up, went 2-for-5 with two homers and six RBI at Charlotte...Made his first appearance with the Phillies on May 9...Delivered his second career walk-off hit (double) in his first start with Phillies, May 30 vs NYM...Connected on his second-career walk-off homer on June 11 vs. SD, a three-run shot in the bottom of the ninth...The blast was his first walk-off homer since Sept. 13 vs. NYY.

2013

Appeared with both the Rockies (29 games) and Yankees (17 games)...Opened the season with Colorado before being acquired by the Yankees in exchange for cash considerations on May 17...Re-signed with the Rockies as a Minor League free agent on June 28...Appeared in 48 games with Triple-A Colorado Springs to close the season.

2012

Made his third Opening Day roster with Tampa Bay, yet appeared in just 16 games with the Rays over two stints...Made eight appearances with Tampa Bay before being optioned to Triple-A Durham on April 20...Returned to the Rays on Sept. 1, and appeared in eight games to close the season.

2011

Was the Rays Opening Day shortstop and appeared in 92 games with over the entirety of the season...Was optioned to Triple A Durham on July 22... Spent 11 games with the Bulls...Was on the Rays' Division Series roster against Texas and made one start against the Rangers...Appeared as defensive replacement in first two games of series.

2010

Spent his entire rookie campaign with Tampa Bay, appearing at second base, shortstop and right field...Posted career highs in games (113), at-bats (301), hits (77), doubles (13), homers (8), RBI (45) and walks (20)...Tied for the American League lead with seven pinch hits (also Willy Aybar and Jim Thome)...Among AL rookies, ranked third with 45 RBI...Posted his only career multi-home run game on July 18 vs. NYY...Also drove in career-high five RBI in that contest...Appeared in two games of the Rays Division Series against Texas, including a start at shortstop in Game 4 in Arlington.

2009

Had three stints with the Tampa Bay Rays over the course of the season...Collected his first Major League hit on May 22 at FLA (single off Renyel Pinto)...Drove in his first career run on May 25 at CLE...Went 4-for-4 with two doubles, one home run and three RBI on Sept. 14 at BAL, tying the club rookie record for hits and extra-base hits (3) in a single game...Rated the organization's 'Best Defensive Infielder' by *Baseball America*, as well as the 'Best Defensive Shortstop' in the IL for the second straight season.

2008

Spent a majority of his season with Triple-A Durham...Had his contract selected by Tampa Bay on July 3, and made his Major League debut as the starting shortstop the following day vs. KC...Made four appearances with the Rays...Was named as an International League All-Star prior to his Major League promotion.

2007

Spent the entire season with Double-A Montgomery...Led the Southern League in runs (91), total bases (228) and extra-base hits (52), while finishing third in RBI (81) and fifth in hits (137).

2006

Split the season between Class A Visalia and Double A Montgomery, earning Tampa Bay's Minor League Player of the Year honors after combining to hit .321 with 24 home runs and 99 RBI...Also garnered California League MVP and CAL Rookie of the Year honors...Ranked in the Top 10 among all minor leaguers with 167 hits (6th), 281 total bases (6th) and 100 runs (9th).

2005

Spent the season with the Single-A Southwest Michigan Devil Rays, in what was his first full season as a professional...Selected to the Midwest League All-Star team after leading Southwest Michigan in home runs (15) and RBI (29).

2004

Made his professional debut with Rookie-level Princeton.

PERSONAL

Reid Michael Brignac...Graduated from St. Amant (LA) High School...He and his wife, Lauren have one son, Reid Jr.

CAREER TRANSACTIONS

- 2004..... Selected by TBR in the second round of the First-Year Player Draft
- 2013..... Acquired by COL in exchange for a player to be named later, Feb. 14.
- 2013..... Acquired by NYY from COL in exchange for cash considerations, May 17.
- 2013..... Signed by COL as a Minor League free agent, June 28.
- 2013..... Signed by PHI as a Minor League free agent, Nov. 20.
- 2014..... Signed by MIA as a Minor League free agent, Nov. 21.
- 2015..... Signed by ATL as a Minor League free agent, Oct. 23.
- 2016..... Signed by HOU Minor League free agent, Dec. 9.
- 2018..... Signed by Washington Minor League free agent, Jan. 29.

SIGNED BY

Benny Latino (Rays)

CAREER FIELDING

YEAR / POS.	PCT	G	PO	A	E	TC	DP
CAREER / SS	.975	207	225	445	17	687	94
CAREER / 2B	.979	82	88	150	5	243	21
CAREER / 3B	.957	39	18	48	3	69	4
CAREER / LF	1.000	2	1	0	0	2	0
CAREER / RF	1.000	2	1	0	0	1	0

CAREER BESTS

- SINGLE-GAME HITS.....4, 9/14/09 at BAL
- SINGLE-GAME RBI.....5, 7/17/10 at NYY
- HITTING STREAK.....6 games, 8/26/11 - 9/14/11
- MULTI-HR GAMES (1).....7/17/10 at NYY (2)
- CAREER GRAND SLAMS.....None
- CAREER PINCH HOMERS (1).....5/15/13 at CHI (Samardzija)
- CAREER WALK-OFF HOMERS (2)...9/13/10 vs. NYY (Mitre)
6/11/14 vs. SDP (Vincent)

BRIGNAC



A.J. COLE • RHP



BATS: Right **THROWS:** Right **HEIGHT:** 6'5" **WEIGHT:** 238

BORN: 1/5/92 Winter Springs, FL

'18 OPENING DAY AGE: 26

MLB SERVICE: 0.154

OBTAINED: Acquired from Oakland along with RHP Blake Treinen and a player to be named (LHP Ian Krol) in exchange for OF Michael Morse, Jan. 16, 2013

22

COLE CAREER RECORD

YEAR	CLUB	W	L	ERA	G	GS	CG	SHO	SV	IP	H	R	ER	HR	HB	BB	SO	SO/9	WP	BK	BAA
2010	Vermont	0	0	0.00	1	0	0	0	0	1.0	1	0	0	0	0	1	1	9.0	0	0	.333
2011	Hagerstown	4	7	4.04	20	18	0	0	0	89.0	87	47	40	6	2	24	108	10.9	7	0	.251
2012	Stockton	0	7	7.82	8	8	0	0	0	38.0	60	40	33	7	3	10	31	7.3	2	1	.364
	Burlington	6	3	2.07	19	19	0	0	0	95.2	78	32	22	7	4	19	102	9.6	3	1	.222
2013	Potomac	6	3	4.25	18	18	0	0	0	97.1	96	50	46	12	4	23	102	9.4	6	1	.257
	Harrisburg	4	2	2.18	7	7	0	0	0	45.1	31	13	11	3	0	10	49	9.7	1	0	.188
2014	Harrisburg	6	3	2.92	14	14	1	1	0	71.0	79	30	23	1	3	15	61	7.7	3	0	.273
	Syracuse	7	0	3.43	11	11	0	0	0	63.0	69	30	24	9	1	17	50	7.1	2	0	.283
2015	Syracuse	5	6	3.15	21	19	0	0	0	105.2	91	40	37	9	4	34	76	6.5	2	0	.227
	Washington	0	0	5.79	3	1	0	0	1	9.1	14	11	6	1	0	1	9	8.7	1	0	.341
2016	Syracuse	8	8	4.26	22	22	2	0	0	124.2	131	64	59	16	1	35	109	7.9	9	0	.266
	Washington	1	2	5.17	8	8	0	0	0	38.1	37	24	22	7	2	14	39	9.2	1	0	.248
2017	Syracuse	4	5	5.88	18	18	0	0	0	93.1	127	65	61	7	3	36	79	7.6	3	0	.330
	Washington	3	5	3.81	11	8	0	0	0	52.0	51	23	22	8	3	27	44	7.6	2	1	.262
MINORS TOTALS		50	44	3.89	159	154	3	1	0	824.0	850	411	356	77	25	224	768	8.4	38	3	.264
MLB TOTALS		4	7	4.52	22	17	0	0	1	99.2	102	58	50	16	5	42	92	8.3	4	1	.265

CAREER BATTING RECORD

YEAR	CLUB	AVG	G	AB	R	H	TB	2B	3B	HR	RBI	SH	SF	HP	BB	SO	SB	CS	OBP	SLG	OPS	E
2017	Washington	.143	11	14	0	2	2	0	0	0	0	0	0	0	2	5	0	0	.250	.143	.393	0
MLB TOTALS		.087	21	23	0	2	2	0	0	0	0	1	0	0	2	9	0	0	.160	.087	.247	1

CAREER

Tall right-hander has provided depth to Washington's starting rotation since making his debut in 2015...Has made 17 starts and five appearances out of the bullpen in his Major League career...Was dealt to Oakland in Dec. of 2012 in deal that rendered Gio Gonzalez...Was then reacquired by Mike Rizzo as Michael Morse was dealt to OAK as part of three-team trade in Jan. of 2013.

2017

Posted a career-best 3.81 ERA across four Major League stints with the Washington Nationals...Began the season with Triple-A Syracuse before being recalled on May 2...Made first MLB start of 2017 on May 6 at PHI (6.0 IP, 6 H, ER, 2 SO)...Capped 2017 strong, posting a 2.42 ERA (6 ER/22.1 IP) in his last four MLB starts...Tossed 3.2 IP of no-hit, shutout relief on Sept. 30 vs. PIT...Matched a career-high with eight strikeouts in his strongest start of the season, Aug. 25 vs. NYM (6.0 IP, 4 H, ER, 4 BB, 8 SO)...Improved his ground ball percentage to 43.3% (up from 31.9% in 2016)...Made four Minor League starts before his May 22 recall, striking out 14 and limiting opponents to two earned runs in two of his four starts...In four Triple-A starts from May 20 to June 8, went 2-1 with a 2.81 ERA (8 ER/25.2 IP)...Allowed two earned runs in four of his final six Minor League starts.

2016

Made a career-high 30 total starts (22 with Triple-A Syracuse, 8 with Washington)...Was promoted to Washington on Aug. 22... At the time of his promotion, led the Syracuse pitching staff in wins (8) and complete games (2)...In five Minor-league starts from July 16-Aug. 11, he posted a 2.80 ERA (11 ER/35.1 IP), 8.4 strikeouts per nine innings and a 5.50 strikeout-to-walk ratio (33 SO/6 BB)...Tossed at least 7.0 innings in five straight starts between Syracuse and Washington from July 22 to Aug. 22...Earned his first MLB win, Sept. 2 at NYM (6.0 IP, 3 H, ER, 2 BB, 5 SO)...Recorded a career-high eight strikeouts on two occasions, Aug. 22 vs. Baltimore and Sept. 8 vs. Philadelphia...Struck out 9.2 batters per nine innings in his first extended Major League action (39 SO/38.1 IP)... Following the season, was rated by *Baseball America* as the No. 20 prospect in the International League.

AWARDS AND HONORS

- 2017..... Washington's No. 13 prospect per *Baseball America*
- 2016..... Washington's No. 7 prospect per *Baseball America*
- 2015..... Washington's No. 6 prospect per *Baseball America*
- 2014..... Eastern League Pitcher of the Week (May 19)
- 2014..... Washington's No. 2 prospect per *Baseball America*
- 2013..... Carolina League Pitcher of the Week (June 17)
- 2013..... Carolina League Pitcher of the Week (May 6)
- 2013..... Oakland's No. 3 prospect per *Baseball America*
- 2012..... Washington's No. 4 prospect per *Baseball America*
- 2011..... Washington's No. 4 prospect per *Baseball America*



2015

Opened the season with Triple-A Syracuse before being recalled to Washington on April 28 to make his MLB debut...Made the start that night against the Atlanta Braves at Turner Field as the Nationals rallied to win, 13-12...Was optioned back to Triple-A following the game...Re-joined the Nationals in mid-May and made two relief appearances...Converted his first save, May 15 at SDP (3.0 IP, H, SO)...Struck out nine batters and issued just one walk in 9.1 Major League innings...From June 24 through the end of the Triple-A season, posted a 1.89 ERA (14 ER/66.2 IP).

2014

Went 13-3 with a 3.16 ERA in 25 combined starts between Double-A Harrisburg and Triple-A Syracuse...Made his first Triple-A start on June 28...Ranked among Nationals farmhands in wins (T1st), strikeouts (T3rd, 111) and ERA (4th)...13 wins marked a career high...Earned Double-A Pitcher of the Week honors after striking out eight in a 7.0-inning shutout over New Britain (MIN) on May 17.

2013

In successful return to the Nationals organization, posted career highs with 10 wins (tied for fourth among Nationals farmhands) and 151 strikeouts (3rd) in 142.2 innings spanning 25 combined starts with Double-A Harrisburg (7 starts) and Single-A Potomac (18 starts)...Was twice named Carolina League Pitcher of the Week...Was selected to participate in the SiriusXM All-Star Futures Game at Citi Field.

2012

Pitching for Stockton of the Single-A California League and Burlington of the Single-A Midwest League, finished 6-10 with a 3.70 ERA in 27 starts in lone season in the Athletics' chain...Posted a 5.4/1 strikeout-to-walk ratio in 19 starts with Burlington.

2011

In first full professional campaign, went 4-7 with a 4.04 ERA in 20 games/18 starts with Single-A Hagerstown (began 2011 season in Nationals' Extended Spring Training program)...Ranked among Single-A South Atlantic League leaders in strikeouts per 9.0 innings (5th, 10.9, min. 75.0 innings pitched) and strikeout-to-walk ratio (8th, 4.5/1).

2010

Signed just prior to the Aug. 16 deadline and pitched in just one game for Vermont of the short-season Single-A New York-Penn League...Participated in the Nationals' Instructional League following the 2010 season.

PERSONAL

Andrew Jordan Cole (A.J.)...Is a 2010 graduate of Oviedo (FL) High (20 miles outside of Orlando)...Signed a National Letter of Intent to pitch collegiately at the University of Miami, but signed with the Nationals just prior to the signing deadline.

COLE

CAREER TRANSACTIONS

- 2010** Selected by Washington in fourth round of First-Year Player Draft.
- 2011** Acquired by OAK with C Derek Norris, RHP Brad Peacock and LHP Tommy Milone in exchange for LHP Gio Gonzalez and RHP Robert Gilliam, Dec. 23.
- 2013** Acquired by Washington with RHP Blake Treinen and a player to be named (LHP Ian Krol, Mar. 20) in exchange for 1B/OF Michael Morse, Jan. 16.

SIGNED BY

Paul Tinnell (Nationals)

CAREER FIELDING

YEAR / POS.	PCT	G	PO	A	E	TC	DP
2017 / P	1.000	11	3	5	0	8	0
Career / P	.917	22	3	8	1	12	0

CAREER BESTS

- LONGEST START..... 7.0 IP, 8/22/16 at BAL
- WINNING STREAK..... None
- MOST SINGLE-GAME K'S..... 8, 3x; Last: 8/25/17 vs. NYM
- CAREER 10-K GAMES..... None
- HOME RUNS HIT..... None

PLAYERS

2017 IN REVIEW

HISTORY AND RECORDS

SCOUTING | RESEARCH | PLAYER DEV.

MEDIA



TIM COLLINS • LHP

 [tim_collins55](#)
 [@Timcollins55](#)



BATS: Left **THROWS:** Left **HEIGHT:** 5'7" **WEIGHT:** 170

BORN: 8/21/89 Worcester, MA

'18 OPENING DAY AGE: 28

MLB SERVICE: 5.097

OBTAINED: Signed as a Minor League free agent, Dec. 29, 2017



COLLINS CAREER RECORD

YEAR	CLUB	W	L	ERA	G	GS	CG	SHO	SV	IP	H	R	ER	HR	HB	BB	SO	SO/9	WP	BK	BAA
2007	GCL Blue Jays	0	0	4.50	7	0	0	0	0	6.0	6	3	3	0	0	2	7	10.5	0	0	.273
2008	Lansing	4	2	1.58	39	0	0	0	14	68.1	36	13	12	3	2	32	98	12.9	5	2	.156
2009	Dunedin	7	4	2.37	40	0	0	0	3	64.2	47	21	17	2	3	28	99	13.8	2	0	.199
	New Hampshire	2	3	5.68	9	0	0	0	0	12.2	12	9	8	1	0	7	17	12.1	2	0	.255
2010	New Hampshire	1	0	2.51	35	0	0	0	9	43.0	27	12	12	4	0	16	73	15.3	2	1	.174
	Mississippi	0	0	1.13	6	0	0	0	2	8.0	4	1	1	0	0	3	14	15.8	0	0	.154
	Omaha	2	1	1.33	15	0	0	0	4	20.1	9	3	3	0	0	8	21	9.3	0	0	.127
2011	Kansas City	4	4	3.63	68	0	0	0	0	67.0	52	28	27	5	2	48	60	8.1	3	0	.216
2012	Kansas City	5	4	3.36	72	0	0	0	0	69.2	55	29	26	8	2	34	93	12.0	3	0	.216
2013	Kansas City	3	6	3.54	66	0	0	0	0	53.1	49	26	21	3	0	28	52	8.8	0	0	.244
2014	Kansas City	0	3	3.86	22	0	0	0	0	21.0	18	9	9	2	2	11	15	6.4	1	0	.247
	Omaha	2	1	2.76	23	1	0	0	3	42.1	26	13	13	6	2	16	56	11.9	3	0	.177
2015										DID NOT PITCH / Injured											
2016										DID NOT PITCH / Injured											
2017	GCL Nationals	0	1	1.35	6	2	0	0	0	6.2	5	3	1	0	0	2	13	17.6	1	0	.217
	Potomac	0	0	0.00	2	0	0	0	0	2.0	0	0	0	0	0	2	2	9.0	0	0	.000
	Harrisburg	1	1	14.54	10	0	0	0	0	8.2	12	14	14	2	2	10	8	8.3	1	0	.333
	MINORS TOTALS	19	13	2.67	192	3	0	0	35	282.2	184	92	84	19	9	126	408	13.0	16	3	.184
	MLB TOTALS	12	17	3.54	228	0	0	0	0	211.0	174	92	83	18	6	121	220	9.4	7	0	.226

CAREER BATTING RECORD

YEAR	CLUB	AVG	G	AB	R	H	TB	2B	3B	HR	RBI	SH	SF	HP	BB	SO	SB	CS	OBP	SLG	OPS	E
2017																						
	MLB TOTALS	.000	10	1	0	0	0	0	0	0	0	0	0	0	0	0	0	0	.000	.000	.000	0

2014 POSTSEASON

RD.	CLUB, OPP.	W	L	ERA	G	GS	CG	SHO	SV	IP	H	R	ER	HR	HB	BB	SO	SO/9	WP	BK	BAA
ALDS	KCR vs. LAA	0	0	0.00	1	0	0	0	0	0.2	0	0	0	0	1	0	1	13.5	0	0	.000
WS	KCR vs. SFG	0	0	3.60	3	0	0	0	0	5.0	6	2	2	0	0	2	6	10.8	0	0	.286
	TOTALS	0	0	3.18	4	0	0	0	0	5.2	6	2	2	0	1	2	6	11.1	0	0	.273

CAREER

Left-handed reliever who appeared in 228 Major League games across four seasons (2011-14) with the Kansas City Royals...Pitched in four games during the 2014 Postseason, including three in the World Series...Tallied 220 strikeouts in four seasons in Kansas City, 10th-most among relievers in Royals history and the most of any left-handed reliever...Returns to the mound after undergoing two "Tommy John" surgeries (March 2015 and March 2016)...Returns to the Nationals for his second season after signing as a non-roster invite in 2017.

2017

Returned to the mound after missing two seasons...Joined the GCL Nationals in mid-July and appeared in 18 games between the GCL Nationals, Single-A Potomac Nationals and Double-A Harrisburg Senators.

2016

Underwent his second season-ending "Tommy John" surgery in late March.

2015

Missed the entire 2015 season after suffering an injury to his ulnar collateral ligament (UCL) during Spring Training with Kansas City...He underwent season-ending "Tommy John" surgery on March 11.

AWARDS AND HONORS

- 2011..... Kansas City's No. 13 prospect per *Baseball America*
- 2010..... *Baseball America* Minor League All-Star
- 2010..... Toronto's No. 19 prospect per *Baseball America*
- 2009..... Toronto's Minor League Pitcher of the Year
- 2009..... Florida State League All-Star (mid-season)
- 2009..... Toronto' No. 30 prospect per *Baseball America*
- 2008..... *Baseball America* Single-A All-Star



2014

Appeared in a career-low 22 MLB games...Was optioned to Triple-A Omaha on June 24, his first Triple-A action since 2010...Struck out 56 batters in just 42.1 innings pitched for Omaha...Posted a 2.76 ERA and three saves while holding batters to a .177 mark...Helped the Storm Chasers win the Pacific Coast League and Triple-A crowns before returning to KC on September 19...Made four Postseason appearances in 2014, including three during the World Series...Posted a 3.18 ERA, allowing two earned runs in 5.2 innings with seven strikeouts.

2013

In his third full season with the Royals, finished the season strong, going 2-1 with a 1.35 ERA (3 ER / 20.0 IP) after the break...Pitched for Team USA in 2013 World Baseball Classic, recording two scoreless relief outings...Allowed just one run over 9.0 innings in April...Compiled his best numbers outside the division, holding the rest of baseball to a 1.53 ERA (6 ER / 35.1 IP)...Finished 2013 ninth all-time among Royals relievers with 205 career strikeouts.

2012

Led American League relief pitchers with 93 strikeouts, which were also the most by a KCR left-handed reliever...Ranked fifth among all KC relievers, just 10 shy of the club record (103 by Jim York in 1971)...Posted the second-best road ERA (0.96) among Major League relievers (minimum 35.0 IP) to Oakland's Ryan Cook (0.72)...Appeared in a career-high 72 games.

2011

Tied Mike MacDougal's then-club rookie record with 68 appearances during his first season of 2011...His 68 appearances led American League rookies and were the fourth-most among MLB rookies...Opponents hit just .216 against him in 2011, the third-lowest average all-time among Royals rookies with at least 50 appearances.

2010

Began the season with Double-A New Hampshire before being acquired by Atlanta on July 14...Was traded to Kansas City two weeks later...Went 3-1 with 15 saves and a 2.02 ERA in 56 games between New Hampshire (TOR), Double-A Mississippi (ATL) and Triple-A Omaha (KCR).

2009

Went 9-7 with three saves and a 2.91 ERA in 49 games between Single-A Dunedin and Double-A New Hampshire...Was a Florida State League mid-season All-Star...Was named Toronto's Minor League Pitcher of the Year.

2008

Saved 14 games while going 4-2 with a 1.58 ERA in 39 games for Single-A Lansing.

2007

Appeared in seven games for the GCL Blue Jays during his first professional season.

PERSONAL

Timothy Michael Collins...Graduated from Worcester Technical (MA) High School, helping the team compile a 91-5 record in his four seasons... despite the success, was not selected in the 2007 First-Year Player Draft.

CAREER TRANSACTIONS

- 2007 Signed by TOR as a non-drafted free agent, July 27.
- 2010 Acquired by ATL with INF Alex Gonzalez and INF Tyler Pastornicky in exchange for SS Yunel Escobar and LHP Jo-Jo Reyes, July 14.
- 2010 Acquired by KCR with RHP Jesse Chavez and OF Gregor Blanco in exchange for RHP Kyle Farnsworth, OF Rick Ankiel and cash considerations, July 31.
- 2016 Signed with Washington as a free agent, Dec. 9.
- 2017 Signed with Washington as a Minor League free agent, Dec. 29.

SIGNED BY

J.P. Ricciardi (Blue Jays)

CAREER FIELDING

YEAR / POS.	PCT	G	PO	A	E	TC	DP
2016 / P	—	0	0	0	0	0	0
Career / P	1.000	228	6	29	0	6	0

CAREER BESTS

- LONGEST START None
- WINNING STREAK 5 games, 7/15/11 - 6/4/12
- MOST SINGLE-GAME K'S 5, 2x; Last: 5/15/12 at TEX
- CAREER 10-K GAMES None
- HOME RUNS HIT None

COLLINS



JIMMY CORDERO • RHP



BATS: Right THROWS: Right HEIGHT: 6'4" WEIGHT: 222

BORN: 10/19/91 San Cristobal, DOM

'18 OPENING DAY AGE: 26

MLB SERVICE: 0.000

OBTAINED: Acquired from Philadelphia in exchange for a player to be named (RHP Mario Sanchez), Nov. 23, 2016

52

CORDERO CAREER RECORD

YEAR	CLUB	W	L	ERA	G	GS	CG	SHO	SV	IP	H	R	ER	HR	HB	BB	SO	SO/9	WP	BK	BAA
2012	DSL Blue Jays	1	3	5.60	7	3	0	0	0	17.2	13	14	11	3	1	11	18	9.2	3	0	.203
2013	GCL Blue Jays	4	2	5.68	15	2	0	0	0	25.1	30	20	16	0	4	17	30	10.7	10	1	.280
	Bluefield	0	0	0.00	1	0	0	0	0	1.0	0	0	0	0	1	1	1	9.0	0	1	.000
2014	Lansing	3	2	3.06	25	0	0	0	0	32.1	36	17	11	2	4	20	34	9.5	14	2	.286
2015	Dunedin	0	1	2.49	15	0	0	0	1	25.1	24	8	7	2	2	6	24	8.5	2	2	.250
	New Hampshire	0	1	2.92	17	0	0	0	1	24.2	16	10	8	1	1	14	22	8.0	7	1	.182
	Reading	0	0	2.12	13	0	0	0	0	17.0	11	5	4	1	1	4	18	9.5	3	1	.193
2016	GCL Phillies	0	0	1.93	4	0	0	0	0	4.2	2	1	1	0	0	4	7	13.5	3	0	.125
	Clearwater	1	1	5.63	6	0	0	0	1	8.0	8	5	5	1	0	3	5	5.6	5	1	.267
	Reading	1	1	3.46	11	0	0	0	1	13.0	13	5	5	0	1	1	6	4.2	2	0	.265
	Lehigh Valley	0	1	27.00	1	0	0	0	0	1.1	4	4	4	0	0	2	1	6.8	1	0	.500
2017	Harrisburg	2	6	6.84	41	0	0	0	0	51.1	52	47	39	7	2	38	40	7.0	8	2	.264
MINORS TOTALS		12	18	4.51	156	5	0	0	4	221.2	209	136	111	17	17	121	206	8.4	58	11	.249

CAREER

Hard-throwing reliever has struck out nearly a batter per inning over his six-year Minor League career...Was acquired by the Nationals from Philadelphia in exchange for a player to be named, Nov. 23, 2016.

2017

Appeared in 41 games for Double-A Harrisburg in his first season in Washington's system...Went 2-6 with a 6.84 ERA in 41 games...Following the season, went 2-0 with a 1.50 ERA (2 ER/12.0 IP) and 13 strikeouts against just two walks in nine games for Mesa of the Arizona Fall League.

2016

Appeared in 22 games across four levels of Philadelphia's Minor League system, going 2-3 with two saves and a 5.00 ERA...Made his first appearance at the Triple-A level, Sept. 4 vs. Rochester (MIN).

2015

Began the season in Toronto's organization...Posted a 2.70 ERA (15 ER/50.0 IP) and recorded two saves between Single-A Dunedin and Double-A New Hampshire...Was acquired by PHI at the trade deadline, along with RHP Alberto Tirado, in exchange for OF Ben Revere... Allowed two earned runs in his first inning with Double-A Reading and then allowed just two ER over his final 16.0 innings (1.13 ERA)...Was added to PHI's 40-man roster following the season.

2014

Spent the entire season with Single-A Lansing...Posted a 0.75 ERA (1 ER/12.0 IP) in July.

2013

In his first domestic season, spent the majority of the season with the Gulf Coast League Blue Jays...Pitched in one game for Rookie-level Bluefield after being promoted on Aug. 29.

2012

Began his professional career with the Dominican Summer League Blue Jays...Appeared in seven games (three starts).

PERSONAL

Jimmy Gerard Cordero... Attended Liceo Politecnico Analilian Miranda High School in the Dominican Republic.

CORDERO

CAREER TRANSACTIONS

2012..... Signed by TOR as a non-drafted free agent, Jan 6.

2015..... Acquired by PHI with RHP Alberto Tirado in exchange for OF Ben Revere, July 31.

2016..... Acquired by Washington in exchange for a player to be named, Nov. 23.

SIGNED BY

Ismael Cruz and Jose Rosario (Blue Jays)

WILMER DIFO • INF




BATS: Switch THROWS: Right HEIGHT: 5'11" WEIGHT: 200

BORN: 4/2/92 Santiago de los Caballeros, DOM

'18 OPENING DAY AGE: 25

MLB SERVICE: 1.110

OBTAINED: Signed as a non-drafted free agent, June 3, 2010



1

DIFO CAREER RECORD

YEAR	CLUB	AVG	G	AB	R	H	TB	2B	3B	HR	RBI	SH	SF	HP	BB	SO	SB	CS	OBP	SLG	OPS	E
2010	DSL Nationals	.209	45	148	18	31	41	2	4	0	11	2	1	2	16	27	12	4	.293	.277	.570	20
2011	DSL Nationals	.297	39	145	31	43	60	4	5	1	7	1	0	3	27	20	26	8	.417	.414	.831	11
	GCL Nationals	.273	25	88	10	24	34	4	3	0	8	5	1	0	10	8	5	3	.343	.386	.729	11
2012	GCL Nationals	.263	54	198	33	52	65	7	3	0	13	0	1	2	34	35	19	5	.374	.328	.702	16
2013	Potomac	.222	6	18	2	4	5	1	0	0	1	0	0	0	2	3	0	1	.300	.278	.578	2
	Hagerstown	.220	16	50	7	11	19	2	0	2	11	0	1	0	5	13	4	1	.286	.380	.666	5
	Auburn	.217	33	120	15	26	40	3	4	1	6	2	1	3	10	17	3	2	.291	.333	.624	5
	GCL Nationals	.211	6	19	6	4	8	1	0	1	3	0	0	0	4	3	2	0	.348	.421	.769	0
2014	Hagerstown	.315	136	559	91	176	263	31	7	14	90	2	6	6	37	65	49	9	.360	.470	.830	18
2015	Potomac	.320	19	75	13	24	40	7	0	3	14	0	0	0	8	13	4	1	.386	.533	.919	2
	Harrisburg	.279	87	359	48	100	139	21	6	2	39	0	3	7	12	79	26	1	.312	.387	.699	12
	Washington	.182	15	11	1	2	2	0	0	0	0	0	0	0	2	0	0	0	.182	.182	.364	0
2016	Harrisburg	.259	104	410	59	106	145	15	3	6	41	2	2	3	34	59	28	11	.318	.354	.672	19
	Washington	.276	31	58	14	16	22	3	0	1	7	0	0	0	8	12	3	0	.276	.364	.743	2
	Syracuse	.200	1	5	0	1	1	0	0	0	0	0	0	0	2	0	0	0	.200	.200	.400	1
2017	Washington	.271	124	332	47	90	123	10	4	5	21	5	3	1	24	74	10	1	.319	.370	.689	7
	Syracuse	.175	10	40	5	7	9	2	0	0	1	0	0	0	5	6	0	0	.267	.225	.492	2
	MINORS TOTALS	.273	581	2234	338	609	869	100	35	30	245	14	16	26	204	350	178	46	.338	.389	.727	125
	MLB TOTALS	.269	170	401	62	108	147	13	4	6	28	5	3	1	32	88	13	1	.323	.367	.689	9

2016 POSTSEASON

RD.	CLUB, OPP	AVG	G	AB	R	H	TB	2B	3B	HR	RBI	SH	SF	HP	BB	SO	SB	CS	OBP	SLG	OPS	E
NLDS	WSH vs. LAD	.000	2	2	0	0	0	0	0	0	0	0	0	0	0	0	1	0	.000	.000	.000	0
TOTALS		.000	2	2	0	0	0	0	0	0	0	0	0	0	0	0	1	0	.000	.000	.000	0

2017 POSTSEASON

RD.	CLUB, OPP	AVG	G	AB	R	H	TB	2B	3B	HR	RBI	SH	SF	HP	BB	SO	SB	CS	OBP	SLG	OPS	E
NLDS	WSH vs. CHI	.000	1	1	0	0	0	0	0	0	0	0	0	0	0	0	0	0	.000	.000	.000	0
TOTALS		.000	1	1	0	0	0	0	0	0	0	0	0	0	0	0	0	0	.000	.000	.000	0

CAREER

Speedy, switch-hitting middle infielder is a product of Washington's revamped scouting efforts in the Dominican Republic...Can hit for average and power from both sides of the plate and has excelled at stealing bases throughout his professional career...Has been caught stealing just once in the big leagues (13-for-14)...Displays a strong throwing arm and versatility that has allowed him to appear at shortstop, second base, and third base as a pro...Exploded onto the scene in 2014, earning him recognition and inclusion on *Baseball America's* Top 10 Prospect List for the Nationals (No. 7), Washington's "Bob Boone Award" that year and was cited by *BA* as the "Best Defensive Infielder" among Nationals farmhands.

2017

Made his first Opening Day roster... Appeared at shortstop (57 G/52 GS), second base (24 G/13 GS), third base (6 G/6 GS) and OF (6 G/4 GS)...Was thrust into everyday duty when Trea Turner went down with a fractured wrist at the end of June...Hit .339 (56-for-165) with six doubles, three triples, three homers, 14 RBI, seven stolen bases and 31 runs scored in 43 starts in the absence of Turner...Posted a .381 OBP and a .467 SLG during that stretch...Recorded a career-best 11-game hitting streak from Aug. 5 to Aug. 16...Hit .286/.331/.401 in 74 starts in 74 starts...Hit safely in 29 of 37 starts since Aug. 5...Among shortstops with at least 450.0 innings played, ranked first in the NL (third in MLB) in *FanGraphs.com* UZR/150 (9.9)...On July 7 vs. MIL...He joined Brian Goodwin, Ryan Zimmerman and Bryce Harper in clubbing back-to-back-to-back-to-back home runs -- tying a Major League record for consecutive home runs (joining seven other clubs) and marking the first time in franchise history a Nationals or Expos team had accomplished that feat...Hit .310/.348/.500 as a righty and .258/.310/.327 as a lefty...Following the season, hit .317 (32-for-101) with five doubles, a triple, two homers, 10 RBI four stolen bases and 15 runs scored in 26 games for Aguilas Cibaenas of the Dominican Winter League.

AWARDS AND HONORS

- 2017..... Washington's No. 4 prospect per *Baseball America*
- 2016..... Washington's No. 6 prospect per *Baseball America*
- 2015..... MiLB.com Organizational All-Star
- 2015..... Washington's No. 7 prospect per *Baseball America*
- 2014..... Washington's "Bob Boone Award" winner
- 2014..... South Atlantic League MVP
- 2014..... South Atlantic League All-Star (mid-season)
- 2014..... South Atlantic League All-Star (post-season)
- 2014..... MiLB.com Organizational All-Star
- 2014..... *Baseball America* All-Star

DIFO, WILMER

2016

Enjoyed two stints with Washington...Was recalled on July 27 and appeared in 18 games before being optioned to Triple-A Syracuse...Was recalled on Sept. 6 and remained with the club through the end of the 2016 season...Clubbed his first MLB home run, Sept. 29 vs. ARI (Ray)...Recorded his first MLB RBI, Aug. 1 at ARI...Reached safely in nine of the last 10 games of the 2016 season...Recorded six hits, five walks and seven runs in that stretch (.423 on-base percentage)... Collected two hits and four walks in 14 pinch hit appearances (.429 OBP)...Appeared at second base (9 G), shortstop (5 G) and third base (3 G)...Was on Washington's Postseason roster...Hit .258 with 15 doubles, three triples, six homers, 41 RBI, 28 stolen bases and 59 runs scored in 105 games between Double-A Harrisburg and Triple-A Syracuse...Ranked fourth among Nationals farmhands and ninth in the Eastern League with 28 stolen bases...Following the season, was rated by *Baseball America* as having the "Best Infield Arm" in the Eastern League...Following the season, hit .333 with three doubles, one home run, 11 RBI, three stolen bases and nine runs scored in 14 games with Gigantes del Cibao of the Dominican Winter League.

2015

Began the season with Single-A Potomac before being promoted to Double-A Harrisburg on April 30...Was recalled from Double-A Harrisburg on May 19 and Made his MLB debut, notched first MLB hit, a sharply-struck pinch-hit single, that night vs. NYY...Hit .286 with 28 doubles, six triples, five homers, 53 RBI, 20 walks, 30 stolen bases and 61 runs in 106 games between Potomac and Harrisburg...Ranked tied for second among Nationals farmhands in stolen bases (30) and seventh in batting average (.286).

2014

Named the South Atlantic League's Most Valuable Player after leading the league with 176 hits while ranking second in total bases (263), second in stolen bases (49), fourth in RBI (90) and fourth in runs scored (91)...90 RBI were the most among Nationals farmhands, while his .315 average was good for second...Recipient of the "Bob Boone Award"...Named an Organizational All-Star by MiLB.com.

2013

Hit a combined .217 with seven doubles, four triples, four home runs 21 RBI, 21 walks and 30 runs scored in 61 games between four levels.

2012

In his first full domestic season, led the Gulf Coast League with 34 walks and ranked among hitters with 19 stolen bases (2nd) and 33 runs scored (3rd).

2011

Began the season with the DSL Nationals before being promoted to the Gulf Coast League in mid-July...His 31 stolen bases were tied for third among Nationals farmhands and were good for sixth in the DSL.

2010

Signed with the Nationals on June 3, 2010 and reported to the DSL Nationals shortly thereafter...Tied for the team lead with four triples.

PERSONAL

Wilmer Francisco Difo...Pronounced DEE-foh...Signed with the Nationals at the age of 18...Often practiced without a glove growing up...Was eventually given one by one of his mother's clients at her salon...Caught the eye of Nationals scout Modesto Ulloa after Difo volunteered to catch bullpen sessions following the workout.

DIFO

CAREER FIELDING

YEAR / POS.	PCT.	G	PO	A	E	TC	DP
2017 / SS	.976	57	76	165	6	247	24
2017 / 2B	.983	25	22	35	1	58	6
2017 / 3B	1.000	6	0	8	0	8	2
2017 / RF	1.000	3	7	0	0	7	0
2017 / CF	1.000	1	3	0	0	3	0
2017 / LF	—	2	0	0	0	0	0
CAREER / SS	.973	62	81	174	7	262	25
CAREER / 2B	.976	36	28	55	2	85	7
CAREER / 3B	1.000	9	1	11	0	12	2
CAREER / RF	1.000	3	7	0	0	7	0
CAREER / CF	1.000	1	3	0	0	3	0
CAREER / LF	—	2	0	0	0	0	0

CAREER TRANSACTIONS

2010 Signed by Washington as a non-drafted free agent, June 3, 2010.

SIGNED BY

Modesto Ulloa (Nationals)

CAREER BESTS

SINGLE-GAME HITS.....	3, 3x; Last: 7/30/17 vs. COL
SINGLE-GAME RBI.....	2, 4x; Last: 7/29/17 vs. COL
HITTING STREAK.....	11 games, 8/5/17 - 8/16/17
MULTI-HR GAMES.....	None
CAREER GRAND SLAMS.....	None
CAREER PINCH HOMERS.....	None
CAREER WALK-OFF HOMERS.....	None



61

CHRIS DOMINGUEZ • INF

@c_dominguez17
@c_dominguez15




BATS: Right THROWS: Right HEIGHT: 6'4" WEIGHT: 235

BORN: 11/22/86 Los Angeles, CA

'18 OPENING DAY AGE: 31

MLB SERVICE: 0.055

OBTAINED: Signed as a Minor League free agent, Dec. 15, 2017



DOMINGUEZ CAREER RECORD

YEAR	CLUB	AVG	G	AB	R	H	TB	2B	3B	HR	RBI	SH	SF	HP	BB	SO	SB	CS	OBP	SLG	OPS	E
2009	AZL Giants	.306	9	36	8	11	19	2	0	2	8	0	0	1	3	9	1	0	.375	.528	.903	0
2009	Salem-Keizer	.254	47	181	31	46	80	5	1	9	32	0	4	4	9	57	11	2	.298	.442	.740	8
2010	Augusta	.272	137	559	85	152	255	32	4	21	101	0	3	11	35	133	14	7	.326	.456	.782	32
2011	San Jose	.291	63	258	40	75	120	10	1	11	40	0	2	1	18	73	8	2	.337	.465	.802	13
2011	Richmond	.244	78	295	35	72	119	22	2	7	45	0	5	4	9	78	1	5	.272	.403	.675	13
2012	Richmond	.223	49	188	17	42	57	9	0	2	19	0	1	1	7	50	3	0	.254	.303	.557	4
	Fresno	.247	43	174	15	43	63	11	0	3	25	0	0	2	2	47	1	2	.264	.362	.626	5
2013	Fresno	.294	132	466	60	137	216	24	5	15	65	0	2	6	23	112	4	5	.334	.464	.798	16
2014	Fresno	.274	131	496	66	136	228	23	3	21	85	0	6	4	22	143	21	10	.307	.460	.767	16
	San Francisco	.059	8	17	1	1	4	0	0	1	2	0	0	0	1	4	0	0	.111	.235	.346	0
2015	Cincinnati	.261	14	23	2	6	12	1	1	1	3	0	0	0	0	12	0	0	.261	.522	.783	0
	Louisville	.223	96	296	32	66	112	19	0	9	36	1	2	6	16	92	5	3	.275	.378	.653	7
2016	Pawtucket	.241	77	278	35	67	122	12	2	13	39	0	5	4	11	70	7	3	.275	.439	.714	5
2017	Iowa	.284	102	359	58	102	159	22	1	11	45	0	1	10	11	102	12	2	.323	.443	.766	15
	MINORS TOTALS	.265	964	3586	482	949	1550	191	19	124	540	1	31	54	166	966	88	41	.305	.432	.737	134
	MLB TOTALS	.175	22	40	3	7	16	1	1	2	5	0	0	0	1	16	0	0	.195	.400	.595	0

CAREER

Joins the Nationals as a non-roster invitee to 2018 Spring Training...Has the ability to play third base (503 G), first base (192 G), left field (143 G), right field (57 G), and shortstop (33 G)...Can hit for power (career .432 SLG) and is efficient at stealing bases (88-for-129, 68%)...Appeared in 22 Major League games between San Francisco and Cincinnati.

2017

In lone season in Chicago's chain, hit .284 with 22 doubles, one triple, 11 homers, 45 RBI, 12 stolen bases and 58 runs scored in 102 games for Triple-A Iowa...His .284/.443/.766 slash line was his best since 2013...Recorded a .988 fielding percentage as a first baseman.

2016

In his only season in the Boston organization, he spent the entire year with Triple-A Pawtucket, batting .241 with 12 doubles and 13 homers in 77 games...Batted .344 (21-for-61) with five homers in 17 games in August...Hit .263 (30-for-114) after the All-Star Break compared to .226 (37-for-164) prior to the Break.

2015

Made his first Opening Day roster with Cincinnati and played in 14 games over two stints with the club...Spent the majority of the season with Triple-A Louisville...Led the club with 19 doubles...Batted .261 (6-for-23) with a double and home run with the Reds, including a stretch from June 11-27 in which he batted .300 (6-for-20).

2014

Spent the entire season with Triple-A Fresno before earning a September call-up with San Francisco...Tied a career-high with 21 homers and stole a career-best 21 bases...Called up to the Giants on Sept. 1 and made his MLB debut two days later at Colorado...Recorded his first-career hit, a home run off Ian Kennedy on Sept. 21 at San Diego...Became the first Fresno player to record at least 20 doubles, 20 homers, 80 RBI, and 20 stolen bases in a single season.

AWARDS AND HONORS

- 2017..... MiLB.com Organization All-Star
- 2014..... MiLB.com Organization All-Star
- 2013..... MiLB.com Organization All-Star
- 2012..... San Francisco's No. 16 prospect, per *Baseball America*
- 2011..... Eastern League Player of the Week (June 27)
- 2011..... San Francisco's No. 16 prospect, per *Baseball America*
- 2010..... South Atlantic League All-Star (post-season)
- 2010..... South Atlantic League All-Star (mid-season)
- 2010..... San Francisco's No. 18 prospect, per *Baseball America*

DOMINGUEZ, CHRIS

2013

Spent the season at Triple-A Fresno, finishing second on the team with 65 RBI and third with 15 homers in 132 games...Batted .294 with the club, his best full season mark of his career

2012

Split the season between Double-A Richmond and Triple-A Fresno...Began the season with Richmond, appearing in 49 games...Was promoted to Fresno May 31 and played in 43 games...Played 10 games for Scottsdale of the Arizona Fall League following the season, batting .317 with three homers and eight RBI.

2011

Split the season between Single-A San Jose and Double-A Richmond...Hit .291 with 22 extra-base hits and an .802 OPS in 63 games at San Jose...Joined Richmond June 16 and finished fourth on the team with 45 RBI despite only playing in 78 games.

2010

Named a South Atlantic League mid-season and postseason All-Star, leading the league with 101 RBI and finishing second in homers (21) and fifth in hits (152) for Single-A Augusta...Won the South Atlantic League All-Star Game's Home Run Derby...Batted .357 with a .438 OBP in 10 games for the Leones de Ponce of the Puerto Rican Winter League.

2009

In his first professional season, he played nine games with the Rookie-level Arizona League Giants before spending the rest of the season with short-season Single-A Salem-Keizer...Tied for the Salem-Keizer lead with nine homers in 47 games.

PERSONAL

Christopher Dominguez...Attended Gulliver Prep (FL) High School and the University of Louisville...Hit 25 home runs during his junior season at Louisville...Played for the Hyannis Mets in the Cape Cod League again in 2008...Joined Frank Thomas as the only players ever to hit three home runs in a game in the Cape Cod League...Led the Cape Cod League in home runs (10) that summer.

DOMINGUEZ

CAREER TRANSACTIONS

2005 Selected by TEX in 17th round of the First-Year Player Draft (did not sign).
 2008 Selected by COL in fifth round of the First-Year Player Draft (did not sign).
 2009 Selected by SFG in fifth round of the First-Year Player Draft.
 2015 Signed with CIN as a Minor League free agent, Feb. 10.
 2015 Signed with BOS as a Minor League free agent, Dec. 14.
 2017 Signed with CHI as a Minor League free agent, Jan. 16.
 2017 Signed with Washington as a Minor League free agent, Dec. 15

SIGNED BY

Kevin Christman (Giants)

CAREER FIELDING

YEAR / POS.	PCT	G	PO	A	E	TC	DP
CAREER / LF	1.000	8	17	0	0	17	0
CAREER / 1B	1.000	2	8	0	0	8	0
CAREER / 3B	—	1	0	0	0	0	0
CAREER / RF	1.000	1	2	0	0	2	0

CAREER BESTS

SINGLE-GAME HITS 1, Many Times
 SINGLE-GAME RBI 2, 9/21/14 at SDP
 HITTING STREAK 4 games, 6/11/15 - 6/17/15
 MULTI-HR GAMES None
 CAREER GRAND SLAMS None
 CAREER PINCH HOMERS None
 CAREER WALK-OFF HOMERS None

DRAFTED AND DEVELOPED (14)

RHP Erick Fedde (first round, 2014)
 RHP Koda Glover (8th round, 2015)
 OF Brian Goodwin (Supplemental round, 2011)
 LHP Matt Grace (8th round, 2010)
 OF Bryce Harper (1st round, 2010)
 LHP Bryan Harper (30th round, 2011)
 C Spencer Kieboom (5th round, 2009)
 3B Anthony Rendon (1st round, 2011)
 LHP Sammy Solis (2nd round, 2010)
 OF Andrew Stevenson (2nd round, 2015)
 RHP Stephen Strasburg (1st round, 2009)
 OF Michael A. Taylor (6th round, 2009)
 RHP Austin Voth (5th round, 2013)
 1B Ryan Zimmerman (1st round, 2005)

NON-DRAFTED FREE AGENT (10)

OF Rafael Bautista
 INF Wilmer Difo
 3B Kelvin Gutierrez
 1B Jose Marmolejos
 C Raudy Read
 OF Victor Robles
 RHP Jefry Rodriguez
 INF Adrian Sanchez
 C Pedro Severino
 RHP Wander Suero

ACQUIRED BY TRADE (14)

RHP Austin Adams (from LAA)
 RHP A.J. Cole (from OAK)
 RHP Jimmy Cordero (from PHI)
 LHP Sean Doolittle (OAK)
 OF Adam Eaton (from CWS)
 LHP Gio Gonzalez (from OAK)
 RHP Trevor Gott (from LAA)
 C Taylor Gushue (from PIT)
 RHP Ryan Madson (from OAK)
 INF/OF Matt Reynolds (from NYM)
 RHP Tanner Roark (from TEX)
 LHP Enny Romero (from TBR)
 RHP Joe Ross (from SDP)
 INF Trea Turner (from SDP)

FREE AGENT (7)

1B/OF Matt Adams
 RHP Shawn Kelley
 OF Howie Kendrick
 RHP Brandon Kintzler
 2B Daniel Murphy
 RHP Max Scherzer
 C Matt Wieters

MINOR-LEAGUE FREE AGENT (16)

INF Reid Brignac
 3B Chris Dominguez
 LHP Tim Collins
 RHP Brady Dragmire
 RHP David Goforth
 LHP Ismael Guillon
 RHP Edwin Jackson
 RHP Jaron Long
 RHP Roman Mendez
 LHP Tom Milone
 C Miguel Montero
 OF Ryan Raburn
 OF Moises Sierra
 RHP Chris Smith
 C Jhonatan Solano
 RHP Cesar Vargas

*As of Feb. 8

HOW THEY ARRIVED



SEAN DOOLITTLE • LHP

[@whatwould000do](https://twitter.com/whatwould000do)



BATS: Left **THROWS:** Left **HEIGHT:** 6'2" **WEIGHT:** 204

BORN: 9/26/86 Rapid City, SD

'18 OPENING DAY AGE: 31

MLB SERVICE: 5.112

OBTAINED: Acquired from Oakland with RHP Ryan Madson in exchange for LHP Jesus Luzardo, INF Sheldon Neuse, and RHP Blake Treinen, July 16, 2017

62

DOOLITTLE CAREER RECORD

YEAR	CLUB	W	L	ERA	G	GS	CG	SHO	SV	IP	H	R	ER	HR	HB	BB	SO	SO/9	WP	BK	BAA
2007	Vancouver									DID NOT PITCH											
	Kane County									DID NOT PITCH											
2008	Stockton									DID NOT PITCH											
	Midland									DID NOT PITCH											
2009	Sacramento									DID NOT PITCH											
2010	Sacramento									DID NOT PITCH / Injured											
2011	AZL Athletics	0	0	9.00	1	0	0	0	0	1.0	0	1	1	0	0	1	2	18.0	0	0	.000
2012	Stockton	0	0	0.87	6	0	0	0	0	10.1	5	2	1	0	2	2	21	18.3	0	0	.143
	Midland	0	0	0.82	8	0	0	0	1	11.0	2	2	1	0	1	4	19	15.5	0	0	.056
	Sacramento	0	0	0.00	2	0	0	0	0	3.2	1	0	0	0	0	1	8	19.6	0	0	.083
	Oakland	2	1	3.04	44	0	0	0	1	47.1	40	18	16	3	0	11	60	11.4	0	0	.227
2013	Oakland	5	5	3.13	70	0	0	0	2	69.0	53	24	24	4	2	13	60	7.8	2	2	.214
2014	Oakland	2	4	2.73	61	0	0	0	22	62.2	38	19	19	5	0	8	89	12.8	0	0	.169
2015	Stockton*	0	1	12.00	3	0	0	0	0	3.0	5	4	4	2	0	0	2	6.0	0	0	.385
	Midland*	0	0	0.00	1	0	0	0	0	1.0	1	0	0	0	0	0	0	0.0	0	0	.250
	Nashville*	0	0	3.00	6	0	0	0	0	6.0	3	2	2	0	0	0	13	19.5	0	0	.143
	Oakland	1	0	3.95	12	0	0	0	4	13.2	12	6	6	1	0	5	15	9.9	0	0	.235
2016	Oakland	2	3	3.23	44	0	0	0	4	39.0	33	14	14	6	0	8	45	10.4	1	0	.231
	Nashville*	0	0	1.50	6	0	0	0	0	6.0	4	1	1	0	1	10	15.0	0	0	0	.182
2017	Oakland	1	0	3.38	23	0	0	0	3	21.1	12	8	8	3	0	2	31	13.1	1	0	.158
	Stockton*	0	0	0.00	2	0	0	0	0	2.0	0	0	0	0	0	0	3	13.5	0	0	.000
	Nashville*	0	0	0.00	1	0	0	0	0	1.0	0	0	0	0	0	0	2	18.0	0	0	.000
	Washington	1	0	2.40	30	0	0	0	21	30.0	22	10	8	2	0	8	31	9.3	2	0	.204
MINORS TOTALS		0	1	2.00	36	0	0	0	1	45.0	21	12	10	5	3	9	80	16.0	0	0	.135
MLB TOTALS		14	13	3.02	284	0	0	0	57	283.0	210	99	95	24	2	55	331	10.5	6	0	.204

* - Rehab Assignment

CAREER BATTING RECORD

YEAR	CLUB	OPP	AVG	G	AB	R	H	TB	2B	3B	HR	RBI	SH	SF	HP	BB	SO	SB	CS	OBP	SLG	OPS	E
2017	Oakland/Washington		.000	0	0	0	0	0	0	0	0	0	0	0	0	0	0	0	0	.000	.000	.000	0
MLB TOTALS			.000	44	1	0	0	0	0	0	0	0	0	0	0	0	0	0	0	.000	.000	.000	2

2012 POSTSEASON

RD.	CLUB, OPP.	W	L	ERA	G	GS	CG	SHO	SV	IP	H	R	ER	HR	HB	BB	SO	SO/9	WP	BK	BAA
ALDS	OAK vs. DET	0	0	3.38	3	0	0	0	0	2.2	5	3	1	0	0	0	5	16.9	0	0	.385
TOTALS		0	0	3.38	3	0	0	0	0	2.2	5	3	1	0	0	0	5	16.9	0	0	.385

2013 POSTSEASON

RD.	CLUB, OPP.	W	L	ERA	G	GS	CG	SHO	SV	IP	H	R	ER	HR	HB	BB	SO	SO/9	WP	BK	BAA
ALDS	OAK vs. DET	0	1	4.15	4	0	0	0	0	4.1	3	2	2	1	0	2	6	12.5	0	0	.176
TOTALS		0	1	4.15	4	0	0	0	0	4.1	3	2	2	1	0	2	6	12.5	0	0	.176

2014 POSTSEASON

RD.	CLUB, OPP.	W	L	ERA	G	GS	CG	SHO	SV	IP	H	R	ER	HR	HB	BB	SO	SO/9	WP	BK	BAA
ALWC	OAK vs. KCR	0	0	4.50	1	0	0	0	0	2.0	2	1	1	0	0	0	0	0.0	0	0	.400
TOTALS		0	0	4.50	1	0	0	0	0	2.0	2	1	1	0	0	0	0	0.0	0	0	.400

2017 POSTSEASON

RD.	CLUB, OPP.	W	L	ERA	G	GS	CG	SHO	SV	IP	H	R	ER	HR	HB	BB	SO	SO/9	WP	BK	BAA
NLDS	WSH vs. CHI	0	0	0.00	3	0	0	0	1	3.0	1	0	0	0	0	0	4	12.0	0	0	.111
TOTALS		0	0	0.00	3	0	0	0	1	3.0	1	0	0	0	0	0	4	12.0	0	0	.111

DOOLITTLE, SEAN

CAREER

Hard-throwing left-handed reliever came to Washington via mid-July 2017 trade that helped solidify Washington's bullpen en route to the 2017 National League East Division championship...Per FanGraphs.com, he throws his fastball 87.7% of the time, averaging 95.1 mph for his career...Ranks sixth among active left-handed relievers with 10.5 strikeouts per 9.0 IP since his debut in 2012...Ranks 10th among all relievers with 1.75 walks per 9.0 IP since 2012...Began his career with the Oakland Athletics, where he began his professional career as a first baseman before converting to the relief role...Made his MLB debut in 2012 after just 17 professional games on the mound...Was named an American League All-Star in 2014.

2017

Began the season with Oakland before being acquired by Washington, along with RHP Ryan Madson, on July 16...Went 21-for-22 in save opportunities with Washington...Converted 21-of-21 SVO before his last outing, Sept. 28 vs. PIT...Went 1-0 with a 2.40 ERA, 31 strikeouts and eight walks in 30 games with Washington...The Nationals posted a 30-0 record in games he pitched following the trade...Including his first half of the season, with Oakland, ranked ninth among all MLB relievers in WHIP (0.86), and 11th in SO/BB ratio (6.25)...Was particularly tough against left-handed batters, limiting them to a .146 average (6-for-41) with one double, three walks and 14 strikeouts...Ranked second in the National League (tied for third in MLB) in saves after the All-Star break with 21, trailing only MIL's Corey Knebel (25) in the National League...Was named National League Reliever of the Month in September after posting a 1.64 ERA (2 ER/11.0 IP), 14 strikeouts, three walks and was 8-for-9 in save opportunities...From July 30 through the end of the season, ranked fourth among MLB relievers with a 1.38 ERA (4 ER/26.0 IP)...Recorded his first career Postseason save, closing out Game 2 of the NLDS as Washington won, 6-3...Also closed out the win in Game 4, but was not credited with the save as Washington won, 5-0.

2016

Was 2-3 with four saves and a 3.23 ERA in 44 games in a season shortened by a two-month stint on the disabled list with a strained left shoulder...Recorded a 5.63 strikeout-to-walk ratio, tied for ninth among American League relievers...He issued seven of his eight walks...Allowed at least one run in three of his first six appearances through April 15, then did not allow a run in 22 of his next 24 games from April 16 to June 12...Compiled a 1.33 ERA and .132 opponents batting average over that span...Made his 200th career appearance April 29 against Houston...Stranded each of his 10 inherited runners over a 24-game stretch from May 4 to Sept. 11...Did not issue a walk over his final 16 games, 14.2 innings and 61 batters faced...Recorded his fourth save of the season and the 33rd of his career on June 23 at Los Angeles (AL), setting an Oakland record for career saves by a left-handed pitcher, breaking the previous mark of 32 held by Rick Honeycutt and Paul Lindblad.

2015

Missed 121 games due to two stints on the disabled list...Began the season on the 15-day DL with a strained left rotator cuff...Was reinstated May 26 and pitched the next day against Detroit before returning to the DL May 30 retroactive to May 28 with a strained left shoulder...Went 1-0 with four saves, a blown save and a 3.95 ERA in 12 relief appearances overall...Surrendered just one home run in 13.2 innings but it was to a left-handed hitter (Calhoun, LAA on Sept. 30), which was his first against a lefty since April 28, 2013 (Davis, BAL).

2014

Took over as the A's closer in May in just his third professional season as a pitcher and saved a team-leading 22 games en route to being named an American League All-Star...Set an Athletics record for saves by a left-hander, breaking the previous mark of 17 set by Alan Embree in 2007...Had three career saves entering the season...His strikeout-to-walk ratio of 11.13 was the highest among Major League relievers and at the time, it was second highest in Athletics history (Eckersley, 18.25 in 1990) and tied for sixth highest in MLB since 1900 (min. 60.0 ip)...Averaged 1.15 walks per nine innings, which ranked third among American League relievers and fifth lowest in Athletics history at the time among pitchers with 60 or more innings...Had a career-high 26.1-inning scoreless streak from April 29 through June 27...The streak was fourth longest in Oakland history by a reliever and third longest by any AL pitcher in 2014...Issued his first walk of the season May 20 at Tampa Bay (Hanigan)...It was his first walk since Aug. 31, 2013 against Tampa Bay, snapping a 30-game, 33.0-inning, 124-batter streak without a walk...The 33.0-inning streak was second longest in Oakland history (50.1, Dennis Eckersley, Aug. 17, 1989-June 12, 1990).

2013

Went 5-5 with two saves and a 3.13 ERA in 70 relief appearances...Allowed just 2-of-32 (6.3%) inherited runners to score, which was the lowest mark in the Majors Leagues...Dating back to 1974, the first year inherited runner data is available, that was the lowest mark in Oakland history and the eighth best mark in MLB...Issued two walks April 22 at Boston, the first time he walked more than one batter in an outing in his career.

2012

Was converted to pitcher late in 2011 and had just one professional appearance on the mound entering the season...Pitched for Single-A Stockton, Double-A Midland and Triple-A Sacramento before he was promoted to Oakland June 4...Spent the rest of the season with the A's, posting a 2-1 record with a save and a 3.04 ERA in 44 appearances in his Major League debut...Was recalled from Triple-A Sacramento June 4 and made his Major League debut June 5 against Texas...Struck out the first three batters he faced...The last A's pitcher to strike out the first three batters he faced in his career was Blake Stein May 10, 1998 against Chicago...Earned his first MLB save on July 21 against New York.

2011

Missed nearly the entire season...Was placed on Sacramento's disabled list April 7 as he continued to recover from surgery on a torn left patella...While on the disabled list, he began to work out as a pitcher...Was both a pitcher and hitter in college at the University of Virginia...Was reinstated from the disabled list Aug. 29 and transferred to the A's affiliate in the Arizona Rookie League...Made his professional debut as a pitcher that day.

AWARDS AND HONORS

- 2017..... National League Reliever of the Month (Sept.)
- 2014..... American League All-Star at MIN
- 2013..... Oakland Athletics Dave Stewart Service Award
- 2012..... MiLB.com Organization All-Star
- 2011..... Oakland's No. 17 prospect, per *Baseball America*
- 2010..... Oakland's No. 10 prospect, per *Baseball America*
- 2009..... Oakland's No. 11 prospect, per *Baseball America*
- 2008..... Arizona Fall League All-Prospect Team
- 2008..... Arizona Fall League Rising Star
- 2008..... California League All-Star (mid-season)
- 2008..... Oakland's No. 17 prospect, per *Baseball America*

2010

Spent the entire season on the disabled list at Triple-A Sacramento as he recovered from knee surgery to repair a tear in his left patella tendon... Was added to the 40-man roster Nov. 19.

2009

Appeared in just 28 games in his first season at Triple-A Sacramento because of knee problems...Batted .267 with four home runs and 14 RBI...added 15 walks for a .364 on-base percentage...Did not commit an error in 24 games in right field and three at third base.

2008

Split his first full professional season between Single-A Stockton and Double-A Midland and hit a combined .286 with 40 doubles, three triples, 22 home runs and 91 RBI in 137 games...Tied for ninth in all of minor league baseball with 65 extra base hits...Led the A's farm system in hits (153) and doubles, ranked second in extra base hits and total bases (265), tied for second in runs (89), tied for third in RBI, tied for fourth in walks (63) and tied for fifth in home runs.

2007

Made his professional debut with Single-A Vancouver of the Northwest League and batted .283 with no home runs and four RBI in 13 games before he was transferred to Kane County of the Midwest League July 3...Hit .233 in with four home runs and 29 RBI in 55 games with the Cougars.

PERSONAL

Sean Robert Doolittle...Graduated from Shawnee (NJ) High School...Attended the University of Virginia and left as the school's career RBI leader (167)... Also compiled 21 wins as a pitcher, which is the best in Cavaliers history...Named ACC Player of the Year as a sophomore in 2006 and also earned All-ACC honors in 2007...Was inducted into UVA's Hall of Fame in January of 2018...Along with his wife, Eireann, is involved in numerous charities.

DOOLITTLE

CAREER TRANSACTIONS

- 2004..... Selected by ATL in 39th round of First-Year Player Draft (did not sign).
- 2007..... Selected by OAK in first round (No. 41) of First-Year Player Draft.
- 2017..... Acquired by Washinton along with RHP Ryan Madson in exchange for RHP Blake Treinen, LHP Jesus Luzardo, and INF Sheldon Neuse.

SIGNED BY

Neil Avent (Athletics)

CAREER FIELDING

YEAR / POS.	PCT	G	PO	A	E	TC	DP
2017 / P	1.000	30	1	2	0	2	0
Career / P	.929	284	3	23	2	28	0

CAREER BESTS

- LONGEST START..... None
- WINNING STREAK..... None
- MOST SINGLE-GAME K'S..... 5, 6/10/12 at ARI
- CAREER 10-K GAMES..... None
- HOME RUNS HIT..... None

SAVE RULE

A closer look at the save rule for relief pitchers ([rule 10.20](#) in the Official Baseball Rules):

10.20 Credit a pitcher with a save when he meets all 3 of the following conditions:

- (1) He is the finishing pitcher in a game won by his club; and
- (2) He is not the winning pitcher; and
- (3) He qualifies under one of the following conditions:
 - (a) He enters the game with the lead of no more than three runs and pitches for at least one inning; or
 - (b) He enters the game, regardless of the count, with the potential tying run on base, or at bat, or on deck (that is, the potential tying run is either already on base or is one of the first two batsmen he faces; or
 - (c) He pitches effectively for at least three innings. (no more than one save may be credited in each game)



BRADY DRAGMIRE • RHP

Instagram: [br7dy](#)
Twitter: [@br7dy](#)



BATS: Right THROWS: Right HEIGHT: 6'2" WEIGHT: 193

BORN: 2/5/93 Sacramento, CA
'18 OPENING DAY AGE: 25
MLB SERVICE: 0.000
OBTAINED: Signed as a Minor League free agent, June 20, 2017



DRAGMIRE CAREER RECORD

YEAR	CLUB	W	L	ERA	G	GS	CG	SHO	SV	IP	H	R	ER	HR	HB	BB	SO	SO/9	WP	BK	BAA
2011	GCL Blue Jays	0	0	27.00	1	0	0	0	0	1.0	2	3	3	1	0	1	1	9.0	0	0	.400
2012	GCL Blue Jays	0	3	1.14	15	0	0	0	1	23.2	17	10	3	0	3	5	14	5.3	2	0	.215
2013	Bluefield	3	2	2.16	14	8	0	0	2	50.0	39	17	12	5	4	8	40	7.2	3	0	.209
2014	Lansing	3	6	2.91	43	0	0	0	5	77.1	70	33	25	2	5	9	45	5.2	5	1	.241
2015	Dunedin	2	2	5.26	40	0	0	0	1	63.1	80	43	37	1	0	20	57	8.1	2	0	.313
2016	New Hampshire	4	6	4.38	45	0	0	0	1	72.0	78	37	35	10	4	28	41	5.1	1	2	.284
2017	Round Rock	0	4	5.70	20	1	0	0	0	36.1	43	28	23	6	1	15	18	4.5	2	1	.301
	Harrisburg	5	1	3.13	18	5	0	0	2	46.0	53	21	16	2	1	21	21	4.1	0	0	.298
MINORS TOTALS		17	24	3.75	196	14	0	0	12	369.2	382	192	154	27	18	107	237	5.8	15	4	.270

CAREER

Returns to Washington's organization after joining Double-A Harrisburg during the 2017 season...Earned a non-roster invite to 2018 Spring Training...2018 marks his third Major League Spring Training...Primarily a reliever throughout his professional career, he made six starts in 2017.

AWARDS AND HONORS

- 2016..... Toronto's No. 16 prospect, per *Baseball America*
- 2013..... Appalachian League Pitcher of the Week (Aug. 5)

2017

Began the season with Double-A Round Rock in Texas' system before joining Double-A Harrisburg on June 19...While with the Senators, went 2-0 with a 3.52 ERA (9 ER/23.0 IP) in five starts...Went 3-1 with two saves and a 2.74 ERA (7 ER/23.0 IP) in 13 relief app...Did not allow a home run as a reliever.

2016

Went 4-6 with a 4.38 ERA over career-high 45 relief appearances with Double-A New Hampshire...Most productive stretch came from May 6 to June 7 when he posted a 1.53 ERA (3 ER/17.2 IP).

2015

Established career high in strikeouts while spending entire season with Single-A Dunedin...Pitched for Salt River Rafter's of Arizona Fall League: 0.82 ERA (1 ER/11.0 IP).

2014

Posted career-high 77.0 innings while spending all season with Single-A Lansing...His 1.05 walks/9.0 IP led the Midwest League.

2013

Compiled a 2.16 ERA (12 ER/50.0 IP) while spending all season with Rookie-level Bluefield.

2012

Saw first extended pro action with GCL Blue Jays...Posted a 1.14 ERA and .930 WHIP in 23.2 innings.

2011

Made one appearance after being drafted and signed, that in pro debut on Aug. 26 at GCL Phillies.

PERSONAL

Brady John Dragmire...Is a 2011 graduate of Bradshaw Christian (CA) High School where he also played football and basketball...Was committed to play baseball at the University of Nevada-Reno before he signed with Toronto.

CAREER TRANSACTIONS

- 2010..... Selected by TEX in 17th round of 2011 First-Year Player Draft.
- 2016..... Acquired by PIT in exchange for cash considerations, Oct. 5.
- 2016..... Received by TEX on waivers, Dec. 2.
- 2016..... Received by PIT on waivers, Dec. 14.
- 2016..... Received by TEX on waivers, Dec. 23.
- 2017..... Signed with Washington as a Minor League free agent, June 19.
- 2017..... Signed with Washington as a Minor League free agent, Oct. 10.

SIGNED BY

Darold Brown (Blue Jays)

DRAGMIRE



ADAM EATON • OF

Instagram: [@adam_eaton2](#)
Twitter: [@AdamSpankyEaton](#)



BATS: Left **THROWS:** Left **HEIGHT:** 5'9" **WEIGHT:** 176

BORN: 12/6/88 Springfield, OH

'18 OPENING DAY AGE: 29

MLB SERVICE: 5.030

OBTAINED: Acquired from the Chicago White Sox in exchange for RHP Lucas Giolito, RHP Reynaldo Lopez and RHP Dane Dunning, Dec. 7, 2016



EATON CAREER RECORD

YEAR	CLUB	AVG	G	AB	R	H	TB	2B	3B	HR	RBI	SH	SF	HP	BB	SO	SB	CS	OBP	SLG	OPS	E
2010	Missoula	.385	68	226	48	87	130	14	4	7	37	0	2	19	35	44	20	8	.500	.575	1.075	5
2011	Visalia	.332	65	244	54	81	120	15	3	6	39	0	1	14	42	41	24	8	.455	.492	.947	2
	Mobile	.302	56	212	31	64	91	7	4	4	28	3	1	9	30	35	10	6	.409	.429	.838	2
2012	Mobile	.300	11	40	11	12	13	1	0	0	3	0	0	5	6	8	6	1	.451	.325	.776	0
	Reno	.381	119	488	119	186	263	46	5	7	45	5	1	15	53	68	38	10	.456	.539	.995	6
	Arizona	.259	22	85	19	22	35	3	2	2	5	1	0	3	14	15	2	3	.382	.412	.794	1
2013	Reno	.143	10	35	5	5	10	2	0	1	5	0	1	1	3	8	0	0	.225	.286	.511	0
	Visalia	.321	15	53	12	17	23	3	0	1	6	0	0	1	10	6	8	1	.438	.434	.872	0
	AZL D-backs	.500	1	2	1	1	1	0	0	0	2	0	1	1	1	0	0	0	.600	.500	1.100	0
	Arizona	.252	66	250	40	63	90	10	4	3	22	3	1	6	17	44	5	2	.314	.360	.674	4
2014	Chicago (AL)	.300	123	486	76	146	195	26	10	1	35	2	2	5	43	83	15	9	.362	.401	.763	4
	Charlotte*	.313	4	16	2	5	6	1	0	0	2	0	0	0	4	2	0	0	.313	.375	.688	0
2015	Chicago (AL)	.287	153	610	98	175	263	28	9	14	56	5	2	14	58	131	18	8	.361	.431	.792	5
2016	Chicago (AL)	.284	157	619	91	176	265	29	9	14	59	7	3	14	63	115	14	5	.362	.428	.790	5
2017	Washington	.297	23	91	24	27	42	7	1	2	13	0	1	1	14	18	3	1	.393	.462	.855	0
MINORS TOTALS		.348	349	1316	283	458	657	89	16	26	167	8	7	65	180	215	108	34	.448	.499	.948	15
MLB TOTALS		.284	544	2141	348	609	890	103	35	36	190	18	9	43	209	406	57	28	.358	.416	.774	19

* - Rehab assignment

CAREER

Elite defender with a consistent offensive approach enters his second season with the Washington Nationals...Was acquired from the Chicago White Sox, Dec. 7, 2016... Was a finalist for the Rawlings Gold Glove in 2016 (right field) and 2014 (center field)...Has hit primarily out of the leadoff spot during his six-year Major League career and, since 2015, ranks tied for ninth in MLB with nine leadoff home runs...His .362 on-base percentage from (2014-16) ranked ninth in the American League and, according to FanGraphs.com, he ranked ninth among MLB outfielders in wins above replacement (12.7) over those three seasons...Prior to the 2015 season, signed a five-year contract extension which includes club options for 2020 and 2021.

2017

Had his initial season in Washington cut short when he injured his left knee at first base on April 28 against the New York Mets...Underwent season-ending surgery on May 9...Hit safely in 17 of 23 games before the injury...At the time of the injury, he ranked third in MLB with 24 runs scored...Scored 10 runs in a six-game stretch from April 22-27...Also ranked tied for ninth in the National League with 14 walks prior to injury...He was also tied for third in MLB with a .500 batting average with runners in scoring position...Clubbed his first home run as a National in the third game of the season, April 6 vs. Miami (Koehler)...Did not record an error in 23 games and tallied two assists along the way...Hit leadoff 16 times, hit second six times and ninth on one occasion...Appeared in center field (19 starts), left field (two starts) and right field (one start).

2016

In his third and final season with the White Sox, appeared in a career-high 157 games, starting 110 games in right field and 43 in center...Led MLB with 18 outfield assists and ranked second with 22 defensive runs saved, according to FanGraphs.com...Serving primarily as a right fielder, Eaton posted the best Ultimate Zone Rating in the American League (23.1), and his 25.5 UZR 150 ranked tops in MLB, ahead of Cubs right fielder Jason Heyward (22.4)...His 18 assists were the most by a Sox outfielder since Jim Rivera's 22 and Minnie Minoso's 19 in 1955...Was a finalist for the 2016 Gold Glove in right field...At the plate, he ranked among American League hitters in triples (1st, 9), infield hits (1st, 30), bunt hits (1st, 10), hit by pitch (3rd, 14), multi-hit games (75th, 56) and on-base percentage (T13th, .362)...Connected on five leadoff home runs, the most by a White Sox player since 2001 (Ray Durham - 6)...13 of his 14 home runs came off right-handers...Matched his 2015 total with 14 hit-by-pitches...On Aug. 17 at CLE, clubbed his first career grand slam, a ninth-inning shot off RHP Cody Allen to put the Sox ahead, 10-7.

AWARDS AND HONORS

- 2016..... Rawlings Gold Glove Finalist (AL Right Field)
- 2015..... American League Player of the Week (Aug. 3)
- 2014..... Rawlings Gold Glove Finalist (AL Center Field)
- 2014..... MLBPA Heart and Hustle Award (CWS)
- 2013..... Arizona's No. 4 prospect per *Baseball America*
- 2012..... MiLB Organization All-Star
- 2012..... Topps Triple-A All-Star
- 2012..... *Baseball America* Minor League All-Star
- 2012..... Pacific Coast League Most Valuable Player
- 2012..... Pacific Coast League Rookie of the Year
- 2012..... Pacific Coast League All-Star (post-season)
- 2012..... Pacific Coast League All-Star (mid-season)
- 2012..... Arizona's No. 12 prospect per *Baseball America*
- 2011..... Arizona Fall League All-Prospect Team
- 2011..... California League All-Star (mid-season)
- 2011..... Topps Short-Season/Rookie All-Star
- 2011..... Arizona's No. 30 prospect per *Baseball America*
- 2010..... Pioneer League All-Star (post-season)

NATIONALS PARK

COMMUNITY RELATIONS

DREAM FOUNDATION

YOUTH BASEBALL ACADEMY

FRONT OFFICE OWNERSHIP

MANAGER COACHING STAFF

PLAYERS

2017 IN REVIEW

HISTORY AND RECORDS

SCOUTING | RESEARCH | PLAYER DEV.

MEDIA

EATON, ADAM

2015

Established career highs in nearly every offensive category in his second season with the White Sox...He ranked among American League hitters in hit by pitches (4th, 14), triples (T6th, 9) and runs scored (8th, 98)...Hit a career-high 14 home runs, the sixth-most by a Sox leadoff hitter and the most since Alejandro De Aza hit 17 in 2013...His four leadoff homers were the first of his career and tied for the fifth-most by a White Sox in a season...His 98 runs scored were the most by a member of the White Sox since Jim Thome (108) and Jermaine Dye (103) both scored 100-plus in 2006...Hit .335 (95-for-284) with 15 doubles, two triples, eight home runs, 38 RBI, 52 runs scored and a .904 OPS in the second half...Ranked among the American League leaders after the break in OBP (3rd, .418), HBP (T3rd, 7), hits (4th), runs scored (T5th), average (T6th) and doubles (T7th, 19)...Earned AL Co-Player of the Week honors for July 27 to Aug. 2 (shared with teammate Jose Abreu), his first career honor...Hit .517 (15-29) with three doubles, a triple, home run, four RBI, 10 runs scored and three stolen bases

2014

In his first season with the White Sox, ranked among American League hitters in triples (T1st, 10), average w/RISP (3rd, .355), batting average (10th, .300), on-base percentage (12th, .362)...Became the first White Sox player to lead the AL in triples since Lance Johnson from 1991-94...Reached base safely in 100 of 123 games...Ranked among the AL leaders after the break in average (3rd, .347) and on-base percentage (T4th, .396)...Led MLB in August with a .408 (20-for-49) average and ranked third with a .473 on-base percentage...Was on the disabled list from May 3 to 17 with a strained right hamstring suffered on May 2 at Cleveland, including two rehab games at Triple-A Charlotte... Was on the disabled list from Aug. 9 to 26 with a strained right oblique, including two rehab games with Charlotte.

2013

Opened the season on the disabled list with a left elbow strain...Was reinstated on July 9...Appeared in 40 games in center field, 35 in left and four in right with the Diamondbacks...Hit his first career walk-off homer on Aug. 12 vs. Baltimore (Darren O'Day)...Went 4-for-10 and drove in the game-winning run with an RBI double in the 18th inning on Aug. 24...The 10 at-bats were a single-game, franchise record...Scored a run in seven straight games from Aug. 21-27.

MOST TRIPLES IN MAJOR LEAGUE BASEBALL FROM 2014-16

TRIPLES

RK	PLAYER	NO.
1.	Adam Eaton.....	28
2.	Dee Gordon.....	26
3.	Brandon Crawford.....	25
4.	David Peralta.....	24
5.	Many Players.....	22

MOST WINS ABOVE REPLACEMENT AMONG MLB OUTFIELDERS FROM 2014-16

WAR

RK	PLAYER	NO.
1.	Mike Trout.....	26.3
2.	Mookie Betts.....	14.4
3.	Bryce Harper.....	14.4
4.	Lorenzo Cain.....	13.6
5.	Andrew McCutchen.....	13.3
6.	Yoenis Cespedes.....	13.2
7.	Kevin Kiermaier.....	13.1
8.	Jason Heyward.....	12.8
9.	Adam Eaton.....	12.7
10.	Nelson Cruz.....	12.7

MOST OUTFIELD ASSISTS IN MAJOR LEAGUE BASEBALL FROM 2014-16

ASSISTS

RK	PLAYER	NO.
1.	Yoenis Cespedes.....	38
2.	Starling Marte.....	37
T3.	Adam Eaton.....	35
T3.	Leony Martin.....	35
5.	Ender Inciarte.....	34



2012

Appeared in 22 games with Arizona after his contract was purchased from Triple-A Reno on Sept. 4...Made his major-league debut on Sept. 4 at San Francisco, going 2-for-6, including a double off Ryan Vogelsong for his first hit...Was 2-for-5 with two runs scored on Sept. 5 at SFG., becoming the first D-back with multi-hit efforts in his first two career games...Hit his first career home run on Sept. 20 vs. SDP (Brad Brach)...Led all of MiLB in average (.375), hits (1st), doubles (47), runs scored (130), ranked second in on-base percentage (.456) and eighth in total bases (276) in 130 combined games between Double-A Mobile and Reno...His 198 combined hits were the most in the Minor Leagues since Class A High Desert's Mike Stoner in 2003 (203)...Was named Pacific Coast League Most Valuable Player after hitting .381 with 46 doubles, a .456 on-base percentage, .539 slugging percentage, 38 stolen bases and 119 runs scored in 119 games with Reno...His 186 hits were the most in the PCL since 2002...Became the first PCL player to hit above .380 since 2005 and the first to be named PCL MVP and ROY since Robb Quinlan in 2002...Was named in *Baseball America's* Best Tools issue as the Most Exciting Player and Best Baserunner in the PCL.

2011

Combined to hit .318 with 22 doubles, seven triples, 10 home runs and 67 RBI over 121 games between Single-A Visalia and Double-A Mobile... Ranked third among all full-season minor leaguers in on-base percentage (.434) and fifth in hit-by-pitches (23)...Was named to the California League mid-season All-Star team...Was named to the Arizona Fall League All-Prospect Team after hitting .344 (42-for-122) in 30 games with Salt River... Ranked among AFL leaders in runs scored (1st, 31), hits (2nd), games (3rd), stolen bases (5th, 8) and average (10th)...Recorded a 17-game hitting streak from 10/21-11/15 (.365, 27-for-74), tied for the longest in the AFL.

2010

Was named to the Pioneer League post-season All-Star Team and Topps' Short-Season/Rookie All-Star Team in his pro debut with Advanced Rookie Missoula...Led the PL in average (.385), on-base percentage (.500) and OPS (1.075) and ranked among the leaders in stolen bases (T6th, 20) and total bases (8th, 130).

PERSONAL

Adam Cory Eaton...He and his wife, Katie, have one son, Brayden...Attended Miami (OH) University and was selected to the All-Mideast Region Second Team in 2009-10...Is a 2007 graduate of Kenton Ridge (Ohio) High School

CAREER TRANSACTIONS

- 2010 Selected by ARI in the 19th round of First-Year Player Draft.
- 2013 Acquired by CWS in exchange for OF Brandon Jacobs and LHP Hector Santiago, Dec. 10.
- 2016 Acquired by Washington in exchange for RHP Lucas Giolito, RHP Reynaldo Lopez and RHP Dane Dunning, Dec. 7.

SIGNED BY

Frankie Thon (Diamondbacks)

CAREER FIELDING

YEAR / POS.	PCT.	G	PO	A	E	TC	DP
2017 / CF	1.000	20	35	2	0	37	0
2017 / LF	1.000	5	11	0	0	11	0
2017 / RF	1.000	2	4	0	0	4	0
CAREER / CF	.985	385	891	28	14	933	5
CAREER / RF	.991	127	315	15	3	333	3
CAREER / LF	.967	42	56	2	2	60	1

CAREER BESTS

- SINGLE-GAME HITS 4, 11x, Last: 9/2/16 at MIN
- SINGLE-GAME RBI 4, 8/17/16 at CLE
- HITTING STREAK 13 games, 9/24/15 to 4/7/16
- MULTI-HR GAMES None
- CAREER GRAND SLAMS (1) 8/17/16 at CLE (Allen)
- CAREER PINCH HOMERS None
- CAREER WALK-OFF HOMERS (2) 8/12/13 vs. BAL (O'Day)
7/8/15 vs. TOR (Osuna)

EATON



ERICK FEDDE • RHP

 **erickfedde**
 **@ErickFedde**

BATS: Right **THROWS:** Right **HEIGHT:** 6'4" **WEIGHT:** 195
BORN: 2/25/93 Las Vegas, NV**'18 OPENING DAY AGE:** 25**MLB SERVICE:** 0.039
OBTAINED: Selected in the first round
(No. 18 overall) of the 2014 First-Year
Player Draft


23
FEDDE CAREER RECORD

YEAR	CLUB	W	L	ERA	G	GS	CG	SHO	SV	IP	H	R	ER	HR	HB	BB	SO	SO/9	WP	BK	BAA
2014	DID NOT PITCH / Injured																				
2015	Auburn	4	1	2.57	8	8	0	0	0	35.0	38	16	10	1	1	8	36	9.3	1	0	.264
	Hagerstown	1	2	4.34	6	6	0	0	0	29.0	24	14	14	1	3	8	23	7.1	2	0	.224
2016	Potomac	6	4	2.85	18	17	0	0	0	91.2	85	35	29	7	4	19	95	9.3	3	0	.244
	Harrisburg	2	1	3.99	5	5	1	0	0	29.1	33	13	13	1	1	10	28	8.6	0	0	.284
2017	Harrisburg	3	3	3.04	17	7	0	0	0	56.1	45	21	19	4	1	18	54	8.6	4	0	.215
	Syracuse	1	2	4.76	12	6	0	0	0	34.0	37	18	18	3	1	5	25	6.6	1	0	.276
	Washington	0	1	9.39	3	3	0	0	0	15.1	25	16	16	5	1	8	15	8.8	0	0	.385
MINORS TOTALS		17	13	3.37	66	49	1	0	0	275.1	262	117	103	17	11	68	261	8.5	11	0	.248
MLB TOTALS		0	1	9.39	3	3	0	0	0	15.1	25	16	16	5	1	8	15	8.8	0	0	.385

CAREER BATTING RECORD

YEAR	CLUB	AVG	G	AB	R	H	TB	2B	3B	HR	RBI	SH	SF	HP	BB	SO	SB	CS	OBP	SLG	OPS	E
2017	Washington	.000	3	4	0	0	0	0	0	0	0	0	1	0	0	3	0	0	.000	.000	.000	0
MLB TOTALS		.000	3	4	0	0	0	0	0	0	0	0	1	0	0	3	0	0	.000	.000	.000	0

CAREER

Former first-round pick (No. 18) in the 2014 First-Year Player Draft made his MLB debut in 2017...Became the 15th pitcher drafted and developed by the Nationals to start a game for Washington (John Lannan, Jordan Zimmermann, Ross Detwiler, Marco Estrada, Craig Stammen, Stephen Strasburg, Brad Peacock, Tommy Milone, Taylor Jordan, Nathan Karns, Taylor Hill, A.J. Cole, Lucas Giolitto, and Reynaldo Lopez)

2017

Began the season with Double-A Harrisburg before being promoted to Triple-A Syracuse on June 13...Had his contract selected from Syracuse on July 30...Made his MLB debut that day against Colorado (4.0 IP, 10 H, 7 ER, 2 BB, 3 SO)...Struck out Trevor Story for his first MLB strikeout...In his second start, Aug. 6 at CHL, struck out seven batters in 5.1 innings of work...Enjoyed four MLB stints with Washington...Made seven starts for Harrisburg (2-3, 3.16 ERA, 35 SO, 14 BB, 3 HR) and 10 appearances out of the bullpen (1-0, 2.63 ERA, 19 SO, 4 BB, HR)...Began his stint with Syracuse in the bullpen (6 G, 1-0, 3.86 ERA, 7 SO, BB) before moving to the rotation (6 GS, 0-2, 5.11 ERA, 18 SO, 4 BB)...Placed on the 60-day DL on Sept. 4 with a right forearm flexor strain, ending his 2017 season.

2016

Went 8-5 with a 3.12 ERA in 23 games (22 starts) between Single-A Potomac and Double-A Harrisburg...Ranked second among Nationals farmhands in ERA (3.12) and fourth in strikeouts (123)...Posted a 4.24 strikeout-to-walk ratio (123 SO/29 BB)...Was named Carolina League Pitcher of the Week on July 17...From May 23 to Aug. 5, posted a 0.62 ERA (4 ER/57.2 IP), struck out 60 batters and walked just 10 while posting a 4-1 record over 11 games (10 starts)...Following the season, was cited by *Baseball America* as the No. 9 prospect in the Carolina League and as having the best "Breaking Ball" in the league...Entered the season rated as the No. 82 prospect in all of baseball, according to *Baseball America*...For the second straight season, boasted the "Best Slider" in the organization, per BA.

AWARDS AND HONORS

- 2018..... Washington's No. 3 prospect per *Baseball America*
- 2017..... Washington's No. 2 prospect per *Baseball America*
- 2016..... MiLB.com Organization All-Star
- 2016..... Washington's No. 4 prospect per *Baseball America*
- 2015..... Washington's No. 4 prospect per *Baseball America*

2015

Made his professional debut...Began the season with short-season Single-A Auburn before being promoted to Single-A Hagerstown...Went 5-3 with a 3.38 ERA in 14 starts between the two stops...Posted an 8.3 SO/9.0 IP ratio (59 SO, 16 BB)...Allowed just two home runs all season...Recorded a 1.10 WHIP in six starts for Hagerstown...Following the season, was rated by *Baseball America* as the No. 4 prospect in the New York-Penn League... Entered the season rated as the No. 90 prospect in all of baseball, according to *Baseball America*.

2014

Sat out the remainder of the season after undergoing "Tommy John" ligament replacement surgery following the 2014 Draft.

PERSONAL

Erick James Fedde...Pronounced fed-EE...Attended the University of Nevada-Las Vegas...Was named the 2014 Mountain West Pitcher of the Year and to the All-Mountain West First Team...Named a Louisville Slugger Second-Team All-American by *Collegiate Baseball* and to the midseason Golden Spikes Award watch list...A graduate of Las Vegas High School where he played alongside Nationals outfielder Bryce Harper...Was also an all-state soccer player and helped lead LVHS to a soccer state championship in 2009...Was selected by SDP in the 24th round of the 2011 First-Year Player Draft but chose to attend UNLV.

CAREER TRANSACTIONS

2011..... Selected by SDP in 24th round of First-Year Player Draft (did not sign).
2014..... Selected by Washington in first round (No. 18) of First-Year Player Draft.

SIGNED BY

Mitch Sokol (Nationals)

CAREER BESTS

LONGEST START..... 6.0 IP, 8/27/17 vs. NYM
 WINNING STREAK..... None
 MOST SINGLE-GAME K'S..... 7, 8/6/17 vs. CHI
 CAREER 10-K GAMES..... None
 HOME RUNS HIT..... None

FEDDE



KODA GLOVER • RHP

Instagram: [@kodaglover](#)
Twitter: [@koda_glover](#)



BATS: Right THROWS: Right HEIGHT: 6'5" WEIGHT: 215

BORN: 4/13/93 Durant, OK
'18 OPENING DAY AGE: 24
MLB SERVICE: 1.051
OBTAINED: Selected in the eighth round of the 2015 First-Year Player Draft

30

GLOVER CAREER RECORD

YEAR	CLUB	W	L	ERA	G	GS	CG	SHO	SV	IP	H	R	ER	HR	HB	BB	SO	SO/9	WP	BK	BAA
2015	Auburn	0	0	0.00	3	0	0	0	1	6.0	1	0	0	0	1	1	11	16.5	0	0	.053
	Hagerstown	1	1	2.25	16	0	0	0	4	24.0	21	8	6	2	0	1	27	10.1	0	0	.231
	Potomac	0	0	0.00	7	0	0	0	2	9.2	3	0	0	0	0	4	15	14.0	0	0	.094
2016	Harrisburg	2	0	3.22	17	0	0	0	4	22.1	20	9	8	1	0	7	29	11.7	0	0	.238
	Syracuse	1	1	2.25	16	0	0	0	2	24.0	16	6	6	2	1	3	22	8.3	0	0	.195
	Washington	2	0	5.03	19	0	0	0	0	19.2	15	12	11	3	1	7	16	7.3	1	0	.200
2017	Washington	0	1	5.12	23	0	0	0	8	19.1	20	11	11	1	0	4	17	7.9	1	0	.267
	Harrisburg*	0	0	0.00	1	0	0	0	0	1.0	1	0	0	0	0	0	1	9.0	0	0	.250
MINORS TOTALS		4	2	2.07	60	0	0	0	13	87.0	62	23	20	5	2	16	105	10.9	0	0	.199
MLB TOTALS		2	1	5.08	42	0	0	0	8	39.0	35	23	22	4	1	11	33	7.6	2	0	.233

* - Rehab Assignment

CAREER BATTING RECORD

YEAR	CLUB	AVG	G	AB	R	H	TB	2B	3B	HR	RBI	SH	SF	HP	BB	SO	SB	CS	OBP	SLG	OPS	E
2017	Washington	—	0	0	0	0	0	0	0	0	0	0	0	0	0	0	0	0	—	—	—	1
MLB TOTALS		—	0	0	0	0	0	0	0	0	0	0	0	0	0	0	0	0	—	—	—	1

CAREER

Tall, powerful right-handed reliever with a fastball that reaches the upper 90s... Glover ascended through the Minor Leagues at a rapid pace, eventually becoming just the second member of the 2015 MLB First-Year Player Draft class to make it to the Major Leagues when he made his debut in 2016.

2017

Made his first Opening Day roster...Opened the season in a set-up role before moving to the closer role in late April...Recorded five holds as a set-up man...Was placed on the 10-day DL with a left hip impingement on April 26 and again on June 11 (lower back stiffness), ending his season...Despite pitching in only 23 games, he led all Major League rookies with eight saves...Was 8-for-10 in save opportunities...Earned his first MLB save, April 22 at NYM (0.1 IP)...Did not allow an earned run in nine of 10 save opportunities...Surrendered two earned runs in his final outing, June 10 vs. TEX... Offered scoreless relief in 18 of 23 appearances...Allowed only two of 12 inherited runners to score (16.7%).

2016

Began the season with Single-A Potomac before being promoted to Double-A Harrisburg, Triple-A Syracuse and, eventually, the Major Leagues...Went 3-1 with eight saves and a 2.25 ERA (14 ER/56.0 IP) in 40 combined appearances...Struck out 66 batters against just 14 walks...Had his contract selected on July 20 and made his MLB debut that night vs. LAD (1.0 IP)...Recorded his first strikeout, July 21 vs. LAD (Maeda)...From Aug. 22-Sept. 6, recorded a 1.00 ERA (1 ER/9.0 IP) with 12 strikeouts, two walks and three hits...He earned his first MLB win, Aug. 19 at ATL...Opposing MLB hitters posted a .200 average and a .277 on-base percentage...Held Minor League batters to a .197 average against in 56.0 innings pitched.

2015

Went 1-1 with a 1.80 ERA (6 ER/34.0 IP) in 19 games between short-season Single-A Auburn and Single-A Hagerstown...Struck out 38 and walked just two batters...Was 5-for-7 in save opportunities...Surrendered just one earned run in his first 17.0 IP (0.53 ERA), spanning 11 outings.

PERSONAL

Koda James Glover...Spent two seasons at Eastern Oklahoma State Junior College prior to transferring to Oklahoma State University...Posted a 1.90 ERA (5 ER/23.2 IP) in 23 appearances out of their bullpen in 2015.

AWARDS AND HONORS

- 2017..... Washington's No. 6 prospect per *Baseball America*
- 2016..... MiLB.com Organization All-Star
- 2016..... Washington's No. 30 prospect per *Baseball America*

CAREER TRANSACTIONS

2015..... Selected by Washington in eighth round of First-Year Player Draft.

SIGNED BY

Ed Gustafson (Nationals)

CAREER FIELDING

YEAR / POS.	PCT.	G	PO	A	E	TC	DP
2017 / P	1.000	23	1	7	0	8	0
Career / P	.923	42	2	10	1	13	0

CAREER BESTS

- LONGEST START..... None
- WINNING STREAK..... 2 games, 8/19/16 - 9/6/16
- MOST SINGLE-GAME K'S..... 3, 2x; Last: 8/28/16 vs. COL
- CAREER 10-K GAMES..... None
- HOME RUNS HIT..... None

GLOVER



DAVID GOFORTH • RHP

 [dpgoforth7](#)
 [@DavidGoforth7](#)



BATS: Right THROWS: Right HEIGHT: 5'11" WEIGHT: 205

BORN: 10/11/88 Meridian, MS

'18 OPENING DAY AGE: 29

MLB SERVICE: 0.110

OBTAINED: Signed as a Minor League free agent,
Dec. 9, 2017



GOFORTH CAREER RECORD

YEAR	CLUB	W	L	ERA	G	GS	CG	SHO	SV	IP	H	R	ER	HR	HB	BB	SO	SO/9	WP	BK	BAA
2011	Helena	0	4	4.43	19	0	0	0	2	40.2	44	25	20	5	1	10	42	9.3	3	2	.277
2012	Wisconsin	10	8	4.66	28	28	0	0	0	150.2	154	91	78	16	9	63	93	5.6	11	8	.269
2013	Brevard County	7	5	3.10	14	14	0	0	0	78.1	67	33	27	4	5	28	58	6.7	4	0	.231
	Huntsville	4	3	3.28	20	4	1	1	5	46.2	32	19	17	1	1	18	36	6.9	5	0	.192
2014	Huntsville	5	4	3.76	54	0	0	0	27	64.2	60	28	27	2	2	29	46	6.4	4	0	.242
2015	Colorado Springs	0	4	2.68	38	0	0	0	4	47.0	36	15	14	2	0	27	34	6.5	10	0	.217
	Milwaukee	1	0	4.01	20	0	0	0	0	24.2	32	13	11	4	0	8	24	8.8	2	0	.323
2016	Colorado Springs	3	4	4.91	42	0	0	0	2	51.1	56	30	28	3	2	35	38	6.7	8	1	.284
	Milwaukee	0	0	10.97	10	0	0	0	0	10.2	18	14	13	3	0	4	9	7.6	1	0	.353
2017	Colorado Springs	3	4	3.98	48	0	0	0	5	54.1	57	25	24	7	4	26	38	6.3	4	0	.271
	Milwaukee	0	0	0.00	1	0	0	0	0	1.0	0	0	0	0	0	1	0	0.0	0	0	.000
MINORS TOTALS		32	36	3.96	263	46	1	1	45	533.2	506	266	235	40	24	236	385	6.5	49	11	.252
MLB TOTALS		1	0	5.94	31	0	0	0	0	36.1	50	27	24	7	0	13	33	8.3	3	0	.327

CAREER BATTING RECORD

YEAR	CLUB	AVG	G	AB	R	H	TB	2B	3B	HR	RBI	SH	SF	HP	BB	SO	SB	CS	OBP	SLG	OPS	E
2017	Milwaukee	---	0	0	0	0	0	0	0	0	0	0	0	0	0	0	0	0	.000	.000	.000	0
MLB TOTALS		.000	31	3	0	0	0	0	0	0	0	1	0	0	0	3	0	0	.000	.000	.000	0

CAREER

Right-hander joins the Nationals on a Minor League contract with an invitation to 2018 Spring Training...Has struck out 8.3 batters per nine innings across 31 MLB games.

2017

Spent the majority of the season with Triple-A Colorado Springs...Made one MLB appearance with Milwaukee on April 9 vs. CHI.

2016

Enjoyed four MLB stints with the Brewers...Appeared in 42 games in his second season with Triple-A Colorado Springs.

2015

Earned Pacific Coast League All-Star honors in his first season with Colorado Springs...Was recalled on May 26 and made his MLB debut that night vs. SFG (0.2 IP)...Earned first win on Sept. 27 at STL (1.0 IP, BB, SO).

2014

Named a Southern League All-Star after leading the league with 27 saves.

2013

Transitioned from starter to reliever as he advanced from Single-A Brevard County to Double-A Huntsville.

2012

Went 10-8 with a 4.66 ERA in 28 games during his first full professional season with Single-A Wisconsin.

2011

Made his professional debut with Rookie-level Helena.

PERSONAL

David Paul Goforth...Attended Neshoba Central (MS) High School and the University of Mississippi.

AWARDS AND HONORS

- 2015..... Pacific Coast League mid-season All-Star
- 2015..... Milwaukee's No. 12 prospect, per *Baseball America*
- 2014..... MiLB.com Organization All-Star
- 2014..... Southern League All-Star (post-season)
- 2014..... Southern League All-Star (mid-season)
- 2014..... Milwaukee's No. 8 prospect, per *Baseball America*
- 2013..... Arizona Fall League Rising Star
- 2013..... Florida State League All-Star (mid-season)
- 2013..... Southern League Pitcher of the Week (July 15)
- 2013..... Milwaukee's No. 19 prospect, per *Baseball America*
- 2012..... Milwaukee's No. 17 prospect, per *Baseball America*

GOFORTH

CAREER TRANSACTIONS

2010..... Selected by CLE in the 31st round of First-Year Player Draft (did not sign).

2011..... Selected by MIL in the seventh round of First-Year Player Draft.

2017..... Signed by Washington as a Minor-League free agent, Dec. 9

SIGNED BY

Joe Mason and Tim McIlvaine (Brewers)

CAREER FIELDING

YEAR / POS.	PCT.	G	PO	A	E	TC	DP
2017 / P	---	1	0	0	0	0	0
Career / P	1.000	31	1	7	0	8	0

NATIONALS PARK
 COMMUNITY RELATIONS
 DREAM FOUNDATION
 YOUTH BASEBALL ACADEMY
 FRONT OFFICE | OWNERSHIP
 COACHING STAFF | MANAGER |
 PLAYERS
 IN REVIEW
 HISTORY AND RECORDS
 SCOUTING | RESEARCH | PLAYER DEV.

MEDIA

GIO GONZALEZ • LHP

Instagram: [@GioGonzalez47](#)
 Twitter: [@GioGonzalez47](#)



BATS: Right **THROWS:** Left **HEIGHT:** 6'0" **WEIGHT:** 203

BORN: 9/19/85 Hialeah, FL
'18 OPENING DAY AGE: 32
MLB SERVICE: 8.162
OBTAINED: Acquired from Oakland with RHP Robert Gilliam in exchange for C Derek Norris, RHP A.J. Cole, RHP Brad Peacock and LHP Tommy Milone, Dec. 23, 2011

47

GONZALEZ CAREER RECORD

YEAR	CLUB	W	L	ERA	G	GS	CG	SHO	SV	IP	H	R	ER	HR	HB	BB	SO	SO/9	WP	BK	BAA
2004	Bristol	1	2	2.25	7	6	0	0	0	24.0	17	8	6	0	0	8	36	13.5	4	1	.207
	Kannapolis	1	1	3.03	6	6	0	0	0	32.2	30	13	11	1	0	13	27	7.4	1	1	.229
2005	Kannapolis	5	3	1.87	11	10	0	0	0	57.2	36	16	12	3	2	22	84	13.1	2	3	.175
	Winston-Salem	8	3	3.56	13	13	0	0	0	73.1	61	33	29	5	1	25	79	9.7	2	3	.228
2006	Reading	7	12	4.66	27	27	0	0	0	154.2	140	88	80	24	8	81	166	9.7	9	2	.239
2007	Birmingham	9	7	3.18	27	27	0	0	0	150.0	116	57	53	10	2	57	185	11.1	5	2	.216
2008	Sacramento	8	7	4.24	23	22	1	0	0	123.0	106	65	58	12	2	61	128	9.4	5	0	.233
	Oakland	1	4	7.68	10	7	0	0	0	34.0	32	34	29	9	3	25	34	9.0	1	0	.242
2009	Sacramento	4	1	2.51	12	12	0	0	0	61.0	42	21	17	5	3	34	71	10.5	6	0	.194
	Oakland	6	7	5.75	20	17	0	0	0	98.2	113	68	63	14	1	56	109	9.9	2	0	.288
2010	Oakland	15	9	3.23	33	33	1	0	0	200.2	171	75	72	15	4	92	171	7.7	4	1	.229
2011	Oakland	16	12	3.12	32	32	0	0	0	195.2	175	81	70	17	8	91	197	8.8	6	1	.230
2012	Washington	21	8	2.89	32	32	2	1	0	199.1	149	69	64	9	5	76	207	9.3	10	1	.206
2013	Washington	11	8	3.36	32	32	1	1	0	195.2	169	79	73	17	2	76	192	8.8	4	1	.231
2014	Washington	10	10	3.57	27	27	0	0	0	158.2	134	66	63	10	3	56	162	9.2	2	0	.230
	Potomac*	0	0	10.57	2	2	0	0	0	7.2	9	9	9	1	1	8	9	10.6	0	0	.281
2015	Washington	11	8	3.79	31	31	0	0	0	175.2	181	79	74	8	4	69	169	8.7	4	0	.269
2016	Washington	11	11	4.57	32	32	0	0	0	177.1	179	98	90	19	9	59	171	8.7	7	0	.262
2017	Washington	15	9	2.96	32	32	0	0	0	201.0	158	69	66	21	7	79	188	8.4	7	0	.216
MINORS TOTALS		43	36	3.62	128	125	1	0	0	684.0	557	310	275	61	19	309	785	10.3	34	12	.222
MLB TOTALS		117	86	3.64	281	275	4	2	0	1643.0	1461	718	664	139	46	679	1600	8.7	47	4	.237

CAREER BATTING RECORD

YEAR	CLUB	AVG	G	AB	R	H	TB	2B	3B	HR	RBI	SH	SF	HP	BB	SO	SB	CS	OBP	SLG	OPS	E
2017	Washington	.091	30	66	3	6	6	0	0	0	5	5	0	0	4	29	0	0	.143	.091	.234	0
MLB TOTALS		.096	174	334	12	32	47	6	0	3	16	45	2	4	7	142	0	0	.124	.141	.265	7

2012 POSTSEASON

RD.	CLUB, OPP.	W	L	ERA	G	GS	CG	SHO	SV	IP	H	R	ER	HR	HB	BB	SO	SO/9	WP	BK	BAA
NLDS	WSH vs. STL	0	0	4.00	2	2	0	0	0	10.0	6	5	5	0	0	11	10	9.0	2	0	.182
TOTALS		0	0	4.00	2	2	0	0	0	10.0	6	5	5	0	0	11	10	9.0	2	0	.182

2014 POSTSEASON

RD.	CLUB, OPP.	W	L	ERA	G	GS	CG	SHO	SV	IP	H	R	ER	HR	HB	BB	SO	SO/9	WP	BK	BAA
NLDS	WSH vs. SFG	0	0	0.00	1	1	0	0	0	4.0	4	2	0	0	0	1	1	2.3	0	0	.235
TOTALS		0	0	0.00	1	1	0	0	0	4.0	4	2	0	0	0	1	1	2.3	0	0	.235

2016 POSTSEASON

RD.	CLUB, OPP.	W	L	ERA	G	GS	CG	SHO	SV	IP	H	R	ER	HR	HB	BB	SO	SO/9	WP	BK	BAA
NLDS	WSH vs. LAD	0	0	6.23	1	1	0	0	0	4.1	4	3	3	1	0	1	4	8.3	0	0	.235
TOTALS		0	0	6.23	1	1	0	0	0	4.1	4	3	3	1	0	1	4	8.3	0	0	.235

2017 POSTSEASON

RD.	CLUB, OPP.	W	L	ERA	G	GS	CG	SHO	SV	IP	H	R	ER	HR	HB	BB	SO	SO/9	WP	BK	BAA
NLDS	WSH vs. CHI	0	0	6.75	2	2	0	0	0	8.0	6	6	6	2	0	6	11	12.4	2	0	.214
TOTALS		0	0	6.75	2	2	0	0	0	8.0	6	6	6	2	0	6	11	12.4	2	0	.214

ALL-STAR GAME RECORD

YEAR	CLUB, SITE	W	L	ERA	G	GS	CG	SHO	GF	SV	IP	H	R	ER	HR	HB	BB	SO	WP	BK	BAA
2011	AL at ARI	0	0	0.00	1	0	0	0	0	0	0.1	0	0	0	0	0	0	1	0	0	.000
2012	NL at KCR	0	0	0.00	1	0	0	0	0	0	1.0	0	0	0	0	0	0	1	0	0	.000
TOTALS		0	0	0.00	2	0	0	0	0	0	1.1	0	0	0	0	0	0	2	0	0	.000



CAREER

Electric left-hander enters seventh NL season with the Nationals...In six years with the Nationals, is 79-54 with a 3.49 ERA in 186 starts...Ranks second on Washington's all-time (2005-pres.) wins list with 79...Is Washington's most prolific left-handed pitcher, leading Nationals southpaws in nearly every pitching category...Leads Nationals (2005-pres.) lefties in wins (79), innings pitched (1,107.2), and strikeouts (1,089), among other categories...His 79 wins are sixth among MLB left-handed pitchers the last six seasons...Ranks fourth among big league southpaws in that span with a .235 batting average against...Has made 30-or-more starts seven of the last eight seasons...Went 38-32 with a 3.54 ERA in 126 games/123 starts during a four-year stint with Oakland...Since 2012, is 69-5 with a 2.93 ERA in 92 starts when receiving more than two runs of offensive support...Is 82-1 with a 2.84 ERA in 104 starts when getting four or more runs of offensive support in his career.

2017

Put together a season that garnered National League Cy Young Award attention (finished sixth) and worthy of All-Star status (was inexplicably left off the NL squad)...Gonzalez (5th, 2.96), coupled with Max Scherzer (2nd, 2.51) and Stephen Strasburg (3rd, 2.52), helped the Nationals become the first team with three starting pitchers ranking in the top five in the National League in ERA in 21 years (since the 1996 Atlanta Braves), according to the *Elias Sports Bureau*... Washington was the first team in MLB to do this since the 2002 Boston Red Sox...Gonzalez' 15 wins, 1.18 WHIP, 2.96 ERA, .216 opp. AVG, and 22 quality starts were his best marks since his first season in Washington...In addition to ERA, he also ranked in the NL in opp. SLG (3rd, .345), opp. AVG (5th, .216) and opp. OBP (9th, .298)...Against left-handed batters, ranked among MLB starting pitchers in opp. SLG (1st, .256), opp. AVG (3rd, .183), and opp. OBP (4th, .251)...Was stingy with runners in scoring position, ranking first in NL (second in MLB) with a .175 opp AVG w/RISP...Posted a then team-best 17.0 scoreless innings streak from July 26 to Aug. 9...Gonzalez went 5-0 with a 0.79 ERA (3 ER/34.1 IP), 25 strikeouts, one home run and a .175 opponent AVG during a five-game winning streak, July 31 to Aug. 26...That five-game winning streak matched the longest of his career (May 5-27, 2012)...Posted a 0.79 ERA (3 ER/34.1 IP) with a .175 opp. AVG during the streak...Flirted with a no-hitter on July 31 at MIA (8.0 IP, H, 3 BB, 5 SO) in Washington's 1-0 win...Surrendered a ninth-inning single to Marlins 2B Dee Gordon, breaking up the bid...Tossed a season-high 8.1 innings on July 14 at CIN (8.1 IP, 4 H, 2 BB, 6 SO).

2016

In his fifth season in a Washington uniform, recorded his seventh straight 10-win season...Tied Dodgers ace Clayton Kershaw for the second-longest active streak of 10-plus win seasons among left-handed pitchers (David Price - 8)...Ranked among qualified NL left-handed pitchers in opp. OBP (3rd, .326), opp. SLG (3rd, .404), opp. OPS (3rd, .730) and opp. AVG (4th, .262)...Posted a 1.86 ERA through his first seven starts, the fourth-best ERA to start a season (eight starts) in team history (2005-pres)...He recorded a 3-1 record in that span...Struck out a season-high 10 batters on June 9 at CWS...Tossed a season-high 7.0 innings on four separate occasions...Earned his 100th career win, Aug. 27 vs. COL...Joined Max Scherzer (6/26/15 at PHI), Jason Marquis (5/10/11 at ATL) and Livan Hernandez (5/9/05 at ARI) as the only pitchers to record their 100th career wins as members of the Washington Nationals.

2015

Went 11-8 with a 3.79 ERA in 31 starts...Posted a double-digit win total for the sixth straight year...Joined Clayton Kershaw, David Price and Mark Buehrle as the only left-handed pitchers to win at least 10 games in each of the last six seasons...Led Major League starters with a career-low eight home runs allowed...Ranked second in MLB with 0.41 home runs per nine innings...His 0.41 home runs per nine innings matched a career low mark (2012)...From June 21 to August 10, went 5-0 with a 1.48 ERA (8 ER/48.2 IP) in eight starts, culminating with his best start of the season in Washington's 8-3 win on August 10 at LAD (8.0 IP, 7 H, BB, 6 SO)...Finished strong down the stretch, going 2-1 with a 2.38 ERA (9 ER/34.0 IP) in six September starts...Struck out 42 batters over that stretch, including matching a career-high with 12, Sept. 16 at PHI.

AWARDS AND HONORS

- 2012..... National League Cy Young Award Finalist (BBWAA)
- 2012..... Warren Spahn Award (Top Left-Handed Pitcher)
- 2012..... National League All-Star at KCR
- 2012..... National League Pitcher of the Month (May)
- 2011..... American League All-Star at ARI
- 2011..... American League Player of the Week (July 5)
- 2009..... Oakland's No. 7 prospect, per *Baseball America*
- 2008..... Pacific Coast League All-Star (post-season)
- 2008..... Chicago's No. 1 prospect, per *Baseball America*
- 2007..... Southern League All-Star (post-season)
- 2007..... Southern League All-Star (mid-season)
- 2007..... *Baseball America* All-Star
- 2007..... Chicago's No. 3 prospect, per *Baseball America*
- 2006..... SiriusXM All-Star Futures Game at PIT
- 2006..... Philadelphia's No. 2 prospect, per *Baseball America*
- 2007..... Eastern League All-Star (mid-season)
- 2007..... South Atlantic League All-Star (mid-season)
- 2005..... Chicago's No. 8 prospect, per *Baseball America*

RANKINGS AMONG ACTIVE MLB SOUTHPAWS 2010-17

SLEW OF SOUTHPAWS

RK	LHP	WINS
1.	Clayton Kershaw	131
2.	David Price	117
3.	Jon Lester	117
4.	Gio Gonzalez	110
5.	Madison Bumgarner	104

RK	LHP	OPP. SLG%
1.	Clayton Kershaw	.302
2.	Gio Gonzalez	.349
3.	Chris Sale	.352
4.	David Price	.366
5.	Madison Bumgarner	.366

RK	LHP	OPP. AVG.
1.	Clayton Kershaw	.202
2.	Chris Sale	.222
3.	Madison Bumgarner	.233
4.	Gio Gonzalez	.233
5.	Cole Hamels	.235

RK	LHP	OPP. OPS
1.	Clayton Kershaw	.552
2.	Chris Sale	.627
3.	Madison Bumgarner	.647
4.	David Price	.651
5.	Gio Gonzalez	.659

RK	LHP	HR/9.0
1.	Clayton Kershaw	0.60
2.	Gio Gonzalez	0.69
3.	David Price	0.84
4.	Jose Quintana	0.85
5.	Jon Lester	0.87

RK	LHP	SO/9.0
1.	Chris Sale	10.6
2.	Clayton Kershaw	9.9
3.	Madison Bumgarner	8.8
4.	David Price	8.8
5.	Gio Gonzalez	8.7



GONZALEZ, GIO

2014

In his third season in the nation's capital, posted just 10 wins, but was the victim of low run support... 3.62 runs per nine innings of offensive support was lowest among Nationals starters... If qualified, would rate as the eighth-lowest in NL... Battled left shoulder inflammation that resulted in the first DL stint of his career (May 18 - June 18)... When starting, Washington went 16-11... Posted 3.18 walks per nine innings, the lowest ratio of his career... 9.19 strikeouts per nine innings were his best since 2012... Closed strong, posting quality starts in final seven starting assignments and going 4-1 with a 2.48 ERA in five Sept. starts... Struck out a career-high 12 batters in his final regular-season start, Sept. 25 vs. NYM... With 10, posted a double-digit win total for fifth straight year... Only other lefties to do this: C.J. Wilson, C. Kershaw, D. Price, M. Buehrle... Fanned Rickie Weeks, in the third inn. on July 20 vs. MIL, to become the first pitcher to record his 1000th career strikeout as a National... Started Game 4 of the NLDS (4.0 IP, 4 H, 2 R, 0 ER, BB, SO).

2013

In his second season in D.C., finished 11-8 with a 3.36 ERA and paced the Nationals with 192 strikeouts in 32 starts... When starting, Washington went 19-13... 21 quality starts matched Jordan Zimmermann for team lead... 11 wins ranked second among Nationals pitchers and were trumped by only by Jordan Zimmermann (19)... 12 of 17 home runs allowed were solo shots... Closed strong, going 4-2 with a 1.99 ERA in season's final six starts (Aug. 29-season's end)... Struggled with offensive support, received one run of support or fewer (while in the game) 14 times in 32 starting assignments (44%)... Posted a 2.87 ERA in 16 starts in D.C... Seven of 11 wins came against NL East foes (3 vs. MIA, 2 vs. PHI, 1 vs. ATL)... Thrice matched (then) career high with 11 strikeouts (June 19 at PHI, July 20 vs. LAD, July 25 vs. PIT)... Ranked among NL leaders in batting average against (8th, .231), hits allowed per 9.0 innings (10th, 7.77) and strikeout rate (10th, 8.83).

2012

Was an All-Star for the second straight year and led MLB with 21 wins in his first NL campaign... Posted a 2.89 ERA in 32 starts and finished third in Cy Young Award voting... Became the first D.C.-based lefthander to win 20 games since Earl Whitehill won 22 in 1933... Fanned 207 to become the first D.C.-based hurler to eclipse the 200-strikeout plateau since Walter Johnson (228) in 1916... The 207 K's ranked third among MLB southpaws and—combined with a career-low walk rate (3.4 per 9.0 innings pitched)—begat a career-high strikeout-to-walk ratio (2.7/1)... NL-best 12 road wins ranked second in MLB... Started 30+ games for the third straight season... Paced the NL in wins, strikeouts per 9.0 innings (9.3), batting average against (.206), OPS against (.582), slugging percentage against (.299) and home run rate (MLB-best 0.41 per 9.0 innings pitched)... Also ranked among NL leaders in hits per 9.0 innings pitched (2nd, 6.7), K's (4th), complete games (T4th, 2), ERA (6th), winning percentage (6th, .724) and WHIP (8th, 1.13)... In the season's first "half," went 12-3 with a 2.92 ERA in 17 starts, but pitched even better (2.86 ERA) after the All-Star break... Strong September (4-1, 1.74) helped the Nationals hold off the Braves... Was named NL Pitcher of the Month for May (5-0, 2.25 ERA, 5 starts).

2011

The A's lone All-Star registered his second consecutive fantastic campaign (16-12, 3.12 ERA, 32 starts)... Ranked third in AL in opponents' slugging percentage (.336), fourth in wins, fourth in K's per 9.0 innings (8.78), fourth in percentage of swings that miss (25.3%), ninth in strikeouts (197), ninth in batting average against (.230) and 10th in ERA... Ranked third among MLB-qualified southpaws by fanning 8.8 per 9.0 innings (behind C.C. Sabathia and Cliff Lee)... Led the A's in wins, ERA, walks and strikeouts... Ranked fifth in the AL in ERA at the All-Star break, and tied for third thereafter.

2010

Won 15 games, posted a 3.23 ERA and worked more than 200 innings for OAK in his first complete MLB season... When starting, the Athletics went 19-14... Ranked among AL leaders in starts (T4th), opponents slugging percentage (5th, .329), ERA (8th), batting average against (10th, .229) and wins (T10th)... Paced OAK with 33 starts, 200.2 innings and 171 strikeouts... Went 8-3 with a 2.56 ERA in 15 starts after the All-Star break.



2009

Dominated in 12 Triple-A Pacific Coast League starts for Sacramento before earning the call (for good) from OAK on June 24...When toying the rubber, OAK finished 9-8...9.9 strikeouts per nine innings with OAK was the best single-season mark in the history of the Athletics franchise (min. 90.0 innings).

2008

Reached Double-A for the first time and pitched well enough to earn his first taste of the big leagues with the A's...Had his contract selected by the A's on Aug. 6...Went 1-4 with a 9.32 ERA in seven starts, but also fired 6.0 scoreless innings spanning three relief appearances...In first start on Aug. 6 at TOR, first strikeout victim was David Eckstein in the first inning...Earned initial MLB win in second starting assignment, Aug. 12 vs. TBR, by working 5.0 innings of one-run ball in OAK's 2-1 victory.

2007

With Birmingham of Double-A Southern League, paced Minor League baseball with 185 strikeouts in return to the White Sox organization...Paced the Southern League in batting average against (.216) and strikeouts per nine innings (11.1).

2006

In lone campaign in PHI's chain, struck out 9.7 batters per 9.0 innings in 27 starts with Reading of the Double-A Eastern League...166 strikeouts ranked second in the EL...Following season, participated in the hitter-friendly Arizona Fall League and registered a 2.81 ERA in six games/five starts... Got the starting nod in the AFL's Rising Stars Game.

2005

Combined to go 13-6 with a 2.82 ERA in 24 games/23 starts for Winston-Salem of the Single-A Carolina League and Kannapolis of the Single-A South Atlantic League in first full pro season...Paced CWS farmhands with 163 strikeouts.

2004

Debuted with Single-A Bristol (Appalachian League) and Single-A Kannapolis in pro debut, combined on a 2.70 ERA...Among CWS 2004 Draft class, was cited as having the "Best Breaking Ball," "Best Fastball" and being the "Closest to the Majors" by *Baseball America*.

PERSONAL

Giovanni Aramis Gonzalez (Gio)...Is a graduate of Monsignor Pace (FL) High...While at Monsignor Pace, was a two-time member of the Miami Herald All-Dade Baseball Team and the Florida Sports Writers Association's All-State Team...Pitched in the state championship game as a freshman and as a sophomore...On Jan. 8, 2013, hometown of Hialeah, FL celebrated "Gio Gonzalez Day."

CAREER TRANSACTIONS

- 2004** Selected by CWS in compensation round (38th overall) of First-Year Player Draft.
- 2005** Acquired by PHI with OF Aaron Rowand and LHP Daniel Haigwood in exchange for 1B Jim Thome and cash considerations, Nov. 25.
- 2006** Acquired by CWS with RHP Gavin Floyd in exchange for RHP Freddy Garcia, Dec. 7.
- 2008** Acquired by OAK with RHP Fautino De Los Santos and OF Ryan Sweeney in exchange for 1B/OF Nick Swisher, January 3.
- 2011** Acquired by Washington with RHP Robert Gilliam in exchange for C Derek Norris, RHP A.J. Cole, RHP Brad Peacock and LHP Tommy Milone, Dec. 23.

SIGNED BY

Jose Ortega (White Sox)

CAREER FIELDING

YEAR / POS.	PCT.	G	PO	A	E	TC	DP
2017 / P	1.000	32	6	23	0	29	1
Career / P	.972	281	69	213	8	290	10

CAREER BESTS

- LONGEST START 9.0 IP, 3x, last: 9/9/13 at NYM
- WINNING STREAK 5 games, 2x; Last 7/31/17 - 8/26/17
- MOST SINGLE-GAME K'S 12, 2x, last: 9/16/15 at PHI
- CAREER 10-K GAMES (14) 9/25/14 vs. NYM (12)
9/16/15 at PHI (12)
8/1/10 at CWS (11)
9/28/11 at SEA (11)
6/19/13 at PHI (11)
7/20/13 vs. LAD (11)
7/25/13 vs. PIT (11)
10/2/09 vs. LAA (10)
6/16/11 vs. KCR (10)
5/16/12 vs. PIT (10)
5/27/12 at ATL (10)
8/3/12 vs. MIA (10)
9/10/15 vs. ATL (10)
6/9/16 at CWS (10)
- HOME RUNS HIT (3) 8/8/12 at HOU (Galarraga)
4/3/13 vs. MIA (Slowey)
4/2/14 at NYM (Colon)

GONZALEZ



BRIAN GOODWIN • OF

ml_bg00d



BATS: Left THROWS: Right HEIGHT: 6'0" WEIGHT: 200

BORN: 11/2/90 Rocky Mount, NC
'18 OPENING DAY AGE: 27
MLB SERVICE: 1.019
OBTAINED: Selected in the sandwich round (No. 34 overall) of the 2011 First-Year Player Draft

8

GOODWIN CAREER RECORD

YEAR	CLUB	AVG	G	AB	R	H	TB	2B	3B	HR	RBI	SH	SF	HP	BB	SO	SB	CS	OBP	SLG	OPS	E
2011	DID NOT PLAY / Signed Late																					
2012	Hagerstown	.324	58	216	47	70	117	18	1	9	38	1	3	3	43	39	15	4	.438	.542	.980	2
	Harrisburg	.223	42	166	17	37	62	8	1	5	14	0	0	2	18	50	3	3	.306	.373	.679	2
2013	Harrisburg	.252	122	457	82	115	186	19	11	10	40	1	1	8	66	121	19	11	.355	.407	.762	5
2014	Syracuse	.219	81	274	31	60	90	10	4	4	32	4	0	1	50	95	6	4	.342	.328	.670	3
2015	Harrisburg	.226	114	429	58	97	146	17	4	8	46	0	3	2	38	93	15	7	.290	.340	.630	10
2016	Syracuse	.280	119	436	51	122	191	25	1	14	68	2	5	3	46	106	15	3	.349	.438	.787	6
	Washington	.286	22	42	1	12	18	4	1	0	5	0	0	0	2	14	0	0	.318	.429	.747	0
2017	Syracuse	.256	25	90	9	23	33	4	0	2	11	2	1	0	10	29	2	1	.327	.367	.694	1
	Washington	.251	74	251	41	63	125	21	1	13	30	0	3	1	23	69	6	0	.313	.498	.811	2
MINORS TOTALS		.253	561	2068	295	524	825	101	22	52	249	10	13	19	271	533	75	33	.343	.399	.742	29
MLB TOTALS		.256	96	293	42	75	143	25	2	13	35	0	3	1	25	83	6	0	.314	.488	.802	2

CAREER

Elite athlete, fleet-footed defender with ability to play all three outfield positions, swipe bases and hit for power from the left side of the plate...Has posted a .488 slugging percentage in 96 MLB games entering the 2018 season...40 of his 75 hits have gone for extra bases...Made his MLB debut in 2016 after emerging as one of the top hitters in Washington's system...Took the next step in his development with a breakout 2017 season...Was added to Washington's 40-man roster following the 2014 season.

2017

Began the season with Triple-A Syracuse before being summoned on May 8 and May 24...Recorded a .511 SLG and 33 extra base hits in 64 games after his second recall...When Michael A. Taylor was injured in early July, Goodwin took the reins in center field, starting 28 games in center until Taylor returned...Goodwin posted a .465 SLG (12 2B, 6 HR, 10 RBI, 5 SB, 23 R) during this stretch...Was placed on the disabled list on Aug. 16 (left groin strain)...When placed on DL, he ranked among NL rookies in doubles (T2nd, 21), extra base hits (4th, 35), HR (6th, 13) and among NL rookies with at least 250 AB, was third w/.498 SLG...In 16 games prior to his injury, was hitting .292 with a .585 SLG (7 2B, 4 HR)...Clubbed the game winning HR in Washington's 3-2 win over Miami on Aug. 10...Recorded his first career multi-homer game on June 23 vs. CIN...On July 27 vs. Milwaukee, he joined Wilmer Difo, Ryan Zimmerman and Bryce Harper in clubbing back-to-back-to-back-to-back home runs -- tying a Major League record for consecutive home runs (joining seven other clubs) and marking the first time in franchise history a Nationals or Expos team had accomplished that feat...With his 13 home runs, he was one of 10 Nationals to hit at least 10 home runs, tied for the most of any club in the National League and the second-most of any club in the Major Leagues (Houston, 11)...The Nationals' 10 players with 10 or more home runs are the most in franchise history (Nationals/Expos).

2016

Spent the majority of the season with Triple-A Syracuse before getting summoned to the big leagues on Aug. 6 (0-for-1, def. replacement)...Enjoyed two stints with the Nationals...Made his MLB debut, Aug. 6 vs. San Francisco...Was recalled on Sept. 2 and spent the rest of the season in D.C...Recorded his first MLB hit (8th inning single) in first MLB start, Aug. 10 vs. CLE...Hit safely in five of his last eight games of the season (5-for-17, 2B, 3B, 3 RBI, BB, R)... Appeared in right field (8 G), left field (5 G) and center field (1 G)...Hit .278 with 25 doubles, one triple, 13 home runs, 67 RBI, 46 walks, 15 stolen bases and 50 runs in 118 games for Triple-A Syracuse...Ranked among International League hitters in RBI (5th)...Ranked tied for second in Washington's Minor League system with 14 home runs...Was named an International League mid-season All-Star...Following the season, hit .313 with six doubles, two triples, two homers, 11 RBI, one stolen base and 19 runs scored in 25 games for Naranjeros de Hermosillo of the Mexican Winter League.

2015

Collected a career-high 46 RBI in 114 games for Double-A Harrisburg...Returned from a left shoulder injury that plagued him during the 2014 season...Excelled in the Venezuelan Winter League following the season...Hit .316 (42-for-133) with eight doubles, one triple, three home runs, 18 RBI, 19 walks, five stolen bases and 21 runs scored in 35 games for Bravos de Margarita.

AWARDS AND HONORS

- 2016..... International League All-Star (mid-season)
- 2015..... Washington's No. 9 prospect per *Baseball America*
- 2014..... Washington's No. 3 prospect per *Baseball America*
- 2013..... Washington's No. 3 prospect per *Baseball America*
- 2013..... Double-A Eastern League All-Star (mid-season).
- 2013..... Arizona Fall League All-Star
- 2012..... Washington's No. 5 prospect per *Baseball America*
- 2012..... Arizona Fall League Rising Stars Game MVP



2014

Experienced his first exposure to the Triple-A International League...Was limited to just 81 games due to an injured left shoulder, sustained while sliding into second base on July 1, ending his season...Had surgery to repair the labrum in his left shoulder, July 31 (Dr. Wiemi Douguigh)...At the time of his injury, his 50 walks ranked second in the International League while his four triples were tied for seventh.

2013

In his first full Double-A campaign, the Eastern League All-Star hit .252 with a team-high 40 extra-base hits and a .355 OBP in 122 games...Led the Eastern League with 11 triples, while also ranking among Eastern League leaders in runs (3rd, 82) and walks (7th, 66)...Following the season, played in 19 games for Mesa of the prestigious Arizona Fall League and hit .296 with seven extra-base hits (4 doubles, triple, 2 homers) and 12 RBI.

2012

Played in 100 games in his professional debut with Harrisburg and Hagerstown...Combined to hit .280 with 14 home runs en route to a stellar .384 OBP and .852 OPS...Was rated by *Baseball America* as the Eastern League's No. 7 prospect following the season...Missed five weeks with a hamstring strain in the left leg...Hit .238 with six doubles, two triples, three home runs and six RBI in 20 Arizona Fall League contests with Salt River...Was named the MVP in the Arizona Fall League Rising Stars Game.

PERSONAL

Brian Christopher Goodwin...Played collegiately at Miami Dade College and the University of North Carolina...In his lone season at Miami Dade, hit .382 (60-for-157) with 11 doubles, two triples, eight home runs, 37 RBI, 16 stolen bases and a .492 OBP in 47 games...In the summer of 2010, hit .281 and stole 15 bags for Harwich of the Cape Cod League...In one season at UNC, earned a spot on Louisville Slugger Freshman All-American Team (.291, 13 doubles, eight triples, seven home runs, 63 RBI, seven stolen bases, 47 runs scored, 45 walks in 60 games)...Was named the Gatorade Player of the Year in North Carolina...Hit .473 as a junior and led Rocky Mount (NC) High to first state championship in 28 years.

CAREER TRANSACTIONS

2009..... Selected by CWS in the 17th round of First-Year Player Draft (did not sign).
2011..... Selected by Washington in sandwich round (34th overall) of First-Year Player Draft.

SIGNED BY

Alex Morales (Nationals)

CAREER FIELDING

YEAR / POS.	PCT	G	PO	A	E	TC	DP
2017 / CF	.984	34	61	2	1	64	1
2017 / LF	.977	31	41	1	1	43	0
2017 / RF	1.000	11	16	2	0	18	1
CAREER / LF	.978	36	44	1	1	46	0
CAREER / CF	.985	35	62	2	1	65	1
CAREER / RF	1.000	19	26	2	0	28	1

CAREER BESTS

SINGLE-GAME HITS..... 4, 6/2/17 at OAK
SINGLE-GAME RBI..... 2, 8x; Last: 8/10/17 vs. MIA
HITTING STREAK..... 5 games, 3x; Last: 8/8/17 - 8/13/17
MULTI-HR GAMES (1)..... 6/23/17 at CIN
CAREER GRAND SLAMS..... None
CAREER PINCH HOMERS..... None
CAREER WALK-OFF HOMERS..... None

GOODWIN



TREVOR GOTT • RHP

Trevor_Gott
@Trevor_Gott



BATS: Right THROWS: Right HEIGHT: 6'0" WEIGHT: 185

BORN: 8/26/92 Lexington, KY

'18 OPENING DAY AGE: 25

MLB SERVICE: 0.153

OBTAINED: Acquired from Los Angeles (AL) with RHP Michael Brady in exchange for INF Yunel Escobar, Dec. 10, 2015

26

GOTT CAREER RECORD

YEAR	CLUB	W	L	ERA	G	GS	CG	SHO	SV	IP	H	R	ER	HR	HB	BB	SO	SO/9	WP	BK	BAA
2013	Eugene	0	0	2.08	4	0	0	0	0	4.1	4	2	1	0	0	3	8	16.6	0	0	.250
	Fort Wayne	2	2	2.56	27	0	0	0	4	31.2	23	11	9	1	2	12	33	9.4	1	0	.205
	Lake Elsinore	2	4	3.16	29	0	0	0	16	31.1	28	13	11	3	1	9	31	8.9	1	0	.239
2014	San Antonio	0	0	4.63	10	0	0	0	0	11.2	11	8	6	0	0	9	11	8.5	0	0	.256
	Arkansas	2	1	1.53	13	0	0	0	2	17.2	11	3	3	0	0	7	18	9.2	1	0	.186
	Arkansas	1	0	3.20	18	0	0	0	8	19.2	19	9	7	0	1	7	20	9.2	1	0	.268
2015	Salt Lake	0	0	0.00	7	0	0	0	0	8.1	7	0	0	0	1	5	10	10.8	0	0	.241
	Los Angeles (AL)	4	2	3.02	48	0	0	0	0	47.2	43	18	16	2	3	16	27	5.1	1	0	.242
	Syracuse	3	3	4.35	33	0	0	0	1	39.1	44	20	19	2	3	13	31	7.1	1	0	.288
	GCL Nationals	0	1	9.00	1	0	0	0	0	2.0	4	2	2	0	1	0	2	9.0	1	0	.500
	Auburn	0	0	4.50	1	0	0	0	0	2.0	3	1	1	0	0	0	2	9.0	0	0	.375
2016	Washington	0	0	1.50	9	0	0	0	0	6.0	6	1	1	0	1	3	6	9.0	0	0	.250
	Syracuse	2	0	3.86	30	0	0	0	4	37.1	39	19	16	2	1	13	35	8.4	5	0	.264
2017	Washington	1	0	30.00	4	0	0	0	0	3.0	11	10	10	1	0	3	3	9.0	1	0	.550
	Syracuse	2	0	3.86	30	0	0	0	4	37.1	39	19	16	2	1	13	35	8.4	5	0	.264
MINORS TOTALS		12	11	3.29	173	0	0	0	35	205.1	193	88	75	8	10	78	201	8.8	11	0	.253
MLB TOTALS		5	2	4.29	61	0	0	0	0	56.2	60	29	27	3	4	22	36	5.7	2	0	.270

CAREER

Young reliever boasts mid-to-upper 90s fastball, despite small frame...Made his Major League debut in 2015.

2017

Spent the majority of the 2017 season with Triple-A Syracuse...Enjoyed two Major League stints in 2017...Went 4-for-4 in save opportunities while with Triple-A Syracuse...Surrendered just two home runs in 37.1 innings pitched.

2016

In his first season in Washington's system, went 3-4 with a 4.57 ERA in 35 Minor League games...Was recalled on Sept. 2...After Sept. 12, recorded a 0.00 ERA (4.1 IP), four strikeouts, one walk and four hits in seven appearances...Earned a hold on Oct. 2 vs. MIA (0.2 IP).

2015

Made his Major League debut on June 14 vs. Oakland (1.0 IP, SO) after spending time at Double-A Arkansas and Triple-A Salt Lake...Did not allow a run in his first nine games (1-0, 3 holds) at the big league level...Recorded 14 holds in 48 Major League games...Surrendered just two home runs all season...Was one of 14 MLB pitchers to throw at least 40.0 innings and allow two or fewer home runs.

2014

Began the season in San Diego's chain before being acquired by LAA on July 19...Recorded 16 saves in 29 games for Single-A Lake Elsinore and was promoted to Double-A San Antonio prior to the trade.

2013

Reported to short-season Single-A Eugene following the 2013 First-Year Player Draft...Appeared in four games before being promoted to Single-A Fort Wayne for the remainder of the season...Went 2-2 with four saves and a 2.50 ERA in 31 games in his first professional season.

PERSONAL

Trevor Vaughan Gott...Attended Tates Creek (KY) High School and the University of Kentucky...Named Gatorade Kentucky High School Player of the Year in 2010...Went 6-0 with a 1.12 ERA and 76 strikeouts in 47.1 innings pitched during senior season...Set single-season save record at UK in 2013 with 23.

CAREER TRANSACTIONS

- 2013..... Selected by SDP in the sixth round of First-Year Player Draft.
- 2014..... Acquired by LAA along with RHP Houston Street in exchange for INF Taylor Lindsey, RHP R.J. Alvarez, INF Jose Rondon & RHP Elliot Morris, July 18.
- 2015..... Acquired by Washington with RHP Michael Brady in exchange for INF Yunel Escobar, Dec. 10.

SIGNED BY

Mark Connor (Padres)

CAREER FIELDING

YEAR / POS.	PCT.	G	PO	A	E	TC	DP
2017 / P	—	9	0	0	0	0	0
Career / P	1.000	57	4	8	0	12	0

MATT GRACE • LHP

@mattgrace31



BATS: Left THROWS: Left HEIGHT: 6'4" WEIGHT: 215

BORN: 12/14/88 Palos Verdes, CA

'18 OPENING DAY AGE: 29

MLB SERVICE: 1.065

OBTAINED: Selected in the eighth round of the 2010 First-Year Player Draft



GRACE CAREER RECORD

YEAR	CLUB	W	L	ERA	G	GS	CG	SHO	SV	IP	H	R	ER	HR	HB	BB	SO	SO/9	WP	BK	BAA
2010	GCL Nationals	1	1	6.27	8	5	0	0	0	18.2	23	17	13	0	1	3	14	6.8	1	0	.303
	Vermont	0	1	6.75	2	2	0	0	0	8.0	8	10	6	1	2	3	4	4.5	1	0	.250
2011	Hagerstown	12	7	5.17	26	25	0	0	0	132.1	169	92	76	8	6	38	85	5.8	11	0	.314
2012	Potomac	9	12	4.84	26	24	2	1	0	141.1	178	95	76	10	3	48	83	5.3	13	0	.310
2013	Potomac	3	0	3.18	14	0	0	0	0	28.1	26	11	10	0	3	7	24	7.6	2	0	.245
	Harrisburg	6	3	3.79	28	0	0	0	1	38.0	42	17	16	2	1	7	31	7.3	3	0	.284
2014	Harrisburg	3	1	1.02	22	0	0	0	3	35.1	32	10	4	0	0	12	32	8.2	1	0	.229
	Syracuse	2	0	1.30	28	0	0	0	0	41.2	28	6	6	1	2	13	30	6.5	0	0	.194
2015	Syracuse	0	2	2.40	38	0	0	0	1	48.2	43	16	13	1	0	16	31	5.7	0	0	.249
	Washington	2	1	4.24	26	0	0	0	0	17.0	26	11	8	0	1	8	14	7.4	1	0	.356
2016	Syracuse	1	3	2.85	35	0	0	0	1	47.1	54	17	15	1	0	9	32	6.1	4	0	.287
	GCL Nationals	1	0	3.86	3	0	0	0	0	4.2	2	2	2	1	1	0	4	7.7	0	0	.125
	Washington	0	0	0.00	5	0	0	0	0	3.0	1	0	0	0	0	4	12.0	0	0	0	.100
2017	Syracuse	1	3	3.66	13	1	0	0	0	19.2	21	9	8	2	1	8	21	9.6	0	0	.269
	Washington	1	0	4.32	40	1	0	0	2	50.0	50	25	24	3	3	18	31	5.6	2	0	.266
MINORS TOTALS		39	33	3.91	243	57	2	1	6	564.0	626	302	245	27	20	164	391	6.2	36	0	.283
MLB TOTALS		3	1	4.11	71	1	0	0	2	70.0	77	36	32	3	4	26	49	6.3	3	0	.284

CAREER BATTING RECORD

YEAR	CLUB	AVG	G	AB	R	H	TB	2B	3B	HR	RBI	SH	SF	HP	BB	SO	SB	CS	OBP	SLG	OPS	E
2017	Washington	.000	39	5	0	0	0	0	0	0	0	0	0	0	0	4	0	0	.000	.000	.000	1
MLB TOTALS		.000	71	5	0	0	0	0	0	0	0	0	0	0	0	4	0	0	.000	.000	.000	1

CAREER

Lefty with a heavy fastball/slider repertoire that induced groundballs at a rate of 61.6% in his 71 career big league games (MLB average: 45%)... At 61.6%, Grace ranks sixth among National League relievers in groundball percentage since 2015 (min. 60.0 IP)...Began professional career as a starter but has seen success in the relief role since 2013...Has allowed just seven home runs as a reliever during his last five Minor League seasons (2013-17) and just three home runs across 70.0 MLB innings (0.54 HR/9.0 IP)...Was added to Washington's 40-man roster following the 2014 season.

2017

Began the season with Triple-A Syracuse before being recalled to Washington on five occasions before sticking for good after June 15 recall...Appeared in a career-high 40 Major League games...Went 1-0 with two saves and a 4.32 ERA in 40 games (one start)...Was thrust into duty to make his first MLB start (spot start to replace Max Scherzer) on Aug. 18 at SDP (4.1 IP, 2 H, BB SO) as Washington won, 7-1...Collected the first save of his Major League career on July 14 at CIN...In 81 at-bats against left-handed batters, did not allow a single extra-base hit...Lefties hit .235 (19-for-81) with nine walks and 21 strikeouts...From his final recall (June 15) through the end of the season, he allowed one earned run or fewer in 27 of his 33 appearances...Allowed 15.4% (2-for-13) of inherited runners to score, which would have ranked fourth in the National League, but fell just short of qualifying to be among league leaders.

2016

Went 2-3 with a 2.94 ERA (17 ER/52.0 IP) in 38 games between the Gulf Coast League Nationals and Triple-A Syracuse...Was recalled on Sept. 2 for his first MLB assignment of season...Allowed just one hit in five appearances (3.0 IP)...Struck out four batters and did not issue a walk across his five Major League appearances in 2016...While at Triple-A Syracuse, opposing left-handed batters recorded just a .274 slugging percentage (15 H, 2 2B) in 62 at bats.

2015

Began the season with Triple-A Syracuse before being recalled to the big leagues on April 22...Made his MLB debut that night against St. Louis (1.0 IP, BB)...Earned his first Major League win, May 4 vs. MIA...Appeared in 17 games for Washington before being optioned back to Syracuse on June 1...Returned to Washington when rosters expanded, September 2... Allowed just one earned run in 5.0 innings spanning nine September outings...Did not walk a batter over that stretch...On the season, allowed just one extra-base hit in 38 at bats against left handed batters, striking out nine and walking just two...For the second straight season, allowed just one home run.

NATIONALS PARK
COMMUNITY RELATIONS
DREAM FOUNDATION
YOUTH BASEBALL ACADEMY
FRONT OFFICE | OWNERSHIP
MANAGER | COACHING STAFF
PLAYERS
IN REVIEW
HISTORY AND RECORDS
SCOUTING | RESEARCH | PLAYER DEV.
MEDIA

GRACE, MATT

2014

Enjoyed a breakout year, going 5-1 with a 1.17 ERA (10 ER/77.0 IP) in 50 appearances between Double-A Harrisburg and Triple-A Syracuse...Tallied 62 strikeouts while holding opposing hitters to a .211 batting average...He surrendered just one home run...Began the season with Harrisburg before being promoted to Syracuse in mid-June...Following the season, appeared in 10 games for Mesa of the Arizona Fall League, posting a 3.18 ERA (4 ER/11.1 IP).

2013

Worked exclusively out of the bullpen for the first time in his professional career...Went a combined 9-3 with a 3.53 ERA (26 ER/66.1 IP) in 42 appearances between Single-A Potomac and Double-A Harrisburg...Was promoted to Harrisburg on June 1.

2012

Spent the entire season with Single-A Potomac...Went 9-12 with a 4.84 ERA in 26 games/24 starts...Tossed two seven-inning complete games (6/9 vs. Salem and 8/21 vs. Carolina).

2011

Posted a career-high 12 wins, second-most among Nationals farmhands...Spent the entire season with Single-A Hagerstown.

2010

In his first professional exposure, went 1-2 with a 6.41 ERA (19 ER/26.2 IP) in 10 games/seven starts between rookie-level GCL Nationals and short-season Single-A Vermont...Was promoted to Vermont at the end of August, where he spent the remainder of the season.

PERSONAL

Matthew Aaron Grace...Attended Palos Verdes (CA) High School and UCLA...College teammate of eventual first rounders Gerrit Cole and Trevor Bauer...In three seasons for the Bruins, went 4-4 with a 3.95 ERA (69 appearances, 6 starts), totaling 72 strikeouts and 38 walks in 98.0 innings...Appeared on the summer collegiate baseball circuit in 2009 (Cape Cod League - Cotuit Kettleers) and 2008 (Northwoods League - Alexandria Beetles).

GRACE

CAREER TRANSACTIONS

2010 Selected by Washington in the eighth round of the First-Year Player Draft.

SIGNED BY

Craig Cornfeld (Nationals)

CAREER FIELDING

YEAR / POS.	PCT.	G	PO	A	E	TC	DP
2017 / P	.900	40	1	8	1	10	1
Career / P	.929	71	1	12	1	14	1

CAREER BESTS

LONGEST START.....	4.1 IP, 8/18/17 at SDP
WINNING STREAK.....	None
MOST SINGLE-GAME K'S.....	4, 7/6/17 vs. ATL
CAREER 10-K GAMES.....	None
HOME RUNS HIT.....	None



ISMAEL GUILLON • LHP

@ismael_guillon



BATS: Left THROWS: Left HEIGHT: 6'2" WEIGHT: 222

BORN: 2/13/92 Valencia, VEN
'18 OPENING DAY AGE: 26
MLB SERVICE: 0.000
OBTAINED: Signed as a Minor League free agent, Dec. 15, 2017

60

GUILLON CAREER RECORD

YEAR	CLUB	W	L	ERA	G	GS	CG	SHO	SV	IP	H	R	ER	HR	HB	BB	SO	SO/9	WP	BK	BAA
2010	AZL Reds	3	3	3.32	12	10	0	0	0	57.0	39	26	21	1	0	23	73	11.5	6	0	.193
2011	Billings	3	6	6.57	15	15	0	0	0	63.0	78	57	46	11	4	46	61	8.7	13	1	.305
2012	Billings	4	1	2.29	11	10	0	0	0	51.0	39	16	13	1	2	24	63	11.1	9	1	.210
	Dayton	2	0	2.55	4	4	0	0	0	24.2	22	8	7	2	0	7	27	9.9	2	1	.247
2013	Dayton	7	8	4.75	27	26	0	0	0	121.1	95	72	64	14	1	95	134	9.9	26	1	.220
2014	Dayton	4	1	3.17	13	12	0	0	0	65.1	41	27	23	3	1	27	69	9.5	8	1	.186
	Bakersfield	1	6	6.79	12	11	0	0	0	58.1	68	52	44	13	5	28	45	6.9	9	0	.291
2015	DID NOT PITCH / Injured																				
2016	Daytona	7	2	2.41	32	13	0	0	0	93.1	50	27	25	10	5	39	116	11.2	1	1	.162
2017	Pensacola	1	2	2.25	13	0	0	0	1	16.0	18	7	4	0	1	11	21	11.8	3	2	.269
	Louisville	1	4	5.20	27	3	0	0	0	53.2	57	35	31	6	1	35	55	9.2	6	0	.274
MINORS TOTALS		33	33	4.14	166	104	0	0	1	603.2	507	327	278	61	20	335	664	9.9	83	8	.230

CAREER

Left-hander with a deceptive delivery and a fastball/change up combo that keeps hitters off balance and has allowed him to strike out 9.9 batters per 9.0 IP in eight professional seasons...In five of the last seven seasons, his changeup was rated by *Baseball America* as the best among Reds farmhands...Joins the Nationals on a Minor League contract with an invite to 2018 Spring Training...2018 will mark his fifth Major League Spring Training (2013, 2014, 2015, 2017).

2017

Transitioned to reliever...Appeared in 40 games between Double-A Pensacola and Triple-A Louisville...He went 2-6 with a 4.52 ERA in 40 games (three starts) between the two stops.

2016

Spent the season at Single-A Daytona where he ranked fifth in the Florida State League in strikeouts.

2015

Did not pitch because of a torn left latissimus muscle suffered in spring training...Rehabilitated the injury without surgery

2014

Spent the season at Single-A at Dayton and Single-A Bakersfield...Became Dayton's all-time leader in strikeouts with 230 in 211.1 career innings.

2013

Spent the season at Single-A Dayton...Led the Midwest League in strikeouts (134) and strikeouts per 9.0 IP (9.59).

2012

Began the season with Rookie-level Billings before being promoted to Single-A Dayton...Went 6-1 with a 2.38 ERA.

2011

Made 15 starts for Rookie-level Billings in his first full professional season.

2010

Ranked among Arizona League leaders in strikeouts (1st, 73), opp. batting average (1st, .193) and ERA (5th, 1.09).

PERSONAL

Ismael Jose Guillon...Pronounced EES-mah-ALE gee-YON.

AWARDS AND HONORS

- 2016..... Florida State League Pitcher of the Week (Aug. 14)
- 2014..... Midwest League All-Star (mid-season)
- 2014..... Midwest League Pitcher of the Week (April 28)
- 2013..... MiLB.com Organization All-Star
- 2013..... Cincinnati's No. 9 prospect, per *Baseball America*
- 2012..... Pioneer League post-season All-Star

NOTHING

CAREER TRANSACTIONS

- 2006..... Signed by CIN as a non-drafted free agent, Oct. 6.
- 2017..... Signed by Washington as a Minor League free agent, Dec. 15

SIGNED BY

Tomy Arias (Reds)

TAYLOR GUSHUE • C

 [insta_gush](#)
 [@TGush17](#)

BATS: Switch **THROWS:** Right **HEIGHT:** 6'1" **WEIGHT:** 233
BORN: 12/19/93 Boca Raton, FL**'18 OPENING DAY AGE:** 24**MLB SERVICE:** 0.000**OBTAINED:** Acquired from Pittsburgh with cash in exchange for INF Chris Bostick, Sept. 26, 2016

74

GUSHUE CAREER RECORD

YEAR	CLUB	AVG	G	AB	R	H	TB	2B	3B	HR	RBI	SH	SF	HP	BB	SO	SB	CS	OBP	SLG	OPS	E
2014	Jamestown	.241	54	199	25	48	80	13	2	5	29	4	1	2	27	37	0	1	.336	.402	.738	3
2015	West Virginia	.231	99	360	35	83	123	17	4	5	47	2	3	5	25	79	1	2	.288	.342	.630	5
2016	Bradenton	.226	90	328	42	74	117	17	1	8	38	1	3	4	23	69	0	0	.282	.357	.639	4
2017	Potomac	.241	91	323	38	78	141	9	0	18	67	0	8	4	41	88	0	0	.327	.437	.764	6
2017	Harrisburg	.083	4	12	0	1	1	0	0	0	0	0	0	0	1	1	0	0	.154	.083	.237	1
MINORS TOTALS		.232	338	1222	140	284	462	56	7	36	181	7	15	15	117	274	1	3	.304	.378	.682	19

CAREER

Power-hitting catcher earned an invite to 2018 Major League Spring Training... Was acquired from Pittsburgh in exchange for INF Christopher Bostick at the end of the 2016 season.

2017

Enjoyed a breakout season in his first campaign in Washington's organization...

Ranked tied for second in the Carolina League and tied for fourth among Nationals farmhands with 18 home runs...Also ranked fourth in the Carolina League with 67 RBI despite being promoted to Double-A Harrisburg late in the season...Following the season, appeared in 13 games for the Mesa Solar Sox of the Arizona Fall League...Hit .143 (7-for-49) with two homers and three RBI.

2016

Spent the entire season with Bradenton of the Single-A Florida State League...Hit a then career-high eight home runs...Was named a Florida State League mid-season All-Star.

2015

Tied for the South Atlantic League lead in games caught (99).

2014

Hit four home runs in his first five professional games for short-season Single-A Jamestown.

PERSONAL

Taylor Stone Gushue...Pronounced GUSH-oo...Attended Calvary Christian (FL) High School and the University of Florida...Was named a second-team Louisville Slugger All-American in 2014 while also earning All-SEC first-team honors...Was a semifinalist for the Johnny Bench Award in 2014, recognizing the nation's best catcher.

AWARDS AND HONORS

- 2018..... Washington's No. 20 prospect per *Baseball America*
- 2017..... Carolina League All-Star (post-season)
- 2017..... Carolina League All-Star (mid-season)
- 2016..... Florida State League mid-season All-Star

GUSHUE

CAREER TRANSACTIONS

- 2014 Selected by PIT in fourth round of the First-Year Player Draft.
- 2016 Acquired by Washington in exchange for INF Christopher Bostick, Sept. 26.

SIGNED BY

Darren Mazeroski (Pirates)

KELVIN GUTIERREZ • INF

Instagram: [kgutierrez03](#)




BATS: Right **THROWS:** Right **HEIGHT:** 6'3" **WEIGHT:** 216

BORN: 8/28/94 San Francisco de Macoris, DOM

'18 OPENING DAY AGE: 23

MLB SERVICE: 0.000

OBTAINED: Signed as a non-drafted free agent, April 10, 2013



GUTIERREZ CAREER RECORD

YEAR	CLUB	AVG	G	AB	R	H	TB	2B	3B	HR	RBI	SH	SF	HP	BB	SO	SB	CS	OBP	SLG	OPS	E
2013	DSL Nationals	.255	60	208	35	53	70	13	2	0	23	1	1	2	23	36	9	2	.333	.337	.670	18
2014	GCL Nationals	.286	53	192	27	55	67	6	3	0	25	0	2	1	23	29	4	6	.362	.349	.711	11
2015	Auburn	.305	62	239	31	73	99	21	1	1	30	1	1	4	16	52	2	0	.358	.414	.772	21
2016	Hagerstown	.300	96	377	58	113	153	19	6	3	48	2	6	3	29	65	19	7	.349	.406	.755	21
	Auburn	.323	9	31	5	10	13	3	0	0	6	0	1	0	3	5	4	0	.371	.419	.790	1
	Potomac	.237	10	38	7	9	13	1	0	1	2	1	0	2	3	5	2	2	.326	.342	.668	3
2017	Potomac	.288	58	222	34	64	92	10	6	2	16	0	2	2	19	59	3	0	.347	.414	.761	5
	GCL Nationals	.212	10	33	6	7	12	3	1	0	1	0	0	0	4	7	2	0	.297	.364	.661	1
MINORS TOTALS		.287	358	1340	203	384	519	76	19	7	151	5	13	14	120	258	45	17	.348	.387	.736	81

CAREER

Tall third baseman has been cited by *Baseball America* as one of the top defenders in Washington's system during his five-year professional career...He enters 2018 season with the "Best Infield Arm" in Washington's system, according to *Baseball America*, a distinction he earned in 2017 as well...Following the 2016 season, the publication noted that he was the "Best Defensive Third Baseman" in the South Atlantic League...Has displayed a consistent bat and has stolen bases at a 73% clip (45-for-62) during his five-year professional career...Was added to Washington's 40-man roster following the 2017 season.

2017

Hit .278 with 13 doubles, seven triples, two homers, 17 RBI, five stolen bases and 40 runs scored in 68 games between Potomac and the GCL...Was a Carolina League mid-season All-Star...Following the season, hit .350 (14-for-40) with a triple, homer, nine RBI, seven walks and six runs scored in 13 games for the Mesa Solar Sox of the Arizona Fall League.

2016

Hit .296 with 23 doubles, six triples, four homers, 56 RBI, 25 stolen bases and 70 runs scored in 115 games between Hagerstown, Auburn and Potomac...His .296 average ranked fourth among Nationals farmhands...The .300 batting average he posted with Hagerstown was good for fifth in the league...Was named a South Atlantic League mid-season and post-season All-Star.

2015

Ranked among New York-Penn League leaders in doubles (T1st, 21), hits (3rd, 73) and batting average (5th, .305)...His .305 average ranked third among Nationals farmhands...Was named a New York-Penn League All-Star.

2014

In his first domestic season, hit .286 with six doubles and three triples in 53 games with the GCL Nationals.

2013

Appeared in 60 games for the DSL Nationals in his first professional season.

PERSONAL

Kelvin Manuel Gutierrez.

AWARDS AND HONORS

- 2018..... Washington's No. 12 prospect, per *Baseball America*
- 2017..... Arizona Fall League Player of the Week (Nov. 4)
- 2017..... Carolina League All-Star (mid-season)
- 2017..... Washington's No. 16 prospect per *Baseball America*
- 2016..... South Atlantic League All-Star (post-season)
- 2016..... South Atlantic League All-Star (mid-season)
- 2015..... New York-Penn League All-Star (mid-season)

CAREER TRANSACTIONS
2013 Signed as a non-drafted free agent, April 10.

SIGNED BY
Modesto Ulloa (Nationals)

GUTIERREZ


BRYAN HARPER • LHP

Instagram: [bryanharper45](#)
Twitter: [@BryanHarper45](#)



BATS: Left THROWS: Left HEIGHT: 6'6" WEIGHT: 215

BORN: 12/29/89 Las Vegas, NV
'18 OPENING DAY AGE: 28
MLB SERVICE: 0.000
OBTAINED: Selected in the 30th round of the 2011 First-Year Player Draft



39

HARPER CAREER RECORD

YEAR	CLUB	W	L	ERA	G	GS	CG	SHO	SV	IP	H	R	ER	HR	HB	BB	SO	SO/9	WP	BK	BAA
2011	GCL Nationals	0	0	0.00	2	0	0	0	0	2.0	1	0	0	0	0	1	2	9.0	0	0	.167
2012	Auburn	0	1	10.59	15	0	0	0	0	17.0	34	21	20	1	1	11	21	11.1	1	0	.420
2013	Hagerstown	5	1	3.97	34	0	0	0	0	45.1	32	22	20	2	8	32	43	8.5	5	0	.196
2014	Potomac	2	0	2.66	27	0	0	0	3	44.0	33	18	13	2	1	17	40	8.2	6	0	.199
	Harrisburg	1	0	4.70	12	0	0	0	1	15.1	20	10	8	1	1	8	11	6.5	2	0	.323
2015	Harrisburg	2	2	3.02	34	0	0	0	0	41.2	34	16	14	5	1	15	33	7.1	2	0	.214
	Syracuse	0	0	2.25	4	0	0	0	0	4.0	2	1	1	0	0	4	1	2.3	1	0	.133
2016	Harrisburg	2	1	1.50	20	0	0	0	6	24.0	12	4	4	3	0	7	21	7.9	0	0	.146
	Syracuse	1	1	2.95	20	0	0	0	0	21.1	16	9	7	2	0	11	20	8.4	2	0	.203
2017	DID NOT PITCH / Injured																				
MINORS TOTALS		13	6	3.65	168	0	0	0	11	214.2	184	101	87	16	12	106	192	8.0	19	0	.226

CAREER

Tall left-hander will take part in his first Major League Spring Training in 2018...Since 2013, he has held opposing left-handed batters to a .182 average (45-for-247) while allowing just 12 extra base hits (8 doubles, 4 home runs) along the way...Has pitched to a 2.81 ERA across his last three seasons (2014-16).

2017

Underwent "Tommy John" ligament replacement surgery following the 2016 season.

2016

Turned in another strong season, posting a career-best 2.18 ERA across 40 appearances between Double-A Harrisburg and Triple-A Syracuse...His 40 appearances were also a career high...Held opposing left-handed batters to a .091 average in Double-A and a .161 average in Triple-A...Recorded a career-high six saves...Was promoted from Harrisburg to Syracuse on June 4.

2015

Turned in his best professional season to date, advancing to Triple-A Syracuse for the first time...Went 2-2 with a 2.96 ERA in 38 starts between Double-A Harrisburg and Syracuse...Was promoted to Syracuse on Aug. 25...From May 6 to July 24, tossed 22.0 consecutive scoreless innings across 17 appearances.

2014

Went 3-0 with four saves and a 3.19 ERA in a career-high 39 appearances between Single-A Potomac and Double-A Harrisburg...Was promoted to Harrisburg on June 17.

2013

Recorded a career-high five wins for Single-A Hagerstown.

2012

Appeared in 15 games for short-season Single-A Auburn.

2011

Reported to the GCL Nationals following the 2011 First-Year Player Draft.

PERSONAL

Bryan James Harper...Graduated from Las Vegas High School...Started his college career at Cal-State Northridge before transferring to the College of Southern Nevada and then eventually the University of South Carolina...Won the 2011 College World Series as a member of the Gamecocks...Brother of Nationals outfielder Bryce Harper.

CAREER TRANSACTIONS	
2008 Selected by Washington in 31st round of First-Year Player Draft (did not sign).
2010 Selected by CHI in 27th round of First-Year Player Draft (did not sign).
2011 Selected by Washinton in 30th round of First-Year Player Draft.

SIGNED BY
Paul Faulk (Nationals)



BRYCE HARPER • OF

bharper3407
 @BHarper3407



BATS: Left THROWS: Right HEIGHT: 6'3" WEIGHT: 220

BORN: 10/16/92 Las Vegas, NV

'18 OPENING DAY AGE: 25

MLB SERVICE: 5.159

OBTAINED: Selected in the first round (first overall) of the 2010 First-Year Player Draft



HARPER CAREER RECORD

YEAR	CLUB	AVG	G	AB	R	H	TB	2B	3B	HR	RBI	SH	SF	HP	BB	SO	SB	CS	OBP	SLG	OPS	E
2010																						
	Hagerstown	.318	72	258	49	82	143	17	1	14	46	0	0	3	44	61	19	5	.423	.554	.977	5
	Harrisburg	.256	37	129	14	33	51	7	1	3	12	1	2	0	15	26	7	2	.329	.395	.724	3
2012	Syracuse	.243	21	74	8	18	27	4	1	1	3	1	0	0	9	14	1	1	.325	.365	.690	4
	Washington	.270	139	533	98	144	254	26	9	22	59	3	3	2	56	120	18	6	.340	.477	.817	7
2013	Washington	.274	118	424	71	116	206	24	3	20	58	3	4	5	61	94	11	4	.368	.486	.854	6
	Potomac*	.500	2	4	2	2	6	1	0	1	1	0	0	0	1	1	0	0	.600	1.500	2.100	0
	Harrisburg*	.286	2	7	3	2	4	0	1	0	2	0	0	0	2	3	0	0	.444	.571	1.015	0
2014	Washington	.273	100	352	41	96	149	10	2	13	32	3	1	1	38	104	2	2	.344	.423	.767	4
	Potomac*	.750	2	4	3	3	6	0	0	1	4	0	0	0	2	0	0	0	.833	1.500	2.333	0
	Harrisburg*	.600	3	10	4	6	16	1	0	3	7	0	0	0	3	1	2	2	.692	1.600	2.292	0
2015	Washington	.330	153	521	118	172	338	38	1	42	99	0	4	5	124	131	6	4	.460	.649	1.109	7
2016	Washington	.243	147	506	84	123	223	24	2	24	86	0	10	3	108	117	21	10	.373	.441	.814	2
2017	Washington	.319	111	420	95	134	250	27	1	29	87	0	3	1	68	99	4	2	.413	.595	1.008	2
	MINORS TOTALS	.300	139	486	83	146	253	30	4	23	75	2	2	3	76	106	29	10	.397	.521	.917	12
	MLB TOTALS	.285	768	2756	507	785	1420	149	18	150	421	9	25	17	455	665	62	28	.386	.515	.902	28

* - Rehab assignment

2012 POSTSEASON

RD.	CLUB, OPP	AVG	G	AB	R	H	TB	2B	3B	HR	RBI	SH	SF	HP	BB	SO	SB	CS	OBP	SLG	OPS	E
NLDS	WSH vs. STL	.130	5	23	2	3	9	1	1	1	2	0	0	0	0	8	0	0	.130	.391	.522	0
TOTALS		.130	5	23	2	3	9	1	1	1	2	0	0	0	0	8	0	0	.130	.391	.522	0

2014 POSTSEASON

RD.	CLUB, OPP	AVG	G	AB	R	H	TB	2B	3B	HR	RBI	SH	SF	HP	BB	SO	SB	CS	OBP	SLG	OPS	E
NLDS	WSH vs. SFG	.294	4	17	4	5	15	1	0	3	4	0	0	0	2	3	0	0	.368	.882	1.251	0
TOTALS		.294	4	17	4	5	15	1	0	3	4	0	0	0	2	3	0	0	.368	.882	1.251	0

2016 POSTSEASON

RD.	CLUB, OPP	AVG	G	AB	R	H	TB	2B	3B	HR	RBI	SH	SF	HP	BB	SO	SB	CS	OBP	SLG	OPS	E
NLDS	WSH vs. LAD	.235	5	17	4	4	5	1	0	0	1	0	0	1	6	6	3	0	.458	.294	.752	0
TOTALS		.235	5	17	4	4	5	1	0	0	1	0	0	1	6	6	3	0	.458	.294	.752	0

2017 POSTSEASON

RD.	CLUB, OPP	AVG	G	AB	R	H	TB	2B	3B	HR	RBI	SH	SF	HP	BB	SO	SB	CS	OBP	SLG	OPS	E
NLDS	WSH vs. CHI	.211	5	19	2	4	8	1	0	1	3	0	1	0	3	6	1	0	.304	.421	.725	0
TOTALS		.211	5	19	2	4	8	1	0	1	3	0	1	0	3	6	1	0	.304	.421	.725	0

ALL-STAR RECORD

YEAR	CLUB, SITE	AVG	G	AB	R	H	TB	2B	3B	HR	RBI	SH	SF	HP	BB	SO	SB	CS	OBP	SLG	OPS	E
2012	NL at KCR	.000	1	1	0	0	0	0	0	0	0	0	0	0	1	1	0	0	.500	.000	.500	0
2013	NL at NYM*	.000	1	2	0	0	0	0	0	0	0	0	0	0	0	0	0	0	.000	.000	.000	0
2015	NL at CIN*	.000	1	3	0	0	0	0	0	0	0	0	0	0	2	0	0	0	.000	.000	.000	0
2016	NL at SD*	.500	1	2	0	1	2	1	0	0	0	0	0	0	0	0	0	0	.500	1.000	1.333	0
2017	NL at MIA*	1.000	1	1	0	1	1	0	0	0	0	0	0	0	1	0	0	0	1.000	1.000	2.000	0
TOTALS		.222	5	9	0	2	3	1	0	0	0	0	0	0	2	3	0	0	.364	.333	.697	0

* - Starter

NATIONALS PARK
 COMMUNITY RELATIONS
 DREAM FOUNDATION
 YOUTH BASEBALL ACADEMY
 FRONT OFFICE OWNERSHIP
 MANAGER | COACHING STAFF
PLAYERS
 IN REVIEW 2017
 HISTORY AND RECORDS
 RESEARCH | PLAYER DEV.
MEDIA

HARPER, BRYCE

CAREER

Five-time All-Star and unanimous 2015 National League Most Valuable Player...Is a premium power hitter with strong baseball instincts and an advanced approach at the plate...He is one of 16 players in Major League history (three active: Pujols, Trout) to hit at least 150 home runs and accumulate 455 walks through his first six Major League seasons...He is one of 14 players in Major League history (four active: Trout, Pujols, Stanton) to hit at least 150 home runs prior to their age 25 season...At 22 years, 353 days old, he was the fourth-youngest player to win the MVP award (third-youngest to win NL MVP)...According to the *Elias Sports Bureau*, the only players younger than Harper ever to earn baseball's highest single-season honor were Vida Blue (AL) in 1971 (22 years, 64 days), Hall of Famer Johnny Bench, in 1970 (22 years, 298 days), and Hall of Famer Stan Musial, in 1943 (22 years, 316 days)...2012 NL Rookie of the Year...Joined Tony Conigliaro (24 homers in 1964, 32 in 1965) as the only players in MLB history to post a pair of 20-homer seasons prior to their 21st birthday...Since his rookie season of 2012, ranks sixth in Major League Baseball in on-base percentage (.386)...Clubbed four career Postseason home runs before the age of 22, joining Andrew Jones, Miguel Cabrera and Mickey Mantle as the only players in baseball history to do so... His 54 career intentional walks are a Nationals record (2005-pres.)...Since 2013, he ranks tied for second in Major League Baseball with five walk-off home runs (Donaldson, 7)...His 15 career multi-home run games are tied for second-most among active players through his first 768 games (Stanton, 16).

2017

Named a National League All-Star starter for the third straight year and was on his way to contending for his second National League MVP Award before suffering a hyperextended left knee on Aug. 12 vs. SFG...The injury cost him 41 games and left him just shy of qualifying for league leaders...At the time of his injury, he ranked in the NL in OPS (2nd, 1.034), go-ahead RBI (1st, 29), runs scored (2nd, 92), game-winning RBI (T3rd, 14), on-base percentage (4th, .419), home runs (T4th, 29), average (4th, .326), slugging percentage (4th, .614), total bases (4th, 247), extra base hits (5th, 57), walks (T5th, 66), RBI (6th, 87), and doubles (T8th, 27)...He returned from the disabled list on Sept. 26 and was in the lineup as the Nationals faced the Cubs in the NLDS...14 of his 29 HR came with two strikes, tied for eighth in MLB (T1st in NL)...Homered on Opening Day, marking his fifth career Opening Day home run...Clubbed two walk-off home runs, both against Philadelphia: April 16 (Benoit) and May 13 (Ramos)...Tied his own record of nine home runs in the month of April (2013, 2015)...Was named National League Player of the Week on April 23 after hitting .550 (11-for-20) with four doubles, three home runs, seven RBI, seven walks and ten runs scored during the week...Hit .391/.509/.772 with eight doubles, nine homers, 26 RBI, 22 walks and 32 runs scored in April, but was edged out by teammate Ryan Zimmerman for NL Player of the Month honors...Recorded a career-high 19 game hitting streak, July 1 - July 27...On July 27 vs. Milwaukee, he joined Wilmer Difo, Ryan Zimmerman and Brian Goodwin in clubbing back-to-back-to-back-to-back home runs -- tying a Major League record for consecutive home runs (joining seven other clubs) and marking the first time in franchise history a Nationals or Expos team had accomplished that feat...He clubbed a second home run in that game, the third multi-home run game of the month, tying a franchise record (Nationals/Expos) for one calendar month (Rusty Staub, Aug. 1970 & Vladimir Guerrero, Sept. 2000)...Was one of 10 Nationals to hit at least 10 home runs, tied for the most of any club in the NL and the second-most of any club in the Major Leagues (Houston, 11)... Clubbed his 150th career home run on Aug. 7 at Miami... He became the 14th player in MLB history (since 1913) to hit 150 career home runs before turning 25 years old...Moreover, according to the *Elias Sports Bureau*, only two active MLB players connected 150 times at a younger age: Albert Pujols (24 years, 212 days) and Giancarlo Stanton (24 years, 290 days)...At 24 years, 295 days, Harper and Mike Trout both connected on their 150th home run at the same exact age...Coupled with Ryan Zimmerman's go-ahead homer later in the inning, it was the first game in Postseason history that a team won in its last time up on separate game-tying and game-winning home runs, according to the *Elias Sports Bureau*...Clubbed his fifth career Postseason home run, a game-tying two run home run off Carl Edwards Jr. in the eighth inning to help propel Washington to the 6-3 win.

AWARDS AND HONORS

- 2017..... National League All-Star at MIA
- 2017..... National League Player of the Week (April 23)
- 2016..... National League All-Star at SDP
- 2016..... National League Player of the Week (April 17)
- 2016..... National League Player of the Month (April)
- 2015..... National League Most Valuable Player (BBWAA)
- 2015..... National League Hank Aaron Award
- 2015..... Louisville Slugger Silver Slugger (NL Outfielder)
- 2015..... National League All-Star at CIN
- 2015..... National League Player of the Month (May)
- 2015..... National League Player of the Week (Sept. 20)
- 2015..... National League Player of the Week (May 17)
- 2015..... National League Player of the Week (May 10)
- 2013..... National League All-Star at NYM
- 2012..... National League Rookie of the Year (BBWAA)
- 2012..... National League All-Star at KCR
- 2012..... National League Rookie of the Month (May)
- 2012..... National League Rookie of the Month (Sept.)
- 2012..... Nationals/MLB's No. 1 prospect per *Baseball America*
- 2011..... Arizona Fall League Rising Stars Game
- 2011..... MLB SiriusXM All-Star Futures Game at ARI
- 2011..... Single-A South Atlantic League All-Star (mid--season)
- 2011..... Nationals/MLB's No. 1 prospect per *Baseball America*
- 2010..... Golden Spikes Award
- 2009..... *Baseball America* National H.S. Player of the Year



2016

Followed up his 2015 MVP season by securing his first career 20 home run/20 stolen base season...It was the fifth 20/20 season in Nationals history... Ranked tied for fourth in MLB (T2nd in the NL) with 108 walks...Was named National League Player of the Month in April after hitting .286, with nine home runs, 24 RBI, 17 walks, five stolen bases and 16 runs scored...Also earned Player of the Week honors, April 11-17...Clubbed his 100th career home run (first career grand slam), April 14 vs. Atlanta (Teheran)...Harper joined Ryan Zimmerman and Ian Desmond as the only players in Nationals history (2005-present) to eclipse the 100-homer milestone in a Nationals uniform...He followed his 100th longball with another in each of the next three contests, setting a new career high and matching a Nationals record with home runs in four straight games...With home runs in all three games the Nationals played in Philadelphia April 15-17, and dating back to 2015, Harper tied Ernie Banks (1955) as the only visiting players in MLB history to homer in six straight games in Philadelphia...Hit game-tying, ninth-inning, pinch-hit home run, April 24 vs. MIN (Iepsen), his first career pinch-hit home run...During four-game series at Chicago, May 5-8, walked 13 times, the most by any player a four-game series dating to 1913, per STATS Inc... Harper broke a record that had been in place for nearly 86 years...Walked six times in the series finale, setting a modern MLB record (since 1900) for the most plate appearances without an at-bat in a single game: in his seven trips to the plate, Harper walked six times and was hit by a pitch... Started in the NL outfield for the third time in his career, his fourth career All-Star selection, by garnering 2,865,095 fan votes -- the highest vote total among all NL outfielders...Harper joined Hall of Famers Gary Carter (4) and Andre Dawson (3) as the only players in franchise history (Nationals/ Expos) to earn at least three fan elections to the ASG...Harper went 1-for-2 with a double off Texas LHP Cole Hamels in the game...Was issued an intentional free pass to first base 20 times this season, most in MLB and a Nationals record (2005-pres.) for a single season...According to FanGraphs.com, ranked first among NL right fielders in "outfield arm runs saved" and second in UZR (7.9) behind only CHI right fielder Jason Heyward (15.8).

2015

Assembled one of the most remarkable seasons in Major League history en route to being unanimously selected as the 2015 National League Most Valuable Player...Led Major League Baseball and the National League in a majority of the significant offensive categories (see info boxes that follow)...Hit .330 with 38 doubles, one triple, 42 home runs, 99 RBI, 124 walks, six stolen bases and 118 runs scored...Posted a .460 on-base percentage, .649 slugging percentage and a 1.109 OPS...Seamlessly transitioned to right field after playing left field & center field early in career...Ranked eighth among National League outfielders in defensive runs saved (10), according to FanGraphs.com... Was named to his third National League All-Star team, garnering 13,964,950 fan votes, the most votes of any player ever to appear on the National League ballot and third-most votes for any player in MLB this season...It was his third career All-Star Game selection and his second career All-Star start...Was the first three-time All-Star in Nationals history (2005-present), is also the first Nationals player to claim multiple fan-elected starting assignments...Played in a career-high 153 games...Five multi-home run games in 2015 were the second most in a season in Nationals history (A. Dunn - 6 in 2010)...Collected three National League Player of the Week awards and one National League Player of the Month (May) award.

2015 NATIONAL LEAGUE MOST VALUABLE PLAYER

Nationals outfielder **Bryce Harper** led, or ranked near the top of Major League Baseball and the National League in a majority of offensive categories in 2015, including:

CATEGORY	MLB RANK	N.L. RANK
On-Base Percentage (.460)	1st	1st
Slugging Percentage (.649)	1st	1st
OPS (1.109)	1st	1st
OPS+ (195)*	1st	1st
Wins Above Replacement (9.5)**	1st	1st
Weighted On-Base Average (.461)**	1st	1st
Weighted Runs Created Plus (198)**	1st	1st
Isolated Power (.319)**	1st	1st
OPS w/2 Strikes (.783)	1st	1st
At Bats/Home Run (12.40)	2nd	1st
Runs Scored (118)	2nd	1st
Home Runs (42)	T3rd	T1st
Walks (124)	2nd	2nd
Batting Average (.330)	3rd	2nd

* = BaseballReference.com ** = FanGraphs.com

SIMPLY THE BEST...SINCE

Harper's numbers in several categories were the best MLB saw in some time:

CATEGORY	2015 RANK	BEST SINCE
On-Base Percentage (.460)	1st	Chipper Jones (.470, 2008)
Slugging Percentage (.649)	1st	Albert Pujols (.658, 2009, N.L. MVP)
OPS (1.109)	1st	Albert Pujols (1.114, 2008, N.L. MVP)
OPS+ (195)*	1st	Barry Bonds (263, 2004, N.L. MVP)

BRYCE, TED, JOE AND JIMMIE

Only **Ted Williams** (H.O.F., 1966), **Joe DiMaggio** (H.O.F., 1955) and **Jimmie Foxx** (H.O.F., 1951) have produced better overall numbers in a season at age 22 than **Bryce Harper**:

CATEGORY	ALL-TIME RANK	ALL-TIME LEADER
On-Base Percentage (.460)	3rd	Ted Williams (.553, 1941) / Jimmie Foxx (.463, 2015)
Slugging Percentage (.649)	2nd	Ted Williams (.735, 1941) / Joe DiMaggio (.673, 1937)
OPS (1.109)	3rd	Ted Williams (1.287, 1941)
OPS+ (195)*	2nd	Ted Williams (235, 1941)



HARPER, BRYCE

EXCLUSIVE CLUB

- Harper was the only player in MLB history with at least 42 home runs, 124 walks and 118 runs scored at age 22 or younger during his 2015 NL MVP season.
- Harper was the youngest player in MLB history with at least 42 home runs and 124 walks in a season...The previous youngest was **Babe Ruth**, who hit 54 home runs and had 150 walks in 1920, his age 25 season.
- Since 2000, Harper was one of just two players to accumulate at least 42 home runs, 124 walks and 118 runs scored in a season, joining **Barry Bonds**, who did it in two MVP seasons: 2001 and 2004.
- His 42 home runs were the second-most by any left-handed hitter age 22 or younger, joining **Eddie Mathews** (47, 1953) and **Mel Ott** (42, 1929).

40 IS THE NEW 40

- On Sept. 16, 2015 at Philadelphia, Harper hit his 40th home run of the season, a two-run shot in the seventh inning off **Justin De Fratus**.
- According to the *Elias Sports Bureau*, Harper (22 years, 335 days) became the sixth youngest player in MLB history to hit 40 home runs in a season...The only players to reach 40 home runs at a younger age than Harper: **Mel Ott** (1929; 20 years, 203 days), **Eddie Mathews** (1953; 21 years, 316 days), **Johnny Bench** (1970; 22 years, 249 days), **Joe DiMaggio** (1937; 22 years, 285 days) and **Juan Gonzalez** (1992; 22 years, 331 days).
- Harper is the first left-handed hitter to hit 40 or more home runs in a season, at age 22 or younger, since **Eddie Mathews** (1954).

2015 SIGNIFICANT DATES, PER ELIAS

- On May 6 vs. Miami, at 22 years, 202 days, Harper became the 10th-youngest player in MLB history to hit three home runs in a game.
- On July 4 vs. San Francisco, Harper became just the seventh player in MLB history to hit 25 home runs through the season's true half-way point (81 games) at age 22 or younger.
- On Aug. 14 at San Francisco, Harper hit his 30th home run, joining **Giancarlo Stanton** (2011, 2012), **Mike Trout** (2012, 2014) and **Miguel Cabrera** (2005) as players to hit 30 or more home runs in a season at age 22 or younger in the last 10 years...He was the first left-handed hitter to hit 30 or more home runs in a season, at age 22 or younger, since **Boog Powell** in 1964.
- On Sept. 3 vs. Atlanta, Harper put together one of the rarest games in MLB history, as he did not register a single at-bat, walked four times, scored four times *and* picked up an RBI...According to *Elias*, Harper is the first player since 1920 (when RBI began being tracked) to do so.
 - » It was his second four-walk, four-run game of the season and, in doing so, Harper became just the second player in baseball history to record at least four walks and four runs scored in two games in a season, joining **Dom DiMaggio** in 1950.
- On Sept. 5 vs. Atlanta, Harper (via two-run homer) became the fourth active player to reach 500 hits before his 23rd birthday, joining **Alex Rodriguez** (567 hits prior age 23), **Starlin Castro** (529), and **Mike Trout** (527).
- On September 22 vs. Baltimore, Harper broke **Adam Dunn's** record for walks in a season (116, 2009) in Nationals history (2005-present).
- On Sept. 29 at Atlanta, Harper drew his 124th walk of the season, passing **Ken Singleton** (1973) for the most walks in a single season in Montreal/Washington history.
- On Oct. 3 at New York, Harper hit his 42nd and final home run of the season, tying him with Colorado's **Nolan Arenado** for the National League lead...2015 marks the first time in Nationals history (2005-pres.) in which a player led the NL in home runs.

2014

Was limited to 100 games after injuring his left thumb while sliding into third base, April 25 vs. SDP...Had surgery to repair UCL in left thumb, April 29 in Cleveland (Dr. Graham)...Was 5-for-11 with a double, triple and four RBI in the three games leading up to the injury...During the game in which he sustained the injury, posted a career-high four RBI...Returned to action on June 30 after missing 57 games...Hit .268 with six doubles, 12 home runs, 23 RBI, 30 walks and 33 runs scored from that point until the end of the season...10 of his 13 homers on the season were hit in his final 47 games, Aug. 7 - season's end...Three of his 13 HR came at the expense of left-handed pitching (hit 2 vs. LHP in 2013)...Over the final 27 games of the season, hit .319 with a .379 OBP, .532 SLG while hitting two doubles and six home runs...Hit his second career game-ending homer, a two-run shot in the 13th inn., to beat the Mets, 5-3, Aug. 7 in D.C....Again shined in the postseason, clubbing three home runs (two off Hunter Strickland)...Towering solo home run off Strickland in the seventh inn. of Game 4, tied the game at 2-2.

2013

Fought through numerous bumps/bruises to hit .274 with 24 doubles, 20 homers and 58 RBI in 118 games...At the age of 20, became youngest player to start a game for the National League in All-Star history...Finished second in Century 21 Home Run Derby to OAK's Yoenis Cespedes...13 home runs at Nationals Park tied Jayson Werth for the team lead...Paced the NL with a 1.152 OPS in interleague play...Posted a .374 OBP and hit 14 of 20 home runs while hitting in the three-hole in Davey Johnson's lineup...Homered twice and scored his 100th career run in a 2-0 Opening Day victory, April 1 vs. MIA...Went 3-for-3 with a double, two home runs, three RBI, three runs and a walk en route to a career-best 10 total bases in a 7-6 win on April 20 at NYM...Missed 31 games (May 27-June 30) with left knee ailment that required debridement procedure, Oct. 23 in Vail, CO...OPS before DL stint was .976, after .789...In return from 31-game DL stint, sparked a 10-5 win vs. MIL with a opposite-field home run in first at-bat in first inning, July 1...Doubled, posted three RBI (including 100th of career), scored a run, walked twice and made a game-saving diving catch in the ninth inning as Washington held on for an 11-10 win on Aug. 23 at KCR.

2012

Was named the NL Rookie of the Year by the BBWAA after hitting .270 with 26 doubles, nine triples, 22 homers, 59 RBI, 56 walks and 98 runs scored in 139 games...Did not make his MLB debut until April 25...22 homers as a teen ranked second on all-time list behind only Tony Conigliaro (24)...Ranked fifth in NL in runs...Led NL rookies in runs, OPS (.817), GWRBI (12) and extra-base hits (57)...When he scored a run and/or homered, the Nationals finished 55-19 and 15-5, respectively...Was named NL Rookie of the Month in May (.271, 13 extra-base hits, 10 RBI) and Sept./Oct (.330, 18 extra-base hits, 1.043 OPS)...Began 2012 with Triple-A Syracuse, but made memorable MLB debut, April 28 at Dodger Stadium, finishing 1-for-3 with one RBI in a 10-inning, 4-3 setback...Doubled to center field off Chad Billingsley in the seventh to notch first hit, and in the ninth, lifted a go-ahead sac fly that would have been the GWRBI, but LAD rallied to tie the game in the bottom of the ninth...In 54th at-bat, hit his first career home run, a solo shot to dead center field off Tim Stauffer, May 14 vs. SDP at Nationals Park.



HARPER, BRYCE

2011

Combined to hit .297 with 24 doubles, 17 homers, 58 RBI and 26 stolen bases in 109 games with Double-A Harrisburg and Single-A Hagerstown... Began the season with Hagerstown... Batted .318 with 17 doubles, 14 home runs, 46 RBI, 46 runs and 19 steals in 72 South Atlantic League games... Earned mid-season SAL All-Star selection... Received MiLB.com SAL Player of the Week honors, May 9... Earned promotion to Double-A Harrisburg on July 4... In July, was selected to play in the Sirius-XM All-Star Futures Game, as part of All-Star weekend in Phoenix... At season's end, recognized by *Baseball America* as the top prospect in both the Double-A Eastern League and the Single-A South Atlantic League... Following the season, played with the Scottsdale Scorpions in the Arizona Fall League (.322, 6 homers, 26 RBI in 24 AFL contests).

2010

Professional: Signed late, but participated in the Florida Instructional League and the Arizona Fall League... In the Instructional League, hit .319 with four homers and 12 RBI in first pro exposure... From there, graduated to the Arizona Fall League... Was the second-youngest player in AFL history... As a member of the Scottsdale Scorpions taxi squad, hit .343 (12-for-35) with three doubles, two triples, a homer and seven RBI in nine AFL contests... Hit first his professional homer, a second-inning solo shot, off future Nationals teammate Erik Davis on Oct. 30 at Scottsdale Stadium... Helped Scottsdale claim the AFL championship.

Amateur: At age of 17 (should have been a high school junior), hit .443 (101-for-228) with 23 doubles, four triples, 31 homers, 98 RBI, 39 walks and 20 stolen bases in 66 games for the College of Southern Nevada in the Scenic West Athletic Conference, which uses wood-bats... Despite being the youngest player in the SWAC, posted .526 and .987 on-base and slugging percentages, respectively, en route to a stellar 1.513 OPS... Led team and conference in virtually every primary offensive category... Was named 2010 SWAC Player of the Year and also earned First-Team SWAC All-Conference status... The aforementioned 31 home runs in 2010 set a College of Southern Nevada single-season mark, easily besting the former record of 12, which was set during CSN's era using aluminum bats.

COLLEGE / AMATEUR

Las Vegas High: In 2009, batted .626 with 14 home runs, 55 RBI and 36 stolen bases in 39 games for Las Vegas High School and became the first high school sophomore ever named a Pre-Season First-Team All-American by *Baseball America*... The season prior, in 2008, hit .590 with 11 home runs and 67 RBI in just 38 games as a high school freshman.

Olympics/Amateur: Was a member of USA Baseball's 2009 Under 18 Team (.294, four doubles, two home runs, 12 RBI, 8 eight games) that went a perfect 8-0 to claim the COPABE Pan Am AAA Championships in Barquisimeto, Venezuela... In the same tournament, pitched in 11th inning in Team USA's 3-1 win over Cuba... Also played in the 2009 AFLAC All-American Game (2009 Jackie Robinson Award presented by AFLAC), the Area Code Games (2008 All Area Code Team) and International High School Power Showcase Home Run Derby (2009 Ryan Howard Award).

PERSONAL

Bryce Aron Max Harper... Earned his GED after just two years at Las Vegas (NV) High School... Attended College of Southern Nevada... His "Harpers Heroes" program treats families affected by childhood cancer to a fun-filled day at Nationals Park (private meet-and-greet, batting practice, tickets, t-shirts and NatsBucks)... Was famously featured on the cover of *Sports Illustrated*, June 8, 2009... Brother, Bryan, is a left-handed pitcher who signed with the Nationals as a 30th-round draft pick after playing one season at the University of South Carolina... Is married to wife, Kayla.

CAREER TRANSACTIONS

2010 Selected by Washington in first round (first overall) of First-Year Player Draft.

SIGNED BY

Mitch Sokol (Nationals)

CAREER FIELDING

YEAR / POS.	PCT.	G	PO	A	E	TC	DP
2017 / RF	.989	110	173	8	2	183	2
CAREER / RF	.983	484	840	26	15	881	7
CAREER / LF	.976	194	311	20	8	339	1
CAREER / CF	.981	121	254	6	5	265	1
CAREER / OF	.981	755	1405	52	28	1485	9

CAREER BESTS

SINGLE-GAME HITS.....	4, 6x, Last: 7/18/17 at LAA
SINGLE-GAME RBI.....	5, 4x, Last: 4/19/17 at ATL
HITTING STREAK.....	19 games, 7/1/17 - 7/27/17
MULTI-HR GAMES (15).....	5/6/15 vs. MIA (3)
	8/29/12 at MIA (2)
	9/5/12 vs. CH1 (2)
	4/2/13 vs. MIA (2)
	4/20/13 at NYM (2)
	8/31/14 at SEA (2)
	5/8/15 vs. ATL (2)
	7/29/15 at MIA (2)
	9/9/15 vs. NYM (2)
	9/15/15 at PHI (2)
	4/16/17 vs. PHI (2)
	4/19/17 at ATL (2)
	7/2/17 at STL (2)
	7/14/17 at CIN (2)
	7/27/17 vs. MIL (2)
CAREER GRAND SLAMS (3).....	4/14/16 vs. ATL (Teheran)
	4/19/16 at MIA (Narveson)
	4/19/19 at ATL (Teheran)
CAREER PINCH HOMERS (1).....	4/24/16 vs. MIN (Jepsen)
CAREER WALK-OFF HOMERS (5)...	7/25/13 vs. PIT (Morris)
	8/7/14 vs. NYM (Torres)
	5/9/15 vs. ATL (Martin)
	4/16/17 vs. PHI (Benoit)
	5/13/17 vs. PHI (Ramos)

HARPER

EDWIN JACKSON • RHP

ejack36
 @EJ36




BATS: Right **THROWS:** Right **HEIGHT:** 6'2" **WEIGHT:** 215

BORN: 9/9/83 Neu-Ulm, West Germany

'18 OPENING DAY AGE: 34

MLB SERVICE: 11.114

OBTAINED: Signed as a Minor League free agent,
Jan. 9, 2018



40

JACKSON CAREER RECORD

YEAR	CLUB	W	L	ERA	G	GS	CG	SHO	SV	IP	H	R	ER	HR	HB	BB	SO	SO/9	WP	BK	BAA
2001	GCL Dodgers	2	1	2.45	12	2	0	0	0	22.0	14	12	6	1	3	19	23	9.4	2	0	.173
2002	South Georgia	5	2	1.98	19	19	0	0	0	104.2	79	34	23	2	6	33	85	7.3	3	1	.206
2003	Jacksonville	7	7	3.70	27	27	0	0	0	148.1	121	68	61	9	8	53	157	9.5	9	1	.220
	Los Angeles (NL)	2	1	2.45	4	3	0	0	0	22.0	17	6	6	2	1	11	19	7.8	3	0	.221
2004	Las Vegas*	6	4	5.86	19	19	0	0	0	90.2	90	65	59	4	8	55	70	6.9	10	0	.271
	Los Angeles (NL)	2	1	7.30	8	5	0	0	0	24.2	31	20	20	7	0	11	16	5.8	0	0	.307
2005	Las Vegas	3	7	8.62	12	11	1	0	0	55.1	76	61	53	13	5	37	33	5.4	2	0	.328
	Jacksonville	6	4	3.48	11	11	0	0	0	62.0	52	31	24	7	2	18	44	6.4	4	0	.224
	Los Angeles (NL)	2	2	6.28	7	6	0	0	0	28.2	31	22	20	2	1	17	13	4.1	2	1	.272
2006	Durham	3	7	5.55	22	13	0	0	5	73.0	84	55	45	7	3	35	66	8.1	6	0	.288
	Tampa Bay	0	0	5.45	23	1	0	0	0	36.1	42	27	22	2	1	25	27	6.7	3	1	.292
2007	Tampa Bay	5	15	5.76	32	31	1	1	0	161.0	195	116	103	19	4	88	128	7.2	7	1	.299
2008	Tampa Bay	14	11	4.42	32	31	0	0	0	183.1	199	91	90	23	2	77	108	5.3	7	1	.281
2009	Detroit	13	9	3.62	33	33	1	0	0	214.0	200	93	86	27	5	70	161	6.8	6	0	.247
2010	Arizona	6	10	5.16	21	21	1	1	0	134.1	141	80	77	13	5	60	104	7.0	13	0	.274
	Chicago (AL)	4	2	3.24	11	11	0	0	0	75.0	73	31	27	8	1	18	77	9.2	7	0	.248
2011	Chicago (AL)	7	7	3.92	19	19	1	1	0	121.2	134	55	53	8	0	39	97	7.2	7	1	.283
	St. Louis	5	2	3.58	13	12	0	0	0	78.0	91	37	31	8	2	23	51	5.9	2	1	.300
2012	Washington	10	11	4.03	31	31	1	0	0	189.2	173	90	85	23	2	58	168	8.0	3	0	.243
2013	Chicago (NL)	8	18	4.98	31	31	0	0	0	175.1	197	110	97	16	5	59	135	6.9	14	0	.281
2014	Chicago (NL)	6	15	6.33	28	27	0	0	0	140.2	168	105	99	18	3	63	123	7.9	9	0	.302
2015	Chicago (NL)	2	1	3.19	23	0	0	0	0	31.0	30	14	11	0	0	12	23	6.7	3	1	.254
	Atlanta	2	2	2.92	24	0	0	0	1	24.2	14	11	8	4	0	9	17	6.2	2	0	.167
2016	Miami	0	1	5.91	8	0	0	0	0	10.2	13	7	7	2	0	6	7	5.9	1	0	.317
	Jupiter*	0	1	6.75	2	2	0	0	0	4.0	5	3	3	0	0	1	3	6.8	0	0	.313
	El Paso	0	1	7.11	3	3	0	0	0	12.2	20	13	10	2	0	6	9	6.4	3	0	.357
	San Diego	5	6	5.89	13	13	0	0	0	73.1	79	49	48	12	1	35	54	6.6	5	0	.278
2017	Norfolk	0	0	3.10	12	1	0	0	2	20.1	20	7	7	1	2	10	17	7.5	2	0	.278
	Baltimore	0	0	7.20	3	0	0	0	0	5.0	11	7	4	2	0	4	2	3.6	0	0	.458
	Syracuse	2	0	0.44	5	4	0	0	0	20.1	9	1	1	0	1	10	22	9.7	0	0	.130
	Washington	5	6	5.07	13	13	0	0	0	71.0	75	46	40	18	0	25	58	7.4	3	0	.269
	MINORS TOTALS	34	34	4.28	145	112	1	0	7	613.1	570	350	292	46	38	277	529	7.8	41	2	.246
	MLB TOTALS	98	120	4.67	377	288	5	3	1	1800.1	1914	1017	934	214	34	710	1388	6.9	97	7	.274

* - Rehab Assignment

CAREER BATTING RECORD

YEAR	CLUB	AVG	G	AB	R	H	TB	2B	3B	HR	RBI	SH	SF	HP	BB	SO	SB	CS	OBP	SLG	OPS	E
2017	Washington	.095	17	21	3	2	2	0	0	0	0	0	0	0	0	15	0	0	.095	.095	.190	1
	MLB TOTALS	.168	239	292	24	49	59	4	0	2	13	23	1	0	14	126	1	1	.205	.202	.407	24

2008 POSTSEASON

RD.	CLUB, OPP.	W	L	ERA	G	GS	CG	SHO	SV	IP	H	R	ER	HR	HB	BB	SO	SO/9	WP	BK	BAA
ALCS	TBR vs. BOS	0	0	0.00	2	0	0	0	0	2.1	0	0	0	0	0	2	4	15.4	0	0	.000
TOTALS	TBR vs. PHI	0	0	4.50	1	0	0	0	0	2.0	2	1	1	1	0	1	1	4.5	0	0	.286
TOTALS	TOTALS	0	0	2.08	3	0	0	0	0	4.1	2	1	1	1	0	3	5	10.4	0	0	.143

2011 POSTSEASON

RD.	CLUB, OPP.	W	L	ERA	G	GS	CG	SHO	SV	IP	H	R	ER	HR	HB	BB	SO	SO/9	WP	BK	BAA
NLDS	STL vs. PHI	1	0	3.00	1	1	0	0	0	6.0	5	2	2	0	0	1	4	6.0	0	0	.238
NLCS	STL vs. MIL	0	0	8.53	2	2	0	0	0	6.1	11	6	6	4	0	1	5	7.1	0	0	.367
WS	STL vs. TEX	0	1	5.06	1	1	0	0	0	5.1	3	3	3	0	0	7	3	5.1	0	0	.167
TOTALS	TOTALS	1	1	5.60	4	4	0	0	0	17.2	19	11	11	4	0	9	12	6.1	0	0	.275

NATIONALS PARK
COMMUNITY RELATIONS
DREAM FOUNDATION
YOUTH BASEBALL ACADEMY
FRONT OFFICE | OWNERSHIP
MANAGER | COACHING STAFF
PLAYERS
2017 IN REVIEW
HISTORY AND RECORDS
SCOUTING | RESEARCH | PLAYER DEV.

MEDIA

JACKSON, EDWIN

2012 POSTSEASON

RD.	CLUB.	OPP.	W	L	ERA	G	GS	CG	SHO	SV	IP	H	R	ER	HR	HB	BB	SO	SO/9	WP	BK	BAA
NLDS	WSH	vs. STL	0	1	7.50	2	1	0	0	0	6.0	9	5	5	1	0	3	6	9.0	0	0	.375
TOTALS			0	1	7.50	2	1	0	0	0	6.0	9	5	5	1	0	3	6	9.0	0	0	.375

ALL-STAR GAME RECORD

YEAR	CLUB.	SITE	W	L	ERA	G	GS	CG	SHO	SV	IP	H	R	ER	HR	HB	BB	SO	SO/9	WP	BK	BAA
2009	DET.	STL	0	0	0.00	1	0	0	0	0	1.0	0	0	0	0	0	0	0	0.0	0	0	.000
TOTALS			0	0	0.00	1	0	0	0	0	1.0	0	0	0	0	0	0	0	0.0	0	0	.000

CAREER

Veteran right-hander returned to Washington in 2017 after signing as a Minor League free agent on June 16, 2017...Returns in 2018 on a Minor League deal with an invite to Major League Spring Training...Went 10-11 with a 4.03 ERA in 31 starts for the Nationals in 2012, helping the club to its first National League East Division title...Has appeared in 377 games across 15 Major League seasons with 12 different clubs.

2017

Began the season in Baltimore's system, appearing in 12 games with Triple-A Norfolk and three games with the Orioles...Joined Washington's system on June 16...In five games (four starts) with Triple-A Syracuse, went 2-0 with a 0.44 ERA (1 ER/20.1 IP)...Struck out 22 batters while allowing nine hits...He did not surrender a home run...In 17 games (five starts) in Triple-A for Baltimore and Washington, went 2-0 with a 1.77 ERA (8 ER/40.2 IP) and 39 SO...He allowed just one home run...Had his contract selected on July 18 and started that night at LAA (7.0 IP 4 H, ER, 2 BB, 6 SO)...Went 5-3 with 2.94 ERA (16 ER/49.0 IP) in his first eight starts...Recorded another strong start on June vs. COL (7.0 IP, 4 H, ER, 2 BB, 6 K).

2016

Began the season with Miami before signing with SDP as a Minor League free agent on June 16...Went a combined 5-7 with a 5.89 ERA in 21 games (13 starts) between the two stops...Took a no-hitter into the seventh inning as he picked up the win in his Padre debut on July 17 vs. SFG, working 6.1 innings total allowing three runs, two earned, all on one hit, a three-run pinch-hit home run by Conor Gillaspie...With the win, he earned the win as a starting pitcher with his ninth different team, including the Dodgers, Rays, Tigers, Diamondbacks, White Sox, Cardinals, Nationals, Cubs and Padres...Per *Elias*, that tied a Major League record, with the only other pitcher to win games as a starter for nine different teams being Mike Morgan and David Wells...The Padres were his 11th Major League team...Per Stats, his 11 teams played for were the most among all active Major Leaguers.

2015

Entered his third season with the Chicago Cubs before being designated for assignment and released, eventually joining Atlanta on Aug. 14...Appeared exclusively out of the bullpen for the first time in his career...Did not allow an earned run (two unearned runs) over first six appearances of the season with the Cubs, with nine strikeouts in 9.0-plus innings...Allowed five earned runs in 0.2 inning over next two appearances...Last appearance with Cubs was on July 11...Made debut with Braves on August 15...Allowed just one hit and no runs over first three outings with Atlanta...Went 2-0 with one save over his final nine appearances of the season, with a 0.00 ERA).

2014

In his second season in Chicago, went 6-15 with a 6.33 ERA in 28 games (27 starts)...Struck out 123 batters in 140.2 innings pitched...Missed most of final five weeks of 2014 season due to stint on 15-day disabled list with a strained right lat (Aug. 21-Sept. 19)...Was just the second DL stint of his career, first since 2004...Reached 1,500 career innings on May 23 at San Diego.

2013

Joined the Chicago Cubs, going 8-18 with a 4.98 ERA in 31 starts...Reached 30 starts for seventh straight season...Recorded 1,000th career strikeout on April 30 vs. San Diego (Carlos Quentin in second inning)...Snapped seven-start losing streak to begin his Cubs' career with win on May 11 at Washington.

2012

In lone season in Washington, he served as the final piece of rotation puzzle...He went 10-11 with a 4.03 ERA in 21 starts...He struck out 168 batters in 189.2 innings...He posted his fifth straight 10+ win season...His fastball velocity of 93.4 ranked ninth in MLB among qualified starters...He walked career-low 2.8 batters per 9.0 innings...He walked two or less in 23 of 31 starts...He posted career bests: SO/BB ratio (2.9/1), batting avg. against (.243) and swing&miss% (NL-leading 28.0%).

2011

He began the season with the Chicago White Sox before joining the St. Louis Cardinals...Combined to go 12-9 with a 3.79 ERA in 32 games/31 starts...earned World Series ring as a key pennant-race acquisition for the Cardinals in late July...5-2 record and 3.58 ERA helped STL catch ATL, secure the National League Wild Card and subsequently win the World Series in seven games over the Rangers...average fastball velocity of 94.7 m.p.h. ranked 3rd in MLB among qualified starters...finished 8-3 with a 3.48 ERA in 17 games/16 starts from July 1 through season's end...went 7-3 with a 3.48 ERA in 17 starts against NL competition...pitching for the Chi Sox, spun 7.0 scoreless innings of 5-hit ball vs. Washington...amazing game was eventually won by the Nationals, 9-5 in 14 innings (Washington squandered leads in the 9th, 10th and 12th innings).

AWARDS AND HONORS

- 2011..... World Series Champion (STL)
- 2010..... National League Player of the Week (June 27)
- 2009..... American League All-Star at STL
- 2005..... Los Angeles' No. 3 prospect per *Baseball America*.
- 2004..... Los Angeles' No. 1 prospect per *Baseball America*.
- 2003..... Los Angeles' No. 3 prospect per *Baseball America*.
- 2003..... SiriusXM All-Star Futures Game (CWS)
- 2002..... Los Angeles' Minor League Player of the Year



2010

Pitching for both ARI and CWS, went 10-12, but was dealt in-season for the first time in career...Struck out a career-high 181 batters...On June 25 at TBR, threw the second no-hitter in ARI history in the D-backs' 1-0 win (lone run came on an Adam LaRoche 2nd-inning homer)...Allowed eight walks and struck out six during 149-pitch performance...It was MLB's fourth interleague no-hitter (also NYY's David Cone in '99 vs. MON, 6 HOU pitchers in '03 at NYY, DET's Justin Verlander in '07 vs. MIL)...Became the first pitcher to throw a no-hitter and be traded in the same season since Cliff Chambers in 1951.

2009

Was selected to his first All-Star Game in his lone season with Detroit...Went 13-9 with a 3.62 ERA in 33 starts...Established career bests in ERA (3.62), starts (33) and quality starts (21)... Ranked seventh among AL leaders in ERA and innings (214.0)...From May 9-Aug. 5, allowed three earned runs or less in 16 straight starts...His 2.52 ERA prior to the All-Star break was best turned in by a member of the Tigers since Mark Fydrich's 1.78 mark in 1976.

2008

In breakout effort, won career-high 14 games in final season with the Rays...From May 8-18, tossed career-best 20.0 consecutive scoreless innings to set a Rays record for starting pitchers.

2007

In first complete MLB campaign, finished 5-15 with a 5.76 ERA in 32 games (31 starts) with the Rays...Finished strong, going 4-6 with a 4.48 ERA after the All-Star break...Aug. 11 at TEX, fired his first career shutout in Tampa Bay's 3-0 win.

2006

Debuted with the Tampa Bay, pitching in 23 games, but making just one start (April 22 at TEX, debut with the Devil Rays)...Following the season, went 3-2 with a 1.60 ERA in 9 games with Magallanes of the Venezuelan Winter League.

2005

In his final season with the Dodgers, spent season's first five months pitching for Las Vegas of the Triple-A Pacific Coast League and Jacksonville of the Double-A Southern League...Was recalled by Los Angeles on Aug. 22, and posted two wins in six MLB starts.

2004

Was touched for just four homers in 90.2 Pacific Coast League innings with Triple-A Las Vegas...Also enjoyed three stints with the Dodgers, posting two wins and a 7.30 ERA.

2003

Advanced to Double-A for the first time and went 7-7 with a 3.70 ERA in 27 Southern League starts for Jacksonville at the age of 19...His 157 strikeouts ranked second in the Southern League...His strong performance earned summons from the Dodgers...On his 20th birthday, pocketed the win in his MLB debut, Sept. 9 at ARI, tossing 6.0 innings of one-run ball...Lyle Overbay was first strikeout victim...He became the youngest Dodger pitcher to earn a win in an MLB debut...He also became the first pitcher in MLB annals to get the win in an MLB debut on his birthday.

2002

Finish 5-2 with a 1.98 ERA in 19 starts for South Georgia of the Single-A South Atlantic League and was cited as the Dodgers' Minor League Pitcher of the Year...Ranked second in the SAL in batting average against (.206).

PERSONAL

Edwin Jackson...Is a 2001 graduate of Shaw (GA) High...As a prep, played primarily infield and outfield...Strong arm was discovered by Dodger scouts while throwing out baserunners from center field...Was officially drafted as an outfielder, but converted to the mound as a pro...Father, Edwin Sr., is a retired United States Army Sergeant First Class.

CAREER TRANSACTIONS

- 2001 Selected by LAD in 6th round of the First-Year Player Draft.
- 2006 Acquired by TBR with LHP Chuck Tiffany in exchange for RHP Danys Baez, RHP Lance Carter and PTBN (C Ryder Mathias), Jan. 14.
- 2008 Acquired by DET in exchange for OF Matt Joyce, Dec. 11.
- 2009 Acquired by ARI with RHP Ian Kennedy as part of three-team trade in which DET added OF Austin Jackson, RHP Max Scherzer and LHP Phil Coke and NYY added OF Curtis Granderson, Dec. 9.
- 2010 Acquired by CWS in exchange for RHP Daniel Hudson and LHP David Holmberg, July 30.
- 2011 Acquired by TOR with OF Mark Teahen in exchange for RHP Jason Frasor and RHP Zach Stewart, July 27.
- 2011 Acquired by STL with RHP Octavio Dotel, LHP Mark Rzepczynski and OF Corey Patterson in exchange for INF/OF Colby Rasmus, RHP P.J. Walters, LHP Brian Tallet and LHP Trevor Miller, July 27.
- 2012 Signed with Washington as a free agent, Feb. 2.
- 2013 Signed with CHI as a free agent, Jan. 2.
- 2015 Signed with ATL as a free agent, Aug. 14.
- 2016 Signed with MIA as a free agent, Jan. 13.
- 2016 Signed with SDP as a free agent, June 20.
- 2017 Signed with BAL as a free agent, April 5.
- 2017 Signed with Washington as a Minor League free agent, June 16.
- 2018 Signed with Washington as a Minor League free agent, Jan. 9.

SIGNED BY

Lon Joyce and Jim Lester (Dodgers)

CAREER FIELDING

YEAR / POS.	PCT	G	PO	A	E	TC	DP
2017 / P	.800	16	1	7	2	10	0
Career / P	.917	377	133	175	28	336	15

CAREER BESTS

- LONGEST START 9.0 IP, 5x, Last: 4/14/12 vs. CIN
- WINNING STREAK 4 games, 3x, Last: 8/25/11-4/14/12
- MOST SINGLE-GAME K'S 13, 4/7/11 vs. TBR
- CAREER 10-K GAMES (9) 4/7/11 vs. TBR (13)
5/7/10 at FLA (12)
8/14/10 vs. DET (11)
8/31/10 at CLE (11)
8/18/12 vs. NYM (11)
5/17/14 vs. MIL (11)
9/5/16 vs. BOS (11)
8/26/10 vs. BAL (10)
8/30/12 vs. STL (10)
- HOME RUNS HIT (2) 4/11/10 vs. PIT (Taschner)
9/10/13 at CIN (Parch)

JACKSON



SHAWN KELLEY • RHP

kelleytime27
@KelleyTime27



BATS: Right THROWS: Right HEIGHT: 6'2" WEIGHT: 237

BORN: 4/26/84 Louisville, KY
'18 OPENING DAY AGE: 33
MLB SERVICE: 8.128
OBTAINED: Signed as a free agent, Dec. 11, 2015



KELLEY CAREER RECORD

YEAR	CLUB	W	L	ERA	G	GS	CG	SHO	SV	IP	H	R	ER	HR	HB	BB	SO	SO/9	WP	BK	BAA
2007	Everett	1	0	3.00	3	0	0	0	0	3.0	2	1	1	1	0	0	4	12.0	0	0	.200
	Wisconsin	1	1	2.25	9	0	0	0	0	12.0	16	4	3	1	0	4	14	10.5	2	0	.308
2008	Wisconsin	0	0	3.52	8	0	0	0	3	7.2	10	3	3	0	0	2	12	14.1	0	0	.323
	High Desert	0	0	0.00	12	0	0	0	3	12.0	8	1	0	0	1	3	12	9.0	1	0	.186
	West Tennessee	3	1	2.11	29	0	0	0	9	42.2	31	12	10	2	1	17	44	9.3	2	1	.205
2009	Seattle	5	4	4.50	41	0	0	0	0	46.0	45	23	23	9	3	9	41	8.0	2	1	.257
	AZL Mariners*	0	0	0.00	2	2	0	0	0	2.0	0	0	0	0	0	0	3	13.5	0	0	.000
	Tacoma*	0	0	0.00	1	0	0	0	0	1.0	0	0	0	0	0	0	0	0.0	0	0	.000
2010	Seattle	3	1	3.96	22	0	0	0	0	25.0	26	11	11	5	1	12	26	9.4	0	0	.265
	Tacoma*	0	0	4.91	3	0	0	0	1	3.2	1	2	2	0	0	3	6	14.7	0	0	.091
2011	Jackson*	0	1	0.00	3	2	0	0	0	3.0	4	3	0	0	1	0	3	9.0	1	0	.333
	Tacoma*	1	0	1.84	12	0	0	0	0	14.2	11	3	3	3	0	6	15	9.2	0	0	.208
	Seattle	0	0	0.00	10	0	0	0	0	12.2	7	0	0	0	0	3	10	7.1	0	0	.159
2012	Seattle	2	4	3.25	47	0	0	0	0	44.1	43	20	16	5	0	15	45	9.1	2	1	.256
	Tacoma*	2	0	0.90	14	0	0	0	6	20.0	9	2	2	0	0	4	25	11.3	1	0	.138
2013	New York	4	2	4.39	57	0	0	0	0	53.1	47	28	26	8	0	23	71	11.9	8	0	.233
2014	New York	3	6	4.53	59	0	0	0	4	51.2	45	26	26	5	1	20	67	11.7	3	0	.231
	Trenton*	0	0	0.00	1	1	0	0	0	0.2	0	0	0	0	0	1	2	27.0	0	0	.000
	Scranton/W-B*	0	0	0.00	1	1	0	0	0	1.0	1	0	0	0	0	0	0	0.0	0	0	.250
2015	San Diego	2	2	2.45	53	0	0	0	0	51.1	41	18	14	4	0	15	63	11.1	0	0	.220
	Lake Elsinore*	0	0	0.00	1	1	0	0	0	1.0	0	0	0	0	0	1	2	19.0	0	0	.000
	El Paso*	1	0	0.00	2	0	0	0	0	3.0	0	0	0	0	0	1	2	6.0	0	0	.000
2016	Washington	3	2	2.64	67	0	0	0	7	58.0	41	19	17	9	0	11	80	12.4	2	0	.194
2017	Washington	3	2	7.27	33	0	0	0	4	26.0	29	21	21	12	1	11	25	8.7	2	0	.266
	Syracuse*	1	1	8.10	8	2	0	0	0	6.2	8	6	6	3	0	2	9	12.2	0	0	.286
MINORS TOTALS		10	4	2.01	109	9	0	0	22	134.0	101	37	30	10	3	44	153	10.3	7	1	.209
MLB TOTALS		25	23	3.76	389	0	0	0	15	368.1	324	166	154	57	6	119	428	10.5	19	2	.233

* - Rehab assignment

CAREER BATTING RECORD

YEAR	CLUB	AVG	G	AB	R	H	TB	2B	3B	HR	RBI	SH	SF	HP	BB	SO	SB	CS	OBP	SLG	OPS	E
2017	Washington	—	0	0	0	0	0	0	0	0	0	0	0	0	0	0	0	0	—	—	—	0
MLB TOTALS		.000	64	1	0	0	0	0	0	0	0	0	0	0	0	1	0	0	.000	.000	.000	1

2016 POSTSEASON

RD.	CLUB, OPP.	W	L	ERA	G	GS	CG	SHO	SV	IP	H	R	ER	HR	HB	BB	SO	SO/9	WP	BK	BAA
NLDS	WSH vs. LAD	0	0	0.00	2	0	0	0	0	1.2	1	0	0	0	0	0	3	16.2	0	0	.167
TOTALS		0	0	0.00	2	0	0	0	0	1.2	1	0	0	0	0	0	3	16.2	0	0	.167

2017 POSTSEASON

RD.	CLUB, OPP.	W	L	ERA	G	GS	CG	SHO	SV	IP	H	R	ER	HR	HB	BB	SO	SO/9	WP	BK	BAA
NLDS	WSH vs. CHI																				
NOT ON POSTSEASON ROSTER																					

CAREER

A nine-year MLB veteran, Kelley signed a three-year contract with Washington on Dec. 11, 2015...Boasts a heavy, sinking fastball and an elite-level slider that has yielded impressive strikeout numbers over his nine-year career...Has the ability to excel in both the eighth and ninth innings...Kelley enters 2018 ranked eighth among active relief pitchers with at least 350.0 IP in strikeouts per nine innings (10.5) and strikeout-to-walk ratio (3.60).

2017

Had his 2017 season interrupted three times by disabled list stints, including one that ended his season on Sept. 30...Missed 62 games on the disabled list...His 26.0 innings this season were the fewest he has thrown since 2011...Earned his first of four saves this season on April 18 at ATL (0.2 IP)...Picked up saves in three straight appearances (4/18, 4/20, 4/21)...Was one of 11 different Nationals relievers to secure at least one save for Washington this season, most in the Major Leagues.



2016

In his first season in Washington, Kelley ranked among National League relievers in strikeout-to-walk ratio (2nd, 7.27) and strikeouts per nine innings (4th, 12.4)...The 7.27 strikeout-to-walk ratio was the highest mark for a reliever in Nationals history (2005-pres.)...He posted career marks in appearances (67), innings pitched (58.0), strikeouts (80), strikeouts per nine innings (12.4), strikeout-to-walk ratio (7.27), saves (7) and holds (14)...Was 7-for-9 in save opportunities...Walked just 11 batters in 58.0 IP (down from 15 in 51.1 IP in 2016)...Held opposing batters to a .155 average in 34 games at Nationals Park...Did not allow an earned run across his first 19 appearances of the season...Went 1-0 with four holds, 21 strikeouts, two walks and a .185 average from April 4 to May 20...Posted a 0.00 ERA (0 ER/10.2 IP) across his final 13 outings, from Aug. 31 to the end of the season...Struck out 11, walked two, allowed one hit during that stretch...Appeared in his first career Postseason, pitching in Game 3 and Game 5 of the 2016 NLDS...Struck out three in 1.2 innings of work to earn a hold in Washington's 8-3 in in Game 3.

2015

Went 2-2 with a 2.45 ERA and 63 strikeouts against just 15 walks...His 2.45 ERA and 1.091 walks and hits per innings pitched marks were his best since an injury-shortened 2011 season...His 4.20 strikeout-to-walk ratio was his best since 2009 (4.56), his rookie season, and ranked 11th among National League relievers in 2015...Over his final 45 appearances, he went 2-0 with a 1.05 ERA (5 ER/42.2 IP) and six holds, along with 54 strikeouts against just 10 walks and limited the opposition to a .184 batting average...His 1.05 ERA over that stretch was the best mark of any National League pitcher with at least 30.0 innings pitched...From July 30 through the end of the season, he allowed just one earned run over his final 21 appearances (15.1 IP), striking out 24 batters, allowing nine hits and walking eight...Was particularly tough on right-handed batters, surrendering just two extra-base hits while allowing them to post just a .218 (22-for-101) average against on the season...From May 30 through the end of the year, Kelley did not allow an extra-base hit to a right-handed batter, a stretch that spanned the final 98 right-handed hitters he faced...Missed 13 games while on the 15-day disabled list from April 24th to May 8 with a left calf strain...Also missed 17 games in September after leaving the game on Sept. 1st against the Texas Rangers in the seventh inning with a right forearm strain.

2014

Made a career-high 59 relief appearances in his second season with the New York Yankees...Went 3-6 with a 4.53 ERA...Struck out 11.7 batters per nine innings...Posted his first career save on April 7 vs. Baltimore with a perfect ninth inning...Placed on the 15-day DL from May 13 (retro to 5/7) through June 10 with a strained lumbar spine, missing 31 games...Allowed only one earned run 13 outings from July 5-Aug. 5, going 1-1 with a 0.69 ERA (1 ER/13.0 IP) with 20 strikeouts against two walks and a .111 opponents average over that stretch.

2013

In his first season with the Yankees made a then career-high 57 relief appearances, going 4-2 with a 4.39 ERA and 71 strikeouts against 23 walks...Stranded 36 of his 40 inherited runners (90%)...His 11.9 strikeouts per nine innings was eighth-best among American League relievers...Struck out a career-high six batters on May 10 at Kansas City, becoming the first Yankees reliever to fan six batters without allowing a baserunner since Ron Davis on May 4, 1981 at Angel Stadium...Was acquired by the Yankees on Feb. 13 from Seattle

2012

Enjoyed three Major League stints with the Seattle Mariners, posting a 3.25 ERA in 47 appearances...Began the season with the Mariners before being optioned to Triple-A Tacoma on April 3...Recalled for a third and final stint on Sept. 4...Averaged 9.1 strikeouts per nine innings...Went 2-0 with six saves and a 0.90 ERA (2 ER/20.0 IP) and 25 strikeouts in 14 outings with Tacoma.

2011

Missed much of the season recovering from right elbow surgery performed on Sep.1, 2010...Reinstated from the 60-day DL on Aug. 9 and optioned to Triple-A Tacoma...Recalled on Sept. 1 and made his season debut on Sept. 2 at Oakland, his first Major League appearance since his Tommy John surgery...Did not allow a run in 10 outings (12.2 IP) with the Mariners.



KELLEY, SHAWN

2010

Went 3-1 with a 3.96 ERA in 22 relief appearances for Seattle before having his season cut short due to injury...Had season-ending "Tommy John" ligament replacement surgery on Sept. 1 performed by Dr. Lewis Yocum.

2009

Made his first career Opening Day roster with the Mariners out of Spring Training as a non-roster invitee...Made his Major League debut on April 10 at Oakland with a scoreless inning, striking out his first batter faced (Mark Ellis)...Earned his first Major League win on May 11 vs. Oakland tossing 2.1 perfect innings...Placed on the 15-day DL from May 6-July 3 with a strained left oblique.

2008

Combined to go 3-1 with 15 saves and a 1.88 ERA between Single-A Wisconsin, Single-A High Desert and Double-A West Tennessee...Tossed 14.0 consecutive scoreless innings from June 9-July 3, extending his scoreless streak to a season-high 26.0 innings between High Desert and West Tennessee...Pitched for Lara in the Venezuelan Winter League after the season, going 2-1 with nine saves and a 3.68 ERA (6 ER, 14.2 IP).

2007

Began his professional career with short-season Single-A Everett, going 1-0 with a 3.00 ERA in three outings before being promoted to Single-A Wisconsin on June 24 where he went 1-1 with a 2.25 ERA in nine relief outings.

PERSONAL

Shawn Andrew Kelley...Has two sons, Parker and Bryson...Graduated from Ballard (KY) High School in June 2002...Graduated from Austin Peay (TN) State University in June 2007...Named 2007 Ohio Valley Conference Pitcher of the Year.

KELLEY

CAREER TRANSACTIONS

2007 Selected by SEA in 13th round of First-Year Player Draft.
2013 Acquired by NYY in exchange for OF Abraham Almonte, Feb. 13.
2014 Acquired by SDP in exchange for RHP John Barbatto, Dec. 19.
2015 Signed with Washington as a free agent, Dec. 11.

SIGNED BY

Alvin Rittman (Mariners)

CAREER FIELDING

YEAR / POS.	PCT	G	PO	A	E	TC	DP
2017 / P	.000	33	0	0	1	1	0
Career / P	.935	389	22	21	3	46	2

CAREER BESTS

LONGEST START.....None
WINNING STREAK.....4 games, 5/1/09-8/7/09
MOST SINGLE-GAME K'S.....6, 5/10/13 at KCR
CAREER 10-K GAMES.....None
HOME RUNS HIT.....None

Since baseball returned to the Nation's Capital in 2005, the Commander in Chief has taken in seven Nationals games, including three at Nationals Park. The Nationals went 3-2 with President Bush on site, but were winless in two games with President Obama attending:

Thu., April 14, 2005 vs. Arizona Diamondbacks (43,861 attendance)

Final Score: Arizona 3
WASHINGTON 5

NOTE: President Bush threw out the ceremonial first pitch as MLB returned to nation's capital for first time since 1971.

Fri., June 24, 2005 vs. Toronto Blue Jays (36,689 attendance)

Final Score: Toronto 0
WASHINGTON 3

NOTE: President Bush attended with Secretary of State Condoleezza Rice.

Sat., July 8, 2006 vs. San Diego Padres (27,060 attendance)

Final Score: San Diego 5
WASHINGTON 2

NOTE: President Bush attended with Mrs. Bush and Secretary of State Condoleezza Rice. The contest marked Mrs. Bush's first visit to RFK Stadium for a Nationals game.

Thu., July 5, 2007 vs. Chicago Cubs (22,594 attendance)

Final Score: Chicago (NL) 4
WASHINGTON 2

NOTE: President Bush kick started his July 6 birthday with a final trip to RFK Stadium.

Sun., March 30, 2008 vs. Atlanta Braves (39,389 attendance)

Final Score: Atlanta 2
WASHINGTON 3

NOTE: President Bush opened Nationals Park with the first pitch in front of a national-television audience as part of ESPN's Sunday Night Baseball. Ryan Zimmerman hit a game-ending solo home run in the ninth inning to give Washington its initial Nationals Park win.

Mon., April 5, 2010 vs. Philadelphia Phillies (41,290 attendance)

Final Score: Philadelphia 11
WASHINGTON 1

NOTE: President Obama made his first appearance at Nationals Park and threw out the ceremonial first pitch while wearing a Nationals jacket and a White Sox cap. The Nationals jumped out to 1-0 lead in the first inning, but a five-run fourth inning sparked the Phillies to the win in Roy Halladay's NL debut.

Fri., June 18, 2010 vs. Chicago White Sox (40,325 attendance)

Final Score: Chicago (AL) 2 (11 inn.)
WASHINGTON 1

NOTE: President Obama returned to Nationals Park to see Stephen Strasburg pitch against his favorite AL team. Strasburg did not disappoint, walking none and fanning 10 in 7.0 innings of four-hit, one-run ball. Alex Rios' infield single in the 11th snapped a 1-1 deadlock.

HOWIE KENDRICK • INF/OF

© hkendrick47



BATS: Right THROWS: Right HEIGHT: 5'11" WEIGHT: 220

BORN: 7/12/83 Jacksonville, FL
'18 OPENING DAY AGE: 34
MLB SERVICE: 11.091
OBTAINED: Signed as a free agent, Jan. 18, 2018



KENDRICK CAREER RECORD

YEAR	CLUB	AVG	G	AB	R	H	TB	2B	3B	HR	RBI	SH	SF	HP	BB	SO	SB	CS	OBP	SLG	OPS	E
2002	AZL Angels	.318	42	157	24	50	64	6	4	0	13	1	1	6	7	11	12	6	.368	.408	.776	7
2003	Provo	.368	63	234	65	86	121	20	3	3	36	3	3	6	24	28	8	3	.434	.517	.951	17
2004	AZL Angels	.250	3	12	1	3	4	1	0	0	0	0	0	0	1	0	2	0	.308	.333	.641	0
	Cedar Rapids	.367	75	313	66	115	181	24	6	10	49	3	3	6	12	41	15	6	.398	.578	.976	8
2005	Rancho Cucamonga	.384	63	279	69	107	178	23	6	12	47	0	4	7	14	42	13	4	.421	.638	1.059	8
	Arkansas	.342	46	190	35	65	110	20	2	7	42	0	1	7	6	20	12	4	.382	.579	.961	6
2006	Salt Lake	.369	69	290	57	107	183	25	6	13	62	1	1	8	12	48	11	3	.408	.631	1.039	5
	Los Angeles (AL)	.285	72	267	25	76	111	21	1	4	30	0	3	4	9	44	6	0	.314	.416	.730	2
2007	Los Angeles (AL)	.322	88	338	55	109	152	24	2	5	39	1	1	4	9	61	5	4	.347	.450	.797	9
	Rancho Cucamonga*	.250	1	4	0	1	1	0	0	0	0	0	0	0	0	0	0	0	.250	.250	.500	0
	Salt Lake*	.300	13	50	9	15	25	1	0	3	11	0	1	2	1	9	1	0	.333	.500	.833	0
2008	Los Angeles (AL)	.306	92	340	43	104	143	26	2	3	37	1	4	4	12	58	11	4	.333	.421	.754	4
	Rancho Cucamonga*	.833	2	6	3	5	11	0	0	2	2	0	0	0	0	0	1	0	.833	1.833	2.666	1
	Salt Lake*	.200	2	5	0	1	1	0	0	0	1	0	0	0	0	1	0	0	.200	.200	.400	0
2009	Los Angeles (AL)	.291	105	374	61	109	166	21	3	10	61	2	0	4	20	71	11	4	.334	.444	.778	4
	Salt Lake	.346	20	78	11	27	41	6	1	2	11	0	0	2	7	12	4	2	.414	.526	.940	1
2010	Los Angeles (AL)	.279	158	616	67	172	251	41	4	10	75	4	5	5	28	94	14	4	.313	.407	.720	10
2011	Los Angeles (AL)	.285	140	537	86	153	249	30	6	18	63	3	0	10	33	119	14	6	.338	.464	.802	5
2012	Los Angeles (AL)	.287	147	550	57	158	220	32	3	8	67	6	5	4	29	115	14	6	.325	.400	.725	15
2013	Los Angeles (AL)	.297	122	478	55	142	210	21	4	13	54	3	3	6	23	89	6	3	.335	.439	.774	10
2014	Los Angeles (AL)	.293	157	617	85	181	245	33	5	7	75	3	2	4	48	110	14	5	.347	.397	.744	11
2015	Los Angeles (NL)	.295	117	464	64	137	190	22	2	9	54	1	1	2	27	82	6	2	.336	.409	.745	5
2016	Los Angeles (NL)	.255	146	487	65	124	178	26	2	8	40	0	3	3	50	96	10	2	.326	.366	.692	5
	Rancho Cucamonga*	.333	4	15	2	5	8	3	0	0	4	0	0	1	0	3	1	1	.375	.533	.908	0
2017	Philadelphia	.340	39	141	16	48	64	8	1	2	16	0	1	3	11	30	8	3	.397	.454	.851	3
	Reading*	.250	1	4	2	1	4	0	0	1	1	0	0	0	0	0	0	0	.250	1.000	1.250	0
	Lehigh Valley*	.167	4	12	3	2	3	1	0	0	0	0	0	2	1	5	0	0	.333	.250	.583	1
	Washington	.293	52	164	24	48	81	8	2	7	25	0	1	2	11	38	4	2	.343	.494	.837	0
MINORS TOTALS		.358	408	1649	347	590	935	130	28	53	279	8	14	47	85	220	80	29	.402	.567	.969	54
MLB TOTALS		.291	1435	5373	703	1561	2260	313	37	104	636	24	29	55	310	1007	123	45	.334	.421	.755	83

2007 POSTSEASON

RD.	CLUB, OPP	AVG	G	AB	R	H	TB	2B	3B	HR	RBI	SH	SF	HP	BB	SO	SB	CS	OBP	SLG	OPS	E
ALDS	LAA vs. BOS	.200	3	10	0	2	2	0	0	0	1	0	1	0	0	1	2	0	.182	.200	.382	0
TOTALS		.200	3	10	0	2	2	0	0	0	1	0	1	0	0	1	2	0	.182	.200	.382	0

2008 POSTSEASON

RD.	CLUB, OPP	AVG	G	AB	R	H	TB	2B	3B	HR	RBI	SH	SF	HP	BB	SO	SB	CS	OBP	SLG	OPS	E
ALDS	LAA vs. BOS	.118	4	17	0	2	2	0	0	0	0	2	0	0	0	7	0	0	.118	.118	.235	0
TOTALS		.118	4	17	0	2	2	0	0	0	0	2	0	0	0	7	0	0	.118	.118	.235	0

2009 POSTSEASON

RD.	CLUB, OPP	AVG	G	AB	R	H	TB	2B	3B	HR	RBI	SH	SF	HP	BB	SO	SB	CS	OBP	SLG	OPS	E
ALDS	LAA vs. BOS	.200	2	5	1	1	1	0	0	0	0	0	0	0	0	2	1	0	.200	.200	.400	0
ALCS	LAA vs. NYY	.286	4	14	3	4	9	0	1	1	1	0	0	0	1	1	0	0	.333	.643	1	
TOTALS		.263	6	19	4	5	10	0	1	1	1	0	0	0	1	3	1	0	.300	.526	.826	1

2014 POSTSEASON

RD.	CLUB, OPP	AVG	G	AB	R	H	TB	2B	3B	HR	RBI	SH	SF	HP	BB	SO	SB	CS	OBP	SLG	OPS	E
ALDS	LAA vs. KCR	.154	3	13	1	2	3	1	0	0	0	0	0	0	0	5	0	0	.154	.231	.385	0
TOTALS		.154	3	13	1	2	3	1	0	0	0	0	0	0	0	5	0	0	.154	.231	.385	0

KENDRICK, HOWIE

2015 POSTSEASON

RD.	CLUB, OPP	AVG	G	AB	R	H	TB	2B	3B	HR	RBI	SH	SF	HP	BB	SO	SB	CS	OBP	SLG	OPS	E
NLDS	LAD vs. NYM	.273	5	22	4	6	10	1	0	1	4	0	0	0	0	2	0	0	.273	.455	.727	0
TOTALS		.273	5	22	4	6	10	1	0	1	4	0	0	0	0	2	0	0	.273	.455	.727	0

2016 POSTSEASON

RD.	CLUB, OPP	AVG	G	AB	R	H	TB	2B	3B	HR	RBI	SH	SF	HP	BB	SO	SB	CS	OBP	SLG	OPS	E
NLDS	LAD vs. WSH	.333	4	9	1	3	4	1	0	0	0	0	0	0	1	1	0	0	.400	.444	.844	0
NLCS	LAD vs. CHI	.154	5	13	1	2	3	1	0	0	0	0	0	0	3	1	0	0	.154	.231	.385	0
TOTALS		.227	9	22	2	5	7	2	0	0	0	0	0	0	4	2	0	0	.261	.318	.579	0

2017 POSTSEASON

RD.	CLUB, OPP	AVG	G	AB	R	H	TB	2B	3B	HR	RBI	SH	SF	HP	BB	SO	SB	CS	OBP	SLG	OPS	E
NLDS	WSH vs CHI	.000	3	2	0	0	0	0	0	0	0	0	0	0	1	1	0	0	.333	.000	.333	0
TOTALS		.000	3	2	0	0	0	0	0	0	0	0	0	0	1	1	0	0	.333	.000	.333	0

ALL-STAR RECORD

YEAR	CLUB, SITE	AVG	G	AB	R	H	TB	2B	3B	HR	RBI	SH	SF	HP	BB	SO	SB	CS	OBP	SLG	OPS	E
2011	AL, ARI	.000	1	0	0	0	0	0	0	0	0	0	0	0	0	0	0	0	.000	.000	.000	0
TOTALS		.000	1	0	0	0	0	0	0	0	0	0	0	0	0	0	0	0	.000	.000	.000	0

CAREER

Dependable veteran of 12 Major League seasons returned to the Nationals on a two-year contract in January 2018...Was acquired by Washington days before the 2017 non-waiver trade deadline...Is a career .291 hitter with a .334 on-base percentage and a .421 slugging percentage in 1,435 career games...Began his career as an infielder, but has proved to be a valuable asset in the outfield since 2016.

2017

Was acquired from Philadelphia on July 28, just days before the 2017 non-waiver trade deadline...Hit .293 with eight doubles, two triples, seven home runs, 25 RBI, 11 walks and 24 runs scored in 52 games for the Nationals...He hit .315 with a .368 on-base percentage and a .475 slugging percentage in 91 games between the two National League East clubs...Made 39 starts for the Nationals, appearing in left field (30 GS), right field (3 GS), second base (5 GS), and first base (1 GS) while not being charged with an error along the way...He went 5-for-14 (.357) with two doubles, two RBI, one walk and three runs scored as a pinch hitter...Made his mark with his new club right off the bat, going 10-for-21 (.476) with two doubles, a home run and two RBI in his first six games with the Nationals, including matching a career high with five hits on Aug. 1 at MIA. On Aug. 13 against SFG, he clubbed his first career grand slam and third career walk-off home run in the bottom of the 11th inning to give Washington the 6-2 win...Just days later, he hit his 100th career home run, Aug. 15 vs. LAA as a part of his seventh career multi-home run game and first since April 18, 2014 at DET.

2016

Began the season on the DL with a strained left calf before being activated on April 12...Set a career high in walks (50) and led the team with 10 stolen bases...Ranked tied for first in the NL in four-hit games (5)...Became the second player in Dodgers history to appear in 10 or more games at first base, second base, third base and outfield in the same season...On May 4 at TBR, became the first Dodger to appear in left field, third base and second base in a single game since at least 1913...Recorded a 16-game hitting streak from July 4-24.

2015

In his first season with the Dodgers, hit .295 with 22 doubles, two triples, nine homers and 54 RBI in 117 games...Hit .360 with RISP, fifth-best in the NL...Hit .344 (32-for-93), 5 2B, 2 HR, 14 RBI in 23 games from July 28 through the remainder of the season...Batted .297 vs. RHP, the eighth-best mark by a RHH in the NL...Was on the DL, Aug. 10-Sept. 17 (strained left hamstring)...Started all five NLDS games vs. NYM.

2014

Made his eighth consecutive Opening Day start at second base for the Angels, the most in club history...Established career highs in hits (181), walks (48) and OBP (.347); also matched career highs in RBI (75) and SB (14)...Finished with the ninth-best AVG with RISP in the AL (.326)...Became the only second baseman in Angels history to score 85 runs and have 75 RBI in a single season...Appeared in his fourth postseason.

2013

Spent his 8th season with the Angles...Started the season strong...Hit .310 with 11 HR and 40 RBI in 91 games before the All-Star break...His 109 hits before the break were the most by a second baseman in Angels history...Was on the 15-day DL, Aug. 6-Sept. 9 (sprained left knee).

2012

Tied his career high with 14 stolen bases...Hit .296 in 126 games from May 1-end of season, which trailed only Robinson Cano (.320) among all American League second basemen...Finished the season with 11 hits in his final 20 at-bats (.550).

AWARDS AND HONORS

- 2011..... American League All-Star at ARI
- 2006..... *Baseball America* Triple-A All-Star
- 2006..... Pacific Coast League Rookie of the Year
- 2006..... SiriusXM All-Star Futures Game
- 2006..... Pacific Coast League All-Star (mid-season)
- 2006..... Pacific Coast League Player of the Week (June 4)
- 2006..... Los Angeles' No. 2 prospect, per *Baseball America*
- 2005..... *Baseball America* Double-A All-Star
- 2005..... Arizona Fall League All-Prospect Team
- 2005..... Texas League Player of the Week (Aug. 7)
- 2005..... California League All-Star (post-season)
- 2005..... California League All-Star (mid-season)
- 2005..... Los Angeles' No. 8 prospect, per *Baseball America*
- 2004..... Midwest League All-Star (post-season)
- 2004..... Los Angeles' No. 14 prospect, per *Baseball America*



2011

Earned his first career All-Star selection...Posted the highest fielding % among all American League second basemen (.992, 4 E, 482 TC)...Hit six HR in April, a career high for a single month...Made first-ever start and appearance in the outfield (LF), May 10 at CWS...Started 20 total games in the outfield (0 E) and 11 at first base (1 E)...Was on the 15-day DL, May 20-June 3 (strained right hamstring).

2010

Ranked among American League second baseman in hits (2nd, 172), doubles (2nd, 41) and RBI (2nd, 75), trailing only Robinson Cano in each category...Led the club and was tied for eighth in the American League in games (158).

2009

Batted .231 over his first 51 games of the season before being optioned to Triple-A Salt Lake on June 13...Was recalled on July 4 and batted .351 in the second half of the season, third-best among all American League players (min. 150 AB)...Played in six Postseason games (5 GS).

2008

Was limited to just 92 games due to two separate stints on the disabled list with a strained left hamstring (4/14-5/29, 8/28-9/21)...Recorded his first career multi-HR game, July 10 at TEX...Started all four games of ALDS vs BOS at second base.

2007

Made his first career Opening Day roster...Hit .322 in his second season with the Angels, but missed 67 games due to two separate finger injuries...Was on the DL, April 18-May 22 (fractured left middle finger)...Batted .288 in 37 games before going back on the DL with a fractured left index finger, July 8-Aug. 19...Made Postseason debut in ALDS vs BOS...Started all three games of the series at second base.

2006

Began the season with Triple-A Salt Lake and was named Rookie of Year in the Pacific Coast League...Was recalled on April 24...Made his Major League debut on April 26 vs. DET...Was selected to play in the MLB Futures Game (Team USA) during the All-Star break...Recalled on July 14 and remained with the team for the rest of the season...Collected first MLB hit on May 1 vs. OAK (Zito), his first RBI on May 4 at DET, and his first HR on 7/26 at TBR (Camp)...Recorded a 16-game hitting streak, July 16-Aug. 6, the longest of the season by an American League rookie...Among AL rookies, finished fourth in AVG (.285), fifth in SLG % (.416) and sixth in hits (7).

2005

Split the season between Single-A Rancho Cucamonga and Double-A Arkansas...Hit .367 between both levels, the second-highest mark among all minor league players...Named Los Angeles' Minor League Co-Player of the Year with Brandon Wood...Selected to the California League mid-season and post-season All-Star teams, as well as *Baseball America's* High-A All-Star team...Was named the top prospect in the Texas League...Played for Scottsdale in the Arizona Fall League.

2004

Finished the season with a franchise-record .367 batting average at Single-A Cedar Rapids...Won the Midwest League batting title.

2003

Spent the entire season with Rookie-level Provo...Finished third in the league in both AVG (.368) and OBP (.434).

2002

Made his pro debut with the Arizona League Angels...Finished ninth in Arizona League and led the club with a .318 batting average.

PERSONAL

Howard Joseph Kendrick III...Graduate of West Nassau (FL) High School...Attended St. Johns River (FL) Community College...Named Conference Player of the Year at SJRCC...Was selected as one of 24 players to represent USA at the 2005 Olympic Qualifying Tournament in Phoenix, A...Is married to wife, Jody...They have two sons, Owen and Tyson.

CAREER TRANSACTIONS

- 2002..... Selected by ANA in 10th round of First-Year Player Draft.
- 2014..... Acquired by LAD in exchange for LHP Andrew Heaney, Dec. 10.
- 2016..... Acquired by PHI in exchange for 1B Darin Ruf and 2B Darnell Sweeney, Nov. 11.
- 2017..... Acquired by Washington in exchange for LHP McKenzie Mills, July 28.
- 2018..... Signed with Washington as a free agent, Jan. 14.

SIGNED BY

Tom Kotchman (Angels)

CAREER FIELDING

YEAR / POS.	PCT.	G	PO	A	E	TC	DP
2017 / LF	.990	62	95	0	1	96	0
2017 / 2B	.970	15	27	38	2	67	10
2017 / 1B	1.000	4	11	0	0	11	1
2017 / RF	1.000	3	5	0	0	5	0
CAREER / 2B	.985	1127	1905	3086	75	5066	658
CAREER / 1B	.993	93	618	47	5	670	70
CAREER / LF	.993	182	262	6	2	270	0
CAREER / 3B	.969	18	5	26	1	32	2
CAREER / RF	1.000	3	5	0	0	5	0
CAREER / CF	—	1	0	0	0	0	0

CAREER BESTS

- SINGLE-GAME HITS..... 5, 2x, last 8/1/17 at MIA
- SINGLE-GAME RBI..... 5, 2x, last 9/20/09 at TEX
- HITTING STREAK..... 18 games, 6/20/11 - 7/9/11
- MULTI-HR GAMES (7)..... 7/10/08 at TEX (2)
- 5/30/10 vs. SEA (2)
- 4/30/11 at KCR (2)
- 9/13/11 at OAK (2)
- 4/23/13 vs. TEX (2)
- 4/18/14 at DET (2)
- 5/15/17 vs. LAA (2)
- 8/13/17 vs. SFG (Suarez)
- CAREER GRAND SLAMS (1)..... 8/13/17 vs. SFG (Suarez)
- CAREER PINCH HOMERS..... None
- CAREER WALK-OFF HOMERS (3)..... 5/30/10 vs. SEA (Aardsma)
- 4/23/13 vs. TEX (Ortiz)
- 8/13/17 vs. SFG (Suarez)

KENDRICK



SPENCER KIEBOOM • C

Instagram: [@kieboom22](#)
Twitter: [@KieBOOM22](#)



BATS: Right THROWS: Right HEIGHT: 6'0" WEIGHT: 232

BORN: 3/16/91 Mount Pleasant, SC

'18 OPENING DAY AGE: 27

MLB SERVICE: 0.006

OBTAINED: Selected in the fifth round of the 2012 First-Year Player Draft

64

KIEBOOM CAREER RECORD

YEAR	CLUB	AVG	G	AB	R	H	TB	2B	3B	HR	RBI	SH	SF	HP	BB	SO	SB	CS	OBP	SLG	OPS	E
2012	Auburn	.258	41	128	13	33	39	6	0	0	20	6	0	2	19	24	0	0	.362	.305	.667	0
2013	GCL Nationals	.333	4	6	0	2	2	0	0	0	1	0	0	2	1	0	0	0	.500	.333	.833	0
2014	Hagerstown	.309	87	330	50	102	165	28	4	9	61	0	6	4	21	67	2	2	.352	.500	.852	2
2015	Potomac	.248	71	246	30	61	85	16	1	2	26	0	2	1	36	30	1	1	.344	.346	.690	5
2016	Harrisburg	.230	94	309	27	71	97	11	0	5	31	1	4	2	43	61	0	0	.324	.314	.638	5
	Washington	—	1	0	1	0	0	0	0	0	0	0	0	0	1	0	0	0	1.000	-	1.000	0
2017	Harrisburg	.183	19	60	6	11	22	5	0	2	6	0	0	0	10	13	0	0	.300	.367	.667	0
	Syracuse	.275	47	160	17	44	62	9	0	3	19	0	1	0	15	30	0	0	.335	.388	.723	0
MINORS TOTALS		.262	363	1239	143	324	472	75	5	21	164	7	13	9	146	226	3	3	.340	.381	.721	12
MLB TOTALS		—	1	0	1	0	0	0	0	0	0	0	0	0	1	0	0	0	1.000	-	1.000	0

CAREER

Former fifth-round pick out of Clemson in 2012 made his MLB debut at the end of the 2016 season...Boasts above-average defensive skills...Has thrown out 33 percent (111-of-332) of would-be base stealers during his young career (MLB average: approx. 30%).

2017

Began the season with Double-A Harrisburg before joining Triple-A Syracuse for the first time in mid June...Hit .250 with 14 doubles, five homers, 25 RBI, 25 walks and 23 runs scored in 66 games between the two stops.

2016

Spent the entire season with Double-A Harrisburg before being added to Washington's active roster on Sept. 27...Made his MLB debut on Oct. 2 vs. Miami...Hit .230 with 11 doubles, five homers, 31 RBI, a career-high 43 walks and 27 runs scored in a career-high 94 games for the Senators.

2015

Hit .248 with 16 doubles, one triple, two home runs, 26 RBI, 36 walks, one stolen base and 30 runs scored in 71 games for Single-A Potomac...36 walks marked a career-high...Was named a Carolina League All-Star...Was again tasked with handling some of Washington's top pitching prospects.

2014

Turned in productive offensive season for Single-A Hagerstown...His 28 doubles ranked second on the club and tied for 12th in the South Atlantic League, despite playing in just 87 games after missing nearly the entire 2013 season...Named a South Atlantic-League mid-season All-Star.

2013

Appeared in just four games in late-August following rehab from "Tommy John" surgery...Was originally selected to play for The Netherlands in the 2013 World Baseball Classic, but could not appear due to injury.

2012

Reported to short-season Single-A Auburn following his selection in the 2012 Draft...Following the season, underwent "Tommy John" ligament replacement surgery to repair the ulnar collateral ligament in his right elbow.

PERSONAL

Spencer John Kieboom...Pronounced KEY-boom...Born in Mount Pleasant, SC but grew up in Marietta, GA where he attended Walton High School...Attended Clemson (SC) University where he was named to the Johnny Bench Award watch list in 2011 and 2012...Awarded a Rawlings Gold Glove by the American Baseball Coaches Association in 2012...Was considered by many to be the best defensive catcher in the country for the 2012 draft and was ranked the No. 84 draft prospect in the nation, per *Baseball America*...Has dual-citizenship with the United States and The Netherlands...Father, Alswinn, was born in The Netherlands, moved to the United States at the age of 17...Brother, Carter, is a shortstop in Washington's system.

AWARDS AND HONORS

- 2015..... MiLB.com Organization All-Star
- 2015..... Carolina League All-Star (mid-season)
- 2014..... South Atlantic League All-Star (mid-season)
- 2014..... MiLB.com Organization All-Star

KIEBOOM

CAREER TRANSACTIONS

2012 Selected by Washington in the fifth round of First-Year Player Draft.

SIGNED BY

Roy Clark (Nationals)



BRANDON KINTZLER • RHP



BATS: Right THROWS: Right HEIGHT: 6'0" WEIGHT: 194

BORN: 8/1/84 Las Vegas, NV

'18 OPENING DAY AGE: 33

MLB SERVICE: 6.003

OBTAINED: Signed as a free agent,
Dec. 21, 2017



21

KINTZLER CAREER RECORD

YEAR	CLUB	W	L	ERA	G	GS	CG	SHO	SV	IP	H	R	ER	HR	HB	BB	SO	SO/9	WP	BK	BAA
2004	AZL Padres	3	2	2.38	21	0	0	0	6	34.0	36	12	9	0	0	9	38	10.1	3	0	.277
	Eugene	0	0	0.00	3	0	0	0	3	3.0	3	0	0	0	0	4	12.0	0	0	0	.250
2005	AZL Padres	2	0	4.09	8	0	0	0	1	11.0	15	5	5	2	0	4	17	13.9	1	0	.306
	Eugene	0	0	0.00	3	0	0	0	0	3.1	3	0	0	0	0	1	2.7	0	0	0	.273
	Fort Wayne	1	2	3.09	19	0	0	0	0	23.1	20	12	8	2	2	7	19	7.3	0	0	.230
2006										DID NOT PITCH											
2007	Winnipeg (IND)	5	2	4.07	29	8	0	0	1	77.1	78	43	35	8	7	13	41	4.8	2	1	.258
2008	Winnipeg (IND)	7	6	4.65	20	19	0	0	0	112.1	139	68	58	8	1	36	73	5.8	8	0	.304
2009	St. Paul (IND)	8	3	2.79	14	11	1	0	0	80.2	89	28	25	3	1	24	46	5.1	1	0	—
	Huntsville	1	2	4.54	9	6	0	0	0	35.2	41	21	18	5	1	9	32	8.1	1	0	.285
2010	Huntsville	1	0	0.40	20	0	0	0	10	22.1	11	2	1	0	1	1	23	9.3	0	0	.141
	Nashville	3	0	2.36	22	0	0	0	6	26.2	19	7	7	1	1	6	21	7.1	1	0	.196
	Milwaukee	0	1	7.36	7	0	0	0	0	7.1	10	6	6	2	0	4	9	11.1	1	0	.357
2011	Milwaukee	1	1	3.68	9	0	0	0	0	14.2	14	9	6	3	0	3	15	9.2	0	1	.250
	Nashville	0	0	0.00	1	0	0	0	0	1.0	0	0	0	0	0	2	18.0	0	0	0	.000
2012	Brevard County*	0	1	3.00	6	0	0	0	0	6.0	7	2	2	0	0	3	9	13.5	1	0	.292
	Huntsville	0	2	3.28	31	0	0	0	9	35.2	35	15	13	1	2	12	20	5.0	3	0	.269
	Nashville	0	1	1.54	8	0	0	0	0	11.2	8	2	2	0	0	2	11	8.5	1	0	.200
2013	Milwaukee	3	0	3.78	14	0	0	0	0	16.2	18	7	7	1	0	7	14	7.6	1	0	.277
	Milwaukee	3	3	2.69	71	0	0	0	0	77.0	66	26	23	2	1	16	58	6.8	1	0	.234
2014	Milwaukee	3	3	3.24	64	0	0	0	0	58.1	62	22	21	8	0	16	31	4.8	1	0	.284
2015	Colorado Springs	1	1	5.21	17	0	0	0	0	19.0	23	13	11	0	0	4	14	6.6	6	0	.303
	Milwaukee	0	1	6.43	7	0	0	0	0	7.0	12	6	5	1	0	5	7	9.0	1	0	.387
2016	AZL Brewers*	0	0	0.00	3	1	0	0	0	3.1	2	0	0	0	0	3	8.1	0	0	0	.167
	Rochester	4	1	3.52	10	0	0	0	0	15.1	15	6	6	0	1	3	11	6.5	5	0	.273
2017	Minnesota	0	2	3.15	54	0	0	0	17	54.1	59	22	19	5	2	8	35	5.8	0	0	.276
	Minnesota	2	2	2.78	45	0	0	0	28	45.1	41	15	14	3	2	11	27	5.4	1	0	.246
	Washington	2	1	3.46	27	0	0	0	1	26.0	25	10	10	2	1	5	12	4.2	0	0	.253
MINORS TOTALS		16	12	2.94	181	7	0	0	35	251.1	238	97	82	11	8	60	225	8.1	22	0	.251
MLB TOTALS		14	14	3.26	298	0	0	0	46	306.2	307	123	111	27	6	75	208	6.1	6	1	.265

* - Rehab Assignment

CAREER BATTING RECORD

YEAR	CLUB	AVG	G	AB	R	H	TB	2B	3B	HR	RBI	SH	SF	HP	BB	SO	SB	CS	OBP	SLG	OPS	E
2017	Minnesota/Washington	—	0	0	0	0	0	0	0	0	0	0	0	0	0	0	0	0	—	—	—	0
MLB TOTALS		.000	197	2	0	0	0	0	0	0	0	0	0	0	0	1	0	0	.000	.000	.000	0

2017 POSTSEASON

RD.	CLUB, OPP.	W	L	ERA	G	GS	CG	SHO	SV	IP	H	R	ER	HR	HB	BB	SO	SO/9	WP	BK	BAA
NLDS	WSH vs. CHI	0	1	5.40	3	0	0	0	0	3.1	1	2	2	0	1	2	2	5.4	0	0	.125
TOTALS		0	1	5.40	3	0	0	0	0	3.1	1	2	2	0	1	2	2	5.4	0	0	.125

ALL-STAR GAME

YEAR	CLUB, SITE	W	L	ERA	G	GS	CG	SHO	SV	IP	H	R	ER	HR	HB	BB	SO	SO/9	WP	BK	BAA
2017	AL at MIA	0	0	0.00	1	0	0	0	0	1.0	0	0	0	0	0	0	0	0.0	0	0	.000
TOTALS		0	0	0.00	1	0	0	0	0	1.0	0	0	0	0	0	0	0	0.0	0	0	.000

NATIONALS PARK
COMMUNITY RELATIONS
DREAM FOUNDATION
YOUTH BASEBALL ACADEMY
FRONT OFFICE | OWNERSHIP
MANAGER | COACHING STAFF
PLAYERS
2017 IN REVIEW
HISTORY AND RECORDS
SCOUTING | RESEARCH | PLAYER DEV.

MEDIA

KINTZLER, BRANDON

CAREER

Right-handed reliever returns to the Nationals on a two-year contract after serving as one of the key members of Washington's bullpen down the stretch in 2017...Was acquired from Minnesota moments before the non-waiver trade deadline...A veteran of eight Major League seasons, Kintzler is 14-14 with 46 saves and a 3.26 ERA in 298 career games with Milwaukee (172 G), Minnesota (99 G) and Washington (27 G)...Originally a 40th-round selection of the San Diego Padres in the 2004 MLB First-Year Player Draft, he pitched two seasons (2007-08) with the Winnipeg Goldeyes of the independent Northern League and a half season (2009) with the St. Paul Saints of the independent American Association, before joining the Milwaukee Brewers in 2010.

2017

Began the season with the Minnesota Twins, where he recorded 28 saves en route to being named an American League All-Star...The Nationals acquired him moments before the trade deadline in exchange for Minor League LHP Tyler Watson...In a career-high 72 games between Minnesota and Washington, he recorded 29 saves and a 3.03 ERA while allowing just five home runs. His 29 saves in 2017 were a career-high and ranked 12th in all of Major League Baseball...He went 2-1 with one save, 10 holds and a 3.46 ERA in 27 games with the Nationals...Was one of 11 different Nationals relievers to secure at least one save for Washington this season, most in the Major Leagues...He did not allow a run in any of his first seven appearances out of Washington's bullpen and posted scoreless appearances in 12 of his final 14 outings...He offered scoreless relief in 22 of his 27 appearances with the Nationals...He made his first career Postseason appearance in 2017, allowing just one hit in 3.1 innings pitched across three National League Division Series games. He did not allow either of his two inherited runners to score.

2016

Was a non-roster invite to Twins spring training...Began season at Triple-A Rochester...Had contract selected by Minnesota May 7...Offered scoreless relief in 10 of first 11 appearances from May 7 to June 2...Recorded first career save June 8 vs. Miami (1.0 IP, SO)...Became Minnesota's closer on June 8 and converted eight straight save opportunities from June 8 to July 23...Did not allow a home run in 30 straight appearances (31.0 IP) June 21 to Sept. 5...Allowed just two of 18 inherited runners to score (11.1%)...Issued just eight walks, tied for third fewest in baseball (minimum 50.0 IP).

2015

Began the season at Triple-A Colorado Springs in Milwaukee organization...Appeared in one game for the Sky Sox before being placed on 7-day disabled list April 11, with a tear in right middle finger...Was reinstated April 21...Made six appearances for the Sky Sox before having contract selected by Milwaukee on May 8...Appeared in seven games for the Brewers before being placed back on 15-day disabled list May 27 with left patella tendinitis...Reinstated Aug. 12 and optioned to Colorado Springs...Combined to go 1-2, 4.91 ERA with nine walks and 24 strikeouts in 27 games at all three levels combined.

2014

Spent entire season with Milwaukee for second straight season...Placed on 15-day disabled list from April 12-23, with a strained right rotator cuff...Ranked fourth on Brewers staff in games (54) and holds (8)...Stranded 26 of 37 inherited runners (70.3%).

2013

Spent entire season with Milwaukee for first time in career...Ranked second on the team in games (71)...Posted a 2.09 ERA (15 ER/64.2 IP) in final 59 appearances, lowering his overall ERA from 5.84 to 2.69...Did not allow an earned run over final nine outings (9.0 IP).

2012

Began season on 15-day disabled list with right elbow inflammation...Pitched in 45 games on rehab assignment between Single-A Brevard County (6 games), Double-A Huntsville (31 games) and Triple-A Nashville (8 games)...Reinstated from the disabled list May 16 and optioned to Double-A Huntsville, where he went 0-2 with a 3.28 ERA and nine saves in 31 appearances...Earned the save in a five pitcher no-hitter August 2 vs. Chattanooga...Joined Triple-A Nashville in mid-August and went 0-1 with a 1.54 ERA in eight appearances...Had his contract selected by Milwaukee on Sept. 3.

2011

Made first career Opening Day roster with Milwaukee...Optioned to Triple-A Nashville April 5 after making one appearance for the Brewers...Made one appearance with Nashville and was recalled on April 11...Recorded first Major League win in a 6-3, 12-inning victory April 18 at PHI as he tossed 2.0 scoreless innings...Placed on the 15-day disabled list May 13, with right triceps tendinitis...Underwent season-ending surgery July 26...Pitched for Peoria in the Arizona Fall League following the season.

2010

Began season at Double-A Huntsville...Named Southern League All-Star...Promoted to Triple-A Nashville in June and went 3-0 with a 2.36 ERA and six saves in 22 relief appearances, while holding opponents to a .196 batting average...Had his contract selected by Milwaukee on Sept. 7...Made MLB debut Sept. 10 vs. CHI...Recorded first career strikeout, fanning Micah Hoffpauir...Pitched for Surprise in the Arizona Fall League.

AWARDS AND HONORS

2017..... American League All-Star at MIN

2010..... Southern League All-Star (mid-season)

2009

Began the season with the St. Paul Saints of the Independent American Association and went 8-3 with a 2.79 ERA in 14 games (11 starts)...Ranked third in the American Association in ERA...Contract purchased by Milwaukee on July 24...Spent the remainder of the season at Double-A Huntsville, where he went 1-2 with a 4.54 ERA in nine games (6 starts).

2008

Spent his second season with the Winnipeg Goldeyes of the Independent Northern League and went 7-6 with a 4.65 ERA in 20 games (19 starts).

2007

Went 5-2 with a 4.07 ERA and one save in 29 games (8 starts) with the Winnipeg Goldeyes of the Independent Northern League.

2006

Was released by San Diego on April 1 and missed the entire season...Underwent arthroscopic surgery on his right shoulder on Sept. 15.

2005

Went 3-2 with a 3.11 ERA and one save in 30 relief appearances between the Rookie Arizona Padres, Single-A Eugene and Single-A Fort Wayne.

2004

Split first professional season between Rookie Arizona Padres and Single-A Eugene, going 3-2 with a 2.19 ERA and nine saves in 24 relief appearances.

PERSONAL

Brandon Lee Kintzler...He and his wife, Melissa, have one son: Knox...Graduated from Palo Verde High School in Las Vegas, NV...Attended Pasadena City College and Dixie State (UT) College...In 2004, served as manager at a Cold Stone Creamery in Las Vegas which was owned by his sister, Amy... Worked in the front office of the Winnipeg Goldeyes during the 2008 offseason, selling season tickets for the independent team he once pitched for... During the 2009 offseason, worked as a limo driver for the Wynn Hotel in Las Vegas.

CAREER TRANSACTIONS

- 2003..... Selected by NYY in 40th round of First-Year Player Draft (did not sign).
- 2004..... Selected by PIT in 40th round of First-Year Player Draft.
- 2009..... Signed with MIL as a Minor League free agent, July 24.
- 2015..... Signed with MIN as a Minor League free agent, Dec. 14.
- 2017..... Acquired by Washington in exchange for LHP Tyler Watson, July 31.
- 2017..... Signed with Washington as a free agent, Dec. 21.

SIGNED BY

Anup Sinha (Padres)

CAREER FIELDING

YEAR / POS.	PCT	G	PO	A	E	TC	DP
2017 / P	1.000	72	5	14	0	19	2
Career / P	1.000	298	27	63	0	6	0

CAREER BESTS

- LONGEST START.....None
- WINNING STREAK.....4 games, 8/6/17-8/7/17
- MOST SINGLE-GAME K'S.....5, 4/25/11 vs. CIN
- CAREER 10-K GAMES.....None
- HOME RUNS HIT.....None

KINTZLER

PLAYERS



2017 IN REVIEW

HISTORY AND RECORDS

SCOUTING | RESEARCH | PLAYER DEV.

MEDIA



JARON LONG • RHP

@jaronlong
@JaronLong



BATS: Right THROWS: Right HEIGHT: 6'0" WEIGHT: 198

BORN: 8/28/91 Scottsdale, AZ

'18 OPENING DAY AGE: 26

MLB SERVICE: 0.000

OBTAINED: Signed as a Minor League free agent,
April 22, 2016

67

LONG CAREER RECORD

YEAR	CLUB	W	L	ERA	G	GS	CG	SHO	SV	IP	H	R	ER	HR	HB	BB	SO	SO/9	WP	BK	BAA
2013	GCL Yankees	1	0	0.00	4	0	0	0	0	6.2	4	1	0	0	0	1	7	9.5	0	0	.182
	Tampa	0	1	9.00	2	0	0	0	0	4.0	6	5	4	0	0	2	2	4.5	0	0	.353
2014	Charleston	3	1	1.64	11	4	1	1	0	49.1	44	15	9	0	1	8	46	8.4	2	0	.228
	Tampa	2	2	2.77	6	4	0	0	0	26.0	18	8	8	2	3	3	26	9.0	0	0	.189
	Trenton	7	2	2.35	11	10	0	0	0	69.0	62	22	18	2	1	11	50	6.5	2	0	.237
2015	Scranton/WB	5	6	4.94	17	16	0	0	0	85.2	115	55	47	7	5	23	53	5.6	4	0	.329
	Trenton	3	7	3.39	12	10	1	0	0	69.0	83	41	26	3	1	7	50	6.5	5	0	.296
2016	Harrisburg	3	3	2.37	10	10	0	0	0	57.0	52	19	15	8	1	10	41	6.5	0	0	.239
	Syracuse	2	3	4.14	9	8	0	0	0	50.0	61	24	23	2	2	12	31	5.6	4	0	.293
2017	Harrisburg	5	6	2.73	13	13	1	0	0	79.0	78	28	24	8	4	15	51	6.6	10	0	.259
	Syracuse	4	6	4.43	14	13	0	0	0	85.1	90	44	42	13	6	16	63	6.2	3	0	.274
MINORS TOTALS		35	37	3.35	109	88	3	1	0	581.0	613	262	216	45	24	108	420	6.5	30	0	.270

CAREER

A veteran of five professional seasons, Long returns to the Nationals for the third year - this time as a non-roster invitee to 2018 Spring Training...Is 14-18 with a 3.45 ERA in 46 games (44 starts) since joining Washington's system.

AWARDS AND HONORS

2014..... South Atlantic League Pitcher of the Week (June 2)

2017

Entered the season cited by *Baseball America* as having the "Best Control" among Nationals farmhands...Began the season with Double-A Harrisburg before joining Triple-A Syracuse in mid-June...Ranked fourth among qualified Nationals Minor Leaguers with a 3.61 ERA...Also ranked in the system in wins (2nd, 9) and strikeouts (4th, 114).

2016

In his first season in Washington's system, went 5-6 with a 3.20 ERA in 19 games (18 starts) between Double-A Harrisburg and Triple-A Syracuse.

2015

Split the season between Triple-A Scranton/Wilkes-Barre and Double-A Trenton, going 8-13 with a 4.25 ERA in 29 games/26 starts...Was transferred to Trenton on July 8...Following the season, made eight starts for the Tiburones de La Guaira of the Venezuelan Winter League and went 3-1 with a 2.30 ERA (11 ER/43.0 IP).

2014

Combined at Single-A Charleston, Single A-Tampa and Double-A Trenton to go 12-5 with a 2.18 ERA in 28 games (18 starts)...Led the organization in ERA, wins and ranked second in strikeouts (122)...Was named the South Atlantic League Pitcher of the Week on June 2 after recording a season-high nine strikeouts and the win on May 27 vs. Greenville.

2013

Made his professional debut with the GCL Yankees and Single-A Tampa.

PERSONAL

Jaron Long...Graduated from Cactus Shadows (AZ) High School and attended The Ohio State University...Was named to the 2012 All-Big Ten First Team...Transferred from Chandler-Gilbert (AZ) Community College...Is the son of Nationals hitting coach Kevin Long.

LONG

CAREER TRANSACTIONS

2013 Signed with NYY as a non-drafted free agent, Aug. 1.
2016 Signed with Washington as a Minor League free agent, April 23.
2016 Signed with Washington as a Minor League free agent, Sept. 21.
2017 Signed with Washington as a Minor League free agent, Nov. 14.

SIGNED BY

Darren Oppenheimer (Yankees)

RYAN MADSON • RHP



BATS: Left THROWS: Right HEIGHT: 6'6" WEIGHT: 234

BORN: 8/28/80 Long Beach, CA

'18 OPENING DAY AGE: 37

MLB SERVICE: 12.155

OBTAINED: Acquired from Oakland with LHP Sean Doolittle in exchange for LHP Jesus Luzardo, INF Sheldon Neuse, and RHP Blake Treinen, July 16, 2017

44

MADSON CAREER RECORD

YEAR	CLUB	W	L	ERA	G	GS	CG	SHO	SV	IP	H	R	ER	HR	HB	BB	SO	SO/9	WP	BK	BAA
1998	Martinsville	3	3	4.83	12	10	0	0	0	54.0	57	38	29	5	2	20	52	8.7	9	1	.265
1999	Batavia	5	5	4.72	15	15	0	0	0	87.2	80	51	46	5	10	43	75	7.7	10	0	.247
2000	Piedmont	14	5	2.59	21	21	2	1	0	135.2	113	50	39	5	13	45	123	8.2	5	1	.225
2001	Clearwater	9	9	3.90	22	21	1	0	0	117.2	137	68	51	4	5	49	101	7.7	5	1	.291
2002	Reading	16	4	3.20	26	26	2	0	0	171.1	150	68	61	11	12	53	132	6.9	5	0	.242
2003	Clearwater	0	0	5.63	2	2	0	0	0	8.0	11	5	5	0	0	2	9	10.1	0	0	.324
	Scranton/WB	12	8	3.50	26	26	0	0	0	157.0	157	70	61	9	10	42	138	7.9	6	0	.262
	Philadelphia	0	0	0.00	1	0	0	0	0	2.0	0	0	0	0	0	0	0	0.0	0	0	.000
2004	Philadelphia	9	3	2.34	52	1	0	0	1	77.0	68	23	20	6	5	19	55	6.4	7	0	.238
	Reading	0	0	4.50	2	1	0	0	0	2.0	3	2	1	1	0	2	1	4.5	0	0	.333
2005	Philadelphia	6	5	4.14	78	0	0	0	0	87.0	84	44	40	11	6	25	79	8.2	6	1	.259
2006	Philadelphia	11	9	5.69	50	17	0	0	2	134.1	176	92	85	20	10	50	99	6.6	12	0	.321
2007	Philadelphia	2	2	3.05	38	0	0	0	1	56.0	48	19	19	5	2	23	43	6.9	2	2	.231
	Reading*	0	0	0.00	2	0	0	0	0	3.0	3	0	0	0	0	0	4	12.0	0	0	.273
2008	Philadelphia	4	2	3.05	76	0	0	0	1	82.2	79	29	28	6	1	23	67	7.3	2	1	.254
2009	Philadelphia	5	5	3.26	79	0	0	0	10	77.1	73	29	28	7	3	22	78	9.1	1	0	.251
2010	Philadelphia	6	2	2.55	55	0	0	0	5	53.0	42	16	15	4	4	13	64	10.9	2	0	.212
	Clearwater*	0	1	4.50	2	0	0	0	0	2.0	1	1	1	1	0	0	3	13.5	0	0	.125
	Reading*	0	0	0.00	1	0	0	0	0	2.0	2	0	0	0	1	0	1	4.5	0	0	.286
	Lehigh Valley*	0	0	5.40	2	0	0	0	0	1.2	1	1	1	0	0	2	2	10.8	0	0	.200
2011	Philadelphia	4	2	2.37	62	0	0	0	32	60.2	54	16	16	2	1	16	62	9.2	0	0	.243
	Clearwater*	0	0	0.00	1	1	0	0	0	1.0	0	0	0	0	1	0	1	9.0	0	0	.000
2012																					
2013	Inland Empire	0	0	0.00	1	0	0	0	1	1.0	0	0	0	0	0	0	1	9.0	0	0	.000
2014																					
2015	Kansas City	1	2	2.13	68	0	0	0	3	63.1	47	17	15	5	2	14	58	8.2	1	0	.205
2016	Oakland	6	7	3.62	63	0	0	0	30	64.2	63	27	26	7	2	20	49	6.8	4	1	.257
2017	Oakland	2	4	2.06	40	0	0	0	1	39.1	25	9	9	2	2	6	39	8.9	0	0	.188
	Washington	3	0	1.37	20	0	0	0	1	19.2	13	3	3	0	2	3	28	12.8	0	0	.186
MINORS TOTALS		59	35	3.57	135	123	5	1	1	744.0	715	354	295	41	54	258	643	7.8	40	3	.254
MLB TOTALS		59	43	3.35	682	18	0	0	87	817.0	772	324	304	75	40	234	721	7.9	37	5	.251

* - Rehab Assignment

CAREER BATTING RECORD

YEAR	CLUB	AVG	G	AB	R	H	TB	2B	3B	HR	RBI	SH	SF	HP	BB	SO	SB	CS	OBP	SLG	OPS	E
2017	Oakland/Washington	—	0	0	0	0	0	0	0	0	0	0	0	0	0	0	0	0	—	—	—	2
MLB TOTALS		.122	412	49	3	6	7	1	0	0	2	7	0	0	2	21	0	0	.157	.143	.300	2

2008 POSTSEASON

RD.	CLUB, OPP.	W	L	ERA	G	GS	CG	SHO	SV	IP	H	R	ER	HR	HB	BB	SO	SO/9	WP	BK	BAA
NLDS	PHI vs. MIL	0	0	2.25	3	0	0	0	0	4.0	3	1	1	0	0	0	2	4.5	0	0	.188
NLCS	PHI vs. LAD	1	0	0.00	4	0	0	0	0	5.0	4	0	0	0	0	1	4	7.2	0	0	.235
WS	PHI vs. TB	0	0	4.91	4	0	0	0	0	3.2	3	2	2	1	0	0	6	14.7	0	0	.231
TOTALS		1	0	2.13	10	0	0	0	0	12.2	10	3	3	1	0	1	12	8.5	0	0	.217

2009 POSTSEASON

RD.	CLUB, OPP.	W	L	ERA	G	GS	CG	SHO	SV	IP	H	R	ER	HR	HB	BB	SO	SO/9	WP	BK	BAA
NLDS	PHI vs. COL	1	0	3.38	3	0	0	0	0	2.2	2	1	1	0	0	1	4	13.5	0	1	.222
NLCS	PHI vs. LAD	0	0	5.40	4	0	0	0	0	3.1	6	2	2	0	0	3	4	10.8	0	0	.400
WS	PHI vs. NYY	0	0	2.08	5	0	0	0	1	4.1	6	1	1	0	1	2	6	12.5	0	0	.333
TOTALS		1	0	3.48	12	0	0	0	1	10.1	14	4	4	0	1	6	14	12.2	0	1	.333

MADSON, RYAN

2010 POSTSEASON

RD.	CLUB, OPP.	W	L	ERA	G	GS	CG	SHO	SV	IP	H	R	ER	HR	HB	BB	SO	SO/9	WP	BK	BAA
NLDS	PHI vs. CIN	0	0	0.00	1	0	0	0	0	1.0	1	0	0	0	0	0	1	9.0	0	1	.250
NLCS	PHI vs. SFG	0	1	1.35	5	0	0	0	0	6.2	4	1	1	1	0	3	10	13.5	0	0	.274
TOTALS		0	1	1.17	6	0	0	0	0	7.2	5	1	1	1	0	3	11	12.9	0	1	.185

2011 POSTSEASON

RD.	CLUB, OPP.	W	L	ERA	G	GS	CG	SHO	SV	IP	H	R	ER	HR	HB	BB	SO	SO/9	WP	BK	BAA
NLDS	PHI vs. STL	0	0	2.08	4	0	0	0	1	4.1	4	1	1	0	0	0	6	12.5	0	0	.267
TOTALS		0	0	2.08	4	0	0	0	1	4.1	4	1	1	0	0	0	6	12.5	0	0	.267

2015 POSTSEASON

RD.	CLUB, OPP.	W	L	ERA	G	GS	CG	SHO	SV	IP	H	R	ER	HR	HB	BB	SO	SO/9	WP	BK	BAA
ALDS	KCR vs. HOU	1	0	9.00	3	0	0	0	0	3.0	6	3	3	3	0	0	7	21.0	0	0	.400
ALCS	KCR vs. TOR	0	0	7.71	3	0	0	0	0	2.1	4	2	2	1	0	2	3	11.6	0	0	.364
WS	KCR vs. NYM	1	0	0.00	3	0	0	0	0	3.0	2	0	0	0	0	1	5	15.0	0	0	.200
TOTALS		2	0	5.40	9	0	0	0	0	8.1	12	5	5	4	0	3	15	16.2	0	0	.333

2017 POSTSEASON

RD.	CLUB, OPP.	W	L	ERA	G	GS	CG	SHO	SV	IP	H	R	ER	HR	HB	BB	SO	SO/9	WP	BK	BAA
NLDS	WSH vs. CHI	0	0	2.25	4	0	0	0	0	4.0	3	1	1	0	1	2	4	9.0	0	1	.200
TOTALS		0	0	2.25	4	0	0	0	0	4.0	3	1	1	0	1	2	4	9.0	0	1	.200

CAREER

Hard-throwing reliever enters his second season with Washington after being acquired, along with LHP Sean Doolittle, in July 2017...Has revitalized his career after missing three seasons (2012-14) due to injury...Since returning to action in 2015, is 12-13 with 35 saves and a 2.55 ERA in 191 games out of the bullpen...Has posted a .219 opp AVG, 8.4 strikeouts per 9.0 IP, a 1.02 WHIP and 0.67 home runs per 9.0 IP during that stretch...Is a two-time World Series champion...Is 4-1 with two saves and a 2.85 ERA in 46 Postseason games...His 46 Postseason appearances rank tied for fourth in Major League history...Ranks tied for second among relievers in MLB history with 62 strikeouts in those 46 appearances...Enters 2018 seventh among active pitchers with 682 games played...Had 491 games pitched for Philadelphia, third on the Phillies all-time list at the time.

2017

Began the season with Oakland before being acquired by the Nationals in July, bolstering the back end of Washington's bullpen... Went 3-0 with one save and a 1.37 ERA (3 ER/19.2 IP) in 20 games for the Nationals...Struck out 28 batters, walked just three and did not allow a home run with the Nationals...Secured 11 holds...Was one of 11 different Nationals relievers to secure at least one save for Washington this season, most in the Major Leagues...Posted a 0.81 WHIP and an opponent slash line of .186/.240/.243...Finished the season ranked fifth in the Major Leagues in WHIP (0.80) and strikeout-to-walk ratio (7.44)...Offered scoreless relief in 18 of 20 appearances with Washington...Owned a 2.06 ERA (9 ER/39.1 IP) and ranked in the top ten among Major League relievers in WHIP (7th, 0.79), walks per 9.0 IP (8th, 1.37), and strikeout-to-walk ratio (9th, 6.50) in 40 appearances for the Oakland Athletics at the time of the trade...From June 16 through the end of the season, posted a 1.07 ERA (4 ER/33.2 IP) while going 4-0 with one save in 33 appearances...Appeared in four games of the NLDS.

2016

Saved a team-leading 30 games in his first season with Oakland to become just the second A's pitcher over the last 10 years to save 30 or more games (Balfour, 38 in 2013)...Went 6-7 with a 3.62 ERA in 63 games...His six wins were tied for his most as a reliever (also 2010)...It was his second career 30-save season (32 in 2011)...Ranked ninth in the American League in saves...Began the season by converting each of his 11 save opportunities over his first 18 games through May 16...Did not allow an earned run in 17 of those 18 games

2015

Returned to the Major Leagues for the first time since 2011...Served as a key setup man in the Royals bullpen as they won the World Series...Made 68 relief appearances and was 1-2 with three saves and a career-low 2.13 ERA...Also had career lows in opp. AVG (.205) and opp. OBP (.254)...Ranked ninth among American League relievers in ERA and opp. OBP...Walked just 14 batters in 63.1 innings and his average of 1.99 walks per 9.0 IP was the best of his career...Finished the regular season with a 12-game, 11.0-inning scoreless streak...Went 2-0 with a 5.40 ERA in nine Postseason appearances for the World Champion Royals...Tossed 3.0 scoreless innings in three World Series appearances against the Mets, including a win in Game 4 after retiring the side in order in the seventh inning of the Royals 5-3 win

AWARDS AND HONORS

- 2015..... World Series Champion (KCR)
- 2008..... World Series Champion (PHI)
- 2004..... Philadelphia Phillies Pitcher of the Year
- 2004..... Philadelphia's No. 4 prospect, per *Baseball America*
- 2003..... Philadelphia's No. 6 prospect, per *Baseball America*
- 2002..... Eastern League Pitcher of the Year
- 2002..... Eastern League All-Star (post-season)
- 2002..... Philadelphia Phillies Minor League Pitcher of the Year
- 2002..... Philadelphia's No. 12 prospect, per *Baseball America*
- 2001..... Philadelphia's No. 4 prospect, per *Baseball America*
- 2000..... Philadelphia's No. 10 prospect, per *Baseball America*
- 1999..... Philadelphia's No. 15 prospect, per *Baseball America*

MAJOR LEAGUE BASEBALL ACTIVE LEADERS IN GAMES PITCHED

PLAYER	GAMES
1. Francisco Rodriguez	948
2. Chad Qualls	844
3. Fernando Rodney	828
4. Joaquin Benoit	764
5. Joe Smith	698
6. Jonathan Broxton	694
7. Ryan Madson	682
8. Huston Street	688
9. Matt Belisle	660
10. Brad Ziegler	657

GAMES PITCHED



2014

Did not pitch as he continued to rehab.

2013

Signed with the Los Angeles Angels and made one appearance for Single-A Inland Empire.

2012

Underwent "Tommy John" ligament replacement surgery on April 11.

2011

In his ninth season with the Phillies, he recorded a career-high with 32 saves in 34 chances (94%)...Converted his first 14 save opportunities, his best streak of the season...Finished the season with 17 consecutive scoreless appearances (16.1ip), his best stretch of the year, and converted all nine save chances in that span...From May 7 to 20, he became the first Phillies pitcher to record a save in seven consecutive victories since Doug Jones did it from May 29-June 8, 1994...Walked just 16 batters, eight of which were intentional.

2010

Went 6-2 with five saves and a 2.55 ERA in 55 games with Philadelphia, despite missing over two months of the season with a broken right great toe...Was on the disabled list from April 27 to July 7....Tied for seventh among all National League relievers in wins (6)...Posted a 1.04 ERA over his first 36 appearances beginning July 31...Led all Major League relievers with 44 appearances after the All-Star break...Ranked third in the NL with a 1.50 ERA over that span.

2009

Finished fourth among National League relievers in innings pitched (77.1), tied for fourth in games (79), eighth in strikeouts (78) and tied for eighth in wins (5)...Posted a 1.95 ERA and .202 opponents batting average through his first 33 games of the season...Did not allow a home run until his 35th appearance of the season as he started the year with a 33.1-inning homerless streak...Got the win in Game 4 of the NLDS at Colorado...Averaged 12.2 strikeouts per 9.0 IP in his 12 Postseason appearances.

2008

Finished fifth in innings (82.2) and tied for ninth in appearances (76) among National League relievers...Pitched at least 2.0 innings in 15 of his 76 appearances...Compiled a 0.63 ERA over his final 14 appearances...Went a combined 1-0 with a 2.13 ERA in 11 Postseason appearances, helping the Phillies to the 2008 World Series championship.

2007

Went 2-2 with one save and a 3.05 ERA in a career-low 38 games...Was on the 15-day disabled list from May 4 to 21 (left oblique strain) and again from July 30 through the remainder of the season (right shoulder strain).

2006

Reached career highs in wins (11), innings pitched (134.1) and strikeouts (99)...Began the season in the starting rotation...Moved to the bullpen following the promotion of Cole Hamels...Pitched a career-high 7.0 innings of relief and took the loss, May 23 at New York (NL)...Was the first Phillie to pitch 7.0 innings of relief since Tommy Greene pitched 7.2 innings, April 20, 1991...Compiled a 3.48 ERA in five relief appearances in May before returning to the rotation...Made 11 more starts (5-4, 6.00 ERA) before moving back to the bullpen, where he remained for the rest of the season...Pitched a career-best 8.2 shutout innings, June 29 at Baltimore...Went 8-5 with a 6.28 ERA and .329 opponents average in 17 starts.

2005

Finished second among National League relievers in innings pitched (87.0), tied for fourth in games (78), sixth in strikeouts (79) and tied for ninth in wins (6)...His 78 appearances were third-most on the all-time single-season list for the Phillies...Had a 10.0-inning scoreless streak, April 24 to May 11...Went 25.0 innings without allowing a home run from July 27 to Sept. 13

2004

Recorded the best ERA (2.34) by a Phillies rookie pitcher since Don Carman had a 2.08 ERA in 1985 (min. 75.0 ip)...Finished the season with the third-best relief ERA (1.65) in MLB...Led National League rookies in wins (9), ranked sixth in strikeouts (55) and innings (77.0) and eighth in games (52)...Set a Phillies rookie record by not allowing an earned run in the first 21.0 innings of his career...Earned his first MLB win April 28 at St. Louis, with 4.0 shutout innings of relief...His first MLB save came on May 13 at San Francisco...Did not allow a home run until June 2 against New York (Todd Zeile), halting a career-opening streak of 34.1 innings without a homer...Made his first start June 8 at Chicago.

2003

Began the season with Single-A Clearwater where he made two starts before being promoted to Triple-A Scranton/Wilkes-Barre...Tied for second in the International League in wins (12), ranked third in strikeouts (138) and fifth in innings pitched (157.0)...Was recalled by Philadelphia on Sept. 2 and made his Major League debut, Sept. 27 against Atlanta...Tossed 2.0 scoreless innings and retired all six batters that he faced.

2002

Spent the entire season with Double-A Reading...Won the Paul Owens Award as the best pitcher in the Phillies Minor League system and was the Eastern League's Pitcher of the Year...Had an EL-leading 16 wins, finished second in strikeouts (132) and third in ERA (3.20) and innings (171.1)...Named EL Pitcher of the Week for the week of May 13-19 after going 2-0 with a 0.00 ERA...Was named Phillies Minor League Pitcher of the Month for May when he went 4-1 with 3.18 ERA and 40 strikeouts in 39.2 innings.

MADSON, RYAN

2001

Spent the entire season with Single-A Clearwater...Was on the disabled list from June 23 to July 27 with a right intercostal strain...Finished August with a 0.98 ERA...Pitched in the Florida Instructional League.

2000

Began the season in extended spring training...Was promoted to Single-A Piedmont May 8...Tied for first in the South Atlantic League in wins (14) and ranked third in ERA (2.59)...Had the best ERA among all Phillies minor leaguers.

1999

Pitched at Single-A Batavia and led all Phillies short-season Minor Leaguers in innings (87.2) and strikeouts (75).

1998

Went 3-3 with a 4.82 ERA in 12 games, including 10 starts, in his professional debut with rookie Martinsville.

PERSONAL

Ryan Michael Madson...Graduated from Valley View (CA) High School...He and his wife, Sarah, have five children: Ella, Luke, Sean, Tyler and Ben...His uncle, Steve Burr, played in the Boston Red Sox and Texas Rangers organizations from 1969-76.

CAREER TRANSACTIONS

1998 Selected by PHI in ninth round of the First-Year Player Draft.
2012 Signed with CIN as a free agent, Jan. 25.
2013 Signed with LAA as a free agent, Nov. 28.
2015 Signed with KCR as a free agent, Jan. 30.
2015 Signed with OAK as a free agent, Dec. 11.
2017 Acquired by Washington along with LHP Sean Doolittle in exchange for RHP Blake Treinen, LHP Jesus Luzardo, and INF Sheldon Neuse, July 16.

SIGNED BY

Jim Fregosi, Jr (Phillies)

CAREER FIELDING

YEAR / POS.	PCT.	G	PO	A	E	TC	DP
2017 / P	1.000	60	1	3	0	4	0
Career / P	.986	682	42	99	2	143	0

CAREER BESTS

LONGEST START	8.2 IP, 6/29/06 at BAL
WINNING STREAK	2 games, 2x, Last: 5/6/06-5/12/06
MOST SINGLE-GAME K'S	7, 2x, Last: 6/29/06 at BAL
CAREER 10-K GAMES	None
HOME RUNS HIT	None



JOSÉ MARMOLEJOS • 1B

@jmarmo6



BATS: Left THROWS: Left HEIGHT: 6'1" WEIGHT: 225

BORN: 1/27/93 Perth Amboy, NJ

'18 OPENING DAY AGE: 25

MLB SERVICE: 0.061

OBTAINED: Signed as a non-drafted free agent, June 9, 2011.



MARMOLEJOS CAREER RECORD

YEAR	CLUB	AVG	G	AB	R	H	TB	2B	3B	HR	RBI	SH	SF	HP	BB	SO	SB	CS	OBP	SLG	OPS	E
2011	DSL Nationals	.223	54	184	22	41	56	6	3	1	21	0	1	7	23	32	1	1	.330	.304	.634	7
2012	DSL Nationals	.298	69	255	33	76	125	21	8	4	39	0	1	3	23	34	1	2	.362	.490	.852	9
2013	GCL Nationals	.312	43	141	27	44	61	11	0	2	21	0	2	1	14	27	1	1	.373	.433	.806	2
2014	Auburn	.265	65	234	30	62	90	19	3	1	31	0	4	1	28	50	0	1	.341	.385	.726	2
2015	Hagerstown	.310	124	468	63	145	227	39	5	11	87	0	9	9	35	89	3	1	.363	.485	.848	9
2016	Potomac	.286	103	378	72	108	187	36	5	11	59	0	5	2	59	84	2	3	.381	.495	.875	9
	Harrisburg	.299	33	127	15	38	53	9	0	2	15	0	1	2	5	29	0	0	.333	.417	.751	1
2017	Harrisburg	.288	107	400	68	115	183	18	4	14	66	0	5	5	44	79	0	2	.361	.458	.819	6
MINORS TOTALS		.288	598	2187	330	629	982	159	28	46	339	0	28	30	231	424	8	11	.359	.449	.808	45

CAREER

A two-time Minor League Player of the Year in Washington's system, Marmolejos was added to the Nationals 40-man roster following the 2016 season...Has appeared in 428 Minor League games at first base, but also has experience in the outfield (91 G).

2017

Ranked seventh among Nationals farmhands with a .288 batting average in 107 games with Double-A Harrisburg...Missed the first two months of the season with a strained left forearm...Clubbed a career-high 14 home runs...Was named an Eastern League All-Star...Hit .228 (18-for-79) with two doubles, two homers and eight RBI in 24 games for Tigres del Lincey of the Dominican Winter League.

2016

Washington's Minor League Player of the Year for the second consecutive season...Hit .289 with 45 doubles, five triples, 13 home runs, 74 RBI, 64 walks and 87 runs scored in 136 games between Single-A Potomac and Double-A Harrisburg...Recorded a .370 OBP and a .475 SLG...His career-best 45 doubles were tied for the second-most in all of Minor League Baseball...He also led the organization in runs scored (87) and total bases (240)...Ranked among Nationals farmhands in home runs (T4th, 13), RBI (4th, 74) and batting average (6th, .289)...Was promoted to Double-A Harrisburg on Aug. 1...Following the season, hit .216 with three doubles, one triple, 12 RBI and 10 runs scored in 30 games for Tigres del Lincey of the Dominican Winter League.

2015

Named Washington Nationals Minor League Player of the Year...Led the South Atlantic League in hits (145), doubles (39) and RBI (87), ranked second in the league in slugging percentage (.485) and batting average (.310), and ranked third in OPS (.848)...Paced the Nationals' Minor League system in hits (145), doubles (39), RBI (87), slugging percentage (.485) and batting average (.310).

2014

Named a mid-season New York-Penn League All-Star.

2013

Ranked fourth among Nationals farmhands with a .312 batting average.

2012

Led the DSL with 33 extra-base hits and 125 total bases...His 21 doubles were good for fourth in the DSL.

2011

In his first professional season, hit .223 with six doubles, three triples, one homer, 21 RBI, and 22 runs in 54 games for the DSL Nationals.

PERSONAL

José Ramon Marmolejos...Went undrafted in the 2011 First-Year Player Draft...Attended South Broward High School in Miami, FL.

AWARDS AND HONORS

- 2018..... Washington's No. 18 prospect per *Baseball America*
- 2017..... Eastern League All-Star (mid-season)
- 2017..... Eastern League Player of the Week (Aug. 27)
- 2017..... Washington's No. 26 prospect per *Baseball America*
- 2016..... MiLB.com Organization All-Star
- 2016..... Washington's Minor League Player of the Year
- 2015..... Washington's Minor League Player of the Year
- 2015..... MiLB Organization All-Star
- 2015..... South Atlantic League All-Star (post-season)
- 2014..... New York-Penn League All-Star (mid-season)

NATIONALS PARK
COMMUNITY RELATIONS
DREAM FOUNDATION
YOUTH BASEBALL ACADEMY
FRONT OFFICE OWNERSHIP
MANAGER | COACHING STAFF
PLAYERS
IN REVIEW 2017
HISTORY AND RECORDS
SCOUTING | RESEARCH | PLAYER DEV.

MEDIA

MARMOLEJOS

CAREER TRANSACTIONS

2011 Signed as a non-drafted free agent, June 9.

SIGNED BY

Modesto Ulloa (Nationals)

ROMAN MENDEZ • RHP




BATS: Right **THROWS:** Right **HEIGHT:** 6'3" **WEIGHT:** 245

BORN: 7/25/90 San Pedro de Macoris, DOM

'18 OPENING DAY AGE: 27

MLB SERVICE: 0.141

OBTAINED: Signed as a Minor League free agent, Jan. 3, 2018



43

MENDEZ CAREER RECORD

YEAR	CLUB	W	L	ERA	G	GS	CG	SHO	SV	IP	H	R	ER	HR	HB	BB	SO	SO/9	WP	BK	BAA
2009	GCL Red Sox	2	3	1.99	12	10	0	0	0	49.2	33	11	11	1	4	8	47	8.5	2	1	.184
2010	Spokane	1	1	2.31	3	3	0	0	0	11.2	19	11	3	2	0	3	13	10.0	0	0	.373
	Lowell	2	3	4.36	8	8	0	0	0	33.0	31	21	16	5	1	19	35	9.5	4	0	.240
	Greenville	0	2	11.40	6	6	0	0	0	15.0	29	24	19	5	4	10	18	10.8	1	0	.392
2011	Hickory	9	1	3.31	26	20	0	0	1	117.0	117	44	43	7	6	45	130	10.0	11	1	.259
2012	Myrtle Beach	4	6	5.14	18	12	0	0	1	70.0	69	43	40	7	7	25	71	9.1	3	0	.260
	AZL Rangers	0	1	3.00	3	3	0	0	0	9.0	7	3	3	1	1	7	7.0	0	0	0	.219
	Frisco	2	0	1.46	5	0	0	0	1	12.1	8	3	2	2	1	4	9	6.6	0	0	.174
2013	Frisco	2	0	1.82	16	0	0	0	2	24.2	12	6	5	1	2	11	24	8.8	2	0	.146
2014	Round Rock	0	1	4.02	25	0	0	0	3	31.1	39	16	14	4	2	12	30	8.6	1	0	.302
	Texas	0	1	2.18	30	0	0	0	0	33.0	20	8	8	2	2	17	22	6.0	2	0	.174
2015	Texas	0	1	5.40	12	0	0	0	0	11.2	11	7	7	1	1	7	9	6.9	0	0	.268
	Round Rock	3	2	2.78	30	0	0	0	5	35.2	31	11	11	5	1	9	33	8.3	2	0	.230
	Boston	0	0	4.50	3	0	0	0	0	2.0	3	1	1	1	0	1	1	4.5	0	0	.375
2016	Pawtucket	4	2	3.38	32	0	0	0	2	64.0	49	26	24	6	4	27	59	8.3	5	0	.214
2017	Hanshin (UCPL)	0	0	6.52	8	4	0	0	0	9.2	12	9	7	1	1	3	9	2.8	0	1	—
MINORS TOTALS		29	22	3.63	184	62	0	0	15	473.1	444	219	191	46	33	174	476	9.1	31	2	.246
MLB TOTALS		0	2	3.09	45	0	0	0	0	46.2	34	16	16	4	3	25	32	6.2	2	0	.207

CAREER

Hard-throwing righty joins the Nationals on a Minor League contract with an invite to 2018 Major League Spring Training...He began his professional career as a starter but transitioned to the bullpen during the 2012 season...Has struck out more than a batter per inning in 184 Minor League appearances (9.1 SO/9.0 IP).

2017

Appeared in eight games (four starts) for Hanshin of the Japan Central League.

2016

Went 4-2 with a 3.38 ERA in 32 games for Triple-A Pawtucket...He went 2-0 with a 0.75 ERA (1 ER/12.0 IP) in 10 games for Toros del Este of the Dominican Winter League. He struck out 19 batters while walking just six.

2015

Made his first career Opening Day roster...Spent the majority of the season with Triple-A Round Rock, recording five saves and posting a 2.78 ERA in 30 relief appearances...Finished 15 games for the Express...Posted a 1.12 WHIP with Round Rock...Held right-handed batters to a .176 AVG (12-for-68)...Was claimed off waivers by Boston on Sept. 11...Made three appearances for the Red Sox.

2014

Began the season with Round Rock, going 0-1 with three saves and a 4.02 ERA (14 ER/31.1 IP)...Was recalled by Texas on July 7 and made his MLB debut the following night vs. HOU, throwing 2.0 hitless innings...Allowed one hit over 2.1 IP in his next appearance on July 10 vs. LAA...Through his first eight MLB outings from July 8-27, allowing just three singles in 11.0 scoreless IP, limiting opposing hitters to a .086 AVG...His eight consecutive scoreless games to start a career tied Alexi Ogando's club record...Led the Rangers bullpen with 33.0 IP from July 8 through the end of the year...Finished the year with six consecutive scoreless outings for Texas from Sept. 13-27.

2013

Made 16 relief appearances at Double-A Frisco before being placed on the DL on May 30 with a stress fracture in his right elbow...Had season-ending surgery on May 31...Went 2-0 with 2 saves, a 1.82 ERA and a 0.93 WHIP while striking out 24 and allowing just one HR...Did not allow an ER in 14 of 16 outings, including through his first nine games.

AWARDS AND HONORS

- 2014..... Texas' No. 29 prospect, per *Baseball America*
- 2013..... Texas' No. 13 prospect, per *Baseball America*
- 2012..... Texas' No. 19 prospect, per *Baseball America*
- 2011..... South Atlantic League All-Star (mid-season)
- 2011..... Texas' No. 13 prospect, per *Baseball America*
- 2010..... Texas' No. 24 prospect, per *Baseball America*
- 2008..... Dominican Summer League All-Star (post-season)



2012

Split the season between Single-A Myrtle Beach and Double-A Frisco...Went 3-5 with a 5.17 ERA (31 ER/54.0 IP) in 11 starts with the Pelicans before being sent to the AZL Rangers on a rehab assignment... After returning to the Pelicans on July 19, made one more start before being shifted to the bullpen for the remainder of the season...Joined Frisco on Aug. 13.

2011

Set career highs with nine wins, 117.0 IP, and 130 SO in 26 games (20 starts) with Single-A Hickory...Was named a South Atlantic League mid-season All-Star...Ranked among SAL leaders with a .900 winning percentage (1st), 130 strikeouts (T2nd), and a 3.31 ERA (5th)...For the second consecutive season, recorded 10.0 SO/9.0 IP...Allowed seven HR in 117.0 IP (0.5 HR/9.0 IP).

2010

Began the campaign at Single-A Greenville, making six starts before being sent on a rehab assignment to Short-A Lowell...Was acquired by Texas on July 31 and assigned to Short-A Spokane.

2009

Played 12 games (10 starts) for the Rookie-level Gulf Coast League Red Sox...Finished with a 1.99 ERA (11 ER/49.2 IP), second lowest among all Red Sox minor leaguers...Led the team with a 0.83 WHIP (min. 15.0 IP)...Recorded 47 SO against only 8 BB (5.88 SO/BB)...Issued 1.4 BB/9.0 IP...Following the season, was named the 12th-best GCL prospect by *Baseball America*.

2008

Spent the season with the Rookie-level Dominican Summer League Red Sox, earning All-Star honors.

PERSONAL

Roman Junior (Perez) Mendez.

MELENDEZ	CAREER TRANSACTIONS	CAREER FIELDING
	2007 Signed by BOS as a non-drafted free agent, July 16.	YEAR / POS:
	2010 Acquired by TEX along with 1B Chris McGuiness, C Michael Thomas and cash considerations in exchange for C Jarrod Saltalamacchia, July 31.	Career / P
	2015 Claimed by BOS off Waivers from TEX, Sept. 11.	PCT
	2017 Signed with Washington as a Minor League free agent, Dec. 20.	G
		PO
		A
		E
		TC
		DP
SIGNED BY	CAREER BESTS	
Luciano del Rosario (Red Sox)	LONGEST START..... None	
	WINNING STREAK..... None	
	MOST SINGLE-GAME K'S..... 3, 2x, Last: 4/18/15 at SEA	
	CAREER 10-K GAMES..... None	
	HOME RUNS HIT..... None	

2018 NATIONALS ALMA MATERS	
PLAYER / COACH	ALMA MATER
Austin Adams.....	University of South Florida
Matt Adams.....	Slippery Rock University of Pennsylvania
Tim Bogar.....	Eastern Illinois University
Joe Dillon.....	Texas Tech University
Chris Dominguez.....	University of Louisville
Sean Doolittle.....	University of Virginia
Adam Eaton.....	Miami (OH) University
Erick Fedde.....	University of Nevada - Las Vegas
Koda Glover.....	Oklahoma State University
David Coforth.....	University of Mississippi
Brian Goodwin.....	Miami (FL) Dade College
Trevor Gott.....	University of Kentucky
Matt Grace.....	University of California - Los Angeles
Taylor Gushue.....	University of Florida
Chip Hale.....	University of Arizona
Bryan Harper.....	University of South Carolina
Bryce Harper.....	College of Southern Nevada
Shawn Kelley.....	Austin Peay State (TN) University
Howie Kendrick.....	St. Johns River (FL) Community College
Spencer Kieboom.....	Clemson (SC) University

PLAYER / COACH	ALMA MATER
Brandon Kintzler.....	Dixie State College of Utah
Derek Lilliquist.....	University of Georgia
Jaron Long.....	Ohio State University
Kevin Long.....	University of Arizona
Dave Martinez.....	Valencia (FL) Community College
Tom Milone.....	University of Southern California
Daniel Murphy.....	Jacksonville (FL) University
Ryan Raburn.....	South Florida Community College
Anthony Rendon.....	Rice (TX) University
Tanner Roark.....	University of Illinois
Max Scherzer.....	University of Missouri
Chris Smith.....	Kentucky Wesleyan College
Sammy Solis.....	University of San Diego
Andrew Stevenson.....	Louisiana State University
Stephen Strasburg.....	San Diego State University
Trea Turner.....	North Carolina State University
Austin Voth.....	University of Washington
Matt Wieters.....	Georgia Tech
Ryan Zimmerman.....	University of Virginia

ALMA MATERS



TOMMY MILONE • LHP

@tommymilone33
TommyMilone_33



BATS: Left THROWS: Left HEIGHT: 6'0" WEIGHT: 215

BORN: 2/16/87 Granada Hills, CA

'18 OPENING DAY AGE: 31

MLB SERVICE: 5.113

OBTAINED: Signed as a Minor League free agent, Dec. 15, 2017

46

MILONE CAREER RECORD

YEAR	CLUB	W	L	ERA	G	GS	CG	SHO	SV	IP	H	R	ER	HR	HB	BB	SO	SO/9	WP	BK	BAA
2008	Vermont	1	3	4.57	6	3	0	0	0	21.2	27	12	11	4	0	3	22	9.1	0	0	.307
	Hagerstown	0	3	2.89	7	7	0	0	0	37.1	36	16	12	0	0	6	27	6.5	0	0	.257
2009	Potomac	12	5	2.91	27	25	0	0	0	151.1	144	57	49	9	5	36	106	6.3	8	1	.257
2010	Harrisburg	12	5	2.85	27	27	2	0	0	158.0	161	57	50	10	4	23	155	8.8	7	2	.261
2011	Syracuse	12	6	3.22	24	24	0	0	0	148.1	137	55	53	9	1	16	155	9.4	3	2	.241
	Washington	1	0	3.81	5	5	0	0	0	26.0	28	11	11	2	2	4	15	5.2	0	0	.283
2012	Oakland	13	10	3.74	31	31	1	0	0	190.0	207	90	79	24	4	36	137	6.5	2	0	.278
2013	Oakland	12	9	4.14	28	26	1	0	0	156.1	160	83	72	25	2	39	126	7.3	1	0	.258
	Sacramento	0	0	1.74	2	2	0	0	0	10.1	16	5	2	0	0	1	15	13.1	0	0	.348
2014	Oakland	6	3	3.55	16	16	0	0	0	96.1	91	42	38	12	4	26	61	5.7	0	0	.245
	Sacramento	1	1	6.43	4	4	0	0	0	21.0	28	16	15	5	0	9	17	7.3	1	0	.318
	Rochester	0	1	1.29	1	1	0	0	0	7.0	6	1	1	0	0	2	3	3.9	1	0	.240
	Minnesota	0	1	7.06	6	5	0	0	0	21.2	37	21	17	4	1	11	14	5.8	0	0	.363
2015	Minnesota	9	5	3.92	24	23	0	0	1	128.2	128	64	56	17	1	36	91	6.4	3	0	.260
	Rochester	4	0	0.70	5	5	1	1	0	38.2	25	3	3	2	0	3	47	10.9	1	0	.182
2016	Minnesota	3	5	5.71	19	12	0	0	0	69.1	84	53	44	15	1	22	49	6.4	3	1	.299
	Rochester	4	0	1.66	7	7	0	0	0	48.2	41	11	9	4	1	4	41	7.6	1	0	.225
2017	Milwaukee	1	0	6.43	6	3	0	0	1	21.0	29	15	15	6	0	2	16	6.9	0	0	.319
	New York (NL)	0	3	8.56	11	5	0	0	0	27.1	36	28	26	9	0	12	22	7.2	0	0	.316
	GCL Mets*	0	1	10.80	1	1	0	0	0	1.2	2	2	2	0	0	1	3	16.2	0	0	.286
	Binghamton*	1	0	4.95	4	4	0	0	0	20.0	26	11	11	8	0	2	11	5.8	0	0	.313
MINORS TOTALS		47	25	2.95	115	110	3	1	0	664.0	649	246	218	51	11	106	602	8.2	22	5	.255
MLB TOTALS		45	36	4.37	146	126	2	0	2	736.2	800	407	358	114	15	188	531	6.5	9	1	.274

CAREER BATTING RECORD

YEAR	CLUB	AVG	G	AB	R	H	TB	2B	3B	HR	RBI	SH	SF	HP	BB	SB	CS	OBP	SLG	OPS	E
2017	MIL/NYM	.200	10	5	0	1	1	0	0	0	1	1	0	0	1	4	0	.333	.200	.533	0
MLB TOTALS		.194	30	36	4	7	10	0	0	1	7	5	0	0	2	10	0	.237	.278	.515	2

2012 POSTSEASON

RD.	CLUB, OPP.	W	L	ERA	G	GS	CG	SHO	SV	IP	H	R	ER	HR	HB	BB	SO	SO/9	WP	BK	BAA
ALDS	OAK vs. DET	0	0	1.50	1	1	0	0	0	6.0	5	1	1	0	1	1	6	9.0	1	0	.217
TOTALS		0	0	1.50	1	1	0	0	0	6.0	5	1	1	0	1	1	6	9.0	1	0	.217

CAREER

Milone returns to the organization that drafted him in 2008 and developed him into a Major Leaguer in 2011...Was dealt to Oakland in Dec. 2011 in the package that returned LHP Gio Gonzalez...Went on to appear in 141 games, making 121 starts for Oakland, Minnesota, Milwaukee and the New York Mets...Joins the Nationals as a non-roster invite to 2018 Major League Spring Training.

2017

Began the season with Milwaukee before joining the New York Mets on May 7...Made three starts for the Mets before he was placed on the 15-Day disabled list with a sprained left knee in May...Was activated from the DL on Aug. 19...Made two more starts with the Mets before transitioning into the bullpen...Earned his first save since 2015 on April 25 vs. Cincinnati by working the final 3.0 innings.

2016

Went 3-5 with a 5.71 ERA in 19 games (12 starts) with Minnesota...Went 4-0 with a 1.66 ERA in seven starts at Triple-A Rochester...Was on the 15-day disabled list from Aug. 12-Sept. 8 with left biceps tendinitis.

AWARDS AND HONORS

- 2015..... International League Pitcher of the Week (May 24)
- 2015..... International League Pitcher of the Week (May 17)
- 2012..... Washington's No. 13 prospect, per *Baseball America*
- 2011..... *Baseball America* Triple-A All-Star
- 2011..... International League Pitcher of the Week (July 4)
- 2011..... International League All-Star (mid-season)
- 2011..... Washington's No. 6 prospect, per *Baseball America*
- 2010..... Washington's Minor League Pitcher of the Year
- 2010..... MiLB.com Organization All-Star
- 2010..... Eastern League All-Star (mid-season)
- 2009..... Carolina League Pitcher of the Week (May 18)



2015

Went 9-5 with a 3.92 ERA and one save in 24 games (23 starts) with Minnesota...The Twins went 11-12 in his starts...Produced 10 quality starts, going 6-0 with a 1.35 ERA in those starts...Was on the 15-day disabled list from Aug. 1-Aug. 15 with a left elbow strain...Earned first professional save on Aug. 23 at Baltimore.

2014

Went 6-4 with a 4.19 ERA in 22 games (21 starts) between Oakland and Minnesota...Went 6-3 with a 3.55 ERA in 16 starts with Oakland...Recorded career-high six-game winning streak over 10 starts from May 9-June 29, posting a 2.87 ERA...Was optioned on July 5 to Triple-A Sacramento...Was traded to Minnesota on July 31 in exchange for OF Sam Fuld...Made a start with Triple-A Rochester before joining the Twins on Aug. 11.

2013

Went 12-9 with a 4.14 ERA in 28 games (26 starts) with Oakland...Had three stints with the Athletics...Produced 11 quality starts, going 6-3 with a 2.03 ERA in those starts.

2012

Went 13-10 with a 3.74 ERA in 31 starts with Oakland during his first full Major League season...The Athletics went 20-11 in his starts...Produced 16 quality starts, going 11-2 with a 1.13 ERA in those starts...His 13 wins tied for second among American League rookies and was an Oakland rookie record (Jarrod Parker also had 13 wins)...Tossed his first career complete game in a 4-1 victory on June 20 vs. Los Angeles...Started Game 2 of the ALDS on Oct. 7 at Detroit.

2011

Went 12-6 with a 3.22 ERA in 24 starts at Triple-A Syracuse before his contract was selected by Washington on Sept. 3... Was an International League All-Star...Led the International League in WHIP (1.03) and was among the leaders in strikeouts (2nd, 155), wins (T3rd, 12) and ERA (6th, 3.22)... finished 1-0 with a 3.81 ERA in five Sept. starts for Washington in first big league action...When starting, the Nationals went a perfect 5-0...In his MLB debut on Sept. 3 vs. NYM, he did not get a decision, but in first big league plate appearance, pulled a three-run homer on first offering from Dillon Gee...Became the first National (2005-pres.) to hit a homer in first big league plate appearance...Earned initial MLB win by tossing 5.2 innings of one-run ball in the Nationals' 10-1 victory on Sept. 15 at Citi Field

2010

Was Washington's 2010 Minor League Pitcher of the Year...Went 12-5 with a 2.85 ERA in 27 starts with Double-A Harrisburg...With 155 strikeouts and just 23 walks in 158.0 innings pitched, the southpaw posted an impressive 6.70 strikeout-to-walk ratio...Milone's 155 strikeouts paced the Eastern League, ranked second in Double-A and finished fourth among left-handers in MiLB.

2009

Led Washington's Minor League system with 12 wins...Went 12-5 with a 2.91 ERA in 27 games (25 starts)...Led the Carolina League in wins (12) and ranked among the leaders in innings pitched (2nd, 151.1), ERA (3rd, 2.91) and WHIP (4th, 1.19).

2008

Went 1-6 with a 3.51 ERA in 13 games (10 starts) between Single-A Vermont Single-A Hagerstown during his first professional season

PERSONAL

Tomaso Anthony Milone...Graduated from Saugus (CA) High School... Attended the University of Southern California...Pitched for the Chatham A's in the Cape Cod League, where he was the recipient of the 2007 BFC Whitehouse Award as the league's top pitcher...He and his wife, Tina, have a daughter named Mia.

CAREER TRANSACTIONS

2010 Selected by Washington on 10th round of First-Year Player Draft.

2011 Acquired by OAK from Washington, along with RHP A.J. Cole, RHP Brad Peacock and C Derek Norris, in exchange for LHP Gio Gonzalez and RHP Rob Gilliam, Dec. 23

2014 Acquired by MIN in exchange for OF Sam Fuld, July 31.

2016 Signed with MIL as a free agent, Dec. 14.

2016 Claimed by NYM off waivers, May 7.

2017 Signed by Washington as a Minor League free agent, Dec. 15.

SIGNED BY

Craig Kornfeld (Nationals)

CAREER FIELDING

YEAR / POS.	PCT	G	PO	A	E	TC	DP
2017 / P	1.000	17	3	9	0	12	0
Career / P	.976	146	32	88	3	123	4

CAREER BESTS

LONGEST START 9.0 IP, 6/20/12 vs. LAD

WINNING STREAK None

MOST SINGLE-GAME K'S 10, 3x, Last: 5/1/13 vs. LAA

CAREER 10-K GAMES (3) 7/20/12 vs. NYY

9/9/12 at SEA

5/1/13 vs. LAA

HOME RUNS HIT (1) 9/3/11 vs. NYM (Gee)

MILONE



MIGUEL MONTERO • C

@miguelmontero26
@miggymont26



BATS: Left THROWS: Right HEIGHT: 5'11" WEIGHT: 221

BORN: 7/9/83 in Caracas, VEN

'18 OPENING DAY AGE: 34

MLB SERVICE: 11.031

OBTAINED: Signed as a Minor League free agent,
Feb. 4, 2018



14

MONTERO CAREER RECORD

YEAR	CLUB	AVG	G	AB	R	H	TB	2B	3B	HR	RBI	SH	SF	HP	BB	SO	SB	CS	OBP	SLG	OPS	E
2002	Missoula	.263	50	152	21	40	61	10	1	3	14	1	3	3	17	26	2	1	.343	.401	.744	6
2003	Missoula	.301	59	196	24	59	85	10	2	4	32	0	3	8	9	15	2	3	.352	.434	.786	6
2004	South Bend	.263	115	403	47	106	165	22	2	11	59	0	4	6	36	74	8	2	.330	.409	.739	12
2005	Lancaster	.349	85	355	73	124	222	24	1	24	82	2	6	10	26	52	1	2	.403	.625	1.028	8
2005	Tennessee	.250	30	108	13	27	38	1	2	2	13	1	1	3	7	26	1	0	.311	.352	.663	4
2006	Tennessee	.270	81	289	24	78	126	18	0	10	46	0	4	5	39	44	0	3	.362	.436	.798	2
	Tucson	.321	36	134	21	43	69	5	0	7	29	0	2	4	14	21	1	1	.396	.515	.911	5
	Arizona	.250	6	16	0	4	5	1	0	0	3	0	0	0	1	3	0	0	.294	.313	.607	0
2007	Arizona	.224	84	214	30	48	85	7	0	10	37	1	6	3	20	35	0	0	.292	.397	.689	6
2008	Tucson*	.281	11	32	3	9	14	2	0	1	5	0	0	1	5	3	0	0	.395	.438	.833	0
	Arizona	.255	70	184	24	47	80	16	1	5	18	1	1	2	19	49	0	0	.330	.435	.765	4
2009	Arizona	.294	128	425	61	125	203	30	0	16	59	2	2	3	38	78	1	2	.355	.478	.833	9
2010	Arizona	.266	85	297	36	79	130	20	2	9	43	0	3	2	29	71	0	1	.332	.438	.770	2
	Reno*	.333	4	15	1	5	5	0	0	0	2	0	0	1	1	0	0	0	.412	.333	.745	0
2011	Arizona	.282	140	493	65	139	231	36	1	18	86	1	4	8	47	97	1	1	.351	.469	.820	11
2012	Arizona	.286	141	486	65	139	213	25	2	15	88	0	2	12	73	130	0	0	.391	.438	.829	9
2013	Arizona	.230	116	413	44	95	142	14	0	11	42	0	6	5	51	110	0	0	.318	.344	.662	5
	AZL D-backs*	.263	6	19	2	5	7	2	0	0	4	0	0	0	4	4	0	0	.391	.368	.759	1
2014	Arizona	.243	136	489	40	119	181	23	0	13	72	0	6	9	56	97	0	4	.329	.370	.699	13
2015	Chicago (NL)	.248	113	347	36	86	142	11	0	15	54	0	3	4	49	103	1	1	.345	.409	.754	12
	Tennessee*	.188	4	16	1	3	6	0	0	1	4	0	0	0	3	0	0	0	.188	.375	.563	0
2016	Chicago (NL)	.216	86	241	33	52	86	8	1	8	33	0	2	3	38	58	1	0	.327	.357	.684	7
	Iowa*	.200	3	10	0	2	2	0	0	0	2	0	0	0	0	3	0	0	.200	.200	.400	0
2017	Chicago (NL)	.286	44	98	12	28	43	3	0	4	8	0	1	2	11	24	1	0	.366	.439	.805	2
	Toronto	.138	32	87	12	12	21	3	0	2	8	0	1	1	12	23	0	0	.248	.241	.489	4
	Buffalo*	.000	1	3	0	0	0	0	0	0	0	0	0	0	0	1	0	0	.000	.000	.000	0
	MINORS TOTALS	.289	485	1732	230	501	800	94	8	63	292	4	23	41	158	272	15	12	.358	.462	.820	44
	MLB TOTALS	.257	1181	3790	458	973	1562	197	7	126	551	5	37	54	444	878	5	9	.340	.412	.752	84

* - Rehab Assignment

2007 POSTSEASON

RD.	CLUB, OPP	AVG	G	AB	R	H	TB	2B	3B	HR	RBI	SH	SF	HP	BB	SO	SB	CS	OBP	SLG	OPS	E
NLDS	ARI vs. CHI	.000	1	2	1	0	0	0	0	0	0	0	0	0	1	0	0	0	.333	.000	.333	0
NLCS	ARI vs. COL	.400	3	5	0	2	2	0	0	0	0	0	0	0	0	0	0	0	.400	.400	.800	0
TOTALS		.286	4	7	1	2	2	0	0	0	0	0	0	0	1	0	0	0	.375	.286	.661	0

2011 POSTSEASON

RD.	CLUB, OPP	AVG	G	AB	R	H	TB	2B	3B	HR	RBI	SH	SF	HP	BB	SO	SB	CS	OBP	SLG	OPS	E
NLDS	ARI vs. MIL	.300	5	20	3	6	8	2	0	2	0	0	0	0	2	6	0	0	.364	.400	.764	0
TOTALS		.300	5	20	3	6	8	2	0	2	0	0	0	0	2	6	0	0	.364	.400	.764	0

2015 POSTSEASON

RD.	CLUB, OPP	AVG	G	AB	R	H	TB	2B	3B	HR	RBI	SH	SF	HP	BB	SO	SB	CS	OBP	SLG	OPS	E
NLWC	CHI vs. PIT	.250	1	4	0	1	1	0	0	0	0	0	0	0	0	0	0	0	.250	.250	.500	0
NLDS	CHI vs. STL	.000	3	9	1	0	0	0	0	0	1	0	0	0	3	6	0	0	.250	.000	.250	0
NLCS	CHI vs. NYM	.125	4	8	0	1	1	0	0	0	0	0	0	0	1	4	0	0	.222	.125	.347	0
TOTALS		.095	8	21	1	2	2	0	0	0	1	0	0	0	4	10	0	0	.240	.095	.335	0

2016 POSTSEASON

RD.	CLUB, OPP	AVG	G	AB	R	H	TB	2B	3B	HR	RBI	SH	SF	HP	BB	SO	SB	CS	OBP	SLG	OPS	E
NLDS	CHI vs. SFG	.000	2	4	0	0	0	0	0	0	0	0	0	0	0	0	0	0	.000	.000	.000	0
NLCS	CHI vs. LAD	.250	3	4	1	1	4	0	0	1	4	0	0	0	0	1	0	0	.250	1.000	1.250	0
WS	CHI vs. CLE	.250	4	4	0	1	1	0	0	0	1	0	0	0	0	2	0	0	.250	.250	.500	0
TOTALS		.167	9	12	1	2	5	0	0	1	5	0	0	0	0	3	0	0	.167	.417	.583	0



ALL-STAR RECORD

YEAR	CLUB	SITE	AVG	G	AB	R	H	TB	2B	3B	HR	RBI	SH	SF	HP	BB	SO	SB	CS	OBP	SLG	OPS	E
2011	NL	ARI	—	1	0	0	0	0	0	0	0	0	0	0	0	0	0	0	0	0	0	0	0
2014	NL	MIN	.000	1	1	0	0	0	0	0	0	0	0	0	0	0	0	0	0	0	.000	.000	0
TOTALS			.000	2	1	0	0	0	0	0	0	0	0	0	0	0	0	0	0	0	.000	.000	0

CAREER

World Series Champion and two-time All-Star joins the Nationals on a Minor League contract with an invitation to 2018 Spring Training...Is considered one of the best in baseball at framing pitches according to *Baseball Prospectus*... In 2017, he ranked 14th in MLB in framing runs above average (5.0) and in 2016, he ranked fourth (14.6)...Since 2009, his 109 home runs rank second among left-handed hitting catchers behind Brian McCann (180)... Is the Arizona Diamondbacks all-time leader as catcher in games played (837), home runs (93), RBI (431) and innings caught (7,056.1).

2017

Began his third season with the Chicago Cubs, hitting .286 with three doubles, four homers, eight RBI, 11 walks and 12 runs scored in 44 games...Was designated for assignment on June 28 and was acquired by the Toronto Blue Jays on June 28...Appeared in 32 games in his first American League action.

2016

Logged a 3.16 catcher's ERA, third-best in MLB (min. 50 games)...Hit .310 (18-for-58) with three doubles, three homers, 12 RBI and a .902 OPS in his final 22 games of the season...Recorded two walk-off hits: Aug. 29 vs. Pittsburgh (single) and Sept. 16 vs. Milwaukee (homers)...Belted a two-run homer on Opening Night in Anaheim to become the first Cubs catcher to go deep in a season opener since Scott Servais in 1996 vs. the Padres... Made his first career appearance on the mound, July 3 at the Mets, allowing one run in 1.1 innings in the 14-3 setback...Played in nine Postseason games, batting .167 (2-for-12) with a homer and five RBI...Hit a two-out, pinch-hit grand slam in the eighth inning of Game One of the NLCS vs. the Dodgers, lifting the Cubs to an 8-4 win...Was first player in Major League history to hit a pinch-hit grand slam that provided the game-winning run in a Postseason game...Additionally, it was the third pinch-slam in Postseason history (the Yankees Ricky Ledee at Boston in game 4 of the 1999 ALCS and Cincinnati's Mark Lewis vs. Los Angeles in game 3 of the 1995 NLDS)...Added a one-out, RBI single in the top of the 10th inning in his lone at-bat of the decisive Game Seven of the World Series.

2015

Batted .248 with 11 doubles, 15 homers and 53 RBI in 113 games for the Cubs, his first campaign in Chicago...His .754 OPS marked his highest since 2012 with Arizona (.829)...Hit .301 (22-for-73) from Sept. 1 though season's end...Threw out 15-of-86 baserunners attempting to steal (17.4 percent) in 110 games behind the plate...Recorded his fifth-career multi-homer effort, April 18 vs. the Padres...Belted his 100th career home run, April 26 in Cincinnati, a solo homer in the second inning off Anthony DeSclafani...That began a 16-game stretch in which he batted .413 (19-for-46) with two homers, eight RBI, 11 walks and a 1.121 OPS through May 17...Hit a grand slam in his 1,000th career game played, Sept. 6 vs. Arizona... Hit the slam off Matt Reynolds.

2014

Named a National League All-Star for the second time in his career, and he reached the double-digit home run mark for the fourth straight season in his final campaign with the Diamondbacks...Named to the NL All-Star squad as an injury replacement for Yadier Molina...Among all catchers, ranked second in RBI, third in games caught (131) and innings played (1,152.0)...Became the only catcher to log at least 1,000.0 innings in each of the last four seasons, also extending his club record...Tied for fourth in the NL with a career-high 11 intentional walks (also Ruben Tejada)...Made his fifth-career Opening Day start, extending his club record...Hit his first career walk-off home run in the 10th inning, April 30 vs. Colorado (Kahnle).

2013

Appeared in 116 games in his eighth season with the D-backs, hitting .230 (95-for-413) with 14 doubles, 11 home runs and 42 RBI...His 1,006.2 innings caught were fifth-most in the National League...Reached the 1,000.0-innings caught mark for the third-straight season, the first player in D-backs history to do so...Set a club record for catchers with his fifth season of at least 10 home runs, breaking a tie with Damian Miller (4)...Established a club record with his fourth career Opening Day start at catcher, April 1 vs. St. Louis...Reached base safely in 21-straight games, May 17-June 12, his second-longest streak of his career (25 from Aug. 13-Sept. 14, 2011)...On the 15-day disabled list, July 29-August 26, with a lower back strain... Selected by the Arizona Chapter of the BBWAA as the D-backs' Good Guy Award winner...Hit .286 (2-for-7) with one RBI in three World Baseball Classic games with Venezuela.

2012

Set career highs in on-base percentage (.391), OPS (.829), walks (73) and RBI (88) in his seventh season with Arizona...Hit .286 (139-for-486) with 25 doubles and 15 homers...Tied for fourth in the NL in average with RISP and two outs (.360), ranked fifth in OBP, seventh in average with RISP (.345) and walks...Led all Major League catchers in RBI and innings caught (1,190.0)...Was a finalist for the NL Rawlings Gold Glove Award...Ranked among NL catchers in OBP (3rd, .390), doubles (4th), average (4th), OPS (5th), slugging percentage (5th, .439) and home runs (F-5th)...Was the first player in club history with at least 1,000.0 innings caught in consecutive seasons...Made a franchise-record 130 starts at catcher and threw out 34.3 percent (23-for-67) of attempted base stealers, third-best in the N.L...His 88 RBI were a club record by a catcher, breaking his own mark set in 2011 (86)... Became the 23rd player in club history with two hits in an inning, May 7 vs. St. Louis...Started a club-record 20-straight games at catcher, August 30-September 22...Agreed to a five-year contract extension on May 26.

AWARDS AND HONORS

- 2016..... World Series Champion (CHI)
- 2012..... Rawlings Gold Glove Award Finalist (NL Catcher)
- 2014..... National League All-Star at MIN
- 2011..... National League All-Star at ARI
- 2007..... Arizona's No. 5 prospect, per *Baseball America*
- 2006..... Southern League All-Star (post-season)
- 2006..... Southern League All-Star (mid-season)
- 2006..... Southern League Player of the Week (April 16)
- 2006..... Arizona's No. 6 prospect, per *Baseball America*
- 2005..... California League All-Star (post-season)
- 2005..... California League All-Star (mid-season)



MONTERO, MIGUEL

2011

Was named to his first National League All-Star team, hitting .282 with 36 doubles, 18 home runs and 86 RBI in 140 games while helping Arizona clinch the NL West Division title...Appeared as a defensive replacement in the ninth inning of the All-Star Game, July 12 at Chase Field...Finished third in the NL Rawlings Gold Glove Award balloting as catcher, and received one ninth-place vote (T-21st) in the MVP polling...Was the first catcher to hit at least .280 with 30 doubles, 10 homers and 80 RBI in a season since Atlanta's Brian McCann in 2009...Ranked among all N.L. catchers in slugging percentage (1st, .471), doubles (1st), extra-base hits (1st, 55), RBI (1st), hits (1st), total bases (1st, 229), average (2nd) and home runs (2nd)...Led the majors with 1,169.1 innings caught...also led the N.L. by throwing out 47.7 percent (28-of-60) of attempted base stealers, the best mark in club history...Set single-season club records by a catcher with 36 doubles, 18 homers and 55 extra-base hits...Made his second-straight Opening Day start, April 1 at Colorado, going 3-for-5 with a double and two-run homer...Hit safely in a career-high 18-straight games, Aug. 20-Sept. 10 the longest streak by a D-backs catcher in club history...Hit .300 (6-for-20) with two doubles and two RBI in the NLDS vs. Milwaukee.

2010

Missed nearly two months of the season with a torn meniscus in his right knee...Tied for the Major League lead among catchers (min. 75 games) with a .996 fielding percentage, joining the Rockies' Yorvit Torrealba, Twins' Joe Mauer and Dodgers' Rod Barajas...On the disabled list, April 11-June 12, with a torn meniscus in his right knee suffered while running to first base, April 10 vs. Pirates...Hit the second of four consecutive homers to tie the Major League record (seventh time), Aug. 11 at Milwaukee...Had his fourth-career two-homer game on August 14 at Washington...Joined Rays' Kelly Shoppach and Angels' Bobby Wilson to become third trio of catchers to have multi-homer games on the same day.

2009

Hit a career-high .294 with 30 doubles, 16 home runs and 59 RBI in 128 games for Arizona...Also set a career best with a .355 on-base percentage...Ranked among NL catchers in average (1st, .295), home runs (2nd), doubles (2nd, 27) and RBI (3rd, 55).

2008

Appeared in 70 games with the D-backs and hit .255 with 16 doubles, five home runs and 18 RBI...Began the season on the disabled list with a fractured right finger...Hit two home runs to go along with five RBI, Aug. 16 at Houston, including his first career grand slam (Backe)...Also teamed with Chris Young to become the first pair of D-backs players to hit grand slams in the same game.

2007

Hit .224 with 10 home runs and 37 RBI in 84 games in his second season with the D-backs...Made his first Opening Day roster...Was 7-for-20 (.350) with one double, three home runs, seven RBI and five runs scored as a pinch-hitter...His three pinch-homers tied for third place on the D-backs' all-time single season list with Tony Clark (2005, 2007), Greg Colbrunn (2001) and Alex Cintron (2005)...Saw action in one NLDS game vs. the Cubs, going 0-for-2 with a walk...Played in three NLCS games vs. Rockies, going 2-for-5.



2006

Spent majority of the season in the minors before making his big league debut as a September call-up with the D-backs...Combined to hit .286 with 23 doubles, 17 home runs and 75 RBI in 117 games with Double-A Tennessee and Triple-A Tucson...Was recalled Sept. 1 and made his Major League debut, Sept. 6 at Florida...Collected his first-career hit, Sept. 25 at San Francisco (single off Jason Schmidt), and was 3-for-4 with a double and two RBI.

2005

Batted .326 with 25 doubles, 26 homers and 95 RBI with Single-A Lancaster and Double-A Tennessee...Ranked among the California League leaders in batting average (1st, .349), slugging percentage (3rd, .625) and home runs (6th, 24)...Named to the California League mid-season All-Star Team... Played for the World Team at the MLB All-Star Futures Game, July 10 in Detroit, going 0-for-1 with two walks...Played six games with Phoenix in the Arizona Fall League and hit .421 with two homers and nine RBI...Appeared in 49 games with Pastora de Occidente in the Venezuelan Winter League, batting .284 with 10 doubles, six homers and 22 RBI.

2004

Spent the entire season with Single-A South Bend, hitting .263 with 22 doubles, 11 home runs and 59 RBI in 115 games.

2003

Spent the entire year at Rookie League Missoula, batting .301 with 10 doubles, two triples, four homers and 32 RBI in 59 games.

2002

Batted .263 with 21 runs scored, 10 doubles, one triple, three home runs and 14 RBI in 50 games at Rookie League Missoula.

2001

Made his pro debut with the DSL D-backs, hitting .220 (26-for-118) with five doubles, one home run and 17 RBI in 43 games.

PERSONAL

Miguel Angel (Fernandez) Montero...Attended Nuestra Señora la Espanaza in Caracas, Venezuela...Was signed by current Nationals President of Baseball Operations and General Manager Mike Rizzo while he was with Arizona...He and his wife, Vanessa, have two children: Angel and Camilla.

CAREER TRANSACTIONS

- 2001** Signed by ARI as a non-drafted free agent, April 23.
- 2014** Acquired by CHI in exchange for RHP Jeferson Mejia and RHP Zack Godley, Dec. 19.
- 2017** Acquired by TOR in exchange for a player to be named, July 2.
- 2018** Signed with Washington as a Minor League free agent, Feb. 4.

SIGNED BY

Mike Rizzo (Diamondbacks)

CATCHERS THROWING STATS

YEAR	GS (W-L)	CCS	SBA	CS%	PB	CATCHER'S ERA
2017	50 (22-28)	3	59	5.1%	1	4.74 (217 ER/412.1 IP)
CAREER	994 (492-502)	153	707	21.6%	52	4.01 (ER/8852.0 IP)

CAREER FIELDING

YEAR / POS.	PCT.	G	PO	A	E	TC	DP	PB
2017 / C	.986	56	297	24	6	427	3	1
2017 / 1B	1.000	1	2	0	0	2	0	—
CAREER / C	.990	1073	7488	560	84	8132	54	52
CAREER / 1B	1.000	1	2	0	0	2	0	—

CAREER BESTS

- SINGLE-GAME HITS 3, 3x; last 6/12/13 at LAD
- SINGLE-GAME RBI 6, 6/4/14 at COL
- HITTING STREAK 11 games, 5/8/17 - 5/24/17
- MULTI-HR GAMES (5) 9/5/07 vs. SDP (2)
8/16/08 at HOU (2)
9/29/09 at SFG (2)
8/14/10 at WSH (2)
4/18/15 vs. SDP (2)
- CAREER GRAND SLAMS (3) 8/16/08 at HOU (Backe)
6/9/12 vs. OAK (Parker)
9/6/15 vs. ARI (Rayonids)
- CAREER PINCH HOMERS (4) 6/8/07 vs. BOS (Beckett)
6/5/07 vs. SFG (Cain)
4/25/07 vs. SDP (Linebrink)
10/2/16 at CIN (Iglesias)
- CAREER WALK-OFF HOMERS (3) ... 4/30/14 vs. COL (Kahnie)
8/12/15 vs. MIL (Blazek)
9/16/16 vs. MIL (Boyer)

MONTERO

DANIEL MURPHY • 2B



BATS: Left THROWS: Right HEIGHT: 6'1" WEIGHT: 221

BORN: 4/1/85 Jacksonville, FL
'18 OPENING DAY AGE: 32
MLB SERVICE: 8.109
OBTAINED: Signed as a free agent, Jan. 6, 2016



MURPHY CAREER RECORD

YEAR	CLUB	AVG	G	AB	R	H	TB	2B	3B	HR	RBI	SH	SF	HP	BB	SO	SB	CS	OBP	SLG	OPS	E
2006	GCL Mets	.056	8	18	2	1	1	0	0	0	0	0	0	0	4	3	0	0	.227	.056	.283	0
	Kingsport	.273	9	33	2	9	15	0	0	2	7	0	0	0	4	1	0	0	.351	.455	.806	0
	Brooklyn	.241	8	29	2	7	8	1	0	0	3	0	1	0	4	3	0	0	.324	.276	.600	0
2007	St. Lucie	.285	135	502	68	143	216	34	3	11	78	0	11	4	42	61	6	3	.338	.430	.768	36
2008	Binghamton	.308	95	357	56	110	177	26	1	13	67	1	7	3	39	46	14	5	.374	.496	.870	19
	Brooklyn	.500	3	14	1	7	7	0	0	2	0	0	0	0	2	0	0	0	.500	.500	1.000	0
2009	New Orleans	.250	1	4	2	1	1	0	0	0	0	0	0	0	1	0	0	0	.400	.250	.650	1
	New York (NL)	.313	49	131	24	41	62	9	3	2	17	0	1	1	18	28	0	2	.397	.473	.870	2
	New York (NL)	.266	155	508	60	135	217	38	4	12	63	4	6	0	38	69	4	2	.313	.427	.740	13
2010	St. Lucie*	.727	3	11	2	8	12	1	0	1	6	0	0	0	2	0	0	0	.769	1.091	1.860	0
	Buffalo*	.294	8	34	4	10	16	3	0	1	8	0	0	0	1	2	1	0	.314	.471	.785	1
2011	New York (NL)	.320	109	391	49	125	175	28	2	6	49	3	2	3	24	42	5	5	.362	.448	.810	10
2012	New York (NL)	.291	156	571	62	166	230	40	3	6	65	0	4	1	36	82	10	2	.332	.403	.735	15
2013	New York (NL)	.286	161	658	92	188	273	38	4	13	78	0	5	2	32	95	23	3	.319	.415	.734	18
2014	New York (NL)	.289	143	596	79	172	240	37	2	9	57	0	5	2	39	86	13	5	.332	.403	.735	15
2015	New York (NL)	.281	130	499	56	140	224	38	2	14	73	0	6	2	31	38	2	2	.322	.449	.771	13
	GCL Mets*	1.000	1	1	0	1	1	0	0	0	0	0	0	0	1	0	0	0	1.000	1.000	2.000	0
	St. Lucie*	.467	4	15	2	7	9	2	0	0	4	0	0	0	2	0	0	0	.529	.600	1.129	1
2016	Washington	.347	142	531	88	184	316	47	5	25	104	0	8	8	35	57	5	3	.390	.595	.985	11
	Washington	.322	144	534	94	172	290	43	3	23	93	0	3	4	52	77	2	0	.384	.543	.927	9
MINORS TOTALS		.299	275	1018	141	304	463	67	4	28	175	1	19	7	100	118	21	8	.359	.455	.814	57
MLB TOTALS		.299	1189	4419	604	1323	2027	318	28	110	599	7	40	23	305	574	64	24	.345	.459	.804	106

2015 POSTSEASON

RD.	CLUB, OPP	AVG	G	AB	R	H	TB	2B	3B	HR	RBI	SH	SF	HP	BB	SO	SB	CS	OBP	SLG	OPS	E
NLDS	NYM vs. LAD	.333	5	21	5	7	17	1	0	3	5	0	0	0	3	1	1	0	.333	.810	1.143	0
NLCS	NYM vs. CHI (NYP)	.529	4	17	6	9	22	1	0	4	6	0	0	0	1	3	0	0	.556	1.294	1.850	0
WS	NYM vs. KCR	.150	5	20	2	3	3	0	0	0	0	0	0	0	5	7	0	0	.320	.150	.470	2
TOTALS		.328	14	58	13	19	42	2	0	7	11	0	0	0	6	13	1	1	.391	.724	1.115	2

2016 POSTSEASON

RD.	CLUB, OPP	AVG	G	AB	R	H	TB	2B	3B	HR	RBI	SH	SF	HP	BB	SO	SB	CS	OBP	SLG	OPS	E
NLDS	WSH vs. LAD	.438	5	16	3	7	7	0	0	0	6	0	1	0	5	1	2	1	.545	.438	.983	0
TOTALS		.438	5	16	3	7	7	0	0	0	6	0	1	0	5	1	2	1	.545	.438	.983	0

2017 POSTSEASON

RD.	CLUB, OPP	AVG	G	AB	R	H	TB	2B	3B	HR	RBI	SH	SF	HP	BB	SO	SB	CS	OBP	SLG	OPS	E
NLDS	WSH vs. CHI	.211	5	19	5	4	8	1	0	1	2	0	0	0	3	6	0	0	.318	.421	.739	0
TOTALS		.211	5	19	5	4	8	1	0	1	2	0	0	0	3	6	0	0	.318	.421	.739	0

ALL-STAR RECORD

YEAR	CLUB, SITE	AVG	G	AB	R	H	TB	2B	3B	HR	RBI	SH	SF	HP	BB	SO	SB	CS	OBP	SLG	OPS	E
2014	NL, MIN	.000	1	1	0	0	0	0	0	0	0	0	0	0	0	1	0	0	.000	.000	.000	0
2016	NL, SDP	.667	1	3	0	2	2	0	0	0	0	0	0	0	0	0	0	0	.667	.667	1.333	0
2017	NL, MIA*	.500	1	2	0	1	1	0	0	0	0	0	0	0	0	0	0	0	.500	.500	1.000	0
TOTALS		.500	3	6	0	3	3	0	0	0	0	0	0	0	0	1	0	0	.500	.500	1.000	0

* - Starter



CAREER

Arguably the top free agent signing of the 2015 offseason...Brought a steady left-handed bat, leadership and dependability to Washington's clubhouse... Has represented the Nationals in two straight All-Star Games and has earned back-to-back National League Silver Slugger Awards...Emerges as a 2016 National League Most Valuable Player candidate...Signed a three-year deal with the Nationals on Jan. 6, 2016...Enters 2018 having hit .334/.387/.569 in two seasons in Washington...Has excelled in the Postseason, hitting .323 with three doubles, eight homers, 19 RBI, 14 walks and 21 runs scored in 24 career Postseason games...His eight Postseason home runs since 2015 lead Major League Baseball and his 30 Postseason hits rank fourth...Since the start of 2014, ranks ninth among active players in plate appearances per strikeout (9.13 PA/K)...Since 2012, his 243 doubles lead MLB...Has recorded at least 37 doubles in six consecutive seasons (2012-17), the longest active streak in MLB... No other player has an active streak longer than four seasons.

2017

Maintained his standing as one of the best all-around hitters in Major League Baseball...Represented Washington in the All-Star Game and took home Silver Slugger honors for the second straight season...He led or ranked near the top of the NL in a number of offensive categories including doubles (11st, 43), batting average (2nd, .322), hits (8th, 172), and multi-hit games (9th, 49)...Recorded career marks in runs scored (94) and walks (52)...He was the best hitter in Major League Baseball with runners in scoring position, batting .409 (47-for-115) with nine doubles, two triples, five home runs, 67 RBI and 24 walks in those situations...He led all NL second basemen in doubles (43), batting average (.322), on-base percentage (.384), and slugging percentage (.543)...He had four games of at least five RBI, the most in Major League Baseball...Along with Ryan Zimmerman (36 HR, 108 RBI), Bryce Harper (29 HR, 87 RBI) and Anthony Rendon (25 HR, 100 RBI), the Nationals were the only team in the Major Leagues to boast four players with 20+ home runs and 85+ RBI...Had two multi-homer games (7/16 at CIN and 8/4 at CHI) after entering the season with three in his career...Opened the season on a 10-game hitting streak (20-for-45, 6 2B, 2 HR, 10 RBI)... Recorded a season-best 12-game hitting streak, June 15-28 (16-for-47, 6 2B, 3B, 12 RBI)...Collected four hits on three occasions...Hit his second career grand slam, April 23 at NYM (Wheeler)...On Sept. 23 at NYM, lifted a go-ahead solo home run in the 10th inning to give Washington the 4-3 lead at NYM...It was his first career extra-inning home run...Clubbed his eighth career Postseason home run, a solo shot off Kyle Hendricks in the second inning of Game 5 of the NLDS.

2016

His first season in The District was one for the record books as he emerged as a 2016 National League Most Valuable Player candidate...He was named one of three finalists for the 2016 National League MVP, finishing second behind CHI 3B Kris Bryant...Ranked in the National League in slugging (1st, .595), OPS (1st, .985), doubles (1st, 47), average (2nd, .347), multi-hit games (5th, 56), and RBI (4th, 104)...Clubbed a career-high 25 home runs...Tied Nationals' records (2005-present) for hits (184) & doubles (47) in a season...Posted the sixth 100-RBI season in Nationals history...Murphy joined Rogers Hornsby (H.O.F., 1942) as the only second basemen to hit at least .347 with 25 HR, 104 RBI and a .595 SLG in a single season...Earned his second career All-Star selection (2014, 2016)...Ranked tied for second in the NL in go-ahead RBI (31) and tied for third with 16 game-winning RBI...Recorded a career-high four Postseason RBI in Washington's 6-5 Game 4 loss at LAD (3-for-4, 4 RBI)...Tied the game at 5-5 with a two-run single in the top of the seventh inning...He tied a franchise-record for hits in a month (47 in May)...Tied Marquis Grissom (June 1994) and Al Oliver (Aug. 1982)...Earned National League Player of the Month Awards in May (.416, 8 2B, 7 HR, 23 RBI) and July (.346, 11 2B, 3B, 6 HR, 23 RBI)... In his second career All-Star Game, led the National League squad with two hits, the only NL player to post a multi-hit game (2-for-3) in the AL's victory...Was the first player in Nationals history to tally two hits in the All-Star Game...Earned his second career All-Star selection by player vote after leading the Major Leagues in batting average (.348) and leading all NL second basemen in doubles (25), home runs (17), RBI (66), and slugging percentage (.598) at the break...Announced his presence in Washington's lineup with a go-ahead solo home run on Opening Day at Atlanta off Braves RHP Julio Teheran... On July 17 vs. PIT, stepped off the bench to club his fourth career pinch-hit home run, a solo shot on a 2-2 pitch off eventual Nationals closer RHP Mark Melancon...The game would last 18 innings, with the Nationals falling to the Pirates, 2-1...Clubbed his first career grand slam, Aug. 24 at BAL (Bridwell)...Matched a career-high 14-game hitting streak, Sept. 2 to 17... Recorded seven hits in the 2016 NLDS, tied for the most in MLB during the DS...Tied teammates Trea Turner and Jayson Werth as well as TOR 3B Josh Donaldson.

NATIONALS (2005-PRES.) TO WIN LOUISVILLE SLUGGER SILVER SLUGGER AWARD

SILVER BAT

YEAR	RECIPIENT(S)
2006	OF Alfonso Soriano (.277, 41 2B, 46 HR, 95 RBI, 41 SB, .911 OPS)
2009	3B Ryan Zimmerman (.292, 37 2B, 33 HR, 106 RBI, 110 R, .888 OPS)
2010	3B Ryan Zimmerman (.307, 33 2B, 25 RBI, 85 RBI, .899 OPS)
2012	SS Ian Desmond (.292, 25 HR, .845 OPS), 1B Adam LaRoche (.271, 33 HR, 100 RBI), RHP Stephen Strasburg (.277, HR, 7 RBI)
2013	SS Ian Desmond (.280, 38 2B, 20 HR, 80 RBI, 21 SB)
2014	SS Ian Desmond (.255, 26 2B, 24 HR, 91 RBI, 24 SB), 3B Anthony Rendon (.287, 39 2B, 6 3B, 21 HR, 83 RBI)
2015	OF Bryce Harper (.330, 38 2B, 42 HR, 99 RBI, 124 BB, .460 OBP, .649 SLG)
2016	2B Daniel Murphy (.347, 47 2B, 25 HR, 104 RBI, .390 OBP, .595 SLG), C Wilson Ramos (.307, 25 2B, 22 HR, 80 RBI, .354 OBP, .496 SLG)
2017	2B Daniel Murphy (.322, 43 2B, 23 HR, 93 RBI, .384 OBP, .543 SLG)



MURPHY, DANIEL

2015

Clubbed a career-high 14 home runs while hitting .281 with 38 doubles, one triple, 73 RBI, 31 walks and 56 runs scored in 130 games...Was the toughest batter to strike out in MLB, fanning once every 14.2 plate appearances...Garnered NLCS MVP honors after clubbing four home runs during New York's four game-sweep of the Chicago Cubs...Also homered in Game 4 and 5 of the NLDS, making him the first player in MLB history to hit a home run in six consecutive Postseason games...Hit .529 (9-for-17) with one double, four home runs, six RBI and six runs scored in four games...Hit .328 (19-for-58) with two doubles, seven home runs, 11 RBI, six walks and 13 runs scored in 14 Postseason games...His 38 doubles on the season ranked fifth in the National League, and his 22 doubles after the All-Star break, were good for fourth in MLB...Hit a game-winning three-run home run in the ninth inning off Miami's Steve Cishek on April 27...It was his first career go-ahead home run in the ninth inning or later...Matched a career-high with a 17-game on-base streak from May 21-July 2...Hit .396 (19-for-48) with five doubles, three home runs and 10 RBI during a 12-game hitting streak from Sept. 18-Oct. 3...Appeared at second base (69 G/65 GS), third base (42 G/41 GS), first base (17 G/14 GS) and at designated hitter...Became the sixth Met with 500 career games at second base on Sept. 23 vs. Atlanta...The other five are Wally Backman (680), Felix Millan (674), Doug Flynn (531), Edgardo Alfonzo (524) and Ken Boswell (505)...Left the New York Mets ranked second in team history with 228 doubles, sixth in batting average (.288) and 10th in slugging percentage (.424).

2014

Named to his first National League All-Star team...Was tied for ninth in the NL with 172 hits...Finished with 37 doubles, his third consecutive season with at least 35 doubles...Was one of three major leaguers to accomplish that feat (ARIs Paul Goldschmidt and SEAs Robinson Cano)...Hit .322 (103-320) on the road, second-best in the NL and third-best among Major League qualifiers...His 103 road hits led the NL...It was his fourth season with at least 35 doubles, the second-most such seasons in NYM franchise history...Moved into sole possession of eighth place on the team's all-time double list with his 188th double on Sept. 19 at Atlanta, passing Darryl Strawberry...Walked a career-high 39 times...Was successful on 28 consecutive stolen base attempts June 9, 2013-April 29, 2014, the second-longest streak in team history...Had 113 hits prior to the All-Star break, the fourth most in franchise history...Had multiple hits in a career-high five consecutive games, Aug. 4-8, becoming the first NYM player with such a streak since David Wright went seven straight, July 24-July 30, 2011...Hit .305 (149-489) from the second spot in the order.

2013

Set career marks totals in games played (161), at-bats (658) runs (92), hits (188), home runs (13), RBI (78) and stolen bases (23)...Ranked among NL hitters in hits (2nd, 188), at bats (2nd, 658), doubles (7th, 38), stolen bases (7th, 23), runs scored (8th, 92) and total bases (9th, 273)...Had 53 multi-hit games, the fourth most in the National League...Was one of six players in the majors with 35 doubles, 10 home runs, 70 RBI and 20 stolen bases...One of five players to do it in NYM history...Had 74 RBI as a second baseman, third most in franchise history and trailing only Edgardo Alfonzo (1999, 2000)...One of four NL players to play at least 161 games...Became the sixth Mets player to appear in at least 161 games...Had 20 July RBI, tied for third-most in the NL...Hit two home runs on July 26 at Washington (Game 1) off Jordan Zimmermann...It was his second career multi-home run game (last, June 27 at Chicago-NL)...Named NL Player of the Week for the period ending Sept. 1...Hit .448 (13-29) with five doubles and seven RBI.



2012

Returned from knee injuries that plagued his 2011 season, playing in 156 games and hitting .291 with 40 doubles, three triples, six home runs, a career-high 65 RBI, 36 walks and 62 runs scored...Ranked seventh in the National League with a career-high 40 doubles and became the seventh Mets player in franchise history to record a 40-double season...Clubbed his first career multi-home run game, June 27 at Chicago Cubs (Jeff Samardzija, Casey Coleman)...Drove in a career high-tying five runs on June 29 at Los Angeles (NL)...Hit .523 (23-for-44) at home in July, the highest home batting average in NYM history for a calendar month...The previous mark was held by Darryl Hamilton who batted .486 (18-37) at home in August, 1999.

2011

Hit a career-best .320, but his season was cut short after he suffered a sprain of the medial collateral ligament of his left knee on Aug. 7 vs. Atlanta...At the time of his injury, was among the league leaders in batting average (6th, .320), doubles (15th, 28), and batting average with runners in scoring position (5th, .364)...Hit a game-tying, pinch-hit home run in the eighth inning on April 27 at WSH (Clippard), a 6-3 win...It was his third career pinch-hit home run.

2010

Battled injuries entering his third MLB season...Was placed on the 15-day disabled list, on April 5 (retro to March 31) with a grade-one strain of the medial collateral ligament in his right knee...Injured the knee while running the bases in an exhibition game against the St. Louis Cardinals in Port St. Lucie on March 30...His year came to an end during a rehab game for Triple-A Buffalo June 2...Sustained a high grade MCL tear of the right knee in a collision play, while at second base...Missed the final 90 games of the season.

2009

In his first full MLB season, paced the New York Mets with 38 doubles and 155 games played...Made 97 starts at first base and 27 in left field...Hit .266 with 38 doubles, four triples, 12 home runs, 63 RBI, 38 walks and 60 runs scored...Made the Mets Opening Day Roster for the first time in his career...Hit a home run on Opening Day, April 6 at CIN (Harang)...Established a career high with five RBI on May 27 vs. WSH...Collected the first walk-off hit of his career, Aug. 16 vs. SFG...His RBI single in the bottom of the ninth inning gave the Mets a 3-2 win over the Giants.

2008

Began the season with Triple-A New Orleans before having his contract selected on Aug. 2...Made his Major League debut that night at Houston, going 1-for-4 with a run scored, while collecting an outfield assist...Hit .313 with nine doubles, three triples, two home runs, 17 RBI, 18 walks and 24 runs scored in 49 games during his rookie campaign...Collected his first hit in his first at-bat, a single off Roy Oswalt...Made his first start, on Aug. 5 vs. San Diego...Recorded his first RBI and extra-base hit with a double in the seventh inning...Collected his 30th MLB hit on Sept. 5 vs. PHI in his 81st at-bat...The only player in franchise history who required fewer at-bats to record 30 hits was Gregg Jefferies (74 at-bats) in 1988...Hit his first Major League home run on Aug. 9 vs. Florida, a pinch-hit homer off Renyel Pinto...Was the fifth non-pitcher from the 2006 Draft to appear in a MLB game (SFG Emmanuel Buris, SFG Brian Bocoock, TEX Chris Davis, TBR Evan Longoria)...Hit .315 with 26 doubles, one triple, 13 home runs, 69 RBI, 40 walks, and 14 stolen bases in 99 Minor League games...Was named to the 2008 Eastern League All-Star team...Named to the Eastern League's post-season All-Star team...Was the Sterling Award Organizational co-Player of the Year with Nick Evans...Named to the Arizona Fall League's Top Prospects team.

2007

In his first full professional season, hit .285 with 34 doubles, three triples, 11 home runs, 78 RBI, 42 walks and 68 runs scored in 135 games with Single-A St. Lucie...Was named the Sterling Award winner (MVP) for the St. Lucie Mets.

2006

Following his selection in the 2006 First-Year Player Draft, played at three levels of New York's Minor League system...Hit .213 with one double, two homers, 10 RBI, 12 walks and six runs scored in 25 games.

PERSONAL

Daniel Thomas Murphy...Graduated from Englewood (FL) High School and attended Jacksonville University...Hit .395 during his senior year. Earned All-Gateway honors as a senior, junior and sophomore in high school...Also was a four-year letter winner for the Englewood Swim team...Named the 2006 Atlantic Sun Player of the Year and was named First Team All-Conference after finishing second in the A-Sun with a .398 batting average and 55 RBI while playing for Jacksonville University...Was inducted in the Atlantic Sun Conference Hall of Fame in the summer of 2016...He and his wife, Tori, have three children: Noah, Quinn, and Drew.

CAREER TRANSACTIONS

2006..... Selected by NYM in 13th round of First-Year Player Draft.
2016..... Signed with Washington as a free agent, Jan. 6.

SIGNED BY

Steve Barningham (Mets)

CAREER FIELDING

YEAR / POS.	PCT.	G	PO	A	E	TC	DP
2017 / 2B	.984	139	218	353	9	580	86
CAREER / 2B	.978	763	1266	1902	72	3240	442
CAREER / 1B	.990	211	1576	149	18	1743	151
CAREER / 3B	.941	87	35	141	11	188	13
CAREER / LF	.956	60	107	2	5	114	2

CAREER BESTS

- SINGLE-GAME HITS..... 4, 18x, last 7/4/17 vs. NYM
- SINGLE-GAME RBI 5, 8x, last 7/16/17 at CIN
- HITTING STREAK..... 14 games, 9/2/16 - 9/17/16
- MULTI-HR GAMES (5)..... 6/27/12 at CHI (2)
7/26/13 at WSH (2)
6/29/16 vs. NYM (2)
7/16/17 at CIN (2)
8/4/17 at CHI (2)
- CAREER GRAND SLAMS (2) 8/24/16 vs. BAL (Bridwell)
4/23/17 at NYM (Wheeler)
- CAREER PINCH HOMERS (4)..... 8/9/08 vs. FLA (Pinto)
10/2/09 vs. HOU (Brocail)
4/27/11 at WSH (Clippard)
7/7/16 vs. PIT (Melancon)
- CAREER WALK-OFF HOMERS..... None

MURPHY



RYAN RABURN • RHP




BATS: Right THROWS: Right HEIGHT: 6'0" WEIGHT: 200

BORN: 4/17/81 Tampa, FL

'18 OPENING DAY AGE: 36

MLB SERVICE: 10.056

OBTAINED: Signed as a Minor League free agent, Nov. 19, 2017



18

RABURN CAREER RECORD

YEAR	CLUB	AVG	G	AB	R	H	TB	2B	3B	HR	RBI	SH	SF	HP	BB	SO	SB	CS	OBP	SLG	OPS	E
2001	GCL Tigers	.155	19	58	4	9	14	2	0	1	5	0	0	3	9	19	2	1	.300	.241	.541	1
	Oneonta	.363	44	171	25	62	119	17	8	8	42	0	1	0	17	42	1	3	.418	.696	1.114	23
	GCL Tigers	.300	8	30	4	9	17	3	1	1	5	0	0	0	3	7	0	0	.364	.567	.931	3
2002	West Michigan	.220	40	150	27	33	63	10	1	6	28	0	3	4	16	46	0	2	.306	.420	.726	12
	Lakeland	.222	95	325	52	72	128	14	3	12	56	0	2	10	45	89	2	1	.332	.394	.726	2
2003	West Michigan	.351	16	57	14	20	36	7	0	3	12	0	0	2	6	14	1	1	.431	.632	1.063	21
	Erie Sea	.301	98	366	66	110	195	29	4	16	63	1	1	7	47	96	3	0	.390	.533	.923	26
2004	Lakeland	.273	3	11	1	3	7	1	0	1	3	0	0	0	1	6	0	0	.333	.636	.969	4
	Detroit	.138	12	29	4	5	1	0	0	1	0	0	0	0	2	15	1	0	.194	.172	.366	1
2005	Toledo	.253	130	471	62	119	206	22	4	19	64	1	2	5	45	109	8	3	.323	.437	.760	21
2006	Toledo	.275	118	451	68	124	221	29	4	20	79	1	4	5	51	120	16	4	.390	.490	.842	7
2007	Toledo	.292	85	315	60	92	170	21	3	17	64	0	3	4	51	73	12	4	.394	.540	.934	3
	Detroit	.304	49	138	28	42	70	12	2	4	27	1	1	0	8	33	3	0	.340	.507	.847	1
2008	Detroit	.236	92	182	26	43	67	10	1	4	20	1	0	0	16	49	3	1	.298	.368	.666	10
	Toledo	.316	5	19	6	6	14	2	0	2	6	0	0	0	4	5	0	0	.435	.737	1.172	0
2009	Toledo	.255	12	47	11	12	30	3	0	5	9	0	1	1	7	13	2	1	.357	.638	.995	1
	Detroit	.291	113	261	44	76	139	11	2	16	45	1	1	2	26	60	5	4	.359	.533	.892	9
2010	Detroit	.280	113	371	54	104	176	25	1	15	62	1	3	8	27	92	2	2	.340	.474	.814	6
	Toledo	.444	7	27	5	12	18	6	0	0	2	0	0	0	2	3	1	1	.483	.667	1.150	0
2011	Detroit	.256	121	387	53	99	167	22	2	14	49	4	3	3	21	114	1	1	.297	.432	.729	17
2012	Detroit	.171	66	205	14	35	52	14	0	1	12	1	1	2	13	53	1	1	.226	.254	.480	4
	Toledo*	.250	15	60	8	15	29	2	0	4	12	0	0	1	5	15	1	0	.318	.483	.801	1
2013	Cleveland	.272	86	243	40	66	132	18	0	16	55	0	1	4	29	67	0	0	.357	.543	.900	2
2014	Cleveland	.200	74	195	18	39	58	7	0	4	22	0	3	1	13	51	0	0	.250	.297	.547	2
	Akron*	.455	3	11	2	5	5	0	0	0	4	0	0	0	1	3	0	0	.500	.455	.955	0
Columbus*	.059	4	17	2	1	1	0	0	0	0	0	0	0	0	2	0	0	.111	.059	.170	0	
2015	Cleveland	.301	82	173	22	52	94	16	1	8	29	0	1	4	23	44	0	0	.393	.543	.936	1
2016	Colorado	.220	113	223	30	49	90	10	2	9	30	0	3	2	28	80	0	0	.309	.404	.713	3
2017	Charlotte	.277	27	83	11	23	36	2	1	3	13	0	1	1	20	29	1	0	.419	.434	.853	1
	Washington	.262	25	65	7	17	28	1	2	2	6	0	0	4	25	0	1	.304	.431	.735	0	
Syracuse	.261	6	23	3	6	11	2	0	1	5	0	2	1	0	9	0	0	.269	.478	.747	1	
MINORS TOTALS		.272	735	2692	431	733	1320	172	29	119	472	3	20	44	331	700	50	21	.359	.490	.849	104
MLB TOTALS		.253	946	2472	340	626	1078	147	13	93	358	9	17	26	210	683	16	10	.316	.436	.752	56

* - Rehab Assignment

2011 POSTSEASON

RD.	CLUB, OPP	AVG	G	AB	R	H	TB	2B	3B	HR	RBI	SH	SF	HP	BB	SO	SB	CS	OBP	SLG	OPS	E
ALDS	DET vs. NYY	.400	3	5	0	2	2	0	0	0	1	0	0	0	0	3	0	0	.400	.400	.800	0
ALCS	DET vs. TEX	.261	6	23	4	6	13	1	0	2	4	0	0	0	4	3	0	0	.370	.565	.936	1
TOTALS		.286	9	28	4	8	15	1	0	2	5	0	0	0	4	6	0	0	.375	.536	.911	1

2013 POSTSEASON

RD.	CLUB, OPP	AVG	G	AB	R	H	TB	2B	3B	HR	RBI	SH	SF	HP	BB	SO	SB	CS	OBP	SLG	OPS	E
ALWC	CLE vs. TBR	.333	1	3	0	1	2	1	0	0	0	0	0	0	1	2	0	0	.500	.667	1.167	0
TOTALS		.333	1	3	0	1	2	1	0	0	0	0	0	0	1	2	0	0	.500	.667	1.167	0

CAREER

A veteran of 12 Major League seasons returns to the Nationals on a Minor League contract with an invite to 2018 Spring Training...Has appeared in games in left field (385 G), right field (212 G), second base (145 G), designated hitter (104 G), center field (35 G), third base (33 G), first base (19 G) and has made two appearances out of the bullpen...Enters 2018 having posted a .480 slugging percentage and a .818 OPS against left-handed pitching in his career...17 of his 32 career pinch hits have gone for extra bases (8 2B, 3B, 8 HR).

AWARDS AND HONORS

- 2013..... American League Player of the Week (May 6)
- 2007..... International League All-Star (mid-season)
- 2006..... International League All-Star (mid-season)



2017

Began the season in the Chicago White Sox chain before being acquired via Minor League trade on May 26...Was hitting .277 (23-for-83) with one double, one triple, one homer 13 RBI, 20 walks and 11 runs scored in 27 games for Triple-A Charlotte before being acquired by Washington on May 26... Was a non-roster invite to 2017 Spring Training with the Cincinnati Reds...Joined the White Sox system on March 27...Had his contract selected from Triple-A Syracuse on June 5...Hit .288 (15-for-52) with a double, two triples, two homers, and five RBI in 14 starts...Laced his fourth career walk-off hit on July 3 vs. NYM (Salas)...Clubbed his first homer as a National, June 21 at MIA (Straily)...Was placed on the DL on July 26 (L. Trapezus Strain)

2016

Spent the entire season with the Colorado Rockies...Appeared in 113 games, his most since 2011...Hit .239 (11-for-46) with four home runs, 11 RBI, 10 walks and 17 strikeouts as a pinch hitter...His four pinch hit home runs were tied for the most in MLB and tied for the second-most in Rockies history, the most since Mark Sweeney set the club record of five in 2004...Made 54 starts, 44 in left field, one in right field, three at first base and six at designated hitter...Recorded the game-tying RBI on a double in the 11th inning Aug. 19 vs. CHI...Came around to score the game-winning run on the play after a throwing error...Hit his first career pinch hit grand slam July 15 at Atlanta in the ninth inning...Recorded a season high three hits, including a double and triple, April 27 vs. Pittsburgh, the first time in his career he recorded a double and triple in the same game.

2015

Spent his third straight year with Cleveland...176 of his 201 plate appearances came against left-handed pitching (25 PA vs. RHP)...His .325 (49-for-151) average vs. lefties ranked 10th in the entire American League (his .589 slugging pct. vs. LHP ranked 5th in the A.L.)...Was 6-for-22 (.273) as a pinch-hitter with eight RBI, third-most in the American League...From Aug. 1 thru the end of the season, he hit .400 (16-for-40) with four HR and seven RBI in 18 games...Made his second career pitching appearance on June 17 vs. CHI in a 17-0 loss (0.2IP, 1H, 2 R)...Enjoyed his eighth career multi-homer game on Sept. 7 at CWS, his fourth career multi-homer game against the White Sox as 20 of his 82 career homers have come against the Sox (including 82 of his career 322 RBI, .296 lifetime average).

2014

Spent the year in Cleveland...On the year he made 19 starts at designated hitter, 19 starts in right field (25 games), 14 starts in left field (20 games and appeared in one game at first base...Did not hit his first home run until May 22...Was 3-for-17 as a pinch-hitter with four RBI...From April 13 thru the end of the season, he hit .185 (30-162) with six doubles, four homers, 18 RBI in 64 games...Season ended prematurely on Sept. 13 at DET when he hype extended his left knee making a throw from right field in Detroit...Missed the final 14 games of the season from Sept 14-28...Underwent arthroscopic surgery on Sept. 19 at the Cleveland Clinic (Dr. Rick Parker) to repair a lateral meniscus tear.

2013

In his first season with Cleveland, made the club as a non-roster invite to Spring Training...Proved to be a key player over the club's resurgent season...His 16 home runs were fourth on the club in just 277 plate appearances, the most homers of any MLB hitter with fewer than 300 plate appearances...Clubbed his 5th career multi-homer game on April 29 at KCR and the first of three multi-homer games for Ryan in 2013...Also hit two homers the next day (4/30 vs. PHI)...Was named AL Player of the Week for the first time in his career, April 29-May 5 (.591, 13-for-22, 4 HR, 9 RBI)...Recorded an OPS of 1.020 off left-handed pitching during the season, the fifth-best mark in the A.L. behind Miguel Cabrera's 1.210 mark among players with at least 100 PA vs. LHP...Tossed a scoreless inning in his first professional pitching appearance in the 9th inning of a 10-3 loss to Detroit (1.0IP, 0H, 0R, 0BB, 1K / Matt Tuissosopo).

2012

Spent the season between Detroit Tigers, two stints to the DL and a pair of stints (one rehab) in Triple-A Toledo...Was optioned to Toledo on May 29...Was sidelined Aug. 1-Sept. 1 with a right thumb sprain...Landed on the disabled list for the remainder of the season on Sept. 11 with a right quadriceps strain.

2011

Appeared in a career-high 121 games during the 2011 season as he saw action at first base, second base, third base, left field, center field and right field for the Tigers...Belted the third grand slam of his career on June 5 at CWS...Hit .383 (18-for-47) with four doubles, a trip le, three home runs and nine RBI in 17 games during September.

2010

Spent most of the season with Detroit...Was optioned to Triple-A Toledo on May 12...Saw action in seven games with the Mud Hens before he was recalled by the Tigers for the remainder of the season on May 22...Hit .342 (68-for-199) with 37 runs scored, 14 doubles, 13 home runs and 39 RBI over his final 53 games of the season.

2009

Established career highs in nearly every offensive category, including hits (76), home runs (16) and RBI (45) as he spent the majority of the season with the Tigers...Belted his second career grand slam on May 15 vs. OAK...Homered in three straight games May 15-20...Belted a pinch-hit, walk-off home run on June 23 vs. CHI...Marked the first pinch-hit, walk-off HR by a Tigers player since Lou Whitaker on 8/23/95 vs. CWS.

2008

Made the Tigers Opening Day roster out of Spring Training, marking the first time he has appeared on an Opening Day roster at the big league level... Displayed his versatility for the Tigers, seeing action at five positions for the club: second base (16 games), third base (18 games), left field (30 games), center field (six games) and right field (22 games)...Belted his first career grand slam on June 28 vs. Colorado, connecting off Jeff Francis.



RABURN, RYAN

2007

Started season with Triple-A Toledo and he spent the first three months of the season with the Mud Hens before earning a promotion to Detroit...Was selected to the International League's midseason all-star squad...Rated as possessing the best outfield arm in the International League by Baseball America...Hit for the cycle on May 27 vs. Columbus...Belted his first Major League home run on July 21 vs. KCR, a lead-off blast off Jorge De La Rosa...Established career-highs with four hits, two home runs and seven RBI on July 25 at CWS...Was the first Tigers player with seven RBI since Carlos Pena on May 19, 2003 at Cleveland and the first Tigers rookie with 7RBI in a game since at least 1957.

2006

In his second season with Triple-A Toledo, earned International League All-Star honors...Hit .275 with 29 doubles, four triples, 20 homers, 79 RBI, 51 walks, 16 stolen bases and 68 runs scored in 118 games.

2005

Advanced to Triple-A Toledo for the first time...Clubbed 19 home runs for the Mud Hens.

2004

Played the majority of his first season as a second baseman at Double-A Erie, before seeing his first ML action with the Tigers in September...Opened the season on the disabled list at Erie with a dislocated right finger... Was sixth in the Eastern League with a .390 on-base percentage for the SeaWolves, while he finished ninth with a .533 slugging percentage and tied for ninth with a .301 batting average...Recorded the league's longest hitting streak, a 20-game streak...Was recalled from Erie by the Tigers on Sept. 12...Made his MLB debut that day vs. Minnesota...Collected his first Major League hit, a run-scoring double, in the fifth inning off CC Sabathia on Sept. 16 at Cleveland.

2003

Hit .241 with 21 doubles, three triples, 15 homers, 68 RBI, 51 walks and 66 runs scored in 11 games between Single-A Western Michigan and Single-A Lakeland.

2002

Began the season with the GCL Tigers before being promoted to Single-A Western Michigan.

2001

Began his professional career with the GCL Nationals before being promoted to short-season Oneonta of the New York-Penn League.

PERSONAL

Ryan Neil Raburn...Did not sign after being selected in the 18th round of the 1999 First-Year Player Draft by the Tampa Bay Devil Rays out of Durant High School in Plant City, FL...Attended college at South Florida Community College, University of South Florida and the University of Florida...His brother, Johnny, enjoyed an 11-year Minor League career.

CAREER TRANSACTIONS

1999..... Selected by TOR in the 18th round of First-Year Player Draft (did not sign).
2001..... Selected by DET in the 5th round of First-Year Player Draft.
2013..... Signed with CLE as a free agent, Jan. 21.
2016..... Signed with COL as a free agent, March 4.
2017..... Signed with CIN as a free agent, Feb. 19.
2017..... Signed with CWS as a free agent, April 8.
2017..... Acquired by Washington in exchange for a player to be named, May 26.
2017..... Signed with Washington as a Minor League free agent, Nov. 19.

SIGNED BY

Steve Nichols (Tigers)

CAREER FIELDING

YEAR / POS.	PCT.	G	PO	A	E	TC	DP
2017 / LF	1.000	22	15	2	0	17	0
CAREER / LF	.968	385	519	25	18	562	5
CAREER / 2B	.960	145	185	313	21	519	70
CAREER / RF	.967	212	228	7	8	243	4
CAREER / CF	1.000	35	54	0	0	54	0
CAREER / 3B	.840	33	15	27	8	50	2
CAREER / 1B	.986	19	61	10	1	72	11
CAREER / P	1.000	2	1	0	0	1	0

CAREER BESTS

SINGLE-GAME HITS..... 4, 5x, last 5/1/13 vs. PHI
SINGLE-GAME RBI 7, 7/25/07 at CWS
HITTING STREAK..... 10 games, 8/10/16 - 8/20/16
MULTI-HR GAMES (8) 7/25/07 at CWS (2)
8/21/09 at OAK (2)
10/04/09 at CWS (2)
8/29/10 at TOR (2)
4/29/13 vs. PHI (2)
4/30/13 vs. CWS (2)
8/1/13 at CWS (2)
9/7/15 at CWS (2)
CAREER GRAND SLAMS (4)..... 6/28/08 vs. COL (Francis)
5/15/09 vs. OAK (Anderson)
6/5/11 at CWS (Peavy)
7/15/16 at ATL (Alvarez)
CAREER PINCH HOMERS (8)..... 6/17/08 at SFG (Sanchez)
6/23/09 at CHI (Gregg)
9/2/10 at MIN (Guerrier)
9/14/11 at CWS (Sale)
4/10/16 vs. SDP (Shields)
5/15/16 vs. NYM (Henderson)
7/15/16 at ATL (Alvarez)
9/19/17 vs. STL (Siegrist)
CAREER WALK-OFF HOMERS (2) 6/23/09 VS. CHI (Gregg)
7/26/13 vs. TEX (Frasor)

RABURN

RAUDY READ • C

📷 [raudyread](#)
 🐦 [@RealRaudyRead](#)




BATS: Right **THROWS:** Right **HEIGHT:** 6'0" **WEIGHT:** 221

BORN: 10/29/93 San José de Ocoa, DOM

'18 OPENING DAY AGE: 24

MLB SERVICE: 0.031

OBTAINED: Signed as a non-drafted free agent, Jan. 24, 2011



READ CAREER RECORD

YEAR	CLUB	AVG	G	AB	R	H	TB	2B	3B	HR	RBI	SH	SF	HP	BB	SO	SB	CS	OBP	SLG	OPS	E
2011	DSL Nationals	.157	42	140	13	22	41	5	1	4	22	0	2	4	4	20	1	1	.200	.293	.493	8
2012	DSL Nationals	.251	62	227	33	57	100	16	0	9	47	0	3	8	18	33	3	3	.324	.441	.765	1
2013	GCL Nationals	.252	40	147	9	37	48	5	0	2	17	1	2	2	6	17	2	6	.287	.327	.614	1
2014	Auburn	.281	57	210	27	59	97	20	0	6	35	0	2	3	14	37	0	3	.332	.462	.794	7
2015	Hagerstown	.244	82	295	38	72	109	20	1	5	36	1	3	3	25	50	4	3	.307	.369	.676	3
	Potomac	.389	5	18	1	7	9	2	0	0	5	0	0	0	2	3	0	0	.450	.500	.950	1
2016	Potomac	.262	101	386	54	101	160	30	1	9	51	0	3	6	31	53	6	3	.324	.415	.739	7
2017	Harrisburg	.265	108	411	44	109	187	25	1	17	61	0	2	2	27	79	2	0	.312	.455	.767	10
	Washington	.273	8	11	1	3	3	0	0	0	0	0	0	0	3	0	0	0	.273	.273	.546	0
MINORS TOTALS		.253	497	1834	219	464	751	123	4	52	274	2	17	28	127	292	18	19	.309	.409	.718	38
MLB TOTALS		.273	8	11	1	3	3	0	0	0	0	0	0	0	3	0	0	0	.273	.273	.545	0

CAREER

Athletic backstop made his debut in 2017...Since 2014, has recorded a .426 slugging percentage (97 2B, 3 3B, 37 HR) in 353 Minor League games.

2017

Earned the first Major League call-up of his career after a full season at Double-A Harrisburg...Summoned to Washington on Sept. 1 for his first MLB assignment...Recorded his first MLB hit on Sept. 4 at MIA...Made first start on Sept. 9 vs. PHI...His .455 slugging percentage was good for third among Eastern League catchers.

2016

Played in a career-high 101 games, setting career marks in nearly every offensive category...Ranked second on the club with 30 doubles.

2015

Hit .252 with 22 doubles, one triple, five home runs, 41 RBI, 27 walks and 39 runs scored in 87 games.

2014

Led the Doubledays in doubles (20), home runs (6), RBI (35), batting average (.281) slugging percentage (.462) and OPS (.794).

2013

In his first domestic season, hit .252 with five doubles, two homers and 17 RBI in 40 games for the GCL Nationals.

2012

His nine home runs were third-most in the Dominican Summer League and his 47 RBI were good for fourth.

2011

In his first professional season, appeared in 42 games for the DSL Nationals.

PERSONAL

Raudy Miguel Read.

AWARDS AND HONORS

- 2018..... Washington's No. 9 prospect per *Baseball America*
- 2017..... Eastern League All-Star (mid-season)
- 2017..... Washington's No. 22 prospect per *Baseball America*
- 2016..... MiLB.com Organization All-Star
- 2016..... Washington's No. 23 prospect per *Baseball America*
- 2015..... Washington's No. 22 prospect per *Baseball America*

READ

CAREER TRANSACTIONS

2011..... Signed as a non-drafted free agent, Jan. 24

SIGNED BY

Moises de la Mota (Nationals)

CATCHERS THROWING STATS

YEAR	GS (W-L)	CS	SBA	CS%	PB	CATCHER'S ERA
2017	1 (0-1)	0	1	100.0%	1	4.91 (6 ER/11.0 IP)
CAREER	1 (0-1)	0	1	100.0%	1	4.91 (6 ER/11.0 IP)

CAREER FIELDING

YEAR / POS.	PCT	G	PO	A	E	TC	DP	PB
2017 / C	1.000	3	12	1	0	13	0	1
CAREER / C	1.000	3	12	1	0	13	0	1

CAREER BESTS

- SINGLE-GAME HITS..... 1. Many Times
- SINGLE-GAME RBI..... None
- HITTING STREAK..... 2 games, 9/8/17-9/9/17
- MULTI-HR GAMES..... None
- CAREER GRAND SLAMS..... None
- CAREER PINCH HOMERS..... None
- CAREER WALK-OFF HOMERS..... None

NATIONALS PARK
 COMMUNITY RELATIONS
 DREAM FOUNDATION
 YOUTH BASEBALL ACADEMY
 FRONT OFFICE | OWNERSHIP
 MANAGER | COACHING STAFF
PLAYERS
 2017 IN REVIEW
 HISTORY AND RECORDS
 SCOUTING | RESEARCH | PLAYER DEV.

MEDIA

ANTHONY RENDON • 3B

@AnthonyRendon_6



BATS: Right THROWS: Right HEIGHT: 6'1" WEIGHT: 200

BORN: 6/6/90 Houston, TX

'18 OPENING DAY AGE: 27

MLB SERVICE: 4.130

OBTAINED: Selected in the first round (sixth overall) of the 2011 First-Year Player Draft

6

RENDON CAREER RECORD

YEAR	CLUB	AVG	G	AB	R	H	TB	2B	3B	HR	RBI	SH	SF	HP	BB	SO	SB	CS	OBP	SLG	OPS	E
2011																						
							DID NOT PLAY / Signed Late															
2012	Potomac	.333	9	27	5	9	17	2	3	0	0	0	0	0	5	4	0	0	.630	.438	1.068	3
	GCL Nationals	.364	5	11	2	4	11	1	0	2	6	0	0	0	3	3	0	0	1.000	.500	1.500	1
	Auburn	.259	8	27	7	7	12	2	0	1	3	0	0	1	4	6	0	0	.444	.375	.819	1
	Harrisburg	.162	21	68	14	11	25	3	1	3	3	0	0	3	11	16	0	0	.368	.305	.673	2
2013	Harrisburg	.319	33	116	17	37	70	11	2	6	24	0	3	3	30	25	1	0	.461	.603	1.064	4
	Washington	.265	98	351	40	93	139	23	1	7	35	2	5	5	31	69	1	1	.329	.396	.725	16
	Syracuse	.182	3	11	2	2	3	1	0	0	0	0	0	1	2	3	0	0	.357	.273	.630	2
2014	Washington	.287	153	613	111	176	290	39	6	21	83	2	5	5	58	104	17	3	.351	.473	.824	15
2015	Harrisburg*	.250	8	24	1	6	9	3	0	0	0	0	0	0	3	4	0	0	.333	.375	.708	0
	Washington	.264	80	311	43	82	113	16	0	5	25	0	4	4	36	70	1	2	.344	.363	.707	4
	Potomac*	.471	6	17	2	8	10	2	0	0	1	0	0	0	3	2	0	0	.550	.588	1.138	0
2016	Washington	.270	156	567	91	153	255	38	2	20	85	0	8	7	65	117	12	6	.348	.450	.798	9
2017	Washington	.301	147	508	81	153	271	41	1	25	100	0	6	7	84	82	7	2	.403	.533	.936	7
	MINORS TOTALS	.279	93	301	50	84	157	25	6	12	37	0	3	8	61	63	1	0	.410	.522	.932	13
	MLB TOTALS	.280	634	2350	366	657	1068	157	10	78	328	4	28	28	274	442	38	14	.358	.454	.812	51

* - Rehab assignment

2014 POSTSEASON

RD.	CLUB, OPP.	AVG	G	AB	R	H	TB	2B	3B	HR	RBI	SH	SF	HP	BB	SO	SB	CS	OBP	SLG	OPS	E
NLDS	WSH vs. SFG	.368	4	19	0	7	7	0	0	0	1	0	0	0	1	2	1	0	.400	.368	.768	0
	TOTALS	.368	4	19	0	7	7	0	0	0	1	0	0	0	1	2	1	0	.400	.368	.768	0

2016 POSTSEASON

RD.	CLUB, OPP.	AVG	G	AB	R	H	TB	2B	3B	HR	RBI	SH	SF	HP	BB	SO	SB	CS	OBP	SLG	OPS	E
NLDS	WSH vs. LAD	.150	5	20	1	3	6	0	0	1	4	0	0	0	1	6	0	0	.190	.300	.490	0
	TOTALS	.150	5	20	1	3	6	0	0	1	4	0	0	0	1	6	0	0	.190	.300	.490	0

2017 POSTSEASON

RD.	CLUB, OPP.	AVG	G	AB	R	H	TB	2B	3B	HR	RBI	SH	SF	HP	BB	SO	SB	CS	OBP	SLG	OPS	E
NLDS	WSH vs. CHI	.176	5	17	4	3	7	1	0	1	1	0	0	0	5	1	0	0	.364	.412	.775	1
	TOTALS	.176	5	17	4	3	7	1	0	1	1	0	0	0	5	1	0	0	.364	.412	.775	1

CAREER

Versatile infielder and one of the top all-around players in Major League Baseball...Since 2014, he ranks 12th in Major League Baseball in Wins Above Replacement (19.0), according to FanGraphs.com - just behind teammate Bryce Harper (11th) and ahead of Giancarlo Stanton (13th)...He ranks fourth among MLB third basemen in the same category since 2014...Earned MLB's 2016 Comeback Player of the Year Award in the National League, returning to form after an injury-plagued 2015 season...Burst on the scene with a superb 2014 season in which he took home the National League Louisville Slugger Silver Slugger Award for third basemen...Affectionately earned the nickname "Tony Two Bags"...In 2016, he led all National League third basemen with 38 doubles...Strong bat and plus defender enters seventh full season in the Nationals organization...Lauded offensively for exemplary hand/wrist strength, plate coverage and pitch recognition...Smooth defensive ability allows him to excel at both third base and second base...Played in just 79 Minor League games before promotion in 2013...Was rated by industry-insider *Baseball America* as the top position player in the 2011 Draft after starring as college baseball's top offensive threat the previous three seasons (2009-11)...Was honored multiple times as college baseball's Player of the Year in 2010 and Freshman of the Year in 2009...In 2010, joined Robin Ventura, John Olerud and Mark Teixeira as the fourth underclassman to be named *Baseball America's* National Player of the Year...Two-time Conference USA Player of the Year (2009, 2010).

AWARDS AND HONORS

- 2017..... Rawlings Gold Glove Finalist (NL Third Base)
- 2017..... MLBPA Heart and Hustle Award Nominee
- 2017..... National League Player of the Week (July 16)
- 2016..... National League Comeback Player of the Year
- 2016..... Rawlings Gold Glove Finalist (NL Third Base)
- 2014..... Louisville Slugger Silver Slugger (NL Third Baseman)
- 2013..... Washington's No. 1 prospect per *Baseball America*
- 2013..... Eastern League Player of the Week (May 13)
- 2012..... Washington's No. 2 prospect per *Baseball America*
- 2012..... Arizona Fall League All-Prospect Team
- 2012..... Arizona Fall League Rising Stars Game
- 2010..... Dick Howser Trophy Winner
- 2010..... Rawlings Sporting Goods National Player of the Year (American Baseball Coaches Association)
- 2010..... *Baseball America* National College Player of the Year



2017

Continued his ascent as one of the top all-around players in Major League Baseball...Finished sixth in the National League MVP voting...Set career marks in nearly every offensive category while playing Gold Glove caliber defense...Was left off the National League All-Star team...Ranked in the National League in doubles (4th, 41), AVG w/RISP (4th, .375), on-base percentage (6th, .403), OPS (9th, .937) and slugging percentage (13th, .533)...81 of 100 RBI came w/RISP, third-most in the National League...He sat near the top of the Wins Above Replacement (WAR) leaderboard in both the National League and all of MLB, for a significant amount of time this season, per FanGraphs.com...Finished the season leading the NL (6.9) and ranked third in the Major Leagues -- behind only NYY's Aaron Judge (8.2) and HOU's Jose Altuve (7.5)...Another FanGraphs.com metric that showcases Rendon's value is their Defensive Runs Above Average (DEF), which measures a player's defensive value relative to a league average and comparisons across positions...Rendon (15.8) led the NL and ranked second in all of Major League Baseball behind LAA SS Andrelton Simmons (22.6)...Started the season relatively slow, but since his 6-for-6, three home run, 10 RBI on April 30 vs. NYM (more on that below), he ranked in the NL in: on-base percentage (2nd, .420), slugging percentage (3rd, .590), and OPS (3rd, 1.009)...Along with Ryan Zimmerman (36 HR, 108 RBI), Bryce Harper (29 HR, 87 RBI), and Daniel Murphy (23 HR, 93 RBI), the Nationals were the only team in the Major Leagues to boast four players with 20+ home runs and 85+ RBI...Clubbed his first career multi-home run game, May 23 vs. SEA...On July 27 vs. MIL, helped the Nationals become just the sixth team in Major League history to hit five home runs in a single inning (per *Elias*) when the team hit five home runs in the fourth inning...Clubbed his second career grand slam, July 15 at CIN (Wood)...Hit his second career Postseason home run, a solo shot in the first inning (Lester) of Washington's Game 2 win.

On April 30, 2017, the Washington Nationals topped the New York Mets, 23-5. It was a record-setting day on many levels. The win was powered by an historic afternoon for Nationals **Anthony Rendon**. He went 6-for-6 with a double, three home runs, 10 RBI and five runs scored. It's probably no surprise that a stat line like that—along with the 23 runs scored by the Nationals—has a pretty significant historical context. A comprehensive list of all of the records tied or broken that day is below—but first, here is a sampling of Rendon's historic day:

- Rendon became the 13th player in MLB history with at least 10 RBI in a game. His 10 RBI were the most by a player in a Major League game since outfielder **Garret Anderson** (LAA) did so on August 21, 2007 vs. NYY, and were just two shy of the Major League record of 12, shared by St. Louis outfielder **Mark Whiten** (9/7/1993) and St. Louis Hall of Fame first baseman **Jim Bottomley** (9/16/1924).
- According to the *Elias Sports Bureau*, “only one other player drove in at least 10 runs in a so-called “perfect day at the plate”—that is, every at-bat resulting in a hit: **Jim Bottomley**, who went 6-for-6 with two homers and 12 RBIs at Ebbets Field in Brooklyn in 1924. Bottomley's record of 12 RBIs in one game was equaled only once, by Mark Whiten, and never surpassed.”
- Rendon is one of two players in Major League history to record at least six hits, three homers, 10 RBI and five runs scored in a game. He is joined by Cincinnati catcher **Walker Cooper** (6-for-7, 3 HR, 10 RBI, 5 R), who did so on July 6, 1949 at Chicago.

Other records set that day include...

- With four runs scored in Sunday's affair, **Bryce Harper** crossed the plate 32 times in April—the MLB record for runs scored in the month of April. He passed **Larry Walker** (29 in March/April 1997).
- Driving in two more runs on Sunday, **Ryan Zimmerman** collected 29 RBI in April, the most RBI in a single calendar month for any player in Nationals history (2005-pres.). He also set the franchise (MON/WSH) record for most RBI in a month of March/April.
- With 11 home runs in the season's first month, Zimmerman set the franchise record for home runs in the month of March/April, and tied his own career best for home runs in a single month (also Sept., 2013).
- As a team, the Nationals scored 170 runs in the month of April, the 10th-highest mark in Major League history for the month of March/April and the most since the Chicago Cubs scored 171 runs in 2008.
- The Nationals also became the first team in Major League History to score 14 or more runs in a game five times in April, per *Elias*.

APRIL 30, 2017

NATIONALS
PARKCOMMUNITY
RELATIONSDREAM
FOUNDATIONYOUTH BASEBALL
ACADEMYFRONT OFFICE
OWNERSHIPMANAGER
COACHING STAFF

PLAYERS

2017
IN REVIEWHISTORY AND
RECORDSSCOUTING
RESEARCH
PLAYER DEV.

MEDIA

RENDON, ANTHONY

2016

Played in a career-high 156 games while ranking among Nationals hitters in runs scored (1st, 91), hits (2nd, 153), doubles (2nd, 38) and RBI (3rd, 85)...Despite a slow April (.242, 4 2B, RBI), from May 1 through the end of the season, he hit .275 with a .355 on-base percentage and a .481 slugging percentage...He emerged as one of the top run producers after the All-Star break, ranking fifth in the National League in RBI (52) over that stretch... He recorded 23 RBI in the month of September, the most of a single month in his young career...Lived up to his nickname "Tony Two Bags" in leading National League third basemen with 38 doubles, one short of a career high (39 in 2014)... Ranked first among National League third basemen with a .976 fielding percentage ahead of COL 3B Nolan Arenado (973)...Hit his first career grand slam, Sept. 6 vs. ATL (Perez)...Recorded his 500th career hit, a three-run home run in the bottom of the eighth inning on Sept. 27 vs. ARI (Delgado), putting the Nationals ahead, 4-2...With his home run on Sept. 30 vs. MIA (Cashner) - his 20th of the season - the Nationals became one of four teams in MLB with at least six 20+ home run players in 2016... Washington was joined by BAL, TOR and STL...For a brief moment (approximately 20 minutes) the Nationals were just the third team in National League history to boast six players with at least 20 home runs (1965 Milwaukee Braves and 2003 Atlanta Braves)...STL OF Matt Holliday then hit his 20th home run of the season the same night as Rendon, making the Cardinals the fourth team in NL history to accomplish the feat...Clubbed his first career Postseason home run, a two run shot in the third inning of Washington's 8-3 Game 3 NLDS win (Maeda).

2015

Suffered a sprained MCL in his left knee while diving for a ball during Spring Training, causing him to open the season on the disabled list...Was activated from the disabled list and made his 2015 debut, June 4 vs. CHI...Appeared in 18 games, hitting .290 (20-for-69) with five doubles, five RBI, nine walks and nine runs scored before returning to the DL on June 25 with a left quad strain...Was reinstated on July 25...Hit .356 (37-for-104) with four doubles, four homers, 16 RBI, 12 walks and 25 runs scored from Aug. 22-Sept. 17...Posted a career-best 12-game hitting streak, Aug. 22-Sept. 3...Hit .362 (17-for-47) with three doubles, two homers, nine RBI and 14 runs during streak...Matched a career high with four hits and clubbed his second career leadoff home run, Sept. 14 at PHI (Nola).

2014

In first full big league season, posted MVP-level numbers (finished fifth in the NL MVP voting) en route to his first NL Silver Slugger Award...Was recognized as the top slugging NL third baseman after hitting .287 with 39 doubles, six triples, 21 home runs, 83 RBI, 58 walks and 111 runs scored in 153 games...Ranked fourth in MLB (2nd in NL) in Wins Above Replacement (6.6), according to Fangraphs.com...His 111 runs paced the NL (3rd in MLB)...The last D.C.-based player to lead a league in runs was George Case (AL: 102 in 1943)...Became just fourth National to eclipse the 100-run threshold: Alfonso Soriano (119, 2006), Ryan Zimmerman (110, 2009), Nick Johnson (100, 2006)...Ranked among NL leaders in hits (T5th, 176), total bases (3rd, 290), doubles (T4th, 39), XBH (T5th, 66) and times on base (10th, 239)...Hit .313 against left-handed pitchers, but 18 of 21 home runs were hit against right-handed pitchers...Collected a career-high four hits on five separate occasions...On Opening Day at NYM, clubbed a three-run go-ahead home run to provide the cushion in Washington's 9-7 win...On April 30, playing in his hometown of Houston, went 4-for-5 with two doubles, one home run and three RBI in Washington's 7-0 win...Tied a Nationals single-game record (2005-pres.) when he recorded three doubles, July 5 vs. CHI...Hit .368 (7-for-19) with one RBI and one walk in the NLDS vs. SFG, his first postseason exposure.

2013

Despite learning a new position (2B) on the fly, hit .265 with 23 doubles, seven homers and 31 walks in strong MLB debut...Saw Nationals rookie-record 4.06 pitches per plate appearance (would have ranked 10th in NL if qualified)...23 doubles ranked fourth among NL rookies...Debuted in the big leagues on April 21 at NYM...First MLB hit was a double off Shelby Miller, April 22 vs. STL...His first big league homer was a ninth-inning solo shot that capped the scoring in a 7-6 win on June 15 at CLE.

2012

Played in just 43 games at four levels in professional debut after suffering a left ankle fracture while rounding third base for Single-A Potomac in season's second game, April 7 at Lynchburg...Missed more than three months and returned to field on July 19 with Rookie-level GCL Nationals...Blasted first pro homer on July 23 vs. GCL Marlins...By season's end, hit .233 and tallied 18 extra-base hits, including six homers, and 23 walks at four levels in Washington's system...Following the season, played in 22 games for Salt River in the prestigious Arizona Fall League and hit .338/.436/.494...Legged out 10 doubles (2nd in AFL) and excelled defensively to garner a spot on AFL's Top Prospect Team.

2011

Signed late...Participated in the Nationals' Florida Instructional League program, but was held out of game action while continuing to strengthen right shoulder.

COLLEGE / AMATEUR

Rice University: Hit .371 (253-for-682) with 46 doubles, 52 home runs, 194 RBI, 176 walks, 201 runs scored and a .505 on-base percentage in 187 games spanning three seasons at Rice...As a sophomore in 2010, posted his finest collegiate campaign and received citations as the National Player of the Year (Hower Trophy - National Collegiate Baseball Writers Association), American Baseball Coaches Association (Rawlings Sporting Goods National Player of the Year) and *Baseball America* (National Player of the Year) after hitting .394 with a career-high 26 home runs and 85 RBI...The 26 home runs (as opposed to only 22 strikeouts) as a sophomore tied for the second-highest total in Rice history (Lance Berkman 41 in 1997)...On June 5, 2010, hit three home runs and tallied 13 total bases in Rice's NCAA Tournament victory over Rider...Was a semifinalist for both the Hower Trophy and the Golden Spikes Award (USA Baseball) after batting .327 while posting career highs with 20 doubles and an NCAA-leading 80 walks in 63 games in 2011 as a junior (served as Rice's designated hitter while dealing with right shoulder issues)...Was also a Hower and Golden Spikes semifinalist as a freshman in 2009, and was recognized as the top freshman in the nation by numerous organizations, upon hitting .388 with 20 homers (Rice freshman record) and 72 RBI during initial season at Rice.

Amateur: Earned a spot on United States National Team in summer of 2010, but was sidelined in first game against South Korea (right ankle fracture/dislocation) and missed the remainder of the tour.

PERSONAL

Anthony Michael Rendon (rhen-DOHN)...Earned spot on Conference USA's Academic Honor Roll during his time at Rice...Is a graduate of Lamar (TX) High in Houston...As a senior at Lamar, was named First Team 5A All-State shortstop and was an All-Greater Houston selection by the Houston Chronicle after batting .570 with eight homers, 56 RBI and 13 stolen bags...During his junior campaign, earned first team All-State honors as a shortstop in 2007, the same year he led the greater-Houston area with 14 homers...In all, was a three-time All-District selection at Lamar...Was drafted by ATL in the 26th round of the 2008 First-Year Player Draft, but didn't sign...On June 29, 2010, was honored by Houston Mayor Annise Parker and the City Council with "Anthony Rendon Day in Houston."

CAREER TRANSACTIONS

2011 Selected by Washington in first round (sixth overall) of First-Year Player Draft.

SIGNED BY

Tyler Witt (Nationals)

CAREER FIELDING

YEAR / POS.	PCT.	G	PO	A	E	TC	DP
2017 / 3B	.979	145	83	244	7	334	28
CAREER / 3B	.969	477	340	780	36	1156	91
CAREER / 2B	.982	169	305	402	13	720	93
CAREER / SS	.846	4	9	2	2	13	1

CAREER BESTS

SINGLE-GAME HITS	6, 4/30/17 vs. NYM
SINGLE-GAME RBI	10, 4/30/17 vs. NYM
HITTING STREAK	12 games, 2x, last: 7/1/17 - 7/18/17
MULTI-HR GAMES (3)	4/30/17 vs. NYM (3)
	5/23/17 vs. SEA (2)
	7/15/17 at CIN (2)
CAREER GRAND SLAMS (2)	9/6/16 vs. ATL (Perez)
	7/15/17 at CIN (Wood)
CAREER PINCH HOMERS	None
CAREER WALK-OFF HOMERS	None

RENDON



NATIONALS PARK
COMMUNITY RELATIONS
DREAM FOUNDATION
YOUTH BASEBALL ACADEMY
FRONT OFFICE | OWNERSHIP
MANAGER | COACHING STAFF
PLAYERS
2017 IN REVIEW
HISTORY AND RECORDS
SCOUTING | RESEARCH | PLAYER DEV.
MEDIA



MATT REYNOLDS • INF/OF

 [reyrey_5](#)
 [@reyrey_5](#)

BATS: Right **THROWS:** Right **HEIGHT:** 6'1" **WEIGHT:** 200
BORN: 12/3/90 in Tulsa, OK**'18 OPENING DAY AGE:** 27**MLB SERVICE:** 1.048
OBTAINED: Acquired from the New York
Mets in exchange for cash considerations,
Feb. 12, 2018

19

REYNOLDS CAREER RECORD

YEAR	CLUB	AVG	G	AB	R	H	TB	2B	3B	HR	RBI	SH	SF	HP	BB	SO	SB	CS	OBP	SLG	OPS	E
2012	Savannah	.259	42	158	18	41	58	8	0	3	13	0	2	7	12	26	5	1	.335	.367	.702	7
2013	St. Lucie	.226	117	433	59	98	146	21	6	5	49	1	5	13	36	80	9	2	.302	.337	.639	20
	Binghamton	.000	1	3	0	0	0	0	0	0	0	0	0	0	0	0	0	0	.000	.000	.000	1
2014	Binghamton	.355	58	211	33	75	89	5	3	1	21	0	2	0	29	41	6	3	.430	.422	.852	8
	Las Vegas	.333	68	267	54	89	128	16	4	5	40	2	6	5	21	60	14	4	.385	.479	.864	9
2015	Las Vegas	.267	115	445	70	119	179	32	5	6	65	1	7	5	32	92	13	4	.319	.402	.721	12
	GCL Mets	.400	3	5	1	2	2	0	0	0	1	0	0	0	1	1	0	0	.500	.400	.900	0
2016	Las Vegas	.264	71	269	43	71	96	15	2	2	24	1	0	3	26	64	9	2	.336	.357	.693	9
	New York (NL)	.225	47	89	11	20	37	8	0	3	13	2	0	1	4	34	0	1	.266	.416	.682	2
2017	Las Vegas	.320	33	128	27	41	62	9	0	4	14	0	0	0	16	30	2	2	.396	.484	.880	8
	New York (NL)	.230	68	113	12	26	34	1	2	1	5	1	0	2	14	37	0	1	.326	.301	.627	1
	MINORS TOTALS	.279	508	1919	305	536	760	106	20	26	227	5	22	33	173	394	58	18	.346	.396	.742	74
	MLB TOTALS	.228	115	202	23	46	71	9	2	4	18	3	0	3	18	71	0	2	.300	.351	.652	3

CAREER

Versatile infielder was acquired from the Mets just prior 2018 Spring Training... Has appeared at shortstop (31 G/20 GS), third base (30 G/11 GS), second base (12 G/5 GS), left field (8 G/5 GS), first base (3 G/1 GS), and right field (1 G/1 GS) over his two-year stint with the New York Mets.

2017

Enjoyed four stints with the Mets...Played in a career-high 68 games...Also set career-bests in hits and runs scored...Appeared in 23 games at third base, 10 at shortstop, eight at second base, seven in leftfield, three at first base and one game in right field...Hit .320 with nine doubles, four homers, 14 RBI and 27 runs scored in 33 games for the 51s...In 13 games for Triple-A Las Vegas in August, he hit .346 (18-for-52) with five doubles, four RBI, 10 runs scored and a .433 on-base percentage.

2016

Began the season with Triple-A Las Vegas and eventually had four stints with the Mets...Made his Major League debut on May 17 vs. Washington, starting at third base...Recorded his first career multi-hit and multi-RBI game on June 15 vs. Pittsburgh...Clubbed three home runs in 47 games for the Mets.

2015

Appeared in 115 games for Triple-A Las Vegas...Led the team in triples (five) and runs scored (70)...Was tied for the team lead in doubles (32)...Was added to the playoff roster during the NLDS vs. Los Angeles after Ruben Tejada went down with an injury...Also was on the playoff roster for the NLCS vs. Chicago...Did not see any game action in the Postseason.

AWARDS AND HONORS

- 2017..... New York's No. 18 prospect, per *Baseball America*
- 2016..... New York's No. 9 prospect, per *Baseball America*
- 2015..... Pacific Coast League All-Star (mid-season)
- 2015..... New York's No. 12 prospect, per *Baseball America*
- 2014..... MiLB.com Organization All-Star
- 2014..... Arizona Fall League Rising Star
- 2014..... Pacific Coast League Player of Week (Aug. 4)
- 2013..... New York's No. 23 prospect, per *Baseball America*

2014

Began the year with Double-A Binghamton...Was promoted to Triple-A Las Vegas on June 19.

2013

In his first full season, played in 117 games for Single-A Port St. Lucie...Recorded 32 extra base hits (21 2B, 6 3B, 5 HR).

2012

Hit .259 with eight doubles, three homers, 13 RBI, 12 walks, five stolen bases and 18 runs scored in 42 games for Savannah.

PERSONAL

Matthew William Reynolds...Graduated from Bishop Kelley (OK) High School and attended the University of Arkansas...Helped the University of Arkansas to the 2012 College World Series.

CAREER TRANSACTIONS

2012 Selected by NYM in second round of the First-Year Player Draft.
2018 Acquired by Washington in exchange for cash considerations, Feb. 12.

SIGNED BY

Steve Gossett (Mets)

CAREER FIELDING

YEAR / POS.	PCT.	G	PO	A	E	TC	DP
2017 / 3B	1.000	23	6	21	0	27	2
2017 / SS	.955	10	6	15	1	22	2
2017 / 2B	1.000	8	2	10	0	12	1
2017 / LF	1.000	7	7	0	0	7	0
2017 / 1B	1.000	3	6	0	0	6	0
2017 / RF	1.000	1	1	0	0	1	0
CAREER / SS	.968	31	29	62	3	94	15
CAREER / 3B	1.000	30	8	26	0	34	2
CAREER / 2B	1.000	12	3	13	0	16	1
CAREER / LF	1.000	8	10	0	0	10	0
CAREER / 1B	1.000	3	6	0	0	6	0
CAREER / RF	1.000	1	1	0	0	1	0

CAREER BESTS

SINGLE-GAME HITS..... 3, 9/5/16 at CIN
 SINGLE-GAME RBI 3, 8/1/16 vs. NYY
 HITTING STREAK 4 games, 8/25/17 - 8/27/17
 MULTI-HR GAMES None
 CAREER GRAND SLAMS..... None
 CAREER PINCH HOMERS..... None
 CAREER WALK-OFF HOMERS..... None

REYNOLDS



PLAYERS

2017
IN REVIEW

HISTORY AND
RECORDS

SCOUTING |
RESEARCH |
PLAYER DEV.

MEDIA



TANNER ROARK • RHP

 tanner_roark

BATS: Right **THROWS:** Right **HEIGHT:** 6'2" **WEIGHT:** 240
BORN: 10/5/86 Wilmington, IL**'18 OPENING DAY AGE:** 31**MLB SERVICE:** 4.055
OBTAINED: Acquired from Texas with RHP Ryan Tatusko in exchange for SS Cristian Guzman, July 31, 2010.

ROARK CAREER RECORD

YEAR	CLUB	W	L	ERA	G	GS	CG	SHO	SV	IP	H	R	ER	HR	HB	BB	SO	SO/9	WP	BK	BAA
2008	So. Illinois (Ind.)	0	2	21.41	3	3	0	0	0	9.2	23	25	23	5	2	9	11	10.2	0	0	.479
2008	AZL Rangers	2	1	0.73	7	0	0	0	0	12.1	9	2	1	0	0	3	11	8.0	1	0	.209
	Bakersfield	1	3	3.60	12	2	0	0	1	30.0	27	17	12	5	1	13	37	11.1	1	0	.237
2009	Bakersfield	10	0	2.70	29	9	0	0	0	86.2	68	27	26	5	7	27	91	9.5	5	0	.217
	Frisco	1	1	4.58	5	4	0	0	0	17.2	17	9	9	1	1	7	9	4.6	2	0	.262
2010	Frisco	10	5	4.20	22	17	0	0	0	105.0	113	57	49	8	2	33	75	6.4	4	0	.276
	Harrisburg	1	1	2.50	6	6	0	0	0	36.0	35	13	10	5	0	9	33	8.3	0	1	.254
2011	Harrisburg	9	9	4.69	21	21	0	0	0	117.0	125	64	61	10	4	39	92	7.1	6	0	.277
2012	Syracuse	6	17	4.39	28	26	1	0	0	147.2	161	89	72	14	11	47	130	7.9	5	0	.281
2013	Syracuse	9	3	3.15	33	11	0	0	2	105.2	85	43	37	6	3	20	84	7.2	2	0	.217
	Washington	7	1	1.51	14	5	0	0	0	53.2	38	11	9	1	0	11	40	6.7	0	0	.202
2014	Washington	15	10	2.85	31	31	1	1	0	198.2	178	64	63	16	6	39	138	6.3	0	0	.239
2015	Washington	4	7	4.38	40	12	0	0	1	111.0	119	55	54	17	5	26	70	5.7	0	0	.279
	Potomac	0	0	0.00	1	1	0	0	0	4.0	3	0	0	0	0	5	11.3	0	0	0	.214
	Harrisburg	0	0	4.50	1	1	0	0	0	2.0	2	1	1	0	0	2	9.0	0	0	0	.286
2016	Washington	16	10	2.83	34	33	0	0	0	210.0	173	72	66	17	13	73	172	7.4	6	1	.228
2017	Washington	13	11	4.67	32	30	0	0	0	181.1	178	105	94	23	6	64	166	8.2	3	1	.254
	MINORS TOTALS	49	40	3.77	165	98	1	0	3	664.0	645	322	278	54	29	198	569	7.7	26	1	.256
	MLB TOTALS	55	39	3.41	151	111	1	1	1	754.2	686	307	286	74	30	213	586	7.0	9	2	.243

CAREER BATTING RECORD

YEAR	CLUB	AVG	G	AB	R	H	TB	2B	3B	HR	RBI	SH	SF	HP	BB	SO	SB	CS	OBP	SLG	OPS	E
2017	Washington	.091	30	55	1	5	6	1	0	0	0	7	0	0	1	22	0	0	.107	.109	.216	1
	MLB TOTALS	.133	142	218	4	29	34	5	0	0	4	27	0	0	7	82	0	0	.160	.156	.316	5

2014 POSTSEASON

RD.	CLUB, OPP.	W	L	ERA	G	GS	CG	SHO	SV	IP	H	R	ER	HR	HB	BB	SO	SO/9	WP	BK	BAA
NLDS	WSH vs. SFG	0	1	3.38	2	0	0	0	0	2.2	3	1	1	1	0	0	3	10.1	0	0	.250
	TOTALS	0	1	3.38	2	0	0	0	0	2.2	3	1	1	1	0	0	3	10.1	0	0	.250

2016 POSTSEASON

RD.	CLUB, OPP.	W	L	ERA	G	GS	CG	SHO	SV	IP	H	R	ER	HR	HB	BB	SO	SO/9	WP	BK	BAA
NLDS	WSH vs. LAD	0	0	4.15	1	1	0	0	0	4.1	7	2	2	1	1	3	1	2.1	0	0	.368
	TOTALS	0	0	4.15	1	1	0	0	0	4.1	7	2	2	1	1	3	1	2.1	0	0	.368

2017 POSTSEASON

RD.	CLUB, OPP.	W	L	ERA	G	GS	CG	SHO	SV	IP	H	R	ER	HR	HB	BB	SO	SO/9	WP	BK	BAA
NLDS	WSH vs. CHI	0	0	—	0	0	0	0	0	0	0	0	0	0	0	0	0	0.0	0	0	—
	TOTALS	0	0	—	0	0	0	0	0	0	0	0	0	0	0	0	0	0.0	0	0	—

CAREER

Right-hander is one of MLB's top unheralded pitching performers...Since 2013, is 50-36 with a 3.44 ERA in 111 starts...Relies on ability to attack the strike zone and owns precise control...Efficiency has led to 2.6 walks per nine innings, a 1.20 WHIP and 8.23 hits per 9.0 IP in those 111 starts...He has eclipsed the 13-win mark in each of his seasons as a full-time starter (2014, 2016-17)...

Since 2014, he ranks third among MLB starting pitchers in hard-hit rate (25.2%), according to FanGraphs.com...Has tossed 7.0 innings in 42 of his 111 career starts (38%), going 25-9 with a 1.47 ERA in those 42 starts...Helped Team USA bring home the Gold Medal in the 2017 World Baseball Classic...Tossed 4.0 innings of two-hit shutout ball as Team USA topped Team Japan in the semifinals at Dodger Stadium...Is stellar with the glove, having committed just two errors in 106 games (502.1 IP) since the start of 2015...Was originally selected by Texas in the 25th round of the 2008 First-Year Player Draft.

AWARDS AND HONORS

2012..... International League Pitcher of the Week (July 30)

2011..... Eastern League Pitcher of the Week (Aug. 1)

2017

Was one of the top pitchers in the National League in the season's second half... In 12 starts post-All-Star break, he went 7-5 with a 3.90 ERA in 14 games (13 starts)...He struck out 86 batters in 80.2 IP and held opposing batters to a .223 AVG...After the break, he ranked among NL pitchers (min. 13 GS) in opp. AVG (6th, .223), opp. OBP (7th, .292), hits per 9.0 IP (6th, 7.59), strikeouts per 9.0 IP (9th, 9.60)...He recorded 42 strikeouts against just eight walks in his last six starts...His 10.51 strikeouts per 9.0 IP ranked sixth and his 5.25 SO/BB ranked ninth in the National League from Aug. 27 through the end of the season...Improved from 7.4 strikeouts per 9.0 IP in 2016 to 8.2 strikeouts per 9.0 IP in 2017...Went 6-6 with a 5.27 ERA in 18 games (17 starts) prior to the All-Star break...Threw a season-high 7.2 IP on June 5 at OAK. (7.2 IP, 5 H, 4 ER, BB, 4 SO)...Recorded two 10+ strikeout games (11, 7/22 at ARI and 10, 9/1 at MIL) after entering the season with just two for his career.

WEAK CONTACT

LOWEST HARD-HIT RATES FOR STARTING PITCHERS SINCE 2014, PER FANGRAPH'S.COM

RK	PLAYER	HARD HIT %
1.	Dallas Keuchel (HOU)	23.5%
2.	Garrett Richards (LAA)	23.7%
3.	Tanner Roark (WSH)	25.2%

2016

In his return to the starting rotation, Roark set career marks in innings pitched (210.0) and wins (16) in 2016...Ranked in the National League in wins (T5th, 16), HR/9.0 IP (6th, 0.73), H/9.0 IP (9th, 7.41), and ERA (6th, 2.83)...Threw 7.0 or more shutout innings nine times, the most MLB...CHI RHP Jake Arrieta was second with eight...Roark started seven of Washington's 12 shutouts...Per FanGraphs.com, he had the lowest hard-hit rate (24.3%) in Major League Baseball...He tossed 7.0 (or more) innings 18 times, third-most in the NL...Teammate RHP Max Scherzer ranked first with 20 and SFG RHP Johnny Cueto was second with 19...Along with Scherzer, the two combined to throw at least 7.0 innings in 38 starts, and they also combined to pitch at least 7.0 innings while allowing two runs or fewer 33 times...Of the 22 pitchers who put together at least 10 outings of 7.0 (or more) innings with two runs allowed (or fewer), no team had a pair who compiled more such starts...Outpaced career marks in SO/9.0 (7.37 in 2016; 6.59 career), H/9.0 (7.41 in 2016; 7.97 career) & swing-and-miss % (21.9% in 2016; 19.7% career)... Left-handed batters hit just .214 / .315 / .302 against Roark in 2016...Among right-handed pitchers with at least 400 left-handed batters faced (essentially, all right-handed starting pitchers), Roark's .302 opponent slugging percentage led the National League, and his .214 batting average against was good for sixth... Allowed two earned runs or fewer in six of his last seven outings dating to Aug. 29...Posted a 2.16 ERA (10 ER/41.2 IP) and a .189 batting average against during this stretch...Posted a 1.13 ERA (4 ER/32.0 IP), 1.06 WHIP and a .187/.293/.252 opponent slash line from Aug. 29 - Sept. 20...Struck out a career-high 15 batters in 7.0 innings of two-hit, shutout ball vs. MIN on April 23... His 15 strikeouts were, at the time, the most in a game by a Nationals pitcher this season (now second behind RHP Max Scherzer's 20) and the third-most (now fourth) in a game in Nationals history (2005-pres)...Made his first Postseason start in Game 2 of the NLDS.

2015

Began the season in the bullpen, but ultimately made 12 starts...Went 1-3 with one save, four holds and a 3.74 ERA (19 ER/45.2 IP) as a reliever... Offered scoreless relief in 17 of his 28 appearances...Went 3-4 with a 4.82 ERA (35 ER/65.1 IP) in 12 starts across two stints in the rotation...ERA severely impacted by eight earned runs allowed, June 28 at PHI...Made his first start of the season on May 25 at Chicago, replacing injured RHP Doug Fister...Converted his first career save, May 4 vs. MIA...Returned to the rotation on Sept. 4 to take the spot of RHP Joe Ross...In his best start of the season, tossed a season-high 7.0 innings, allowing one earned run on six hits in Washington's 16-4 win at Tampa Bay, June 16.

2014

Built on successful 2013 to turn in a true breakout campaign in 2014...Went 15-10 with a 2.85 ERA in 31 starts...Ranked among National League pitchers in opponents OPS (5th, .632), OBP (7th, .281), wins (T8th, 15), WHIP (8th, 1.09), baserunners per nine innings (8th, 10.10) and walks per nine innings (8th, 1.77)...Turned in his first career shutout, April 25 vs. SDP (9.0 IP, 3 H, BB, 8 SO)...Fanned a career-high 11 batters, June 6 at SDP (8.0 IP, 3 H, 11 SO)...Worked 7.0 scoreless innings to pocket the win in Washington's NL East championship-clinching 3-0 victory on Sept. 16 at ATL... Worked out of the bullpen in the 2014 NLDS vs. SFG (0-1, 3.38 ERA) for his first Postseason exposure.

2013

Joined the Nationals late, but earned glowing reviews, finishing 7-1 with 1.51 ERA in 14 games/five starts...Started 7-0 and became the first/only National to win first seven decisions in a single season...Allowed only one home run (Carlos Beltran, 2-run shot, Sept. 23 at Busch Stadium) in 53.2 big league innings...Spun 2.0 scoreless innings in MLB debut on Aug. 7 vs. ATL...First strikeout victim was Jeff Francoeur (Aug. 13 vs. SFG)...Seven of nine relief appearances with the Nationals lasted at least 2.0 innings...Worked a season-high 4.2 scoreless innings and was rewarded with the win in Washington's come-from-behind 11-10 win on Aug. 23 at Kauffman Stadium...Made his first big league start on Sept. 7 at MIA and earned the win thanks to 6.0 scoreless innings...Did not allow an earned run and spun at least 6.0 innings in three of five starts for Washington...Went 9-3 with four holds, two saves and 3.15 ERA in 33 games/11 starts with Syracuse...Led the International League in WHIP (0.99).

2012

Pitching for Syracuse, posted career highs with 130 strikeouts and 147.2 innings in first Triple-A exposure...The 130 K's ranked third among Nationals farmhands and fourth in the International League...Was named International League Pitcher of the Week for the period ending July 30 (2-0, 1.29 ERA, 2 starts).

NATIONALS PARK
COMMUNITY RELATIONS
FOUNDATION
DREAM
YOUTH BASEBALL ACADEMY
FRONT OFFICE OWNERSHIP
MANAGER | COACHING STAFF
PLAYERS
IN REVIEW
2017
HISTORY AND RECORDS
SCOUTING | RESEARCH | PLAYER DEV.

MEDIA



ROARK, TANNER

2011

Won nine games for Double-A Harrisburg in first complete season in Washington's system...Went 2-0 with a 1.88 ERA in a pair of starts and was named Eastern League Pitcher of the Week for the period ending Aug. 1.

2010

Posted 11 wins for a second straight season, pitching for Harrisburg and Frisco of the Double-A Texas League...Notched a 2.50 ERA in six starts for the Senators after being acquired by the Nationals at the non-waiver trade deadline.

2009

Combined to go 11-1 with a 3.02 ERA in 34 games/13 starts for Frisco and Bakersfield of the Single-A California League.

2008

Pitched primarily out of the bullpen in first pro campaign, posting a 2.76 ERA for Bakersfield and the Rangers' Rookie-level Arizona Summer League affiliate...Notched only career save, Aug. 18 at Stockton.

PERSONAL

Tanner B. Roark...Pronounced ROE-arc...Majored in sports management at the University of Illinois...Was a Second-Team All-Big 10 selection in 2007... In two seasons with the Illini, went 12-2 with a 4.72 ERA in 24 games/22 starts...Led Wilmington (IL) High to a pair of state baseball championships in 2003 and 2005 before graduating...Was named first-team All-State (2003-05) by the Illinois Baseball Coaches Association...Lettered in three sports (baseball, football, basketball at Wilmington)...Was an All-State quarterback as a junior in 2004...In spring of 2008, signed with and pitched in three games with the Southern Illinois Miners of the Independent-Frontier League prior to being drafted by Texas.

CAREER TRANSACTIONS

2006 Selected by TEX in 25th round of First-Year Player Draft.

2010 Acquired by Washington with RHP Ryan Tatusko in exchange for SS Cristian Guzman, July 31.

SIGNED BY

Derek Lee (Rangers)

CAREER FIELDING

YEAR / POS.	PCT.	G	PO	A	E	TC	DP
2017 / P	.968	32	11	19	1	31	4
Career / P	.967	151	44	102	5	151	19

CAREER BESTS

LONGEST START.....	9.0 IP 4/26/14 vs. SDP
WINNING STREAK.....	7 games, 8/10/13 - 9/17/13
MOST SINGLE-GAME K'S.....	15, 4/23/16 vs. MIN
CAREER 10-K GAMES (4).....	4/23/16 vs. MIN (15)
	7/6/14 at SDP (11)
	7/22/17 at ARI (11)
	9/1/17 vs. NYM (10)
HOME RUNS HIT.....	None



VICTOR ROBLES • OF

 [robleslopez19](#)
 [@Victor_Robles](#)




BATS: Right **THROWS:** Right **HEIGHT:** 6'0" **WEIGHT:** 190

BORN: 5/19/97 Santo Domingo, DOM

'18 OPENING DAY AGE: 20

MLB SERVICE: 0.025

OBTAINED: Signed as a non-drafted free agent, July 2, 2013



16

ROBLES CAREER RECORD

YEAR	CLUB	AVG	G	AB	R	H	TB	2B	3B	HR	RBI	SH	SF	HP	BB	SO	SB	CS	OBP	SLG	OPS	E
2013																						
							DID NOT PLAY / Signed Late															
2014	DSL Nationals	.313	47	182	46	57	88	14	4	3	25	2	0	13	16	26	22	9	.408	.484	.892	5
2015	GCL Nationals	.370	23	73	19	27	41	6	1	2	11	3	1	7	10	12	12	1	.484	.562	1.046	3
	Auburn	.343	38	140	29	48	71	5	4	2	16	2	3	14	8	21	12	4	.424	.479	.903	0
2016	Hagerstown	.305	64	233	48	71	107	9	6	5	30	11	1	22	18	38	19	8	.405	.459	.864	3
	GCL Nationals	.150	5	20	3	3	6	0	0	1	1	0	0	1	0	7	0	1	.190	.300	.490	0
	Potomac	.262	41	168	24	44	65	8	2	3	11	3	2	11	14	32	18	5	.354	.387	.741	1
2017	Potomac	.289	77	291	49	84	144	25	7	7	33	4	1	17	25	62	16	7	.377	.495	.872	1
	Harrisburg	.324	37	139	24	45	68	12	1	3	14	3	0	4	12	22	11	3	.394	.489	.883	3
	Washington	.250	13	24	2	6	11	1	2	0	4	1	0	2	0	6	0	1	.308	.458	.766	0
	MINORS TOTALS	.304	332	1246	242	379	586	79	25	26	141	28	8	89	103	220	110	38	.395	.470	.865	16
	MLB TOTALS	.250	13	24	2	6	11	1	2	0	4	1	0	2	0	6	0	1	.308	.458	.766	0

2017 POSTSEASON

RD.	CLUB, OPP.	AVG	G	AB	R	H	TB	2B	3B	HR	RBI	SH	SF	HP	BB	SO	SB	CS	OBP	SLG	OPS	E
NLDS	WSH vs. CHI	.000	2	1	1	0	0	0	0	0	0	0	0	0	0	1	0	0	.000	.000	.000	0
	TOTALS	.000	2	1	1	0	0	0	0	0	0	0	0	0	0	1	0	0	.000	.000	.000	0

CAREER

Washington's top prospect for the second straight season...Enters 2018 cited by *Baseball America* as the "Best Hitter for Average," "Fastest Baserunner" and "Best Athlete" in Washington's Minor League system...Has also gained notoriety for his defensive ability, and the excitement he brings to the field... Is a center fielder by trade.

2017

Hit .300 with 37 doubles, eight triples, 10 HR, 47 RBI, 27 SB and 73 runs scored in 114 games... Ranked among Washington Minor Leaguers in average (4th, .300) and stolen bases (2nd, 27)...Was tied for 11th in MiLB with 37 doubles... Had his contract selected on Sept. 7... Made his MLB debut that night vs. PHI... Tallied first MLB hit on Sept. 10 vs. PHI...Went 5-for-18 (.278) with a double, two triples, four RBI in five Major League starts...Hit .244 (10-for-41) with three homers in 13 games for Mesa of the Arizona Fall League.

2016

Hit .280 with 17 doubles, eight triples, nine home runs, 42 RBI, 32 walks, 37 stolen bases and 75 runs scored in 100 games...His 37 stolen bases ranked third among Nationals farmhands...Following the season, was cited by *Baseball America* as the No. 3 prospect in the Carolina League.

2015

Led Washington's Minor League system in hitting (.352) while ranking fifth in stolen bases (24)...Posted a .445 OBP and a .507 SLG.

2014

Ranked 10th in the Dominican Summer League with a .484 slugging percentage.

PERSONAL

Victor Enrique Robles

AWARDS AND HONORS

- 2018..... Washington's No. 1 prospect, per *Baseball America*
- 2017..... MiLB.com Organization All-Star
- 2017..... Arizona Fall League Rising Stars Game MVP
- 2017..... *Baseball America* Single-A All-Star
- 2017..... Carolina League All-Star (post-season)
- 2017..... SiriusXM All-Star Futures Game at MIA
- 2017..... Carolina League All-Star (mid-season)
- 2017..... Washington's No. 1 prospect, per *Baseball America*
- 2016..... South Atlantic League All-Star (mid-season)
- 2016..... MiLB.com Organization All-Star
- 2015..... MiLB.com Organization All-Star
- 2015..... *Baseball America* short-season Single-A All-Star
- 2016..... Washington's No. 3 prospect, per *Baseball America*
- 2015..... New York-Penn League Player of the Week (June 27)

ROBLES

CAREER TRANSACTIONS

2013..... Signed as a non-drafted free agent, July 2.

SIGNED BY

Carlos Ulloa (Nationals)

CAREER FIELDING

YEAR / POS.	PCT.	G	PO	A	E	TC	DP
2017 / RF	1.000	6	10	1	0	11	1
2017 / CF	1.000	3	4	0	0	4	0
2017 / LF	—	2	0	0	0	0	0

CAREER BESTS

SINGLE-GAME HITS	2, 9/14/17 vs. ATL
SINGLE-GAME RBI	2, 9/22/17 at NYM
HITTING STREAK	None
MULTI-HR GAMES	None
CAREER GRAND SLAMS	None
CAREER PINCH HOMERS	None
CAREER WALK-OFF HOMERS	None

NATIONALS PARK
 COMMUNITY RELATIONS
 DREAM FOUNDATION
 YOUTH BASEBALL ACADEMY
 FRONT OFFICE | OWNERSHIP
 COACHING STAFF | MANAGER |

PLAYERS

2017 IN REVIEW

HISTORY AND RECORDS

SCOUTING | RESEARCH | PLAYER DEV.

MEDIA

JEFRY RODRIGUEZ • RHP



BATS: Right THROWS: Right HEIGHT: 6'6" WEIGHT: 232

BORN: 7/26/93 Haina, DOM

'18 OPENING DAY AGE: 24

MLB SERVICE: 0.000

OBTAINED: Signed as a non-drafted free agent, Jan. 9, 2012



68

RODRIGUEZ CAREER RECORD

YEAR	CLUB	W	L	ERA	G	GS	CG	SHO	SV	IP	H	R	ER	HR	HB	BB	SO	SO/9	WP	BK	BAA
2012	DSL Nationals	0	2	2.93	10	9	0	0	0	43.0	28	24	14	2	5	33	35	7.3	10	0	.185
2013	GCL Nationals	3	0	2.45	12	12	0	0	0	47.2	40	15	13	1	6	20	43	8.1	7	0	.229
2014	Auburn	1	0	2.76	3	3	0	0	0	16.1	16	5	5	0	0	4	9	5.0	2	1	.267
	Hagerstown	0	2	6.88	4	4	0	0	0	17.0	27	15	13	0	4	5	11	5.8	3	0	.380
2015	Hagerstown	1	5	6.75	10	10	0	0	0	42.2	45	37	32	3	9	25	27	5.7	10	2	.276
	Auburn	3	5	4.59	13	13	0	0	0	68.2	72	39	35	4	4	33	67	8.8	12	1	.277
2016	Hagerstown	7	11	4.96	25	25	1	0	0	123.1	110	73	68	6	11	52	96	7.0	15	0	.240
2017	Potomac	4	3	3.32	12	10	0	0	0	57.0	44	25	21	2	3	19	51	8.1	4	3	.220
MINORS TOTALS		19	28	4.35	89	86	1	0	0	415.2	382	233	201	18	42	191	339	7.3	63	7	.248

CAREER

Tall, hard-throwing righty was added to Washington's 40-man roster following the 2017 season...Will embark on his first Major League Spring Training in 2018...*Baseball America* cites him as having the "Best Fastball" in Washington's Minor League system.

2017

Went 4-3 with a 3.32 ERA in 12 games (10 starts) for Single-A Potomac...

Left-handed batters hit just .175 with a .283 on-base percentage and a .213

slugging percentage against him (14-for-80, 3 2B, 23 SO)...Finished the season strong, posting a 2.81 ERA (5 ER/16.0 IP) with a .196 opponent batting average (10-for-51) in his final five games/three starts...Improved his WHIP (1.11), hits per 9.0 IP (6.9), strikeouts per 9.0 IP (8.1), walks per 9.0 IP (3.0) and strikeout-to-walk ratio (2.68) during the 2017 season as compared to 2016, with all numbers proving better than his career numbers.

2016

Made a career-high 25 starts and recorded a career-high seven wins for Single-A Hagerstown.

2015

Went 4-10 with a 5.42 ERA in a then career-high 23 starts between Single-A Hagerstown and short-season Single-A Auburn.

2014

Made just seven starts between Single-A Hagerstown and short-season Single-A Auburn.

2013

His 2.45 ERA for the GCL Nationals was third-best among qualified Nationals Minor Leaguers.

2012

Posted a 2.93 ERA in his first professional season.

PERSONAL

Jefry Osvaldo Rodriguez...Was signed as an infielder, but was converted to pitcher shortly after signing.

AWARDS AND HONORS

2018..... Washington's No. 24 prospect, per *Baseball America*

2017..... Carolina League Pitcher of the Week (May 7)

2016..... South Atlantic League All-Star (mid-season)

2015..... New York-Penn League Pitcher of the Week (July 13).

2015..... Washington's No. 19 prospect, per *Baseball America*

2014..... Washington's No. 21 prospect, per *Baseball America*

RODRIGUEZ

CAREER TRANSACTIONS

2012..... Signed as a non-drafted free agent, Jan. 17.

SIGNED BY

Johnny DiPuglia and Moises de la Mota (Nationals)



ENNY ROMERO • LHP

@ennyromeroRd



BATS: Right THROWS: Left HEIGHT: 6'3" WEIGHT: 232

BORN: 1/24/91 Santo Domingo, DOM

'18 OPENING DAY AGE: 27

MLB SERVICE: 2.072

OBTAINED: Acquired from Tampa Bay in exchange for RHP Jeffrey Rosa, Feb. 7, 2017



ROMERO CAREER RECORD

YEAR	CLUB	W	L	ERA	G	GS	CG	SHO	SV	IP	H	R	ER	HR	HB	BB	SO	SO/9	WP	BK	BAA
2008	DSL Rays	1	0	2.76	10	0	0	0	0	16.1	11	9	5	0	3	8	20		1	0	.175
2009	GCL Rays	2	4	4.81	11	4	0	0	0	39.1	38	25	21	2	3	21	33	7.4	6	1	.255
2010	Princeton	4	1	1.95	13	13	0	0	0	69.1	51	15	15	2	6	14	72	9.3	4	3	.204
	Hudson Valley	1	0	1.80	1	1	0	0	0	5.0	1	1	1	0	1	5	4	7.2	0	0	.071
2011	Bowling Green	5	5	4.26	26	26	0	0	0	114.0	104	67	54	9	4	68	140	11.1	14	3	.245
2012	Charlotte	5	7	3.93	25	23	1	1	0	126.0	89	67	55	5	7	76	107	7.6	12	0	.201
2013	Montgomery	11	7	2.76	27	27	0	0	0	140.1	110	51	43	9	2	73	110	7.1	4	3	.215
	Durham	0	0	0.00	1	1	0	0	0	8.0	4	0	0	0	0	2	2	2.3	1	0	.154
	Tampa Bay	0	0	0.00	1	1	0	0	0	4.2	1	0	0	0	0	4	0	0.0	0	0	.071
2014	Durham	5	11	4.50	25	25	0	0	0	126.0	128	69	63	13	2	52	117	8.4	6	1	.261
2015	Charlotte	0	1	6.75	2	2	0	0	0	6.2	8	5	5	0	0	4	5	6.8	0	0	.308
	Durham	1	1	4.86	17	3	0	0	1	46.1	48	26	25	5	1	17	45	8.7	4	1	.268
	Tampa Bay	0	2	5.10	23	0	0	0	0	30.0	39	18	17	1	0	13	31	9.3	2	0	.312
2016	Tampa Bay	2	0	5.91	52	0	0	0	1	45.2	42	31	30	7	0	28	50	9.9	1	0	.244
	Charlotte*	0	0	0.00	1	1	0	0	0	1.0	0	0	0	0	0	2	18.0	0	0	0	.000
2017	Washington	2	4	3.56	53	0	0	0	2	55.2	55	26	22	7	3	23	65	10.5	2	2	.253
	Syracuse*	0	1	4.26	7	0	0	0	0	6.1	6	5	3	0	0	1	8	11.4	0	0	.222
MINORS TOTALS		35	38	3.70	166	126	1	1	1	704.2	598	340	290	45	29	341	665	8.4	52	12	.229
MLB TOTALS		4	6	4.57	129	1	0	0	3	136.0	137	75	69	15	3	68	146	9.7	5	2	.259

* - Rehab assignment

CAREER BATTING RECORD

YEAR	CLUB	AVG	G	AB	R	H	TB	2B	3B	HR	RBI	SH	SF	HP	BB	SO	SB	CS	OBP	SLG	OPS	E
2017	Washington	.000	50	1	0	0	0	0	0	0	0	0	0	0	0	1	0	0	.000	.000	.000	1
MLB TOTALS		.000	55	1	0	0	0	0	0	0	0	0	0	0	0	1	0	0	.000	.000	.000	1

2017 POSTSEASON

RD.	CLUB, OPP.	W	L	ERA	G	GS	CG	SHO	SV	IP	H	R	ER	HR	HB	BB	SO	SO/9	WP	BK	BAA
NLDS	WSH vs. CHI	0	0	—	0	0	0	0	0	0	0	0	0	0	0	0	0	0.0	0	0	—
TOTALS		0	0	—	0	0	0	0	0	0	0	0	0	0	0	0	0	0.0	0	0	—

CAREER

Hard-throwing left-handed reliever was acquired via trade from Tampa Bay just prior to 2017 Spring Training...Has recorded a 27.8 swing-and-miss percentage in the Major Leagues since his debut in 2013...Would place him in the top seven in MLB since 2013, if qualified (MLB average since 2013: 23.1%)...Since 2013, ranks second among MLB left-handed relievers with an average fastball velocity of 97.6 MPH, per FanGraphs.com...Has recorded 146 strikeouts in 136.0 Major League innings...Spent the majority of his Minor League Career as a starter, but transitioned to the bullpen during the 2015 season.

2017

In first season in Washington, settled into his role by the end of May...From May 24, through the end of the season, posted a 2.29 ERA (9 ER/35.1 IP) while striking out 45 batters (11.5 SO/9.0 IP) and recording six holds...From May 24 vs. SEA through June 27 vs. CHC, he did not allow a single run (16.1 IP)... Missed 27 games on the disabled list with a left forearm strain that cost him most of the month of August...Returned to active roster Sept. 1... Posted a 1.08 ERA in September (1 ER/8.1 IP), appearing in eight games and allowing six hits, striking out eight and walking three...Per FanGraphs.com, threw his fastball an average of 98.1 mph -- the third-hardest fastball of any relief pitcher in the National League, second-hardest among National League left-handed relievers...Recorded two saves, May 4 vs. ARI and June 17 at NYM...Tossed more than 1.0 inning in 13 of his 53 outings...Went 1-1 with one save, five holds, a 1.33 ERA (3 ER/20.1 IP) and 25 strikeouts during these outings...Did not allow a home run in any of these outings...Was on Washington's NLDS roster, but did not make an appearance...Pitched in six games for Leones del Escogido of the Dominican Winter League (0.00 ERA).

AWARDS AND HONORS

- 2016..... Tampa Bay's No. 29 prospect per *Baseball America*
- 2015..... Tampa Bay's No. 20 prospect per *Baseball America*
- 2014..... SiriusXM All-Star Futures Game at MIN
- 2014..... Tampa Bay's No. 4 prospect per *Baseball America*
- 2013..... MiLB.com Organization All-Star
- 2013..... Southern League All-Star (post-season)
- 2013..... Southern League All-Star (mid-season)
- 2013..... SiriusXM All-Star Futures Game at NYM
- 2013..... Tampa Bay's No. 8 prospect per *Baseball America*
- 2012..... SiriusXM All-Star Futures Game at KCR
- 2012..... Florida State League Pitcher of the Week (June 18)
- 2012..... Tampa Bay's No. 8 prospect per *Baseball America*
- 2011..... Tampa Bay's No. 11 prospect per *Baseball America*

NATIONALS PARK
COMMUNITY RELATIONS
DREAM FOUNDATION
YOUTH BASEBALL ACADEMY
FRONT OFFICE | OWNERSHIP
MANAGER | COACHING STAFF
PLAYERS
IN REVIEW
HISTORY AND RECORDS
SCOUTING | RESEARCH | PLAYER DEV.
MEDIA

ROMERO, ENNY

2016

Enjoyed his first full Major League season, appearing in 52 games for the Tampa Bay Rays...At the age of 25, he was the youngest player on the Rays Opening Day roster...His fastball velocity averaged 96.1 mph, according to Fangraphs.com, ninth among A.L. relievers (min: 40.0 IP), and ranked 16th in MLB...Among left-handed relievers, only Aroldis Chapman topped Romero in fastball velocity...His 52 games ranked seventh among American League rookies...He retired his first 17 batters faced in 2016, the longest streak to start a season in franchise history...The streak ended April 21 at BOS in his fifth appearance with a walk of Christian Vazquez...Recorded his first career win on April 26 vs. BAL...Earned his first career save on Aug. 25 vs. BOS...Made 14 consecutive scoreless appearances from July 7–Aug. 30, spanning a DL stint, and the last eight of those were hitless (Aug. 3–30)...The last Rays pitcher with a longer streak of hitless, scoreless appearances was Joaquin Benoit (10) in 2010...Pitched to a 3.08 ERA (9 ER/26.1 IP) in 26 games on the road...Opponents hit .189 (18-for-95) with the bases empty, .312 (24-for-77) with runners on base and .333 (12-for-36) with RISP...Yielded three-run homers in consecutive appearances on July 1 vs. DET (Victor Martinez) and July 5 vs. LAA (C.J. Cron)...Then went 20 consecutive appearances without a homer...Streak was snapped on Sept. 26 at CWS, when he gave up two, two-run homers...Placed on the 15-day DL on Aug. 6, retroactive to Aug. 4, with a back strain...Was reinstated on Aug. 20

2015

Enjoyed five stints with the Rays, appearing in 23 games for the Rays...It marked his first MLB action since his debut on Sep. 22, 2013 vs. BAL...In 15 games between Aug. 17 and Sept. 27, he compiled a 2.12 ERA (4 ER/17.0 IP)...Picked up his first career loss Sept. 13 vs. BOS, when he loaded the bases on three straight singles before exiting...Threw the fastest pitch by a Ray in 2015, registering 99.3 mph on Sept. 4 at NYY...Began the season in Triple-A Durham's rotation, and moved to the bullpen after three starts...Didn't pitch his first game until May 10 due to a left shoulder strain...Made 11 relief appearances for Escogido of the Dominican Winter League after the season, helping them win their fourth Dominican Winter League title in seven years.

2014

Spent the entire season with Triple-A Durham...Went 5-11 with a 4.50 ERA in 25 starts...Pitched for the World team in the SiriusXM All-Star Futures Game for the third consecutive season, the first Rays player to appear in three...In eight starts for Durham following his All-Star Game appearance, he was 2-1 and the Bulls were 6-2 in those eight starts while he pitched to a 2.32 ERA...In 17 starts before the break he was 3-10 with a 5.62 ERA.



2013

Enjoyed a breakout season with Double-A Montgomery, going 11-7 with a 2.76 ERA in 27 starts...Recalled by the Rays on Sept. 22 and made his MLB debut that day vs. BAL (4.2 IP, H, 4 BB)...The only hit was a Manny Machado single to lead off the game...The win kept the Rays 0.5 games ahead of Cleveland in the AL Wild Card race...At 22, was the youngest player on the Rays roster during his time with the team, six weeks younger than Wil Myers...Named a Southern League All-Star for Montgomery...Ranked among league leaders in ERA (6th), wins (T2nd), starts (T2nd) and opp avg. (.215, 2nd)...Started for Triple-A Durham on Sept. 2 at Norfolk, (8.0 IP, 4 H, 2 BB, 2 SO) in the longest start of his career...Earned the win in Game 3 of the International League Championship Series.

2012

Spent the season with Triple-A Charlotte, going 5-7 with a 3.93 ERA in 25 games/23 starts...Ranked second among FSL starters with a .208 (84-for-403) opp. avg...Pitched a scoreless fifth inning for the World team in the Futures Game at Kansas City's Kauffman Stadium.

2011

Went 5-5 with a 4.26 ERA in 26 starts for Single-A Bowling Green...Struck out 140 batters in 114.0 IP.

2010

Spent the majority of the season with Rookie-level Princeton...Was named team MVP, after going 4-1 with a 1.95 ERA in 13 starts...Led the Appalachian League in ERA and ranked third with 72 strikeouts.

2009

In his first domestic season, went 2-4 with a 4.85 ERA in 11 games/four starts for the Gulf Coast League Rays.

2008

In his first professional season, went 1-0 with a 2.76 ERA in 10 games with the Dominican Summer League Rays.

PERSONAL

Enny Manuel Romero...Pronounced en-EE row-MARE-oh...In 2013, he went home to the Dominican Republic following the end of Durham's season...Late on Sept. 21, following the Rays 18-inning marathon (11 pitchers used), he tweeted: "*could come and pitch tomorrow :-)* #Rays"...That afternoon, he received a phone call telling him he was making his MLB debut the next day starting for the Rays...He played catch with his brother and went to the airport to head to Tampa Bay.

CAREER TRANSACTIONS

2008 Signed as a non-drafted free agent, June 2.
2017 Acquired by Washington in exchange for RHP Jeffrey Rosa, Feb. 7.

SIGNED BY

Eddy Toledo (Rays)

CAREER FIELDING

YEAR / POS.	PCT	G	PO	A	E	TC	DP
2017 / P	1.000	53	0	2	0	2	0
Career / P	.933	129	4	10	1	15	1

CAREER BESTS

LONGEST START.....	4.2 IP, 9/22/13 vs. BAL
WINNING STREAK.....	None
MOST SINGLE-GAME K'S.....	4, 3x; Last: 6/13/17 vs. ATL
CAREER 10-K GAMES.....	None
HOME RUNS HIT.....	None

ROMERO



JOE ROSS • RHP

@_jross21
@JoeRoss21



BATS: Right THROWS: Right HEIGHT: 6'4" WEIGHT: 220

BORN: 5/21/93 Berkeley, CA

'18 OPENING DAY AGE: 24

MLB SERVICE: 2.067

OBTAINED: Acquired by Washington with a player to be named (INF Trea Turner) from San Diego in exchange for OF Steven Souza Jr. and LHP Travis Ott, both of whom went to Tampa Bay. San Diego acquired OF Wil Myers, C Ryan Hanigan, LHP Jose Castillo and RHP Gerardo Reyes from Tampa Bay. Tampa Bay acquired C Rene Rivera, 1B Jake Bauers, and RHP Burch Smith from San Diego, Dec. 14, 2014

41

ROSS CAREER RECORD

YEAR	CLUB	W	L	ERA	G	GS	CG	SHO	SV	IP	H	R	ER	HR	HB	BB	SO	SO/9	WP	BK	BAA
2011	AZL Padres	0	0	0.00	1	0	0	0	0	1.0	2	0	0	0	1	0	0	0.0	0	0	.400
2012	Fort Wayne	0	2	6.26	6	6	0	0	0	27.1	33	21	19	2	0	11	27	8.9	0	0	.297
	AZL Padres	0	0	13.50	1	1	0	0	0	0.2	2	1	1	0	0	2	1	13.5	0	0	.500
	Eugene	0	2	2.03	8	8	0	0	0	26.2	16	6	6	1	1	9	28	9.5	3	0	.178
2013	Fort Wayne	5	8	3.75	23	23	0	0	0	122.1	124	55	51	7	5	40	79	5.8	4	0	.267
2014	Lake Elsinore	8	6	3.98	19	19	0	0	0	101.2	101	52	45	6	7	28	87	7.7	3	0	.256
	San Antonio	2	0	3.60	4	3	0	0	0	20.0	23	8	8	2	0	1	19	8.6	2	0	.277
2015	Harrisburg	2	2	2.81	9	9	0	0	0	51.1	46	18	16	3	3	12	54	9.5	1	0	.246
	Washington	5	5	3.64	16	13	0	0	0	76.2	64	33	31	7	2	21	69	8.1	1	0	.223
	Syracuse	3	1	2.19	5	5	0	0	0	24.2	15	6	6	2	0	7	15	5.5	2	0	.174
2016	Washington	7	5	3.43	19	19	0	0	0	105.0	108	43	40	9	6	29	93	7.9	2	0	.269
	Hagerstown*	0	0	0.00	1	1	0	0	0	3.0	2	0	0	0	0	0	3	9.0	1	0	.182
	Syracuse*	0	2	4.35	4	4	0	0	0	10.1	14	5	5	1	0	1	9	7.8	0	0	.318
2017	Syracuse	2	2	4.88	5	5	0	0	0	27.2	33	16	15	3	0	8	22	7.2	3	0	.297
	Washington	5	3	5.01	13	13	0	0	0	73.2	88	44	41	16	1	20	68	8.3	2	0	.297
MINORS TOTALS		22	25	3.72	86	84	0	0	0	416.2	411	188	172	27	17	119	344	7.4	19	0	.258
MLB TOTALS		17	13	3.95	48	45	0	0	0	255.1	260	120	112	32	9	70	230	8.1	5	0	.264

* - Rehab assignment

CAREER BATTING RECORD

YEAR	CLUB	AVG	G	AB	R	H	TB	2B	3B	HR	RBI	SH	SF	HP	BB	SO	SB	CS	OBP	SLG	OPS	E
2017	Washington	.182	19	33	1	6	8	2	0	0	1	3	0	0	1	16	0	0	.206	.242	.448	0
MLB TOTALS		.188	58	101	5	19	23	4	0	0	2	5	0	1	4	42	0	0	.226	.228	.454	2

2016 POSTSEASON

RD.	CLUB	OPP	W	L	ERA	G	GS	CG	SHO	GF	SV	IP	H	R	ER	HR	HB	BB	SO	WP	BK	BAA
NLDS	WSH	vs. LAD	0	0	13.50	1	1	0	0	0	0	2.2	3	4	4	1	2	2	3	0	0	.269
TOTALS			0	0	13.50	1	1	0	0	0	0	2.2	3	4	4	1	2	2	3	0	0	.269

CAREER

Tall, athletic right-handed pitcher with smooth mechanics and a downhill delivery that deceives hitters, especially righties...Uses a power sinking two-seam fastball and a sharp slider to get batters out...Commands the strike zone, having issued just 70 walks and posting a 3.29 strikeout-to-walk ratio during his first three big league seasons...Displays composure and mound presence beyond his years...Burst on the Major League scene in 2015 after being acquired as part of a three-team deal, that also yielded infielder Trea Turner in December of 2014.

2017

Had his third season in Washington cut short after undergoing "Tommy John" ligament replacement surgery in July...Made his final start of the season on July 9 vs. ATL...In previous four starts, was 2-1 with a 2.36 ERA (7 ER/26.2 IP), 22 strikeouts and eight walks...Struck out a career-high 12 batters on June 8 vs. BAL...Matched a career high with 8.0 innings on May 23 vs. SEA (8.0 IP, 5 H, ER, 6 SO)...Opened the season by receiving 62 runs of support, the most in MLB history through a pitcher's first four starts of the season, per *Elias*...His 10.14 average run support would have been first in MLB, if qualified...Opened the season with Triple-A Syracuse, but was recalled on April 19...Was optioned to Triple-A Syracuse on May 1 before being recalled on May 23.

AWARDS AND HONORS

- 2014..... San Diego's No. 4 prospect per *Baseball America*
- 2014..... California League All-Star (mid-season)
- 2014..... California League Pitcher of the Week (May 5)
- 2013..... Midwest League All-Star (mid-season)
- 2013..... Midwest League Pitcher of the Week (April 15)

MOST STRIKEOUTS BY A ROOKIE IN A SINGLE GAME NATIONALS HISTORY (2005-present)

ROOKIE Ks	RD.	DATE	PITCHER	OPPONENT	LOCATION	STRIKEOUTS
14	1.	6/8/2010	Stephen Strasburg	Pittsburgh Pirates	Nationals Park	14
11	T2.	4/17/2008	John Lannan	New York Mets	Shea Stadium	11
11	T2.	6/19/2015	Joe Ross	Pittsburgh Pirates	Nationals Park	11
11	T2.	8/18/2016	Reynaldo Lopez	Atlanta Braves	Turner Field	11
10	4.	6/18/2010	Stephen Strasburg	Chicago White Sox	Nationals Park	10



2016

Began the season in Washington's rotation before being placed on the disabled list on July 3...Missed 66 games due to right shoulder inflammation... Posted a 2.79 ERA (3 ER/9.2 IP) with 14 strikeouts against just three walks in three games after reinstatement on Sept. 18...Posted a 19.2 scoreless innings streak from April 10 to April 30, the longest of any Washington pitcher and 13th-longest in the NL in 2016...Struck out 28 batters against just four walks (7.0 strikeout-to-walk ratio) over his five starts prior to his DL stint...Surrendered a home run to Nick Castellanos on May 10 vs. DET, the first home run he had allowed in 160 at bats, a streak that dated to August, 2015...He entered that game as the only qualified (3.09 batters faced/ team game) starting pitcher in MLB to not allow a home run to that point in 2016, and, via the *Elias Sports Bureau*, his 160 at-bat streak was the third longest in MLB at that time behind only CIN's RHP Blake Wood (174 at-bats) and BOS's RHP Carson Smith (172 at-bats)...Ross made his first Postseason appearance, starting Game 4 of the NLDS at Los Angeles.

2015

In first season in Washington's system, started at Double-A Harrisburg before having his contract selected on June 6 and made his MLB debut that day vs. CHI (5.0 IP, 6 H, 3 ER, 4 SO)...Solidified with his next two starts, June 13 at MIL (8.0 IP, 7 H, 2 R, 2 ER, BB, 8 SO) and June 19 vs. PIT (7.1 IP, 6 H, R, ER, BB, 11 SO)...With that 11 K effort, Ross became just the third rookie to strike out at least 10 batters in a game in Nationals history, joining RHP Stephen Strasburg (14 - 6/8/10; 10 - 6/18/10) and LHP John Lannan (11- 4/7/08)...Allowed three or fewer earned runs in his first seven career starts, tying LHP Micah Bowie (7 GS, 5/20-6/22/2007) for the second-longest such streak by a starting pitcher to begin a career in Nationals history (2005-present)...Made 13 starts before moving to the bullpen for the final three weeks of the season...Ranked among National League rookie starting pitchers (min. 13 GS) in on-base percentage (2nd, .280), WHIP (3rd, 1.11), fewest walks (4th, 21), strikeout-to-walk ratio (5th, 3.29) and strikeouts per nine innings (8th, 8.10)...Set a Nationals record (2005-present) by starting his career facing 51 consecutive batters before issuing his first walk (June 13 at MIL - A. Lind)...Prior to Yasiel Puig's home run on August 11 at LAD, Ross faced 100 right-handed batters before surrendering an extra base hit...Right-handed batters hit just .172 (26-for-151) with one double, one triple, three home runs, 14 RBI, six walks and 42 strikeouts... When promoted, Ross ranked among Eastern League pitchers in ERA (T10th, 2.81) and strikeouts (4th, 54)...His 54 strikeouts led Washington Minor Leaguers while his 2.81 ERA was good for fourth...Was rated by *Baseball America* as the No. 8 prospect in the Eastern League following the season... He entered the season rated as the No. 96 prospect in all of baseball...Prior to being traded to the Nationals, was rated by *Baseball America* as the No. 4 prospect in San Diego's chain.

2014

Earned an invite to San Diego's Major League Spring Training...Went a combined 10-6 with a 3.92 ERA in 23 games (22 starts) between Single-A Lake Elsinore and Double-A San Antonio...While with Lake Elsinore, he was named a California League mid-season All-Star and CL Pitcher of the Week on May 5...He was promoted to Double-A in mid-July...Following the season, was rated by *Baseball America* as the No. 6 prospect in the Single-A California League...Entered the season rated as the No. 10 prospect in San Diego's chain, per *Baseball America*.

2013

Spent the entire season with Single-A Fort Wayne, making a career-high 23 starts...Was named a Midwest League All-Star (mid-season) and Pitcher of the Week on April 15...Following the season, was rated by *Baseball America* as the No. 14 prospect in the Midwest League.

2012

In his first full professional season, appeared in 15 games (15 starts) between Single-A Fort Wayne, Single-A Eugene and the AZL Padres...Entered the season rated as the No. 10 prospect in San Diego's chain, per *Baseball America*.

PERSONAL

Joseph Andrew Ross...Attended Bishop O'Dowd High School in Oakland, Calif...Went 5-4 with a 0.92 ERA during his senior season...Committed to play baseball at UCLA before signing with the San Diego Padres following the 2011 First-Year Player Draft...Older brother, Tyson, has appeared in 153 Major League games for Oakland (2010-12) and San Diego (2013-16).

CAREER TRANSACTIONS

2011 Selected by SDP in first round (No. 25 overall) of First-Year Player Draft.
2014 Acquired by Washington with a player to be named (INF Trea Turner) from SDP in exchange for OF Steven Souza Jr. and LHP Travis Ott, both of whom went to TBR. SDP acquired OF Wil Myers, C Ryan Hanigan, LHP Jose Castillo and RHP Gerardo Reyes from TBR. TBR acquired C Rene Rivera, 1B Jake Bauers, and RHP Burch Smith from SDP, Dec. 14.

SIGNED BY

Noah Jackson (Padres)

CAREER FIELDING

YEAR / POS.	PCT.	G	PO	A	E	TC	DP
2017 / P	1.000	13	1	8	0	9	0
Career / P	.957	48	11	34	2	47	1

CAREER BESTS

LONGEST START.....8.0 IP, 2x; Last: 5/23/17 vs. SEA
 WINNING STREAK.....4 games, 5/26/16 - 6/27/16
 MOST SINGLE-GAME K'S.....12, 6/8/17 vs. BAL
 CAREER 10-K GAMES (2).....6/8/17 vs. BAL (12)
 6/19/15 vs. PIT (11)
 HOME RUNS HIT.....None

ROSS



ADRIAN SANCHEZ • INF

adriansnz




BATS: Right **THROWS:** Right **HEIGHT:** 6'0" **WEIGHT:** 216

BORN: 8/16/90 Maracaibo, VEN

'18 OPENING DAY AGE: 27

MLB SERVICE: 0.094

OBTAINED: Signed as a non-drafted free agent, Jan. 21, 2007



SANCHEZ CAREER RECORD

YEAR	CLUB	AVG	G	AB	R	H	TB	2B	3B	HR	RBI	SH	SF	HP	BB	SO	SB	CS	OBP	SLG	OPS	E
2007	DSL Nationals	.269	42	145	21	39	55	11	1	1	19	4	0	7	12	25	4	3	.354	.379	.733	13
2008	DSL Nationals	.282	58	227	40	64	88	13	1	3	32	4	4	3	19	36	21	3	.340	.388	.728	7
2009	GCL Nationals	.246	24	65	13	16	23	7	0	0	5	4	2	0	3	6	3	0	.271	.354	.625	8
2010	GCL Nationals	.378	29	119	23	45	64	10	0	3	21	3	1	2	15	4	2	.395	.538	.933	8	
	Hagerstown	.317	25	104	15	33	37	1	0	1	15	1	0	2	0	18	0	2	.330	.356	.686	8
2011	Hagerstown	.262	131	538	75	141	190	30	5	3	51	8	4	10	17	71	25	12	.295	.353	.648	20
2012	Potomac	.269	101	375	46	101	136	20	3	3	32	8	1	5	11	59	25	16	.298	.363	.661	10
2013	Potomac	.241	120	428	43	103	128	14	4	1	42	10	2	6	17	61	8	4	.278	.299	.577	18
2014	Potomac	.271	29	96	6	26	31	3	1	0	9	0	3	2	5	14	4	1	.311	.323	.634	6
	Harrisburg	.223	89	269	34	60	75	6	0	3	29	1	2	3	23	42	7	3	.290	.279	.569	11
2015	Harrisburg	.246	59	179	21	44	60	11	1	1	15	3	1	0	11	22	3	2	.288	.335	.623	6
	Potomac	.343	19	67	10	23	31	5	0	1	6	1	0	0	5	6	5	1	.389	.463	.852	0
	GCL Nationals	.455	4	11	3	5	8	0	0	1	1	0	0	0	0	0	1	1	.455	.727	1.182	0
2016	Harrisburg	.254	97	299	24	76	99	17	3	0	25	4	3	5	14	42	6	1	.296	.331	.627	6
	Syracuse	.216	14	51	4	11	12	1	0	0	3	0	0	0	1	7	1	0	.231	.235	.466	4
2017	Harrisburg	.250	5	16	4	4	7	0	0	1	3	0	0	0	1	3	0	0	.294	.438	.732	1
	Syracuse	.244	72	258	37	63	92	15	1	4	18	2	3	1	19	47	4	1	.295	.357	.652	13
	Washington	.268	34	71	6	19	26	7	0	0	11	2	0	1	1	25	0	2	.288	.366	.654	1
	MINORS TOTALS	.263	919	3252	419	854	1136	164	20	26	326	53	26	46	160	475	121	52	.304	.349	.654	139
	MLB TOTALS	.268	34	71	6	19	26	7	0	0	11	2	0	1	1	25	0	2	.288	.366	.654	1

CAREER

A veteran of more than 900 Minor League games across 11 professional seasons made his Major League debut during the 2017 season...Versatility has allowed him to appear at second base (395 MiLB G), third base (213 MiLB G), shortstop (173 MiLB G) and left field (8 MiLB G)...Was signed as a 16-year-old by then Assistant General Manager, Mike Rizzo at a tryout camp in Maracaibo, Venezuela.

2017

Appeared in 77 games between Double-A Harrisburg and Triple-A Syracuse, hitting .245 with 15 doubles, one triple, five homers, 21 RBI, 20 walks and 41 runs scored...Five home runs were a career high...Had his contract selected on June 30 and eventually enjoyed two stints in D.C...Made his MLB debut on June 30 at STL (Def. Replacement)...Made his first start on July 3 vs. NYM...Recorded his first MLB hit and scored the game-winning run, July 7 vs. ATL...Hit 12-for-39 (.308) with six doubles and nine RBI in his final 11 MLB starts...Played stellar defense, appearing at second base (10 G), shortstop (8 G), and third base (7 G)...Went 8-for-16 (.500) with three doubles, 10 RBI and one walk with runners in scoring position.

2016

Advanced to Triple-A Syracuse for the first time in his career...Played in 111 games, his most since 2014.

2015

Hit .280 with 16 doubles, one triple, three homers, 22 RBI and 34 runs scored in 82 games for Double-A Harrisburg, Single-A Potomac and the GCL Nationals.

2014

Advanced to Double-A Harrisburg for the first time after beginning the season with Single-A Potomac.

2013

Spent the entire season with Single-A Potomac, his second full season in the Carolina League.

2012

Advanced to Single-A Potomac for the first time in his career...Spent the entire season with the P-Nats.

AWARDS AND HONORS

- 2015..... Carolina League Player of the Week (June 29)
- 2012..... Washington's No. 28 prospect, per *Baseball America*
- 2011..... Washington's No. 17 prospect, per *Baseball America*



2011

Played in a career-high 131, setting career marks in nearly every offensive category...Many of those marks still stand entering 2018.

2010

Began the season with the GCL Nationals before joining Single-A Hagerstown...Hit .350 with 11 doubles, four homers, 36 RBI and 38 runs scored in 54 games between the two stops.

2009

Played 24 games in his first domestic season with the GCL Nationals.

2008

Played his second professional season with the Dominican Summer League Nationals.

2007

Debuted for the Dominican Summer League Nationals.

PERSONAL

Adrian Arturo Sanchez

CAREER TRANSACTIONS

2007 Signed as a non-drafted free agent, Jan. 21.

SIGNED BY

Mike Rizzo and Dana Brown (Nationals)

CAREER FIELDING

YEAR / POS.	PCT.	G	PO	A	E	TC	DP
2017 / 2B	1.000	10	13	14	0	27	1
2017 / SS	.966	8	10	18	1	29	4
2017 / 3B	1.000	7	1	13	0	14	3
CAREER / 2B	1.000	10	13	14	0	27	1
CAREER / SS	.966	8	10	18	1	29	4
CAREER / 3B	1.000	7	1	13	0	14	3

CAREER BESTS

SINGLE-GAME HITS	3, 8/8/17 vs. MIA
SINGLE-GAME RBI	3, 8/26/17 vs. NYM
HITTING STREAK	5 games, 8/2/17 - 8/10/17
MULTI-HR GAMES	None
CAREER GRAND SLAMS	None
CAREER PINCH HOMERS	None
CAREER WALK-OFF HOMERS	None

SANCHEZ



NATIONALS PARK
COMMUNITY RELATIONS
DREAM FOUNDATION
YOUTH BASEBALL ACADEMY
FRONT OFFICE | OWNERSHIP
MANAGER | COACHING STAFF

PLAYERS

2017 IN REVIEW

HISTORY AND RECORDS

SCOUTING | RESEARCH | PLAYER DEV.

MEDIA



MAX SCHERZER • RHP

maxscherzer31
@Max_Scherzer



BATS: Right THROWS: Right HEIGHT: 6'3" WEIGHT: 215

BORN: 7/27/84 St. Louis, MO

'18 OPENING DAY AGE: 33

MLB SERVICE: 9.079

OBTAINED: Signed as a free agent,
Jan. 21, 2015



31

SCHERZER CAREER RECORD

YEAR	CLUB	W	L	ERA	G	GS	CG	SHO	SV	IP	H	R	ER	HR	HB	BB	SO	SO/9	WP	BK	BAA
2007	Ft. Worth	1	0	0.56	3	3	0	0	0	16.0	9	2	1	0	1	4	25	14.1	2	1	.164
	Visalia	2	0	0.53	3	3	0	0	0	17.0	5	1	1	0	1	2	30	15.9	0	0	.089
	Mobile	4	4	3.91	14	14	0	0	0	73.2	64	38	32	3	4	40	76	9.3	3	0	.235
2008	Tucson	1	1	2.72	13	10	0	0	0	53.0	35	19	16	2	2	22	79	13.4	1	0	.182
	Arizona	0	4	3.05	16	7	0	0	0	56.0	48	24	19	5	5	21	66	10.6	2	0	.234
2009	Visalia	0	0	1.93	1	1	0	0	0	4.2	1	2	1	0	1	4	5	9.6	0	0	.067
	Arizona	9	11	4.12	30	30	0	0	0	170.1	166	94	78	20	10	63	174	9.2	5	1	.253
2010	Detroit	12	11	3.50	31	31	0	0	0	195.2	174	84	76	20	7	70	184	8.5	8	0	.244
	*Toledo	2	0	0.60	2	2	0	0	0	15.0	4	1	1	0	0	2	17	10.2	0	0	.083
2011	Detroit	15	9	4.43	33	33	0	0	0	195.0	207	101	96	29	7	56	174	8.0	12	0	.272
2012	Detroit	16	7	3.74	32	32	0	0	0	187.2	179	82	78	23	5	60	231	11.1	2	1	.250
2013	Detroit	21	3	2.90	32	32	0	0	0	214.1	152	73	69	18	4	56	240	10.1	6	1	.198
2014	Detroit	18	5	3.15	33	33	1	1	0	220.1	196	80	77	18	6	63	252	10.3	10	1	.238
2015	Washington	14	12	2.79	33	33	4	3	0	228.2	176	74	71	27	5	34	276	10.9	10	1	.208
2016	Washington	20	7	2.96	34	34	1	0	0	228.1	165	77	75	31	6	56	284	11.2	2	1	.199
2017	Washington	16	6	2.51	31	31	2	0	0	200.2	126	62	56	22	11	55	268	12.0	4	0	.178
MINORS TOTALS		9	5	2.81	33	30	0	0	0	163.1	109	61	51	5	8	70	207	11.4	4	0	.187
MLB TOTALS		141	75	3.30	305	296	8	4	0	1897.0	1589	751	695	213	66	534	2149	10.2	61	6	.226

* - Rehab Assignment

CAREER BATTING RECORD

YEAR	CLUB	AVG	G	AB	R	H	TB	2B	3B	HR	RBI	SH	SF	HP	BB	SO	SB	CS	OBP	SLG	OPS	E
2016	Washington	.161	30	62	4	10	13	0	0	1	5	6	0	0	4	16	0	0	.212	.210	.422	1
MLB TOTALS		.182	150	280	17	51	58	4	0	1	21	35	0	0	12	92	0	0	.216	.207	.423	12

2011 POSTSEASON

RD.	CLUB, OPP	W	L	ERA	G	GS	CG	SHO	GF	SV	IP	H	R	ER	HR	HB	BB	SO	WP	BK	BAA
ALDS	DET vs. NYY	1	0	1.23	2	1	0	0	0	0	7.1	4	1	1	0	1	4	7	0	0	.154
ALCS	DET vs. TEX	0	1	9.72	2	2	0	0	0	0	8.1	11	9	9	1	0	5	7	0	0	.306
TOTALS		1	1	5.74	4	3	0	0	0	0	15.2	15	10	10	1	1	9	14	0	0	.242

2012 POSTSEASON

RD.	CLUB, OPP	W	L	ERA	G	GS	CG	SHO	GF	SV	IP	H	R	ER	HR	HB	BB	SO	WP	BK	BAA
ALDS	DET vs. OAK	0	0	0.00	1	1	0	0	0	0	5.1	3	1	0	0	0	1	8	1	0	.158
ALCS	DET vs. NYY	1	0	1.59	1	1	0	0	0	0	5.2	2	1	1	0	0	2	10	0	0	.100
WS	DET vs. SFG	0	0	4.26	1	1	0	0	0	0	6.1	7	3	3	1	0	1	8	0	0	.280
TOTALS		1	0	2.08	3	3	0	0	0	0	17.1	12	5	4	1	0	4	26	1	0	.188

2013 POSTSEASON

RD.	CLUB, OPP	W	L	ERA	G	GS	CG	SHO	GF	SV	IP	H	R	ER	HR	HB	BB	SO	WP	BK	BAA
ALDS	DET vs. OAK	2	0	3.00	2	1	0	0	0	0	9.0	6	3	3	1	0	4	13	1	0	.188
ALCS	DET vs. BOS	0	1	2.70	2	2	0	0	0	0	13.1	6	4	4	0	2	7	21	1	0	.140
TOTALS		2	1	2.82	4	3	0	0	0	0	22.1	12	7	7	1	2	11	34	2	0	.160

2014 POSTSEASON

RD.	CLUB, OPP	W	L	ERA	G	GS	CG	SHO	GF	SV	IP	H	R	ER	HR	HB	BB	SO	WP	BK	BAA
ALDS	DET vs. BAL	0	1	6.14	1	1	0	0	0	0	7.1	7	5	5	2	1	1	6	0	0	.259
TOTALS		0	1	6.14	1	1	0	0	0	0	7.1	7	5	5	2	1	1	6	0	0	.259

2016 POSTSEASON

RD.	CLUB, OPP	W	L	ERA	G	GS	CG	SHO	GF	SV	IP	H	R	ER	HR	HB	BB	SO	WP	BK	BAA
NLDS	WSH vs. LAD	0	1	3.75	2	2	0	0	0	0	12.0	10	5	5	3	1	2	12	1	0	.233
TOTALS		0	1	3.75	2	2	0	0	0	0	12.0	10	5	5	3	1	2	12	1	0	.233



2017 POSTSEASON

RD.	CLUB	OPP	W	L	ERA	G	GS	CG	SHO	GF	SV	IP	H	R	ER	HR	HB	BB	SO	WP	BK	BAA
NLDS	WSH	vs. CHI	0	1	3.68	2	1	0	0	0	0	7.1	4	5	5	0	2	4	8	0	0	.154
TOTALS			0	1	3.68	2	1	0	0	0	0	7.1	4	5	5	0	2	4	8	0	0	.154

ALL-STAR GAME RECORD

YEAR	CLUB	OPP	W	L	ERA	G	GS	CG	SHO	SV	IP	H	R	ER	HR	HB	BB	SO	SO/9	WP	BK	BAA
2013	AL	at NYM*	0	0	0.00	1	1	0	0	0	1.0	0	0	0	0	0	1	9.0	0	0	0	.000
2014	AL	at MIN	1	0	0.00	1	0	0	0	0	1.0	1	0	0	0	0	2	18.0	0	0	0	.250
2015	NL	at CIN	DID NOT PITCH																			
2016	NL	at SDP	0	0	0.00	1	0	0	0	0	1.0	0	0	0	0	0	1	9.0	0	0	0	.000
2017	NL	at MIA*	0	0	0.00	1	1	0	0	0	1.0	1	0	0	0	0	2	18.0	0	0	0	.000
TOTALS			1	0	0.00	4	2	0	0	0	4.0	2	0	0	0	0	6	13.5	0	0	0	.100

CAREER

Polished veteran right-hander, three-time Cy Young Award Winner and five-time consecutive All-Star signed a historic seven-year contract with Washington on Jan. 21, 2015...Joined the Nationals after seven Major League seasons with the Detroit Tigers (2010-14) and Arizona Diamondbacks (2008-09)...Scherzer is one of just 10 pitchers in Major League history to take home the Cy Young Award three or more times, having claimed the 2013 American League Cy Young and the 2016 National League awards...He joins Roger Clemens (7), Randy Johnson (5), Steve Carlton (4), Greg Maddux (4), Sandy Koufax (3), Pedro Martinez (3), Jim Palmer (3), Tom Seaver (3) and Clayton Kershaw (3) on that list...Hall of Famers Gaylord Perry, Martinez, and Johnson, as well as Clemens and Roy Halladay join Scherzer as the only pitchers to win the award in both leagues...In his first two seasons in Washington, he became just the fifth pitcher in MLB history to throw two no-hitters in the same regular season (2015) and joined Hall of Famer Randy Johnson as the only pitchers in MLB history to have a no-hitter and a 20-strikeout game (2016) on their resume...Helped the Nationals become the first team since the Milwaukee Braves (Aug. 18, 1960 - April 28, 1961) to throw three no-hitters in a 162-game span (Jordan Zimmermann, Game No. 162, 2014; Scherzer, Games No. 69 & 161, 2015)...Has made at least 30 starts each season since his debut in 2009, while posting double-digit wins in seven straight years (2010-17)...Leads all active starters and ranks second in MLB history with a career 10.2 strikeouts per 9.0 IP (Randy Johnson - 10.6)...Is the only pitcher in MLB with an active streak of six-plus seasons with at least 200 SO...Is one of 25 pitchers in MLB (since 1913) to post at least six seasons of 200+ strikeouts...The only other active pitchers to do so are Zack Greinke (6), Clayton Kershaw (6), Felix Hernandez (6), and Justin Verlander (6)...Is the only active pitcher with more than two seasons of at least 276 strikeouts...His 64 games of 10+ strikeouts are 11th-most in MLB history (since 1913) and most among active pitchers...Is one of just 12 pitchers in MLB history (since 1913) with at least 34 games of at least 10 strikeouts and one earned run or fewer allowed...Crossed the 250-strikeout mark for four consecutive years (2014-17)...In doing so, he became the fourth pitcher in MLB history to compile four consecutive seasons or more with 250+ strikeouts (per Elias)...He joined: Randy Johnson (1997-2002), Ferguson Jenkins (1968-71) & Pedro Martinez (1997-2000), all Hall of Famers...Reached 2,000 strikeouts in 1,784.0 career IP, the third-fastest pitcher in Major League history (in terms of IP) to reach the 2,000-strikeout mark...Since joining the Nationals in 2015, has taken a no-hitter into the sixth inning 11 times in 98 starts (11%).

2017

In his third year in Washington, Scherzer - yet again - placed himself among the top pitchers in MLB and solidified his standing as one of the best in history with his third Cy Young Award...In doing so, he became the first pitcher to win his league's Cy Young Award in back-to-back seasons since Clayton Kershaw took home the honors in 2013 and 2014...Scherzer led the National league in a majority of the significant pitching categories (see info boxes that follow)...He went 16-6 with a 2.51 ERA in 31 starts...Was historically good in the season's first half...Went 10-5 with a 2.10 ERA in 18 starts prior to the All-Star break...Also posted a 0.78 WHIP...That was the fourth-best mark in MLB history (since 1913) among starting pitchers...From May 26 to June 21, he struck out at least 10 batters in six straight games...His six straight 10+ strikeout games was the longest streak in the NL this season, and in Nationals history (2005-pres.)...Was named to his fifth straight All Star Game...Started for the National League squad and tossed a dominant inning, coaxing a ground out from Jose Altuve, and striking out Aaron Judge and George Springer to strand Jose Ramirez...With 12.02 SO/9.0 IP for the season at 12.02, was just the fourth pitcher in MLB history to average as many as 12 SO/9.0 IP over a season of 200-plus innings: Randy Johnson did it six times (1995, 1997-2001), Pedro Martinez (1999) and Chris Sale (2017)...Scherzer (2nd, 2.51), along with Stephen Strasburg (3rd, 2.52) and Gio Gonzalez (5th, 2.96), helped the Nationals become the first team with three starting pitchers ranking in the top five in the National League in ERA in 21 years (since the 1996 Atlanta Braves), according to the *Elias Sports Bureau*...Struck out a season-high 14 batters on June 6 at Los Angeles Dodgers (7.0 IP, 3 H, R, 2 BB, 14 SO)...Tossed 9.0 dominant innings on May 31 at SFG (9.0 IP, 5 H, ER, 11 SO)...Clubbed his first career home run on Aug. 1 at MIA (O'Grady)...Tossed 6.1 strong innings in Game 3 of the NLDS...Struck out seven batters, walked three while allowing just one hit and one run along the way...Did not earn the win as the Cubs pulled away, 2-1...Endured his first disabled list stint since 2009 when he was placed on the 10-day DL with left neck inflammation from Aug. 19-28.

AWARDS AND HONORS

- 2017..... National League Cy Young Award (BBWAA)
- 2017..... Sporting News Pitcher of the Year (NL)
- 2017..... Arizona Fall League Hall of Fame Member
- 2017..... MLB Players Choice Most Outstanding Pitcher
- 2017..... National League All-Star at MIA
- 2017..... National League Pitcher of the Month (June)
- 2016..... National League Cy Young Award (BBWAA)
- 2016..... Sporting News Pitcher of the Year (NL)
- 2016..... National League All-Star at SDP
- 2015..... National League All-Star at CIN
- 2015..... National League Pitcher of the Month (June)
- 2015..... National League Pitcher of the Month (May)
- 2015..... National League Pitcher of the Week (October 4)
- 2015..... National League Pitcher of the Week (June 21)
- 2014..... American League All-Star at MIN
- 2013..... American League Cy Young Award (BBWAA)
- 2013..... MLB Players Choice Outstanding Pitcher (AL)
- 2013..... Sporting News Pitcher of the Year (NL)
- 2013..... American League All-Star at NYM
- 2013..... American League Pitcher of the Week (June 24)
- 2013..... MLB Players Choice Award (Outstanding Pitcher)
- 2008..... Arizona's Rookie of the Year
- 2007..... Arizona Fall League Rising Star
- 2007..... Arizona's No. 4 prospect per *Baseball America*

NATIONALS PARK
COMMUNITY RELATIONS
FOUNDAION
DREAM FOUNDATION
YOUTH BASEBALL ACADEMY
FRONT OFFICE OWNERSHIP
MANAGER | COACHING STAFF
PLAYERS
IN REVIEW
HISTORY AND RECORDS
SCOUTING | RESEARCH | PLAYER DEV.



SCHERZER, MAX

2017 NATIONAL LEAGUE CY YOUNG

Nationals right-handed pitcher **Max Scherzer** led, or ranked near the top of the National League in a majority of categories in 2017, including:

CATEGORY	NUMBER	N.L. RANK	CATEGORY	NUMBER	N.L. RANK
Strikeouts	268	1st	Complete Games	2	T1st
WHIP	0.90	1st	ERA	2.51	2nd
Opp. AVG	.178	1st	Strikeouts per 9.0 IP	12.02	2nd
Opp. OPS	.566	1st	Opp. OBP	.247	2nd
Hits per 9.0 IP	5.65	1st	Strikeout-to-walk Ratio	4.87	3rd
FanGraphs.com WAR	6.0	1st	Wins	16	4th
Baseball-Reference.com WAR	7.2	1st	Innings Pitched	200.2	7th
Quality Starts	22	T1st	Home Runs per 9.0 IP	0.98	10th

2016

Put together a historic season en route to earning his second Cy Young Award...In doing so, he became the first player in Nationals history (2005-present) to take home baseball's top pitching honor and just the second in franchise history (Nationals/Expos), joining only Pedro Martinez (1997)...Scherzer led the National league in a majority of the significant pitching categories (see info boxes that follow)...He went 20-7 with a 2.96 ERA in a career-high 34 starts...He tallied a career-high and Nationals record (2005-pres.) 284 strikeouts...His season was highlighted by yet another historic performance, striking out 20 Detroit Tigers on May 11 to become just the fourth pitcher in MLB history to strike out 20 batters in a nine-inning game (see info box below)...Was named an All-Star for the fourth consecutive season...He was 10-3 with a 3.03 ERA in the season's first half, won at least 10 games before the All-Star break for the fourth consecutive season...Via the *Elias Sports Bureau*, over the last 20 years, only two other pitchers reached double digits in wins prior to the break in each of four consecutive seasons: Greg Maddux (1997-2001) and Roy Halladay (2005-11)...The NL's only 20-game winner capped his 2016 on an eight-game winning streak...Washington was 10-0 in those 10 starts (8-0, 3.34 ERA)...From June 1 through the end of the season, he went 15-3 with a 2.44 ERA...Struck out 194 batters, walked 34 and posted a 0.91 WHIP in this 23-game span (0.91 WHIP).

2016 NATIONAL LEAGUE CY YOUNG

Nationals right-handed pitcher **Max Scherzer** led, or ranked near the top of the National League in a majority of categories in 2016, including:

CATEGORY	NUMBER	N.L. RANK	CATEGORY	NUMBER	N.L. RANK
Strikeouts	284	1st	Left on Base Percentage	81.7%	2nd
WHIP	0.97	1st	FanGraphs.com WAR	5.6	3rd
Opponent On-Base Percentage	.254	1st	Strikeouts per nine innings	11.19	3rd
Strikeout-to-Walk Ratio	5.07	1st	Win Probability Added	3.60	4th
Quality Starts	26	T1st	Fielding Independent Pitching	3.28	5th
Innings Pitched	228.1	1st	Opponent OPS	.619	5th
Hits allowed per nine innings	6.50	2nd	ERA	2.96	8th

MAKING HISTORY

- Scherzer joined an exclusive club on May 11, 2016 vs. the Detroit Tigers as he became just the fourth pitcher in Major League history to strike out 20 batters in a nine-inning game...He joined Randy Johnson (May 8, 2001), Kerry Wood (May 6, 1998) and Roger Clemens (Sept. 18, 1996 & April 29, 1986)...Scherzer, who in 2015 became just the fifth pitcher in MLB history to throw two no-hitters in the same regular season, joined Johnson as the only pitchers in MLB history to have a no-hitter and a 20-strikeout game on his resume.
- Scherzer's 20 K's marked a Nationals record (2005-pres.), a franchise record (Nationals/Expos) and the most in D.C.-baseball history since Tom Cheney struck out 21 batters on Sept. 12, 1962 at Baltimore, but in a 16-inning performance...In Scherzer's three historic performances with WSH (two no-hitters, 20-K game), he has combined for 47 strikeouts and no walks.
- According to the *Elias Sports Bureau*, Scherzer's 20 strikeouts against the Tigers, for whom he pitched from 2010-14, are the most any pitcher has recorded in a game against his former team in MLB history.

2015

In his first season with Washington, earned his third consecutive All-Star selection, going 14-12 with a 2.79 ERA in 33 starts...The 33 starts matched a career high...Became the fifth pitcher in Major League history to throw two no-hitters in the same regular season with his magnificent performances on June 20 vs. PIT and Oct. 3 at NYM...They were the second and third no-hitters in Nationals history (See page 299 in History and Records section for detailed accounts)...Joined Johnny Vander Meer (1938), Allie Reynolds (1951), Virgil Trucks (1952) and Nolan Ryan (1973) as the only pitchers ever to throw two no-hitters in the same regular season, and you can add Roy Halladay (2010) to that list if you include the postseason...His then-career-high 17 strikeouts in no-hitter on Oct. 3 at NYM set a Nationals single-game record...According to the *Elias Sports Bureau*, Scherzer's 17 strikeouts tied Nolan Ryan (vs. DET, 7/15/73) for the MLB record for strikeouts in a no-hitter...Is the first pitcher in MLB history to throw two no-hitters in the same season without walking a single batter in either outing...Is the first to throw no-hitters against two postseason-bound teams in the same season...Led Major League Baseball with a 7.62 strikeout-to-walk ratio...That number ranked 13th in MLB history (since 1914)...His then-career-high 276 strikeouts ranked second in MLB and broke RHP Stephen Strasburg's Nationals (2005-present) single-season mark of 242 in 2014...Also ranked among MLB pitchers in opponent OBP (4th, .242) and WHIP (4th, 0.92)...Ranked in the NL in complete games (T1st, 4), shutouts (T1st, 3), strikeouts per nine innings (2nd, 10.9), innings pitched (3rd, 238.2), ERA (8th, 2.79), and opp. slugging percentage (11th, .358)... Earned back-to-back National League Pitcher of the Month (May/June) and National League Player of the Week honors (June 15-21)...Tossed back-to-back complete games, June 14 at MIL and June 20 vs. PIT...Per *Elias*, is the fifth pitcher in the Modern Era to allow one hit or fewer in back-to-back complete games.

2014

In his final season with the Tigers, went 18-5 with a 3.15 ERA en route to his second consecutive All-Star selection...Ranked among American League pitchers in wins (T1st, 18), winning percentage (2nd, .783), strikeouts per nine innings (2nd, 10.29), strikeouts (3rd, 252), innings pitched (5th, 220.1 IP), quality starts (T8th, 22) and ERA (9th, 3.15)...2014 marked the second straight season in which he led the AL (or tied for the lead) in wins... Established new single-season career highs with 220.1 innings pitched and 252 strikeouts...His strikeout total ranked as the sixth-highest single-season total in DET club history...Finished the season with an 18-5 record, a 3.15 ERA and 252 strikeouts...According to the *Elias Sports Bureau*, this marked the second time in MLB history that a pitcher, in consecutive seasons: won at least 15 games, lost no more than five, and struck out 200 or more batters, joining Sandy Koufax in 1963 and 1964... Named one of six finalists for the 2014 Marvin Miller Man of the Year Award...Struck out at least seven batters in each of his first seven starts...Became the first player in DET history to do so and the first player in the majors to do so since SFG's Tim Lincecum in 2010... On July 12 at CWS, making his 179th career start, threw his first career complete game (9.0 IP, 3 H, 3 BB, 8 K)...Earned the win in the 2014 All-Star Game...Struck out a season-high 14 batters on Aug. 14 vs. PIT.

RANKINGS AMONG ACTIVE MAJOR LEAGUE PITCHERS

MAX POWER

RK	PLAYER	CAREER SO/9.0 IP
1.	Max Scherzer	10.2
2.	Clayton Kershaw	9.86
3.	Francisco Liriano	9.18
4.	Madison Bumgarner	8.84
5.	Gio Gonzalez	8.76

RK	PLAYER	CAREER SO/BB
1.	Madison Bumgarner	4.33
2.	Clayton Kershaw	4.18
3.	Max Scherzer	4.02
4.	David Price	3.77
5.	Zack Greinke	3.76

RK	PLAYER	STRIKEOUTS (SINCE '12)
1.	Max Scherzer	1551
2.	Chris Sale	1441
3.	Clayton Kershaw	1375
4.	Justin Verlander	1201
5.	Corey Kluber	1196

RK	PLAYER	CAREER OPP. AVG
1.	Clayton Kershaw	.206
2.	Max Scherzer	.226
3.	Madison Bumgarner	.233
4.	Justin Verlander	.235
5.	David Price	.236

RK	PLAYER	WINS (SINCE '12)
1.	Max Scherzer	105
2.	Clayton Kershaw	97
3.	Zack Greinke	96
4.	Chris Sale	87
5.	David Price	86

RK	PLAYER	CAREER OPP. OBP
1.	Clayton Kershaw	.262
2.	Madison Bumgarner	.281
3.	Max Scherzer	.285
4.	David Price	.288
5.	Cole Hamels	.294

MOST STRIKEOUTS IN A SINGLE SEASON IN D.C. BASEBALL HISTORY (1900-2017)

K STREET

PLAYER (SEASON)	STRIKEOUTS
1. Walter Johnson (1910)*	313
2. Walter Johnson (1912)*	303
3. Max Scherzer (2016)**	284
4. Max Scherzer (2015)	276
5. Max Scherzer (2016)**	268
6. Walter Johnson (1913)*	244
7. Stephen Strasburg (2014)**	242
8. Walter Johnson (1916)*	228
9. Walter Johnson (1914)*	225
T10. Gio Gonzalez (2012)	207
T10. Walter Johnson (1911)	207
12. Stephen Strasburg (2017)	204

*=Led American League / **=led National League

NATIONALS PARK
COMMUNITY RELATIONS
DREAM FOUNDATION
YOUTH BASEBALL ACADEMY
FRONT OFFICE OWNERSHIP
MANAGER | COACHING STAFF
PLAYERS
2017 IN REVIEW
HISTORY AND RECORDS
SCOUTING | RESEARCH | PLAYER DEV.
MEDIA



SCHERZER, MAX

2013

In his Cy Young Award-winning season, led the American League with 21 wins and ranked second with 240 strikeouts and 10.08 strikeouts per nine innings, while placing fifth with a 2.90 ERA and tied for fifth with 214.1 innings pitched...Was selected to the American League All-Star squad for the first time in his career...Started for the American League (1.0 IP, K)...Struck out a season-high 12 batters on April 17 at SEA... Began the season winning his first 13 decisions, a DET franchise record...Established a franchise record going 19 straight starts without a loss from Sept. 23, 2012-July 8, 2013...Fanned six-or-more batters in each of his first 18 outings to begin the season...According to the *Elias Sports Bureau*, it was the second longest such streak in American League history, (BOS Pedro Martinez's 29 GM - 2000)...Recorded his 1,000th MLB strikeout, Aug. 8 at CLE...Compiled a 13-1 record and a 3.19 ERA (46 ER/129.2 IP) and 152 strikeouts in 19 starts prior to the All-Star break...Finished 8-2 with a 2.44 ERA (23 ER/84.2 IP) and 88 strikeouts in 13 starts after the break...Pitched the 1,000th inning of his MLB career, Sept. 15 vs. KCR, doing so with 71 wins and 1,045 strikeouts...According to *Elias*, is the only other pitcher in MLB history who accumulated both as many wins and as many strikeouts as Scherzer through his first 1,000 innings is Pedro Martinez (71 wins & 1,075 strikeouts)...Earned the win in Games 1 and 4 of the 2012 ALDS vs. OAK...In two starts vs. BOS in the ALCS, went 0-1 with a 2.70 ERA with 21 strikeouts in 13.1 IP...Established a DET franchise record with 34 strikeouts during the 2013 postseason.

2012

Completed his third season with the Tigers, establishing then-career highs with 16 wins and 231 strikeouts...Led the American league with 11.1 strikeouts per nine innings, while ranking second with 231 strikeouts and tied for sixth with 16 wins...Struck out nine-or-more batters in 13 of his starts, topping all Major League pitchers with 13 such outings...Struck out a career high 15 batters, May 20 vs. PIT (W, 7.0 IP, 4 H, 2 ER, BB)...All 15 of his strikeouts came on swinging strikes...According to the *Elias Sports Bureau*, he was the first Major League pitcher with 15 swinging strikeouts since MIN's Johan Santana posted 15 swinging strikeouts, Aug. 19, 2007 vs. TEX...Started three Postseason games, going 1-0 with a 2.08 ERA (4 ER/17.1 IP) in starts between the ALDS vs. OAK, the ALCS vs. NYY and the World Series vs. SFG...Earned the win while striking out 10 batters in Game 4 of the American League Championship Series vs. NYY...Started Game 4 of the World Series (6.1 IP, 7 H, 3 ER, BB, 8 K), a game eventually won by SFG, 4-3, giving them the series sweep.

2011

In his second season with Detroit, won a then career-high 15 games and ranked ninth in the American League with a .625 winning percentage...Earned the win in his first six decisions of the season April 3 to May 9, establishing a career-best winning streak...Compiled a 16.0-inning scoreless streak over a three-start stretch April 18-29... Fanned a season-high 10 batters, Aug. 13 at BAL...Made the 100th start of his MLB career, Sept. 21 at KCR...Opponents hit .188 (29-for-154) with runners in scoring position against him, fourth-best in the AL...Pitched in four postseason games.

2010

Completed his first season with the Tigers, going 12-11 with a 3.50 ERA in 31 starts...He struck out 184 batters and ranked sixth among AL pitchers with 8.5 strikeouts per nine innings...Was on the Opening Day roster, but was optioned to Triple-A Toledo on May 15...He made two starts for the Mud Hens before he was recalled to DET for the remainder of the season...Went 11-7 with a 2.46 ERA (42 ER/53.2IP) and 158 strikeouts in 23 starts after being recalled from Toledo on May 30...2.46 ERA ranked second in the AL and his 158 strikeouts were good for fourth over that stretch...Fanned a then career-high 14 batters in 5.2 innings on May 30 vs. OAK...According to *Elias*, he was the first pitcher in MLB history with as many as 14 strikeouts in a game while pitching fewer than six innings.



2009

In his first full season in the big leagues, went 9-11 with a 4.12 ERA in 30 starts for the Arizona Diamondbacks...Ranked eighth in the National League with 9.19 strikeouts per nine innings...Began the season on the disabled list with a right shoulder strain...Rehabbed at Single A Visalia on April 9 before he was reinstated from the disabled list by ARI on April 14...Earned his first Major League win on May 16 at ATL (6.0 IP, 4 H, 3 BB, 4 K)...Struck out 10 batters in back-to-back starts, May 21 at FLA and May 26 vs. SDP.

2008

Opened the season with Triple-A Tucson but enjoyed two stints with the D-backs...Went 1-1 with a 2.72 ERA in 13 games/10 starts for Tucson...Struck out 79 batters in 53.0 IP... Tabbed the Pacific Coast League Pitcher of the Week on April 14...Recalled by ARI on April 27...Made his MLB debut, April 29 vs. HOU, striking out seven batters in 4.1 innings of relief...Established a D-backs record for the most strikeouts by a pitcher making his MLB debut...Made his first MLB start, May 5 vs. PHI (L, 4.0 IP, 8 H, 5 ER, 2 BB, 5 K)...Posted a 2.90 ERA (10 ER/31.0) IP in 10 games/three starts before being optioned back to Tucson on June 13...Was sidelined June 18-July 19 with right shoulder inflammation...Was recalled by ARI on Aug. 29...Named the third-best prospect in the Pacific Coast League following the season by *Baseball America*...Started four games with Phoenix in the Arizona Fall League following the season, posting a 1-0 record, 3.38 ERA and 24 strikeouts.

2007

Started three games with the Fort Worth Cats in the American Association before signing with the Diamondbacks on May 31, 2007...Assigned to Single-A Visalia...Was tabbed the California League Pitcher of the Week for June 11-17...Fanned a season-high 13 batters on June 12 at San Jose... Was promoted to Double-A Mobile on June 18...Recorded 11 strikeouts on June 27 versus West Tenn...Named the fourth-best prospect in the ARI organization and 15th-best prospect in the Southern League following the season by *Baseball America*...Saw action in eight games with Scottsdale in the Arizona Fall League following the season, posting a 1-1 record, 2.13 ERA and 18 strikeouts...Selected by Arizona in the first round (11th overall pick) of the June 2006 First-Year Player Draft.

PERSONAL

Maxwell M. Scherzer...Native of Chesterfield, MO...Attended Parkway Central High School and the University of Missouri...Named the Big 12 Conference Pitcher of the Year as a sophomore at the University of Missouri in 2005 after going 9-4 with a 1.86 ERA in 16 starts...Pitched for Team USA in the Summer of 2005...Went 2-1 with a 2.70 ERA and 24 strikeouts in four outings...He and his wife, Erica, have one daughter, Brooklyn.

CAREER TRANSACTIONS

2006..... Selected by ARI in first round (11th overall) of First-Year Player Draft.
2009..... Acquired by DET with LHP Daniel Schlereth in exchange for RHP Edwin Jackson (from DET) and RHP Ian Kennedy (from NYF), Dec. 9.
2015..... Signed with Washington as a free agent, Jan. 21.

SIGNED BY

Joe Robinson (Diamondbacks)

CAREER FIELDING

YEAR / POS.	PCT.	G	PO	A	E	TC	DP
2017 / P	.947	31	9	9	1	19	1
Career / P	.955	305	106	150	12	268	11

CAREER BESTS

LONGEST START..... 9.0 IP, 7x, last: 5/31/17 at SFG
WINNING STREAK..... 13 games, 4/6/13 - 7/13/13
MOST SINGLE-GAME K'S..... 20, 5/11/16 vs. DET
CAREER 10-K GAMES (64)..... 5/11/16 vs. DET (20)
10/3/15 at NYM (17)
6/14/15 at MIL (15)
5/20/12 vs. PIT (15)
5/30/10 vs. OAK (14)
8/14/14 vs. PIT (14)
6/6/17 at LAD (14)
6/28/14 at HOU (13)
5/27/15 at CHI (13)
5/26/17 vs. SDP (13)
6/17/12 vs. COL (12)
4/17/13 at SEA (12)
9/15/13 vs. KC (12)
9/23/15 vs. BAL (12)
7/2/17 at STL (12)
9/7/08 at LAD (11)
9/17/10 at CWS (11)
4/13/12 at CWS (11)
4/12/13 at OAK (11)
8/24/13 at NYM (11)
7/24/14 at LAA (11)
8/9/14 at TOR (11)
8/30/14 at CWS (11)
5/16/15 at SDP (11)

CAREER BESTS (cont)

6/1/16 at PHI (11)
6/13/16 vs. CHI (11)
8/3/16 at ARI (11)
8/30/16 at PHI (11)
5/4/17 vs. ARI (11)
5/9/17 at BAL (11)
5/31/17 at SFG (11)
6/21/17 at MIA (11)
5/21/09 at FLA (10)
5/26/09 vs. SDP (10)
8/13/11 at BAL (10)
8/15/12 at MIN (10)
4/29/13 vs. MIN (10)
5/31/13 at BAL (10)
6/17/13 vs. BAL (10)
9/25/13 at MIN (10)
4/13/14 at SDP (10)
4/24/14 vs. CWS (10)
5/1/15 at NYM (10)
5/6/15 vs. MIA (10)
6/20/15 at PIT (10)
8/9/15 vs. COL (10)
9/2/15 at STL (10)
9/28/15 vs. CIN (10)
5/17/16 at NYM (10)
6/18/16 at SDP (10)
6/24/16 at MIL (10)
6/29/16 vs. NYM (10)
7/23/16 vs. SDP (10)
8/9/16 vs. CLE (10)
8/25/16 vs. BAL (10)
9/27/16 vs. ARI (10)
4/12/17 vs. STL (10)
6/11/17 vs. TEX (10)
6/16/17 at NYM (10)
7/7/17 vs. ATL (10)
7/15/17 at CIN (10)
8/13/17 at SFG (10)
8/28/17 vs. MIA (10)
9/24/17 at NYM (10)
HOME RUNS HIT (1)..... 8/1/17 at MIA (O'Grady)

SCHERZER



PEDRO SEVERINO • C

@sevi_4



BATS: Right THROWS: Right HEIGHT: 6'1" WEIGHT: 219

BORN: 7/20/93 Bonao, DOM

'18 OPENING DAY AGE: 24

MLB SERVICE: 0.142

OBTAINED: Signed as a non-drafted free agent, Dec. 13, 2010



SEVERINO CAREER RECORD

YEAR	CLUB	AVG	G	AB	R	H	TB	2B	3B	HR	RBI	SH	SF	HP	BB	SO	SB	CS	OBP	SLG	OPS	E
2011	GCL Nationals	.183	32	115	16	21	33	4	1	2	9	2	0	2	10	27	0	0	.260	.287	.547	3
2012	GCL Nationals	.220	38	109	9	24	29	3	1	0	8	2	1	4	9	9	0	0	.301	.266	.567	2
2013	Hagerstown	.241	84	282	28	68	94	19	2	1	45	3	3	1	13	54	1	0	.274	.333	.607	14
2014	Potomac	.247	94	291	41	72	116	15	1	9	36	6	3	5	21	57	2	0	.306	.399	.705	10
2015	Harrisburg	.246	91	329	33	81	109	13	0	5	34	6	2	1	19	51	1	2	.288	.331	.619	8
	Washington	.250	2	4	1	1	2	1	0	0	0	0	0	0	1	0	0	0	.250	.500	.750	0
2016	Syracuse	.271	82	291	25	79	98	13	0	2	21	1	4	2	19	45	3	4	.316	.337	.653	3
	Washington	.321	16	28	6	9	17	2	0	2	4	0	0	1	5	3	0	0	.441	.607	1.048	1
2017	Syracuse	.242	59	211	17	51	70	4	0	5	29	0	1	0	15	43	1	1	.291	.332	.623	3
	Auburn	.364	4	11	4	4	6	0	1	0	0	0	0	1	0	1	0	0	.417	.545	.962	0
	Washington	.172	17	29	0	5	6	1	0	0	3	0	0	0	2	10	0	0	.226	.207	.433	1
MINORS TOTALS		.244	484	1639	173	400	555	71	6	24	182	20	14	16	106	287	8	7	.294	.339	.633	43
MLB TOTALS		.246	35	61	7	15	25	4	0	2	7	0	0	1	7	14	0	0	.333	.410	.743	2

2016 POSTSEASON

RD.	CLUB, OPP.	AVG	G	AB	R	H	TB	2B	3B	HR	RBI	SH	SF	HP	BB	SO	SB	CS	OBP	SLG	OPS	E
NLDS	WSH vs. LAD	.100	4	10	1	1	2	1	0	0	0	0	0	0	0	3	0	0	.100	.200	.300	0
TOTALS		.100	4	10	1	1	2	1	0	0	0	0	0	0	0	3	0	0	.100	.200	.300	0

2017 POSTSEASON

RD.	CLUB, OPP.	AVG	G	AB	R	H	TB	2B	3B	HR	RBI	SH	SF	HP	BB	SO	SB	CS	OBP	SLG	OPS	E
NLDS	WSH vs. CHI																					
TOTALS																						

CAREER

Young catcher with advanced defensive skills and an improving offensive game... For the second consecutive season, is ranked the "Best Defensive Catcher" in Washington's system, per *Baseball America*, entering 2018...Is known for bringing energy and confidence to the park every single day...Has thrown out 35 percent (183-for-520) of attempted base stealers over six-year Minor League career, and in parts of three MLB seasons, has thrown out 5 of 12 (42%) of attempted base stealers...Made his MLB debut in 2015.

2017

Enjoyed five stints with Washington...Hitting .248 (55-for-222) with four doubles, one triple, five home runs, 29 RBI, 15 BB and 21 runs in 63 Minor League games...Threw out 20 of 63 (32%) would-be base stealers in for Triple-A Syracuse and short-season Single-A Auburn...Recorded two hits on Sept. 5 at MIA (2-for-4, RBI)...Threw out two of five (40%) would-be base stealers in 10 MLB games...Made six starts for the Nationals...Hit .273 (15-for-55) with a double, triple, homer, six RBI, seven walks and five runs scored in 19 games for Aguilas Cibaenas of the Dominican Winter League.

2016

Enjoyed three stints with Washington...Hit .467 (7-for-15) with a double, home run, two RBI and three runs in seven games in his second stint from July 30 to Aug. 19...Clubbed his first MLB home run, Aug. 17 at COL (Carasiti)...Was a pinch-hit home run in the top of the seventh inning...Took over as one of Washington's two everyday catchers in the final week of 2016 after Wilson Ramos suffered a torn ACL...Clubbed a game-tying solo homer, Sept. 29 vs. ARI (Ray)...Recorded his first career multi-hit game and RBI on Aug. 3 at ARI...Hit .275 with 12 doubles, two homers, 21 RBI, 19 walks and 25 runs scored in 81 games for Triple-A Syracuse...Started Game 1 and Game 4 of the NLDS...Hit .235 with one triple and one RBI in six games for Aguilas Cibaenas of the Dominican Winter League.

AWARDS AND HONORS

- 2018..... Washington's No. 14 prospect per *Baseball America*
- 2017..... Washington's No. 9 prospect per *Baseball America*
- 2016..... Washington's No. 11 prospect per *Baseball America*
- 2015..... Eastern League All-Star (post-season)
- 2015..... Eastern League All-Star (mid-season)
- 2013..... South Atlantic League All-Star (mid-season)



2015

Began the season with Double-A Harrisburg before having his contract selected on Sept. 1...Made his MLB debut, Sept. 20 vs. MIA...Recorded his first MLB hit in his first MLB plate appearance, smoking a pinch-hit double off the left field wall, September 20 vs. MIA (Urena)...Hit .246 with 13 doubles, five homers, 34 RBI, 19 walks and 33 runs scored in a career-high 91 games with Double-A Harrisburg...Named Eastern League mid-season and post-season All-Star.

2014

Clubbed a career-high nine home runs, good for third on Double-A Harrisburg...Entered the season rated as the No. 16 prospect in the Nationals chain, according to *Baseball America*...Appeared in 12 games for Mesa of the Arizona Fall League, hitting .233 with two doubles, one triple and five RBI.

2013

Named a South Atlantic League mid-season All-Star after hitting .254 with eight doubles, one triple and 19 RBI in the first half.

2012

For the second year in a row, took part in Nationals Extended Spring Training...Played in 38 games for the GCL Nationals.

2011

In his first professional season, played for the GCL Nationals after taking part in Washington's Extended Spring Training program.

PERSONAL

Pedro Severino...Native of Bona0, Dominican Republic...Signed as a non-drafted free agent, Dec. 13, 2010...Caught the eye of Nationals Johnny DiPuglia and Moises de la Mota.

CAREER TRANSACTIONS

2010 Signed with Washington as a non-drafted free agent, Dec. 10.

SIGNED BY

Johnny DiPuglia and Moises de la Mota (Nationals)

CATCHER THROWING STATS

YEAR	GS (W-L)	CCS	SBA	CS%	PB	CATCHER'S ERA
2017	5 (2-3)	2	3	40.0%	1	4.34 (27 ER/56.0 IP)
CAREER	14 (7-7)	5	12	41.7%	2	4.06 (68 ER/150.2 IP)

CAREER FIELDING

YEAR / POS.	PCT	G	PO	A	E	TC	DP
2017 / C	.986	10	65	4	1	70	1
CAREER / C	.988	27	156	12	2	170	1

CAREER BESTS

SINGLE-GAME HITS.....	2, 3x, last 9/5/17 at MIA
SINGLE-GAME RBI.....	1, 7x, last 9/14/17 vs. ATL
HITTING STREAK.....	5 games, 7/30/16 - 8/18/16
MULTI-HR GAMES.....	None
CAREER GRAND SLAMS.....	None
CAREER PINCH HOMERS (1).....	8/17/16 at COL (Carasiti)
CAREER WALK-OFF HOMERS.....	None



MOISÉS SIERRA • OF



BATS: Right **THROWS:** Right **HEIGHT:** 6'1" **WEIGHT:** 233

BORN: 9/24/88 Santo Domingo, DOM

'18 OPENING DAY AGE: 29

MLB SERVICE: 1.105

OBTAINED: Signed as a free agent,
Dec. 16, 2017

49

SIERRA CAREER RECORD

YEAR	CLUB	AVG	G	AB	R	H	TB	2B	3B	HR	RBI	SH	SF	HP	BB	SO	SB	CS	OBP	SLG	OPS	E
2006	DSL Blue Jays	.253	69	245	35	62	92	16	1	4	26	0	1	11	24	50	17	3	.345	.376	.721	7
2007	GCL Blue Jays	.203	43	143	17	29	51	5	1	5	15	1	1	4	5	39	2	2	.248	.357	.605	4
2008	Lansing	.246	130	451	50	111	164	16	5	9	39	1	3	8	26	114	12	11	.297	.364	.661	10
2009	Dunedin	.286	110	405	56	116	159	24	2	5	56	1	4	15	34	66	10	2	.360	.393	.753	9
	New Hampshire	.353	8	34	1	12	16	1	0	1	6	0	1	0	1	8	0	1	.361	.471	.832	0
2010	Dunedin	.162	10	37	4	6	10	1	0	1	5	0	2	0	1	11	0	1	.175	.270	.445	1
	GCL Blue Jays	.265	10	34	4	9	14	2	0	1	3	0	0	0	4	8	0	0	.342	.412	.754	2
2011	New Hampshire	.277	133	495	81	137	216	19	3	18	67	1	4	12	39	93	16	14	.342	.436	.778	4
2012	Las Vegas	.289	100	377	62	109	178	16	1	17	63	0	2	4	39	86	7	6	.360	.472	.832	4
	Toronto	.224	49	147	14	33	55	4	0	6	15	0	0	2	8	44	1	0	.274	.374	.648	0
2013	Buffalo	.261	100	379	57	99	160	18	5	11	51	1	4	12	16	106	12	4	.309	.422	.731	8
	GCL Blue Jays	.333	3	6	2	2	3	1	0	0	3	0	1	2	1	1	0	0	.500	.500	1.000	0
	Toronto	.290	35	107	11	31	49	13	1	1	13	0	1	0	14	29	1	0	.369	.458	.827	2
2014	Toronto	.059	13	34	2	2	0	0	0	2	0	0	0	1	9	0	0	0	.086	.059	.145	0
	Chicago (AL)	.276	83	127	20	35	53	8	2	2	7	0	1	0	7	34	3	1	.311	.417	.728	3
	Charlotte	.250	4	16	2	4	4	0	0	0	0	0	0	0	2	3	2	0	.333	.250	.583	1
2015	Omaha	.289	65	235	26	68	85	8	0	3	28	2	0	2	20	51	13	7	.350	.362	.712	6
2016	Jacksonville	.336	82	268	44	90	139	16	3	9	37	0	2	7	30	45	6	3	.414	.519	.933	6
2017	New Orleans	.294	123	422	52	124	185	22	3	11	68	0	1	6	39	81	18	3	.361	.438	.799	3
	MINORS TOTALS	.276	990	3547	493	978	1476	165	24	95	467	7	26	83	281	762	116	57	.341	.416	.757	65
	MLB TOTALS	.243	180	415	47	101	159	25	3	9	37	0	2	2	30	116	5	1	.296	.383	.679	5

CAREER

A veteran of 12 professional seasons, including parts of three Major League seasons, joins the Nationals on a Minor League deal with an invite to 2018 Spring Training...Has often been cited by *Baseball America* for his arm strength in the outfield...Has appeared mainly in right field (138 G), but has also appeared in left field (11 G) and center field (4 G) during his Major League career.

2017

In his second season in Miami's system, hit .294 with 22 doubles, three triples, 11 homers, 68 RBI 39 walks, 18 stolen bases and 52 runs scored in 123 games for Triple-A New Orleans...His 68 RBI and 18 stolen bases were career highs, while his 123 games played were his most since 2011 (133).

2016

Named a Southern League mid-season All-Star after hitting .325 with 12 doubles, two triples, eight home runs, 26 RBI and 31 runs scored in the first half of the season...Recorded 25 walks while striking out just 33 times...Recorded a 13-game hitting streak from May 18 to June 2.

2015

Spent the entire season with Triple-A Omaha in Kansas City's system.

2014

Began his third season with Toronto before being claimed off waivers by the Chicago White Sox on May 3...Appeared in a career-high 96 games between the two clubs...Hit .230 with eight doubles, two triples, two homers, nine RBI and 22 runs scored in those 96 games.

2013

Spent the majority of the season with Triple-A Buffalo before being recalled to the Major Leagues in late August...Recorded 12 doubles in September, third-most in MLB and his 14 extra bases hits during the month ranked fourth in the American League.

AWARDS AND HONORS

- 2017..... MiLB.com Organization All-Star
- 2016..... Southern League All-Star (mid-season)
- 2012..... MiLB.com Organization All-Star
- 2012..... Pacific Coast League Player of the Week (June 4)
- 2012..... Toronto's No. 15 prospect per *Baseball America*
- 2011..... Eastern League All-Star (mid-season)
- 2011..... Toronto's No. 23 prospect per *Baseball America*
- 2010..... Toronto's No. 11 prospect per *Baseball America*
- 2009..... Florida State League All-Star (mid-season)
- 2009..... Florida State League Player of the Week (June 14)
- 2008..... Toronto's No. 30 prospect per *Baseball America*

2012

Opened the season with Triple-A Las Vegas before being called up to make his Major League debut on July 31 at Seattle...Clubbed his first Major League home run on Aug. 13 vs. CWS (Peavy), a solo shot to put Toronto ahead, 3-2, in the 11th inning.

2011

Spent the season with Double-A New Hampshire...Was named an Eastern League mid-season All-Star...Hit 14 doubles, 13 home runs and 49 RBI in the first half of the season.

2010

Endured two stints on the disabled list, limiting his season to just 20 games.

2009

Opened the season with Single-A Dunedin before finishing the season at Double-A New Hampshire...Was named a Florida State League All-Star.

2008

Spent the entire season with Single-A Lansing.

2007

In his first domestic season, appeared in 43 games for the Gulf Coast League Blue Jays.

2006

Played in 69 games for the DSL Blue Jays in his professional debut.

PERSONAL

Moisés Sierra...Played for the Dominican Republic in the 2017 World Baseball Classic.

SIERRA

CAREER TRANSACTIONS

- 2005 Signed with TOR as a non-drafted free agent, Dec. 20.
- 2014 Claimed off waivers by CWS, May 3.
- 2014 Claimed off waivers by KCR, Oct. 24.
- 2015 Signed by MIA as a Minor League free agent, Dec. 31.
- 2017 Signed by Washington as a Minor League free agent, Dec. 16.

SIGNED BY

Hilario Soriano (Blue Jays)

CAREER FIELDING

YEAR / POS.	PCT.	G	PO	A	E	TC	DP
CAREER / RF	.976	138	197	6	5	208	0
CAREER / LF	1.000	11	13	1	0	14	1
CAREER / CF	1.000	4	6	0	0	6	0

CAREER BESTS

- SINGLE-GAME HITS..... 4, 2x, last 7/31/14 at DET
- SINGLE-GAME RBI 3, 2x, last 9/3/13 at ARI
- HITTING STREAK..... 7 games, 7/4/14 - 8/1/14
- MULTI-HR GAMES None
- CAREER GRAND SLAMS..... None
- CAREER PINCH HOMERS..... None
- CAREER WALK-OFF HOMERS..... None



CHRISTOPHER SMITH • RHP

@c_smitty7
@c_smitty5



BATS: Right THROWS: Right HEIGHT: 6'2" WEIGHT: 205

BORN: 8/19/88 Louisville, KY
'18 OPENING DAY AGE: 29
MLB SERVICE: 0.022
OBTAINED: Signed as a Minor League free agent, Dec. 15, 2017

48

SMITH CAREER RECORD

YEAR	CLUB	W	L	ERA	G	GS	CG	SHO	SV	IP	H	R	ER	HR	HB	BB	SO	SO/9	WP	BK	BAA
2014	Charleston	1	1	4.50	6	0	0	0	1	8.0	9	5	4	2	0	2	11	12.4	1	0	.273
	Tampa	0	1	2.70	26	0	0	0	0	43.1	36	16	13	3	0	12	38	7.9	4	0	.225
	Trenton	1	1	6.08	7	0	0	0	0	13.1	11	9	9	0	1	3	12	8.1	0	0	.224
2015	Dunedin	1	0	0.68	9	0	0	0	0	13.1	4	1	1	1	0	2	18	12.2	0	0	.091
	New Hampshire	0	0	0.00	2	0	0	0	0	3.0	2	0	0	0	0	1	4	12.0	0	0	.182
	New Hampshire	1	2	1.89	43	0	0	0	15	57.0	44	20	12	2	1	21	76	12.0	5	0	.208
2016	Buffalo	0	1	2.45	4	0	0	0	0	3.2	2	1	1	1	0	1	5	12.3	0	0	.182
	Buffalo	2	3	4.46	29	0	0	0	9	34.1	36	17	17	6	1	6	24	6.3	2	0	.273
	Dunedin	0	0	0.00	1	1	0	0	0	1.0	0	0	0	0	0	0	2	18.0	0	0	.000
	Toronto	0	0	5.40	4	0	0	0	0	5.0	7	3	3	1	0	1	1	1.8	0	0	.318
MINORS TOTALS		8	10	2.66	140	1	0	0	25	200.0	158	71	59	15	3	51	213	9.6	13	0	.215
MLB TOTALS		0	0	5.40	4	0	0	0	0	5.0	7	3	3	1	0	1	1	1.8	0	0	.318

CAREER

Right-handed reliever joins the Nationals on a Minor League contract with an invite to 2018 Major League Spring Training...After going undrafted in the 2010 First-Year Player Draft, he spent the 2011-12 seasons playing for the Erie Crushers, Traverse City Beach Bums and the Washington Wild Things in the independent Frontier League...He also spent time with the White Sands PupFish of the Mexican Pecos League...Also spent time playing for the Brisbane Bandits of the Australian Baseball League...Signed with the New York Yankees in January of 2013.

2017

Began the season with Triple-A Buffalo before enjoying three stints with the Toronto Blue Jays...Made his MLB debut on June 27 at BAL (1.0 IP, H)... Offered scoreless relief in his first three appearances (3.1 IP, 3 H, BB).

2016

Assigned to New Hampshire to open the Minor League season...Earned a late-season promotion to the Triple-A Buffalo Bisons...Combined to make 47 appearances between New Hampshire and Buffalo...Went 1-3 with a 1.93 ERA, 76 strikeouts, and 15 saves in 60.2 IP...Had his contract selected by the Toronto Blue Jays on Sept. 27 but did not make an appearance.

2015

Began the season in New York's system before being released...Joined Toronto on Aug. 1.

2014

Posted a 2.98 ERA in 32 games between Single-A Charleston and Single-A Tampa.

2013

Missed the season with a stress fracture in his right forearm after signing with the Yankees system in late January.

PERSONAL

Chris Patrick Smith...Graduated from Butler Traditional (KY) High School and attended Kentucky Wesleyan College.

CAREER TRANSACTIONS

2013..... Signed with NYY as a non-drafted free agent, Jan. 29.
 2015..... Signed with TOR as a Minor League free agent, Aug. 1.
 2017..... Signed with Washington as a Minor League free agent, Dec. 15.

SIGNED BY

Blake Corosky (Yankees)

CAREER FIELDING

YEAR / POS.	PCT	G	PO	A	E	TC	DP
2017 / P	1.000	4	0	2	0	2	0
Career / P	1.000	4	0	2	0	2	0

CAREER BESTS

LONGEST START..... None
 WINNING STREAK..... None
 MOST SINGLE-GAME K'S..... 1, 7/27/17 vs. OAK
 CAREER 10-K GAMES..... None
 HOME RUNS HIT..... None



JHONATAN SOLANO • C

@jhonatansolano23

@JSolano23



BATS: Right THROWS: Right HEIGHT: 5'9" WEIGHT: 214

BORN: 8/12/85 Barranquilla, COL

'18 OPENING DAY AGE: 32

MLB SERVICE: 1.076

OBTAINED: Signed as a Minor League free agent, Dec. 29, 2015



SOLANO CAREER RECORD

YEAR	CLUB	AVG	G	AB	R	H	TB	2B	3B	HR	RBI	SH	SF	HP	BB	SO	SB	CS	OBP	SLG	OPS	E
2006	GCL Nationals	.256	37	129	16	33	36	3	0	0	11	4	2	3	6	15	3	1	.300	.279	.579	2
2007	Hagerstown	.248	83	298	39	74	98	15	0	3	38	3	1	4	42	53	0	3	.348	.329	.677	10
2008	Hagerstown	.218	16	55	6	12	17	2	0	1	5	2	1	1	6	6	1	1	.302	.309	.611	0
	Potomac	.258	68	225	35	58	81	11	0	4	24	2	3	4	16	30	2	1	.315	.360	.675	3
2009	Harrisburg	.280	26	93	7	26	36	7	0	1	11	0	0	0	2	16	0	0	.295	.387	.682	2
	Syracuse	.202	63	183	17	37	51	11	0	1	17	2	4	1	9	24	2	1	.239	.279	.518	4
2010	Harrisburg	.252	90	317	28	80	113	15	0	6	42	1	3	3	21	28	1	1	.302	.356	.658	5
2011	Syracuse	.275	78	255	27	70	99	14	0	5	33	2	2	1	19	36	1	1	.325	.388	.713	6
2012	Syracuse	.250	13	52	8	13	15	2	0	0	2	0	1	1	3	6	0	0	.298	.288	.586	2
	Washington	.314	12	35	6	11	20	3	0	2	6	0	0	0	2	5	1	0	.351	.571	.922	0
	GCL Nationals	.333	2	3	1	1	2	1	0	0	1	0	1	0	0	0	0	0	.250	.667	.917	0
	Harrisburg	.195	11	41	4	8	12	1	0	1	7	0	1	1	0	12	0	0	.209	.293	.502	1
2013	Syracuse	.214	40	140	9	30	39	7	1	0	10	1	1	1	5	17	0	0	.245	.279	.524	1
	Washington	.146	24	48	2	7	9	2	0	0	2	0	0	0	2	7	0	1	.180	.188	.368	1
2014	Syracuse	.251	93	343	45	86	133	15	1	10	53	0	3	5	23	49	1	0	.305	.388	.693	6
2015	New Orleans	.228	55	193	13	44	60	7	0	3	22	1	2	2	10	27	0	0	.271	.311	.582	3
	Miami	.050	7	20	1	1	2	1	0	0	2	0	0	0	1	1	0	0	.095	.100	.195	0
2016	Syracuse	.225	52	173	8	39	45	6	0	0	22	2	3	2	14	20	0	0	.286	.260	.546	4
2017	Syracuse	.241	42	145	11	35	49	6	1	2	19	0	2	4	6	14	0	0	.287	.338	.625	1
	MINORS TOTALS	.244	769	2645	274	646	886	123	3	37	317	20	30	33	182	353	11	9	.298	.335	.633	50
	MLB TOTALS	.184	43	103	9	19	31	6	0	2	10	0	0	0	5	13	1	1	.222	.301	.523	1

CAREER

Returned to Washington's system in 2018 as a non-roster invitee to 2018 Spring Training for the third straight season...Signed with the Nationals out of a tryout camp in Venezuela in September of 2005, but only after crossing the border from native Colombia in an onion truck, leading to his nickname, "The Onion."

2017

Returned to Triple-A Syracuse for his second consecutive season...His .241 batting average was his best since 2014 (.251).

2016

In his return to Washington's system, appeared in 52 games for Triple-A Syracuse...Hit .225 with six doubles, 22 RBI, 14 walks and eight runs scored for the Chiefs...Following the season, hit .266 with five doubles, one homer, three RBI and six runs scored in 25 games with Tigres del Lincey of the Dominican Winter League...Helped the club advance to the championship of the Caribbean World Series.

2015

In his only season with Miami, began the season with Triple-A New Orleans...Had his contract purchased by Miami on April 24...Enjoyed two stints with the Marlins, appearing in seven games...Had the opportunity to play on the same team as his brother, Donovan...Appeared in 55 games for New Orleans.

2014

Spent the season with Triple-A Syracuse in Washington's system and earned International League All-Star honors...Hit .268 (69-for-257) prior to the break, with nine doubles, 10 home runs and 44 RBI...Hit .292 (31-for-106) vs. left-handed pitchers, and .232 (55-for-237) against right-handers...Posted a season-long eight-game hitting streak from July 8-23.

2013

Spent majority of the season in the big leagues...Filled in during Wilson Ramos' two extended stints on the DL and served as the Nationals' primary backup after Kurt Suzuki was dealt to the Athletics on Aug. 23...Laced a pinch-hit two-run double on June 23 vs. COL...Made athletic pitch block and tag to nip Chase Utley at home plate to preserve lead in an eventual 3-2 win on Sept. 4 at PHL.

AWARDS AND HONORS

- 2014..... International League All-Star (mid-season)
- 2010..... Eastern League All-Star (mid-season)
- 2008..... Carolina League Championship Series MVP

NATIONALS PARK
COMMUNITY RELATIONS
DREAM FOUNDATION
YOUTH BASEBALL ACADEMY
FRONT OFFICE | OWNERSHIP
MANAGER | COACHING STAFF
PLAYERS
IN REVIEW
HISTORY AND RECORDS
SCOUTING | RESEARCH | PLAYER DEV.
MEDIA

SOLANO, JHONATAN

2012

Reached the big leagues for the first time, hitting .314 with 2 home runs and 6 RBI in 12 games with the Nationals...Was recalled on May 29 and, that same night at Marlins Park, with younger brother (Donovan) in the opposing dugout, laced a double off Heath Bell in his first MLB plate appearance... Hit first career home run, a solo shot off Henderson Alvarez, June 12 at TOR...Five of 11 hits went for extra-bases...Posted a solid 3.26 catcher's ERA... Endured a DL stint (left oblique), missing 43 games in July and August.

2011

In finest offensive season to date, hit .275 with five home runs and a career-best .713 OPS in 78 games with Syracuse...Hit .316 in the season's first half...Threw out 15-of-58 (26%) would-be base stealers.

2010

Was a Double-A Eastern League All-Star with Harrisburg...Established career highs with 80 hits, six home runs, 42 RBI, 21 extra-base hits, 113 total bases and 90 games...Ranked second in the Eastern League by throwing out 36.9 % (24-of-65) of would-be base stealers.

2009

Split time between Triple-A Syracuse and Double-A Harrisburg...Legged out a career-best 18 doubles...Threw out 19-of-60 (31.7%) would-be basestealers...Was promoted to Triple-A on June 4.

2008

Batted .250 in 84 games with Single-A affiliates in Potomac and Hagerstown...Threw out 38-of-109 (34.9%) would-be basestealers...Went 9-for-26 (.346) with two homers and 5 RBI in postseason en route to being named MVP of Carolina League Championship Series.

2007

Posted a career-best 42 walks and .348 on-base percentage in 83 games with Single-A Hagerstown.

2006

Played in 37 games in his professional debut with Nationals' Gulf Coast League affiliate.

PERSONAL

Jhonatan Solano...Is nicknamed "Onion" (see CAREER section for explanation)...Attended Colegio Americano de Barranquilla...Younger brother, Donovan, is infielder in the New York Yankees' system.

CAREER TRANSACTIONS

2005..... Signed with Washington as a non-drafted free agent, Sept. 14.
2014..... Signed with MIA as a free agent, Dec. 8.
2015..... Signed with Washington as a free agent, Dec. 29.

SIGNED BY

Ismael Cruz (Nationals)

CAREER FIELDING

YEAR / POS.	PCT.	G	PO	A	E	TC	DP	PB
CAREER / C	.995	36	190	18	1	209	3	2

CATCHERS THROWING STATS

YEAR	GS (W-L)	CCS	SBA	CS%	PB	CATCHER'S ERA
CAREER	28 (10-18)	4	29	14%	2	3.54 (102 ER/259.0 IP)

CAREER BESTS

SINGLE-GAME HITS	2, 3x, 7/4/12 vs. SFG
SINGLE-GAME RBI	3, 6/27/12 at COL
HITTING STREAK	5 games, 6/7/12 - 6/27/12
MULTI-HR GAMES	None
CAREER GRAND SLAMS	None
CAREER PINCH HOMERS	None



SAMMY SOLÍS • LHP

📷 sammy22solis
🐦 @Sammy22Solis



BATS: Right THROWS: Left HEIGHT: 6'5" WEIGHT: 251

BORN: 8/10/88 Minneapolis, MN
'18 OPENING DAY AGE: 29
MLB SERVICE: 2.084
OBTAINED: Selected in the second round of the 2010 First-Year Player Draft

36

SOLIS CAREER RECORD

YEAR	CLUB	W	L	ERA	G	GS	CG	SHO	SV	IP	H	R	ER	HR	HB	BB	SO	SO/9	WP	BK	BAA	
2010	Hagerstown	0	0	0.00	2	2	0	0	0	4.0	2	0	0	0	0	3	6.8	0	0	.143		
2011	Hagerstown	2	1	4.02	7	7	0	0	0	40.1	39	18	18	3	2	12	40	8.9	5	0	.253	
	Potomac	6	2	2.72	10	10	0	0	0	56.1	61	20	17	5	2	11	53	8.5	1	1	.279	
2012	DID NOT PITCH / Injured																					
2013	Potomac	2	1	3.43	13	12	0	0	0	57.2	58	23	22	3	0	19	40	6.2	3	0	.270	
	GCL Nationals	0	0	0.00	1	1	0	0	0	2.0	1	0	0	0	0	3	13.5	0	0	.167		
2014	Hagerstown	1	0	0.00	1	1	0	0	0	6.0	4	0	0	0	0	7	10.5	0	0	.190		
	Potomac	1	0	1.69	1	1	0	0	0	5.1	7	1	1	0	0	1	4	6.8	0	0	.292	
	Harrisburg	0	1	21.60	1	1	0	0	0	3.1	9	9	8	0	1	1	2.7	0	0	.500		
	GCL Nationals	0	0	0.00	2	2	0	0	0	3.2	1	0	0	0	1	5	12.3	0	0	.083		
2015	Harrisburg	0	3	6.75	11	1	0	0	2	13.1	19	10	10	0	2	5	11	7.4	3	0	.345	
	Washington	1	1	3.38	18	0	0	0	0	21.1	25	11	8	2	1	4	17	7.2	0	0	.291	
	Syracuse	0	0	2.03	9	0	0	0	2	13.1	8	3	3	0	1	5	11	7.4	1	0	.178	
2016	Syracuse	0	0	1.00	6	0	0	0	0	9.0	5	1	1	0	0	3	14	14.0	0	0	.167	
	Washington	2	4	2.41	37	0	0	0	0	41.0	31	12	11	1	1	21	47	10.3	2	0	.211	
	Hagerstown*	0	0	9.00	1	0	0	0	0	1.0	1	1	1	0	0	1	9.0	0	0	.250		
	Potomac*	0	0	0.00	1	0	0	0	0	1.0	1	0	0	0	0	3	27.0	0	0	.250		
2017	Washington	1	0	5.88	30	0	0	0	1	26.0	22	17	17	4	0	13	28	9.7	3	0	.222	
	Syracuse	1	3	6.39	13	1	0	0	0	12.2	13	9	9	5	0	6	8	5.7	1	0	.271	
MINORS TOTALS		13	11	3.54	79	39	0	0	4	229.0	229	95	90	17	7	64	204	8.0	14	1	.264	
MLB TOTALS		4	5	3.67	85	0	0	0	1	88.1	78	40	36	7	2	38	92	9.4	5	0	.235	

* - Rehab assignment

CAREER BATTING RECORD

YEAR	CLUB	AVG	G	AB	R	H	TB	2B	3B	HR	RBI	SH	SF	HP	BB	SO	SB	CS	OBP	SLG	OPS	E
2017	Washington	—	0	0	0	0	0	0	0	0	0	0	0	0	0	0	0	0	—	—	—	0
MLB TOTALS		.200	82	5	0	1	1	0	0	0	0	0	0	0	0	1	0	0	.200	.200	.000	0

2016 POSTSEASON

RD.	CLUB, OPP.	W	L	ERA	G	GS	CG	SHO	GF	SV	IP	H	R	ER	HR	HB	BB	SO	WP	BK	BAA
NLDS	WSH vs. LAD	1	0	1.93	5	0	0	0	1	0	4.2	3	1	1	0	0	2	2	0	0	.176
TOTALS		1	0	1.93	5	0	0	0	1	0	4.2	3	1	1	0	0	2	2	0	0	.176

2017 POSTSEASON

RD.	CLUB, OPP.	W	L	ERA	G	GS	CG	SHO	GF	SV	IP	H	R	ER	HR	HB	BB	SO	WP	BK	BAA
NLDS	WSH vs. CHI	0	0	9.00	3	0	0	0	0	0	1.0	4	1	1	0	0	0	1	0	0	.571
TOTALS		0	0	9.00	3	0	0	0	0	0	1.0	4	1	1	0	0	0	1	0	0	.571

CAREER

Tall, hard-throwing lefty enters 2018 looking to build off a strong second half of 2017 and solid 2016 season in which he established himself as a reliable member of Washington's bullpen...Was consistently rated as the top left-handed pitcher in Washington's Minor League system throughout his Minor League career, per *Baseball America*...Began his career as a starter, but transitioned to the bullpen in 2015...Missed the 2012 campaign due to "Tommy John" ligament-replacement surgery...His eight Postseason appearances are the most in Nationals history (2005-pres.) and franchise (MON/WSH) history.

2017

Finished the season on a high note with 11 consecutive scoreless appearances (9.2 IP), going 1-0 with two holds, 12 strikeouts, four walks, and a .094 opp. AVG from Aug. 27 through the end of the season...Missed 65 games (April 19-July 1) on the disabled list with left elbow inflammation...From recall Aug. 4 through end of season went, 1-0 with one save, 1.59 ERA (3 ER/17.0 IP), 20 strikeouts, seven walks, one home run and a .121 opp. AVG...Allowed just one of 11 inherited runners to score over that stretch (9.1%)...Was one of 11 different Nationals to record least one save, the most of any club in franchise history and the most in MLB in 2017...Appeared in three NLDS games.

AWARDS AND HONORS

- 2016..... Washington's No. 17 prospect per *Baseball America*
- 2015..... Washington's No. 15 prospect per *Baseball America*
- 2014..... Washington's No. 6 prospect per *Baseball America*
- 2013..... Washington's No. 8 prospect per *Baseball America*
- 2012..... Washington's No. 8 prospect per *Baseball America*
- 2011..... Washington's No. 6 prospect per *Baseball America*

SOLÍS, SAMMY

2016

Began the season with Triple-A Syracuse before being recalled to the big leagues on April 27...Remained with Washington throughout the 2016 season, save for two stints on the disabled list, July 18-25 (right knee soreness) and Aug. 17 to Sept. 26 (left shoulder inflammation)... Recorded a 2.41 ERA while striking out 10.3 batters per nine innings...Left-handed batters hit .200 (12-for-50) with 19 strikeouts and five walks...Recorded nine holds... Lone home run was surrendered in his first game of the season, April 27 vs. PHI...From the start of the season through July 1, posted a 1.26 ERA (4 ER/28.2 IP), 34 strikeouts and a 0.91 WHIP in 22 games...Appeared in all five games of the 2016 NLDS against the Los Angeles Dodgers...Earned the win in Game 3 at LAD (1.2 IP, H, BB, SO)...Opposing batters hit .176 against him in the Postseason (3-for-17).

2015

Entered the season as the highest-rated left-hander in Washington's system and the No. 15 prospect in Washington's chain, per *Baseball America*... Was called to the Major Leagues on April 29 and made his MLB debut the next day at NYM (Hold, 2.0 IP, H, SO)...Enjoyed four stints with the Nationals... Was on the 15-day DL from May 22 (retro May 18) - June 11 with left shoulder inflammation...Offered scoreless relief in 14 of his 18 appearances out of the bullpen...Was not charged with an earned run over his final eight appearances...Began the year with Double-A Harrisburg while also spending time with Triple-A Syracuse...Posted a 4.39 ERA in 20 MiLB appearances.

2014

Was limited to just five starts in 2014 due to lingering back pain and left elbow soreness...Began the year in Nationals Extended Spring Training before reporting to Single-A Hagerstown on May 16...Made starts for the Suns, Single-A Potomac and Double-A Harrisburg before being shut down until late August.

2013

Began 2013 working in Extended Spring Training and joined the rotation at Single-A Potomac in late-May...Did not allow a run four times in 12 starts for the P-Nats...Pitched primarily in starting role, but spun 5.0 scoreless innings to grab the win in lone relief appearance on June 27 vs. Myrtle Beach... Following the season, led the hitter-friendly Arizona Fall League in wins (5) and strikeouts (29) en route to a 2.17 ERA in seven starts.

2012

Did not pitch after undergoing "Tommy John" ligament-replacement surgery...Procedure was performed by Dr. Lewis Yocum on March 6, 2012.

2011

Won a career-high eight games and recorded a 3.26 ERA in 17 combined starts for Potomac and Single-A Hagerstown...Thrived in season's final two months, going 6-2 with a 2.72 ERA in 10 Carolina League starts...Made seven starts and finished 1-1 with a 4.50 ERA for Scottsdale in his second tour in the Arizona Fall League in as many seasons.

2010

Made two starts and spun 4.0 scoreless innings in his professional debut with the GCL Nationals...Pitching for Hagerstown, worked 2.0 scoreless innings in first pro start, Sept. 1 at Lexington...Pitched in Arizona Fall League (1-0, 3.80 ERA, 6 games/5 starts for Scottsdale) for the first time.

PERSONAL

Samuel Robert Solís...University of San Diego alum was a First-Team All-West Coast Conference performer as a junior (5-1, 2.74 ERA in WCC play)... Finished 9-2 with a 3.42 ERA in his final collegiate season...Is a 2007 graduate of Agua Fria (AZ) High...Was drafted in the 18th-round of the 2006 MLB First-Year Player Draft by ARI, but did not sign...Parents, Sallie and Bob, founded an AIDS orphanage in South Africa.

CAREER TRANSACTIONS

2006..... Selected by ARI in 18th round of First-Year Player Draft (did not sign).
2010..... Selected by Washington in second round of First-Year Player Draft.

SIGNED BY

Tim Reynolds (Nationals)

CAREER FIELDING

YEAR / POS.	PCT	G	PO	A	E	TC	DP
2017 / P	1.000	30	1	6	0	7	1
Career / P	1.000	85	4	13	0	17	1

CAREER BESTS

LONGEST START.....	None
WINNING STREAK.....	None
MOST SINGLE-GAME K'S.....	6, 6/5/16 at CIN
CAREER 10-K GAMES.....	None
HOME RUNS HIT.....	None

SOLÍS



ANDREW STEVENSON • OF

Instagram: [@astevenson06](#)
Twitter: [@astevenson6](#)



BATS: Left THROWS: Left HEIGHT: 6'0" WEIGHT: 192

BORN: 6/1/94 Lafayette, LA

'18 OPENING DAY AGE: 23

MLB SERVICE: 0.071

OBTAINED: Selected in the second round of the 2015 First-Year Player Draft



45

STEVENSON CAREER RECORD

YEAR	CLUB	AVG	G	AB	R	H	TB	2B	3B	HR	RBI	SH	SF	HP	BB	SO	SB	CS	OBP	SLG	OPS	E
2015	Auburn	.361	18	72	11	26	31	1	2	0	9	0	1	0	7	12	7	3	.413	.431	.844	0
	GCL Nationals	.200	2	5	1	1	1	0	0	0	0	0	0	1	2	0	0	0	.333	.200	.533	0
	Hagerstown	.285	35	137	28	39	49	3	2	1	16	2	2	4	8	16	16	4	.338	.358	.696	1
2016	Potomac	.304	68	273	37	83	114	12	8	1	18	2	1	0	24	44	27	9	.359	.418	.777	2
	Harrisburg	.246	65	256	38	63	84	11	2	2	16	2	1	1	20	51	12	5	.302	.328	.630	0
2017	Harrisburg	.350	20	80	14	28	35	5	1	0	12	0	0	0	11	19	1	3	.429	.438	.867	0
	Syracuse	.252	79	309	38	78	99	7	4	2	26	2	0	1	19	72	10	1	.298	.320	.618	2
	Washington	.158	37	57	5	9	11	2	0	0	1	2	0	0	7	20	1	0	.250	.193	.443	0
MINORS TOTALS		.281	287	1132	167	318	413	39	19	6	97	8	5	6	90	216	73	25	.336	.365	.701	5
MLB TOTALS		.158	37	57	5	9	11	2	0	0	1	2	0	0	7	20	1	0	.250	.193	.443	0

CAREER

Athletic, speedy, left-handed outfielder was Washington's top choice in the 2015 First-Year Player Draft (second round, No. 58 overall) out of Louisiana State University...After just one full professional season in 2016, earned his first non-roster invite to MLB Spring Training in 2017...Appeared in just 281 Minor League games before his first Major League call-up in 2017.

2017

Enjoyed two stints with the Nationals after having his contract initially selected from Triple-A Syracuse on July 23...Made his MLB debut that day at Arizona... Entered the game as a pinch hitter and remained in the game in left field... Recorded his first MLB hit on July 28 vs MIL (Perez)...Appeared in right field (14 G/9 GS), left field (9 G/1 GS) and center field (5 G/2 GS) during his initial MLB season...Made a game-winning diving catch to seal Washington's 3-2 win over the visiting Miami Marlins on Aug. 10 at Nationals Park...Hit .272 with 12 doubles, three triples, two homers, 38 RBI, 11 stolen bases and 52 runs scored in 99 games between Double-A Harrisburg and Triple-A Syracuse.

2016

In his first full professional season, hit .276 with 23 doubles, 10 triples, three homers, 34 RBI, 39 stolen bases and 75 runs scored in 133 games between Single-A Potomac and Double-A Harrisburg...Was promoted to Harrisburg on June 27...His 39 stolen bases ranked second among Nationals farmhands...Was named Carolina League Player of the Week on June 26 and a Carolina League mid-season All-Star...Was named the MVP of the California League-Carolina League All-Star Game (3-for-5, 2 3B, 2 RBI, 2 R)...Hit .353 (30-for-85) with four doubles, two triples, two homers, 12 RBI, nine stolen bases and 18 runs scored in 21 games for Glendale of the Arizona Fall League.

2015

Reported to short-season Single-A Auburn following the 2015 First-Year Player Draft...Saw action at three levels of Washington's system...Reached base safely in 15 straight games, hitting safely in 14 of the 15, from July 2-24...Hit .397 (23-for-58) with a .429 on-base percentage during that stretch.

PERSONAL

Andrew Patrick Stevenson...Graduated from St. Thomas More (LA) High School...Attended Louisiana State University...Was considered one of the top defensive center fielders in the nation and one of the best hitters in one of the best baseball conferences in the country, the Southeastern Conference (SEC)...Was named First-Team All-SEC following the 2015 season.

AWARDS AND HONORS

- 2018..... Washington's No. 13 prospect, per *Baseball America*
- 2017..... International League All-Star (mid-season)
- 2017..... Washington's No. 5 prospect per *Baseball America*
- 2016..... MiLB.com Organization All-Star
- 2016..... Arizona Fall League All-Prospect Team
- 2016..... Carolina Lg/California Lg All-Star Game MVP
- 2016..... Carolina League All-Star (mid-season)
- 2016..... Carolina League Player of the Week (June 26)
- 2016..... Washington's No. 8 prospect per *Baseball America*

STEVENSON

CAREER TRANSACTIONS

2015..... Selected by Washington in second round of First-Year Player Draft.

SIGNED BY

Ed Gustafson (Nationals)

CAREER FIELDING

YEAR / POS	PCT	G	PO	A	E	TC	DP
CAREER / RF	1.000	14	24	0	0	24	0
CAREER / LF	1.000	9	2	0	0	2	0
CAREER / CF	1.000	5	12	0	0	12	0

CAREER BESTS

SINGLE-GAME HITS	2	8/13/17 vs. SFG
SINGLE-GAME RBI	1	9/27/17 vs. NYM
HITTING STREAK	2	games, 8/23/17 - 8/25/17
MULTI-HR GAMES	None	
CAREER GRAND SLAMS	None	
CAREER PINCH HOMERS	None	
CAREER WALK-OFF HOMERS	None	

NATIONALS PARK
COMMUNITY RELATIONS
DREAM FOUNDATION
YOUTH BASEBALL ACADEMY
FRONT OFFICE | OWNERSHIP
MANAGER | COACHING STAFF
PLAYERS
2017 IN REVIEW
HISTORY AND RECORDS
SCOUTING | RESEARCH | PLAYER DEV.

MEDIA

STEPHEN STRASBURG • RHP

 @stras37

BATS: Right **THROWS:** Right **HEIGHT:** 6'5" **WEIGHT:** 235
BORN: 7/20/88 San Diego, CA**'18 OPENING DAY AGE:** 29**MLB SERVICE:** 7.118**OBTAINED:** Selected in the first round (first overall) of the 2009 First-Year Player Draft

STRASBURG CAREER RECORD

YEAR	CLUB	W	L	ERA	G	GS	CG	SHO	SV	IP	H	R	ER	HR	HB	BB	SO	SO/9	WP	BK	BAA
2010	Harrisburg	3	1	1.64	5	5	0	0	0	22.0	13	9	4	0	1	6	27	11.0	0	0	.165
	Syracuse	4	1	1.08	6	6	0	0	0	33.1	18	5	4	1	0	7	38	10.3	1	1	.154
	Washington	5	3	2.91	12	12	0	0	0	68.0	56	25	22	5	0	17	92	12.2	2	0	.221
2011	Hagerstown*	0	1	9.95	3	3	0	0	0	6.1	9	8	7	1	1	3	13	18.5	1	0	.310
	Potomac*	0	0	0.00	1	1	0	0	0	3.0	2	0	0	0	0	0	5	15.0	0	0	.167
	Syracuse*	0	0	1.80	1	1	0	0	0	5.0	2	1	1	0	0	0	7	12.6	0	0	.118
2012	Harrisburg*	1	0	0.00	1	1	0	0	0	6.0	1	0	0	0	1	0	4	6.0	0	0	.056
	Washington	1	1	1.50	5	5	0	0	0	24.0	15	5	4	0	0	2	24	9.0	0	0	.179
	Washington	15	6	3.16	28	28	0	0	0	159.1	136	62	56	15	4	48	197	11.1	5	0	.230
2013	Washington	8	9	3.00	30	30	1	1	0	183.0	136	71	61	16	12	56	191	9.4	7	3	.207
2014	Washington	14	11	3.14	34	34	0	0	0	215.0	198	86	75	23	5	43	242	10.1	7	0	.245
2015	Washington	11	7	3.46	23	23	0	0	0	127.1	115	56	49	14	3	26	155	10.9	4	0	.236
	Harrisburg*	0	1	1.80	1	1	0	0	0	5.0	4	2	1	0	0	0	6	10.8	0	0	.200
	Syracuse*	1	1	4.66	2	2	0	0	0	9.2	9	5	5	0	0	1	16	14.9	1	1	.243
2016	Washington	15	4	3.60	24	24	0	0	0	147.2	119	59	59	15	2	44	183	11.2	2	0	.218
2017	Washington	15	4	2.52	28	28	1	1	0	175.1	131	55	49	13	7	47	204	10.5	3	0	.204
	Potomac*	0	0	1.80	1	1	0	0	0	5.0	3	1	1	0	0	1	5	9.0	0	0	.167
MINORS TOTALS		9	5	2.17	21	21	0	0	0	95.1	61	31	23	2	3	18	121	11.4	3	2	.176
MLB TOTALS		84	45	3.07	184	184	2	2	0	1099.2	906	419	375	101	33	283	1288	10.5	30	3	.223

* - Rehab assignment

CAREER BATTING RECORD

YEAR	CLUB	AVG	G	AB	R	H	TB	2B	3B	HR	RBI	SH	SF	HP	BB	SO	SB	CS	OBP	SLG	OPS	E
2017	Washington	.130	26	54	5	7	13	0	0	2	3	4	0	0	2	14	0	0	.161	.241	.402	1
MLB TOTALS		.152	173	322	19	49	66	8	0	3	18	42	0	1	18	114	0	0	.199	.205	.404	9

2012 POSTSEASON

RD.	CLUB, OPP.	W	L	ERA	G	GS	CG	SHO	GF	SV	IP	H	R	ER	HR	HB	BB	SO	WP	BK	BAA
NLDS	WSH vs. STL	NOT ON NLDS ROSTER																			

2014 POSTSEASON

RD.	CLUB, OPP.	W	L	ERA	G	GS	CG	SHO	GF	SV	IP	H	R	ER	HR	HB	BB	SO	WP	BK	BAA
NLDS	WSH vs. SFG	0	1	1.80	1	1	0	0	0	0	5.0	8	2	1	0	1	1	2	0	0	.364
TOTALS		0	1	1.80	1	1	0	0	0	0	5.0	8	2	1	0	1	1	2	0	0	.364

2016 POSTSEASON

RD.	CLUB, OPP.	W	L	ERA	G	GS	CG	SHO	GF	SV	IP	H	R	ER	HR	HB	BB	SO	WP	BK	BAA
NLDS	WSH vs. LAD	NOT ON NLDS ROSTER																			

2017 POSTSEASON

RD.	CLUB, OPP.	W	L	ERA	G	GS	CG	SHO	GF	SV	IP	H	R	ER	HR	HB	BB	SO	WP	BK	BAA
NLDS	WSH vs. CHI	1	1	0.00	2	2	0	0	0	0	14.0	6	2	0	0	0	3	22	0	0	.128
TOTALS		1	1	0.00	2	2	0	0	0	0	14.0	6	2	0	0	0	3	22	0	0	.128

ALL-STAR GAME RECORD

YEAR	CLUB, SITE	W	L	ERA	G	GS	CG	SHO	GF	SV	IP	H	R	ER	HR	HB	BB	SO	WP	BK	BAA
2012	NL at KCR	0	0	0.00	1	0	0	0	0	0	1.0	1	0	0	0	0	1	0	0	0	.333
2014	NL at SDP	DID NOT PITCH																			
2017	NL at MIA	DID NOT PITCH																			
TOTALS		0	0	0.00	1	0	0	0	0	0	1.0	1	0	0	0	0	1	0	0	0	.333

CAREER

Tall, powerful right-handed pitcher is a three-time All-Star who is Washington's all-time (2005-present) leader in wins (84) and strikeouts (1,288)...On May 10, 2016, he inked a seven-year contract extension that will keep him with the Nationals through the 2023 season...Since 2012, he ranks among active pitchers in opp. SLG (3rd, .350), strikeouts per 9.0 IP (4th, 10.5), opp. AVG (6th, .224), strikeouts (7th, 1,127), opp. OBP (7th, .280), strikeout-to-walk ratio (8th, 4.44), and ERA (8th, 3.12)...His 242 strikeout season in 2014 tied for the NL lead, set a single-season team record (2005-present) and were most posted by a D.C.-based pitcher in 101 years (Walter Johnson, 243 K in 1913)...Max Scherzer has since eclipsed that mark...When starting, Washington is 117-67 (.636) since 2010...Enters 2018 with a 79-42 record and a 3.08 ERA in 172 starts since Sept. 6, 2011, his return from Sept. 3, 2010 right elbow surgery...When provided three or more runs of offensive support while in the game, Washington is 87-9 all-time and Strasburg is 73-4 with a 2.49 ERA...Has put together two historic streaks, a 16-game winning streak (9/15/15 - 7/15/16) and a 35.0 scoreless inning streak (8/19/17-9/17/17).

2017

Made his fourth career Opening Day start...Put together a strong first half of the season en route to being named an All-Star for the third time in his career... Was selected by the Commissioner's Office and was slated to pitch the 12th had the game reached that point, but it ended in a 2-1 American League victory after 10 innings...Ranked third in the National League (4th in MLB) with a career-best 2.52 ERA...Ranked second in the NL in FanGraphs.com WAR (5.6)...Also ranked in NL in home runs per 9.0 IP (1st, 0.67), opp. SLG (1st, .317), opp. OPS (2nd, .581), WHIP (3rd, 1.02), opp. OBP (3rd, .265), and opp. AVG (3rd, .204)...Coupled with Max Scherzer (2nd, 2.51) and Gio Gonzalez (5th, 2.96), Strasburg (3rd, 2.52), helped the Nationals become the first team with three starting pitchers ranking in the top five in the National League in ERA in 21 years (since the 1996 Atlanta Braves), according to the *Elias Sports Bureau*...On May 27 at San Diego, he struck out a career-high 15 batters in 7.0 shutout innings...On Aug. 19 at San Diego, he returned from a three-week stint on the disabled list...Since that game, Strasburg went 5-1 with a 0.84 ERA (5 ER/53.2 IP) in his final eight starts of the regular season...He racked up 63 strikeouts, allowed just 10 walks and surrendered only one home run...He held opponents to a .171 batting average while recording a 0.78 WHIP...All told, went 6-1 with a 0.86 ERA in 10 starts after the All-Star break...Via *Elias*, it was the second-lowest post-ASB ERA in MLB history for any pitcher with at least 10 starts...Jake Arrieta had a 0.75 ERA after the break in 2015...Recorded a 35.0 scoreless innings streak from that first start back from the DL in San Diego (Aug. 19) that ran until Sept. 17, when an unearned run ended the historic stretch...It was the longest consecutive scoreless innings streak in franchise history (Nationals/Expos) and, per *Elias*, the longest for any player in the Major Leagues since 2015 (Greinke, 45.2 IP; Kershaw, 37.0 IP)...Was dominant in the NLDS...Was saddled with the loss in Game 1 despite striking out 10 batters in 7.0 innings without allowing an earned run (7.0 IP, 3 H, 2 R, BB, 10 SO)...He pushed aside a virus that had made him ill for much of the week, to rack up 12 strikeouts (re-setting his own Postseason franchise record for single-game strikeouts) over 7.0 scoreless innings in Washington's Game 4 victory...Became the second pitcher in MLB Postseason history to record a win with 12 or more strikeouts while his team faced elimination...Via the *Elias Sports Bureau*, the first such pitcher was Joe Coleman, who struck out 14 in a shutout to help the Detroit Tigers stave off elimination against the Oakland A's in Game 3 of the 1972 ALCS...Also per *Elias*, became just the third pitcher in Major League history to post multiple 10-plus strikeout games and no earned runs in a single Postseason series, joining Sandy Koufax (1965 World Series vs. MIN) and Justin Verlander (2013 ALDS vs. OAK).

AWARDS AND HONORS

- 2017..... National League Cy Young Award Finalist
- 2017..... National League Pitcher of the Month (Sept.)
- 2017..... National League All-Star at MIA
- 2016..... National League All-Star at SDP
- 2016..... National League Pitcher of the Month (July)
- 2015..... National League Player of the Week (Sept. 21)
- 2012..... National League All-Star at KCR
- 2012..... Louisville Slugger Silver Slugger (NL Pitcher)
- 2012..... National League Pitcher of the Month (April)
- 2010..... Topps Rookie All-Star Team
- 2010..... National League Player of the Week (June 14)
- 2010..... Washington's No. 1 prospect per *Baseball America*
- 2010..... MLB's No. 2 prospect per *Baseball America*
- 2010..... Arizona Fall League All-Prospect Team
- 2009..... Arizona Fall League Rising Star
- 2009..... Golden Spikes Award
- 2009..... Dick Howser Trophy Winner
- 2008..... Richard W. "Dick" Case Award (Team USA Athlete of the Year)

MOST CAREER STRIKEOUTS IN NATIONALS HISTORY (2005-PRESENT)

ALL-TIME Ks

PLAYER (SEASONS)	STRIKEOUTS
1. Stephen Strasburg (2010-2017).....	1288
2. Gio Gonzalez (2012-2017).....	1089
3. Jordan Zimmermann (2009-2015).....	903
4. Max Scherzer (2015-2017).....	828
5. Tanner Roark (2013-2016).....	586
6. Tyler Clippard (2008-2014).....	530
7. Livan Hernandez (2005-2011).....	476
8. John Lannan (2007-2012).....	410
9. Craig Stammen (2009-2015).....	370
10. Drew Storen (2010-2015).....	321

NATIONALS PARK
COMMUNITY RELATIONS
FOUNDATION
DREAM FOUNDATION
YOUTH BASEBALL ACADEMY
FRONT OFFICE OWNERSHIP
MANAGER | COACHING STAFF
PLAYERS
2017 IN REVIEW
HISTORY AND RECORDS
SCOUTING | RESEARCH | PLAYER DEV.

MEDIA



STRASBURG, STEPHEN

2016

Opened his season in historic fashion, beginning the year 13-0 and on a personal 16-game winning streak that dated to Sept. 15, 2015 (see info box below)...Was the first pitcher in franchise history (WSH/MON) to win at least 15 of his first 16 decisions...With a strikeout of Bud Norris in the bottom of the third inning on April 4 at ATL, Strasburg became the Washington Nationals (2005-pres.) all-time leader in strikeouts (904), passing former teammate Jordan Zimmermann (903)...Was named NL Pitcher of the Month for July (4-1, 2.08 ERA, 37 SO, 12 BB)...Was named to his second All-Star Game, but did not pitch due to his start on July 8...Endured two stints on the disabled list (6/16 to 7/3 with upper back soreness and 8/21 to 9/7 with right elbow soreness)...He returned to action on Sept. 7 but was shut down following that start...At that time, he ranked among National League pitchers in wins (3rd, 15), strikeouts per nine innings (3rd, 11.2), strikeouts (6th, 183), hits per nine innings (8th, 7.25) and walks/hits per innings pitched (10th, 1.10)... With 15, matched a career-high in wins (15 in 2012)...Recorded his 1,000th strikeout, June 4 at CIN (Straily) becoming the first player in Nationals history (2005-pres.) to record all 1,000 strikeouts in a Nationals uniform.

STRAS WENT STREAKING

RHP Stephen Strasburg opened his 2016 season without suffering a losing decision until July 21, beginning the year 13-0 and on a personal 16-game winning streak that dated to Sept. 15, 2015...Strasburg culminated the historic start to his season with 8.0 innings of three-hit, one-run baseball on July 15 vs. the Pittsburgh Pirates to open the second half.

- Strasburg became the eighth starting pitcher in Major League history to begin a season 13-0, and the first since teammate **Max Scherzer** opened the 2013 season 13-0 for the Detroit Tigers...According to the *Elias Sports Bureau*, Scherzer and Strasburg are the first set of teammates (at any point in their careers) to begin a season 13-0 since Hall of Famers "**Iron Man**" **Joe McGinnity** and **Rube Marquard**...McGinnity went 14-0 for the New York Giants in 1904, while Marquard started 19-0 for the Giants in 1912 (18-0 as a starting pitcher)...While Strasburg and Scherzer figure to remain teammates for quite some time, McGinnity and Marquard were teammates only briefly with NYG in 1908.
- Strasburg's personal 16-game winning streak set a new franchise best (Nationals/Expos) and trails only that of **Firpo Marberry** (17 G, 6/23/30-7/25/31) for the longest by a starting pitcher in D.C.-baseball history.
- Strasburg became just the third National League starting pitcher ever to open a season with a 13-0 record, and the first since Marquard in 1912...He also joined Scherzer (2013) and **LHP Ron Guidry** (1978) for the the sixth-longest streak to open a season in MLB history.

Rk	Name	Year	Streak
1	Rube Marquard (NYG)	1912	18
T2	Dave McNally (BAL)	1969	15
T2	Johnny Allen (CLE)	1937	15
T2	Jim McCormick (CHC)	1886	15
5	Roger Clemens (BOS)	1986	14
T6	Max Scherzer (DET)	2013	13
T6	Ron Guidry (NYY)	1978	13
T6	Stephen Strasburg (WSH)	2016	13



2015

Endured two stints on the 15-day disabled list: May 30-June 23 (neck tightness) and July 5-August 8 (left oblique strain)...Missed 49 games...Finished the season very strong, going 8-2 with a 1.76 ERA (16 ER/82.0 IP) in 13 starts while striking out 110 batters and walking just 12 from June 23 to the end of the season...After returning from the disabled list on Aug. 8, through the end of the season, ranked among MLB pitchers (min. 10 GS) in strikeouts per nine innings (1st, 12.5), strikeout-to-walk ratio (1st, 11.50), strikeouts (3rd, 92), WHIP (3rd, 0.75), opp. batting average (3rd, .179), opp. OBP (3rd, .206) and ERA (5th, 1.90)...Matched a career-high with 14 strikeouts, Sept. 15 at PHI...His 55 percent swing-and-miss rate was highest by a starting pitcher in any start of ≥ 100 P in past 10 seasons...Including his start on Sept. 9 vs. NYM (13 SO), he became the first starting pitcher in Washington history (2005-present) to fan 13+ batters in back-to-back starts...Joined Pedro Martinez (2x, 1997: 6/8 & 6/14, and 8/20 & 8/25) as the only pitcher in franchise history (WSH/MON)...Named NL Player of the Week for the week of Sept. 14-20...Struck out at least 10 batters in four straight starts, Sept. 9-26, the longest streak in Nationals history (2005-present) and second-longest streak in MLB in 2015, behind CWS Chris Sale (8 games)...Since 2005, only five pitchers have put together a streak of 10+ strikeouts of four games or more: Chris Sale (2015; 8 G), David Price (2014; 5 G), Jon Lester (2015; 4 G), Jake Peavy (2007; 4 G)...His 50 strikeouts in that four-start span were the most in Montreal/Washington history since Pedro Martinez (51, 1997)...Over his final five starts, recorded 57 strikeouts against just five walks...Per *Elias*, since 1900, only six players have recorded 57 strikeouts and five or fewer walks over a five-start span: Sandy Koufax (1965, 57 SO/5 BB), Mike Scott (1986, 57 SO/5 BB), Pedro Martinez (1999, 69 SO/5 BB), Curt Schilling (2002, 59 SO/3 BB), Corey Kluber (2015, 59 SO/3 BB) and Stephen Strasburg (2015, 57 SO/5 BB).

2014

Washington's Opening Day starter for a third straight season...Went 14-11 with a 3.14 ERA in a career-high 34 starts...Led the club with 215.0 innings pitched, becoming the first National to start 34 games since 2005...242 strikeouts tied for NL lead (J.Cueto), set a single-season team record (2005-present) and were most posted by a D.C.-based pitcher in 101 years (Walter Johnson, 243 K in 1913)...Ranked among NL leaders: starts (T1st, 34), strikeouts (T1st, 242), strikeouts per nine innings (2nd, 10.13), strikeout-to-walk ratio (3rd, 5.63/1), WHIP (9th, 1.12), walks per nine innings (10th, 1.80)...Paced the Nationals with nine home wins...From Aug. 14 to season's end, went 6-1 with a 1.69 ERA (11 ER/58.2 IP) in his final nine starts...Struck out 56 and walked eight over that stretch...Received two runs or fewer of support 20 times in 34 starts...Struck out at least 10 batters on five separate occasions, matching a career-high (also: 2012)...Was tied for fifth in the National League with 11 unearned runs allowed...Made his first career Postseason start, taking the ball in Game 1 of the NLDS vs. SFG (L, 5.0 IP, 8 H, 2 R, ER, BB, 2 K).

2013

Washington's Opening Day starter for a second straight year reached the 30-start threshold for the first time...Recorded his 500th career strikeout (Christian Yelich) in 426.1 career innings, Sept. 22 vs. MIA (night)...Reached the 500-K plateau in the third-fewest innings in MLB history (only Kerry Wood-404.1 and Mark Prior-421.2 required fewer innings)...Earned just eight wins due in part due to missing two starts, lack of run support (one run or fewer while in the game 10 times) and 10 unearned runs (tied for fourth-most in NL)...Ranked among NL leaders in home ERA (3rd, 1.73), strikeouts per nine (4th, 9.4), batting average against (4th, .207), OPS (5th, .588), WHIP (6th, 1.05) and ERA (8th, 3.00)...Endured one DL stint (right lat, missed 12 games/2 starts, June 1-15).

2012

Finished 15-6 in first complete big league campaign...Paced MLB in average fastball velocity (95.7 mph)...Allowed one earned run or fewer 13 times in 28 starts...Earned the Louisville Slugger Silver Slugger Award for pitchers upon pacing all MLB pitchers in doubles and OBP (.333)...Also blasted his first career homer in a 9-3 victory on May 20 vs. BAL (off Wei-Yin Chen)...On the mound, ranked among NL leaders in strikeouts per nine (1st, 11.2), strikeouts (T2nd, 195), wins (T4th, 15), ERA (6th, 2.94), quality starts (T5th, 20), K/BB ratio (T5th, 4.3/1), WHIP (7th, 1.12) and double-digit strikeout games (2nd, 5)...Pitched well (7.0 innings, one run, no-decision) in the first Opening Day start of career, April 5 at CHI (W2-1)...Earned the win and tallied the game-winning RBI by tossing 6.0 scoreless innings and snapping a scoreless tie with a two-out RBI single in the fifth inning in an eventual 4-0 victory, July 15 at MIA...Made his final start, Sept. 7 vs. MIA, having tossed 159.1 innings.



STRASBURG, STEPHEN

2011

Went 1-1 with a 1.50 ERA in five starts for Washington in long-anticipated return from Sept. 3, 2010 "Tommy John" surgery...Fanned 24 and walked just two in 24.0 innings...Did not allow a homer...Only two of 15 hits allowed went for extra-bases (both doubles)...Threw just 13.7 pitches per inning... Capped 2011 by fanning a season-high 10 in 6.0 scoreless innings to earn the victory as Washington won, 3-1, on Sept. 28 in final MLB contest at Sun Life Stadium...Joined the Nationals after making six rehab starts from Aug. 7-Sept. 1 for four different Nationals affiliates...In those six starts, went 1-1 with a 3.54 ERA (8 ER/20.1 IP), walking three and striking out 29.

2010

Took MLB by storm with stellar 12-start rookie campaign, but saw his season end prematurely after leaving Aug. 21 start at PHI with what was later revealed as a torn ulnar-collateral ligament in the right elbow...Had right elbow repaired by Dr. Lewis Yocum in Los Angeles, CA on Sept. 3... Allowed two runs or fewer in nine of his 12 starts with Washington...Registered as many or more strikeouts than innings pitched in 11 of 12 starts... Fanned 12.2 batters per nine innings (SFG's Tim Lincecum led qualified MLB pitchers at 9.8)...Struck out 33.6 percent of batters faced (92 of 274), tops among MLB starting pitchers (Brandon Morrow, 2nd at 28.3%)...With the entire MLB community watching, made his MLB debut in a 5-2 win on June 8 vs. PIT...The debut came one day shy of his one-year anniversary of being drafted by the Nationals...Struck out 14 Pirates in 7.0 dominant innings...In that start, he became only the second pitcher since 1987 (the year STATS, Inc. began charting pitches) to fan 14-plus and throw less than 100 pitches in a game (on April 9, 2003 at Wrigley Field, MON's Javier Vazquez struck out 14 in 7.0 innings and required just 96 pitches)...Only two pitchers ever struck out more in an MLB debut: both HOU's J.R. Richard (Sept. 5, 1971 at SFG) and BRK's Karl Spooner (Sept. 22, 1954 vs. NYG) fanned 15...By striking out the final seven Pirates he faced, he became just the second player to fan seven straight batters in an MLB debut (BAL's Sammy Stewart did so on Sept. 1, 1978 vs. CWS)...With 14 K's in 7.0 walkless innings, became just the fourth rookie to fan 14 or more in a single game and not issue a walk...The other three were Roger Clemens (16 SO, Aug. 21, 1984 vs. KCR), Dwight Gooden (16 K on Sept. 12, 1984 vs. PIT & Sept. 17, 1984 at PHI) and Kerry Wood (20 K, May 6, 1998 vs. HOU).

2009

Professional: Didn't pitch in the Nationals system after signing on Aug. 16 at 11:58:43 pm (77 seconds before deadline)...After signing, worked out in D.C. and around the Nationals for the better part of a month...First pro exposure came in the Nationals' 2009 Instructional League...In five AFL starts, went 4-1 with a 4.26 ERA...Was to start AFL Championship game on Nov. 21, but suffered freakish knee injury during the Phoenix Desert Dogs batting practice on November 19...One day later, a precautionary exam performed today by Dr. Lewis Yocum in Los Angeles revealed patellar subluxation in the left knee...The injury's treatment included rest and physical therapy, but did not require surgery.

SDSU: 2009 recipient of both the Golden Spikes Award and the Dick Howser Trophy...Regular season and conference-tournament efforts—SDSU went 14-0 when pitching—were largely responsible for the Aztecs securing their first NCAA Regional berth since 1991...Went 13-1 with a 1.32 ERA in 15 starts as a junior for Tony Gwynn's Aztecs...Fanned an NCAA-best 195 in 109.0 innings as a junior (NCAA-best 16.1 K's per 9.0 innings)...On May 8, 2009 at Tony Gwynn Stadium, struck out 17 while no-hitting Air Force...Struck out 23 batters in the win over Utah on April 11, 2008, tying for the third-most ever in a college game and the most since the 1981 season...In three collegiate seasons, went 22-7 with seven saves and a 1.59 ERA (43 ER/243.1 IP) in 52 games for SDSU...Was San Diego State's closer as a freshman...Was twice named Mountain West Conference Pitcher of the Year... Was named MWC Co-Freshman of the Year in 2007.

PERSONAL

Stephen J. Strasburg...Graduated from West Hills (CA) High in 2006 and attended San Diego State University...Pitched for Team USA in the 2008 Beijing Summer Olympics...Became the first collegiate member of Team USA since pro players were permitted in 2000...Was the recipient of the 2008 Richard W. "Dick" Case Award (Team USA's Athlete of the Year), thanks to two-start stint (2.45 ERA in Olympic tournament) and 2008 performance with Team USA's undefeated (24-0) National (collegiate) Team...In 2007, pitched for Torrington in the New England Collegiate Baseball League (1-0, seven saves, 1.29 ERA)...Was named NECBL's Top Pro Prospect and Top Reliever...Following his MLB debut on June 8, 2010 vs. PIT, donated game hat and game ball (ball hit for first out recorded, an Andrew McCutchen lineout to SS) to the National Baseball Hall of Fame and Museum in Cooperstown, NY.

CAREER TRANSACTIONS

2009..... Selected by Washington in first round (first overall) of First-Year Player Draft.
2016..... Signed a seven-year contract extension, May 10.

SIGNED BY

Marc Baca (Nationals)

CAREER FIELDING

YEAR / POS.	PCT.	G	PO	A	E	TC	DP
2017 / P	.958	28	13	10	1	24	0
Career / P	.945	184	65	91	9	165	3

CAREER BESTS

LONGEST START..... 9.0, 2x, Last: 8/30/17 vs. MIA
 WINNING STREAK..... 16 games, 9/15/15 - 7/15/16
 MOST SINGLE-GAME K'S..... 15, 5/27/17 vs. SDP
 CAREER 10-K GAMES (36)..... 5/27/17 vs. SDP (15)
 6/8/10 vs. PIT (14)
 9/15/15 at PHI (14)
 5/10/12 at PIT (13)
 6/8/12 at BOS (13)
 9/9/15 vs. NYM (13)
 9/26/15 vs. PHI (13)
 6/28/17 vs. CHI (13)
 7/24/13 vs. PIT (12)
 4/10/14 vs. MIA (12)
 8/8/15 vs. COL (12)
 7/25/12 at NYM (11)

CAREER BESTS

4/25/14 vs. SDP (11)
 6/4/14 vs. PHI (11)
 5/9/16 vs. DET (11)
 5/24/16 vs. NYM (11)
 5/21/17 at ATL (11)
 7/17/17 at CIN (11)
 6/18/10 vs. CWS (10)
 9/28/11 at FLA (10)
 6/20/12 vs. TBR (10)
 8/21/12 vs. ATL (10)
 8/11/13 vs. PHI (10)
 9/2/13 at PHI (10)
 3/31/14 at NYM (10)
 8/3/14 vs. PHI (10)
 9/20/15 vs. MIA (10)
 4/19/16 at MIA (10)
 4/24/16 vs. MIN (10)
 5/19/16 at NYM (10)
 6/4/16 at CIN (10)
 6/10/16 vs. PHI (10)
 7/21/16 vs. LAD (10)
 4/20/17 at ATL (10)
 6/12/17 vs. ATL (10)
 9/10/17 vs. PHI (10)
 HOME RUNS HIT (3)..... 5/20/12 vs. BAL (Chen)
 5/5/17 at PHI (Pivetta)
 8/30/17 vs. MIA (Conley)

STRASBURG



WANDER SUERO • RHP




BATS: Right **THROWS:** Right **HEIGHT:** 6'4" **WEIGHT:** 211

BORN: 9/15/91 Sabana Larga, DOM

'18 OPENING DAY AGE: 26

MLB SERVICE: 0.000

OBTAINED: Signed as a non-drafted free agent, Feb. 2, 2010



SUERO CAREER RECORD

YEAR	CLUB	W	L	ERA	G	GS	CG	SHO	SV	IP	H	R	ER	HR	HB	BB	SO	SO/9	WP	BK	BAA
2010	DSL Nationals	2	3	4.98	15	4	0	0	0	34.1	35	22	19	2	1	23	39	10.2	6	0	.269
2011	DSL Nationals	3	2	5.49	16	2	0	0	1	39.1	35	27	24	4	4	26	41	9.4	14	0	.230
2012	DSL Nationals	4	2	3.41	9	8	0	0	0	37.0	29	19	14	3	4	12	34	8.3	7	2	.207
2013	GCL Nationals	8	1	1.65	13	3	0	0	0	49.0	27	10	9	2	2	13	46	8.4	7	1	.156
2014	Hagerstown	4	1	2.13	17	6	0	0	3	72.0	59	22	17	3	7	11	62	7.8	4	1	.227
	Potomac	2	1	7.57	12	0	0	0	0	27.1	33	23	23	4	6	10	21	6.9	12	2	.303
2015	Potomac	6	2	2.41	16	5	0	0	2	56.0	49	21	15	1	4	18	39	6.3	3	1	.237
	Harrisburg	1	2	6.35	17	0	0	0	0	34.0	42	25	24	4	0	14	29	7.7	5	0	.307
2016	Harrisburg	3	0	2.44	39	0	0	0	4	55.1	53	16	15	3	6	21	48	7.8	3	0	.257
2017	Harrisburg	0	1	1.96	18	0	0	0	10	23.0	18	8	5	2	1	5	23	9.0	2	0	.205
	Syracuse	3	1	1.70	36	0	0	0	10	42.1	33	10	8	1	2	14	42	8.9	1	0	.212
MINORS TOTALS		36	16	3.30	208	28	0	0	30	469.2	413	203	172	29	37	167	424	8.1	66	7	.235

CAREER

Tall right-handed pitcher boasts an electric arm and strong mound presence... Is a product of Washington's revamped scouting efforts in the Dominican Republic, having signed with the organization in February 2010...Was added to Washington's 40-man roster following the 2017 season.

2017

Led Washington's Minor League system with a career-high 20 saves between Double-A Harrisburg and Triple-A Syracuse...Was promoted to Triple-A Syracuse in early June...From July 17 through the end of the season, recorded a 0.39 ERA (1 ER/23.0 IP) while going 2-0 with seven saves in 19 appearances for the Chiefs...Pitched for Tigres del Lincey in the Dominican Winter League following the season (0-2, 7.56 ERA).

2016

Appeared in a career-high 39 games for Double-A Harrisburg...From May 3 to June 16, posted a 0.51 ERA (1 ER/17.2 IP) with 16 strikeouts in 14 appearances...Pitched for Tigres del Lincey in the Dominican Winter League following the season (2-0, 0.00 ERA, 14.1 IP, 10 SO).

2015

Went 7-4 with two saves and a 3.90 ERA in a career-high 33 games (five starts) between Single-A Potomac and Double-A Harrisburg.

2014

Went 6-2 with a 3.62 ERA in 29 games (six starts) between Single-A Hagerstown and Single-A Potomac.

2013

In his first domestic season, paced the Gulf Coast League in wins (8), ERA (1.65), and ranked among league leaders in WHIP (2nd, 0.82) and strikeouts (6th, 46)...His .156 batting average against was tops among all short-season league hurlers and his 0.82 WHIP was good for third.

2012

Appeared in just nine games for the DSL Nationals, going 4-2 with a 3.41 ERA.

2011

Went 3-2 with one save and a 5.49 ERA in 16 games (two starts) for the DSL Nationals.

2010

Began his professional career with the DSL Nationals, going 2-3 with a 4.98 ERA in 15 games (four starts).

PERSONAL

Wander Montero Suero

AWARDS AND HONORS

2013..... Gulf Coast League All-Star (post-season)

SUERO

CAREER TRANSACTIONS

2010..... Signed with Washington as a non-drafted free agent, Feb. 2.

SIGNED BY

Modesto Ulla (Nationals)

MICHAEL A. TAYLOR • OF

mataylor03
@Taylor_Michael3



BATS: Right THROWS: Right HEIGHT: 6'4" WEIGHT: 212

BORN: 3/26/91 Lake Forest, IL
'18 OPENING DAY AGE: 27
MLB SERVICE: 3.010
OBTAINED: Selected in the sixth round of the 2009 First-year Player Draft

3

TAYLOR CAREER RECORD

YEAR	CLUB	AVG	G	AB	R	H	TB	2B	3B	HR	RBI	SH	SF	HP	BB	SO	SB	CS	OBP	SLG	OPS	E
DID NOT PLAY																						
2009	GCL Nationals	.195	38	128	14	25	38	4	3	1	12	1	5	1	14	31	1	2	.270	.297	.567	22
	Hagerstown	.231	5	13	0	3	4	1	0	0	1	0	0	1	1	2	0	0	.333	.308	.641	1
2011	Hagerstown	.253	126	442	64	112	191	26	7	13	68	4	4	6	32	120	23	12	.310	.432	.742	6
2012	Potomac	.242	109	384	51	93	139	33	2	3	37	3	1	3	40	113	19	9	.318	.362	.680	8
2013	Potomac	.263	133	509	79	134	217	41	6	10	87	2	7	8	55	131	51	7	.340	.426	.766	5
2014	Harrisburg	.313	98	384	74	120	207	17	2	22	61	2	1	4	50	130	34	8	.396	.539	.935	1
	Syracuse	.227	12	44	7	10	18	3	1	1	3	1	0	0	7	14	3	1	.333	.409	.742	1
	Washington	.205	17	39	5	8	14	3	0	1	5	0	0	1	3	17	0	2	.279	.359	.638	0
2015	Washington	.229	138	472	49	108	169	15	2	14	63	1	2	1	35	158	16	3	.282	.358	.640	3
	Syracuse	.385	8	26	4	10	14	1	0	1	4	1	1	0	4	10	2	1	.452	.538	.990	0
2016	Washington	.231	76	221	28	51	83	11	0	7	16	0	1	1	14	77	14	3	.278	.376	.654	1
	Syracuse	.205	31	117	17	24	34	5	1	1	9	0	0	1	12	33	7	1	.285	.291	.576	0
2017	Washington	.271	118	399	55	108	194	23	3	19	53	1	2	1	29	137	17	7	.320	.486	.806	4
	Potomac*	.158	6	19	2	3	3	0	0	0	0	0	0	0	2	7	1	0	.238	.158	.396	2
	Harrisburg*	.154	6	26	3	4	9	2	0	1	4	0	0	0	2	8	3	0	.214	.346	.560	0
MINORS TOTALS		.257	572	2092	315	538	874	133	22	53	286	14	19	24	219	599	144	41	.332	.418	.750	46
MLB TOTALS		.243	349	1131	137	275	460	52	5	41	137	2	5	4	81	389	47	15	.295	.407	.702	8

* - Rehab Assignment

2014 POSTSEASON

RD.	CLUB, OPP.	AVG	G	AB	R	H	TB	2B	3B	HR	RBI	SH	SF	HP	BB	SO	SB	CS	OBP	SLG	OPS	E
NLDS	WSH vs. SFG																					
NOT ON NLDS ROSTER																						

2016 POSTSEASON

RD.	CLUB, OPP.	AVG	G	AB	R	H	TB	2B	3B	HR	RBI	SH	SF	HP	BB	SO	SB	CS	OBP	SLG	OPS	E
NLDS	WSH vs. LAD	.000	3	2	0	0	0	0	0	0	0	0	0	0	0	2	0	0	.000	.000	.000	0
TOTALS		.000	3	2	0	0	0	0	0	0	0	0	0	0	0	2	0	0	.000	.000	.000	0

2017 POSTSEASON

RD.	CLUB, OPP.	AVG	G	AB	R	H	TB	2B	3B	HR	RBI	SH	SF	HP	BB	SO	SB	CS	OBP	SLG	OPS	E
NLDS	WSH vs. CHI	.333	5	15	3	5	11	0	0	2	8	0	0	0	3	4	0	0	.444	.733	1.178	0
TOTALS		.333	5	15	3	5	11	0	0	2	8	0	0	0	3	4	0	0	.444	.733	1.178	0

CAREER

Former shortstop turned center fielder graduated from top prospect to one of the top up-and-coming center fielders in Major League Baseball...Defensive prowess was noted by *Baseball America* ("Best Defensive Outfielder" in Washington's system for five straight seasons) as he rose through the Minor League ranks and was recognized in 2017 by being named a finalist for the 2017 Rawlings Gold Glove Award...Has a strong throwing arm and his ability to track down balls hit over head is exemplary...Can also hit for power and steal bases (career 75% stolen base percentage)...Has clubbed five career leadoff home runs, third-most in Nationals history (2005-pres.) behind Alfonso Soriano (9) and Trea Turner (6)...Has posted double-digit homer seasons in five of the last seven seasons between MLB and MiLB.

AWARDS AND HONORS

- 2017..... Rawlings Gold Glove Finalist (NL Outfield)
- 2015..... Nationals No. 2 prospect per *Baseball America*
- 2014..... Nationals No. 6 prospect per *Baseball America*
- 2014..... Sirius-XM All-Star Futures Game at MIN
- 2014..... MiLB.com Organization All-Star
- 2014..... *Baseball America* Minor League All-Star
- 2014..... Eastern League Rookie of the Year
- 2014..... Eastern League All-Star (mid-season)
- 2014..... Eastern League All-Star (post-season)
- 2014..... Puerto Rican Winter League All-Star
- 2013..... MiLB.com Organization All-Star
- 2013..... Carolina League All-Star (post-season)
- 2013..... Carolina League Player of the Week (Sept. 3)
- 2013..... Carolina League Player of the Week (July 22)
- 2013..... Carolina League Player of the Week (May 27)
- 2012..... Carolina League Player of the Week (July 23)



2017

Stepped in for an injured Adam Eaton and went on to set career marks in several offensive categories...From April 29 (the day he took over for an injured Eaton) through the end of the season, hit .280 with 23 doubles, three triples, 19 homers, 52 RBI, 28 walks, 17 stolen bases and 54 runs scored in 105 games...Recorded career marks in doubles, triples, homers, stolen bases and runs scored...Posted a career-high 30 multi-hit games along the way...Finished the season strong, hitting .321 (25-for-78) with a .615 slugging percentage (2 3B, 3B, 6 HR) in his last 22 games...Was tied for second among National League center fielders with eight outfield assists in just 111 games...Eight assists were a career high...Recorded the first inside-the-park grand slam in Nationals history on Sept. 8 vs. PHI (Thompson)...That came as a part of a career-high five-RBI effort...15 of his 19 home runs came off right-handed pitchers...Shined in the Postseason, hitting safely in four of the five NLDS games...Homered in Game 4, a grand slam off Wade Davis and in Game 5, a three run shot off Kyle Hendricks...His grand slam in Game 4 was the first Postseason grand slam in franchise history.

2016

Made Washington's Opening Day roster for the second straight season...Enjoyed three separate stints with the Nationals in 2016...Clubbed a team-high three leadoff home runs for the Nationals (4/15 at PHI off J. Hellickson, 4/29 at STL off M. Leake, 6/19 at SDP off D. Pomeranz)...Recorded his first career multi-home run game, June 19 at SDP (4-for-4, 2B, 2 HR, 2 RBI, 2 R, SB)...Hit safely in 18 straight starts from May 3 to June 20 (.329, 8 2B, 3 HR, 7 RBI, 3 BB, 6 SB, 13 R)...Hit .205 with five doubles, a triple, a home run, nine RBI, 12 walks, seven stolen bases and 17 runs scored in 31 games for Triple-A Syracuse...Appeared in the Postseason for the first time.

2015

Entered 2015 rated as one of Washington's top prospects...Was thrust into everyday duty due to a rash of injuries to Washington's outfield...Ranked among NL rookies in stolen bases (T1st, 16), outfield assists (T1st, 6), RBI (4th, 63), home runs (T7th, 14), walks (7th, 35) and hits (8th, 108)...Clubbed two of Washington's eight leadoff home runs (4/10 at PHI off J. Williams and 7/4 vs. SFG off M. Bumgarner)...Clubbed 10th-inning, pinch-hit, walk-off three-run HR, Sept. 4 vs. Atlanta...Was the first pinch-hit, walk-off home run in Nationals history (2005-present)...Ten of his 14 home runs either tied the game or gave the Nationals the lead...Led the Nationals and ranked 15th in the National League with a .317 average w/RISP...Hit go-ahead grand slam in ninth inning of May 13 comeback 9-6 win at Arizona after entering in the seventh inning in place of Bryce Harper (ejected)...Homered in three straight games, August 20-22 (4-for-14, 3 HR, 5 RBI, BB, 4 R)...Hit 10 of his 14 home runs off right-handed pitchers.

2014

Began the season with Double-A Harrisburg before being promoted to Triple-A Syracuse on Aug. 2 and eventually was summoned to D.C. on Aug. 12 for his big league debut...Posted his first hit (2nd-inn. single off R.Montero) and home run (6th inn. 2-run off C. Torres) in his MLB debut, Aug. 12 at NYM...Played in 110 games in Washington's chain, ranked among system leaders in batting (4th, .304), home runs (2nd, 23) and stolen bases (3rd, 37)... Hit .313 with 22 HR, 61 RBI and 34 stolen bases in 98 games and finished second in balloting for Double-A Eastern League MVP...Following the season, was ranked by *Baseball America* as the top prospect in the Eastern League...Was selected to play in the Sirius-XM All-Star Futures game in Minneapolis...Garnered several honors throughout the season: MiLB.com Organization All-Star, *Baseball America* Minor League All-Star, Eastern League Rookie of the Year, and Eastern League mid-season and post-season All-Star.

2013

Ranked second in the Nationals system with 41 doubles, 58 extra-base hits, 87 RBI and 51 stolen bases...Swiped a career-high 51 bags in 58 at-tempts (88% success rate)...Also recorded career highs in most offensive categories except home runs, but did hit 10 long balls...Seven of his 10 home runs were hit off right-handed pitchers, but posted a superior slugging mark (.450) against southpaws...25 of 58 extra-base hits came with RISP...Garnered Carolina League Player of the Week honors on three occasions (May 27, July 22, and Sept. 3)...Following season, hit .365 with seven doubles, two triples, three home runs and 10 RBI in 36 games for Mayaguez of the Puerto Rican Winter League...Was named a MiLB.com Organization All-Star and a Carolina League post-season All-Star following the season.

2012

Paced the Nationals' system with 33 doubles in his first season with Potomac...Walked 40 times after tallying 47 base on balls in first two pro campaigns.

2011

Played primarily in the outfield (92 games in center field, 21 in right field) for the first time and thrived, hitting 13 home runs for Hagerstown.

2010

Made his pro debut as an infielder...Following season, he participated in Instructional League and began his successful conversion to the outfield.

PERSONAL

Michael Anthony Taylor...Is a 2009 graduate of Westminster (FL) Academy where he played with former National Matt den Dekker.

CAREER TRANSACTIONS		CAREER / RF					
2009 Selected by Washington in sixth round of First-Year Player Draft.		1.000	15 22 0 0 22 0				
SIGNED BY		CAREER BESTS					
Tony Arango (Nationals)		SINGLE-GAME HITS.....	4, 4x, last: 9/8/17 vs. PHI				
CAREER FIELDING		SINGLE-GAME RBI.....	5, 9/8/17 vs. PHI				
YEAR / POS.	PCT.	G	PO	A	E	TC	DP
2017 / CF	.985	111	258	8	4	270	1
2017 / RF	1.000	2	1	0	0	1	0
CAREER / CF	.988	281	622	16	8	646	2
CAREER / LF	1.000	39	73	3	0	76	0
		HITTING STREAK.....	9 games, 6/19/15 - 6/28/15				
		MULTI-HR GAMES (2).....	6/19/16 at SDP (2) 6/24/17 vs. CIN (2)				
		CAREER GRAND SLAMS (2).....	5/13/15 at ARI (Reed) 9/8/17 vs. PHI (Thompson)				
		CAREER PINCH HOMERS (1).....	9/4/15 vs. ATL (Cunniff)				
		CAREER WALK-OFF HOMERS (1).....	9/4/15 vs. ATL (Cunniff)				

TAYLOR



TAYLOR, MICHAEL A.

In 12 seasons (2005-17), the Washington Nationals have hit 54 grand slams. On July 27, 2009 at Milwaukee, Josh Willingham famously hit two grand slams in the same game and on April 19, 2017 at Atlanta Bryce Harper and Ryan Zimmerman each hit grand slams. In the 52 games in which the Nationals have hit a grand slam, Washington's record is 45-7. Of the 54 slams, 27 were launched in D.C. (24 at Nationals Park, 3 at RFK Stadium). With eight, the Marlins and Mets have been Washington's most frequent grand-slam victims. A chronological list of grand slams hit by the Washington Nationals:

#	DATE	BALLPARK	NATIONAL	OPP PITCHER	INNING
1.	8/4/2005	RFK Stadium	Wilkerson	Sanchez (LAD)	8
2.	4/18/2006	Citizens Bank Park	Church	Geary (PHI)	9
3.	6/4/2006	Miller Park	Soriano	Winkelsas (MIL)	6
4.	4/22/2007	Sun Life Stadium	Zimmerman	Gregg (FLA)	9
5.	5/12/2007	RFK Stadium	Zimmerman	Julio (FLA)	9
6.	5/22/2007	Great American Ball Park	Lopez	Coutlangus (CIN)	8
7.	5/27/2007	Busch II Stadium	Langerhans	Flores (STL)	8
8.	7/4/2007	RFK Stadium	Young	Hill (CHI)	5
9.	9/11/2007	Sun Life Stadium	Maxwell	Seddon (FLA)	4
10.	4/24/2008	Nationals Park	Lopez	Heilman (NYM)	6
11.	5/28/2008	Petco Park	Flores	Estes (SDP)	4
12.	7/1/2008	Sun Life Stadium	Belliard	Hendrickson (FLA)	6
13.	8/22/2008	Wrigley Field	Harris	Cotts (CHI)	6
14.	4/18/2009	Nationals Park	Kearns	Johnson (FLA)	1
15.	5/24/2009	Nationals Park	Dunn	Walker (BAL)	7
16.	7/25/2009	Nationals Park	Dunn	Perdomo (SDP)	2
17.	7/27/2009	Miller Park	Willingham	Suppan (MIL)	5
18.	7/27/2009	Miller Park	Willingham	DiFelice (MIL)	6
19.	8/22/2009	Nationals Park	Belliard	Burns (MIL)	3
20.	8/25/2009	Wrigley Field	Dukes	Heilman (CHI)	5
21.	9/30/2009	Nationals Park	Maxwell	Rodriguez (NYM)	9
22.	4/11/2010	Citi Field	Willingham	Santana (NYM)	1
23.	9/6/2010	Nationals Park	Espinosa	Igarashi (NYM)	6
24.	9/15/2010	Turner Field	Maxwell	Minor (ATL)	2
25.	5/24/2011	Miller Park	Morse	Narveson (MIL)	3
26.	6/5/2011	Chase Field	Morse	Paterson (ARI)	11
27.	7/22/2011	Dodger Stadium	Hairston Jr.	Guerrier (LAD)	9
28.	8/2/2011	Nationals Park	Ankiel	Lowe (ATL)	4
29.	8/19/2011	Nationals Park	Zimmerman	Madsen (PHI)	9
30.	8/17/2012	Nationals Park	Morse	Santana (NYM)	4
31.	9/29/2012	Busch II Stadium	Morse	Lohse (STL)	1
32.	6/19/2013	Citizens Bank Park	Desmond	Stutes (PHI)	11
33.	7/7/2013	Nationals Park	Zimmerman	Erlin (SDP)	3
34.	7/28/2013	Nationals Park	Ramos	Torres (NYM)	3
35.	4/9/2014	Nationals Park	Werth	Marmol (MIA)	8
36.	4/10/2014	Nationals Park	Desmond	Caminero (MIA)	8
37.	5/13/2015	Chase Field	Taylor	Reed (ARI)	9
38.	8/25/2015	Nationals Park	Zimmerman	Norris (SDP)	6
39.	9/7/2015	Nationals Park	Ramos	Niese (NYM)	4
40.	9/14/2015	Citizens Bank Park	Werth	Nola (PHI)	5
41.	4/14/2016	Nationals Park	Harper	Teheran (ATL)	3
42.	4/19/2016	Marlins Park	Harper	Narveson (MIA)	7
43.	5/29/2016	Nationals Park	Werth	Kiekhfer (STL)	7
44.	6/30/2016	Nationals Park	Espinosa	Finnegan (CIN)	3
45.	7/3/2016	Nationals Park	Espinosa	Lamb (CIN)	4
46.	8/24/2016	Nationals Park	Murphy	Bridwell (BAL)	9
47.	9/6/2016	Nationals Park	Rendon	Perez (ATL)	3
48.	4/19/2017	SunTrust Park	Harper	Teheran (ATL)	2
49.	4/19/2017	SunTrust Park	Zimmerman	Krol (ATL)	8
50.	4/23/2017	Citi Field	Murphy	Wheeler (NYM)	1
51.	7/15/2017	Great American Ball Park	Rendon	Wood (CIN)	7
52.	8/6/2017	Wrigley Field	Wieters	Edwards (CHI)	8
53.	8/13/2017	Nationals Park	Kendrick	Suarez (SFG)	11
54.	9/8/2017	Nationals Park	Taylor	Thompson (PHI)	3

Entering 2018, Washington's 54 grand slams have been hit by Ryan Zimmerman (6), Mike Morse (4), Danny Espinosa (3), Justin Maxwell (3), Bryce Harper (3), Josh Willingham (3), Jayson Werth (3), Ian Desmond (2), Adam Dunn (2), Wilson Ramos (2), Ronnie Belliard (2), Felipe Lopez (2), Michael Taylor (2), Daniel Murphy (2), Anthony Rendon (2), Willie Harris (1), Matt Wieters (1), Jerry Hairston (1), Alfonso Soriano (1), Ryan Church (1), Brad Wilkerson (1), Dmitri Young (1), Jesus Flores (1), Rick Ankiel (1), Austin Kearns (1), Ryan Langerhans (1), Howie Kendrick (1), Elijah Dukes (1)

TREA TURNER • SS

tvturner
@treavturner



BATS: Right THROWS: Right HEIGHT: 6'2" WEIGHT: 185

BORN: 6/30/93 Boynton Beach, FL

'18 OPENING DAY AGE: 24

MLB SERVICE: 1.135

OBTAINED: Acquired by Washington with RHP Joe Ross from San Diego in exchange for OF Steven Souza Jr. and LHP Travis Ott, both of whom went to Tampa Bay. San Diego acquired OF Wil Myers, C Ryan Hanigan, LHP Jose Castillo and RHP Gerardo Reyes from Tampa Bay. Tampa Bay acquired C Rene Rivera, 1B Jake Bauers, and RHP Burch Smith from San Diego, Dec. 14, 2014

7

TURNER CAREER RECORD

YEAR	CLUB	AVG	G	AB	R	H	TB	2B	3B	HR	RBI	SH	SF	HP	BB	SO	SB	CS	OBP	SLG	OPS	E
2014	Eugene	.228	23	92	14	21	26	2	0	1	2	0	0	2	11	19	9	1	.324	.283	.607	1
	Fort Wayne	.369	46	187	31	69	99	14	2	4	22	1	1	3	24	48	14	3	.447	.529	.976	3
	San Antonio	.322	58	227	31	73	107	13	3	5	35	2	1	0	24	48	11	4	.385	.471	.856	6
2015	Harrisburg	.359	10	39	6	14	20	4	1	0	4	0	1	0	8	4	0	0	.366	.513	.879	4
	Syracuse	.314	48	188	31	59	81	7	3	15	1	3	0	13	41	14	2	.353	.431	.784	11	
	Washington	.225	27	40	5	9	13	1	0	1	1	0	0	0	4	12	2	2	.295	.325	.620	2
2016	Syracuse	.302	83	331	61	100	156	22	8	6	33	1	2	0	37	72	25	2	.370	.471	.841	9
	Washington	.342	73	307	53	105	174	14	8	13	40	0	2	1	14	59	33	6	.370	.567	.937	3
	Washington	.284	98	412	75	117	186	24	6	11	45	0	1	4	30	80	46	8	.338	.451	.789	8
2017	Syracuse	.000	3	9	0	0	0	0	0	0	0	0	0	0	1	4	0	0	.100	.000	.100	0
	Potomac	.167	4	12	1	2	3	1	0	0	1	0	1	0	0	3	0	1	.154	.250	.404	0
	MINORS TOTALS	.312	275	1085	175	338	492	63	17	19	112	5	9	5	111	243	77	13	.375	.453	.829	34
MLB TOTALS		.304	198	759	133	231	373	39	14	25	86	0	3	5	48	151	81	16	.348	.491	.840	13

* - Rehab Assignment

2016 POSTSEASON

RD.	CLUB, OPP.	AVG	G	AB	R	H	TB	2B	3B	HR	RBI	SH	SF	HP	BB	SO	SB	CS	OBP	SLG	OPS	E
NLDS	WSH vs. LAD	.318	5	22	5	7	7	0	0	0	1	0	1	0	1	11	2	0	.333	.318	.652	0
TOTALS		.318	5	22	5	7	7	0	0	0	1	0	1	0	1	11	2	0	.333	.318	.652	0

2017 POSTSEASON

RD.	CLUB, OPP.	AVG	G	AB	R	H	TB	2B	3B	HR	RBI	SH	SF	HP	BB	SO	SB	CS	OBP	SLG	OPS	E
NLDS	WSH vs. CHI	.143	5	21	1	3	4	1	0	0	0	0	0	0	2	7	2	0	.217	.190	.408	1
TOTALS		.143	5	21	1	3	4	1	0	0	0	0	0	0	2	7	2	0	.217	.190	.408	1

CAREER

Elite athlete with electric, game-changing speed who ascended through the Minor Leagues to become one of the top young players in Major League Baseball in 2016...He emerged as a finalist for the 2016 National League Rookie of the Year after playing just 73 games at the big league level...Is a natural shortstop - where he spent 2017 - but has the ability to play second base and center field - as he did in 2016...Enters the 2018 season with 81 stolen bases, already second-most in Nationals history (2005-pres.) behind Ian Desmond (122)...Can also hit for power, having hit six career lead off home runs, behind only Alfonso Soriano (9) for the most in Nationals history...Was acquired on June 14, 2015, completing the Dec. 14, 2014 three-team trade in which Washington acquired right-handed pitcher Joe Ross and a Player to be Named (Turner) from the Padres...Was Washington's No. 2 prospect per *Baseball America* and one of the top prospects in all of baseball (No. 9 per *Baseball America*) entering 2016.

2017

Put up strong numbers despite two stints on the disabled list (right hamstring strain: 4/10 to 4/21; right wrist fracture: 6/30 to 8/29)...Hit .297 with 11 doubles, two triples, four homers, 13 RBI, 12 walks, 11 stolen bases and 22 runs scored in 30 games following his return from his right wrist fracture...Broke Washington's single-season stolen base record with 46...Ranked third in MLB with 46 stolen bases...Broke Washington's single-season record with his 42nd SB on Sept. 19 at ATL...Stole a career-high and Nationals record four stolen bases on two occasions (6/18 at NYM; 6/27 vs. CHI)...Recorded his first career cycle and the third in Nationals history, April 25 at COL...Recorded a career-high seven RBI as well...According to the *Elias Sports Bureau*, Turner became the eighth player in Major League history to drive in seven or more RBI in a game while hitting for the cycle...Only one player did that at a younger age than Turner (23 years, 299 days): Joe DiMaggio, who hit for the cycle and knocked in seven runs against the Washington Senators on July 9, 1937 at 22 years, 226 days old...Clubbed four leadoff home runs despite hitting leadoff in 90 of the 98 games played...Four leadoff blasts ranked tied for third in the National League (18th in MLB)...All six triples, 11 home runs and 17 of his doubles came off right-handed pitching...Was held hitless for the first three games of the NLDS, but came on strong in the final two games, going 3-for-9 (.333) with a double, two walks, one stolen base and one run scored.

AWARDS AND HONORS


- 2016..... National League Rookie of the Year Finalist (BBWAA)
- 2016..... MiLB.com Organization All-Star
- 2016..... National League Rookie of the Month (Sept./Oct.)
- 2016..... National League Rookie of the Month (Aug.)
- 2016..... Washington's No. 2 prospect per *Baseball America*
- 2016..... MLB's No. 9 prospect per *Baseball America*
- 2015..... MiLB.com Organization All-Star
- 2015..... SiriusXM All-Star Futures Game at CIN
- 2015..... Texas League All-Star (mid-season)
- 2015..... San Diego's No. 2 prospect per *Baseball America*
- 2015..... MLB's No. 9 prospect per *Baseball America*
- 2014..... MiLB.com Organization All-Star
- 2014..... San Diego's MiLB Defensive Player of the Year

NATIONALS PARK
COMMUNITY RELATIONS
FOUNDATION
DREAM
YOUTH BASEBALL ACADEMY
FRONT OFFICE/ OWNERSHIP
MANAGER/ COACHING STAFF
PLAYERS
IN REVIEW
HISTORY AND RECORDS
SCOUTING/ RESEARCH/ PLAYER DEV.
MEDIA

TURNER, TREA

2016

In his first full season in Washington's system, Turner recorded one of the top rookie seasons in MLB history despite just 73 games played...Hit .342 with 14 doubles, eight triples, 13 homers, 40 RBI, 33 stolen bases and 53 runs scored for the Nationals...He played 71 of his 73 games from July 15 through the end of the season... His .342 batting average was the highest by any rookie with at least 290 at-bats since Ichiro Suzuki hit .350 for Seattle in his first MLB season (2001)...Turner collected 105 hits and stole 33 bases in just 73 games, becoming the first rookie in franchise history (Nationals/Expos) to post more than 100 hits in fewer than 100 games...According to *Baseball Reference*, he was the only rookie in MLB history (since 1900) to record at least 13 homers, 33 stolen bases and an average of .340 or better in no more than 73 games...His 1.44 hits per game was the fifth-highest mark by a rookie with at least 70 games since 1900... After the All-Star break, Turner led MLB in triples (8), and ranked in the National League in stolen bases (2nd, 33), hits (2nd, 102), total bases (3rd, 170), runs scored (T5th, 53), and average (5th, .340)...According to *Elias*, only three rookies in MLB history have hit as high as .340 with as many as 13 home runs after the break: Hal Trosky (CLE, 1934: .349, 19 HR), Ted Williams (BOS, 1939: .345, 19 HR) and Willie McCovey (SFG, 1959: .354, 13 HR)...Was the first rookie in WSH/MON history w/20+ stolen bases since Mike Lansing (1993)... His 33 stolen bases were the most by a rookie in Nationals history (2005-present) and the fourth-most by any rookie in franchise history (Nationals/Expos), behind only Tim Lincecum (71, 1981), Larry Lintz (50, 1974) and Delino DeShields (42, 1990)...His 33 stolen bases were the third-most in club history, regardless of service time, behind only Alfonso Soriano (41, 2006) and Nyjer Morgan (34, 2010)...On July 20 vs. LAD, became third Nationals player to steal home...Clubbed his first walk-off home run in his first multi-home run game, Sept. 9 vs. PHI (Herrmann)...Matched a franchise record (WSH/MON) with hits in eight straight plate appearances, Aug. 23-24...Clubbed two lead-off home runs (8/28 vs. COL off C. Bettis and 9/17 at ATL off J. Collmenter)...Earned back-to-back NL Rookie of the Month awards in Aug. (.357, 6 2B, 3 3B, 5 HR, 15 RBI, 11 SB, 27 R) and Sept./Oct. (.339, 5 2B, 2 3B, 8 HR, 18 RBI, 15 SB)... Recorded seven hits in the 2016 NLDS, tied for the most in MLB during the DS...Tied teammates Daniel Murphy and Jayson Werth as well as TOR 3B Josh Donaldson



2015

Began the season with Double-A San Antonio in San Diego's system before joining Washington's Double-A Harrisburg on June 16...Was promoted to Triple-A Syracuse 10 days later...Had his contract selected from Triple-A Syracuse, Aug. 21...Made his debut that night vs. Milwaukee, entering the game as a defensive replacement at shortstop...Collected his first MLB hit, an infield single, Sept. 4 vs. Atlanta...Clubbed his first MLB home run, a solo shot, Sept. 9 at ATL (Wisler)...Hit .322 with 24 doubles, seven triples, eight homers, 54 RBI, 29 stolen bases, 28 walks and 68 runs scored in 116 MiLB games between San Antonio, Harrisburg and Syracuse...His .322 average ranked third and his .471 slugging percentage ranked tied for sixth in the Texas League at the time of the trade...Was named the No. 9 prospect in all of baseball according to *Baseball America's* mid-season top-50 list and was the No. 4 prospect in the International League following the season.

2014

Reported to short-season Single-A Eugene following the 2014 First-Year Player Draft...Was eventually promoted to Single-A Fort Wayne...Combined to play in 50 total games, all at shortstop, posting a .984 fielding percentage...Was named San Diego's Minor League Defensive Player of the Year...Hit .323 with 16 doubles, five homers, 24 RBI, 35 walks, 23 stolen bases and 45 runs scored in 69 games between the two stops...Was named by *Baseball America* as the No. 2 prospect in the Midwest League following the season.

PERSONAL

Trea Vance Turner...Graduated from Park Vista (FL) High School and attended North Carolina State University...Following his junior season, he was named first-team All-ACC, second-team All-American by Perfect Game and a third team All-American by *Baseball America*...He led NCAA Division I with 55 stolen bases as a freshman in 2012 and was a key cog in North Carolina State's journey to the 2013 College World Series.

CAREER TRANSACTIONS

2014..... Selected by SDP in first round (No. 13 overall) of First-Year Player Draft.
2015..... Acquired by Washington with RHP Joe Ross from SDP in exchange for OF Steven Souza Jr. and LHP Travis Ott, both of whom went to TBR. SDP acquired OF Wil Myers, C Ryan Hanigan, LHP Jose Castillo and RHP Gerardo Reyes from TBR. TBR acquired C Rene Rivera, 1B Jake Bauers, and RHP Burch Smith from SDP, June 14.

SIGNED BY

Tyler Stubblefield (Padres)

CAREER FIELDING

YEAR / POS.	PCT	G	PO	A	E	TC	DP
2017 / SS	.979	95	134	234	8	376	57
CAREER / SS	.977	103	140	243	9	392	61
CAREER / CF	.980	45	99	1	2	102	0
CAREER / 2B	.988	42	71	93	2	166	24

CAREER BESTS

SINGLE-GAME HITS..... 5, 6/24/17 at CIN
SINGLE-GAME RBI..... 7, 4/25/17 at COL
HITTING STREAK..... 10 games, 8/10/16 - 8/20/16
MULTI-HR GAMES (2)..... 9/9/16 vs. PHI
9/17/16 at ATL
CAREER GRAND SLAMS..... None
CAREER PINCH HOMERS..... None
CAREER WALK-OFF HOMERS (1)... 9/9/16 VS. PHI (Hermann)

TURNER

FIRST-INNING LEADOFF HOMERS HIT BY NATIONALS

#	DATE/SITE	NATIONAL	OPP. PITCHER	RESULT	#	DATE/SITE	NATIONAL	OPP. PITCHER	RESULT
1.	6/21/05 at PIT	Brad Wilkerson	Oliver Pérez	L4-11	25.	4/12/14 at ATL	Anthony Rendon	Alex Wood	L3-6
2.	7/15/05 at MIL	Brad Wilkerson	Ben Sheets	L3-4	26.	5/21/14 vs. CIN	Denard Span	Alfredo Simon	L2-1
3.	8/26/05 vs. STL	Brad Wilkerson	Jeff Suppan	W4-1	27.	4/10/15 at PHI	Michael A. Taylor	Jerome Williams	L1-4
4.	4/9/06 at HOU	Marlon Byrd	Andy Pettitte	L3-7	28.	4/16/15 vs. PHI	Yunel Escobar	Cole Hamels	W5-2
5.	4/21/06 vs. ATL	Alfonso Soriano	John Smoltz	W7-3	29.	5/11/15 at ARI	Denard Span	Josh Collmenter	W11-1
6.	7/3/06 vs. FLA	Alfonso Soriano	Ricky Nolasco	W9-1	30.	5/25/15 at CHI	Denard Span	Tsuyoshi Wada	W2-1
7.	7/8/06 vs. SDP	Alfonso Soriano	Chris Young	L2-5	31.	7/4/15 vs. SFG	Michael A. Taylor	Madison Bumgarner	W9-3
8.	7/15/06 at PIT	Alfonso Soriano	Ian Snell	L6-7	32.	8/4/15 vs. ARI	Yunel Escobar	Patrick Corbin	W5-4
9.	7/18/06 at FLA	Alfonso Soriano	Dontrelle Willis	W7-6	33.	8/13/15 at SFG	Yunel Escobar	Ryan Vogelsong	L1-3
10.	7/27/06 vs. SFG	Alfonso Soriano	Matt Cain	W6-5	34.	9/4/15 at PHI	Anthony Rendon	Aaron Nola	W8-7
11.	8/2/06 at SFG	Alfonso Soriano	Jason Schmidt	L6-8	35.	4/15/16 at PHI	Michael A. Taylor	Jeremy Hellickson	W9-1
12.	8/6/06 at SDP	Alfonso Soriano	Jake Peavy	L2-3	36.	4/24/16 vs. MIN	Matt Den Dekker	Tyler Duffey	W6-5
13.	8/18/06 at PHI	Alfonso Soriano	Brett Myers	W6-4	37.	6/11/17 vs. TEX	Michael A. Taylor	Mike Leake	W5-4
14.	5/8/07 at MIL	Felipe Lopez	David Bush	L4-6	38.	6/19/16 at SDP	Michael A. Taylor	Drew Pomeranz	L3-6
15.	7/30/08 vs. PHI	Willie Harris	Jamie Moyer	L5-8	39.	8/28/16 vs. COL	Trea Turner	Chad Bettis	L3-5
16.	7/28/09 at MIL	Nyjer Morgan	Carlos Villanueva	W8-3	40.	9/17/16 at ATL	Trea Turner	Josh Collmenter	L3-7
17.	6/16/11 vs. STL	Jayson Werth	Kyle Lohse	W7-4	41.	5/26/17 vs. SDP	Trea Turner	Luis Perdomo	W5-1
18.	8/1/11 vs. ATL	Rick Ankiel	Jair Jurrjens	W5-3	42.	6/11/17 vs. TEX	Brian Goodwin	Austin Bibens-Dirkx	L1-5
19.	9/3/11 vs. NYM	Ian Desmond	Dillon Gee	W8-7	43.	6/12/17 vs. ATL	Trea Turner	Mike Foltyniewicz	L10-11
20.	9/5/11 vs. LAD	Ian Desmond	Hiroki Kuroda	W7-2	44.	4/17/17 at NYM	Trea Turner	Seth Lugo	W7-4
21.	4/10/12 at NYM	Ian Desmond	Dillon Gee	W6-2	45.	7/23/17 at ARI	Brian Goodwin	Robbie Ray	W6-2
22.	6/3/12 vs. ATL	Steve Lombardozzi	Tommy Hanson	L2-3	46.	8/18/17 at SDP	Howie Kendrick	Luis Perdomo	W7-1
23.	7/29/12 at MIL	Steve Lombardozzi	Mark Rogers	W11-10	47.	9/20/17 at ATL	Trea Turner	Lucas Sims	W7-3
24.	9/9/13 at NYM	Denard Span	Carlos Torres	W9-0					

*Washington is 28-19 all-time when hitting a first-inning leadoff homer

BEGINNING BOLTS



CESAR VARGAS • RHP

 cesarvargas49

 @cevar81

BATS: Right **THROWS:** Right **HEIGHT:** 6'2" **WEIGHT:** 237
BORN: 12/30/91 Puebla, MEX**'18 OPENING DAY AGE:** 26**MLB SERVICE:** 0.163**OBTAINED:** Signed as a Minor League free agent,
Dec. 15, 2017


58

VARGAS CAREER RECORD

YEAR	CLUB	W	L	ERA	G	GS	CG	SHO	SV	IP	H	R	ER	HR	HB	BB	SO	SO/9	WP	BK	BAA
2009	DSL Yankees1	2	1	3.50	16	0	0	0	3	36.0	39	23	14	0	6	11	30	7.5	10	0	.273
2010	DSL Yankees2	2	2	2.06	14	2	0	0	2	39.1	37	12	9	0	2	10	34	7.8	2	0	.248
2011	DSL Yankees1	5	4	2.39	15	15	0	0	0	71.2	46	25	19	1	1	28	85	10.7	11	3	.184
2012	GCL Yankees	3	2	2.97	11	2	0	0	2	36.1	36	16	12	1	1	8	30	7.4	7	0	.254
	Charleston	0	0	3.72	2	2	0	0	0	9.2	10	4	4	1	0	4	8	7.4	0	0	.286
2013	Charleston	4	5	3.24	22	22	1	0	0	108.1	86	48	39	6	4	35	83	6.9	7	0	.216
	Tampa	0	3	11.68	3	3	0	0	0	12.1	23	19	16	1	1	8	9	6.6	1	0	.434
2014	Charleston	0	2	2.73	17	0	0	0	3	29.2	27	12	9	1	0	7	31	9.4	6	0	.239
	Tampa	4	0	2.48	27	0	0	0	11	40.0	26	14	11	3	0	7	45	10.1	1	0	.184
2015	Trenton	6	0	2.79	43	0	0	0	4	67.2	65	25	21	1	3	22	65	8.6	7	0	.249
	Scranton/WB	0	0	6.75	3	0	0	0	1	5.1	6	4	4	1	0	0	11	18.6	0	0	.273
2016	San Antonio	0	0	1.42	2	2	0	0	0	12.2	5	2	2	0	0	1	14	9.9	1	0	.122
	San Diego	0	3	5.03	7	7	0	0	0	34.0	41	19	19	5	1	15	28	7.4	0	0	.301
2017	San Antonio	3	3	3.61	33	2	0	0	0	57.1	49	24	23	2	1	25	66	10.4	7	0	.229
	El Paso	1	0	15.09	10	0	0	0	0	11.1	18	20	19	1	2	13	12	9.5	3	0	.375
	MINORS TOTALS	30	22	3.38	218	50	1	0	26	537.2	473	248	202	19	21	179	523	8.8	63	3	.235
	MLB TOTALS	0	3	5.03	7	7	0	0	0	34.0	41	19	19	5	1	15	28	7.4	0	0	.301

CAREER

Right-handed reliever joins the Nationals on a Minor League contract with an invite to 2018 Spring Training...Began his career as a starter but converted to the bullpen for the 2014 season...Made his MLB debut for San Diego in 2016...Relies on command and control, having issued just 3.0 walks per 9.0 IP across his nine-year professional career.

2017

Went 4-3 with a 5.50 ERA in 43 games between Double-A San Antonio and Triple-A El Paso...Struck out 78 batters in 68.2 innings pitched.

2016

Split the season between Double-A San Antonio and San Diego, making a total of seven starts for the Padres...Was recalled from Double-A San Antonio on April 23 and made his Major League debut that same day vs. St. Louis (5.0 IP, ER, HR, 3 BB, 3 SO)...Placed on the 15-day disabled list on May 29 with right elbow soreness and transferred to the 60-day disabled list on July 1, missing the final 112 games of the season.

2015

Went 6-0 with five saves and a 3.08 ERA with 76 strikeouts against just 22 walks in 46 games between Double-A Trenton and Triple-A Scranton/Wilkes-Barre...Led Trenton with 43 appearances.

2014

Converted to the bullpen...Went 4-2 with 14 saves and a 2.58 ERA and 76 strikeouts against 14 walks 44 relief appearances between Single-A Tampa and Single-A Charleston...Named an Organization All-Star for the Yankees by MiLB.com, following the season.

2013

In his last season as a starter, made 25 starts between Single-A Charleston and Single-A Tampa, going a 4-8 with a 4.10 ERA...Transferred to Single-A Tampa on Aug. 15.

2012

Spent the majority of the season with the Gulf Coast League Yankees, going 3-2 with two saves and a 2.97 ERA in 11 games, two starts...Transferred to Single-A Charleston on Aug. 23.

AWARDS AND HONORS

2014..... MiLB.com Organization All-Star

2011

Played the entire season with the Dominican Summer League Yankees...Led the team in strikeouts and innings pitched and ranked second in wins.

2010

Returned to the DSL Yankees for his second professional season...Went 2-2 with a 2.06 ERA and 34 strikeouts against 10 walks in 14 games.

2009

Made his professional debut with the Dominican Summer League Yankees and went 2-1 with three saves and a 3.50 ERA and 30 strikeouts in 16 relief appearances.

PERSONAL

Cesar Vargas.

VARGAS	CAREER TRANSACTIONS	CAREER FIELDING																
	2009 Signed by NYY as a non-drafted free agent, Feb. 9. 2015 Signed by SDP as a free agent, Nov. 20. 2017 Signed by Washington as a Minor League free agent, Dec. 16.	<table border="1"> <thead> <tr> <th>YEAR / POS.</th> <th>PCT</th> <th>G</th> <th>PO</th> <th>A</th> <th>E</th> <th>TC</th> <th>DP</th> </tr> </thead> <tbody> <tr> <td>Career / P</td> <td>1.000</td> <td>7</td> <td>4</td> <td>11</td> <td>0</td> <td>15</td> <td>0</td> </tr> </tbody> </table>	YEAR / POS.	PCT	G	PO	A	E	TC	DP	Career / P	1.000	7	4	11	0	15	0
	YEAR / POS.	PCT	G	PO	A	E	TC	DP										
Career / P	1.000	7	4	11	0	15	0											
SIGNED BY Lee Sigman (Yankees)	CAREER BESTS LONGEST START..... 7.0, 5/21/16 vs. LAD WINNING STREAK..... None MOST SINGLE-GAME K'S..... 7, 2x, Last: 5/21/16 vs. LAD CAREER 10-K GAMES..... None HOME RUNS HIT..... None																	

2018 NATIONALS BIRTHDAYS	JANUARY	BIRTHDATE	AUGUST	BIRTHDATE
	Bobby Henley	January 30, 1973	Henry Blanco	August 29, 1971
	Reid Brignac	January 16, 1986	Joe Dillon	August 2, 1975
	Enny Romero	January 24, 1991	Brandon Kintzler	August 1, 1984
	A.J. Cole	January 5, 1992	Ryan Madson	August 28, 1980
	Jose Marmolejos	January 2, 1993	Jhonatan Solano	August 12, 1985
			Sammy Solis	August 10, 1988
	FEBRUARY	BIRTHDATE	Chris Smith	August 19, 1988
	Derek Lilliquist	February 20, 1966	Matt Adams	August 31, 1988
	Tommy Milone	February 16, 1987	Tim Collins	August 21, 1989
	Ismael Guillon	February 13, 1992	Adrian Sanchez	August 16, 1990
	Brady Dragmire	February 5, 1993	Jaron Long	August 28, 1991
Erick Fedde	February 25, 1993	Trevor Gott	August 26, 1992	
		Kelvin Gutierrez	August 28, 1994	
MARCH	BIRTHDATE	SEPTEMBER	BIRTHDATE	
Spencer Kieboom	March 16, 1991	Dave Martinez	September 26, 1964	
Michael A. Taylor	March 26, 1991	Edwin Jackson	September 9, 1983	
Rafael Bautista	March 8, 1993	Ryan Zimmerman	September 28, 1984	
		Gio Gonzalez	September 19, 1985	
APRIL	BIRTHDATE	Sean Doolittle	September 26, 1986	
Ryan Raburn	April 17, 1981	Moises Sierra	September 24, 1988	
Wilmer Difo	April 2, 1992	Wander Suero	September 15, 1991	
Shawn Kelley	April 26, 1984	Pedro Severino	September 20, 1993	
Daniel Murphy	April 1, 1985			
Koda Glover	April 13, 1993	OCTOBER	BIRTHDATE	
		Tim Bogar	October 28, 1966	
MAY	BIRTHDATE	Tanner Roark	October 5, 1986	
Austin Adams	May 9, 1991	David Goforth	October 11, 1988	
Rafael Martin	May 16, 1984	Jimmy Cordero	October 19, 1991	
Matt Wieters	May 21, 1986	Bryce Harper	October 16, 1992	
Joe Ross	May 21, 1993	Rauly Read	October 29, 1993	
Victor Robles	May 19, 1997			
JUNE	BIRTHDATE	NOVEMBER	BIRTHDATE	
Anthony Rendon	June 6, 1990	Chris Dominguez	November 22, 1986	
Austin Voth	June 26, 1992	Brian Goodwin	November 2, 1990	
Trea Turner	June 30, 1993			
Andrew Stevenson	June 1, 1994	DECEMBER	BIRTHDATE	
		Chip Hale	December 2, 1964	
JULY	BIRTHDATE	Kevin Long	December 30, 1966	
Miguel Montero	July 9, 1983	Adam Eaton	December 6, 1988	
Howie Kendrick	July 12, 1983	Matt Grace	December 14, 1988	
Max Scherzer	July 27, 1984	Bryan Harper	December 29, 1989	
Stephen Strasburg	July 20, 1988	Cesar Vargas	December 30, 1991	
Roman Mendez	July 25, 1990			
Pedro Severino	July 20, 1993			
Jefry Rodriguez	July 26, 1993			



AUSTIN VOTH • RHP

@AustinVoth31



BATS: Right **THROWS:** Right **HEIGHT:** 6'2" **WEIGHT:** 201

BORN: 6/26/92 Redmond, WA

'18 OPENING DAY AGE: 25

MLB SERVICE: 0.000

OBTAINED: Selected in the fifth round of the 2013 First-Year Player Draft

50

VOTH CAREER RECORD

YEAR	CLUB	W	L	ERA	G	GS	CG	SHO	SV	IP	H	R	ER	HR	HB	BB	SO	SO/9	WP	BK	BAA
2013	GCL Nationals	0	0	0.00	2	2	0	0	0	5.0	4	0	0	0	0	4	7.2	0	0	0	.235
2013	Auburn	2	0	1.47	7	7	0	0	0	30.2	21	6	5	0	1	4	42	12.3	2	0	.193
	Hagerstown	1	0	3.38	2	2	0	0	0	10.2	8	4	4	0	0	2	9	7.6	2	0	.195
2014	Hagerstown	4	3	2.45	13	13	0	0	0	69.2	51	25	19	1	2	22	74	9.6	3	1	.206
	Potomac	2	1	1.43	6	6	0	0	0	37.2	16	6	6	2	0	7	40	9.6	0	0	.126
	Harrisburg	1	3	6.52	5	5	0	0	0	19.1	22	14	14	4	1	9	19	8.8	1	0	.286
2015	Harrisburg	6	7	2.92	28	27	0	0	0	157.1	134	60	51	10	5	40	148	8.5	4	0	.230
2016	Syracuse	7	9	3.15	27	25	0	0	0	157.0	138	63	55	11	3	57	133	7.6	7	0	.232
2017	Syracuse	1	7	6.38	13	13	1	0	0	66.1	85	50	47	12	0	34	42	5.7	7	0	.310
	Auburn	0	1	13.50	1	1	0	0	0	2.0	4	3	3	0	0	1	2	9.0	0	0	.400
	Harrisburg	3	4	5.13	10	10	0	0	0	54.1	63	34	31	8	2	13	44	7.3	2	0	.288
MINORS TOTALS		27	35	3.47	114	111	1	0	0	610.0	546	265	235	48	14	189	557	8.2	28	1	.237

CAREER

Washington's 2015 Minor League Pitcher of the Year was added to Washington's 40-man roster following the 2016 season...Has posted high strikeout totals over the majority of his five-year professional career.

2017

Went 4-12 with a 5.94 ERA in 24 starts between three levels of Washington's system.

2016

Advanced to Triple-A Syracuse for the first time in his career...Ranked third in the International League and third in Washington's system with a 3.15 ERA...His 133 strikeouts were tied for the most among Nationals farmhands and tied for fifth in the International League...Also ranked among qualified International League pitchers in fewest hits per nine innings (1st, 7.91), fewest home runs per nine innings (3rd, 0.63), strikeouts per nine innings (3rd, 7.62) and walks/hits per innings pitched (5th, 1.24)...Matched a career-high with seven wins.

2015

Named Washington's Minor League Pitcher of the Year after leading all Nationals farmhands with 148 strikeouts and ranking third in the organization with a 2.92 ERA...His 148 strikeouts ranked second in all of Double-A and were tied for ninth in all of Minor League Baseball...He led the Eastern League in strikeouts (148), strikeouts per nine innings (8.47) and strikeout-to-walk ratio (3.70)...He also ranked among league leaders in hits per nine innings (2nd, 7.67), WHIP (5th, 1.11), home runs per nine innings (5th, 0.57), and ERA (8th, 2.92).

2014

Went a combined 7-7 with a 2.77 ERA in 24 starts between three levels of the Nationals' chain...Led all Nationals Minor Leaguers with 133 strikeouts and his 2.77 ERA was good for second in the system...Garnered Carolina League Pitcher of the Week honors in back-to-back weeks (7/14 and 7/21)...Was named a South Atlantic League mid-season All-Star after going 4-3 with a 2.45 ERA for Hagerstown.

2013

Power right-hander saw action at three levels of the Nationals' Minor League system following his selection in the draft...Struck out at least 10 batters in his final two starts for Auburn before his promotion to Single-A Hagerstown.

PERSONAL

Austin Lee Voth...Pronounced like "both"...Graduated from Kentwood (WA) High School and attended the University of Washington...Was the No. 1 starter for the Huskies in 2013...Went 7-6 with a 2.99 ERA in 15 starts...Ranked second in the Pac-12 with 98 strikeouts, behind Stanford's Mark Appel, and seventh-most in school history.

AWARDS AND HONORS

- 2018..... Washington's No. 26 prospect per *Baseball America*
- 2017..... Washington's No. 10 prospect per *Baseball America*
- 2016..... Washington's No. 9 prospect per *Baseball America*
- 2015..... Washington's Minor League Pitcher of the Year
- 2015..... Eastern League Pitcher of the Week (Sept. 7)
- 2015..... Eastern League All-Star (mid-season)
- 2015..... Washington's No. 11 prospect per *Baseball America*
- 2014..... Carolina League Pitcher of the Week (July 21)
- 2014..... Carolina League Pitcher of the Week (July 14)
- 2014..... South Atlantic League All-Star (mid-season)
- 2014..... Washington's No. 14 prospect per *Baseball America*

VOTH

CAREER TRANSACTIONS

2013..... Selected by Washington in fifth round of First-Year Player Draft.

SIGNED BY

Fred Costello (Nationals)



MATT WIETERS • C



BATS: Switch THROWS: Right HEIGHT: 6'5" WEIGHT: 225

BORN: 5/21/86 Charleston, SC
'18 OPENING DAY AGE: 31
MLB SERVICE: 8.129
OBTAINED: Signed as a free agent, Feb. 24, 2017



WIETERS CAREER RECORD

YEAR	CLUB	AVG	G	AB	R	H	TB	2B	3B	HR	RBI	SH	SF	HP	BB	SO	SB	CS	OBP	SLG	OPS	E
2008	Frederick	.345	69	229	48	79	132	8	0	15	40	1	4	2	44	47	1	2	.448	.576	1.024	6
	Bowie	.365	61	208	41	76	130	14	2	12	51	0	3	1	38	29	1	0	.460	.625	1.085	3
2009	Norfolk	.305	39	141	25	43	71	9	2	5	30	0	2	0	20	30	0	0	.387	.504	.891	1
	Baltimore	.288	96	354	35	102	146	15	1	9	43	0	2	1	28	86	0	0	.340	.412	.752	5
2010	Baltimore	.249	130	446	37	111	168	22	1	11	55	0	7	2	47	94	0	1	.319	.377	.696	5
2011	Baltimore	.262	139	500	72	131	225	28	0	22	68	0	1	2	48	84	1	0	.328	.450	.778	5
2012	Baltimore	.249	144	526	67	131	229	27	1	23	83	0	3	4	60	112	3	0	.329	.435	.764	10
2013	Baltimore	.235	148	523	59	123	218	29	0	22	79	1	12	0	43	104	2	0	.287	.417	.704	3
2014	Baltimore	.308	26	104	13	32	52	5	0	5	18	0	2	0	6	19	0	1	.339	.500	.839	1
2015	Bowie*	.182	3	11	1	2	2	0	0	0	2	0	1	0	1	0	0	0	.231	.182	.413	0
	Norfolk*	.600	2	5	2	3	6	0	0	1	1	0	0	0	1	0	0	0	.667	1.200	1.867	0
	Baltimore	.267	75	258	24	69	109	14	1	8	25	0	3	0	21	67	0	0	.319	.422	.741	5
2016	Baltimore	.243	124	423	48	103	173	17	1	17	66	1	3	5	32	85	1	0	.302	.409	.711	11
2017	Washington	.225	123	422	43	95	145	20	0	10	52	0	4	1	38	94	1	0	.288	.344	.632	8
MINORS TOTALS		.342	174	594	117	203	341	31	4	33	124	1	10	3	104	106	2	2	.436	.574	1.010	10
MLB TOTALS		.252	1005	3556	398	897	1465	177	5	127	489	2	37	15	323	745	8	2	.314	.412	.726	53

* - Rehab Assignment

2012 POSTSEASON

RD.	CLUB, OPP	AVG	G	AB	R	H	TB	2B	3B	HR	RBI	SH	SF	HP	BB	SO	SB	CS	OBP	SLG	OPS	E
ALWC	BAL vs. TEX	.000	1	4	0	0	0	0	0	0	0	0	0	0	2	0	0	0	.000	.000	.000	0
ALDS	BAL vs. NYY	.150	5	20	2	3	4	1	0	0	0	0	0	0	2	2	0	0	.227	.200	.427	0
TOTALS		.125	6	24	2	3	4	1	0	0	0	0	0	0	2	4	0	0	.192	.167	.359	0

2016 POSTSEASON

RD.	CLUB, OPP	AVG	G	AB	R	H	TB	2B	3B	HR	RBI	SH	SF	HP	BB	SO	SB	CS	OBP	SLG	OPS	E
ALWC	BAL vs. TOR	.000	1	4	0	0	0	0	0	0	0	0	0	0	2	0	0	0	.000	.000	.000	0
TOTALS		.000	1	4	0	0	0	0	0	0	0	0	0	0	2	0	0	0	.000	.000	.000	0

2017 POSTSEASON

RD.	CLUB, OPP	AVG	G	AB	R	H	TB	2B	3B	HR	RBI	SH	SF	HP	BB	SO	SB	CS	OBP	SLG	OPS	E
NLDS	WSH vs. CHI	.143	5	14	2	2	2	0	0	0	0	0	0	2	2	4	0	0	.333	.143	.476	2
TOTALS		.143	5	14	2	2	2	0	0	0	0	0	0	2	2	4	0	0	.333	.143	.476	2

ALL STAR GAME RECORD

YEAR	CLUB, SITE	AVG	G	AB	R	H	TB	2B	3B	HR	RBI	SH	SF	HP	BB	SO	SB	CS	OBP	SLG	OPS	E	
2011	AL at ARI	.000	1	1	0	0	0	0	0	0	0	0	0	0	0	0	0	0	.000	.000	.000	0	
2012	AL at KCR	.000	1	2	0	0	0	0	0	0	0	0	0	0	0	0	0	0	.000	.000	.000	0	
2014	AL at MIN	DID NOT PLAY																					
2016	AL at SDP	.000	1	2	0	0	0	0	0	0	0	0	0	0	2	0	0	0	.000	.000	.000	0	
TOTALS		.000	3	5	0	0	0	0	0	0	0	0	0	0	2	0	0	0	.000	.000	.000	0	

CAREER

Four time All-Star and two time Gold Glove winner signed with the Nationals approximately a week into 2017 Spring Training...Since his debut in 2009, Wieters enters 2018 ranked among active MLB catchers in home runs (4th, 127) and slugging percentage (6th, .412)...From 2011-13, he led Major League catchers in home runs (67), RBI (230) and ranked second in doubles (84)...Was originally selected fifth overall in the 2007 First-Year Player Draft out of Georgia Tech where he became the third player in Georgia Tech history to earn first-team All-America honors twice, joining Jason Varitek and Nomar Garciaparra...Ascended to the top prospect in baseball and made his Major League debut in 2009 after just 169 Minor League games.

WIETERS, MATT

2017

In his first season in Washington, Wieters helped guide a pitching staff that ranked third in the National League in ERA (3.88) and strikeouts (1,457)... Washington's staff was also the first in 21 years with three starting pitchers to rank in the top five in ERA in the National League, according to the *Elias Sports Bureau*... He opened the season strong at the plate, hitting .301 (22-for-73) with five doubles, four homers, 12 RBI, 11 walks and 10 runs scored in 21 April games... Ranked among NL catchers in hits (7th, 95), RBI (8th, 52), and doubles (9th, 20)... Was the ninth of 10 Nationals players to hit 10+ homers in 2017... Clubbed three home runs in 78 at-bats as a righty and seven home runs in 344 at-bats as a lefty... Was the 25th player to play for both Baltimore and Washington... Hit over .300 with runners in scoring position for the majority of the season... From Opening Day through Aug. 15, hit .302 (26-for-86) with three doubles, three homers, 38 RBI with runners in scoring position... Recorded his eighth career multi-HR game on April 30 vs. NYM... Clubbed his third career grand slam on Aug. 6 at CHI (Edwards).

2016

Earned his fourth All-Star nod in his first full season since 2013... Hit .243 with 17 doubles, one triple, 17 home runs, 66 RBI, 32 walks and 48 runs scored in 124 games... Posted his seventh career multi-homer game on Oct. 2 at NYY... Registered a career-high tying five RBI for the fifth time on Sept. 10 at DET... Logged a career-high five hits on Aug. 14 at SFG... Became the first Baltimore catcher with five hits since Bob Melvin on June 15, 1991 at TOR... Was one of four catchers with a five-hit game in 2016, joining Salvador Perez (5/23), Carlos Perez (7/2), and Yasmani Grandal (7/8)... Hit his second career Eutaw Street home run in the fourth inning on June 25 vs. TBR... Finished tied for third on the team with 10 game-winning RBI... Hit his 100th career home run as a catcher on June 6 vs. KC... Ranked second (112) on the Orioles all-time list for home runs as a catcher behind only Chris Hoiles (142)... Posted a 31.7% caught stealing percentage, his best mark since 2013 and outpaced his career-average of 30.4%.

2015

Began the season on the disabled list... Was placed on the 15-day disabled list (retroactive to March 27) on April 5 (rehabilitation from "Tommy John" surgery)... Transferred to the 60-day DL on May 10... Reinstated from the 60-day DL on June 5... Hit his 100th career home run on Sept. 30 vs. TOR... Made his second career start at first base on Aug. 1 vs. DET (first time at 1B since Aug. 21, 2011 at LAA)... Slugged his fourth career walk-off home run in the bottom of the 11th inning on July 27 vs. ATL... Three of his four walk-off home runs have come in extra-innings (seven career walk-off hits)... According to the *Elias Sports Bureau*, hit four game-ending homers for the Orioles, including one in each of the last three seasons... Joined Frank Robinson (1968-71), Brooks Robinson (1969-72), and Larry Sheets (1986-88) as the only Orioles (since 1954) to do so.

2014

Named an American League All-Star starter for the first time (third All-Star team) despite not playing after May 10... Placed on the disabled list on May 11 with a right elbow strain... Underwent "Tommy John" surgery on June 17 and was transferred to the 60-day DL on Aug. 13... Was batting .308/.339/.500 through 26 games before his injury (10 multi-hit games)... Hit his third career walk-off home run on May 1 vs. PIT, a 10th inning blast to give the Orioles a 6-5 win... Was his sixth career walk-off hit.

AWARDS AND HONORS

- 2016..... American League All-Star at SDP
- 2014..... American League All-Star at MIN
- 2012..... Rawlings Gold Glove Award (AL Catcher)
- 2012..... American League All-Star at KCR
- 2011..... Rawlings Gold Glove Award (AL Catcher)
- 2011..... American League All-Star at ARI
- 2011..... MLBPAA Heart and Hustle Award (BAL)
- 2009..... Baltimore's No. 1 prospect per *Baseball America*
- 2009..... MLB's No. 1 prospect per *Baseball America*
- 2008..... Arizona Fall League All-Prospect Team
- 2008..... Arizona Fall League Rising Stars Team
- 2008..... *Baseball America* Minor League Player of the Year
- 2008..... *Baseball America* Minor League All-Star
- 2008..... MiLB.com Minor League Player of the Year
- 2008..... Baltimore's No. 1 prospect per *Baseball America*

LIST OF THOSE TO MANAGE, COACH OR PLAY FOR BOTH THE NATIONALS AND ORIOLES

The list may not be as long as one you'd see in New York or Chicago, but entering the 2018 season, two managers, three coaches and 26 players have suited up for both the Washington Nationals and Baltimore Orioles (in the same role):

MANAGERS		PLAYERS			
Davey Johnson	Frank Robinson	RHP Winston Abreu	OF Endy Chavez	OF Jeffrey Hammonds	OF Nate McLouth
		RHP Matt Albers	INF Alex Cintron	INF/OF Willie Harris	OF Michael Morse
		RHP Luis Ayala	INF Deivi Cruz	SS Cesar Izturis	C Keith Osik
		INF Tony Batista	LHP Michael Gonzalez	RHP Edwin Jackson	OF Corey Patterson
Don Buford	Tom McCraw	RHP Daniel Cabrera	RHP Jeremy Guthrie	1B Nick Johnson	C Matt Wieters
Davey Lopes		RHP Hector Carrasco	LHP John Halama	INF Steve Lombardozzi	
		INF Bernie Castro	INF Jerry Hairston Jr.	OF Luis Matos	

ADDITIONAL NOTES: Hector Carrasco was the first *player* to don the jerseys of both the Orioles and Nationals... Dave Huppert played for BAL and coached for the Nationals... Meanwhile, both Johnson and Robinson played for and managed BAL before later skipping in Washington.

BOTH BELTWAYS



2013

Played in a career-high 148 games...Led American League catchers in games (140), at-bats (496), home runs (21), and RBI (76), was second in runs (58) and hits (121), and third in doubles (29) and slugging (.429)...Set career highs in games (148) and doubles (29) and defensive career highs in games caught (140), innings caught (1201.0), and total chances (1021)...His 33.3% caught stealing rate and 22 caught stealing ranked second in the AL...Hit a 10th-inning walk-off grand slam (second career grand slam) on April 18 vs. TBR (Games)...Had a game-ending caught stealing of Kelly Johnson on Aug. 21 vs. TBR...Became the first player in club history with three consecutive seasons of 20-plus home runs as a catcher...Was a Gold Glove finalist (award won by Perez, KC).

2012

Was named to his second American League All-Star team and took home his second career Gold Glove, setting then-career-highs in games (144), at-bats (526), home runs (23), RBI (83), and walks (60)...Led American League catchers in games caught (134), putouts (994), was second in caught stealing (32), and third in caught stealing percentage (38.6)...Recorded his third multi-home run game of the season on Sept. 16 at OAK...Recorded three caught stealings on Aug. 25 vs. TOR, the 14th time three base runners have been caught stealing in a game for the Orioles (first since Aug. 10, 1988)...Became first Orioles catcher with two stolen bases in a game since J. Oates, June 10, 1972, when he did it Aug. 4 at TBR...Hit his first career grand slam (second two-home run game, also July 26, 2010 at TOR)...Went 0-for-4 in AL Wild Card Game at TEX...Batted .150 (3-for-20) in five games of the ALDS vs. NYY.

2011

Was named to his first All-Star game and won his first career Rawlings Gold Glove Award with a .995 fielding percentage, which tied for the AL lead among catchers...Became the first Orioles catcher to win a Gold Glove...Led AL catchers (min. 90 games) with a caught stealing rate of 37 percent...Led AL catchers in runs (68), was second in hits (126), doubles (27) and home runs (20), third in RBI (66) and OPS (.774), and fourth in walks (47)...Ranked second among AL catchers in innings at 1,150 and games at 132...Improved his AB/HR ratio from 34.5 in the first half of the season to 16.0 in the second half, hitting 14 of his 22 homers after the break...Made his first Major League start at first base on Aug. 21 at LAA...Reached base safely a career-high five times (double and four walks) on Aug. 23 at MIN...Homered in three straight games vs. TBR, Sept. 12-14.

2010

In his first full MLB season, hit .249 with 22 doubles, one triple, 11 homers, 55 RBI, 47 walks and 37 runs scored in 130 games...He became the first catcher in Orioles history to open a season with three straight multi-hit games (three two-hit games)...Was placed on the 15-day disabled list on July 10 with a strained right hamstring...Was reinstated on July 25...Recorded his first career two-homer game on July 26 at TOR...Hit seven of his 11 home runs against AL East foes, including three at Yankee Stadium...Finished fifth on the team with 34 extra-base hits and 26 multi-hit games.

2009

Began the season with Triple-A Norfolk before having his contract selected on May 29...He made his Major League debut that night vs. DET...Reached the majors with fewer games of minor league experience (169) than any active catcher in the MLB at the time, ahead of Chris Iannetta (236), Ivan Rodriguez (271), Chris Snyder (281), and Joe Mauer (284)...Flew out to right field in his first at-bat against Dontrelle Willis...Tripled off Justin Verlander for his first Major League hit on MAY 30...Hit his first Major League home run on June 17 vs. NYM (Redding)...Led all AL rookies in batting average (.288)...Hit his first career walk-off home run on Sept. 16 vs. TBR...Drove in a career-high five runs on Sept. 15 vs. TBR...Started 84 games behind the plate...Served as the designated hitter in nine games...Hit .305 with nine doubles, two triples, five homers, 30 RBI, two walks and 25 runs scored for Triple-A Norfolk prior to his promotion to Baltimore...After the season, was named the top prospect in the International League by *Baseball America*.

2008

Began the year with Single-A Frederick and hit .345 with eight doubles, 15 home runs, 48 runs, and 40 RBI in 69 games...Was promoted to Double-A Bowie on June 27, where he hit .365 with 14 doubles, two triples, 12 home runs, 41 runs, and 51 RBI in 61 games.

PERSONAL

Matthew Richard Wieters...Attended Stratford High School in Goose Creek, SC before attending Georgia Tech in Atlanta, GA...Became the third player in Georgia Tech history to earn first-team All-America honors twice, joining Jason Varitek and Nomar Garciaparra...Named first-team All-America by *Baseball America* and Rivals.com and first-team All-Atlantic Coast Conference in 2007, first-team All-America by *Baseball America* and second-team All-ACC in 2006, and ACC Rookie of the Year, Freshman All-America and first-team All-ACC in 2005...Was one of three finalists for the 2007 Johnny Bench Award as the top collegiate catcher and was a semi-finalist for the USA Baseball Golden Spikes Award as the nation's top college player...Served as Tech's primary closer for his first two seasons and was one of two closers his junior season.

CAREER TRANSACTIONS

2007 Selected by BAL in the first round (fifth overall) of the First-Year Player Draft.
2017 Signed with Washington as a free agent, Feb. 24.

SIGNED BY

Dave Jennings (Orioles)

CATCHERS THROWING STATS

YEAR	GS (W-L)	CCS	SBA	CS%	PB	CATCHER'S ERA
2017	113 (78-35)	18	75	24.0	5	3.61 (403 ER/1003.2 IP)
CAREER	901 (463-438)	168	568	29.6	24	4.23 (3761 ER/8002.1 IP)

CAREER FIELDING

YEAR / POS.	PCT.	G	PO	A	E	TC	DP	PB
2017 / C	.993	118	1023	43	8	1074	5	5
CAREER / C	.992	930	6620	387	53	7060	63	24
CAREER / 1B	1.000	4	26	1	0	27	4	—

CAREER BESTS

SINGLE-GAME HITS	5, 8/14/16 at SFG
SINGLE-GAME RBI	5, 5x, last 8/6/17 at CHI
HITTING STREAK	11 games, 5/8/17 - 5/24/17
MULTI-HR GAMES (8)	7/26/10 at TOR (2) 4/16/12 at CWS (2) 8/7/12 vs. SEA (2) 9/16/12 at OAK (2) 6/25/16 vs. TBR (2) 9/10/16 at DET (2) 10/2/16 at NYY (2) 4/30/17 vs. NYM (2)
CAREER GRAND SLAMS (3)	4/16/12 at CWS (Stewart) 4/18/13 vs. TBR (Games) 8/6/17 at CHI (Edwards)
CAREER PINCH HOMERS (4)	9/16/09 vs. TBR (Springer) 4/18/13 vs. TBR (Games) 5/1/14 vs. PIT (Pimentel) 7/27/15 vs. ATL (Avilan)

WIETERS



RYAN ZIMMERMAN • 1B




BATS: Right **THROWS:** Right **HEIGHT:** 6'3" **WEIGHT:** 215

BORN: 9/28/84 Washington, NC

'18 OPENING DAY AGE: 33

MLB SERVICE: 12.032

OBTAINED: Selected in the first round (fourth overall) of the 2005 First-Year Player Draft



11

ZIMMERMAN CAREER RECORD

YEAR	CLUB	AVG	G	AB	R	H	TB	2B	3B	HR	RBI	SH	SF	HP	BB	SO	SB	CS	OBP	SLG	OPS	E
2005	Savannah	.471	4	17	5	8	18	2	1	2	6	0	0	0	0	3	0	1	.471	1.059	1.530	0
	Harrisburg	.326	63	233	40	76	123	20	0	9	32	1	1	2	15	34	1	5	.371	.528	.899	10
	Washington	.397	20	58	6	23	33	10	0	0	6	0	1	0	3	12	0	0	.419	.569	.988	2
2006	Washington	.287	157	614	84	176	289	47	3	20	110	1	4	2	61	120	11	8	.351	.471	.822	15
	Washington	.266	162	653	99	174	299	43	5	24	91	0	5	3	61	125	4	1	.330	.458	.788	23
2008	Washington	.283	106	428	51	121	189	24	1	14	51	0	4	3	31	71	1	1	.333	.442	.775	10
	Potomac*	.300	2	10	1	3	5	2	0	0	0	0	0	0	0	1	0	0	.300	.500	.800	0
	Columbus*	.267	4	15	4	4	8	1	0	1	3	0	0	0	2	3	0	0	.353	.533	.886	0
2009	Washington	.292	157	610	110	178	320	37	3	33	106	0	9	2	72	119	2	0	.364	.525	.889	17
	Washington	.307	142	525	85	161	268	32	0	25	85	0	5	4	69	98	4	1	.388	.510	.899	17
2011	Washington	.289	101	395	52	114	175	21	2	12	49	0	3	1	41	73	3	1	.355	.443	.798	12
	Hagerstown*	1.000	1	2	2	2	5	1	1	0	0	0	0	0	1	0	0	0	1.000	2.500	3.500	0
	Potomac*	.400	3	10	0	4	6	2	0	0	1	0	0	0	1	1	0	0	.455	.600	1.055	1
2012	Syracuse*	.222	2	9	1	2	2	0	0	0	0	0	0	0	0	2	0	0	.222	.222	.444	0
	Washington	.282	145	578	93	163	276	36	1	25	95	0	4	2	57	116	5	2	.346	.478	.824	19
	Washington	.275	147	568	84	156	264	26	2	26	79	0	3	2	60	133	6	0	.344	.465	.809	21
2014	Potomac*	.000	1	3	0	0	0	0	0	0	0	0	0	0	0	0	0	0	.000	.000	.000	0
	Washington	.280	61	214	26	60	96	19	1	5	38	0	4	0	22	37	0	0	.342	.449	.791	4
	Potomac*	.357	4	14	0	5	6	1	0	0	3	0	1	0	0	1	0	1	.333	.429	.762	0
2015	Washington	.249	95	346	43	86	161	25	1	16	73	0	10	1	33	79	1	0	.308	.465	.773	4
	Harrisburg*	.067	5	15	0	1	1	0	0	0	0	0	0	0	3	0	0	0	.067	.067	.134	0
	Washington	.218	115	427	60	93	158	18	1	15	46	0	6	5	29	104	4	1	.272	.370	.642	4
2016	Potomac*	.417	3	12	4	5	9	1	0	1	5	0	0	0	4	0	0	0	.417	.750	1.167	0
	Syracuse*	.500	3	12	3	6	11	0	1	1	3	0	0	0	1	3	0	0	.538	.917	1.455	0
	Washington	.303	144	524	90	159	300	33	0	36	108	0	5	3	44	126	1	0	.358	.573	.931	12
MINORS TOTALS		.330	95	352	60	116	194	30	3	14	55	1	2	2	20	55	1	7	.367	.551	.918	11
MLB TOTALS		.280	1552	5940	883	1664	2828	371	20	251	937	1	63	28	583	1213	42	15	.344	.476	.820	160

* - Rehab assignment

2012 POSTSEASON

RD.	CLUB, OPP	AVG	G	AB	R	H	TB	2B	3B	HR	RBI	SH	SF	HP	BB	SO	SB	CS	OBP	SLG	OPS	E
NLDS	WSH vs. STL	.381	5	21	3	8	15	1	0	2	4	0	1	0	0	6	0	0	.364	.714	1.078	1
TOTALS		.381	5	21	3	8	15	1	0	2	4	0	1	0	0	6	0	0	.364	.714	1.078	1

2014 POSTSEASON

RD.	CLUB, OPP	AVG	G	AB	R	H	TB	2B	3B	HR	RBI	SH	SF	HP	BB	SO	SB	CS	OBP	SLG	OPS	E
NLDS	WSH vs. SFG	.250	4	4	0	1	1	0	0	0	0	0	0	0	0	6	0	0	.250	.250	.500	1
TOTALS		.250	4	4	0	1	1	0	0	0	0	0	0	0	0	6	0	0	.250	.250	.500	1

2016 POSTSEASON

RD.	CLUB, OPP	AVG	G	AB	R	H	TB	2B	3B	HR	RBI	SH	SF	HP	BB	SO	SB	CS	OBP	SLG	OPS	E
NLDS	WSH vs. LAD	.353	5	17	1	6	8	2	0	0	2	0	0	0	3	3	0	0	.450	.471	.921	0
TOTALS		.353	5	17	1	6	8	2	0	0	2	0	0	0	3	3	0	0	.450	.471	.921	0

2017 POSTSEASON

RD.	CLUB, OPP	AVG	G	AB	R	H	TB	2B	3B	HR	RBI	SH	SF	HP	BB	SO	SB	CS	OBP	SLG	OPS	E
NLDS	WSH vs. CHI	.150	5	20	1	3	7	1	0	1	4	0	0	0	2	4	1	0	.227	.350	.557	0
TOTALS		.150	5	20	1	3	7	1	0	1	4	0	0	0	2	4	1	0	.227	.350	.557	0

ALL-STAR GAME RECORD

YEAR	CLUB, SITE	AVG	G	AB	R	H	TB	2B	3B	HR	RBI	SH	SF	HP	BB	SO	SB	CS	OBP	SLG	OPS	E
2009	NL at STL	.000	1	2	0	0	0	0	0	0	0	0	0	0	0	0	0	0	.000	.000	.000	0
2017	NL at MIA*	.000	1	2	0	0	0	0	0	0	0	0	0	0	0	0	0	0	.000	.000	.000	0
TOTALS		.000	2	4	0	0	0	0	0	0	0	0	0	0	0	0	0	0	.000	.000	.000	0

* - Starter



CAREER

Was the first draft selection in the history of the Washington Nationals and quickly emerged as the face of the young franchise...Is a two-time All-Star (2009, 2017), two-time Silver Slugger winner (2009, 2010) and winner of a Rawlings Gold Glove in 2009...Named the National League Comeback Player of the Year by the MLBPA in 2017...Is the all-time home run leader in D.C. baseball history, franchise history (Montreal/Washington) and Nationals history (2005-pres.)... Per the *Elias Sports Bureau*, Zimmerman is one of just two active players who are their franchise's all-time HR leader (Ryan Braun)...Evan Longoria (TBR) and Giancarlo Stanton (MIA) have since left the clubs where they ranked atop the respective home run lists...His 10 walk-off home runs are tied for 10th in MLB history, third in National League history (Stan Musial-12; Tony Perez-11) and second among active players behind Albert Pujols (12)... Former Gold Glove third baseman made the transition across the diamond to first base in 2015...Was ESPN's initial Web Gem Champion in 2009...Signed contract extension to remain with the Nationals through at least 2019 on Feb. 26, 2012...Is the Nationals' all-time leader in virtually every offensive category...Finished second in the 2006 Rookie of the Year voting (finished four points shy of FLA's Hanley Ramirez in BBWAA voting)...Was the second player, the first position player, from the 2005 First-Year Player Draft to reach the big leagues...As a teen, played summer ball with David Wright and B.J. Upton in the Virginia Beach area...Was inducted into the University of Virginia Baseball Hall of Fame in January 2018.

2017

Put up career numbers in his 13th season, en route to being named a National League All-Star starter and the National League Comeback Player of the Year by his fellow players (MLBPA)...Clubbed a career-high 36 home runs...Approached his career high in RBI (110 in 2006)...Appeared in 144 games, his most since 2013 (145)...Was tied for second in MLB with seven multi-HR games...Ranked in the National League in RBI (6th, 108), homers (16th, 36), and slugging percentage (7th, .573)...Ranked just outside of the top 10 in batting average (13th, .303)...His 2017 season was just the seventh 30-double, 30-homer season in Nationals history, and he is the only two-time 30-homer/30-double player in club history...It was just the fourth 30-HR/30-double/100-RBI season in Nationals history...Became the franchise (Montreal/Washington) leader in several offensive categories throughout the course of the season (See info box below)...Started off the season strong, garnering Player of the Week (April 30) and Player of the Month honors for the month of April...Hit .420 with eight doubles, 11 homers, 29 RBI and 22 runs scored in 24 April contests...His 29 RBI set a Nationals record for home runs in a month...Hit his second career pinch hit home run, a game-tying three-run shot on April 9 at PHI (Gomez)...Clubbed his sixth career grand slam on April 19 at ATL (Krol)...On July 27 against Milwaukee, he combined with Brian Goodwin, Wilmer Difo, and Bryce Harper to hit back-to-back-to-back-to-back home runs - tying a Major League record for consecutive home runs (joining seven other clubs) and marking the first time in franchise history a Nationals or Expos team had accomplished that feat...Capped the season strong, hitting .329 (27-for-82) with six doubles, seven homers, 20 RBI and 13 runs scored in 22 Sept. games...Clubbed a career-high 13 go-ahead home runs, including seven in the sixth inning and beyond...Hit .311 (47-for-151) with runners in scoring position...Hit a dramatic, towering, go-ahead three-run home run in the eighth inning of Game 2 of the NLDS...Came as a part of Washington's five-run eighth inning...Was his third career Postseason home run.

AWARDS AND HONORS

- 2017..... National League Comeback Player of the Year (MLBPA)
- 2017..... National League All-Star at MIA
- 2017..... National League Player of the Month (April)
- 2017..... National League Player of the Week (April 30)
- 2012..... National League Player of the Week (July 23)
- 2011..... Lou Gehrig Memorial Award recipient
- 2011..... National League Player of the Week (Aug. 5)
- 2010..... Louisville Slugger Silver Slugger (NL Third Baseman)
- 2009..... Rawlings Gold Glove (NL third baseman)
- 2009..... Louisville Slugger Silver Slugger (NL Third Baseman)
- 2009..... MLBPA Heart & Hustle Award (WSH)
- 2009..... National League All-Star at STL
- 2009..... Jefferson Award for Public Service
- 2007..... National League Player of the Week (Aug. 5)
- 2006..... Nationals No. 1 prospect per *Baseball America*
- 2006..... NL Rookie of the Year (Negro League Baseball HOF)
- 2006..... Topps Rookie All-Star Team
- 2004..... USA Baseball Athlete of the Year

MOVING ON UP

Ryan Zimmerman became Washington D.C.'s all-time home run leader on July 30 against the Colorado Rockies, passing Frank Howard with his 238th career longball...The record blast, which dropped into the Nationals' bullpen and tied the game, 4-4, was Zimmerman's 23rd of his career-best 36 in the 2017 season.

In addition to becoming Washington D.C.'s all-time home run leader, Zimmerman spent the 2017 moving up the franchise's all-time record lists...

- July 17 at Cincinnati, Zimmerman passed **Vladimir Guerrero** (234) for the most home runs in franchise history.
- With nine total bases on July 30, Zimmerman became the franchise's all-time leader in total bases, passing **Tim Wallach's** 2,728.
- On July 22 at Arizona, he passed **Tim Wallach** to move into first place on the franchise's all-time doubles list with 361 career doubles.
- On Aug. 9 at Miami, he passed **Tim Wallach** to move into first place on the franchise's all-time RBI list with his 906th...He passed Hall of Famer **Andre Dawson** (2nd, 838) along the way.
- He passed Hall of Famers **Andre Dawson** (3rd, 1,575) and **Tim Raines** (2nd, 1,622) to move into second place in hits (1,664) behind **Tim Wallach** (1,694).
- He passed Hall of Famers **Andre Dawson** (4th, 1,443), **Tim Raines** (3rd, 1,452) and **Gary Carter** (2nd, 1,503) to move into second place in games played behind **Tim Wallach** (1,767).
- He passed Hall of Famer **Gary Carter** (2nd, 582) to move into second place in walks behind Hall of Famer **Tim Raines** (793).
- He passed Hall of Famer **Andre Dawson** (2nd, 828), to move into second place in runs scored behind Hall of Famer **Tim Raines** (947).



ZIMMERMAN, RYAN

2016

Endured two stints on the 15-day disabled list (left brachial strain, July 7-26, 12 games; and left wrist contusion, Aug. 1-20, 16 games)...Legged out his first career inside-the-park-home run, May 15 vs. MIA (Fernandez)...It was the third ITPHR in Nationals history...Posted a .996 fielding percentage (4 errors) in his second full season at first base...Recorded a .542 slugging percentage (7 2B, 3B, 7 HR) in the month of May...Turned the first triple play in WSH history, July 30 at SFG (see page 337 for a detailed account of the play)...115 games played were his most since 2013 when he played in 147...Recorded his 15th career multi-home run game, May 10 vs. DET and his 16th on, May 28 vs. STL...Hit .353/.450/.471 while starting in all five games of the 2016 NLDS vs. LAD...Went 2-for-4 with a double, two RBI, one walk and one run scored in Washington's 8-3 win in Game 3 at LAD.

2015

His season was twice interrupted by injury due to plantar fasciitis in his left foot (June 11-July 28) and a left oblique strain (Sept. 7-end of the season)...Clubbed his 10th career walk-off home run, a two-run blast off the right field foul pole in the 10th inning, May 19 vs. NYY (Miller)...It was the first of his 10 walk-off home runs to come in extra innings...Zimmerman's 10 walk-off home runs rank third in National League history behind Stan Musial (12) and Tony Perez (11), according to the *Elias Sports Bureau*...In addition, his 10 walk-offs are third among active players behind David Ortiz (11) and Albert Pujols (11)...Hit .209/.265/.346 before his DL stint, but .311/.372/.652 with 13 doubles, 11 home runs, 39 RBI and 21 runs scored in 39 games after return...Hit safely in his final 11 games played of 2015, going 20-for-46 (.435) with four doubles, six home runs, 18 RBI and 11 runs scored...Clubbed his 200th career home run (Sept. 2 at STL) during an 11-game span Aug. 23-Sept. 2 in which he collected 23 RBI, the most over an 11 game span in franchise history (Nationals/Expos).

MOST WALK-OFF HOME RUNS IN MAJOR LEAGUE HISTORY

#	BATTER	SEASONS	HR
1.	Jim Thome	1991-2012 (22)	13
T2.	Jimmie Foxx	1925-1945 (20)	12
T2.	Mickey Mantle	1951-1968 (18)	12
T2.	Stan Musial	1941-1963 (22)	12
T2.	Albert Pujols	2001-2017 (17)	12
T2.	Frank Robinson	1956-1976 (21)	12
T2.	Babe Ruth	1914-1935 (22)	12
T8.	David Ortiz	1997-2016 (20)	11
T8.	Tony Perez	1964-1986 (23)	11
T10.	Dick Allen	1963-1977 (15)	10
T10.	Harold Baines	1980-2001 (22)	10
T10.	Barry Bonds	1986-2007 (22)	10
T10.	Adam Dunn	2001-2014 (14)	10
T10.	Jason Giambi	1995-2014 (20)	10
T10.	Reggie Jackson	1967-1987 (21)	10
T10.	Mike Schmidt	1972-1989 (18)	10
T10.	Sammy Sosa	1989-2007 (18)	10
T10.	Ryan Zimmerman	2005-2017 (13)	10

MOST WALK-OFF HOME RUNS IN NATIONAL LEAGUE HISTORY

#	BATTER	SEASONS	HR
1.	Stan Musial	1941-1963 (22)	12
2.	Tony Perez	1964-1986 (23)	11
T3.	Barry Bonds	1986-2007 (22)	10
T3.	Albert Pujols	2001-2011 (11)	10
T3.	Mike Schmidt	1972-1989 (18)	10
T3.	Ryan Zimmerman	2005-2017 (13)	10

MOST WALK-OFF HOME RUNS AMONG ACTIVE PLAYERS

#	BATTER	SEASONS	HR
1.	Albert Pujols	2001-2017 (17)	12
2.	Ryan Zimmerman	2005-2017 (13)	10
3.	Adrian Beltre	1998-2017 (20)	9



WALK IT OFF

2014

Was limited to just 61 games due to two stints on the disabled list...Fractured his right thumb sliding head first into second base, April 13 at ATL... Returned June 3...Upon return, selflessly shifted to left field to allow Matt Williams flexibility when filling out the lineup card...Did not commit an error in 30 starts in left field...Strained his right hamstring on June 23 on a sprint to first base attempting to beat out a ground ball...Rejoined the Nationals active roster on Sept. 20...Started four games, all in left field...Hit .263 (5-for-19) with a triple, two RBI and a walk upon return...Despite injuries, .790 OPS in 61 games ranked fourth on the Nationals...Played defensively in left field (30 games), at third base (23) and first base (1)...Did not commit an error in left field while connecting on two outfield assists.

2013

Hit 11 homers in September to match Hunter Pence for MLB lead, establish a Nationals record for the ninth month and cap off another strong campaign... Tied for seventh in the NL with a team-leading 26 home runs after being tied for 38th with 15 HR at the completion of play on Sept. 1...15 homers after the All-Star break tied for third in MLB...Paced the Nationals outright in home runs for the second time in career (also 2007, tied for the team lead in 2008)...Batted .310 at Nationals Park, but 19 of his 26 long balls were hit on the road...Hit his ninth career walk-off homer, July 26 vs. NYM (W2-1)...Hit more home runs against NL East competition (career-high 16) than any player in baseball in 2013...Blasted three home runs to match a Nationals single-game record on May 29 at Oriole Park (Alfonso Soriano 4/21/06 vs. ATL, Adam Dunn 7/7/10 vs. SDP)...Hit .345 in close-and-late situations...Swiped six bases without being caught...Committed 21 errors, but only seven occurred after the All-Star break (as strength in shoulder increased)...Became the first National to play in 1,000 career games on April 12 vs. ATL...Trailing 4-1, laced a three-run double with two outs in the eighth inning to tie the game and set stage for Washington's eventual 6-4 victory at NYM, June 28...Hit fourth career grand slam (off Robbie Erlin) to spark an 11-7 series-sweep clinching win on July 7 vs. SDP.

2012

Managed a sore right shoulder for most of season, but hit 25 home runs and tallied 95 RBI in 145 games to help the Nationals claim their first NL East title...Hit 20 of his 25 homers against right-handers, but his OPS was higher against southpaws (.861 vs. LHP, .810 vs. RHP)...Started slow, but beginning June 24, hit .321 with 26 doubles, 22 homers, 73 RBI and a .967 OPS in 90 games...In that span (June 24 through season's end), his .967 OPS ranked fifth in MLB among those with at least 300 plate appearances...Recorded career-best .908 OPS at Nationals Park...Recorded 1,000th career hit—a fifth inning single off Guillermo Moscoso—on June 26 at Coors Field...With an eighth-inning sacrifice fly on April 10 at Citi Field, reached the 500-RBI plateau...Hit 10 home runs in July...From Sept. 3-12, recorded at least one RBI in nine straight games...The nine-game RBI streak was the longest ever posted by a D.C.-based player since outfielder John Stone turned the same nine-game trick in 1936 for the AL Nationals...Appearing in the postseason for the first time, went 8-for-21 (.381) with one double, two homers, four RBI and three runs scored in five games of the 2012 NLDS vs. STL.



ZIMMERMAN, RYAN

2011

Was limited to 101 games by a left abdominal strain, hit .289 with 21 doubles, 12 home runs and 49 RBI...The abdominal strain required surgery, which was performed by Dr. Bill Meyers in Philadelphia on May 3...Missed six weeks of big league action (58 games)...Began a rehab stint on June 5 and hit .381 (8-for-21) with three doubles, one triple and 3 RBI in six games...Returned to Washington's lineup on June 14 vs. STL...Batted a team-best .314 at Nationals Park...Hit .300-plus against each of the Nationals' four NL East rivals (FLA .375, PHI .323, ATL .316, NYM .306)...On June 14 vs. STL, in his first game back after missing 58 games with a left abdominal injury, laced an opposite-field RBI double in midst of decisive six-run seventh inning, which capped a come-from-behind 8-6 victory...Hit his eighth career game-ending homer, his second such grand slam (also May 13, 2007 vs. FLA), to cap a six-run ninth and a wild 8-4 win vs. PHI on Aug. 19...Posted team season-high 19-game hit streak from July 22-Aug. 11, going 32-for-79 (.405) with six doubles, a triple, a homer, eight RBI and five walks...Recorded the 14th career game-ending plate appearance in a win via Washington's 8-7 victory on Sept. 3 vs. NYM...Blooped a bags-loaded two-run broken-bat single in front of diving right fielder to erase a 7-6 deficit in the victory over the Mets.

2010

Earned his second straight Silver Slugger citation from Louisville Slugger...Hit .300-plus for the first time...Posted career highs in batting (.307), OBP (.388) and OPS (.899) in 2010...Became the first qualified Washington National (2005-present) to hit .300 or better against both left- (.331) and right-handed (.300) pitching in the same season...Ranked among NL leaders in batting average against LHP (7th, .331), game-winning RBI (77th, 14), OBP (8th), OPS (8th, .899), batting average (8th), runs created/27 (9th, 6.75), batting average with runners on base (9th, .335), slugging percentage (10th, .511), batting average at home (10th, .317) and go-ahead RBI (tied 10th, 26)...Hit two home runs en route to a career-high six RBI effort in 14-6 win on May 13 at COL...Registered seventh career two-home run effort in an 11-inning, 3-2 setback, May 30 at SDP...The first of those two home runs (off John Garland) was the 100th of his career...Became the second player drafted in 2005 or later to reach the 100-home run plateau (MIL's Ryan Braun was first)...Led off the ninth inning with a game-ending solo shot, his second homer of the game, to power the Nationals to a 6-5 win over the first-place Padres, July 6 at Nationals Park...His game-winning three-run home run in third inning, Aug. 30 at FLA, triggered a 9-3 win and broke a left-field electronic scoreboard that was left reading "Sun Life Stadium" (the "m" missing).

2009

In a breakout effort, hit .292 with 37 doubles, 33 homers, 106 RBI in 157 games...Earned the Rawlings Gold Glove and claimed his first Silver Slugger at third base...Joined LAD's Matt Kemp as the only two NL players to earn a Gold Glove and Silver Slugger in 2009...Ranked among NL leaders in total chances (MLB-best 459), assists (MLB-best 325) and Ultimate Zone Rating (17.9)...Also led all MLB players with 19 Web Gems and 61 Web Gem points and was subsequently named ESPN's 2009 Web Gem Champion in mid-October...Recorded career highs in most offensive categories, including runs (110), hits (178), home runs, extra-base hits (73), walks (72), total bases (320), OBP (.364), slugging (.525), OPS (.888) and pitches per plate appearance (4.05)...Posted a career-best and MLB season-high 30-game hitting streak from April 8-May 12, going 50-for-131 (.382) with 11 doubles, eight homers, 26 RBI, 11 walks and 26 runs...The 30-gamer was the longest posted in MLB since NYM's Moises Alou's 30-game run in 2007, and the longest by a 3B since George Brett's 30-game hit streak, July 18-Aug. 18, 1980...Was the 26th player to record a hit streak of at least 30 games since Joe DiMaggio's 56-gamer in 1941...Reached base safely in career-high 43 straight games, April 4-May 25, to match SEA's Ichiro Suzuki for longest streak in MLB...Became the first third baseman to represent D.C. in an All-Star Game since Harmon Killebrew (1959)...Became the first National to homer in four straight individual games, Aug. 3-7...From July 27-Aug. 13, hit safely in 16 straight...Coupling the 16- and 30-gamers, became the first big leaguer since ARI's Luis Gonzalez in 1999 to record hit streaks of 30- and 15-plus games in the same year.

2008

After playing all but five games the previous two seasons, battled the first significant injury of career while hitting .283 with 24 doubles, 14 home runs and 51 RBI in 106 games...Missed 48 games from May 26-July 22 with a small labral tear in the left (non-throwing) shoulder...Sustained the injury while sliding head-first into second base, May 18 at BAL...In 56 games after returning from the injury, batted .306 with 13 doubles, six homers and 24 RBI...Endured slow April (.233), but hit .301 with 18 doubles, 11 home runs and 38 RBI in 78 contests thereafter...In the inaugural contest at Nationals Park, March 30, hit game-ending solo shot with two outs in the ninth inning to become just the third player in MLB history to hit a game-ending home run in the first game at a MLB ballpark (Billy Burton, April 14, 1953 vs. STL at MIL's County Stadium; Dante Bichette, April 26, 1995 vs. NYM at Coors Field).

2007

Turned in a solid sophomore season, batting .266 with 43 doubles, 24 home runs and 91 RBI...18 game-winning RBI ranked second in MLB behind only COL's Matt Holliday (19)...Became just the fifth player in franchise annals, the first Washington National, to start 162 games in a season...Started 161 at 3B and one at DH (June 10 at MIN)...Ranked third in the NL (4th in MLB) by hitting .374 against left-handed pitchers...Also ranked among NL leaders in games (tied for first, 162) and at-bats (4th, 653)...Paced all MLB third basemen with 43 doubles, which also tied Ryan Church for team lead...Broke a 3-3 tie with a game-ending grand slam off Jorge Julio on May 12 vs. FLA...The game-ending slam came after nearly three hours of rain delays and actually occurred at 1:42 a.m. on May 13...Two-run shot off David Wells, June 3 vs. SDP, was the first to reach the yellow seats (500 level) at RFK since MLB returned to D.C. in 2005.

2006

Turned in the finest rookie season in the history of the franchise to date...Hit .287 with 47 doubles, three triples, 20 home runs, 110 RBI and 11 stolen bases in 157 games...Finished second in the NL Rookie of the Year balloting, four points behind FLA's Hanley Ramirez...20 home runs matched Brad Wilkerson's 2002 franchise rookie record...One of MLB's top clutch hitters in 2006...Paced MLB with 64 hits with RISP...In all, batted .323 (64-for-198) with RISP, including a .366 (49-for-134) mark from June 6 through the end of the season...110 RBI were the most posted by a rookie since STL's Albert Pujols notched 130 in 2001...Became only the third NL rookie in 53 seasons (beginning with 1954) to post 100 or more RBI (Mike Piazza 112 in 1993 and and Pujols 130 in 2001)...Also became just the fifth rookie since 1988 to record 100 RBI in a season, joining Hideki Matsui (106, 2003), Pujols (130, 2001), Carlos Beltran (108, 1999) and Mike Piazza (112, 1993)...Paced MLB rookies with a franchise-rookie record 25 go-ahead RBI...Also led MLB rookies in RBI, doubles, walks (61) and longest hitting streak (hit .406 [28-for-69] with eight doubles, two homers and 13 RBI in 17 games, June 28-July 18)...29 multi-RBI games were the most posted by an MLB rookie since Pujols tallied 34 in 2001...47 doubles tied for second on the all-time list among rookies joining Pujols (2001), Fred Lynn (1975) and Vada Pinson (1959) behind only Johnny Frederick (52) of the 1929 Brooklyn Robins...Posted a .965 fielding percentage which tied STL's Scott Rolen and CHI's Aramis Ramirez for the NL lead...Set the franchise rookie-record with a 17-game hitting streak, June 28-July 18...Hit .327 and blasted 10 of 20 homers at cavernous RFK...Reached the 100-RBI plateau on Sept. 22 at NYM via a third-inning RBI single off Orlando Hernandez.

2005

Completed a dream season, producing success at the collegiate, Minor League and big league levels...Began the year as the University of Virginia's third baseman...Capped the season as Frank Robinson's starting third baseman in a pennant race...Using wood bats, hit more homers (9) in five weeks of Double-A ball than in three seasons at UVA swinging an aluminum bat...On June 7, was the first draft selection in the history of the Nationals, the fourth-overall selection out of Virginia...Upon being promoted on Sept. 1, he became the second franchise first-rounder to reach the big leagues in the same season he was drafted...Joined Chad Cordero, who pitched for the Expos in August of 2003 after being selected 20th overall in June...Also became the first player to be signed and developed exclusively by the Washington Nationals...In his second at-bat, he collected his first big league hit, a double off Vicente Padilla, Sept. 2 vs. PHI...With the initial hit, he became the youngest franchise player (20 years, 339 days) to record a hit since Vladimir Guerrero in Sept. 1996...Was also the first player from the 2005 Draft to record an MLB hit...In the throes of a Wild Card chase, made his lone Major League start at SS, on Sept. 7 vs. FLA.

PERSONAL

Ryan Wallace Zimmerman...Following the 2006 season, established the ziMS Foundation, dedicated to the treatment and ultimate cure of Multiple Sclerosis by funding comprehensive support and educational programs...The ziMS Foundation hosts local events in his hometown of Virginia Beach, VA, and in Washington, D.C. to raise funds for the Foundation...Is on the board of the National MS Society and the Washington, D.C. chapter...In 1995, mother, Cheryl, was diagnosed with MS, a chronic and unpredictable disease that affects the central nervous system...In 2016, he donated \$1 million to the University of Virginia's baseball program...A standout at UVA, he hit .393 with six home runs and 59 RBI as a senior in 2005 and helped Virginia earn a second consecutive NCAA berth...Capped his collegiate career as a .355 career hitter with 47 doubles and 140 RBI in three seasons at UVA...Helped the Cavaliers end the program's eight-year postseason void with a pair of NCAA berths (2004, 2005)...Was first UVA player to be selected in first round since 1996 (Seth Greisinger)...With Team USA, was named MVP at the FIJI II World University Games, played during the summer of 2004 in Taiwan...Led or tied for the Team USA club lead in all three triple crown categories, hitting .468 with four homers and 27 RBI...For his efforts, was named USA Baseball's Athlete of the Year in 2004...He and his wife, Heather, have two daughters, Mackenzie and Hayden.

CAREER TRANSACTIONS

2005 Selected by Washington in first round (4th overall) of First-Year Player Draft.
2012 Signed a six-year contract extension, Feb. 26.

SIGNED BY

Alex Smith (Nationals)

CAREER FIELDING

YEAR / POS.	PCT	G	PO	A	E	TC	DP
2017 / 1B	.989	143	1005	49	12	1066	100
CAREER / 3B	.957	1133	853	2181	137	3171	229
CAREER / 1B	.992	355	2606	142	21	2769	253
CAREER / LF	1.000	31	48	2	0	50	0
CAREER / SS	.778	1	3	4	2	9	0

CAREER BESTS

SINGLE-GAME HITS 4, 13x, last 9/29/17 vs. PIT
SINGLE-GAME RBI 6, 5/13/10 at COL
HITTING STREAK 30 games, 4/8/09 - 5/12/09
MULTI-HR GAMES (23) 5/29/13 at BAL (3)
8/4/07 vs. STL (2)
5/7/08 at HOU (2)
4/27/09 at PHI (2)
5/11/09 at SFG (2)
4/30/10 at FLA (2)
5/13/10 at COL (2)
5/30/10 at SDP (2)
7/6/10 vs. SDP (2)
8/5/10 at FLA (2)
7/22/12 vs. ATL (2)
9/7/13 at MIA (2)

CAREER BESTS (cont.)

8/9/15 vs. COL (2)
9/2/15 at STL (2)
5/10/16 vs. DET (2)
5/28/16 vs. STL (2)
4/28/17 vs. NYM (2)
6/13/17 vs. ATL (2)
7/27/17 vs. MIL (2)
7/30/17 vs. COL (2)
8/9/17 vs. MIA (2)
9/17/17 vs. LAD (2)
9/29/17 vs. PIT (2)
CAREER GRAND SLAMS (6) 4/22/07 at FLA (Gregg)
5/12/07 vs. FLA (Julio)
8/19/11 vs. PHI (Madson)
7/17/13 vs. SDP (Erlin)
8/25/15 vs. SDP (Norris)
4/19/17 at ATL (Kroll)
CAREER PINCH HOMERS (2) 4/15/10 at PHI (Baez)
4/9/17 at PHI (Gomez)
CAREER WALK-OFF HOMERS (10). 6/18/06 vs. NYY (Wang)
7/4/06 vs. FLA (Borowski)
5/12/07 vs. FLA (Julio)
3/30/08 vs. ATL (Moylan)
9/6/09 vs. FLA (Oviedo)
7/6/10 vs. SDP (Gregerson)
7/31/10 vs. PHI (Lidge)
8/19/11 vs. PHI (Madson)
7/26/13 vs. NYM (Hawkins)
5/19/15 vs. NYY (Miller)

ZIMMERMAN



NATIONALS MEDICAL TEAM

NATIONALS MEDICAL TEAM



Dr. Keith Pyne



Dr. Robin West



Harvey Sharman



Dennis Cullen, MD



Bruce Thomas, MD

DR. KEITH PYNE

Chairman, Medical Services Advisory Board

Pyne, head of Keith E. Pyne, D.C. PLLC in New York City, specializes in working with specific professional sports injuries. His treatment concentrates on the integration of biomechanics and neurological systems using a data collection . Pyne, who has been consulting for the Nationals since 2012, is the Medical analytics performance systems consultant to the New York Islanders (NHL), has consulted with and treated over 1,300 professional athletes across all major sports (including: baseball, basketball, football, hockey, boxing, golf, and track & field).

DR. ROBIN WEST

Lead Team Physician

West is a board-certified orthopaedic and sports medicine surgeon. She joined Inova Medical Group in 2014 and has over 15 years of clinical experience. As Chairman of Inova Sports Medicine, West directs the clinical, strategic, administrative and academic affairs of the world-class, comprehensive program. Currently also serving as the Head Team Physician for the Washington Redskins, West previously served as a team physician for the Pittsburgh Steelers, University of Pittsburgh and Carnegie Mellon University. She was an Associate Professor at the University of Pittsburgh and is presently an Associate Professor at the Virginia Commonwealth University School of Medicine (Inova Campus) and at Georgetown University Medical Center. West currently serves on the board of directors of the American Orthopaedic Society for Sports Medicine (AOSSM) and as deputy editor of the American Journal of Orthopaedics. She is an active member in the NFL and MLB Physicians' Societies, American Academy of Orthopaedic Surgeons (AAOS), Arthroscopy Association of North America (AANA), and AOSSM. A native of Southern California, Dr. West resides in Northern Virginia with her husband, two daughters and two dogs.

HARVEY SHARMAN

Executive Director, Medical Services

Sharman, a physiotherapist, enters his second season with the Nationals. Sharman came to Washington after 15 years with the Leeds United Football Club in the UK, the final eight as the organization's Director of Sports Medicine/Science. Sharman began with Leeds as an assistant physiotherapist, but evolved into the head of the organization's medical department. During his time with Leeds, Sharman focused on movement dysfunction, and, subsequently, the development of injury-prevention strategies. With Leeds, Sharman oversaw an injury reduction of over 50 percent, including a significant drop in soft-tissue injuries (muscular/ligament/tendon injuries).

DENNIS CULLEN, MD

Team Physician & Head Internist

Entering his 12th season as the Washington Nationals Team Physician and Head Internist, Dr. Dennis Cullen is a native Washingtonian who attended Georgetown Prep and Bucknell University. He is a graduate of Georgetown University Medical School and did his post-graduate medical training in Internal Medicine at Dartmouth/Mary Hitchcock Medical Center and Georgetown University Medical Center. Cullen is Board Certified in Internal Medicine. He served as Chief Medical Officer of the Drug Enforcement Administration and subsequently enjoyed a four-year tenure with the National Health Service in rural West Virginia. He is currently in Private Practice in Bethesda, MD where he practices with his two brothers — Dr. Edward T. Cullen and Dr. Collin D. Cullen — and Dr. Charles Umosella. Cullen is also a Clinical Instructor on the Medical Staff of Georgetown University Medical Center and Sibley Memorial Hospital in Washington, DC.

BRUCE THOMAS, MD

Team Physician, Minor League & Florida Operations

Dr. Bruce Thomas enters his 13th season with the Washington Nationals. Thomas joined the franchise when hired by the Montreal Expos in 2003 after spending the previous nine years with the Florida Marlins, where he earned a World Series ring in 1997. A board-certified physician in both Sports Medicine and Family Practice, he has served in various roles for Major League Baseball, including the 2006 and 2009 World Baseball Classics. In November of 2012, Thomas worked as the MLB Venue Physician for the WBC Qualifier in Taiwan. Thomas is also the Medical Director of the Ladies Professional Golf Association (LPGA). Thomas is a graduate of Tulane University, where he lettered in baseball for the Green Wave.

NATIONALS MEDICAL TEAM



Paul Lessard



Dale Gilbert



Greg Barajas



John Hsu



Mark Campbell

PAUL LESSARD

Director, Athletic Training

Lessard returns to the Nationals for his third season, coming to Washington after six seasons as the Cincinnati Reds' Head Athletic Trainer. With 20 years of experience as a Head Athletic Trainer in the Major Leagues, Washington is Lessard's fourth Major League organization, having worked with the Arizona Diamondbacks (1998-2005), and Boston Red Sox (2006-2009), in addition to the Reds (2010-2015). He has been selected to represent the National League at the MLB All-Star game three times (2012, 2015, 2018). Lessard, a 1986 graduate of Northeastern University, spent 10 years as an Athletic Trainer for Boston University (1988-94) and the College of Holy Cross (1994-97). Before he was hired by BU, he spent two summers as Assistant Athletic Trainer for the NFL's Atlanta Falcons (1985-86) and two seasons with the New York Yankees' Class-A Ft. Lauderdale affiliate (1987-88). Lessard resides in Glendale, Ariz., with his wife, Lisa, their three daughters: Nicole, Grace, and Anne, and their granddaughter Natalie.

DALE GILBERT

Head Athletic Trainer

Gilbert enters his third season with the Nationals as an Athletic Trainer. Gilbert came to D.C. after five seasons with the Texas Rangers, the final four as the club's medical coordinator. Gilbert originally joined the Rangers as the organization's rehab coordinator in 2011. Before heading to Texas, Gilbert spent eight seasons with the Kansas City Royals (2003-10), where he held the positions of athletic trainer, medical coordinator and rehab coordinator. Gilbert spent six seasons (1997-2002) working as an athletic trainer in the Arizona Diamondbacks organization before joining the Royals. The Montana native earned his degree in exercise science and physical education, with a minor in Spanish, from Arizona State University. Gilbert resides in Burke, VA with his wife, Susan, and their daughter, Kiley.

GREG BARAJAS

Athletic Trainer

Barajas returns for his third season with the Nationals, joining the team in D.C. after four seasons in the Milwaukee Brewers organization. Barajas spent three years in Milwaukee's chain as the athletic trainer for the Rookie Arizona Brewers, and the 2012 season in the same position at Triple-A Nashville. Barajas was also with Milwaukee from 1998-2004. Prior to rejoining the Brewers, Barajas spent two seasons as the assistant athletic trainer for the Boston Red Sox from 2010-11, and as the athletic trainer for Boston's Triple-A affiliate from 2005-09. The International League's Athletic Trainer of the Year in 2007, Barajas also won California League Trainer of the Year honors in 2004. A graduate of Metropolitan State College of Denver, with a bachelor's degree in sports medicine, he earned his master's degree in sport management from Northern Colorado University. Barajas is a certified member of the National Athletic Trainers' Association and a performance enhancement specialist from the National Academy of Sports Medicine. Greg and his wife, Heather, have a daughter, Ava, and son, Zachary. They reside in Peoria, Arizona.

JOHN HSU

Assistant Athletic Trainer

The versatile Hsu returns for his seventh season as a member of the Nationals' training staff. Hsu, served as an Athletic Training Assistant from 2011-17, got his start in professional baseball as an athletic trainer for the Chinese Taipei (Taiwan) National Baseball Team (2004-05). Hsu graduated from California Baptist University with a master's degree in athletic training in 2010, after earning a bachelor's degree from the National Taiwan College of Physical Education in 2003.

MARK CAMPBELL

Director, Mental Conditioning

A nationally-known sport and performance psychology consultant, Campbell has worked with elite athletes at every level of competition, and has devoted much of his professional life to working with the United States Armed Forces. Before joining the Nationals in 2016, Campbell served as the Senior Subject Matter Expert for the Military Adaptive Sports Program, and began working with the Armed Forces in 2007 when he served as the Master Trainer for Performance Psychology and Resilience training for U.S. Army's Comprehensive Soldier and Family Fitness program. In that role, Campbell was the Liaison to the Warrior in Transition Command (WTC) mission, serving all U.S. Army wounded, ill or injured soldiers and their families. Campbell is the President of Campbell Performance Systems, a consulting company that focuses on empowering performers of all types to be at their best, when it matters most. He is also a member of the Professional Baseball Performance Psychology Group (PBPPG). Campbell holds a Bachelor of Arts (English & Communications, Florida State University), Bachelor of Science (Exercise Science/Sports Medicine, University of West Florida), and a Master's degree (Sport and Exercise Psychology, University of Tennessee). He is currently completing his Ph.D. in Health Promotion and Wellness from Rocky Mountain University of Health Professions.

NATIONALS PARK
COMMUNITY RELATIONS
DREAM FOUNDATION
YOUTH BASEBALL ACADEMY
FRONT OFFICE OWNERSHIP
MANAGER | COACHING STAFF

PLAYERS

2017 IN REVIEW

HISTORY AND RECORDS

SCOUTING | RESEARCH | PLAYER DEV.

MEDIA



NATIONALS MEDICAL TEAM

NATIONALS MEDICAL TEAM



Matt Eiden



Brett Henry



Patrick Panico

MATT EIDEN

Head Strength & Conditioning Coach

Eiden, an eight-year member of the Nationals' strength and conditioning team, enters his third season as the Nationals' Head Strength and Conditioning Coach. Eiden, who previously served as the Nationals' Assistant Strength and Conditioning Coach from 2011-2015, as well as their Strength and Conditioning Intern from 2009-2010, is a Certified Strength and Conditioning Specialist. A graduate of St. John's College High School in Washington, D.C., Eiden played baseball and earned a degree in Business Management from Mount St. Mary's University (MD) before playing independent professional baseball in the Arizona Winter League and in Galveston, Tex. Eiden lives in Bethesda, Md., with his wife, Ashley.

BRETT HENRY

Assistant Strength & Conditioning Coach

Henry is in his ninth season in the Nationals organization, his second as Assistant Strength & Conditioning Coach at the Major League level. The previous four seasons, Henry served as the Strength & Conditioning coach at Triple-A Syracuse, and prior to that held the same position in one-year stints at Single-A Potomac (2012), Double-A Harrisburg (2011) and Short-Season Single-A Vermont (2010). Henry is a Certified Strength and Conditioning Specialist through the NSCA and holds various other professional certifications, most notably through NASM and USAW. A graduate of Corvallis High School in Corvallis, Mont., Henry played two years of collegiate baseball at Spokane Falls Community College. He finished his undergraduate studies at Washington State University where he graduated Magna Cum Laude with a Bachelor of Science in Exercise Science. Henry earned a Masters Degree in Athletes Performance and Injury Prevention from California University of Pennsylvania. Henry resides in Orlando, Fla., with his wife, Darlene.

PATRICK PANICO

Corrective Exercise Specialist

Panico, who had previously served the Nationals as a Massage Therapist, returns for his third season in the role of Corrective Exercise Specialist. Panico has been with the Nationals since the start of the 2013 season and has worked as a massage therapist/strength coach for over 20 years. He is the founder of SPORTSFITNYC Integrated Conditioning Specialists in New York City. Panico's professional baseball resume includes three years in the Arizona Diamondbacks organization as a Minor League Strength & Conditioning coach. Panico has studied a number of alternative therapeutic methods, including Active Release Technique, Trager Therapy and dynamic stretch, as well as sports massage.

MEDICAL CONSULTANTS



Dr. Hiram Bagy, D.C.; *Chiropractor*



Frank Jans; *EAP Coordinator*



Dr. Keith Smithson; *Director, Visual Performance*



Dr. Hugo Bonilla, DDS, MS; *Dentist*



Seth Blee; *Physical Therapist*



Sue Saunders Bouvier, MS, RD; *Nutritionist*



2017 SEASON IN REVIEW



2017 IN REVIEW

2017 FIELDING STATISTICS

FIRST BASE	PCT.	G	GS	PO	A	E	TC	DP
Kendrick,H	1.000	4	1	11	0	0	11	1
Lind,A	.980	39	30	226	23	5	254	25
Zimmerman,R	.989	143	131	1005	49	12	1066	100

SECOND BASE	PCT.	G	GS	PO	A	E	TC	DP
Difo,W	.983	25	13	22	35	1	58	6
Drew,S	1.000	2	2	3	7	0	10	1
Green,G	1.000	2	1	1	2	0	3	1
Kendrick,H	.970	15	15	27	38	2	67	10
Murphy,D	.984	139	136	218	353	9	580	86
Sanchez,A	1.000	10	5	13	14	0	27	1

THIRD BASE	PCT.	G	GS	PO	A	E	TC	DP
Difo,W	1.000	6	6	0	8	0	8	2
Drew,S	1.000	11	7	7	7	0	14	1
Rendon,A	.979	145	143	83	244	7	334	28
Sanchez,A	1.000	7	6	1	13	0	14	3

SHORTSTOP	PCT.	G	GS	PO	A	E	TC	DP
Difo,W	.976	57	52	76	165	6	247	24
Drew,S	.973	13	11	11	25	1	37	2
Sanchez,A	.966	8	4	10	18	1	29	4
Turner,T	.979	95	95	134	234	8	376	57

CATCHER	PCT.	G	GS	PO	A	E	TC	PB
Lobaton,J	.985	50	43	386	20	6	412	3
Read,R	1.000	3	1	12	1	0	13	1
Severino,P	.986	10	5	65	4	1	70	1
Wieters,M	.993	118	113	1023	43	8	1074	5

OUTFIELD	PCT.	G	GS	PO	A	E	TC	DP
Bautista,R	1.000	13	4	11	0	0	11	0
De Aza,A	.935	23	14	27	2	2	31	1
Difo,W	1.000	6	4	10	0	0	10	0
Eaton,A	1.000	23	22	50	2	0	52	0
Goodwin,B	.984	69	59	118	5	2	125	2
Harper,B	.989	110	109	173	8	2	183	2
Heisey,C	1.000	24	12	33	1	0	34	0
Kendrick,H	.990	63	57	100	0	1	101	0
Lind,A	1.000	25	25	45	1	0	46	0
Raburn,R	1.000	22	14	15	2	0	17	0
Robles,V	1.000	10	5	14	1	0	15	1
Stevenson,A	1.000	28	12	38	0	0	38	0
Taylor,M	.985	113	106	259	8	4	271	1
Werth,J	.967	67	67	116	1	4	121	0

PITCHER	PCT.	G	GS	PO	A	E	TC	DP
Adams,A	1.000	6	0	1	0	0	1	0
Albers,M	1.000	63	0	1	5	0	6	0
Blanton,J	1.000	51	0	3	3	0	6	0
Cole,A	1.000	11	8	3	5	0	8	0
Doolittle,S	1.000	30	0	0	1	0	1	0
Fedde,E	1.000	3	3	0	2	0	2	0
Glover,K	1.000	23	0	1	7	0	8	0
Gonzalez,G	1.000	32	32	6	23	0	29	1
Gott,T	.000	4	0	0	0	0	0	0
Grace,M	.900	40	1	1	8	1	10	1
Guthrie,J	.000	1	1	0	0	0	0	0
Jackson J,E	.889	13	13	1	7	1	9	0
Kelley,S	.000	33	0	0	0	1	1	0
Kintzler,B	1.000	27	0	1	5	0	6	0
Madson,R	1.000	20	0	1	0	0	1	0
Perez,O	1.000	50	0	0	4	0	4	0
Roark,T	.968	32	30	11	19	1	31	4
Romero,E	1.000	53	0	0	2	0	2	0
Ross,J	1.000	13	13	1	8	0	9	0
Scherzer,M	.947	31	31	9	9	1	19	1
Solis,S	1.000	30	0	1	6	0	7	1
Strasburg,S	.958	28	28	13	10	1	24	0
Treinen,B	.875	37	0	3	4	1	8	0
Turner,J	1.000	18	2	2	3	0	5	0



2017 RECORD WHEN...

2017 RECORD / BATTING ORDER & STARTING POSITION

PLAYER	STARTS	BATTING ORDER								
		BAT 1	BAT 2	BAT 3	BAT 4	BAT 5	BAT 6	BAT 7	BAT 8	BAT 9
Bautista, Rafael	4						0-1		2-1	
Cole, A.J.	8									3-5
De Aza, Alejandro	14	3-0	3-1						0-4	2-0
Difo, Wilmer	74	1-4	28-9	2-1		0-1	1-1	1-2	19-4	
Drew, Stephen	20		2-1			1-0	2-2	5-6	0-1	
Eaton, Adam	22	13-3	3-3							
Fedde, Erick	3									1-2
Gonzalez, Gio	32									18-12
Goodwin, Brian	59	20-13	8-9					2-2	1-2	1-1
Grace, Matt	1									1-0
Green, Grant	1								1-0	
Guthrie, Jeremy	1									0-1
Harper, Bryce	109		1-9	64-35						
Heisey, Chris	12		2-0				0-2	3-0	2-1	1-1
Jackson, Edwin	13									5-6
Kendrick, Howie	39	6-3	8-6	0-1		5-4	2-3	1-0		
Lind, Adam	61				5-2	15-16	9-4	5-5		
Lobaton, Jose	43							0-1	17-25	
Murphy, Daniel	136			23-19	19-10	40-25				
Raburn, Ryan	14		4-5				1-0	0-2	2-0	
Read, Raudy	1								0-1	
Rendon, Anthony	143		6-3	7-8	7-7	20-10	43-30	1-1		
Roark, Tanner	30									14-14
Robles, Victor	5		1-0			1-1	2-0			
Ross, Joe	13									9-3
Sanchez, Adrian	15		2-4					2-2	5-0	
Scherzer, Max	31									21-9
Severino, Pedro	6							1-0	2-3	
Stevenson, Andrew	12	2-2					1-0	3-1	2-0	0-1
Strasburg, Stephen	28									20-6
Taylor, Michael	106	1-1	3-3			1-0	6-8	26-17	22-14	2-2
Turner, Jacob	2									0-2
Turner, Trea	96	51-39	5-1							
Werth, Jayson	69		21-11			1-0	16-11	5-4		
Winters, Matt	113					2-1	14-3	42-18	20-13	
Zimmerman, Ryan	132			1-1	66-46	11-7				

NOTE: Records include only starts with Washington

PLAYER	STARTS	STARTING POSITION										
		P	C	1B	2B	3B	SS	LF	CF	RF	DH	
Bautista, Rafael	4									2-2		
Cole, A.J.	8	3-5										
De Aza, Alejandro	14							3-4	1-0	5-1		
Difo, Wilmer	74			10-3	4-2	35-16		1-0	1-0	1-1		
Drew, Stephen	20			1-1	5-2	4-7						
Eaton, Adam	22							2-0	14-5	0-1		
Fedde, Erick	3	1-2										
Gonzalez, Gio	32	18-14										
Goodwin, Brian	59		1-0					11-11	18-13	3-3		
Grace, Matt	1	1-0										
Green, Grant	1				1-0							
Guthrie, Jeremy	1	0-1										
Harper, Bryce	109								65-44			
Heisey, Chris	12							7-2	1-2			
Jackson, Edwin	13	6-7										
Kendrick, Howie	39			1-0	0-5			20-10	1-2			
Lind, Adam	61			19-11				12-13		3-3		
Lobaton, Jose	43		17-26									
Murphy, Daniel	136					82-54						
Raburn, Ryan	14							7-7				
Read, Raudy	1		0-1									
Rendon, Anthony	143					84-59						
Roark, Tanner	30	16-14										
Robles, Victor	5								1-1	3-0		
Ross, Joe	13	9-4										
Sanchez, Adrian	15			3-2	4-2	2-2						
Scherzer, Max	31	21-10										
Severino, Pedro	6		2-3								1-0	
Stevenson, Andrew	12							1-0	1-1	6-3		
Strasburg, Stephen	28	22-6										
Taylor, Michael	106								61-45			
Turner, Jacob	2	0-2										
Turner, Trea	96					56-40						
Werth, Jayson	69							33-18	10-6	0-2		
Winters, Matt	113		78-35									
Zimmerman, Ryan	132			77-54							1-0	

NOTE: Records include only starts with Washington

Leading after 6.....	79-9
Tied after 6.....	9-5
Trailing after 6.....	9-51
Leading after 7.....	79-8
Tied after 7.....	12-6
Trailing after 7.....	6-51
Leading after 8.....	88-7
Tied after 8.....	7-3
Trailing after 8.....	2-55
Extra innings.....	7-4
Home series W-L-T.....	16-6-5
Road series W-L-T.....	16-9-1
Total series W-L-T.....	32-15-6
Home series sweeps.....	4-1
Road series sweeps.....	5-1
Total series sweeps.....	9-2
At home.....	47-34
On the road.....	50-31
Come-from-behind wins.....	41
Walk-off W-L.....	9-5
Day games.....	27-29
Night games.....	70-36
April.....	17-8
May.....	16-11
June.....	14-14
July.....	16-8
August.....	18-11
September/October.....	16-13
Pre All-Star break.....	52-36
Post All-Star break.....	45-29
Wearing home whites.....	25-16
Wearing road greys.....	38-24
Wearing red alternates.....	15-10
Wearing blue stars & stripes.....	7-4
Wearing white stars & stripes.....	10-9
Wearing Players Weekend.....	2-2
When homering.....	75-38
When playing error free.....	68-32
When SP goes 6.0+ IP.....	76-32
When SP goes 7.0+ IP.....	46-9
When SP goes 8.0+ IP.....	9-2
vs. NL East.....	47-29
vs. NL Central.....	19-15
vs. NL West.....	21-11
vs. AL East.....	2-2
vs. AL Central.....	0-0
vs. AL West.....	8-8
vs. ARI.....	4-2
vs. ATL.....	10-9
vs. BAL.....	2-2
vs. CHC.....	4-3
vs. CIN.....	6-1
vs. COL.....	4-3
vs. HOU.....	2-1
vs. LAA.....	2-2
vs. LAD.....	3-3
vs. MIA.....	13-6
vs. MIL.....	3-4
vs. NYM.....	13-6
vs. OAK.....	2-1
vs. PHI.....	11-8
vs. PIT.....	3-4
vs. SDP.....	5-2
vs. SEA.....	2-1
vs. SFG.....	3-3
vs. STL.....	3-3
vs. TEX.....	0-3



2017 IN REVIEW

2017 HOME RUN LOG

2017 HOME RUN BREAKDOWN

PLAYER	Solo	2-Run	3-Run	Slam	Home	Road	Total
Wilmer Difo	4	1			3	2	5
Stephen Drew	1				1		1
Adam Eaton	2				1	1	2
Brian Goodwin	9	4			9	4	13
Bryce Harper	14	11	3	1	12	17	29
Chris Heisey	1				1		1
Howie Kendrick	5	1		1	4	3	7
Adam Lind	3	8	3		7	7	14
Jose Lobaton	2	2			1	3	4
Daniel Murphy	16	4	2	1	6	17	23
Ryan Raburn	2					2	2
Anthony Rendon	12	6	6	1	14	11	25
Max Scherzer			1			1	1
Stephen Strasburg	2				1	1	2
Michael A. Taylor	8	10		1	11	8	19
Trea Turner	6	5			6	5	11
Jayson Werth	6	3	1		6	4	10
Matt Wieters	5	3	1	1	5	5	10
Ryan Zimmerman	18	12	5	1	19	17	36
Team Totals	116	70	22	7	107	108	215

MULTI-HOMER GAMES (22)

Bryce Harper (2)	April 16 vs. PHI
Bryce Harper (2)	April 19 at ATL
Ryan Zimmerman (2)	April 28 vs. NYM
Anthony Rendon (3)	April 30 vs. NYM
Matt Wieters (2)	April 30 vs. NYM
Jayson Werth (2)	May 7 at PHI
Anthony Rendon (2)	May 23 vs. SEA
Ryan Zimmerman (2)	June 13 vs. ATL
Brian Goodwin (2)	June 23 vs. CIN
Michael A. Taylor (2)	June 24 vs. CIN
Bryce Harper (2)	July 2 at STL
Bryce Harper (2)	July 14 at CIN
Anthony Rendon (2)	July 15 at CIN
Daniel Murphy (2)	July 16 at CIN
Bryce Harper (2)	July 27 vs. MIL
Ryan Zimmerman (2)	July 27 vs. MIL
Ryan Zimmerman (2)	July 30 vs. COL
Daniel Murphy (2)	Aug. 4 at CHI
Ryan Zimmerman (2)	Aug. 9 vs. MIA
Howie Kendrick (2)	Aug. 15 vs. LAA
Ryan Zimmerman (2)	Sept. 17 vs. LAD
Ryan Zimmerman (2)	Sept. 30 vs. PIT

GRAND SLAMS (7)

Bryce Harper (T2nd)	April 19 at ATL (Teheran)
Ryan Zimmerman (T8th)	April 19 at ATL (Krol)
Daniel Murphy (T1st)	April 23 at NYM (Wheeler)
Anthony Rendon (T7th)	July 15 at CIN (Wood)
Matt Wieters (T8th)	Aug. 6 at CHI (Edwards)
Howie Kendrick (B10th)	Aug. 13 vs. SFG (Suarez)
Michael A. Taylor (B3rd)	Sept. 9 vs. PHI (Thompson)

BACK-TO-BACK HOMERS (9)

A. Lind/A. Rendon	April 30 vs. NYM (8th inn.)
R. Zimmerman/A. Rendon	May 6 at PHI (5th inn.)
J. Werth/B. Harper	May 23 vs. SEA (4th inn.)
M. Wieters/M. Taylor	June 4 at OAK (9th inn.)
R. Zimmerman/D. Murphy	June 13 vs. ATL (1st inn.)
M. Wieters/M. Taylor	June 16 at NYM (3rd inn.)
A. Rendon/M. Wieters	June 28 vs. CHI (2nd inn.)
B. Harper/R. Zimmerman	July 17 at CIN (1st inn.)
R. Zimmerman/J. Werth	Sept. 29 vs. PIT (8th inn.)

BACK-TO-BACK-TO-BACK-TO-BACK HOMERS (1)

B. Goodwin/W. Difo/B. Harper/R. Zimmerman	July 27 vs. MIL (3rd inn.)
---	----------------------------

PINCH-HIT HOMERS (5)

Adam Lind (B7th)	April 3 vs. MIA (Phelps)
Ryan Zimmerman (T9th)	April 9 at PHI (Gomez)
Adam Lind (B8th)	April 30th vs. NYM (Plawecki)
Adam Lind (B8th)	May 9 at BAL (Jimenez)
Adam Lind (B8th)	Sept. 17 vs. LAD (Ravin)

FIRST-INN. LEADOFF HOMERS (7)

Trea Turner	May 26 vs. SDP (Perdomo)
Brian Goodwin	June 11 vs. TEX (Bibens-Dirix)
Trea Turner	June 12 vs. ATL (Foltynewicz)
Trea Turner	June 17 at NYM (Lugo)
Brian Goodwin	July 23 at ARI (Ray)
Howie Kendrick	Aug. 18 at SDP (Perdomo)
Trea Turner	Sept. 20 at ATL (Sims)

WALK-OFF HOMERS (3)

Bryce Harper (B9th)	April 16 vs. PHI (Benoit)
Bryce Harper (B9th)	May 13 vs. PHI (Ramos)
Howie Kendrick (B10th)	Aug. 13 Gm 2 vs. SFG (Suarez)

EXTRA-INNING HOMERS (2)

Howie Kendrick	Aug. 13 Gm 2 vs. SFG (Suarez)
Daniel Murphy	Sept. 23 at NYM (Rhame)

HOMERS BY PITCHERS (3)

Stephen Strasburg (T2nd)	May 5 at PHI (Pivetta)
Max Scherzer (T2nd)	Aug. 1 at MIA (O'Grady)
Stephen Strasburg (B5th)	Aug. 30 vs. MIA (Conley)

INSIDE-THE-PARK HOMERS (1)

Michael A. Taylor (B3rd)	Sept. 8 vs. PHI (Thompson)
--------------------------	----------------------------

CYCLES (1)

Trea Turner	April 25 at COL
-------------	-----------------



2017 PINCH HITTING

PLAYER	AVG.	APP	AB	R	H	2B	3B	HR	RBI	SH	SF	HP	BB	SO	SB	CS	GIDP	OBP	SLG
Bautista, R	.167	6	6	1	1	0	0	0	0	0	0	0	2	0	0	0	0	.167	.167
De Aza, A	.000	8	6	1	0	0	0	0	2	1	1	0	0	3	0	0	0	.000	.000
Difo, W	.179	31	28	3	5	0	0	0	0	0	0	0	3	8	1	0	0	.258	.179
Drew, S	.316	24	19	0	6	3	0	0	5	0	1	0	4	4	0	0	0	.417	.474
Eaton, A	.000	1	1	0	0	0	0	0	0	0	0	0	0	1	0	0	0	.000	.000
Goodwin, B	.429	9	7	1	3	1	0	0	2	0	0	0	2	1	0	0	0	.556	.571
Harper, B	.000	2	2	0	0	0	0	0	0	0	0	0	0	0	0	0	0	.000	.000
Heisey, C	.059	18	17	1	1	0	0	0	0	0	0	0	1	6	0	0	0	.111	.059
Kendrick, H	.200	11	10	2	2	1	0	0	1	0	0	0	1	3	0	0	0	1	.273
Lind, A	.356	48	45	7	16	1	0	4	13	0	0	0	3	14	0	0	0	.396	.644
Lobaton, J	.500	3	2	0	1	0	0	0	1	0	1	0	0	1	0	0	0	.333	.500
Murphy, D	.000	7	6	1	0	0	0	0	0	0	0	0	1	0	0	0	0	.143	.000
Raburn, R	.000	8	7	1	0	0	0	0	0	0	0	0	1	2	0	0	0	.125	.000
Read, R	.286	7	7	1	2	0	0	0	0	0	0	0	0	2	0	0	0	.286	.286
Rendon, A	.000	2	1	0	0	0	0	0	0	0	0	0	1	0	0	0	0	.500	.000
Robles, V	.250	4	4	0	1	0	0	0	0	0	0	0	0	0	0	0	0	1	.250
Ross, J	.333	3	3	0	1	1	0	0	0	0	0	0	0	1	0	0	0	.333	.667
Sanchez, A	.091	11	11	1	1	0	0	0	0	0	0	0	0	6	0	0	1	.091	.091
Severino, P	.167	6	6	0	1	0	0	0	0	0	0	0	0	2	0	0	0	.167	.167
Stevenson, A	.182	12	11	2	2	0	0	0	0	0	0	0	1	3	0	0	0	.250	.182
Taylor, M	.167	6	6	0	1	0	0	0	0	0	0	0	0	4	0	0	0	.167	.167
Turner, T	—	1	0	0	0	0	0	0	1	0	0	0	1	0	0	0	0	1.000	—
Werth, J	.000	1	1	0	0	0	0	0	0	0	0	0	0	0	0	0	0	.000	.000
Wieters, M	.143	8	7	0	1	1	0	0	0	0	0	0	1	1	0	0	0	.250	.286
Zimmerman, R	.333	4	3	1	1	0	0	1	3	0	0	0	1	1	0	0	0	.500	1.333
TOTALS	.213	241	216	23	46	8	0	5	28	1	3	0	21	65	1	0	3	.279	.319

2017 CATCHERS DEFENSIVE STATISTICS

CATCHER		GS	W-L	CCS	SBA	CS%	PB	CATCHER ERA
Jose Lobaton	2017	43	17-26	6	39	15.4	3	4.48 (187 ER/376.0 IP)
	Career	312	169-143	50	265	18.9	16	3.62 (1147 ER/2852.1 IP)
Raudy Read	2017	1	0-1	0	1	0.0%	1	4.91 (6 ER/11.0 IP)
	Career	1	0-1	0	1	0.0%	1	4.91 (6 ER/11.0 IP)
Pedro Severino	2017	5	3-3	2	5	40.0%	1	4.34 (27 ER/56.0 IP)
	Career	14	7-7	5	12	41.7%	2	4.06 (68 ER/150.2 IP)
Matt Wieters	2017	113	78-35	18	75	24.0%	5	3.61 (402 ER/1003.2 IP)
	Career	901	463-438	168	568	29.6%	24	4.23 (3761 ER/8002.1 IP)
TEAM TOTALS	2017	162	97-65	26	120	21.7%	10	3.880 (623 ER/1446.2 IP)

2017 EJECTIONS

STAFF / PLAYER	DATE	UMPIRE
D. Murphy	May 9 vs. BAL (10th inn.)	Laz Diaz
B. Harper	May 29 at SFG (8th inn.)	Brian Gorman
D. Baker	June 29 vs. CHI (6th inn.)	David Rackley
B. Harper	July 26 vs. MIL (8th inn.)	Chris Segal
M. Wieters	Aug. 5 at CHI (7th inn.)	Chad Whitson

2017 OUTFIELD ASSISTS

PLAYER	2017	CAREER
B. Harper	8	52
M. Taylor	8	19
B. Goodwin	5	5
A. De Aza	2	26
A. Eaton	2	45
R. Raburn	2	45
C. Heisey	1	11
A. Lind	1	9
V. Robles	1	1
J. Werth	1	90

2017 PITCHER PICKOFFS

PLAYER	2017	CAREER
T. Roark	1	3
E. Romero	1	1
S. Strasburg	1	3
J. Turner	1	7



2017 IN REVIEW

2017 HIGHS AND LOWS

TEAM BATTING

Most runs, game.....	23,	April 30 vs. NYM
Most runs, inning.....	11,	April 27 at COL (7th inn.)
Most hits (9-inning game).....	23,	April 30 vs. NYM
Most hits (extra-inning game).....	13,	June 23 vs. CIN (11 inn.)
Most doubles, game.....	6,	Sept. 19 at ATL
Most home runs, game.....	8,	July 27 vs. MIL
Most extra-base hits, game.....	13,	July 27 vs. MIL
Most total bases, game.....	48,	2x: July 27 vs. MIL and April 30 vs. NYM
Most walks (9-inning game).....	8,	3x: Aug. 20 at SDP, July 2 at STL and May 4 vs. ARI
Most walks (extra-inning game).....	9,	June 23 vs. CIN (10 inn.)
Most strikeouts (9-inning game).....	17,	April 7 at PHI and Sept. 1 at MIL
Most strikeouts (extra-inning game).....	16,	Aug. 13 vs. SFG (11 inn.)
Most runners left on base (9-inning game).....	16,	Oct. 1 vs. PIT
Most runners left on base (extra-inning game).....	13,	June 23 vs. CIN (10 inn.)
Fewest hits, game.....	1,	July 19 at LAA

INDIVIDUAL BATTING

Most hits, game.....	6,	Anthony Rendon (4/30 vs. NYM)
Most runs, game.....	5,	Anthony Rendon (4/30 vs. NYM)
Most doubles, game.....	2,	Many Times: Last: Ryan Zimmerman (9/29 vs. PIT)
Most home runs, game.....	3,	Anthony Rendon (4/30 vs. NYM)
Most extra-base hits, game.....	4,	2x: Ryan Zimmerman (9/29 vs. PIT) and Anthony Rendon (4/30 vs. NYM)
Most RBI, game.....	10,	Anthony Rendon (4/30 vs. NYM)
Most stolen bases, game.....	4,	2x: Trea Turner (6/27 vs. CHI & 6/18 at NYM)
Most strikeouts, game.....	4,	3x: Last: Andrew Stevenson (8/13 vs. SFG)
Most walks, game.....	3,	7x: Last: Anthony Rendon (9/28 vs. PIT)
Most total bases, game.....	16,	Anthony Rendon (4/30 vs. NYM)
Longest hitting streak.....	19 games,	Bryce Harper (7/1-7/27)

TEAM PITCHING

Most strikeouts (9-inning game).....	17,	2x: June 6 at LAD & May 27 vs. SDP
Most strikeouts (extra-inning game).....	17,	June 10 vs. TEX (11 inn.)
Most walks (9-inning game).....	7,	8x: Last: 9/27 at PHI
Most walks (extra-inning game).....	5,	July 7 vs. ATL (10 inn.)
Most runs allowed, game.....	17,	April 8 at PHI
Most runs allowed, inning.....	12,	April 8 at PHI (B1st)
Most hits allowed, game.....	16,	2x: July 30 vs. COL and June 14 vs. ATL
Most hits allowed (extra-inning game).....	14,	April 6 vs. MIA (10 inn.)
Fewest hits allowed, game.....	2,	4x: Last: 7/31 at MIA
Most home runs allowed, game.....	5,	June 12 vs. ATL

INDIVIDUAL PITCHING

Most innings pitched, starter.....	9.0,	2x: Stephen Strasburg (8/30 vs. MIA) & Max Scherzer (5/31 at SFG)
Most innings pitched, reliever.....	5.0,	Tanner Roark (7/8 vs. ATL)
Most strikeouts, starter.....	15,	Stephen Strasburg (5/27 vs. SDP)
Most strikeouts, reliever.....	4,	8x: Last: Sammy Solis (8/5 at CHI)
Longest winning streak.....	6 games,	Max Scherzer (6/27 - 9/8)
Longest losing streak.....	4 games,	2x: A.J. Cole (8/2 - 8/25) and Tanner Roark (6/9 - 6/30)
Most consecutive scoreless innings, starter.....	35.0 innings,	Stephen Strasburg (8/19 - 9/17)
Most consecutive scoreless innings, reliever.....	16.0 innings,	Matt Abers (8/8 - 9/16)
Most runs allowed.....	10,	Jeremy Guthrie (4/8 at PHI)
Most hits allowed.....	12,	Joe Ross (5/28 vs. SDP)
Most walks allowed.....	7,	Gio Gonzalez (5/3 vs. ARI)
Most home runs allowed.....	3,	6x: Last: Edwin Jackson (9/15 vs. LAD)

MISCELLANEOUS TEAM

Longest winning streak.....	7 games,	April 16 - April 23
Longest losing streak.....	4 games,	2x: June 9 - June 12 & May 17 - May 20
Longest game, innings.....	12.0 innings,	May 9 at BAL
Longest game, time (9-inning game).....	4 hours, 22 minutes,	Oct. 1 vs. PIT
Longest game, time (extra-inning game).....	4 hours, 14 minutes,	June 10 vs. TEX (11 inn.)
Shortest game, time.....	2 hours, 12 minutes,	July 31 at MIA
Largest crowd, Nationals Park.....	42,744,	April 3 vs. MIA
Smallest crowd, Nationals Park.....	18,881,	May 25 vs. SEA
Largest winning margin.....	18 runs,	April 30 vs. NYM (W, 23-5)
Largest losing margin.....	14 runs,	April 8 at PHI (L, 17-3)
Largest deficit overcome to win.....	4 runs,	3x: Last: June 23 vs. CIN (11 inn.)
Largest lead relinquished to lose.....	6 runs,	2x: Aug. 1 at MIA (Up 6-0, B3rd; L7-6) & June 19 at MIA (Up 6-0, B3rd; L8-7)
Most double plays turned.....	4,	2x: June 17 at NYM, April 6 vs. MIA
Most double plays hit into.....	4,	June 30 at STL
Most errors.....	4,	April 10 vs. STL

2017-18 TRANSACTIONS

DATE..... MARCH 2017 | TRANSACTIONS

- 3/2.....Agreed to terms with RHP Joe Blanton on a one-year contract...Designated C Spencer Kieboom for assignment.
 3/3.....Agreed to 2017 terms with all 22 pre-arbitration-eligible players: RHP Blake Treinen, RHP Joe Ross, RHP Trevor Gott, RHP A.J. Cole, RHP Koda Glover, RHP Rafael Martin, RHP Austin Adams, RHP Jimmy Cordero, RHP Austin Voth, LHP Sammy Solis, LHP Enny Romero, LHP Matt Grace, 1B/OF Clint Robinson, 1B/3B Matt Skole, INF Treu Turner, INF Wilmer Difo, INF Jose Marmolejos, Of Michael A. Taylor, Of Brian Goodwin, Of Rafael Bautista, C Pedro Severino, C Raudy Read.
 3/7.....Assigned C Spencer Kieboom outright to Triple-A Syracuse.
 3/13.....Optioned RHP Jimmy Cordero, RHP Austin Voth, and INF Matt Skole to Triple-A Syracuse...C Raudy Read was optioned to Double-A Harrisburg...Reassigned RHP Dustin Antolin, RHP Taylor Hill, LHP Nick Lee, INF Corban Joseph, INF Drew Ward & Of Andrew Stevenson to Minor League camp.
 3/16.....Unconditionally released C Derek Norris.
 3/17.....Optioned Of Rafael Bautista and RHP Austin Adams to Triple-A Syracuse.
 3/20.....Reassigned LHP Braulio Lara, C Spencer Kieboom, INF Neftali Soto, and INF Grant Green to Minor League camp.
 3/24.....Reassigned RHP Erick Fedde to Minor League camp.
 3/25.....Optioned C Pedro Severino, RHP Rafael Martin and Of Brian Goodwin to Triple-A Syracuse...Reassigned INF Emmanuel Burriss to Minor League camp.
 3/26.....Reassigned INF/Of Brandon Snyder to Minor League camp.
 3/27.....Unconditionally released RHP Joe Nathan and RHP Matt Albers.
 3/29.....Optioned RHP A.J. Cole and RHP Trevor Gott to Triple-A Syracuse...Reassigned RHP Jacob Turner, LHP Neal Cotts and C Jhonatan Solano to Minor League camp...Released RHP Vance Worley.
 3/31.....Assigned 1B/OF Clint Robinson outright to Triple-A Syracuse.

DATE..... APRIL 2017 | TRANSACTIONS

- 4/1.....Optioned RHP Joe Ross to Triple-A Syracuse...Reassigned RHP Jeremy Guthrie to Minor League camp.
 4/8.....Selected the contract of RHP Jeremy Guthrie...Optioned Of Michael A. Taylor to Triple-A Syracuse.
 4/9.....Selected the contract of RHP Matt Albers...Designated RHP Jeremy Guthrie for assignment.
 4/10.....Placed SS Treu Turner on the 10-day disabled list (right hamstring strain)...Recalled Of Michael A. Taylor from Triple-A Syracuse.
 4/12.....Selected the contract of INF Grant Green...Placed INF Stephen Drew on the 10-day disabled list (right hamstring strain).
 4/19.....Recalled RHP Joe Ross from Triple-A Syracuse...Placed LHP Sammy Solis on the 10-day disabled list (left elbow inflammation).
 4/21.....Reinstated SS Treu Turner from the 10-day disabled list...Designated INF Grant Green for assignment.
 4/24.....Selected the contract of RHP Jacob Turner from Triple-A Syracuse...Placed RHP Stephen Strasburg on the paternity list.
 4/26.....Recalled RHP Matt Grace from Triple-A Syracuse...Placed RHP Koda Glover on the 10-day disabled list with a left hip impingement.
 4/27.....Activated RHP Stephen Strasburg from the paternity list...Optioned LHP Matt Grace to Triple-A Syracuse.
 4/29.....Recalled Of Rafael Bautista from Triple-A Syracuse...Placed Of Adam Eaton on the 10-day disabled list with a left knee strain.

DATE..... MAY 2017 | TRANSACTIONS

- 5/2.....Recalled RHP A.J. Cole from Triple-A Syracuse...Optioned RHP Joe Ross to Triple-A Syracuse.
 5/5.....Recalled LHP Matt Grace from Triple-A Syracuse...Placed RHP Shawn Kelley on the 10-day disabled list with a lower back strain.
 5/8.....Recalled Of Brian Goodwin from Triple-A Syracuse...Optioned Of Rafael Bautista to Triple-A.
 5/12.....Reinstated RHP Koda Glover and RHP Shawn Kelley from the 10-day disabled list...Optioned RHP A.J. Cole and LHP Matt Grace to Triple-A Syracuse.
 5/14.....Added LHP Matt Grace as the 26th man for the doubleheader.
 5/17.....Recalled LHP Matt Grace from Triple-A Syracuse...Placed RHP Joe Blanton on the 10-day disabled list with right shoulder inflammation.
 5/23.....Recalled RHP Joe Ross from Triple-A Syracuse...Optioned Of Brian Goodwin to Triple-A Syracuse.
 5/24.....Recalled Of Brian Goodwin from Triple-A Syracuse...Placed Of Chris Heisey on the 10-day disabled list with a right biceps rupture.
 5/29.....Reinstated INF Stephen Drew from the 10-day disabled list...Optioned LHP Matt Grace to Triple-A Syracuse.
 5/31.....RF Bryce Harper suspended by Major League Baseball (three-game suspension).

DATE..... JUNE 2017 | TRANSACTIONS

- 6/1.....Reinstated INF Jose Marmolejos from the 60-day disabled list and optioned him to Double-A Harrisburg...Transferred Of Adam Eaton to the 60-day disabled list.
 6/4.....RF Bryce Harper returned from suspension.
 6/5.....Selected Of/INF Ryan Raburn from Triple-A Syracuse...Placed Of Jayson Werth on the 10-day disabled list with a left foot contusion...Designated RHP Rafael Martin for assignment.
 6/11.....Reinstated RHP Joe Blanton from the 10-day disabled list...Placed RHP Koda Glover on the 10-day disabled list with lower back stiffness.
 6/12.....Recalled RHP Trevor Gott from Triple-A Syracuse...Optioned INF Wilmer Difo to Triple-A Syracuse.
 6/15.....Recalled LHP Matt Grace from Triple-A Syracuse...Optioned RHP Trevor Gott to Triple-A Syracuse.
 6/18.....Recalled RHP A.J. Cole from Triple-A Syracuse...Placed RHP Shawn Kelley on the 10-day disabled list with a right trapezius strain.
 6/23.....Recalled INF Wilmer Difo from Triple-A Syracuse...Optioned RHP A.J. Cole to Triple-A Syracuse.
 6/30.....Selected the contract of INF Adrian Sanchez...Placed SS Treu Turner on the 10-day disabled list with a non-displaced fracture in his right wrist...Transferred LHP Sammy Solis to the 60-day disabled list.

DATE..... JULY 2017 | TRANSACTIONS

- 7/1.....Returned from rehab and reinstated LHP Sammy Solis...Designated RHP Jacob Turner for assignment.
 7/7.....Returned from rehab and reinstated Of Chris Heisey...Placed Of Michael A. Taylor on the 10-day disabled list with a right oblique strain.
 7/9.....Optioned LHP Sammy Solis to Triple-A Syracuse.
 7/14.....Recalled RHP Austin Adams and RHP Trevor Gott from Triple-A Syracuse...Placed RHP Joe Ross on the 10-day disabled list with a right elbow sprain.
 7/16.....Acquired LHP Sean Doolittle and RHP Ryan Madson from OAK in exchange for RHP Blake Treinen, LHP Jesus Luzardo and INF Sheldon Neuse...Transferred RHP Joe Ross to the 60-day disabled list.
 7/17.....Selected the contract of RHP Jacob Turner...Transferred RHP Koda Glover to the 60-day disabled list.
 7/18.....Selected the contract of RHP Edwin Jackson...Designated RHP Jacob Turner for assignment...Activated LHP Sean Doolittle and RHP Ryan Madson...Optioned RHP Austin Adams and RHP Trevor Gott to Triple-A Syracuse.
 7/23.....Recalled C Pedro Severino from Triple-A Syracuse...Selected the contract of Of Andrew Stevenson from Triple-A Syracuse...Placed Of Ryan Raburn on the bereavement list...Placed Of Chris Heisey on the 10-day disabled list with a left groin strain...Transferred Of Jayson Werth to the 60-day disabled list.
 7/26.....Reinstated Of Ryan Raburn from the bereavement list and placed him on the 10-day disabled list with a left trapezius strain.
 7/27.....Recalled LHP Sammy Solis from Triple-A Syracuse...Placed RHP Stephen Strasburg on the 10-day disabled list with a right elbow nerve impingement.
 7/30.....Selected the contract of RHP Erick Fedde...Granted Of Chris Heisey his release...Recalled C Pedro Severino from Triple-A Syracuse as 26th man for doubleheader.

DATE..... AUGUST 2017 | TRANSACTIONS

- 8/4.....Recalled LHP Sammy Solis from Triple-A Syracuse...Placed LHP Enny Romero on the 10-day disabled list with a left forearm strain.
 8/5.....Recalled RHP Erick Fedde from Triple-A Syracuse...Placed LHP Gio Gonzalez on the paternity list.
 8/7.....Returned LHP Gio Gonzalez from the paternity list...Optioned RHP Erick Fedde to Triple-A Syracuse.
 8/13.....Returned from rehab and reinstated Of Michael A. Taylor...Placed RF Bryce Harper on the 10-day disabled list with a hyperextended left knee...Recalled C Pedro Severino as the 26th man for the doubleheader...Returned Severino to Triple-A Syracuse.
 8/15.....Recalled C Pedro Severino from Triple-A Syracuse...Optioned RHP A.J. Cole to Syracuse.
 8/16.....Selected the contract of Of Alejandro De Aza from Triple-A Syracuse...Placed Of Brian Goodwin on the 10-day disabled list with a left groin strain...Transferred SS Treu Turner to the 60-day DL.
 8/17.....Returned from rehab and reinstated RHP Shawn Kelley from the 10-day disabled list...Placed RHP Ryan Madson on the 10-day disabled list with a right finger sprain.
 8/18.....Placed RHP Max Scherzer on the 10-day disabled list with left neck inflammation (retro to 8/15).
 8/19.....Returned from rehab and reinstated RHP Stephen Strasburg from the 10-day disabled list.
 8/25.....Recalled RHP A.J. Cole from Triple-A Syracuse...Optioned C Pedro Severino to Triple-A.
 8/28.....Reinstated RHP Max Scherzer from the 10-day disabled list and Of Jayson Werth from the 60-day disabled list...Optioned Of Rafael Bautista and Of Andrew Stevenson to Triple-A Syracuse...Transferred INF Stephen Drew to the 60-day disabled list.
 8/29.....Reinstated SS Treu Turner from the 60-day disabled list...Optioned INF Adrian Sanchez to Triple-A Syracuse...Transferred Of Ryan Raburn to the 60-day disabled list.

NATIONALS PARK
 COMMUNITY RELATIONS
 FOUNDATION
 DREAM
 YOUTH BASEBALL ACADEMY
 FRONT OFFICE OWNERSHIP
 COACHING STAFF
 MANAGER
 PLAYERS
 2017 IN REVIEW
 HISTORY AND RECORDS
 SCOUTING | RESEARCH | PLAYER DEV.
 MEDIA



2017 IN REVIEW

2017-18 TRANSACTIONS

DATE.....SEPTEMBER 2017 | TRANSACTIONS

9/1Recalled RHP Erick Fedde and RHP Austin Adams from Triple-A Syracuse...Recalled C Raudy Read from Double-A Harrisburg...Reinstated LHP Enny Romero from the 10-day disabled list...
 Reinstated RHP Ryan Madson from the 10-day disabled list.
 9/4Recalled RHP A.J. Cole and C Pedro Severino from Triple-A Syracuse...Placed RHP Erick Fedde on the 10-day disabled list with a right forearm flexor strain.
 9/7Selected the contract of OF Victor Robles from Double-A Harrisburg...Recalled OF Rafael Bautista and OF Andrew Stevenson from Triple-A Syracuse...Transferred RHP Erick Fedde to the 60-day DL.
 9/8Recalled INF Adrian Sanchez from Triple-A Syracuse.
 9/26Reinstated OF Bryce Harper from the 10-day disabled list.
 9/30Reinstated INF Stephen Drew from the 60-day disabled list...Placed RHP Shawn Kelley on the 60-day disabled list with bone chips in his right elbow.

DATE.....NOVEMBER 2017 | TRANSACTIONS

10/21 Agreed to terms with C Jhonatan Solano on a Minor League contract with an invitation to Major League Spring Training.
 10/28 Agreed to terms with LHP Bryan Harper on a Minor League contract with an invitation to Major League Spring Training.

DATE.....NOVEMBER 2017 | TRANSACTIONS

11/2Named Dave Martinez as the seventh field manager in Nationals history.
 11/3Selected the contract of RHP Wander Suero.
 11/9Named Chip Hale bench coach, Derek Lilliquist pitching coach, Kevin Long hitting coach, Tim Bogar first base coach, Bobby Henley third base coach and Joe Dillon assistant hitting coach.
 11/10Agreed to terms with INF/OF Ryan Raburn and RHP Jaron Long on Minor League contracts with invitations to Major League Spring Training.
 11/15Named Henry Blanco bullpen coach.
 11/20Selected the contracts of RHP Jeffrey Rodriguez and INF Kelvin Gutierrez.

DATE.....DECEMBER 2017 | TRANSACTIONS

12/9Agreed to terms with RHP David Goforth on a Minor League contract with an invitation to Major League Spring Training.
 12/15Agreed to terms with LHP Tim Collins, LHP Tommy Milone, RHP Chris Smith, LHP Ismael Guillon, RHP Roman Mendez, RHP Cesar Vargas, INF/OF Chris Dominguez and OF Moises Sierra on Minor League contracts with invitations to Major League Spring Training.
 12/21Agreed to terms on a two-year contract that includes a club/player option in the second year with RHP Brandon Kintzler.
 12/22Agreed to terms on a one-year contract with 1B/OF Matt Adams.

DATE.....JANUARY 2018 | TRANSACTIONS

1/3Agreed to terms RHP Roman Mendez on a Minor League contract with an invitation to Major League Spring Training.
 1/9Agreed to terms RHP Edwin Jackson on a Minor League contract with an invitation to Major League Spring Training.
 1/18Agreed to terms with INF Reid Kasper on a Minor League contract with an invitation to Major League Spring Training.
 1/29Agreed to terms with INF Reid Brignac on a Minor League contract with an invitation to Major League Spring Training.

DATE.....FEBRUARY 2018 | TRANSACTIONS

2/4Agreed to terms with C Miguel Montero on a Minor League contract with an invitation to Major League Spring Training.
 2/12Acquired INF Matt Reynolds from the New York Mets in exchange for cash considerations.
 2/21Agreed to terms on a one-year contract with RHP Joaquin Benoit.

DATE.....MARCH 2018 | TRANSACTIONS

3/1Agreed to terms with all pre-arbitration (0-3 years) players on the 40 man roster: RHP Austin L. Adams, OF Rafael Bautista, RHP A.J. Cole, INF Wilmer Difo, RHP Erick Fedde, RHP Koda Glover, OF Brian Goodwin, RHP Trevor Gott, LHP Matt Grace, RHP Kelvin Gutierrez, 1B Jose Marmolejos, C Raudy Read, INF Matt Reynolds, OF Victor Robles, RHP Jeffrey Rodriguez, LHP Enny Romero, RHP Joe Ross, INF Adrian Sanchez, C Pedro Severino, LHP Sammy Solis, OF Andrew Stevenson, RHP Wander Suero, SS Treva Turner and RHP Austin Voth.
 3/8Optional RHP Austin Voth to Triple-A Syracuse...Re-assigned RHP Jimmy Brady Dargimire, RHP David Goforth, RHP Roman Mendez, RHP Cesar Vargas, C Taylor Gushue, and INF Osvaldo Abreu to Minor League camp.
 3/9Optional RHP Jeffrey Rodriguez and INF Kelvin Gutierrez to Double-A Harrisburg.

2017 DISABLED LIST

PLAYER	INJURY	7/15/60 DL	PLACED / RETRO	REINSTATED	#GAMES
Adam Eaton	L. Knee Strain	60	April 29		138
Koda Glover	Lower Back Stiffness	60	June 11		101
Joe Ross	R. Elbow Sprain	60	July 14 / July 11		73
Ryan Raburn	L. Trapezius Strain	60	July 26 / July 23		65
Brian Goodwin	L. Groin Strain	10	Aug. 16 / Aug. 14		45
Erick Fedde	R. Forearm Flexor Strain	60	Sept. 4		25
Shawn Kelley	R. Elbow Bone Chips	60	Sept. 30		2
Trea Turner	R. Hamstring Strain	10	April 10 / April 9	April 21	10
Koda Glover	L. Hip Impingement	10	April 26	May 12	14
Shawn Kelley	Lower Back Strain	10	May 5 / May 2	May 12	9
Stephen Drew	R. Hamstring Strain	10	April 12	May 29	41
Jose Marmolejos	L. Forearm Strain	60	Feb. 24	June 1	52
Joe Blanton	R. Shoulder Inflammation	10	May 17	June 11	21
Sammy Solis	L. Elbow Inflammation	60	April 19	July 1	65
Chris Heisey	R. Biceps Rupture	10	May 24	July 7	40
Michael A. Taylor	R. Oblique Strain	10	July 7	Aug. 13	29
Shawn Kelley	R. Trapezius Strain	10	June 18 / June 17	Aug. 17	51
Stephen Strasburg	R. Elbow nerve impingement	10	July 27 / July 24	Aug. 19	23
Max Scherzer	L. Neck Inflammation	10	Aug. 18 / Aug. 15	Aug. 28	12
Jayson Werth	L. Foot Contusion	60	June 5 / June 4	Aug. 28	75
Trea Turner	R. Wrist Fracture	60	June 30	Aug. 29	51
Enny Romero	L. Forearm Strain	10	Aug. 4 / Aug. 3	Sept. 1	27
Ryan Madson	R. Finger Strain	10	Aug. 17 / Aug. 14	Sept. 1	17
Bryce Harper	Hyperextended L. knee	60	Aug. 13	Sept. 26	41
Stephen Drew	L. Abdominal Strain	60	July 29 / July 26	Sept. 30	62
Chris Heisey	L. Groin Strain	10	July 23		5

2017 NATIONALS TEAM TOTAL	1104 Games	2010 NATIONALS TEAM TOTAL	1279 Games
2016 NATIONALS TEAM TOTAL	494 Games	2009 NATIONALS TEAM TOTAL	992 Games
2015 NATIONALS TEAM TOTAL	1278 Games	2008 NATIONALS TEAM TOTAL	1237 Games
2014 NATIONALS TEAM TOTAL	948 Games	2007 NATIONALS TEAM TOTAL	1260 Games
2013 NATIONALS TEAM TOTAL	550 Games	2006 NATIONALS TEAM TOTAL	1615 Games
2012 NATIONALS TEAM TOTAL	1124 Games	2005 NATIONALS TEAM TOTAL	1434 Games
2011 NATIONALS TEAM TOTAL	1002 Games		

2017 HITTING WITH RUNNERS IN SCORING POSITION

PLAYER	AVG	AB	H	2B	3B	HR	RBI	RBI	MISP	MOB	BB	IBB	SO	SH	SF	GIDP
Bautista,R	.333	6	2	0	0	0	0	0	8	9	1	0	1	0	0	0
Cole,A	.000	3	0	0	0	0	0	0	3	5	0	0	1	0	0	0
De Aza,A	.294	17	5	1	0	0	8	8	25	31	1	1	3	2	2	0
Difo,W	.197	61	12	1	0	1	17	16	91	122	11	6	18	4	3	1
Drew,S	.393	28	11	3	0	0	15	15	39	55	0	0	6	0	3	2
Eaton,A	.500	16	8	0	1	0	11	11	27	37	4	0	3	0	1	0
Fedde,E	.000	1	0	0	0	0	0	0	1	1	0	0	1	0	0	0
Gonzalez,G	.130	23	3	0	0	0	5	5	35	50	2	0	7	2	0	0
Goodwin,B	.176	51	9	2	0	1	13	12	70	89	8	2	15	0	3	1
Grace,M	.000	2	0	0	0	0	0	0	3	4	0	0	2	0	0	0
Green,G	.000	1	0	0	0	0	0	0	1	1	0	0	1	0	0	0
Harper,B	.349	109	38	4	0	7	54	42	153	215	25	11	28	0	3	3
Heisey,C	.120	25	3	2	0	0	4	4	33	52	2	0	7	0	0	1
Jackson,J E	.167	6	1	0	0	0	0	0	7	9	0	0	4	0	0	0
Kendrick,H	.290	31	9	1	2	1	16	12	48	69	4	0	7	0	1	2
Lind,A	.258	62	16	4	0	4	38	30	97	139	14	5	10	0	6	3
Lobaton,J	.156	32	5	1	0	1	7	6	47	69	6	1	3	0	1	3
Murphy,D	.409	115	47	9	2	5	67	55	171	237	24	14	11	0	3	6
Raburn,R	.417	12	5	1	0	0	4	3	14	19	1	0	4	0	0	0
Read,R	.333	3	1	0	0	0	0	0	3	5	0	0	1	0	0	0
Rendon,A	.375	136	51	13	0	11	81	64	200	285	22	6	18	0	6	4
Roark,T	.083	12	1	0	0	0	0	0	21	30	1	0	6	2	0	0
Robles,V	.375	8	3	1	1	0	3	2	10	15	0	0	2	1	0	1
Ross,J	.111	9	1	0	0	0	1	1	12	19	0	0	5	1	0	1
Sanchez,A	.500	16	8	3	0	0	10	10	25	31	1	0	4	2	0	0
Scherzer,M	.400	15	6	0	0	1	5	3	22	29	1	0	3	3	0	0
Severino,P	.273	11	3	1	0	0	3	3	14	21	1	1	1	0	0	0
Stevenson,A	.000	10	0	0	0	0	1	1	17	26	4	0	4	1	0	0
Strasburg,S	.000	11	0	0	0	0	1	1	14	20	0	0	3	1	0	0
Taylor,M	.232	82	19	4	1	3	28	22	113	154	11	3	32	1	2	1
Turner,J	.000	1	0	0	0	0	0	0	1	2	0	0	1	0	0	0
Turner,T	.316	76	24	3	3	2	31	26	103	139	5	0	16	0	1	0
Werth,J	.242	62	15	2	0	3	21	18	81	107	8	1	16	0	1	1
Wieters,M	.261	115	30	4	0	4	44	37	155	214	11	4	21	0	4	2
Zimmerman,R	.311	151	47	11	0	11	73	53	203	298	17	1	38	0	5	11
TEAM TOTALS	.290	1319	383	71	10	55	561	460	1867	2608	185	56	303	20	45	43

2017 HITTING WITH BASES LOADED

PLAYER	AVG	AB	H	2B	3B	HR	TOT RBI	RISP RBI	MISP	MOB	BB	IBB	SO	SH	SF	GIDP
Difo,W	.000	2	0	0	0	0	1	1	4	6	0	0	1	0	0	0
Drew,S	.667	3	2	1	0	0	5	5	8	12	0	0	0	0	1	1
Eaton,A	.667	3	2	0	0	0	5	5	8	12	1	0	0	0	0	0
Gonzalez,G	.000	4	0	0	0	0	1	1	10	15	1	0	3	0	0	0
Goodwin,B	1.000	1	1	0	0	0	1	1	2	3	0	0	0	0	0	0
Harper,B	.125	8	1	0	0	1	5	3	18	27	1	0	4	0	0	1
Heisey,C	.000	3	0	0	0	0	0	0	6	9	0	0	1	0	0	0
Jackson,J E	.000	1	0	0	0	0	0	0	2	3	0	0	1	0	0	0
Kendrick,H	.375	8	3	0	1	1	11	8	18	27	0	0	1	0	1	2
Lind,A	.286	7	2	1	0	0	8	8	18	27	0	0	0	0	2	0
Lobaton,J	.000	6	0	0	0	0	1	1	14	21	1	0	1	0	0	2
Murphy,D	.667	12	8	2	1	1	21	17	28	42	1	0	0	0	1	2
Rendon,A	.500	14	7	3	0	1	21	17	38	57	2	0	2	0	2	0
Roark,T	.000	3	0	0	0	0	0	0	6	9	0	0	3	0	0	0
Robles,V	.000	1	0	0	0	0	0	0	2	3	0	0	1	0	0	0
Ross,J	.000	1	0	0	0	0	0	0	2	3	0	0	1	0	0	0
Sanchez,A	.250	4	1	0	0	0	3	3	8	12	0	0	1	0	0	0
Scherzer,M	.500	2	1	0	0	0	1	1	4	6	0	0	0	0	0	0
Severino,P	.000	1	0	0	0	0	0	0	2	3	0	0	0	0	0	0
Stevenson,A	.000	1	0	0	0	0	1	1	4	6	1	0	1	0	0	0
Taylor,M	.375	8	3	0	0	1	9	7	18	27	1	0	3	0	0	0
Turner,T	.273	11	3	0	1	0	8	7	24	36	1	0	3	0	0	0
Werth,J	.333	3	1	1	0	0	4	4	10	15	1	0	2	0	1	0
Wieters,M	.429	14	6	0	0	1	13	11	28	42	0	0	0	0	0	0
Zimmerman,R	.133	15	2	0	0	1	8	6	34	51	1	0	6	0	1	3
TEAM TOTALS	.316	136	43	8	3	7	127	107	316	474	12	0	35	0	9	11



2017 IN REVIEW

2017 FINAL MAJOR LEAGUE BASEBALL STANDINGS

NATIONAL LEAGUE

NL EAST	WON	LOST	PCT.	GB	LAST 10	STREAK	HOME	ROAD	vs.EAST	vs.CENT	vs.WEST	vs.AL
*WASHINGTON	97	65	.599	-	5-5	LOST 2	47- 34	50- 31	47- 29	19- 15	21- 11	10-10
MIAMI	77	85	.475	20.0	5-5	LOST 1	43- 38	34- 47	34- 42	15- 19	19- 13	11-9
ATLANTA	72	90	.444	25.0	7-3	WON 1	37- 44	35- 46	33- 43	21- 11	19- 15	11-9
NEW YORK	70	92	.432	27.0	5-5	LOST 1	37- 44	33- 48	37- 39	14- 19	21- 12	13-7
PHILADELPHIA	66	96	.407	31.0	5-5	WON 1	39- 42	27- 54	39- 37	21- 11	23- 11	15-5
NL CENTRAL	WON	LOST	PCT.	GB	LAST 10	STREAK	HOME	ROAD	vs.EAST	vs.CENT	vs.WEST	vs.AL
*CHICAGO	92	70	.568	-	3-7	LOST 1	48- 33	44- 37	21- 13	46- 30	13- 19	8-12
MILWAUKEE	86	76	.531	6.0	5-5	WON 1	44- 37	42- 39	18- 14	40- 36	17- 17	9-11
ST. LOUIS	83	79	.512	9.0	7-3	LOST 1	44- 37	39- 42	22- 10	34- 42	19- 15	12-8
PITTSBURGH	75	87	.463	17.0	3-7	WON 2	44- 37	31- 50	21- 13	33- 43	21- 11	10-10
CINCINNATI	68	94	.420	24.0	8-2	WON 1	39- 42	29- 52	13- 20	37- 39	13- 20	15-5
NL WEST	WON	LOST	PCT.	GB	LAST 10	STREAK	HOME	ROAD	vs.EAST	vs.CENT	vs.WEST	vs.AL
*LOS ANGELES	104	58	.642	-	2-8	WON 2	57- 24	47- 34	24- 10	23- 9	41- 35	16- 4
yARIZONA	93	69	.574	11.0	4-6	WON 1	52- 29	41- 40	19- 14	17- 16	45- 31	8-12
yCOLORADO	87	75	.537	17.0	5-5	LOST 2	46- 35	41- 40	17- 16	18- 15	42- 34	10-10
SAN DIEGO	71	91	.438	33.0	7-3	LOST 1	43- 38	28- 53	14- 19	16- 17	33- 43	12-8
SAN FRANCISCO	64	98	.395	40.0	5-5	WON 1	38- 43	26- 55	23- 9	18- 16	29- 47	12-8

AMERICAN LEAGUE

AL EAST	WON	LOST	PCT.	GB	LAST 10	STREAK	HOME	ROAD	vs.EAST	vs.CENT	vs.WEST	vs.NL
*BOSTON	93	69	.574	-	5-5	LOST 1	48- 33	45- 36	41- 35	20- 14	16- 16	16- 4
yNEW YORK	91	71	.562	2.0	4-6	LOST 1	51- 30	40- 41	44- 32	18- 15	14- 19	15-5
TAMPA BAY	80	82	.494	13.0	4-6	WON 4	42- 39	38- 43	35- 41	18- 15	16- 17	9-11
TORONTO	76	86	.469	17.0	5-5	WON 1	42- 39	34- 47	33- 43	13- 18	21- 14	11-10
BALTIMORE	75	87	.463	18.0	8-2	LOST 5	46- 35	29- 52	37- 39	13- 21	17- 15	12-8
AL CENTRAL	WON	LOST	PCT.	GB	LAST 10	STREAK	HOME	ROAD	vs.EAST	vs.CENT	vs.WEST	vs.NL
*CLEVELAND	102	60	.630	-	3-7	WON 1	49- 32	53- 28	22- 12	50- 26	24- 8	14-7
yMINNESOTA	85	77	.525	17.0	3-7	WON 1	41- 40	44- 37	15- 18	41- 35	16- 17	13-7
KANSAS CITY	80	82	.494	22.0	5-5	LOST 1	43- 38	37- 44	17- 15	35- 41	19- 15	11-9
CHICAGO	67	95	.414	35.0	4-6	LOST 1	39- 42	28- 53	13- 20	33- 43	15- 18	14-6
DETROIT	64	98	.395	38.0	8-2	LOST 1	34- 47	30- 51	16- 17	31- 45	24- 8	12-8
AL WEST	WON	LOST	PCT.	GB	LAST 10	STREAK	HOME	ROAD	vs.EAST	vs.CENT	vs.WEST	vs.NL
*HOUSTON	101	61	.623	-	2-8	WON 1	48- 33	53- 28	21- 13	15- 17	50- 26	15-5
LOS ANGELES	80	82	.494	21.0	6-4	WON 1	43- 38	37- 44	19- 13	23- 11	39- 37	9-11
SEATTLE	78	84	.481	23.0	6-4	LOST 1	40- 41	38- 43	13- 19	18- 16	35- 41	8-12
TEXAS	78	84	.481	23.0	8-2	LOST 1	41- 40	37- 44	20- 12	18- 16	34- 42	14-6
OAKLAND	75	87	.463	26.0	4-6	WON 1	46- 35	29- 52	16- 19	20- 11	32- 44	13-7

* - CLINCHED DIVISION TITLE
 y - CLINCHED WILD CARD BERTH

2017 NATIONAL LEAGUE WILD CARD STANDINGS

CLUB	W	L	PCT	GB
zARIZONA	93	69	.574	—
zCOLORADO	87	75	.537	—
MILWAUKEE	86	76	.531	1.0
ST. LOUIS	83	79	.512	4.0

z - CLINCHED POSTSEASON BERTH

2017 AMERICAN LEAGUE WILD CARD STANDINGS

CLUB	W	L	PCT	GB
zNEW YORK	91	71	.562	—
zMINNESOTA	85	77	.525	—
LOS ANGELES	80	82	.494	5.0
KANSAS CITY	80	82	.494	5.0
TAMPA BAY	80	82	.494	5.0

z - CLINCHED POSTSEASON BERTH



2017 IN REVIEW

2017 NATIONAL LEAGUE CLUB MISCELLANEOUS

CLUB	vs. LHP	vs. RHP	GRASS	TURF	DAY	NITE	1-RUN	2-RUN	X-INN	S.A. DOUBLEHEADERS			ATTENDANCE	
										W	L	S	HOME	ROAD
ARIZONA	25-17	68-52	93-69	0-0	28-21	65-48	29-23	9-3	12-8	0	0	0	2,134,375	2,587,065
ATLANTA	15-15	57-75	70-90	2-1	22-27	50-63	19-24	6-8	9-11	1	0	1	2,505,252	2,309,180
CHICAGO	21-14	71-56	91-69	1-1	37-36	55-34	26-17	7-3	12-8	0	0	0	3,199,562	2,791,299
CINCINNATI	9-29	59-65	67-89	1-5	25-36	43-58	13-22	3-7	5-15	0	0	0	1,836,917	2,599,638
COLORADO	28-20	59-55	87-75	0-0	35-23	52-52	21-14	2-3	10-10	0	0	0	2,953,650	2,476,640
LOS ANGELES	33-15	71-43	104-58	0-0	30-14	74-44	25-19	8-4	16-4	0	0	0	3,765,856	2,719,921
MIAMI	13-21	64-64	76-84	1-1	23-25	54-60	18-22	6-5	9-11	1	0	0	1,651,997	2,332,863
MILWAUKEE	17-17	69-59	82-75	4-1	32-29	54-47	25-22	5-11	11-9	0	0	0	2,558,722	2,473,001
NEW YORK	15-23	55-69	70-92	0-0	14-33	56-59	21-24	3-8	7-13	0	0	1	2,460,622	2,460,154
PHILADELPHIA	24-21	42-75	66-96	0-0	26-30	40-66	21-36	7-10	5-15	0	2	0	1,905,354	2,506,150
PITTSBURGH	17-24	58-63	74-85	1-2	28-22	47-65	20-24	8-9	10-10	0	0	0	1,919,447	2,643,274
SAN DIEGO	19-27	52-64	71-91	0-0	19-31	52-60	19-19	4-7	8-12	0	0	0	2,138,491	2,605,120
SAN FRANCISCO	18-30	46-68	64-98	0-0	22-35	42-63	23-24	12-7	8-12	0	0	0	3,303,652	2,541,497
ST. LOUIS	19-16	64-63	83-79	0-0	26-27	57-52	24-29	5-9	8-12	0	0	0	3,447,937	2,537,288
WASHINGTON	22-15	75-50	97-65	0-0	27-29	70-36	30-21	7-4	10-10	0	0	0	2,524,980	2,427,389

2017 NATIONAL LEAGUE CLUB RANK BATTING

CLUB	AVG	G	AB	R	OR	H	TB	2B	3B	HR	GS	RBI	SH	SF	HP	BB	IBB	SO	SB	CS	DP	LOB	SHO	SLG	OBP
ARIZONA	7	1	7	4	2	5	2	1	1	5	4	11	14	9	4	6	13	4	4	2	8	1	2	7	
ATLANTA	4	1	2	10	12	4	11	6	13	13	8	10	2	11	5	13	1	1	8	7	13	10	9	11	9
CHICAGO	6	1	9	2	4	6	5	10	9	3	4	3	6	11	2	2	3	10	12	7	11	15	9	4	1
CINCINNATI	8	1	10	8	15	8	7	13	2	6	1	8	4	4	3	5	7	7	2	14	3	13	5	7	8
COLORADO	1	1	6	1	8	1	3	4	2	10	8	2	1	5	13	9	5	11	13	11	15	3	13	3	2
LOS ANGELES	12	1	14	6	1	13	8	2	15	4	1	6	13	7	7	1	7	9	8	3	7	14	5	5	3
MIAMI	2	1	1	5	13	2	4	11	6	9	12	5	4	5	4	12	4	4	5	4	7	12	5	8	6
MILWAUKEE	11	1	12	10	5	12	9	12	14	1	6	11	9	15	10	6	12	15	1	15	3	3	5	9	10
NEW YORK	9	1	8	9	14	11	6	8	10	1	8	9	12	8	8	8	13	5	15	1	6	6	3	6	11
PHILADELPHIA	10	1	5	12	10	9	12	7	4	12	6	12	15	9	12	11	14	12	13	2	10	2	9	12	13
PITTSBURGH	14	1	13	13	7	14	15	13	4	14	12	13	9	13	1	9	9	3	11	13	9	11	9	14	12
SAN DIEGO	15	1	15	15	11	15	14	15	6	11	14	15	3	10	10	15	15	14	6	10	1	1	15	13	15
SAN FRANCISCO	13	1	4	14	9	9	13	5	10	15	14	14	13	1	14	14	10	2	10	11	12	5	13	15	14
ST. LOUIS	5	1	11	7	6	6	10	9	10	8	8	7	7	3	6	3	11	8	7	9	14	8	1	10	4
WASHINGTON	3	1	3	3	3	3	1	3	6	7	3	1	8	2	15	7	2	6	3	4	3	7	3	1	5

2017 NATIONAL LEAGUE CLUB RANK PITCHING

CLUB	W	L	ERA	G	CG	SHO	REL	SV	IP	H	TBF	R	ER	HR	SH	SF	HB	BB	IBB	SO	WP	BK	
ARIZONA	3	13	2	1	4	6	10	6	9	4	3	2	2	1	4	8	1	6	11	2	15	7	
ATLANTA	10	6	12	1	15	12	8	9	8	11	13	12	12	9	13	7	12	12	7	13	9	7	
CHICAGO	4	12	4	1	4	8	7	8	3	2	4	4	4	11	1	2	10	10	3	4	13	6	
CINCINNATI	13	3	15	1	4	8	12	13	15	8	11	15	15	15	12	14	15	15	6	10	11	11	
COLORADO	5	11	9	1	11	7	4	3	12	10	8	8	8	8	9	11	3	8	1	11	12	12	
LOS ANGELES	1	15	1	1	4	1	6	2	6	1	1	1	1	5	6	1	2	1	5	1	2	12	
MIAMI	8	8	13	1	11	10	1	11	7	9	14	13	13	10	15	10	13	14	15	15	8	4	
MILWAUKEE	6	10	5	1	11	2	3	1	5	5	6	5	5	6	6	2	9	9	11	7	4	2	
NEW YORK	12	4	14	1	4	13	2	11	13	15	15	14	14	12	9	15	5	13	14	5	6	7	
PHILADELPHIA	14	2	10	1	11	10	11	13	9	13	10	10	10	13	5	13	8	7	7	9	4	14	
PITTSBURGH	9	7	7	1	4	2	13	9	11	12	9	7	7	2	13	2	6	5	4	12	9	2	
SAN DIEGO	11	5	11	1	4	2	9	5	14	7	7	11	11	14	2	6	13	10	2	8	13	14	
SAN FRANCISCO	15	1	8	1	1	13	13	15	1	14	12	9	9	2	11	9	3	4	10	14	6	4	
ST. LOUIS	7	9	6	1	1	2	5	6	2	6	5	6	6	6	4	8	12	11	2	13	6	1	1
WASHINGTON	2	14	3	1	1	13	15	4	4	3	2	3	3	3	7	3	5	7	3	7	3	3	7



2017 AMERICAN LEAGUE CLUB BATTING

CLUB	AVG	G	AB	R	OR	H	TB	2B	3B	HR	GS	RBI	SH	SF	HP	BB	IBB	SO	SB	CS	DP	LOB	SHO	SLG	OBP
HOUSTON	.282	162	5611	896	700	1581	2681	346	20	238	5	854	11	61	70	509	27	1087	98	42	139	1094	6	478	.346
CLEVELAND	.263	162	5511	818	564	1449	2476	333	29	212	5	780	23	45	50	604	30	1153	88	23	125	1158	6	449	.339
NEW YORK	.262	162	5594	858	660	1463	2498	266	23	241	4	821	18	56	64	616	22	1386	90	22	119	1184	3	447	.339
BALTIMORE	.260	162	5650	743	841	1469	2458	269	12	232	6	713	10	37	50	392	12	1412	32	13	138	1041	12	435	.312
MINNESOTA	.260	162	5557	815	788	1443	2409	286	31	206	4	781	26	39	46	593	26	1342	95	28	105	1147	2	434	.334
KANSAS CITY	.259	162	5536	702	791	1436	2323	260	24	193	5	660	17	37	45	390	19	1166	91	31	160	1005	15	420	.311
SEATTLE	.259	162	5551	750	772	1436	2351	281	17	200	5	714	14	35	78	487	31	1267	89	35	131	1084	11	424	.325
DETROIT	.258	162	5556	735	894	1435	2355	289	35	187	7	699	11	27	52	503	21	1313	65	34	128	1104	12	424	.324
BOSTON	.258	162	5669	785	668	1461	2305	302	19	168	0	735	9	36	53	571	48	1224	106	31	141	1134	10	407	.329
CHICAGO	.256	162	5513	706	820	1412	2300	256	37	186	1	670	35	33	76	401	17	1397	71	31	124	1055	8	417	.314
OAKLAND	.246	162	5464	739	826	1344	2381	305	15	234	6	708	13	40	43	565	15	1491	57	22	129	1075	6	436	.319
TAMPA BAY	.245	162	5478	694	704	1340	2314	226	32	228	4	671	16	48	55	545	33	1538	88	34	115	1114	11	422	.317
TEXAS	.244	162	5430	799	816	1326	2334	255	21	237	3	756	27	39	81	544	18	1493	113	44	110	1015	6	430	.320
LOS ANGELES	.243	162	5415	710	709	1314	2151	251	14	186	4	678	17	46	70	523	30	1198	136	44	141	1033	12	397	.315
TORONTO	.240	162	5499	693	784	1320	2265	269	5	222	7	661	25	35	51	542	12	1327	53	24	153	1064	9	412	.312
TOTALS	.256	1215	84034	11443	11337	21229	35601	4194	334	3170	66	10901	272	614	884	7785	361	19794	1272	458	1958	16307	129	429	.324

2017 AMERICAN LEAGUE CLUB PITCHING

CLUB	W	L	ERA	G	CG	SHO	REL	SV	IP	H	R	ER	HR	HB	BB	IBB	SO	WP	BK	AVG
CLEVELAND	102	60	3.30	162	7	19	497	37	1440.2	1267	564	529	163	45	406	15	1614	48	1	.236
BOSTON	93	69	3.70	162	5	11	515	39	1482.1	1384	668	610	195	49	465	18	1580	43	3	.245
NEW YORK	91	71	3.72	162	2	7	477	36	1448.2	1248	660	599	192	53	504	18	1560	83	4	.228
TAMPA BAY	80	82	3.97	162	0	9	511	53	1445.0	1324	704	638	193	48	503	37	1352	83	4	.242
HOUSTON	101	61	4.12	162	1	9	519	45	1446.0	1314	700	662	192	70	522	17	1593	86	4	.240
LOS ANGELES	80	82	4.20	162	1	10	543	43	1440.2	1373	709	672	224	44	470	25	1312	57	6	.251
TORONTO	76	86	4.42	162	2	6	578	45	1465.0	1460	784	720	203	48	549	25	1372	53	4	.238
SEATTLE	78	84	4.46	162	1	9	527	39	1440.1	1399	772	713	237	53	490	28	1244	73	7	.254
MINNESOTA	85	77	4.59	162	6	11	520	42	1436.0	1487	788	732	224	69	483	37	1166	52	8	.266
KANSAS CITY	80	82	4.61	162	1	6	538	39	1437.2	1480	791	737	196	52	519	24	1216	48	6	.265
TEXAS	78	84	4.66	162	2	6	464	29	1434.1	1443	816	742	214	74	559	22	1107	63	7	.261
OAKLAND	75	87	4.67	162	1	6	525	35	1431.0	1444	826	743	210	61	502	17	1202	84	3	.261
CHICAGO	67	95	4.78	162	0	3	520	25	1421.2	1384	820	755	242	68	632	36	1193	67	5	.254
BALTIMORE	75	87	4.97	162	1	10	492	35	1441.0	1505	841	795	242	60	579	21	1233	53	6	.269
DETROIT	64	98	5.36	162	2	4	510	32	1420.1	1586	894	846	218	61	538	42	1202	53	4	.282
TOTALS	1225	1205	4.37	1215	32	126	7736	574	21630.2	21098	11337	10493	3145	855	7721	382	19946	946	72	.254

2017 AMERICAN LEAGUE CLUB FIELDING

CLUB	PCT	G	PO	A	E	TC	DP	TP	PB
CLEVELAND	.987	162	4322	1447	76	5845	167	0	9
MINNESOTA	.987	162	4308	1477	78	5863	143	1	16
KANSAS CITY	.987	162	4313	1525	79	5917	145	0	11
LOS ANGELES	.986	162	4322	1462	80	5864	135	0	10
DETROIT	.985	162	4261	1389	85	5735	146	1	14
TORONTO	.985	162	4395	1570	92	6057	145	0	8
BALTIMORE	.984	162	4323	1609	95	6027	175	2	8
NEW YORK	.984	162	4346	1468	95	5909	102	0	21
HOUSTON	.983	162	4338	1526	99	5963	153	0	16
TAMPA BAY	.983	162	4335	1433	100	5868	129	0	15
SEATTLE	.982	162	4321	1422	103	5846	147	0	15
TEXAS	.982	162	4303	1616	108	6027	173	0	8
BOSTON	.982	162	4447	1390	107	5944	126	1	19
CHICAGO	.981	162	4265	1541	114	5920	157	0	11
OAKLAND	.980	162	4293	1597	121	6011	162	0	16
TOTALS	.984	1215	64892	22472	1432	88796	2205	5	197



2017 IN REVIEW

2017 AMERICAN LEAGUE CLUB MISCELLANEOUS

CLUB	vs. LHP	vs. RHP	GRASS	TURF	DAY	NITE	1-RUN	2-RUN	X-INN	S.A. DOUBLEHEADERS			ATTENDANCE	
										W	L	S	HOME	ROAD
BALTIMORE	26-24	49-63	66-77	9-10	23-26	52-61	21-20	12-4	8-12	0	0	0	2,028,424	2,386,076
BOSTON	18-19	75-50	80-64	14-5	25-23	68-46	22-19	15-3	16-4	0	0	0	2,917,678	2,556,657
CHICAGO	20-26	47-69	64-92	3-3	25-29	42-66	21-23	5-5	6-14	0	0	2	1,629,470	2,303,901
CLEVELAND	36-24	66-36	98-57	4-3	39-17	63-43	20-15	2-4	6-14	1	0	0	2,048,138	2,218,344
DETROIT	21-22	43-76	63-93	1-5	27-30	37-68	17-23	4-2	8-12	0	0	1	2,321,599	2,138,026
HOUSTON	21-24	80-37	96-56	5-5	33-16	68-45	19-13	4-4	15-5	0	1	1	2,403,671	2,186,570
KANSAS CITY	18-23	62-59	75-80	5-2	26-27	54-55	25-16	4-7	9-11	0	0	2	2,220,370	2,276,640
LOS ANGELES	24-24	56-58	76-79	4-3	19-23	61-59	27-22	8-7	11-9	0	0	0	3,019,583	2,240,721
MINNESOTA	26-23	59-54	82-74	3-3	28-33	57-44	15-18	3-3	13-7	0	0	2	2,051,279	2,223,833
NEW YORK	24-23	67-48	85-61	6-10	34-27	57-44	18-26	5-6	15-5	0	1	1	3,146,966	2,620,718
OAKLAND	19-26	56-61	74-80	1-7	35-27	40-60	21-21	4-9	7-13	1	1	1	1,475,721	2,357,284
SEATTLE	22-23	56-61	76-79	2-5	22-31	56-53	26-15	7-5	12-8	0	0	1	2,135,445	2,143,830
TAMPA BAY	19-29	61-53	36-39	44-43	27-29	53-53	21-24	8-6	11-9	0	0	1	1,253,619	2,421,803
TEXAS	22-18	56-66	72-81	6-3	20-23	58-61	13-24	5-5	14-6	0	0	0	2,507,760	2,162,632
TORONTO	18-24	58-62	30-41	46-45	31-29	45-57	26-27	5-14	9-11	0	0	0	3,203,886	2,422,909

2017 AMERICAN LEAGUE CLUB RANK BATTING

CLUB	AVG	G	AB	R	OR	H	TB	2B	3B	HR	GS	RBI	SH	SF	HP	BB	IBB	SO	SB	CS	DP	LOB	SHO	SLG	OBP
BALTIMORE	4	1	2	8	14	2	4	8	14	5	3	8	14	9	11	14	14	12	15	1	10	4	12	5	14
BOSTON	9	1	1	6	3	4	12	4	10	15	15	6	15	11	8	4	1	5	3	7	12	12	9	14	5
CHICAGO	10	1	9	12	12	10	13	12	1	13	14	13	1	14	3	13	12	11	11	7	5	5	7	12	12
CLEVELAND	2	1	10	3	1	5	3	2	5	8	5	4	5	5	11	2	4	2	9	4	6	14	3	2	2
DETROIT	8	1	6	10	15	9	7	5	2	12	1	10	12	15	9	11	9	7	12	10	7	10	12	8	7
HOUSTON	1	1	3	1	4	1	1	1	9	2	5	1	12	1	4	10	6	1	4	13	11	9	3	1	1
KANSAS CITY	6	1	8	13	10	7	10	11	6	11	5	15	7	9	14	15	10	3	6	7	15	1	15	11	15
LOS ANGELES	14	1	15	11	6	15	15	14	13	13	9	11	7	4	4	9	4	4	1	14	12	3	12	15	11
MINNESOTA	5	1	5	4	9	6	5	6	4	9	9	3	3	7	13	3	7	9	5	6	1	13	1	6	4
NEW YORK	3	1	4	2	2	3	2	10	7	1	9	2	6	2	6	1	8	10	7	2	4	15	2	3	3
OAKLAND	11	1	13	9	13	11	6	3	12	4	3	9	11	6	15	5	13	13	13	2	8	7	3	4	9
SEATTLE	7	1	7	7	7	8	7	11	10	5	7	10	12	2	12	3	6	8	12	9	8	10	9	6	6
TAMPA BAY	12	1	12	14	5	12	11	15	3	6	9	12	9	3	7	6	2	15	9	10	3	11	10	10	10
TEXAS	13	1	14	5	11	13	9	13	8	3	13	5	2	7	1	7	11	14	2	14	2	2	3	7	8
TORONTO	15	1	11	15	8	14	14	8	15	7	1	14	4	12	10	8	14	8	14	5	14	6	8	13	13

2017 AMERICAN LEAGUE CLUB RANK PITCHING

CLUB	W	L	ERA	G	CG	SHO	REL	SV	IP	H	TB	R	ER	HR	SH	SF	HB	BB	IBB	SO	WP	BK	
BALTIMORE	12	3	14	1	8	4	13	11	6	14	13	14	14	14	7	13	9	14	6	9	5	10	
BOSTON	3	13	2	1	3	2	9	6	1	6	11	3	3	5	5	8	5	2	4	3	1	2	
CHICAGO	14	2	13	1	14	15	6	15	14	6	8	12	13	14	2	7	12	15	12	13	10	9	
CLEVELAND	1	15	1	1	1	1	12	9	7	2	1	1	1	1	5	1	2	1	1	1	2	1	
DETROIT	15	1	15	1	4	14	11	13	15	15	14	15	15	10	4	15	10	11	15	11	5	4	
HOUSTON	2	14	5	1	8	6	8	2	4	3	5	4	5	2	7	1	14	10	2	2	15	4	
KANSAS CITY	6	8	10	1	8	10	3	6	10	12	12	10	10	6	11	11	6	9	8	10	2	10	
LOS ANGELES	6	8	6	1	8	4	2	4	7	5	2	6	6	11	13	3	1	3	9	7	8	10	
MINNESOTA	5	11	9	1	2	2	6	5	11	13	9	9	9	9	11	12	10	13	4	13	14	4	15
NEW YORK	4	12	3	1	4	9	14	10	3	1	3	2	2	2	10	4	7	8	4	4	12	4	
OAKLAND	12	3	12	1	8	10	5	11	13	10	7	13	12	8	7	11	10	6	2	11	14	2	
SEATTLE	9	6	8	1	8	6	4	6	9	8	6	7	7	13	13	14	7	5	11	8	11	13	
TAMPA BAY	6	8	4	1	14	6	10	1	5	4	4	5	4	4	15	5	3	7	13	6	12	4	
TEXAS	9	6	11	1	4	10	15	14	12	9	10	11	11	9	1	8	15	13	7	15	9	13	
TORONTO	11	5	7	1	4	10	1	2	2	11	15	8	8	7	2	5	3	12	9	5	5	4	



HISTORY AND RECORDS



Griffith Stadium, located in Northwest D.C., was the home of the American League Washington Senators from 1911-1961. It was host to World Series Games in 1924, 1925 and 1933 as well as two Major League Baseball All-Star Games (1937, 1956). It also served as the home of the Homestead Grays of the Negro League during the 1940s. In 1965, Griffith Stadium was demolished to build the Howard University Hospital. (Photo, taken circa 1960, is courtesy of the National Baseball Hall of Fame and Museum in Cooperstown, New York.)

HISTORY AND RECORDS

BASEBALL RETURNS TO THE NATION'S CAPITAL - 2004

On Wednesday, Sept. 29, 2004, Major League Baseball selected the Washington, D.C. proposal as its choice for relocation of the Montreal Expos. Commissioner Allan H. (Bud) Selig made the announcement. Relocation of the club was subject to certain contingencies, including a formal vote of ownership at the next owners' meeting in November and passage of legislation by the District of Columbia Council to provide for financing and construction of a ballpark on the Anacostia River waterfront in Southeast Washington. MLB also provided the United States District Court for the Southern District of Florida the required notice of MLB's intent to move forward with relocating the team.

The D.C. agreement also included financing for the refurbishing of RFK Stadium, where the Washington, D.C. franchise played through the 2007 campaign.

"Washington, D.C., as our nation's capital, is one of the world's most important cities and Major League Baseball is gratified at the skill and perseverance shown by (then) Mayor Anthony Williams throughout this long process," Selig said. "There has been tremendous growth in the Washington, D.C. area over the last 33 years and we in Major League Baseball believe that baseball will be welcomed there and will be a great success."

Selig also said: "I would like to thank the representatives who worked on behalf of Northern Virginia, Norfolk, Va., Las Vegas, Portland, Ore., Monterrey, Mexico and others for devoting so much time and energy in their attempts to bring a Major League Baseball team to their communities."

At the time, Washington, D.C. was the largest market in the country in terms of population (5.4 million) and television market size (eighth) without a Major League Baseball team.

Even though Washington, D.C. baseball has a long history with the American League, the team plays in the National League East Division, which in fact marks a return to its baseball roots. The first Washington, D.C. franchise joined the National League in 1886 and was part of the NL, except for a two-year hiatus in 1890-91, until the National League contracted Washington and three other franchises in 1900.

But a year later, Ban Johnson organized the American League and included Washington, D.C. as one of its charter franchises. Although the original Senators were mostly mediocre throughout their history, they fielded one of the game's greatest all-time pitchers, Walter "Big Train" Johnson, and made three trips to the World Series, winning it in 1924 in a seven-game series against the New York Giants. In 1925, the Senators lost in seven games to Pittsburgh and lost in five games to the Giants in 1933.

The second incarnation of the Senators came in 1961 in the form of an expansion team. Like its predecessor, the Senators often finished in the second division and had only one winning season in their 11-year history. The Senators moved after the 1971 season and Washington, D.C. was without Major League Baseball until 2005.

THE HISTORY OF BASEBALL IN WASHINGTON, D.C.

When the first professional baseball games were played in the nation's capital, the enduring symbol of freedom in America - the Statue of Liberty - was still two years away from being dedicated. There were 38 states in the Union and what would become the State of Oklahoma had yet to be settled. More than seven decades had passed since Washington, D.C. became the capital of the United States and baseball was quickly evolving into the National Pastime.

A Washington team was admitted to the National League in 1885 and played during the League's 10th professional season in 1886. Washington played 12 years in the National League - 1886-89 and 1892-99 - but was part of a four-team contraction in 1900 as the National League went from 12 franchises to eight.

Later that same year, former Western League president Ban Johnson was organizing a second Major League to compete with the National League and announced plans to include a franchise in the nation's capital. The new league was called the American League and began play in 1901.

This Washington franchise was awarded to James Manning and Detroit businessman Fred Postal. Manning retired later that year and Tom Loftus replaced him as the club's primary executive. The Senators finished in sixth place in 1901 with a 61-72 mark and would eventually be sold to an ownership group including Thomas C. Noyes, Benjamin Minor and Harry Rapley, among others.

The first of two individual tragedies struck the organization in only its third season as the Senators lost a key figure when future Hall of Fame outfielder Ed Delahanty was tragically killed in July, 1903, when he was swept over Niagara Falls. Delahanty was the reigning American League batting champion and his sudden death took its toll on the team as the Senators finished the campaign with a 43-94 mark.

Effective for the 1905 campaign, the team name was changed to Nationals. Newspaper accounts used the names Senators and Nationals interchangeably for the next five decades.

While it took 12 years before the Nationals finished a season with a winning record, the signing of 20-year-old pitcher Walter Johnson in 1907 would signify a key moment in the franchise's history. Under first-year manager Clark Griffith, the 1912 Washington club posted a 91-61 mark and ended up in second place, 14 games behind the eventual World Champion Boston Red Sox.

Johnson appeared in a remarkable 50 games that year - 37 as a starter - and went 33-12 with a league-leading 1.39 ERA and 303 strikeouts. The following year he was even better as he led the Nationals to their second consecutive 90-win season. The "Big Train" went 36-7 with 11 shutouts and a 1.14 ERA, which still stands today as one of the lowest ERAs by a starting pitcher in a single season.

In 1912, 40-year-old team president Thomas C. Noyes fell ill to pneumonia and eventually succumbed to the disease. Noyes had been instrumental in the franchise's improvements since he took over and was replaced as team president by Minor, a prominent Washington attorney. Minor, unable to devote the necessary time to the club, subsequently sold the controlling interest to Griffith and Philadelphia businessman William Richardson in 1919.

Following a 75-78 season in 1923, Griffith made a controversial decision by appointing 27-year-old second baseman Stanley "Bucky" Harris as field manager. Harris was the fifth manager in the previous five seasons for the Nationals, but he guided one of the great reversals in baseball history as the Nationals won more games in 1924 than ever before, 92, and captured their first American League pennant.

In the 1924 World Series, the Nationals took on famed manager John McGraw and the New York Giants. The Series was one of the closest in history as four games were decided by a single run, including the deciding Game Seven. On the strength of Walter Johnson's four innings of relief pitching - on two days' rest - and the series-clinching hit by Earl McNeely in the bottom of the 12th inning, the Nationals won their first and only World Series Championship.

United States President Calvin Coolidge, who threw out the ceremonial first pitch on three occasions during the series, paid tribute to the hometown victors immediately following the triumph:

"I have only the heartiest praise to bestow upon the individual players of both teams. Naturally, in Washington, we were pleased to see Walter Johnson finish the final game, pitching for our home team. Everybody was pleased to see him come back at the close of the last game. The three contests I witnessed maintained throughout a high degree of skill, and every evidence of high-class sportsmanship which will bring to every observer an increased respect and confidence in our national game."

The following year, Harris once again led the Nationals to a record regular season finish as they posted 96 wins and clinched a second-straight American League pennant. Their second trip to the World Series was just as close, but this time they came up short in a seven-game series to the Pittsburgh Pirates. The Senators had a 7-6 lead entering the bottom of the eighth in Game Seven, but could not hold it as the Pirates scored three runs in the inning off Johnson and held on to clinch the series victory.

Johnson concluded his amazing 21-year playing career with the Nationals in 1927 with career totals of 417-279, a 2.36 ERA, 3,508 strikeouts and a big league-record 110 shutouts. He was among the first class of inductees into the Baseball Hall of Fame in Cooperstown, NY, in 1936.

The "Big Train" was not gone from the Washington scene long, as Griffith brought him back to replace Harris as the Nationals' manager in 1929. Despite posting three straight 90-win seasons, Johnson was removed from his post after the 1932 season and replaced by Joe Cronin, the team's 26-year-old shortstop.

Cronin's first season with the Nationals produced the franchise's best regular season mark ever at 99-53 and its third American League pennant. Washington again faced the New York Giants in the Fall Classic but fell in five games to a team led by the pitching of Carl Hubbell (20 IP, 0 ER) and the hitting of Mel Ott, who clinched the series for New York with a 10th-inning homer in Game Five.

The Nationals franchise then fell on hard times. Washington won just 66 games in '34 and the team posted only two more winning seasons over the next 25 years. The team name was officially changed to Senators for the '56 campaign.

Calvin Griffith, who became team president after his father's death in 1955, was granted permission to seek relocation in Sept. 1960, and an announcement was made in Oct. 1960 that the Senators were moving to Minneapolis, MN.

At that time, the American League announced plans to expand by two teams for the 1961 season. One team would be located in Los Angeles and the other in Washington, D.C.

The expansion Senators fared no better than their predecessors, as they lost at least 100 games in each of their first four seasons. In 1964, the Senators acquired five players in a deal with the Los Angeles Dodgers for pitcher Claude Osteen. One of those five players was slugging outfielder and the 1960 National League Rookie of the Year, Frank Howard.

An imposing presence at 6-7, 250 lbs., Howard brought a much-needed offensive punch to the Senators lineup and the Senators win total increased in each of his first three seasons in Washington. After struggling again in 1968, new team president Robert Short brought in Hall of Fame outfielder Ted Williams as the new manager of the Senators.

Howard and his teammates responded to the "Splendid Splinter" during his rookie managerial campaign as Washington's win total improved 21 games to 86 in 1969. It was also Howard's best year in the Majors, as he batted .296 with 48 home runs, 111 RBI and 111 runs scored and finished fourth in the balloting for American League Most Valuable Player.

Unfortunately, the team was unable to build upon their success in '69. The Senators lost 92 games in '70 and 96 in '71. On Sept. 21, 1971, owners approved the transfer of the Senators to Arlington, TX, where the franchise became the Texas Rangers.

After 71 years in the American League and nearly 100 since the debut of professional baseball in the nation's capital, Washington, D.C., hosted its "final" regular season game on Sept. 30, 1971 at Robert F. Kennedy Stadium. The Senators moved after the 1971 season and Washington, D.C. was without Major League Baseball until 2005.



HISTORY AND RECORDS

EXPANSION SENATORS

An expansion draft was conducted in Boston on Dec. 10, 1960 and the Senators selected the following players at \$75,000 each:

PITCHERS	CATCHERS	INFIELDERS	OUTFIELDERS
Pete Burnside	Pete Daley	Chester Boak	Joe Hicks
Dick Donovan	Dutch Dotterer	Bob Johnson	Chuck Hinton
Rudy Hernandez	Gene Green	Billy Klaus	Marty Keough
Ed Hobaugh		Dale Long	Jim King
Johnny Klippstein		Jim Mahoney	Willie Tasby
Hector Maestri		John Schaive	Gene Woodling
Carl Mathias		Coot Veal	
Bobby Shantz		Bud Zipfel	
Dave Sisler			
Tom Sturdivant			
Hal Woodeschick			

BASEBALL IN WASHINGTON, D.C. —TIMELINE

Nov. 7, 1859	The first professional baseball team is founded in Washington, named the Washington Nationals Baseball Club.
May 5, 1869	The first recorded Nationals game takes place on a field called the "White Lot" just south of the White House gates, now known as the Ellipse.
1870	After four years of informal play, Georgetown University's baseball team is founded, making it the school's oldest sport and the first collegiate baseball program in Washington.
April 13, 1883	The first recorded meeting of a professional baseball team and a sitting U.S. President takes place at the White House when the Cleveland Forest Citys meet with Chester A. Arthur.
Jan. 1886	The National League admits the Washington franchise to the National League for the 1886 season. They go on to feature catcher Connie Mack and outfielder William Ellsworth "Dummy" Hoy, the most accomplished deaf player in baseball history. Gallaudet University's baseball field is named Hoy Field in his honor.
March 1900	Washington is one of four franchises contracted when the National League reduces its membership from 12 to eight. Reportedly, the franchise is purchased for \$10,000.
Jan. 28, 1901	Former Western League President Ban Johnson formally organizes the American League with eight franchises, including the Washington Senators.
April 26, 1901	The Washington Senators play their first game in the newly established American League against the Philadelphia Athletics at Shibe Park. The Senators win, 5-1.
April 29, 1901	The Washington Senators defeat the Baltimore Orioles, 5-2, in the first American League game played in Washington, D.C.
July 2, 1903	Washington's future Hall of Famer Ed Delahanty is killed when he is swept away over Niagara Falls.
1904-05	Following the 1904 season, Washington's team name changes, effective in 1905, to the Nationals. Newspaper accounts use "Senators," "Nationals" and "Nats" interchangeably for next five decades.
Aug. 2, 1907	19-year-old Walter Johnson makes his Major League debut with Washington and loses to Detroit, 3-2. The future Hall of Famer gives up his first hit to Ty Cobb, a bunt single.
Sept. 7, 1908	Washington pitcher Walter Johnson shuts out the New York Yankees (then called Highlanders) for the third consecutive game over a span of four days.
April 14, 1910	President William Howard Taft throws the first-ever ceremonial first pitch prior to a Major League Baseball game. Legend has it he also "invents" the seventh-inning stretch when he stands to stretch himself and fans follow suit.
Oct. 30, 1911	Clark Griffith is named manager of the Washington franchise, where he would remain a prominent figure - as manager and then owner - until his death in 1955.

THE CATCH

Who made the most famous catch in the history of the World Series? Some might reference Willie Mays' over-the-shoulder catch in '54, but when considering intrigue, it is tough to top Sam Rice's catch in Game 3 of the 1925 World Series against the Pirates.

On Oct. 10, 1925, Rice (HOF '63) was patrolling Griffith Stadium's right field for the AL Nationals. In the eighth inning, Rice made a dynamic catch of a would-be Earl Smith game-tying home run. Upon making the catch, Rice toppled over the fence and disappeared from sight. When Rice reappeared and showed the ball, umpires ruled that the catch had been made on the field of play and that Smith was out.

After the game, Rice was coy about his heroic catch. He later turned down numerous requests for interviews, some for money. Rice never disclosed any information about the catch. Instead, he wrote a letter that was opened only after his death in 1974. The contents of the letter said, "At no time did I lose possession of the ball." Washington eventually lost the Series, however, in seven games.

May 19, 1918	Washington defeats Cleveland, 1-0 in 18 innings, in the first Sunday baseball game played in Washington, D.C. Reportedly, a crowd of more than 15,000 are in attendance at American League Base Ball Park.
Nov. 10, 1919	Clark Griffith, the team's manager since Oct. of 1911, also becomes Washington's owner and president, when he joins William Richardson in purchasing the controlling interest of the Senators for \$175,000.
May 14, 1920	Walter Johnson defeats the Detroit Tigers for his 300th career victory.
July 1, 1920	Walter Johnson pitches the first no-hitter in Nationals history, defeating the Boston Red Sox at Fenway Park, 1-0. The lone baserunner allowed reached on a Bucky Harris error.
Sept. 29, 1924	The Washington Nationals defeat the Boston Red Sox, 4-2, behind the pitching of Walter Johnson and clinch their first pennant in franchise history.
Oct. 10, 1924	The Nationals defeat the New York Giants four games to three to win the World Series, the first and only World Series championship for the city of Washington.
Sept. 24, 1925	The Nationals clinch their second pennant and advance to the World Series, falling to the Pittsburgh Pirates in seven games.
May 2, 1926	Walter Johnson wins his 400th career game with a 4-3 victory over the Philadelphia Athletics.
Aug. 2, 1927	Washington celebrates Walter Johnson Day at Griffith Stadium on the 20th anniversary of his big league debut. Johnson is presented with gifts prior to the game against the Detroit Tigers.
Oct. 15, 1928	Former Washington pitcher Walter Johnson signs a 3-year contract to manage the team.
Aug. 8, 1931	Bobby Burke pitches the first no-hitter at Griffith Stadium by a Nationals pitcher, defeating Boston, 5-0.
Sept. 21, 1933	The Washington Nationals defeat St. Louis, 2-1, clinching their third and final AL pennant.
Feb. 6, 1936	Walter Johnson is part of the first class of players voted into the Hall of Fame in Cooperstown, NY.
July 7, 1937	Washington hosts its first MLB All-Star Game, and the AL prevails, 8-3, behind a Lou Gehrig home run.
1940	The Homestead (Pa.) Grays begin playing half of their home games in D.C., where they are known as the Washington Grays and alternately the Washington Homestead Grays. They are led by Hall of Famers Josh Gibson, Cool Papa Bell and Buck Leonard, under the guidance of Hall of Fame owner Cumberland Posey.
Nov. 5, 1940	Walter Johnson was defeated as a Republican candidate in his run for a U.S. House of Representative seat from the State of Maryland.
May 28, 1941	The Washington Nationals host the New York Yankees at Griffith Stadium in the first night game ever held in Washington, D.C. Future Senators general manager George Selkirk hit a pinch-hit grand slam off future Senators pitching coach Sid Hudson in the top of the eighth inning to propel the Yankees to a 6-5 win.
1942	Clark Griffith reportedly meets with Grays stars Josh Gibson and Buck Leonard about the possibility of breaking baseball's color line with the Nationals, but no deal is struck.
Oct. 5, 1943	The Grays win their first Negro World Series championship, part of a stretch of nine straight pennants.
Sept. 24, 1944	The Grays repeat as champions, taking the decisive Game 5 at Griffith Stadium. It remains the last championship won on D.C. soil by a team in one of the four major professional sports (baseball, basketball, football and hockey).
Sept. 21, 1946	Washington surpasses one million fans for the first and only time in franchise history (1,027,216).
Sept. 7, 1947	Washington's Joe Kuehl hits the only home run by the home team at Griffith Stadium all year long — an inside-the-park homer against the New York Yankees.
Oct. 5, 1948	The Grays win the final Negro World Series ever played, as integration of Major League Baseball finally begins to take hold. They take the decisive Game 5 on the road in Birmingham against the Black Barons.
April 17, 1953	New York Yankees outfielder Mickey Mantle is credited with what many consider to be the longest home run in baseball history. It is estimated to have traveled 565 feet at Washington's Griffith Stadium off pitcher Chuck Stobbs.
1954	The Nationals sign Cuban outfielder Carlos Paula, making him the first player in club history to break the color line.
1956	The Washington team name is officially changed to the Senators, effective for the 1956 season.
July 10, 1956	Griffith Stadium hosts its second and final All-Star Game. Four first ballot Hall of Famers — Willie Mays, Stan Musial, Mickey Mantle and Ted Williams — blast home runs.
Sept. 29, 1957	Washington's Roy Sievers becomes the first player in franchise history to lead the American League in home runs with 42. Sievers outdistanced future Hall of Famers Ted Williams of the Boston Red Sox (38) and Mickey Mantle of the New York Yankees (34) to capture the home run title.
Oct. 27, 1960	Washington Senators President Calvin Griffith is granted permission to move the franchise to Minneapolis. The American League simultaneously admits an expansion team to Washington, D.C., to replace the Senators.
Nov. 17, 1960	A native of Washington and head of the Federal Aviation Administration, Elvin Quesada was awarded the expansion Washington Senators.
Sept. 21, 1961	The final game is played at Griffith Stadium, with the expansion Senators losing to the former Senators — now the Minnesota Twins — 6-3, before just 1,498 fans.
April 9, 1962	D.C. Stadium, later renamed Robert F. Kennedy Memorial Stadium in 1969, opens as the new home of the expansion Washington Senators. The Senators defeat the Detroit Tigers, 4-1, before a crowd of 42,143 fans including President John F. Kennedy.
July 10, 1962	The All-Star Game comes to D.C. Stadium, as Washington native Maury Wills earns MVP honors in a 3-1 win for the National League.
Aug. 1, 1962	An all-time Washington record crowd of 48,147 fans attend a twinbill at D.C. Stadium vs. the New York Yankees.

NATIONALS PARK
 COMMUNITY RELATIONS
 DREAM FOUNDATION
 YOUTH BASEBALL ACADEMY
 FRONT OFFICE | OWNERSHIP
 MANAGER | COACHING STAFF
 PLAYERS
 IN REVIEW
 HISTORY AND RECORDS
 SCOUTING | RESEARCH | PLAYER DEV.
 MEDIA



HISTORY AND RECORDS

Sept. 12, 1962.....	Washington pitcher Tom Cheney establishes a big league record when he strikes out 21 batters during a 16-inning victory at Baltimore.
Dec. 4, 1964.....	The Nationals acquire Frank Howard in a seven-player trade with the Los Angeles Dodgers. He goes on to win two AL home run titles in Washington.
April 11, 1966.....	Emmett Ashford becomes the first African-American umpire to work a Major League game when he works the Opening Day game at D.C. Stadium between Washington and Cleveland.
June 12, 1967.....	The Washington Senators defeat the Chicago White Sox, 6-5, in 22 innings at D.C. Stadium, marking the longest night game in baseball history. It requires 6 hours, 38 minutes and ends at 2:43 a.m.
April 8, 1969.....	The New York Yankees spoil the managerial debut of Ted Williams at RFK Stadium in Washington, 8-4. More than 45,000 fans - including President Richard Nixon - are in attendance.
June 5, 1969.....	Washington holds the first overall pick in the Major League Baseball Rule 4 Draft for the first time since the draft's inception in 1965. The Senators chose outfielder Jeff Burroughs from Wilson High School in Long Beach, Calif.
July 22, 1969.....	For the first time in its history, the All-Star Game is postponed due to rain. The game is played the following day at RFK Stadium and hometown favorite Frank Howard delights the fans with a homer.
Sept. 26, 1969.....	With their 82nd victory, the expansion Senators and manager Ted Williams clinch their only winning season in the nation's capital.
Sept. 21, 1971.....	MLB owners approve the transfer of the Senators to Arlington, Tex., where they will become the Texas Rangers.
Sept. 30, 1971.....	The 10,852nd and seemingly final game played in Washington ends in a forfeit win for the New York Yankees. The Senators lead 7-5 with two out in the top of the 9th when fans storm onto the field. The field cannot be cleared and the umpires call the game.
Dec. 6, 1973.....	The relocation of the San Diego Padres to Washington D.C. is approved by National League owners, but prior to that sale the team is sold to McDonald's owner Ray Kroc, who elects to keep the club in Southern California.
1975-79.....	Numerous attempts to purchase Major League teams and move them to Washington fall through, and the city remains without baseball.
1991 and 1994.....	Washington is considered for expansion by Major League Baseball, but teams are awarded to Denver, Miami, Phoenix and Tampa-St. Petersburg.
Sept. 29, 2004.....	Baseball finally returns to the nation's capital for the first time in 33 years, as Major League Baseball selects the Washington, D.C. proposal as its choice for relocation of the Montreal Expos. Commissioner Allan H. (Bud) Selig makes the announcement. Relocation of the club is subject to certain contingencies, including a formal vote of ownership at the next owners' meeting in Nov. and passage of legislation by the D.C. Council to provide for financing and construction of a ballpark on the Anacostia River waterfront in Southeast Washington. MLB also provides the United States District Court for the Southern District of Florida the required notice of MLB's intent to move forward with relocating the team. The D.C. agreement also includes financing for the refurbishing of RFK Stadium, where the Washington, D.C. franchise would play through the 2007 season.
Nov. 22, 2004.....	At a ceremony held at historic Main Hall at Union Station, team President Tony Tavares announces the new Washington MLB franchise will be named the Washington Nationals, and that the team colors will be red, white & blue.
Dec. 29, 2004.....	Washington, D.C. Mayor Anthony A. Williams signs into law a financing package for a new baseball stadium along the Anacostia waterfront in Southeast D.C., calling it "one of my proudest days as mayor."
Feb. 2, 2005.....	Nationals home & road jerseys officially worn for first time during a Meet & Greet Party at ESPN Zone in downtown D.C. GM Jim Bowden, Jose Guillen, Cristian Guzman, Zach Day and Chad Cordero attended.
Feb. 14, 2005.....	Pitchers and catchers report to Viera, Fla. for the Nationals' first Spring Training.
March 2, 2005.....	The Nationals play their first Spring Training game against the New York Mets and is televised by ESPN.
April 4, 2005.....	Washington Nationals open their inaugural season at Philadelphia, just 132 miles north of RFK Stadium, with an 8-4 setback. Terrell Sledge hits the first homer in the history of the Nationals in the sixth inning.
April 6, 2005.....	Brad Wilkerson hits his second-career cycle and the Nationals collect their first win, 7-3, at Philadelphia
April 14, 2005.....	Major League Baseball returns to D.C. as the Nationals defeat the Arizona Diamondbacks, 5-3, as Vinny Castilla delights a capacity crowd of 45,596 by tallying a double, triple and homer. President George W. Bush met the Nationals and threw out the ceremonial first pitch.
June 7, 2005.....	With the No. 4 overall pick in the First-Year Player Draft, the Nationals select University of Virginia infielder Ryan Zimmerman as the first draft choice in team history.
July 3, 2005.....	The Nationals down the Cubs, 5-4, in 12 inn. to go a season-high 19 games above .500 at 50-31. The club's offense flounders in the second half, and Washington caps its return to MLB with an 81-81 mark by season's end.
Feb. 7, 2006.....	After midnight, the D.C. Council approves a ballpark lease after voting down the measure earlier in the evening.
March 14, 2006.....	Washington, D.C. Mayor Anthony Williams, the D.C. Sports & Entertainment Commission and the Washington Nationals unveil plans for a 41,000-seat state-of-the-art baseball stadium located in Southeast D.C.
May 4, 2006.....	Ground is officially broken on the Nationals' new ballpark in Southeast D.C.
July 24, 2006.....	MLB and the Nationals announce the official transfer of ownership from Major League Baseball to an ownership group headed by Washington developer Theodore N. Lerner, his son Mark D. Lerner, sons-in-law Edward L. Cohen and Robert K. Tanenbaum, and their families.
Sept. 16, 2006.....	Alfonso Soriano becomes the fourth member of the 40/40 club when he steals his 40th base of the season. He goes on to hit 46 homers and collect 41 stolen bases on the year.
Nov. 14, 2006.....	Manny Acta is named manager of the Nationals, becoming just the second skipper in the brief history of the club.

HISTORY AND RECORDS

Sept. 23, 2007	Acta becomes the youngest active manager in MLB at the age of 37. The Nationals play their final game at RFK Stadium, the 1,047th in the history of the facility. The Nationals' 5-3 win over Philadelphia gives Washington a winning record (122-121) during its three-year stay at RFK.
March 30, 2008	The Nationals host Atlanta in the inaugural regular-season contest at Nationals Park. The Nationals top the Braves, 3-2, on Ryan Zimmerman's game-ending solo shot in the ninth inning. The game is televised worldwide on ESPN's Sunday Night Baseball.
July 27, 2009	Josh Willingham hits two grand slams in game at Milwaukee, becoming the 13th player in history to do so.
Aug. 17, 2009	The Nationals agree to terms with Stephen Strasburg, the No. 1 overall selection in the 2009 First-Year Player Draft (June 9).
Aug. 20, 2009	Mike Rizzo is named the Nationals' Senior Vice President & General Manager. Rizzo had filled the position with an "interim" tag since March 1, when former GM Jim Bowden stepped down from his post.
Nov. 12, 2009	Jim Riggleman is named the third full-time manager of the Nationals. Riggleman skipped the club as "interim manager" for the second half of the 2009 season, after Manny Acta was relieved of his duties on July 13.
April 5, 2010	President Barack Obama tosses first pitch prior to season-opening loss vs. Philadelphia (L, 1-11).
June 8, 2010	Stephen Strasburg strikes out 14 batters without a walk and earns the win in his Major League debut vs. Pittsburgh.
Aug. 16, 2010	The Nationals agree to terms with outfielder Bryce Harper, the No. 1 overall selection in the 2010 Draft.
Dec. 5, 2010	Washington inks free agent outfielder Jayson Werth to monumental seven-year contract.
May 17, 2011	Former Washington Senators slugger Harmon Killebrew dies at the age of 74.
May 31, 2011	The Lerner family and the Washington Nationals Dream Foundation break ground on the Washington Nationals Youth Baseball Academy, located east of the Anacostia River.
June 23, 2011	Jim Riggleman resigns from his position of manager. Bench coach John McLaren serves as interim manager.
June 26, 2011	Davey Johnson is named manager of the Nationals, and begins his new role the following day at the Los Angeles Angels.
Aug. 16, 2011	Nationals agree to terms with top five selections from 2011 First-Year Player Draft: Infielder Anthony Rendon (6th overall, first round), right-handed pitcher Alex Meyer (23rd overall, first round), outfielder Brian Goodwin (34th overall, comp round), left-handed pitcher Matt Purke (3rd round) and left-handed pitcher Kylin Turnbull (4th round).
Dec. 23, 2011	Nationals acquire Gio Gonzalez in six-player trade with the Oakland Athletics.
Feb. 1, 2012	<i>Baseball America</i> names Washington Nationals top minor league system in MLB.
Feb. 26, 2012	Ryan Zimmerman agrees to terms on a long-term contract extension that keeps him in D.C. through at least 2019.
April 28, 2012	Bryce Harper makes MLB debut at Los Angeles, going 1-for-3 with a double and an RBI.
July 10, 2012	Stephen Strasburg, Gio Gonzalez and Bryce Harper compete in 83rd MLB All-Star Game in Kansas City...Ian Desmond was named to team, but did not attend due to injury.
June 13, 2012	Nationals agree to terms with Lucas Giolito, No. 16 selection in 2012 First-Year Player Draft (June 4).
Sept. 3, 2012	With a 2-1 win over the Cubs, the Nationals secure the first winning season by a D.C. baseball team since 1969.
Sept. 20, 2012	The Nationals clinch their first Postseason berth with 4-1 win vs. the Dodgers. (D.C.'s first Postseason berth since 1933).
Sept. 22, 2012	Gio Gonzalez wins 20th game and notches 200th strikeout vs. Milwaukee.
Oct. 1, 2012	The Nationals clinch the franchise's first NL East title.
Oct. 3, 2012	Teddy wins his first Presidents Race in the season finale.
Oct. 7, 2012	The Nationals collect the first Postseason win by a D.C. baseball team since 1933 with 3-2 win at St. Louis (Game 1 of NLDS).
Oct. 11, 2012	Jayson Werth hits a dramatic walk-off blast in ninth inning, giving the Nationals a 2-1 win in Game 4 of the NLDS.
Oct. 12, 2012	Nationals surrender two-run lead in ninth and lose Game 5 of NLDS by a 9-7 score, ending first postseason run.
Nov. 12, 2012	Bryce Harper is named Rookie of the Year, becoming the NL's youngest position player to earn the award.
April 1, 2013	Bryce Harper homers in his first two at bats of the season in a 2-0 Opening Day victory over Miami.
May 29, 2013	Ryan Zimmerman hits a career-high three home runs, all off Baltimore starter Chris Tillman, in Washington's 9-6 defeat at the hands of the Orioles.
July 16, 2013	At 20 years, 273 days old, Bryce Harper starts in center field for the National League in the 84th MLB All-Star Game, becoming the youngest player to start for the NL.
Sept. 19, 2013	Denard Span's career-long hitting streak is snapped at 29 games. It is the longest hitting streak in MLB in 2013 and the second-longest in the nine-year history of the Nationals.
Sept. 29, 2013	Washington falls, 3-2, at Arizona in Davey Johnson's final game as manager of the Nationals. Johnson finishes with a record of 224-183 (.550) in two-and-a-half seasons with Washington. Johnson's final managerial record stands at 1372-1071 (.562).
Nov. 1, 2013	Matt Williams is named the fifth full-time manager of the Washington Nationals.
Dec. 2, 2013	Mike Rizzo fortifies the Nationals starting pitching rotation, acquiring Doug Fister from the Detroit Tigers in exchange for Ian Krol, Steve Lombardozzi and Robbie Ray.
March 30, 2014	The Washington Nationals Youth Baseball Academy opens in Southeast Washington, D.C.
June 24, 2014	Ryan Zimmerman mercifully hits a two-run HR in the 16th inning to lift Washington past the Brewers, 4-3, at Miller Park in the longest game (by innings) in Nationals (2005-pres.) history at the time. Zimmerman's first career extra-inning HR is made possible by a seven-reliever collaboration that lasted 10.0 scoreless innings. Washington's defense turns three double plays and individually, shortstop Ian Desmond makes two dazzling 6-3 putouts in the

NATIONALS PARK
COMMUNITY RELATIONS
FOUNDATION
DREAM FOUNDATION
YOUTH BASEBALL ACADEMY
FRONT OFFICE OWNERSHIP
MANAGER | COACHING STAFF
PLAYERS
IN REVIEW
2017
HISTORY AND RECORDS
SCOUTING | RESEARCH | PLAYER DEV.
MEDIA



HISTORY AND RECORDS

	5.5 hole, while Denard Span made a game-saving catch at the wall in the 14th. Anthony Rendon's 12th HR, a solo shot in the eighth, ties the score at 2-2 and ultimately sends the game to extra innings.
July 21, 2014	Gio Gonzalez becomes the first pitcher to record his 1,000th career strikeout while pitching for the Nationals.
Aug. 12-21, 2014	The Nationals post a 10-game winning streak, tied for the longest in Nationals history (2005-present). The 10-game streak ties the longest in MLB in 2014 and featured five walk-off victories.
Aug. 24, 2014	Stephen Strasburg becomes the second Nationals pitcher to eclipse the 200-strikeout plateau when he strikes out Giants pitcher Ryan Vogelsong in the second inning.
Sept. 3, 2014	Adam LaRoche hits game-tying homer, laces a go-ahead single and legs out the game-winning RBI in a legendary performance (back tightness, bruised elbow, body flu) in Washington's 14-inning, 8-5 win Sept. 3 at the Los Angeles Dodgers. At 5 hours and 34 minutes, the 14-inning marathon was the longest game (by time) in the 10-year history of the Washington Nationals at that point.
Sept. 13, 2014	Ian Desmond steals his 20th base, becoming the fourth shortstop in MLB history to achieve 20-20 status for the third time (Alex Rodriguez - 3, Jimmy Rollins - 4, Hanley Ramirez - 4).
Sept. 16, 2014	Nationals clinch their second National League East title via a 3-0 win over the Atlanta Braves at Turner Field. By the end of the 2014 campaign, Washington builds a 17.0 game lead over the rest of the NL East, MLB's largest since the 100-win Angels won the AL West by 21.0 games over Texas in 2008 and the largest in the 81-year history (1901-pres.) of modern baseball in D.C.
Sept. 28, 2014	In Washington's season-ending 1-0 home win over the Marlins, Jordan Zimmermann walks one and strikes out 10 while tossing not only the first no-hitter in Nationals history, but the first tossed in the nation's capital since AL Nationals Bobby Burke turned the trick on Aug. 31, 1931 vs. Boston. Steven Souza Jr.'s miraculous diving catch on deep line drive to left field by Christian Yelich secures Zimmermann's no-hitter. In the same game, Denard Span sets a new Nationals single-season mark with his 184th hit, a third-inning double.
Oct. 4, 2014	In Game 2 of the National League Division Series, the Giants top the Nationals, 2-1, in 18 innings. At 6 hours, 23 minutes, the game marks the longest (by time) in MLB Postseason history and the 18 innings played are tied for the most (Atlanta at Houston, Game 4 2005 NLDS) in MLB Postseason history.
Oct. 7, 2014	The Nationals are eliminated from MLB's Postseason after falling to the Giants, 3-2, in Game 4 of the NLDS.
Jan. 21, 2015	The Nationals sign Max Scherzer to an historic seven-year contract.
April 6, 2015	The Nationals are awarded the 2018 MLB All-Star Game, as announced by Commissioner Robert D. Manfred Jr.
May 6-9, 2015	Bryce Harper clubs six home runs in a span of three games, culminating in his third career walk-off home run on May 9 vs. Atlanta. On May 7 vs. Miami, Harper (22 years, 202 days) becomes the 10th-youngest player in MLB history to hit three home runs in a game. He is only the fifth player since 1920 (when RBI became a statistic) to hit at least six home runs and record at least 12 RBI over a span of three games.
May 19, 2015	Ryan Zimmerman, aka "Mr. Walk-Off," hits his 10th career walk-off blast.
June 20, 2015	Max Scherzer tosses his first career no-hitter and the second in Washington Nationals history. He was perfect through 8.2 innings before a 2-2 slider hits pinch hitter Jose Tabata on the left elbow. Scherzer finishes the day with 10 strikeouts as the Nationals top the Pirates, 6-0.
Sept. 2, 2015	With two home runs against St. Louis, Ryan Zimmerman becomes the first player in Nationals history (2005-present) to reach the 200 home run mark exclusively with the Nationals. He joins Vladimir Guerrero (234), Andre Dawson (225), Gary Carter (220) and Tim Lincecum (204) as the only players in Montreal/Washington history to reach 200 home runs.
Sept. 4, 2015	Pinch hitter Michael A. Taylor hits the first pinch-hit, walk-off home run in Washington Nationals history, a three-run homer to center field as the Nationals top the Atlanta Braves, 5-2. It is the first walk-off home run and first pinch-hit home run of Taylor's career.
Oct. 3, 2015	In the second game of a doubleheader, Max Scherzer turns in one of the most dominant pitching performances in Major League history. Scherzer joins Johnny Vander Meer (1938), Allie Reynolds (1951), Virgil Trucks (1952), Nolan Ryan (1973) and Roy Halladay (2010), becoming just the sixth pitcher in MLB history to throw two no-hitters in the same season (including the Postseason). Just one baserunner, catcher Kevin Plawecki, reaches base, due to a fielding error by third baseman Yunel Escobar. Scherzer strikes out a Nationals record (2005-pres.) and new career-best 17 batters, including a franchise record (Nationals/Expos) nine consecutive batters from the sixth to the ninth inning.
Oct. 5, 2015	Manager Matt Williams is relieved of his duties and the coaching staff is informed that their contracts will not be renewed.
Nov. 3, 2015	Dusty Baker is named the sixth full-time manager of the Washington Nationals.
Nov. 19, 2015	Bryce Harper is named the unanimous National League Most Valuable Player by the Baseball Writers Association of America. He becomes the youngest player to unanimously win the award and the first player in Nationals history (2005-pres.) to win the award.
Jan. 6, 2016	The Nationals sign Daniel Murphy to a three-year contract.
April 4, 2016	Bryce Harper and Daniel Murphy homer to propel Washington to a 10-inning, 4-3 victory over the Atlanta Braves on Opening Day. It is Harper's fourth career Opening Day home run and Murphy's first homer in a Nationals uniform. After the game, the Nationals players deliver the game ball to manager Dusty Baker as a memento of his first victory in a Washington uniform.
April 14, 2016	Bryce Harper clubs his 100th career home run, and first career grand slam, in the bottom of the third inning.

April 19, 2016	Jayson Werth becomes the fourth player in Nationals history (2005-pres.) to record his 200th home run in a Nationals uniform, joining Alfonso Soriano, Adam LaRoche and Ryan Zimmerman. Werth's solo shot with one out in the seventh clanks off the Marlins' home run sculpture in center field, lodges behind a light in the piece of art, breaks the scoreless tie and adds Werth's name to the 200-homer club.
April 24, 2016	In the longest regular season game (by time) in Nationals history (2005-pres.), OF Chris Heisey clubs his first career walk-off home run in the bottom of the 16th inning.
May 10, 2016	The Nationals and Stephen Strasburg agree to a seven-year contract extension that keeps the pitcher under contract through the 2023 season.
May 11, 2016	Max Scherzer becomes the fourth pitcher in MLB history to strike out 20 batters in a nine-inning game, fanning 20 Detroit Tigers. He joins Randy Johnson, Kerry Wood and Roger Clemens. Only Scherzer and Johnson have a 20-K game and no-hitter on their career ledger. The 20 K's were a Nationals record (2005-pres.), a franchise record (Nationals/Expos) and the most in D.C.-baseball history since Tom Cheney struck out 21 batters on Sept. 12, 1962 at Baltimore, but in a 16-inning performance.
June 12 and 15, 2016.....	Jayson Werth records two walk-off hits in the span of four games. On June 12, he laces a two-run single in the bottom of the ninth inning against the Phillies. On June 15, his two-out single in the bottom of the 12th inning gives the Nationals the 5-4 win on getaway day. Werth's excitement carries over postgame, leading to a memorable interview on the field with MASN sideline reporter, Dan Kolko.
June 30-July 3, 2016	Danny Espinosa puts together one of the more dominant series in MLB history. Over the course of the Nationals four-game series with the Reds, Espinosa clubs five home runs to drive in 15, a franchise record (Nationals/Expos) for RBI in a single series. He records two multi-homer games in a four-game span, including a grand slam in each of those contests, and in both games hit one home run from the left side of the plate and one home run from the right side.
July 29, 2016.....	Ryan Zimmerman initiates the first triple play in Nationals history (2005-pres.). With the bases loaded and nobody out in the bottom of the eighth inning, Giants shortstop Brandon Crawford hit a line drive at Zimmerman. Zimmerman stepped on first to double off Buster Posey for the second out, and fired the ball across the diamond to Anthony Rendon to catch Denard Span for the third out. It was the first 3-3-5 triple play turned in Major League Baseball history.
Aug. 23-24, 2016	Trea Turner matches a franchise record (Nationals/Expos) with hits in eight straight plate appearances.
Sept. 9, 2016.....	Trea Turner produces his first career multi-home run game, with the second of the two coming in walk-off fashion to help the Nationals beat the Phillies, 5-4. Since 1958 (the first season with official rookie designations) Turner became the fourth with at least two homers, including a walk-off, in a game he hit from the leadoff spot.
Sept. 17, 2016.....	With a strikeout of Freddie Freeman in the bottom of the first inning, Gio Gonzalez records Washington's 1,343rd strikeout of the season, a new franchise and D.C.-baseball record, besting the previous high of 1,342 strikeouts in 2015. The Nationals go on to strike out 1,476 batters in 2016.
Sept. 23, 2016.....	Wilson Ramos' solo home run in the top of the sixth inning is Washington's 195th home run of the season, setting a new franchise record and a D.C. baseball record for team home runs in a season. The previous high was 194 in 2012. The Nationals go on to hit 203 home runs during the 2016 season.
Sept. 24, 2016.....	With a 6-1 win over the Pirates coupled with a loss by the Mets, the Nationals clinch their third National League East Division title in the last five seasons. Washington's game concludes slightly before the Mets' game, so the Nationals gather in the visiting clubhouse at PNC Park to watch the final outs of the Phillies' victory over New York before popping the champagne.
Oct. 13, 2016	The Nationals fall to the Los Angeles Dodgers, 4-3, in Game 5 of the 2016 National League Division Series, ending their season.
Nov. 16, 2016	Max Scherzer is named the 2016 NL Cy Young Award winner, the first Cy Young award winner in Nationals history. He joins Hall of Famers Gaylord Perry, Pedro Martinez, and Randy Johnson, as well as Roger Clemens and Roy Halladay as the only pitchers to win Cy Young Awards in both the AL and NL.
Dec. 7, 2016.....	At the 2016 Baseball Winter Meetings held at nearby National Harbor, MD, the Nationals acquire Adam Eaton from the Chicago White Sox in exchange for Lucas Giolito, Reynaldo Lopez, and Minor Leaguer Dane Dunning.

NAME GAME

At a ceremony held Nov. 22, 2004 in the historic Main Hall at Union Station, (then) team president Tony Tavares announced the new Washington MLB franchise would be named the Washington Nationals and the color scheme would consist of red, white and blue.

The Nationals moniker had previously served two other Washington baseball franchises. A team called the Nationals first played in the District during the 1870s and 1880s, and a second American League team played at Griffith Stadium from 1901 until 1956. Owner Calvin Griffith then officially changed Washington's name to Senators for the 1957 season.

The name was selected based on an evaluation of a myriad of factors, including data collected through local focus groups and other forms of research.



HISTORY AND RECORDS

- April 25, 2017 Trea Turner joins Christian Guzman (8/28/08) and Brad Wilkerson (4/6/05) as the only players in Nationals history (2005-pres.) to hit for the cycle...Not only does he record the cycle, but Turner records seven RBI and becomes the eighth player in Major League history to drive in seven or more runs in a game while hitting for the cycle.
- April 30, 2017 Anthony Rendon becomes the first player in MLB history to go 6-for-6 with 3 home runs and 10 RBI. His performance helps the Nationals score a franchise record 23 runs in a 23-5 win over the New York Mets.
- July 17, 2017 Washington acquires Sean Doolittle and Ryan Madson from Oakland in exchange for Blake Treinen and a pair of minor leaguers...From July 18 through the end of the season, the Nationals lead the National League with a 3.40 bullpen ERA.
- July 27, 2017 In the bottom of the third inning against Milwaukee, Brian Goodwin, Wilmer Difo, Bryce Harper and Ryan Zimmerman club back-to-back-to-back-to-back home runs -- tying a Major League record for consecutive home runs (joining seven other clubs) and marking the first time in franchise history a Nationals or Expos team has accomplished that feat. After a one-batter pause, Anthony Rendon also homers, making the Nationals just the sixth team in Major League history to hit five home runs in a single inning (per the *Elias Sports Bureau*). Washington's eight home runs tie a franchise record for homers in a single game (July 30, 1978 vs. Atlanta).
- July 30, 2017 Ryan Zimmerman surpasses Frank Howard for the most home runs in D.C. baseball history with his 238th career longball.
- Sept. 10, 2017 The Nationals clinch their fourth division championship, soaking themselves in champagne after a 3-2 victory over the Phillies was coupled with the Atlanta Braves' 10-8 extra-innings walk-off win over the Miami Marlins.
- Sept. 17, 2017 Stephen Strasburg's historic scoreless innings streak ends at 35.0...It was the longest in franchise history and, per *Elias*, the longest for any player in MLB since 2015: (Zack Greinke, 45.2 IP; Clayton Kershaw, 37.0 IP).
- Oct. 30, 2017 Dave Martinez is officially named the seventh manager in Washington Nationals history.
- Nov. 15, 2017 Max Scherzer earns his second straight NL Cy Young Award, while becoming the 10th pitcher in MLB history to win the Cy Young Award three times.

WASHINGTON, D.C. PROFESSIONAL BASEBALL TEAMS

YEAR(S)	LEAGUE	TEAM NAME	NOTE
1871-72	National Association	Olympic Baseball Club of Washington	Renamed Nationals Base Ball Club of Washington in mid-1872 season
1875	National Association	Washington Nationals	Disbanded after 1875 season
1879-80	National Association	Washington Nationals	Disbanded after 1880 season
1881	Eastern Association	Washington Nationals	Moved to Albany in mid-1881
1884	Union Association	Washington Nationals (a.k.a. Quicksteps)	Moved to Eastern Association for 1885 season
	American Association	Washingtons	Moved to Richmond in mid-1884
1885	Eastern Association	Washington Nationals	Disbanded after 1885 season
1886-89	National League	Washington Statesmen (a.k.a. Senators)	Disbanded after 1889 season
1887	League of Colored Baseball Clubs	Capital Cities	Disbanded after 1887 season
1890	Atlantic Association	Washington Senators	Disbanded after 1890 season
1891	American Association	Washington Statesmen (a.k.a. Nationals)	Disbanded after 1891 season
1892-99	National League	Washington Senators	Disbanded after 1899 season
1901-04	American League	Washington Senators	Renamed Washington Nationals after 1904 season
1905-55	American League	Washington Nationals	Renamed Washington Senators after 1955 season
1908	Union League	Washington Bandits	League disbanded in 1908
1912	United States League	Washington Senators	Disbanded in mid-1912
1924-25	Eastern Colored League	Washington Potomacs	Moved to Wilmington
1932	East-West League	Washington Pilots	League disbanded in 1932
1936-37	Negro National League	Washington Elite Giants	Moved to Baltimore for 1938 season
1937-48	Negro National League	Washington-Homestead Grays	League disbanded in 1948
1938	Negro National League	Washington Black Senators	Disbanded after 1938 season
1956-60	American League	Washington Senators	Moved to Minnesota for 1961 season
1961-71	American League	Washington Senators	Moved to Texas for 1972 season
2005-	National League	Washington Nationals	Team relocated from Montreal (beg. 2005 season)

SOURCE: National Baseball Hall of Fame and Museum, Cooperstown, NY



WASHINGTON, D.C. BALLPARKS

Pro baseball teams were formed in our nation's capital beginning in the early 1870s and those franchises played their games in ballparks commonly known as Swampoodle Grounds, Capitol Grounds and Boundary Field.

In 1892, the Washington Senators joined the expanding National League and began playing their home games at a site that would host professional baseball games into the early 1960s. From 1892-99, the Senators played at National Park, which had a seating capacity of approximately 6,500. Although never finishing above sixth place, the team drew fairly well, including more than 200,000 fans in 1896.

When the National League contracted from 12 franchises to eight following the 1899 season, the team was disbanded. However, it would only be two seasons before a professional team occupied that site again.

During those two years, former Western League president Ban Johnson was working to put together a second Major League to rival the NL. In 1901, the American League began play with eight franchises, including the Washington Nationals.

This franchise would play its home games on the same site as the previous National League Washington team, but the ballpark was appropriately renamed American League Base Ball Park and the capacity was expanded to nearly 10,000.

On March 17, 1911, tragedy struck the American League Base Ball Park. The all-wooden ballpark and four surrounding buildings were completely destroyed by a fire started by a plumber's blow lamp and a strong wind. American League Base Ball Park could not be saved as plumbers working on the park's drain pipes had shut off the water supply and by the time firefighters arrived, the grand stand and bleachers were engulfed in flames. At the time, the loss of the ballpark was estimated at \$20,000.

Thomas C. Noyes, president of the Washington franchise, gained approval from the Board of Directors to announce that work would begin immediately on a new ballpark with a steel grandstand. With the players at Spring Training and Opening Day less than a month away, crews worked tirelessly to get the ballpark ready for the home opener.

By Opening Day 1911, the grandstands were sufficiently erected for the Nationals to host the Boston Red Sox with President William Howard Taft in attendance. The work on the ballpark continued when the team was on the road and was completed on July 24, 1911 at a final cost of approximately \$100,000. Seating capacity was more than 27,000, including a presidential box near the first base dugout.

In 1920, the American League Base Ball Park was renamed Griffith Stadium in recognition of the franchise's owner and president, Clark Griffith. The only major alteration to the ballpark was also made in 1920 as the double-decked stands were extended from the bases to the foul poles.

During the late-1930s and 1940s, Griffith Stadium had another part-time tenant - the famed Homestead Grays of the Negro Leagues. Originally from Pennsylvania, the Grays played half of their games at Forbes Field in Pittsburgh and half at Griffith Stadium when the Washington franchise was on the road. Some of the most revered players in Negro League history played for the Grays, including Josh Gibson, Buck Leonard, Cool Papa Bell and Sam Bankhead, as they won nine Negro League championships.

Griffith Stadium, which also hosted the Major League Baseball All-Star Game in 1937 and 1956 and three World Series in 1924, 1925 and 1933, remained the home of the Washington franchise until it was moved to Minneapolis following the 1960 season.

The expansion Washington Senators played their inaugural season at Griffith Stadium in 1961 before moving into District of Columbia Stadium for the 1962 season.

After having been the site of professional baseball in Washington, D.C., since 1892, the final game at Griffith Stadium was played on Sept. 21, 1961 as the Senators fell to Minnesota, 4-3, before a crowd of 1,498 fans. Griffith Stadium was demolished in 1965 and the land is now utilized by Howard University. Nearly 1,000 of the original seats from Griffith Stadium were moved to a Spring Training facility near Orlando, Fla., Tinker Field.

A federally-owned stadium, District of Columbia Stadium was a new three-tiered, multi-purpose facility constructed near the Potomac River at a cost of approximately \$24 million. The Senators signed a 10-year lease on September 29, 1961 with the D.C. Armory Board for the stadium, which had a seating capacity of 45,016.

On April 9, 1962, the Senators played their first regular season game at District of Columbia Stadium. A crowd of 42,143 - including President John F. Kennedy — saw Senators pitcher Bennie Daniels defeat the Detroit Tigers, 4-1. Interestingly enough, Daniels suffered the loss at both the final game at Ebbets Field in 1957 and the final game at Griffith Stadium in 1961.

Under the direction of the D.C. Armory Board, the stadium was officially renamed Robert F. Kennedy Memorial Stadium on January 18, 1969.

The 1969 Major League Baseball All-Star Game was the fourth hosted by the Senators and the second at RFK Stadium (also first game in 1962). Despite the American League dropping a 9-3 decision to the National League, Washington fans saw future Hall of Famer Willie McCovey hit a pair of homers and hometown favorite Frank Howard hit one as well.

In 1971, the Senators played their final season at RFK Stadium before moving to Arlington, Tex. The final regular season Major League Baseball game was played at RFK on September 30, 1971. Washington hosted the New York Yankees before a crowd of just 14,460 in a game that was never finished. The Senators were holding on to a 7-5 lead with two outs in the top of the ninth inning when fans rushed the field. The umpiring crew could not clear the field and the game was forfeited to the Yankees, 9-0, per MLB forfeit rules.

HISTORY AND RECORDS

RFK Stadium hosted 16 exhibition games involving Major League teams after the Senators moved in 1971. A portion of the proceeds from most of the games was donated to various charities. Attendance at the 16 contests averaged more than 27,600 per game. Following is a listing of those games:

DATE	TEAMS/SCORE	ATTENDANCE	DATE	TEAMS/SCORE	ATTENDANCE
May 22, 1972	PIT vs. BAL	30,112	April 4, 1992	BOS 4, BAL 3	20,501
August 14, 1972	BOS vs. NYM	32,432	April 5, 1992	BOS 9, PHI 3	16,823
April 5, 1987	NYM 1, PHI 0 (5 innings/rain)	45,614	April 2, 1993	NYM vs. NYY	Postponed (Rain)
April 3, 1988	NYM 10, BAL 7	36,123	April 3, 1993	PIT 4, BAL 3	23,575
April 1, 1989	BAL 6, PIT 4	24,877	April 2, 1994	MIL 8, DET 3	14,376
April 2, 1989	BAL 7, STL 6 (10 innings)	37,204	April 3, 1994	MIL vs. DET	Cancelled
April 7, 1990	STL 11, BAL 10	21,298	April 2, 1999	MON 5, STL 4	20,640
April 6, 1991	BOS 4, BAL 1	37,458	April 3, 1999	STL 2, MON 1	30,112
April 7, 1991	BOS 6, BAL 5	43,264			

On March 14, 2006, Washington, D.C. Mayor Anthony Williams, the D.C. Sports & Entertainment Commission and the Washington Nationals unveiled plans for a 41,000-seat state-of-the-art baseball stadium located in Southeast D.C. Seven weeks later, on May 4, ground was officially broken on the ballpark site. Washington opened Nationals Park on March 30, 2008 with a 3-2 win over ATL, televised nationally on ESPN's Sunday Night Baseball. President George W. Bush threw the ceremonial first pitch, then Ryan Zimmerman led the club to victory with a game-ending solo shot in the ninth inning.

CAPITAL PUNISHER

Frank Howard blasted 237 of his 382 career home runs during his seven-year tenure with the Senators from 1965-71. Only Ryan Zimmerman (251) has hit more long balls while representing Washington D.C. Roy Sievers is third with 180.

"Hondo" came to D.C. on Dec. 4, 1964 via a seven-player trade with the Dodgers that also netted Ken McMullen, Phil Ortega, Dick Nen and Pete Richert in exchange for John Kennedy, Claude Osteen and \$100,000.

A love affair between player and town began almost immediately, as teammates, media and fans alike marveled at Howard's tape-measure home runs, many of which taunted cavernous D.C. Stadium's dimensions.

Howard's 172 homer runs from 1967-70 were the most in MLB in that span, as Hall-of-Famers Harmon Killebrew and Willie McCovey tied for second with just 151.

Howard eventually represented the Senators in four Mid-Summer Classics and led the American League in home runs twice (44 in both 1968 and '70). "The Capital Punisher" also paced the AL in RBI (126) and walks (132) in 1970.



Frank Howard



THE TRADITION OF OPENING DAY IN WASHINGTON, D.C.

Each Major League Club has its own unique celebration to mark the opening of the Major League Baseball season, but Opening Day in the nation's capital, Washington, D.C., was always a special and sometimes historic event. Washington, D.C.'s Opening Day tradition dates to April 14, 1910. William Howard Taft, the 27th President of the United States, attended the home opener of the Washington Senators against the Philadelphia Athletics. Numerous other government officials, including Vice President James Sherman, joined President Taft at the ballpark.

An overflow crowd of 12,000 fans—the largest baseball crowd in Washington at that time—gave President Taft a standing ovation as he made his way to his seats on the first-base side. Team president Thomas C. Noyes then took the two managers—Washington's Jimmy McAleer and Philadelphia's legendary Connie Mack—to meet the President.

Just prior to the start of the game, umpire Billy Evans walked over to President Taft's box and presented him with a new baseball. Evans instructed President Taft that he was to throw the ball from his seat in the stands to Senators pitcher Walter Johnson, who was standing at home plate, to officially commence the start of the American League championship season. After giving the ball briefly to First Lady Helen Taft, the President adjusted his gloves and made a good throw to Johnson, who immediately gave the ball to catcher Charles Street to have it secured in a safe place.

President Taft watched the entire game, a 3-0 Washington victory in which Johnson hurled a one-hit, complete-game shutout. After the game, Johnson sent the historic ball to the White House accompanied by a note to President Taft asking for his autograph on the ball. President Taft returned the ball after penning the following on it:

"For Walter Johnson, with the hope that he may continue to be as formidable as in yesterday's game. William H. Taft."

Although President Taft was the first to throw out a ceremonial first pitch, it was not the first time a President of the United States attended a Major League Baseball game. Benjamin Harrison, the 23rd U.S. President, is believed to be the first sitting President to attend a Major League game when he witnessed a NL game between Cincinnati and Washington in June 1892. That wasn't even the first interaction with a professional baseball team as nine years earlier President Chester A. Arthur welcomed the Cleveland franchise of the National League to the White House.

Having the President throw out the ceremonial first pitch at Washington's home opener was such an enormous success—not only in the nation's capital but around the country—that it led to the American League granting Washington permission to open the American League championship season one day before the rest of the League. This action was approved on December 13, 1927, in recognition of the U.S. President throwing out the ceremonial first pitch.

Including President Taft's precedent-setting throw in 1910, 12 different Presidents attended a home opener of the Washington Senators a total of 46 times. The Senators posted a 23-23 mark in home openers with a President present.

President Taft (2-0) and Woodrow Wilson (3-0), the 28th U.S. President, were the only two to never see the Senators lose. The only U.S. Presidents never to see Washington win a home opener were Lyndon Johnson (0-3), Richard Nixon (0-2) and Barack Obama (0-1). Following is the breakdown of Washington's record on Opening Day, listed by President:

PRESIDENT OF THE UNITED STATES	WASHINGTON'S RECORD ON OPENING DAY
Woodrow Wilson (D)	3-0 (1,000)
William Howard Taft (R)	2-0 (1,000)
George W. Bush (R)	2-0 (1,000)
Calvin Coolidge (R)	3-1 (750)
Warren Harding (R)	2-1 (667)
Dwight Eisenhower (R)	4-3 (571)
Franklin Roosevelt (D)	4-4 (500)
Harry Truman (D)	3-4 (429)
John F. Kennedy (D)	1-2 (333)
Herbert Hoover (R)	1-3 (250)
Barack Obama (D)	0-1 (1,000)
Richard Nixon (R)	0-2 (1,000)
Lyndon Johnson (D)	0-3 (1,000)
TOTAL	25-24 (.510) Democrats 11-14 (.440), Republicans 14-10 (.583)

Prior to the Senators move to Texas in 1972, each President since Taft was in attendance for a Washington Senators home opener at least once. Several Presidents had to miss on occasion, including President Taft in 1912 because of the sinking of the Titanic and President Wilson in 1918 and 1919 because of World War I.

Since 1972, the tradition of Presidents and Opening Day has continued in other Major League cities. The only President to never throw out a ceremonial first pitch at an Opening Day game was Jimmy Carter. President George W. Bush threw out the ceremonial first pitch at RFK Stadium on April 14, 2005 to usher the return of baseball to the nation's capital, then again to open Nationals Park on March 30, 2008. President Barack Obama continued the tradition on April 5, 2010, throwing out the first pitch prior to the Nationals' season opener vs. PHI.



HISTORY AND RECORDS

FRANCHISE OPENING DAY NOTES

FRANCHISE OPENING DAY HISTORY

The 2018 season - the Nationals' 14th in the nation's capital - begins on March 29 when they face the Cincinnati Reds at Great American Ball Park...The Nationals are 6-7 on Opening Day, including 3-4 at home and 3-3 on the road...Washington opened 2017 with a 4-2 win over the Miami Marlins at home.

- Washington is 6-7 in season openers...The Nationals/Expos record on Opening Day is 24-25 (.490), including an all-time mark of 6-7 in just 13 season openers at home and 18-18 in road openers...The Expos went 18-18 (.500) on Opening Day (15-15 in road openers; 3-3 in Quebec and 3-3 when playing host on Opening Day).
- Opening Day 2018 will mark the first time the Nationals (2005-pres.) have faced the Reds on Opening Day...Opening Day 2018 will mark just the second time the Nationals have faced an opponent outside of the National League East on Opening Day...The Nationals topped the Chicago Cubs, 2-1, at Wrigley Field, to kick off the 2012 season...The Expos went 0-5 against the Reds on Opening Day.
- The Washington Nationals opened Nationals Park and earned their first Opening Day victory on March 30, 2008, with a 3-2 win over ATL on ESPN's Sunday Night Baseball...Ryan Zimmerman led the Nationals to victory with a walk-off solo homer in the bottom of the ninth inning, snapping a streak of four consecutive losses in season openers for the Nationals/Expos...Opening Day in Washington, D.C. has long been a baseball tradition, as from 1952-71, the Senators annually opened the American League schedule by hosting a game.

OPENING DAY STARTING NODS

Twenty-four different pitchers have toed the rubber in a starting role for the Nationals/Expos on Opening Day in 48 seasons since 1969...Only nine made more than one Opening Day start for this franchise...Four have made more than one for the Nationals since 2005.

PITCHER	OPENING DAY STARTS (MON/WSH)	PITCHER	OPENING DAY STARTS (2005-PRES.)
Steve Rogers.....	9 (1976-83, 1985)	Stephen Strasburg.....	4 (2012-14, 2017)
Dennis Martinez.....	6 (1988-93)	Livan Hernandez.....	3 (2005-06, 2011)
Livan Hernandez.....	4 (2004-06, 2011)	Max Scherzer.....	2 (2015-16)
Stephen Strasburg.....	4 (2012-14, 2017)	John Lannan.....	2 (2009-10)
Jeff Fassero.....	3 (1994-96)		
Dustin Hermanson.....	2 (1999-00)		
John Lannan.....	2 (2009-10)		
Max Scherzer.....	2 (2015-16)		
Javier Vazquez.....	2 (2001-02)		

- 15 pitchers have made one Opening Day start for the Nationals/Expos franchise: LHP Odalis Perez (2008), RHP John Patterson (2007), RHP Tony Armas Jr. (2003), LHP Carlos Perez (1998), RHP Jim Bullinger (1997), RHP Floyd Youmans (1987), RHP Bryn Smith (1986), RHP Charlie Lea (1984), LHP Dave McNally (1975), RHP Steve Renko (1974), RHP Mike Torrez (1973), RHP Bill Stoneman (1972), RHP Carl Morton (1971), RHP Joe Sparma (1970), RHP Jim Grant (1969).

FRANCHISE OPENING DAY STARTING LINEUPS (MONTREAL EXPOS 1969-2004, WASHINGTON NATIONALS 2005-PRESENT)

APRIL 6, 1969 at NYM

MONTREAL	11
NYM	10
Attendance	44,541
Maury Wills.....	SS
Gary Sutherland.....	2B
Rusty Staub.....	RF
Mack Jones.....	LF
Bob Bailey.....	1B
John Bateman.....	C
Coco Laboy.....	3B
Don Hahn.....	CF
Jim Grant.....	RHP

APRIL 6, 1970 at CIN

MONTREAL	1
CIN	5
Attendance	30,124
Gary Sutherland.....	2B
Rusty Staub.....	RF
Ron Fairly.....	1B
Bob Bailey.....	LF
Coco Laboy.....	3B
Adolfo Phillips.....	CF
John Boccabella.....	C
Bobby Wine.....	SS
Joe Sparma.....	RHP

APRIL 6, 1971 at NYM

MONTREAL	2
NYM	4
Attendance	26,062
Boots Day.....	CF
Ron Hunt.....	2B
Rusty Staub.....	RF
Bob Bailey.....	3B
Ron Fairly.....	1B
Mack Jones.....	LF
John Bateman.....	C
Bobby Wine.....	SS
Carl Morton.....	RHP

APRIL 15, 1972 at STL

MONTREAL	3
STL	2
Attendance	7,808
Ron Hunt.....	2B
Bob Bailey.....	3B
Mike Jorgensen.....	1B
Ron Fairly.....	RF
Ken Singleton.....	LF
Boots Day.....	CF
Terry Humphrey.....	C
Tim Foli.....	SS
Bill Stoneman.....	RHP

APRIL 6, 1973 at CHI

MONTREAL	2
CHI	3
Attendance	40,273
Ron Hunt.....	2B
Tim Foli.....	SS
Mike Jorgensen.....	1B
Ron Fairly.....	LF
Ken Singleton.....	RF
Bob Bailey.....	3B
Jorge Roque.....	CF
John Boccabella.....	C
Mike Torrez.....	RHP

APRIL 10, 1974 at PIT

MONTREAL	12
PIT	8
Attendance	40,434 (13 mm.)
Ron Hunt.....	2B
Willie Davis.....	CF
Bob Bailey.....	LF
Hal Breeden.....	1B
Ken Singleton.....	RF
Jim Cox.....	2B
Barry Foote.....	C
Tim Foli.....	SS
Steve Renko.....	RHP

APRIL 7, 1975 at STL

MONTREAL	8
STL	4
Attendance	31,769
Tony Scott.....	LF
Tim Foli.....	SS
Pepe Manguual.....	CF
Mike Jorgensen.....	1B
Barry Foote.....	C
Gary Carter.....	RF
Pete Mackanin.....	2B
Larry Parrish.....	3B
Dave McNally.....	LHP

APRIL 9, 1976 at NYM

MONTREAL	2
NYM	3
Attendance	15,963
Pepe Manguual.....	CF
Larry Blittner.....	LF
Mike Jorgensen.....	1B
Larry Parrish.....	3B
Barry Foote.....	C
Gary Carter.....	RF
Pete Mackanin.....	2B
Tim Foli.....	SS
Steve Rogers.....	RHP

APRIL 9, 1977 at PHI

MONTREAL	4
PHI	3
Attendance	43,367
Dave Cash.....	2B
Tim Foli.....	SS
Ellis Valentine.....	RF
Tony Perez.....	1B
Larry Parrish.....	3B
Gary Carter.....	C
Andre Dawson.....	CF
Warren Cromartie.....	LF
Steve Rogers.....	RHP

APRIL 7, 1978 at NYM

MONTREAL	1
NYM	3
Attendance	11,736
Ellis Valentine.....	RF
Dave Cash.....	2B
Andre Dawson.....	CF
Gary Carter.....	C
Tony Perez.....	1B
Warren Cromartie.....	LF
Larry Parrish.....	3B
Chris Speier.....	SS
Steve Rogers.....	RHP

APRIL 6, 1979 at PIT

MONTREAL	3
PIT	2
Attendance	36,141 (10 mm.)
Andre Dawson.....	CF
Rodney Scott.....	2B
Warren Cromartie.....	LF
Ellis Valentine.....	RF
Tony Perez.....	1B
Gary Carter.....	C
Larry Parrish.....	3B
Chris Speier.....	SS
Steve Rogers.....	RHP

APRIL 11, 1980 at PHI

MONTREAL	3
PHI	6
Attendance	48,460
Ron LeFlore.....	LF
Rodney Scott.....	2B
Andre Dawson.....	CF
Ellis Valentine.....	RF
Larry Parrish.....	3B
Gary Carter.....	C
Warren Cromartie.....	LF
Chris Speier.....	SS
Steve Rogers.....	RHP



HISTORY AND RECORDS

FRANCHISE OPENING DAY STARTING LINEUPS (MONTREAL EXPOS 1969-2004, WASHINGTON NATIONALS 2005-PRESENT)

April 6, 2009 at FLA	
WASHINGTON	6
FLA	12
Attendance — 34,323	
Lastings Milledge.....CF	
Cristian Guzman.....SS	
Ryan Zimmerman.....3B	
Adam Dunn.....LF	
Nick Johnson.....1B	
Austin Kearns.....RF	
Ronnie Belliard.....2B	
Jesus Flores.....C	
John Lannan.....LHP	

April 5, 2010 vs. PHI	
PHI	11
WASHINGTON	1
Attendance — 41,290	
Nyer Morgan.....CF	
Willie Harris.....RF	
Ryan Zimmerman.....3B	
Adam Dunn.....1B	
Josh Willingham.....LF	
Adam Kennedy.....2B	
Ivan Rodriguez.....C	
John Lannan.....LHP	

March 31, 2011 vs. ATL	
ATL	2
WASHINGTON	0
Attendance — 39,055	
Ian Desmond.....SS	
Jayson Werth.....RF	
Ryan Zimmerman.....3B	
Adam LaRoche.....1B	
Michael Morse.....LF	
Rick Ankiel.....CF	
Danny Espinosa.....2B	
Ivan Rodriguez.....C	
Livan Hernandez.....RHP	

April 5, 2012 at CHI	
WASHINGTON	2
CHI	1
Attendance — 41,176	
Ian Desmond.....SS	
Danny Espinosa.....2B	
Ryan Zimmerman.....3B	
Adam LaRoche.....1B	
Jayson Werth.....RF	
Mark DeRosa.....LF	
Roger Bernadina.....CF	
Wilson Ramos.....C	
Stephen Strasburg.....RHP	

April 1, 2013 vs. MIA	
MIA	0
WASHINGTON	2
Attendance — 45,274	
Denard Span.....CF	
Jayson Werth.....RF	
Bryce Harper.....LF	
Ryan Zimmerman.....3B	
Adam LaRoche.....1B	
Ian Desmond.....SS	
Danny Espinosa.....2B	
Wilson Ramos.....C	
Stephen Strasburg.....RHP	

March 31, 2014 at NYM	
WASHINGTON	9
NYM	7
Attendance — 42,442	
Denard Span.....CF	
Ryan Zimmerman.....3B	
Jayson Werth.....RF	
Wilson Ramos.....C	
Bryce Harper.....LF	
Ian Desmond.....SS	
Adam LaRoche.....1B	
Anthony Rendon.....2B	
Stephen Strasburg.....RHP	

April 6, 2015 vs. NYM	
NYM	3
WASHINGTON	1
Attendance — 42,295	
Michael A. Taylor.....CF	
Yunel Escobar.....3B	
Bryce Harper.....RF	
Ryan Zimmerman.....1B	
Wilson Ramos.....C	
Ian Desmond.....SS	
Dan Uggla.....2B	
Tyler Moore.....LF	
Max Scherzer.....RHP	

April 4, 2016 at ATL	
WASHINGTON	4
ATL	3
Attendance — 48,282	
Ben Revere.....CF	
Anthony Rendon.....3B	
Bryce Harper.....RF	
Ryan Zimmerman.....1B	
Daniel Murphy.....2B	
Jayson Werth.....LF	
Wilson Ramos.....C	
Danny Espinosa.....SS	
Max Scherzer.....RHP	

April 3, 2017 vs. MIA	
MIA	2
WASHINGTON	4
Attendance — 42,774	
Trea Turner.....SS	
Adam Eaton.....CF	
Bryce Harper.....RF	
Daniel Murphy.....2B	
Ryan Zimmerman.....1B	
Jayson Werth.....LF	
Stephen Drew.....3B	
Matt Wieters.....C	
Stephen Strasburg.....RHP	



OPENING DAY HISTORY — BASEBALL IN WASHINGTON, D.C. (1901-PRESENT)

BASEBALL IN D.C. — OPENING DAY

When a Washington-based team has kicked off the season by celebrating Opening Day in the District (as opposed to marking Opening Day on the road), 13 U.S. Presidents have thrown the season's ceremonial first pitch at either a Nationals or Senators game since 1910...The 13 Commander in Chiefs to open the season with a ceremonial first pitch: William H. Taft (1910-11), Woodrow Wilson (1912, '14), Warren Harding (1921-22), Calvin Coolidge (1924, '27-28), Herbert Hoover (1929-32), Franklin D. Roosevelt (1933, '35-41), Harry S. Truman (1946, '48-50, '52), Dwight Eisenhower (1953-58, '60), John F. Kennedy (1961-63), Lyndon Johnson (1964-65, '67), Richard Nixon (1969), George W. Bush (2008), and Barack Obama (2010). For more on the POTUS and the Nationals, visit page 146 of the Media Guide.

(NOTE: ALL OPPONENTS LISTED IN AL FROM 1901-1971)

YEAR	DATE/SITE/OPPONENT	RESULT	WP	LP	ATT.	FIRST PITCH U.S. PRESIDENT
1901	April 26 at PHI	W5-1	CARRICK	Fraser	10,000	—
1902	April 23 vs. BOS	W7-3	ORTH	Dineen	6,253	—
1903	April 22 vs. NYY	W3-1	CHESBRO	Orth	10,000	—
1904	April 14 vs. PHI	L3-8	Plank	WILSON	6,000	—
1905	April 14 vs. NYY	L2-4	Chesbro	PATTEN	9,161	—
1906	April 14 vs. PHI	L3-4	Bender	HUGHES	12,962	—
1907	April 11 vs. NYY	L2-3	Orth	HUGHES	12,902	—
1908	April 14 at BOS	L1-3	YOUNG	Smith	18,752	—
1909	April 12 vs. NYY	W4-1	SMITH	Newton	12,078	—
DECADE OPENING DAY RECORD: 4-5						
1910	April 14 vs. PHI	W3-0	JOHNSON	Plank	12,226	Taft
1911	April 12 vs. BOS	W8-5	WALKER	Wood	16,000	Taft
1912	April 11 at PHI	L2-4	Coombs	JOHNSON	15,000	—
1913	April 10 vs. NYY	W2-1	JOHNSON	McConnell	20,000	Wilson
1914	April 14 at BOS	W3-0	JOHNSON	Collins	20,000	—
1915	April 14 vs. NYY	W7-0	JOHNSON	Warhop	15,557	Wilson
1916	April 12 at NYY	W3-2	JOHNSON	Caldwell	20,000	—
1917	April 11 at PHI	W3-0	WJOHNSON	R.Johnson	8,000	—
1918	April 15 vs. NYY	L3-6	Mogridge	JOHNSON	15,000	—
1919	April 23 vs. PHI	W1-0	JOHNSON	Perry	14,000	—
DECADE OPENING DAY RECORD: 8-2						
1920	April 15 at BOS	L6-7	Russell	JOHNSON	7,000	—
1921	April 13 vs. BOS	L3-6	Jones	JOHNSON	18,212	Harding
1922	April 12 vs. NYY	W6-5	MOGRIDGE	Jones	27,000	Harding
1923	April 18 at PHI	L1-3	Harriss	JOHNSON	20,000	—
1924	April 15 vs. PHI	W4-0	JOHNSON	Harriss	25,000	Coolidge
1925	April 14 at NYY	L1-5	Shocker	MOGRIDGE	50,000	—
1926	April 13 vs. PHI	W1-0	JOHNSON	Rommel	25,000	VP Dawes
1927	April 12 vs. BOS	W6-2	COVELESKI	Harriss	30,000	Coolidge
1928	April 10 vs. BOS	L5-7	MacFayden	GASTON	25,000	Coolidge
1929	April 17 vs. PHI	L4-13	Rommel	JONES	25,000	Hoover
DECADE OPENING DAY RECORD: 4-6						
1930	April 14 vs. BOS	L3-4	Smith	BRAXTON	20,000	Hoover
1931	April 14 vs. PHI	L3-5	Grove	CROWDER	32,000	Hoover
1932	April 11 vs. BOS	W1-0	CROWDER	MacFayden	18,000	Hoover
1933	April 12 vs. PHI	W4-1	CROWDER	Freitas	24,000	Roosevelt
1934	April 17 at BOS	W6-5	CROWDER	Johnson	33,336	—
1935	April 17 vs. PHI	W4-2	WHITEHILL	Cain	20,000	Roosevelt
1936	April 14 vs. NYY	W1-0	NEWSOM	Gomez	31,000	Roosevelt
1937	April 19 vs. PHI	L3-4	Williams	CASCARELLA	33,000	Roosevelt
1938	April 18 vs. PHI	W12-8	FERRELL	Williams	29,000	Roosevelt
1939	April 20 at PHI	L0-2	Caster	DESHONG	7,000	—
DECADE OPENING DAY RECORD: 6-4						
1940	April 16 vs. BOS	L0-1	Grove	LEONARD	31,000	Roosevelt
1941	April 14 vs. NYY	L0-3	Russo	LEONARD	32,000	Roosevelt
1942	April 14 vs. NYY	L0-7	Ruffing	HUDSON	31,000	VP Wallace
1943	April 20 vs. PHI	W7-5	CARRASQUEL	Christopher	25,093	—
1944	April 18 vs. PHI	L2-3	Berry	CANDINI	27,000	VP Wallace
1945	April 17 at PHI	W14-8	LEONARD	Newsom	7,846	—
1946	April 16 vs. BOS	L3-6	Hughson	WOLFF	30,372	Truman
1947	April 15 at BOS	L6-7	Dorish	WYNN	30,822	—
1948	April 19 vs. NYY	L4-12	Reynolds	WYNN	31,728	Truman
1949	April 18 vs. PHI	W3-2	SCARBOROUGH	Fowler	26,000	Truman

DECADE OPENING DAY RECORD: 3-7
HALF CENTURY OPENING-DAY RECORD: 25-24



HISTORY AND RECORDS

[NOTE: ALL OPPONENTS LISTED IN AMERICAN LEAGUE]

YEAR	DATE/SITE/OPPONENT	RESULT	WP	LP	ATT.	FIRST PITCH U.S. PRESIDENT
1950	April 18 vs. PHI	W8-7	SCARBOROUGH	Scheib	29,320	Truman
1951	April 17 at PHI	W6-1	MARRERO	Schantz	8,285	—
1952	April 15 vs. BOS	L0-3	Parnell	PORTERFIELD	25,869	Truman
1953	April 16 vs. NYY	L3-6	Sain	PORTERFIELD	25,112	Eisenhower
1954	April 13 vs. NYY	W5-3	DIXON	Reynolds	27,160	Eisenhower
1955	April 11 vs. BAL	W12-5	PORTERFIELD	Kretlow	26,634	Eisenhower
1956	April 17 vs. NYY	L4-10	Larsen	PASCUAL	27,837	Eisenhower
1957	April 15 vs. BAL	L6-7	Loes	PASCUAL	23,872	Eisenhower
1958	April 14 vs. BOS	W5-2	RAMOS	Sullivan	26,675	Eisenhower
1959	April 9 vs. BAL	W9-2	RAMOS	Harshman	26,850	VP Nixon

DECADE OPENING DAY RECORD: 6-4

1960	April 18 vs. BOS	W10-1	PASCUAL	Sturdivant	28,327	Eisenhower
1961	April 10 vs. CWS	L3-4	Baumann	DONOVAN	26,725	Kennedy
1962	April 9 vs. DET	W4-1	DANIELS	Mossi	44,383	Kennedy
1963	April 8 vs. BAL	L1-3	Barber	RUDOLPH	43,022	Kennedy
1964	April 13 vs. LAA	L0-4	McBride	OSTEEN	40,145	Johnson
1965	April 12 vs. BOS	L2-7	Monbouquette	ORTEGA	43,554	Johnson
1966	April 11 vs. CLE	L2-5	McDowell	RICHART	44,468	VP Humphrey
1967	April 10 vs. NYY	L0-8	Stottlemyre	RICHART	44,382	Johnson
1968	April 10 vs. MIN	L0-2	Chance	PASCUAL	32,063	VP Humphrey
1969	April 7 vs. NYY	L4-8	Stottlemyre	PASCUAL	45,113	Nixon

DECADE OPENING DAY RECORD: 2-8

1970	April 6 vs. DET	L0-5	Lolich	BOSMAN	45,015	—
1971	April 5 vs. OAK	W8-0	BOSMAN	Blue	45,061	—

DECADE OPENING DAY RECORD: 1-1

1972-2004	*** NO MAJOR LEAGUE BASEBALL TEAM IN WASHINGTON, D.C. ***					
2005	April 4 at PHI	L4-8	Lieber	HERNANDEZ	44,080	—
2006	April 3 at NYM	L2-3	Glavine	HERNANDEZ	54,371	—
2007	April 2 vs. FLA	L2-9	Willis	PATTERSON	40,389	—
2008	March 30 vs. ATL	W3-2	RAUCH	Moylan	39,389	Bush
2009	April 6 at FLA	L6-12	Nolasco	LANNAN	34,323	—

DECADE OPENING DAY RECORD: 1-4

2010	April 5 vs. PHI	L1-11	Halladay	Lannan	41,290	Obama
2011	March 31 vs. ATL	L0-2	Lowe	HERNANDEZ	39,055	—
2012	April 5 at CHI	W2-1	CLIPPARD	Marmol	41,176	—
2013	April 1 vs. MIA	W2-0	STRASBURG	Nolasco	45,274	—
2014	March 31 at NYM	W9-7	BARRETT	Familia	42,442	—
2015	April 6 vs. NYM	L1-3	Colon	SCHERZER	42,295	—
2016	April 4 at ATL	W4-3	TREINEN	O'Flaherty	48,282	—
2017	April 3 vs. MIA	W4-2	STRASBURG	Phelps	42,744	—

DECADE OPENING DAY RECORD: 5-3**BASEBALL IN WASHINGTON, D.C. OPENING-DAY RECORD: 40-44 (.476)**

WASHINGTON, D.C. HOME OPENERS DAY WHEN SEASON BEGAN ON THE ROAD (1901-PRESENT)

[NOTE: ALL OPPONENTS LISTED IN AL FROM 1901-1971]

YEAR	DATE/SITE/OPPONENT	RESULT	WP	LP	ATT.	FIRST PITCH U.S. PRESIDENT
1901	April 29 vs. BAL	W5-2	CARRICK	McGinnity	10,000	—
1908	April 22 vs. BOS	L3-5	Winter	SMITH	10,000	—
1912	April 19 vs. PHI	W6-0	JOHNSON	Brown	9,000	VP Sherman
1914	April 23 vs. BOS	L0-5	R.Johnson	W.JOHNSON	18,000	—
1916	April 20 vs. NYY	W12-4	JOHNSON	Keating	12,000	Wilson
1917	April 20 vs. PHI	L4-6	Johnson	GALLIA	7,000	VP Marshall
1920	April 22 vs. BOS	W8-5	ERICKSON	Karr	16,000	VP Marshall
1923	April 26 vs. PHI	W2-1	ZACHARY	Harris	22,000	Harding
1925	April 22 vs. NYY	W10-1	JOHNSON	Shocker	35,000	Coolidge
1934	April 24 vs. BOS	L0-5	Welch	RUSSELL	25,000	Roosevelt
1939	April 21 vs. NYY	L3-6	Gomez	KRAKAUSKAS	32,000	VP Garner
1945	April 20 vs. NYY	L3-6	Bevens	HAEFNER	24,494	—
1947	April 18 vs. NYY	L0-7	Reynolds	NEWSOM	28,579	*Truman
1951	April 20 vs. NYY	W5-3	CONSUEGRA	Byrne	27,331	Truman
2005	April 14 vs. ARI	W5-3	HERNANDEZ	Vazquez	43,861	George W. Bush
2006	April 11 vs. NYM	L1-7	Bannister	ORTIZ	40,530	VP Cheney
2009	April 13 vs. PHI	L8-9	Moyer	RIVERA	40,386	—
2012	April 12 vs. CIN	W3-2	STAMMEN	Simon	40,907	—
2014	April 4 vs. ATL	L1-2	Avilan	CLIPPARD	42,834	—
2016	April 7 vs. MIA	L4-6	Phelps	ROARK	41,650	—

BASEBALL IN WASHINGTON, D.C. RECORD IN HOME OPENERS WHEN SEASON BEGAN ON ROAD: 9-11 (.450)

*Truman threw one ball right-handed and one left-handed.

WASHINGTON SENATORS YEAR-BY-YEAR

YEAR	WINS	LOSSES	PCT.	DIVISION FINISH	GB/GA	ATTENDANCE	MANAGER(S)
1901.....	61	72	.459	6	-20.5	161,661	Jim Manning
1902.....	61	75	.449	6	-22.0	188,158	Tom Loftus
1903.....	43	94	.314	8	-47.5	128,878	Tom Loftus
1904.....	38	113	.251	8	-55.5	131,744	Malachi Kittridge Patsy Donovan
1905.....	64	87	.421	7	-37.5	252,027	Jake Stahl
1906.....	55	95	.367	7	-43.5	129,903	Jake Stahl
1907.....	49	102	.325	8	-22.5	221,929	Joe Cantillon
1908.....	67	85	.441	7	-56.0	264,252	Joe Cantillon
1909.....	42	110	.276	8	-36.5	205,199	Joe Cantillon
1910.....	66	85	.437	7	-38.5	254,591	Jimmy McAleer
1911.....	64	90	.416	7	-14.0	244,884	Jimmy McAleer
1912.....	91	61	.599	2	-6.5	350,663	Clark Griffith
1913.....	90	64	.584	2	-19.0	325,831	Clark Griffith
1914.....	81	73	.526	3	-17.0	243,888	Clark Griffith
1915.....	85	68	.556	4	-14.5	167,332	Clark Griffith
1916.....	76	77	.497	7	-25.5	177,265	Clark Griffith
1917.....	74	79	.484	5	-4.0	89,682	Clark Griffith
1918.....	72	56	.563	3	-32.0	182,122	Clark Griffith
1919.....	56	84	.400	7	-29.0	234,096	Clark Griffith
1920.....	68	84	.447	6	-18.0	359,260	Clark Griffith
1921.....	80	73	.523	4	-25.0	456,069	George McBride
1922.....	69	85	.448	6	-23.5	458,552	Clyde Milan
1923.....	75	78	.490	4	+2.0	357,406	Donie Bush
1924.....	92	62	.597	1	+8.5	584,310	Bucky Harris
1925.....	96	55	.636	1	-8.0	817,199	Bucky Harris
1926.....	81	69	.540	4	-25.0	551,580	Bucky Harris
1927.....	85	69	.552	3	-26.0	528,976	Bucky Harris
1928.....	75	79	.487	4	-8.0	378,501	Bucky Harris
1929.....	71	81	.467	5	-8.0	355,506	Walter Johnson
1930.....	94	60	.610	2	-16.0	614,474	Walter Johnson
1931.....	92	62	.597	3	-14.0	492,657	Walter Johnson
1932.....	93	61	.604	3	+7.0	371,396	Walter Johnson
1933.....	99	53	.651	1	-34.0	437,533	Joe Cronin
1934.....	66	86	.434	7	-27.0	330,074	Joe Cronin
1935.....	67	86	.438	6	-20.0	255,011	Bucky Harris
1936.....	82	71	.536	4	-28.5	379,799	Bucky Harris
1937.....	73	80	.477	6	-23.5	397,799	Bucky Harris
1938.....	75	76	.497	5	-41.5	522,694	Bucky Harris
1939.....	65	87	.428	6	-26.0	339,257	Bucky Harris
1940.....	64	90	.416	7	-31.0	381,241	Bucky Harris
1941.....	70	84	.455	7	-39.5	415,663	Bucky Harris
1942.....	62	89	.357	7	-13.5	403,493	Bucky Harris
1943.....	84	69	.549	2	-23.5	574,694	Ossie Bluege
1944.....	64	90	.416	8	-1.5	525,235	Ossie Bluege
1945.....	87	67	.566	2	-28.0	652,660	Ossie Bluege
1946.....	76	78	.494	4	-33.0	1,027,216	Ossie Bluege
1947.....	64	90	.416	7	-40.0	850,758	Ossie Bluege
1948.....	56	97	.366	7	-7.0	795,254	Joe Kuhel
1949.....	50	104	.325	8	-31.0	770,745	Joe Kuhel
1950.....	67	87	.435	5	-36.0	699,697	Bucky Harris
1951.....	62	92	.403	7	-17.0	695,167	Bucky Harris
1952.....	78	76	.506	5	-23.5	699,457	Bucky Harris
1953.....	76	76	.500	5	-45.0	595,594	Bucky Harris
1954.....	66	88	.429	6	-43.0	503,542	Bucky Harris
1955.....	53	101	.344	8	-38.0	425,238	Chuck Dressen
1956.....	59	95	.383	7	-43.0	431,647	Chuck Dressen
1957.....	55	99	.357	8	-31.0	457,079	Chuck Dressen
1958.....	61	93	.396	8	-31.0	475,288	Cookie Lavagetto
1959.....	63	91	.409	8	-24.0	615,372	Cookie Lavagetto
1960.....	73	81	.474	5	-47.5	743,404	Cookie Lavagetto
1961*.....	61	100	.379	10	-35.5	597,287	Mickey Vernon
1962*.....	60	101	.373	10	-48.5	729,775	Mickey Vernon
1963*.....	56	106	.346	10	-37.0	535,604	Mickey Vernon
					-32.0		Eddie Yost
					-25.5		Gil Hodges
1964*.....	62	100	.383	9	-15.5	600,106	Gil Hodges
1965*.....	70	92	.432	8	-37.5	560,083	Gil Hodges
1966*.....	71	88	.446	8	-25.5	576,260	Gil Hodges
1967*.....	75	85	.472	7	-15.5	770,868	Gil Hodges
1968*.....	66	96	.403	10	-37.5	546,661	Jim Lemon
1969*.....	86	76	.530	4E	-23.0	918,106	Ted Williams
1970*.....	70	92	.432	6E	-38.0	824,789	Ted Williams
1971*.....	63	96	.396	5E	-38.5	655,156	Ted Williams

* — Expansion Washington Senators, as the original Nationals/Senators franchise had moved to Minnesota for the 1961 season.



HISTORY AND RECORDS

SENATORS AL ALL-STARS

PLAYER (POSITION)	YEARS
Bob Allison (OF)	1959
Ossie Bluege (3B)	1935
Rocky Bridges (SS)	1958
Paul Casanova (C)	1967
George Case (OF)	1939, '43, '44
Ben Chapman (OF)	1936
Joe Cronin (SS)	1933, '34
Al Crowder (RHP)	1933
Dick Donovan (RHP)	1961
Jake Early (C)	1943
Rick Ferrell (C)	1937, '38, '44
Wes Ferrell (RHP)	1937
Chuck Hinton (OF)	1964
Frank Howard (OF)	1968-71
Sid Hudson (RHP)	1941, '42
Jackie Jensen (OF)	1952
Bob Johnson (OF)	1943
Harmon Killebrew (3B)	1959
Darold Knowles (LHP)	1969
Jim Lemon (OF)	1960
Don Leppert (C)	1963
Buddy Lewis (OF/3B)	1938, '47
Dutch Leonard (RHP)	1940, '43, '44
Heinie Manush (OF)	1934
Connie Marrero (RHP)	1951
Walter Masterson (RHP)	1947, '48
Cass Michaels (2B)	1950
Buddy Myer (2B)	1935, '37
Camilo Pascual (RHP)	1959, '60
Bob Porterfield (RHP)	1954
Pedro Ramos (RHP)	1959
Pete Richert (LHP)	1965, '66
Eddie Robinson (1B)	1949
Jack Russell (RHP)	1934
Roy Sievers (1B)	1956, '57, '59
Stan Spence (OF)	1942, '44, '46, '47
Dave Stenhouse (RHP)	1962
Dean Stone (LHP)	1954
Cecil Travis (3B)	1937, '40, '41
Mickey Vernon (1B)	1946, '48, '53, '54, '55
Early Wynn (RHP)	1947
Ed Yost (3B)	1952

NOTE: Joe Cronin managed the AL All-Star Team in 1934

SENATORS AL MOST VALUABLE PLAYER

YEAR	PLAYER	STATS
1913	Walter Johnson	36-7, 1.14 ERA, 243 SO
1924	Walter Johnson	23-7, 2.72 ERA, 158 SO
1925	Roger Peckinpough	.294—4—64, 13 SB

SENATORS AL ROOKIE OF THE YEAR

YEAR	PLAYER	STATS
1958	Albie Pearson	.275—3—33
1959	Bob Allison	.261—30—85

SENATORS RAWLINGS GOLD GLOVES

YEAR	PLAYER	POSITION
1960	Earl Battey	C

SENATORS 20-GAME WINNERS

YEAR	PITCHER	RECORD
1910	Walter Johnson	25-17
1911	Walter Johnson	25-13
1912	Walter Johnson	32-12
	Bob Groom	24-13
1913	Walter Johnson	*36-7
1914	Walter Johnson	*28-18
1915	Walter Johnson	*27-13
1916	Walter Johnson	*25-19
1917	Walter Johnson	23-16
1918	Walter Johnson	*23-13
1919	Walter Johnson	20-14
1924	Walter Johnson	*23-17
1925	Walter Johnson	20-7
	Stan Coveleski	20-5
1932	Al Crowder	*26-13
	Monte Weaver	22-10
1933	Al Crowder	*24-15
	Earl Whitehill	22-8
1939	Dutch Leonard	20-8
1945	Roger Wolff	20-10
1953	Bob Porterfield	*22-10

* — Led AL in wins

SENATORS BATTING CHAMPIONS

YEAR	PLAYER	BATTING AVERAGE
1902	Ed Delahanty	.376
1928	Goose Goslin	.379
1935	Buddy Myer	.349
1946	Mickey Vernon	.353
1953	Mickey Vernon	.337

SENATORS HOME RUN CHAMPIONS

YEAR	PLAYER	HOME RUNS
1957	Roy Sievers	42
1959	Harmon Killebrew	*42
1968	Frank Howard	44
1970	Frank Howard	44

* — Tied CLE's Rocky Colavito for AL lead

SENATORS RBI CHAMPIONS

YEAR	PLAYER	RBI
1924	Goose Goslin	129
1957	Roy Sievers	114
1970	Frank Howard	140

SENATORS STOLEN BASE CHAMPIONS

YEAR	PLAYER	STOLEN BASES
1906	John Anderson	*39
1912	Clyde Milan	88
1913	Clyde Milan	74
1920	Sam Rice	63
1937	Ben Chapman	**35
1939	George Case	51
1940	George Case	35
1941	George Case	33
1942	George Case	44
1943	George Case	61

* — Tied CLE's Elmer Flick ** — Played for both WAS and BOS, tied PHI's Bill Werber

WASHINGTON, D.C. AND THE WORLD SERIES

Washington, D.C. has hosted three World Series, with the original Washington (AL) Nationals claiming the 1924 World Championship. Washington needed seven games to top the favored New York Giants, a club that was appearing in its eighth World Series in 14 seasons and was managed by John McGraw. The Nationals won despite Walter Johnson losing each of his first two starts. However, Washington won, 4-3, in 12 innings as Johnson came out of the 'pen to earn the win in Game 7. The 1924 World Series remains the second of only five World Series to be decided in extra innings of the decisive seventh game.

The Washington (AL) Nationals would go on to play in two more Fall Classics, losing both. As defending World Champions in 1925, the Nationals won 92 games and claimed another AL Pennant, but lost to Pittsburgh in seven games. The Pirates topped the Nationals, 9-7, in Game 7 as Walter Johnson squandered a 4-0 lead after the first inning and eventually suffered the loss. The New York Giants provided payback for the 1924 Series by claiming the 1933 World Series over the AL Nationals in five games.

1924 WORLD SERIES — WASHINGTON TOPS NEW YORK GIANTS IN 7 GAMES

Game 1/Oct. 4, 1924/Griffith Stadium

	1	2	3	4	5	6	7	8	9	10	11	12	R	H	E
NEW YORK GIANTS	0	1	0	1	0	0	0	0	0	0	2		4	14	1
WASHINGTON (AL) NATIONALS	0	0	0	0	0	1	0	0	1	0	0	1	3	10	1

PITCHERS: NYG - Nehf; WSH - Johnson
 WP - Nehf LP - Johnson SAVE - none
 HOME RUNS: NYG - Kelly, Terry; WSH - none
 ATTENDANCE: 35,760

Game 2/Oct. 5, 1924/Griffith Stadium

	1	2	3	4	5	6	7	8	9	R	H	E
NEW YORK GIANTS	0	0	0	0	0	0	1	0	2	3	6	0
WASHINGTON (AL) NATIONALS	2	0	0	0	1	0	0	0	1	4	6	1

PITCHERS: NYG - Bentley; WSH - Zachary, Marberry (9)
 WP - Zachary LP - Bentley SAVE - none
 HOME RUNS: NYG - none; WSH - Goslin, Harris
 ATTENDANCE: 35,922

Game 3/Oct. 6, 1924/Polo Grounds

	1	2	3	4	5	6	7	8	9	R	H	E
WASHINGTON (AL) NATIONALS	0	0	0	2	0	0	0	1	1	4	9	2
NEW YORK GIANTS	0	2	1	1	0	1	0	1	X	6	12	0

PITCHERS: WSH - Marberry, Russell (4), Martina (7), Speece (8); NYG - McQuillan, Ryan (4), Jonnard (9), Watson (9)
 WP - McQuillan LP - Marberry SAVE - none
 HOME RUNS: WSH - none; NYG - Ryan
 ATTENDANCE: 47,608

Game 4/Oct. 7, 1924/Polo Grounds

	1	2	3	4	5	6	7	8	9	R	H	E
WASHINGTON (AL) NATIONALS	0	0	3	0	2	0	0	2	0	7	13	3
NEW YORK GIANTS	0	0	1	1	0	1	0	1	X	4	6	1

PITCHERS: WSH - Mogridge, Marberry (8); NYG - Barnes, Baldwin (6), Dean (8)
 WP - Mogridge LP - Barnes SAVE - none
 HOME RUNS: WSH - Goslin; NYG - none
 ATTENDANCE: 49,243

Game 5/Oct. 8, 1924/Polo Grounds

	1	2	3	4	5	6	7	8	9	R	H	E
WASHINGTON (AL) NATIONALS	0	0	0	1	0	0	0	1	0	2	9	1
NEW YORK GIANTS	0	0	1	0	2	0	0	3	X	6	13	0

PITCHERS: WSH - Johnson; NYG - Bentley, McQuillan (8)
 WP - Bentley LP - Johnson SAVE - none
 HOME RUNS: WSH - Goslin; NYG - Bentley
 ATTENDANCE: 49,211

Game 6/Oct. 9, 1924/Griffith Stadium

	1	2	3	4	5	6	7	8	9	R	H	E
NEW YORK GIANTS	1	0	0	0	0	0	0	0	0	1	7	1
WASHINGTON (AL) NATIONALS	0	0	0	0	2	0	0	0	X	2	4	0

PITCHERS: NYG - Nehf, Ryan (8); WSH - Zachary
 WP - Zachary LP - Nehf SAVE - none
 HOME RUNS: NYG - none; WSH - none
 ATTENDANCE: 34,254

Game 7/Oct. 10, 1924/Griffith Stadium

	1	2	3	4	5	6	7	8	9	10	11	12	R	H	E
NEW YORK GIANTS	0	0	0	0	0	3	0	0	0	0	0	0	3	8	3
WASHINGTON (AL) NATIONALS	0	0	0	1	0	0	0	2	0	0	0	1	4	10	4

PITCHERS: NYG - Barnes, Nehf (8), McQuillan (9), Bentley (11); WSH - Ogden, Mogridge (1), Marberry (6), Johnson (9)
 WP - Johnson LP - Bentley SAVE - none
 HOME RUNS: NYG - none; WSH - Harris
 ATTENDANCE: 31,667



HISTORY AND RECORDS

POSTSEASON HISTORY (AL NATIONALS)

1924

The **AL Nationals** claim their first of three AL pennants and lone World Championship. The AL Nationals finished the regular season with a 92-62 (.597) mark and a 2.0-game lead over the second-place Yankees (89-63). The AL Nationals won a memorable seven-game World Series over the heavily-favored New York Giants, who were competing in their eighth Fall Classic in 14 seasons. The series is best remembered for Game 7. The Giants led, 3-1, in the eighth, but Freddie Lindstrom's critical error on a routine grounder allowed the AL Nationals to send the game to extra innings. Washington won, 4-3, in 12 innings with Walter Johnson earning the win with 4.0 scoreless innings of relief. Earl McNeely's RBI double with one out in the 12th plated Muddy Reul, who had doubled earlier in the decisive inning that included a pair of Giants errors. While pitching in a starting role, Walter Johnson took the loss in both Games 1 and Game 5. Three of Washington's four wins in the Fall Classic were of the one-run variety. The 1924 World Series remains one of only five World Series to be decided in extra innings of the decisive seventh game.

1924 WORLD SERIES (Home team in **BOLD CAPS**)

GM1: Nyg 3, **WSH** 3; WP-Nehf, LP-Johnson, SV-None; ATT: 35,760
GM2: Nyg 3, **WSH** 4; WP-Zachary, LP-Bentley, SV-Marberry; ATT: 35,922
GM3: Wsh 4, **NYG** 6; WP-McQuillan, LP-Marberry, SV-Watson; ATT: 47,608
GM4: Wsh 7, **NYG** 4; WP-Mogridge, LP-Barnes, SV-Marberry; ATT: 49,243
GM5: Wsh 2, **NYG** 6; WP-Bentley, LP-Johnson, SV-McQuillan; ATT: 49,211
GM6: Nyg 1, **WSH** 2; WP-Zachary, LP-Nehf, SV-None; ATT: 34,254
GM7: Nyg 3, **WSH** 4; WP-Johnson, LP-Bentley, SV-None; ATT: 31,667

TEAM INFO

Manager: Bucky Harris
Final Record: 92-62 (.597)
Clinch Date: September 29
2nd Place: Yankees (2.0 GB)
Finish: World Champs (Giants, 7 games)

1925

As defending World Champions in 1925, the **AL Nationals** won 92 games and claimed another AL flag, but lost to Pittsburgh in a seven-game Fall Classic. The Pirates topped the Nationals, 9-7, in Game 7 as Walter Johnson and the AL Nationals squandered a 4-0 first-inning lead and eventually suffered the loss. In Game 3, Sam Rice made the most intriguing catch in World Series history. Rice was patrolling Griffith Stadium's right field for the AL Nationals when, in the eighth inning, he made a dynamic catch of a would-be Earl Smith game-tying homer. Rice toppled over the fence in doing so and disappeared from sight. When Rice reappeared and showed the ball, umpires ruled he had successfully made the catch. Following the game, Rice was coy about the catch and penned a letter that was opened only after his death in 1974. The letter simply said, "at no time did I lose possession of the ball."

1925 WORLD SERIES (Home team in **BOLD CAPS**)

GM1: Wsh 4, **PIT** 1; WP-Johnson, LP-Meadows, SV-None; ATT: 41,723
GM2: Wsh 2, **PIT** 3; WP-Aldridge, LP-Coveleski, SV-None; ATT: 43,364
GM3: Pit 3, **WSH** 4; WP-Ferguson, LP-Kremer, SV-Marberry; ATT: 36,495
GM4: Pit 0, **WSH** 4; WP-Johnson, LP-Yde, SV-None; ATT: 38,701
GM5: Pit 6, **WSH** 3; WP-Aldridge, LP-Coveleski, SV-None; ATT: 35,899
GM6: Wsh 2, **PIT** 3; WP-Kremer, LP-Ferguson, SV-None; ATT: 43,810
GM7: Wsh 7, **PIT** 9; WP-Kremer, LP-Johnson, SV-Oldham; ATT: 42,856

TEAM INFO

Manager: Bucky Harris
Final Record: 96-55 (.636)
Clinch Date: September 24
2nd Place: Athletics (8.5 GB)
Finish: American League Champs (Pirates, 7 games)

1933


The '33 **AL Nationals** earned a Postseason berth, going an MLB-best 99-53 (.651) and claiming the AL Championship by 7.0 games over the 91-win Yankees. Washington's pitching staff included a pair of 20-game winners: General Crowder (24 wins) and Earl Whitehill (22). However, the heavily-favored AL Nationals struggled offensively in the Fall Classic, plating two runs or less thrice and hitting a collective .214 with just two home runs in five games. Mel Ott's solo shot in the top of the 10th snapped a 3-3 tie as the Giants claimed both Game 5 and the World Championship.

1933 WORLD SERIES (Home team in **BOLD CAPS**)

GM1: Wsh 2, **NYG** 4; WP-Hubbell, LP-Stewart, SV-None; ATT: 46,672
GM2: Wsh 1, **NYG** 6; WP-Schumacher, LP-Crowder, SV-None; ATT: 35,461
GM3: Nyg 0, **WSH** 4; WP-Whitehill, LP-Fitzsimmons, SV-None; ATT: 25,727
GM4: Nyg 2, **WSH** 1; WP-Hubbell, LP-Weaver, SV-None; ATT: 26,762
GM5: Nyg 4, **WSH** 3; WP-Luque, LP-Russell, SV-None; ATT: 28,454

TEAM INFO

Manager: Joe Cronin
Final Record: 99-53 (.651)
Clinch Date: September 21
2nd Place: Yankees (7.0 GB)
Finish: American League Champs (Giants, 5 games)



Courtesy of the National Baseball Hall of Fame and Museum in Cooperstown, New York

POSTSEASON HISTORY (EXPOS / NATIONALS)

1981 In a season marred by a six-plus week labor stoppage, the **Montreal Expos** record a 30-23 (.566) mark in the season's second half to earn Montreal's lone Postseason berth in 36 National League seasons. The Expos finished 0.5-game ahead of the Cardinals in the second-half standings (Montreal played one extra game). Montreal matched up against the Phillies in the NLDS and won a decisive Game 5 as Steve Rogers tossed a six-hit shutout to outperform Steve Carlton for the second time in the series. The Expos' dreams of hosting the first World Series games outside of the United States were dashed, however, as Rick Monday hit a ninth-inning solo shot off Rogers to provide the Dodgers a 2-1 win in Game 5 of the NLCS. To this day, October 19 is still referred to as "Blue Monday" in Montreal.

1981 NLDS (Home team in BOLD CAPS)	TEAM INFO
GM1: Phi 1, MON 3; WP-Rogers, LP-Carlton, Save-Readon; ATT: 34,237	Manager: Dick Williams Final Record: 60-48 (.556) Clinch Date: October 3 2nd Place: Cardinals (0.5 GB) Finish: National League Championship Series (Dodgers, 5 games)
GM2: Phi 1, MON 3; WP-Gullickson, LP-Ruthven, Save-Readon; ATT: 45,896	
GM3: Mon 2, PHI 6; WP-Christenson, LP-Burris, Save-None; ATT: 36,835	
GM4: Mon 5, PHI 6; WP-McGraw, LP-Readon, Save-None; ATT: 38,818	
GM5: Mon 3, PHI 0; WP-Rogers, LP-Carlton, Save-None; ATT: 47,384	

1981 NLCS (Home team in BOLD CAPS)
GM1: Mon 1, LAD 5; WP-Hooten, LP-Gullickson, Save-None; ATT: 51,273
GM2: Mon 3, LAD 0; WP-Burris, LP-Valenzuela, Save-None; ATT: 53,463
GM3: Lad 1, MON 4; WP-Rogers, LP-Reuss, Save-None; ATT: 54,372
GM4: Lad 7, MON 1; WP-Hooten, LP-Gullickson, Save-None; ATT: 54,499
GM5: Lad 2, MON 1; WP-Valenzuela, LP-Rogers, Save-Welch; ATT: 36,491

2012 Eight years after landing in D.C., the **Washington Nationals** claimed their first Postseason berth by winning the NL East with a 98-64 record. En route to posting the 98 victories and the best winning percentage (.605) in MLB, the Nationals became the first baseball team representing the nation's capital to reach the Postseason since the AL Nationals won the American League pennant in 1933. In the NLDS, the Nationals squared off against the defending World Champion St. Louis Cardinals, who survived MLB's first one-game Wild Card playoff game at Turner Field thanks to a controversial infield fly ruling. Washington stole Game 1 behind rookie Tyler Moore's two-run pinch-hit single, which erased a 2-1 deficit with two outs in the eighth inning. The October-tested Cardinals rebounded in Games 2 and 3 with resounding victories. Game 4 rendered one of the great Postseason games in D.C. history when, with the game tied 1-1, Jayson Werth led off the bottom of the ninth with a game-ending homer that came on the 13th pitch of his epic at-bat. The collective euphoria following Werth's bolt evaporated just 24 hours later as the Nationals squandered 6-0 (after three innings) and 7-5 (after eight innings) leads before losing the decisive contest, 9-7.

2012 NLDS (Home team in BOLD CAPS)	TEAM INFO
GM1: Wsh 3, STL 2; WP-Matthews, LP-Boggs, Save-Storen; ATT: 47,078	Manager: Davey Johnson Final Record: 98-64 (.605) Clinch Date: October 1 2nd Place: Braves (4.0 GB) Finish: National League Division Series (Cardinals, 5 games)
GM2: Wsh 4, STL 12; WP-Lynn, LP-Zimmermann, Save-None; ATT: 45,840	
GM3: Stl 8, WSH 0; WP-Carpenter, LP-Jackson, Save-None; ATT: 45,017	
GM4: Stl 1, WSH 2; WP-Storen, LP-Lynn, Save-None; ATT: 44,392	
GM5: Stl 9, WSH 7; WP-Motte, LP-Storen, Save-None; ATT: 45,966	

2014 For the second time in three years, the **Washington Nationals** were crowned National League East Division champions, recording the best record in the National League at 96-66. The Nationals finished the season 17.0 games ahead of the second-place Braves and Mets. In the NLDS, Washington faced off against San Francisco, who survived a one-game Wild Card playoff, topping Pittsburgh in the Steel City. The Nationals dropped the first two games at home, including an 18-inning affair that would turn out to be the longest postseason game in MLB history. Brandon Belt's solo home run in the 18th gave the Giants the 2-1 lead for good. Washington won Game 3 thanks to a three-run seventh inning in which they plated two runs on a throwing error by Madison Bumgarner. In Game 4, the Giants scored the eventual go-ahead run in the seventh inning when Aaron Barrett's 2-1 pitch skipped away from Wilson Ramos, allowing Joe Panik to score. Bryce Harper clubbed three home runs in the series, giving him four career Postseason homers before the age of 22, joining Andrew Jones, Miguel Cabrera and Mickey Mantle as the only players in baseball history to do so.

2014 NLDS (Home team in BOLD CAPS)	TEAM INFO
GM1: Sfg 3, WSH 2; WP-Peavy, LP-Strasburg, Save-Casilla; ATT: 44,035	Manager: Matt Williams Final Record: 96-66 (.593) Clinch Date: September 16 2nd Place: Braves/Mets (16.0 GB) Finish: National League Division Series (Giants, 4 games)
GM2: Sfg 2, WSH 1; WP-Petit, LP-Roark, Save-Strickland; ATT: 44,035	
GM3: Wsh 4, SFG 1; WP-Fister, LP-Bumgarner, Save-None; ATT: 43,627	
GM4: Wsh 2, SFG 3; WP-Strickland, LP-Thornton, Save-Casilla; ATT: 43,464	

2016 In his first season at the helm, Dusty Baker led the **Washington Nationals** to their third National League East Division title in the last five years. The 2016 Nationals did so with a balanced attack and a steady approach, with an average of 15.8 wins per month and a 95-67 (.586) final regular-season record, the second-best mark in the National League (Chicago Cubs: 103-58, .640) and tied with the Texas Rangers for the second-best record in Major League Baseball. Washington faced off against the National League West Division champion Los Angeles Dodgers in the NLDS. Jose Lobaton's three-run home run in the fourth inning of Game 2 propelled the Nationals to the 5-2 win, evening the series, 1-1. In Game 3, Washington scored four runs in both the third and ninth innings to take control of the series with an 8-3 win. In Game 4, Postseason veteran Chase Utley capped a back-and-forth affair with an RBI single in the bottom of the eighth to put the Dodgers ahead, 5-4, and in Game 5, Kenley Jansen (2.1 IP, H, 4 BB, 4 SO) and Clayton Kershaw (SV, 0.2 IP, SO) came out of the bullpen to shut down the Nationals in the final three innings and claim the series. Daniel Murphy reached base safely in every game of the NLDS, running his streak to 19 straight Postseason games. The 19-game Postseason on-base streak is the second-longest to start a Postseason career in MLB history behind Boog Powell (25 games, 1966-71).

2016 NLDS (Home team in BOLD CAPS)	TEAM INFO
GM1: Lad 4, WSH 3; WP-Kershaw, LP-Scherzer, Save-Jansen; ATT: 43,915	Manager: Dusty Baker Final Record: 95-67 (.586) Clinch Date: September 24 2nd Place: Mets (8.0 GB) Finish: National League Division Series (Dodgers, 5 games)
GM2: Lad 2, WSH 5; WP-Treinen, LP-Hill, Save-Melanco; ATT: 43,826	
GM3: Wsh 8, LAD 3; WP-Solis, LP-Maeda, Save-None; ATT: 53,901	
GM4: Wsh 5, LAD 6; WP-Blanton, LP-Treinen, Save-Jansen; ATT: 49,617	
GM5: Lad 4, WSH 3; WP-Urias, LP-Rzepczynski, Save-Kershaw; ATT: 43,936	

2017 The **Washington Nationals** claimed their second consecutive National League East title and fourth in the last six years. Their 97-65 (.599) regular-season record was the second-best mark in the National League (Los Angeles Dodgers: 104-58, .642) and the fourth-best record in all of Major League Baseball. At 50-31 (.617), the Nationals owned the best road record in the NL this season, as well as a new franchise record (Nationals/Expos) for road wins in a single season (50). The 50 road wins were the most for any National League team since the 2011 Philadelphia Phillies also went 50-31. Washington took over sole possession of first on April 18 and did not relinquish it for the remainder of the season, ultimately winning the division by a 20.0-game margin. The Nationals failed off against the National League Central division champion Chicago Cubs. After dropping Game 1, the Nationals topped the Cubs, 6-3, in dramatic fashion in Game 2, trailing 3-1 in the eighth inning. Bryce Harper clubbed a two-run home run tied the game at 3-3 and three batters later, Ryan Zimmerman put Washington ahead 6-3 with a towering three-run home run. Facing defeat in Game 4, Stephen Strasburg pushed aside a virus that had made him ill for much of the week to rack up 12 strikeouts (ret-setting his own Postseason franchise record (Nationals/Expos) for single-game strikeouts) over 7.0 scoreless innings as the Nationals won, 5-0. A dramatic back-and-forth affair in Game 5 eventually led to the a 9-8 Cubs victory, advancing them to the 2017 National League Championship Series against the Los Angeles Dodgers.

2017 NLDS (Home team in BOLD CAPS)	TEAM INFO
GM1: Chi 3, WSH 0; WP-Hendricks, LP-Strasburg, Save-Davis; ATT: 43,898	Manager: Dusty Baker Final Record: 97-65 (.599) Clinch Date: September 10 2nd Place: Marlins (20.0 GB) Finish: National League Division Series (Cubs, 5 games)
GM2: Chi 4, WSH 6; WP-Perez, LP-Edwards Jr., Save-Doolittle; ATT: 43,860	
GM3: Wsh 1, CHI 2; WP-Edwards Jr., LP-Kintzler, Save-Davis; ATT: 42,445	
GM4: Wsh 5, CHI 0; WP-Strasburg, LP-Arrieta, Save-None; ATT: 42,264	
GM5: Chi 8, WSH 9; WP-Duensing, LP-Scherzer, Save-Davis; ATT: 43,849	



HISTORY AND RECORDS

WASHINGTON, D.C. AND THE NO-HITTER

Throughout the history of baseball in the nation's capital, four pitchers have accomplished the feat of completing a no-hitter. Walter Johnson, Bobby Burke, Jordan Zimmermann and Max Scherzer made their mark in D.C. baseball history with performances detailed below.

Walter Johnson

Bothered by what fans and media would later learn to be a "sore arm," Walter Johnson (H.O.F. 1936) tossed the only no-hitter of his Hall of Fame career on July 1, 1920 in a 1-0 win over the Boston Red Sox. Johnson struck out 10 batters and faced just one over the minimum due to a Bucky Harris' error, allowing Boston's Harry Hooper to reach base in the seventh inning. With two outs in the ninth inning, Hooper again stepped to the plate. He connected on a hard ground ball down the first-base line that many thought would be a base hit. Nationals first baseman Joe Judge made a leaping stab and threw to a covering Walter Johnson to record the final out. Writer Denman Thompson wrote in *The Evening Star* the following day that Johnson:

"...earned it solely on the strength of his superb hurling. It is doubtful if Walter ever displayed more speed. He did not depend upon his fast ball entirely. He used plenty of curves and also resorted to slow balls upon occasion, but when he chose to he lined the ball over the plate with such velocity that it was physically impossible for a human to gage its flight."

July 1, 1920/Fenway Park/Boston, MA	1	2	3	4	5	6	7	8	9	R	H	E
WASHINGTON (AL) NATIONALS	0	0	0	0	0	0	1	0	0	1	7	1
BOSTON RED SOX	0	0	0	0	0	0	0	0	0	0	0	1
PITCHERS: WSH - Johnson; BOS - Harper												
WP - Johnson	LP - Harper	SAVE - none										
HOME RUNS: BOS - none		WSH - none										
ATTENDANCE: Unknown												

Bobby Burke

With Walter Johnson patrolling the dugout as Manager of the 1931 Nationals, Bobby Burke recorded the second no-hitter in D.C. baseball history on August 8th, 1931 in a 5-0 win over the visiting Boston Red Sox at Griffith Stadium in Washington, D.C. The 24-year-old lefty struck out eight batters, walking five, en route to the accomplishment. Remarkably, this was Burke's first start for the Nationals in more than a month, as he appeared in six games out of the bullpen in between starts. Burke's no-hitter would be the last one thrown by a D.C. ballplayer until Jordan Zimmermann accomplished the feat more than 83 years later. Manager Walter Johnson told the media following Burke's no-hitter:

"Before I sent Burke into the game, I told him to cut loose...He gained a lot of confidence in those early innings when the Red Sox started missing those third strikes. He was throwing the last pitch out there as if it was the first one and he soon found out he was getting away with it, like we told him he would." - The Washington Post, Aug. 10, 1931

August 8, 1931/Griffith Stadium/Washington, D.C.	1	2	3	4	5	6	7	8	9	R	H	E
BOSTON RED SOX	0	0	0	0	0	0	0	0	0	0	0	0
WASHINGTON (AL) NATIONALS	1	0	1	0	0	0	0	3	0	5	10	0
PITCHERS: BOS - Moore; WSH - Burke												
WP - Burke	LP - Moore	SAVE - none										
HOME RUNS: BOS - none		WSH - none										
ATTENDANCE: 5,000												



Walter Johnson

Courtesy of the National Baseball Hall of Fame and Museum in Cooperstown, New York



Bobby Burke

Courtesy of the National Baseball Hall of Fame and Museum in Cooperstown, New York

WASHINGTON, D.C. AND THE NO-HITTER

Jordan Zimmermann

On the final day of the 2014 National League East Division championship season, Jordan Zimmermann took the hill against Miami's Henderson Alvarez. Coincidentally, Alvarez tossed a no-hitter on the final day of the 2013 season for the Marlins. Zimmermann was his calm, efficient self, striking out 10 batters while walking just one, Justin Bour, on a 3-2 pitch that home plate umpire Alan Porter determined was just a bit low. Alvarez also spun a gem of his own, with the lone run of the game coming on an Ian Desmond solo home run into the Miami bullpen. Zimmermann's feat would have never materialized had it not been for Steven Souza Jr.'s miraculous play on the final out. His diving, over-the-shoulder catch of a line drive off the bat of Christian Yelich made an out of what was certain to be an extra-base hit. In a moment of pure emotion not usually shown by the stoic Zimmermann, he dropped his head, put his hands on his hips and would later tell the media, he thought "Double. No-doubt double," as the ball carried to deep left field. To make the catch, Souza Jr. dove backward, almost parallel to the ground, in an attempt to secure the ball. When he fell to the ground and reached his glove to the sky, Zimmermann thrust his right arm in the air as the crowd at Nationals Park erupted and the dugout emptied onto the field, mobbing Zimmermann and Souza Jr.

September 28, 2014/Nationals Park/Washington, D.C.	1	2	3	4	5	6	7	8	9	R	H	E
MIAMI MARLINS	0	0	0	0	0	0	0	0	0	0	0	0
WASHINGTON (NL) NATIONALS	0	1	0	0	0	0	0	0	X	1	11	0

PITCHERS: MIA - Alvarez; WSH - Zimmermann
 WP - Zimmermann LP - Alvarez SAVE - none
 HOME RUNS: MIA - none WSH - Desmond (24)
 ATTENDANCE: 35,085



Max Scherzer

Coming off one of the most dominant pitching performances in Nationals history (2005-present), Max Scherzer took the hill at Nationals Park on June 20, 2015 looking to pick up where he left off. In his previous start, Scherzer struck out a then-Nationals-record and career-best 16 Milwaukee Brewers, while allowing just one hit (a Carlos Gomez flare to right field) in 9.0 shutout innings on June 14 at Miller Park. With a severe rain storm in the evening forecast for the Metro D.C. area, Scherzer took the mound at 4:05 p.m. and was perfect through 8.2 innings against a potent Pittsburgh Pirates lineup, striking out 10 batters along the way. With two outs in the top of the ninth inning, Pirates manager Clint Hurdle sent pinch-hitter Jose Tabata to the plate. A battle ensued, with Tabata quickly down 0-2 before working the count to 2-2. With Scherzer on the doorstep of history, Tabata managed to foul off three straight pitches before a slider from Scherzer ran in and hit him on the left elbow. Replays would spark debate as to whether or not Tabata attempted to move out of the way of the pitch, but Scherzer quickly moved on, telling the media: "You just focus on what you can do next. Just move on to the next hitter and go after Harrison, and do everything you can do and just pound him with fastballs. I was able to collect that final out." Indeed, one batter later Scherzer gathered himself and coaxed Josh Harrison into hitting a high fly ball to deep left field that settled into the glove of rookie Michael A. Taylor, completing the first no-hitter of Scherzer's career.

June 20, 2015/Nationals Park/Washington, D.C.	1	2	3	4	5	6	7	8	9	R	H	E
PITTSBURGH PIRATES	0	0	0	0	0	0	0	0	0	0	0	0
WASHINGTON NATIONALS	0	0	0	1	0	4	1	0	X	6	8	0

PITCHERS: PIT - Liriano; WSH - Scherzer
 WP - Scherzer LP - Alvarez SAVE - None
 HOME RUNS: PIT - None WSH - Harper (23)
 ATTENDANCE: 41,104



Max Scherzer

With the 2015 season coming to a close, and once again after carrying a no-hitter through 7.1 innings in his previous outing, Max Scherzer took the hill for the final start of his inaugural season in Washington, D.C., vs. the 2015 National League East Division Champion New York Mets. In the second game of a doubleheader, Scherzer turned in one of the most dominant pitching performances in Major League history. Becoming just the sixth pitcher in MLB history to throw two no-hitters in the same season (including the postseason), Scherzer joined Johnny Vander Meer (1938), Allie Reynolds (1951), Virgil Trucks (1952), Nolan Ryan (1973) and Roy Halladay (2010). Scherzer was the first, however, to throw no-hitters against two postseason-bound teams in the same season, and the first to accomplish the dual feats without walking a single batter in either outing. Just one baserunner, catcher Kevin Plawewki, was able to reach base, due to a fielding error by third baseman Yunel Escobar. When his masterpiece was complete, Scherzer struck out a Nationals record (2005-present) and new career-best 17 batters, including a franchise record (Nationals/Expos) nine consecutive batters from the sixth to the ninth inning. According to the *Elias Sports Bureau*, Scherzer's 17 strikeouts tied Nolan Ryan (7/15/73 vs. DET) for the MLB record for strikeouts in a no-hitter. When asked about his place in Major League Baseball history, Scherzer said he was speechless. "You go out there and accomplish as much as you can," he said. "When you start talking about that (kind of history), you don't have words for it."

October 3, 2015/Citi Field/New York, NY	1	2	3	4	5	6	7	8	9	R	H	E
WASHINGTON NATIONALS	0	0	0	0	0	1	1	0	0	2	5	1
NEW YORK METS	0	0	0	0	0	0	0	0	0	0	0	1

PITCHERS: WSH - Scherzer; NYM - Harvey
 WP - Scherzer LP - Harvey SAVE - None
 HOME RUNS: WSH - Uggla (2) NYM - None
 ATTENDANCE: 41,480



HISTORY AND RECORDS

WASHINGTON, D.C. AND THE ALL-STAR GAME

The 1937 Midsummer Classic, which was the fifth Major League Baseball All-Star Game, was played on July 7th at Griffith Stadium. President Franklin D. Roosevelt was in attendance for the contest, marking the first All-Star Game to be played in front of a sitting President. Six future Presidents would later follow Roosevelt's lead, combining for eight overall All-Star appearances. The American League won the game, 8-3, improving to 4-1 overall in the five games. In the bottom of the third inning, Cleveland's Earl Averill hit a line drive off the foot of St. Louis Cardinals pitcher Dizzy Dean. Dean suffered a fractured toe and never fully recovered, pitching in just 42 games over the next four seasons. The AL started the scoring with two runs in the bottom of the third inning on a two-run home run by Hall of Famer Lou Gehrig. The homer drove home his Yankees teammate and fellow Hall of Famer Joe DiMaggio. After the NL cut the lead to 2-1 in the top of the fourth, the AL answered with three more runs of its own in the bottom of the inning and never looked back. The game featured 21 future Hall of Famers, including Earl Averill, Joe Cronin, Dizzy Dean, Bill Dickey, Joe DiMaggio, Rick Ferrell, Jimmie Fox, Lou Gehrig, Charlie Gehringer, Lefty Gomez, Hank Greenberg, Lefty Grove, Gabby Hartnett, Billy Herman, Carl Hubbell, Ernie Lombardi, Joe Medwick, Johnny Mize, Mel Ott, Arky Vaughan and Paul Waner.

JULY 7 ★ 1937



Griffith Stadium/Washington, D.C.	1	2	3	4	5	6	7	8	9	R	H	E
NATIONAL LEAGUE	0	0	0	1	1	1	0	0	0	3	13	0
AMERICAN LEAGUE	0	0	2	3	1	2	0	0	X	8	13	1

PITCHERS: NL - Dean, Hubbell, Blanton, Grissom, Mungo, Walters; AL - Gomez, Bridges, Harder
 WP - Gomez LP - Dean SAVE - None
 HOME RUNS: Gehrig
 ATTENDANCE: 31,391

The 1956 Midsummer Classic returned to Griffith Stadium for a second time to host the 23rd All-Star Game. The National League, using just three pitchers for the fourth time in All-Star history defeated the American League, 7-3, for their second consecutive victory and sixth in seven years. The game was highlighted by home runs from four of the greatest players to ever play the game: Willie Mays and Stan Musial for the NL and Ted Williams and Mickey Mantle for the AL. After the NL built a 5-0 lead, Williams and Mantle hit back-to-back homers in the bottom of the sixth inning to make it a 5-3 game, but that was as close as the AL would get. Musial responded with his solo home run in the top of the seventh and his Cardinals teammate Ken Boyer made one outstanding defensive play after another to go along with his three hits to help the NL maintain the lead. The back-to-back homers by Williams and Mantle was the second such instance, and one of the five overall in All-Star history. NL starting pitcher Bob Friend picked up the victory after tossing three scoreless innings with three strikeouts. The game featured 18 Hall of Famers, including Hank Aaron, Ernie Banks, Yogi Berra, Roy Campanella, Whitey Ford, Nellie Fox, Al Kaline, George Kell, Mickey Mantle, Eddie Mathews, Willie Mays, Stan Musial, Robin Roberts, Frank Robinson, Duke Snider, Warren Spahn, Ted Williams and Early Wynn.

JULY 10 ★ 1956



Griffith Stadium/Washington, D.C.	1	2	3	4	5	6	7	8	9	R	H	E
NATIONAL LEAGUE	0	0	1	2	1	1	2	0	0	7	11	0
AMERICAN LEAGUE	0	0	0	0	3	0	0	0	0	3	11	0

PITCHERS: NL - Friend, Spahn, Antonelli; AL - Pierce, Ford, Wilson, Brewer, Score, Wynn
 WP - Friend LP - Pierce SAVE - None
 HOME RUNS: Mantle, Mays, Musial, Williams
 ATTENDANCE: 28,834

The first of two All-Star games in 1962 was hosted at D.C. Stadium, marking the third time the Midsummer classic was held in the nation's capital and the first time at the venue. President John F. Kennedy threw out the ceremonial first pitch. The NL topped the AL, 3-1, winning its 11th game in its last 15 attempts. Los Angeles Dodgers shortstop Maury Wills went 1-for-1 with two runs scored and a stolen base to capture the Arch Ward Trophy in the first year it was given to the game's Most Valuable Player. Hall of Famer Roberto Clemente recorded three of the NL's eight hits while the AL scattered just four hits in the game with their lone run coming on a Roger Maris sacrifice fly to score Rich Rollins. National League starting pitcher Don Drysdale threw three scoreless innings before handing the ball to his rival Juan Marichal of the Giants, who picked up the win with two scoreless innings. The game featured 18 Hall of Famers, including Hank Aaron, Luis Aparicio, Riche Ashburn, Ernie Banks, Jim Bunning, Orlando Cepeda, Roberto Clemente, Don Drysdale, Bob Gibson, Sandy Koufax, Mickey Mantle, Juan Marichal, Willie Mays, Bill Mazeroski, Stan Musial, Brooks Robinson, Warren Spahn and Hoyt Wilhelm.

JULY 10 ★ 1962



D.C. Stadium/Washington, D.C.	1	2	3	4	5	6	7	8	9	R	H	E
NATIONAL LEAGUE	0	0	0	0	0	2	0	1	0	3	8	0
AMERICAN LEAGUE	0	0	0	0	0	1	0	0	0	1	4	0

PITCHERS: NL - Drysdale, Marichal, Purkey, Shaw; AL - Bunning, Pascual, Donovan, Pappas
 WP - Marichal LP - Pascual SAVE - None
 HOME RUNS: None
 ATTENDANCE: 45,480

RFK Stadium played host to the first of two All-Star Games in history to be played on July 23rd. The game was originally scheduled for the night of July 22nd, but rain forced the postponement to the afternoon of the 23rd. The 40th Midsummer Classic was won by the National League, 9-3, marking the seventh consecutive victory for the Senior Circuit. Reds catcher Johnny Bench hit a two-run home run in the second inning to extend the NL lead to 3-0. The hometown hero, Frank Howard, put the AL on the board in the second inning with a solo home run. The NL answered back with five runs in the top of the third, highlighted by Willie McCovey's two-run homer and back-to-back doubles by Steve Millan and pitcher Steve Carlton. McCovey later homered to capture MVP honors. The game featured 19 Hall of Famers, including Hank Aaron, Ernie Banks, Johnny Bench, Rod Carew, Steve Carlton, Roberto Clemente, Bob Gibson, Reggie Jackson, Harmon Killebrew, Juan Marichal, Willie Mays, Willie McCovey, Phil Niekro, Tony Perez, Brooks Robinson, Frank Robinson, Ron Santo, Tom Seaver and Carl Yastrzemski.

JULY 23 ★ 1969



RFK Stadium/Washington, D.C.	1	2	3	4	5	6	7	8	9	R	H	E
NATIONAL LEAGUE	1	2	5	1	0	0	0	0	0	9	11	0
AMERICAN LEAGUE	0	1	1	1	0	0	0	0	0	3	6	2

PITCHERS: NL - Carlton, Gibson, Singer, Koonsman, Dierker, Niekro; AL - Stottlemire, Odom, Knowles, McClain, McNally, McDowell, Culp
 WP - Carlton LP - Stottlemire SAVE - None
 HOME RUNS: Bench, Freehan, Howard, McCovey (2)
 ATTENDANCE: 45,259

BASEBALL IN WASHINGTON, DC RECORD BOOK (ALL RECORDS SINCE 1901)

CATEGORY	TEAM GENERAL	RECORD
Most Wins, Season		99 [1933]
Most Wins, Season Home		56 [1930]
Most Wins, Season Road		53 [1933]
Most Wins, Month.....		24 [August 1945]
Most Losses, Season		113 [1904]
Most Losses, Season Home		53 [1962]
Most Losses, Season Road		61 [1904]
Most Losses, Month.....		29 [July 1909]
Most Consecutive Wins.....		17 [May 30-June 18, 1912]
Most Consecutive Wins, Home.....		16 [July 30-September 22, 1943]
Most Consecutive Wins, Road.....		16 [May 30-June 15, 1912]
Most Consecutive Losses.....		18 [July 19-August 5, 1959 and September 3-18, 1948]
Most Consecutive Losses, Home.....		11 [August 18-September 1, 1961]
Most Consecutive Losses, Road.....		18 [July 16-August 18, 1949]

LENGTH OF GAME

Longest Game, Innings Played	22 innings [June 12, 1967 vs. CWS]
Longest Game, Innings Played, Home.....	22 innings [June 12, 1967 vs. CWS]
Longest Game, Innings Played, Road	20 innings [G2-September 14, 1971 and August 9, 1967 at MIN]

CATEGORY	TEAM BATTING	RECORD
RUNS SCORED		
Most Runs Scored, Season		892 [1930]
Most Runs Scored, Game.....		23 [April 30, 2017 vs. NYM (W23-5)]
Most Runs Scored, Win.....		23 [April 30, 2017 vs. NYM (W23-5)]
Most Runs Scored, Loss.....		15 [July 1, 1907 (G1) vs. NYY (L15-16)]
Most Runs Scored, Inning.....		12 [July 10, 1926 vs. STL (8th inn.)]
Most Runs Scored, 3-Game Series.....		37 [June 15-16, 1935 at STL and August 4-5, 1929 vs. DET]
Most Runs Scored, 4-Game Series.....		46 [April 24-27, 2017 at COL and July 10-13, 1932 vs. CWS]
Most Combined Runs, Game (Both Teams)		31 [G1-July 1, 1907 at NYY/L15-16]

BATTING AVERAGE, ON-BASE, SLUGGING PERCENTAGES

Highest Batting Average, Season303 [1925]
Highest On-Base Percentage, Season372 [1925]
Highest Slugging Percentage, Season.....	.449 [2017]

HITS

Most Hits, Season.....	1620 [1930]
Most Hits, Game.....	27 [May 16, 1933 vs. CLE, 12 inn.]

EXTRA-BASE HITS

Most Extra-Base Hits, Season	557 [2017]
------------------------------------	------------

SINGLES

Most Singles, Season	1209 [1935]
----------------------------	-------------

DOUBLES

Most Doubles, Season	322 [2006]
----------------------------	------------

TRIPLES

Most Triples, Season.....	100 [1923]
---------------------------	------------

NATIONALS PARK
COMMUNITY RELATIONS
DREAM FOUNDATION
YOUTH BASEBALL ACADEMY
FRONT OFFICE | OWNERSHIP
MANAGER | COACHING STAFF
PLAYERS
IN REVIEW
HISTORY AND RECORDS
SCOUTING | RESEARCH | PLAYER DEV.



HISTORY AND RECORDS

HOME RUNS

Most Home Runs, Season	215 [2017]
Most Home Runs, Season, Home Games	107 [2017]
Most Home Runs, Season, Road Games	108 [2017]
Most Home Runs, 9-Inning Game	8 [July 27, 2017 vs. MIL (W15-2)]
Most Home Runs, Game, Extra Innings	7 [May 3, 1949 at CWS (10 inn., W14-12)]
Most Home Runs, Game, Home	8 [July 27, 2017 vs. MIL (W15-2)]
Most Home Runs, Game, Road	7 [May 3, 1949 at CWS (10 inn., W14-12)]
Most Home Runs, Inning	8 [July 27, 2017 vs. MIL (W15-2)]
Most Consecutive Games Hitting at Least One Home Run	14 [May 26-June 10, 2016]
Most Grand Slams, Season	8 [1939 and 2009]

RBI

Most RBI, Season	822 [1936]
------------------------	------------

WALKS/STRIKEOUTS

Most Walks, Season	690 [1956]
Most Strikeouts, Season	1344 [2015]

STOLEN BASES

Most Stolen Bases, Season	291 [1913]
---------------------------------	------------

CATEGORY

TEAM PITCHING

RECORD

EARNED RUN AVERAGE

Highest ERA, Season	5.33 [1956]
Lowest ERA, Season	2.14 [1918]

COMPLETE GAMES

Most Complete Games, Season	137 [1904]
Fewest Complete Games, Season	0 [2007]
Most Consecutive Complete Games	32 [September 1, 1902-April 27, 1903 and September 18, 1901-May 17, 1902]

SHUTOUTS

Most Shutouts, Season	26 [1914]
Fewest Shutouts, Season	1 [1956 and 2006]
Most Consecutive Shutouts	3 [MANY TIMES; last: September 29-October 1, 1913]

HITS ALLOWED

Most Hits Allowed, Season	1672 [1935]
Fewest Hits Allowed, Game	0 [MANY TIMES; Last: October 3, 2015 at NYM]

RUNS ALLOWED

Most Runs Allowed, Season	874 [2009]
Most Runs Allowed, Game	24 [September 27, 1940 at BOS (L4-24)]
Most Runs Allowed, Inning	14 [July 6, 1920 vs. NYY (5th inn.)]

HOME RUNS ALLOWED

Most Home Runs Allowed, Season	193 [2006]
Most Home Runs Allowed, Game	8 [G1-August 29, 1963 vs. MIN (L2-14)]
Fewest Home Runs Allowed, Season	10 [1918 and 1907]
Most Home Runs Allowed, Inning	3 [MANY TIMES; last: August 2, 2015 at NYM (3rd inn., L2-5)]

WALKS

Most Walks Issued, Season	779 [1949]
Fewest Walks Issued, Season	341 [1907]

STRIKEOUTS

Most Strikeouts, Season	1476 [2016]
-------------------------------	-------------

RELIEF PITCHING

Most Relief Appearances, Season.....	588 [2007]
Most Relief Appearances, Game.....	9 [September 3, 2014 at LAD (14 inn., W8-5) and September 7, 2016 vs. ATL (11 inn., W5-4)]
Most Relief Wins, Season	32 [1969]

SAVES

Most Saves, Season.....	51 [2005 and 2012]
-------------------------	--------------------

PERSONNEL

Most Pitchers Used, Season	30 [2009]
Most Pitchers Used, Game.....	10 [September 3, 2014 at LAD (14 inn., W8-5) and September 7, 2016 vs. ATL (11 inn., W5-4)]

CATEGORY	TEAM FIELDING	RECORD
FIELDING PERCENTAGE		
Highest Fielding Percentage, Season988 [2016]	
Lowest Fielding Percentage, Season.....	.943 [1901]	
ERRORS		
Most Errors, Season.....	323 [1901]	
Fewest Errors, Season	73 [2016]	
DOUBLE PLAYS		
Most Double Plays, Season.....	186 [1935]	
OUTFIELD ASSISTS		
Most Outfield Assists, Season	85 [1912]	

CATEGORY	INDIVIDUAL BATTING	RECORD
GAMES PLAYED		
Most Games Played, Career.....	2307 [Sam Rice]	
Most Games Played, Season.....	162 [Ryan Zimmerman, 2007]	
RUNS SCORED		
Most Runs Scored, Career	1467 [Sam Rice]	
Most Runs Scored, Season	127 [Joe Cronin, 1930]	
Most Runs Scored, Game.....	5 [MANY TIMES; last: Anthony Rendon, April 30, 2017 vs. NYM (W23-5)]	
BATTING AVERAGE, ON-BASE, SLUGGING PERCENTAGES		
Highest Batting Average, Career (Min. 2000 At-Bats).....	.328 [Heinie Manush]	
Highest Batting Average, Season379 [Goose Goslin, 1928]	
Highest On-Base Percentage, Career (Min. 2000 At-Bats).....	.392 [Buddy Myer]	
Highest On-Base Percentage, Season460 [Bryce Harper, 2015]	
Highest Slugging Percentage, Career (Min. 2000 At-Bats).....	.513 [Frank Howard]	
Highest Slugging Percentage, Season.....	.649 [Bryce Harper, 2015]	
AT-BATS, PLATE APPEARANCES		
Most At-Bats, Career.....	8934 [Sam Rice]	
Most At-Bats, Season.....	668 [Buddy Lewis, 1937]	
HITS		
Most Hits, Career.....	2889 [Sam Rice]	
Most Hits, Season.....	227 [Sam Rice, 1925]	
Most Hits, Game.....	6 [MANY TIMES; last: Anthony Rendon, April 30, 2017 vs. NYM (W23-5)]	

HITTING, HOME RUN STREAKS

Longest Consecutive-Game Hitting Streak	33 [Heinie Manush, 1933]
Longest Consecutive-Game Home Run Streak.....	6 [Frank Howard, May 12-18, 1968 and Roy Sievers July 28-August 3, 1957]



HISTORY AND RECORDS

EXTRA-BASE HITS

Most Extra-Base Hits, Career	695 [Sam Rice]
Most Extra-Base Hits, Season	89 [Alfonso Soriano, 2006]

DOUBLES

Most Doubles, Career	479 [Sam Rice]
Most Doubles, Season	51 [Mickey Vernon, 1946]
Most Doubles, Game.....	3 [MANY TIMES; last: Stephen Drew, July 16, 2016 vs. PIT (W6-0)]

TRIPLES

Most Triples, Career.....	183 [Sam Rice]
Most Triples, Season.....	20 [Goose Goslin, 1925]
Most Triples, Game.....	3 [Joe Kuhel, May 13, 1937 at CWS (W10-2) and Joe Judge, August 9, 1921 vs. STL (19 inn., L6-8)]

HOME RUNS

Most Home Runs, Career	251 [Ryan Zimmerman]
Most Home Runs, Season	48 [Frank Howard, 1968]
Most Home Runs, Game	3 [MANY TIMES; last: Anthony Rendon, April 30, 2017 vs. NYM (W23-5)]

Most Grand Slams, Career.....	6 [Ryan Zimmerman]
Most Grand Slams, Season.....	2 [MANY TIMES; last: Danny Espinosa and Bryce Harper, 2016]
Most Grand Slams, Game.....	2 [Josh Willingham, July 27, 2009 at MIL (W14-6)]

RBI

Most RBI, Career	1026 [Mickey Vernon]
Most RBI, Season	129 [Goose Goslin, 1924]
Most RBI, Game.....	10 [Anthony Rendon, April 30, 2017 vs. NYM (W23-5)]

WALKS/STRIKEOUTS

Most Walks, Career.....	1274 [Eddie Yost]
Most Walks, Season.....	151 [Eddie Yost, 1956]

Most Strikeouts, Career	1087 [Ryan Zimmerman]
Most Strikeouts, Season	199 [Adam Dunn, 2010]

STOLEN BASES

Most Stolen Bases, Career.....	495 [Clyde Milan]
Most Stolen Bases, Season.....	88 [Clyde Milan, 1912]

ROOKIES

Highest Batting Average, Season (Min. 400 At-Bats).....	.312 [Jake Powell, 1935]
Most Games, Season	158 [Danny Espinosa, 2011]
Most At-Bats, Season	635 [Del Unser, 1968]
Most Runs, Season	100 [Buddy Lewis, 1936 and John Farrell, 1901]
Most Hits, Season.....	176 [Eddie Foster, 1912; Ryan Zimmerman, 2006]
Most Home Runs, Season	30 [Bob Allison, 1959]
Most RBI, Season	110 [Ryan Zimmerman, 2006]
Most Stolen Bases, Season.....	37 [Dave Altizer, 1906]

CATEGORY

INDIVIDUAL PITCHING

RECORD

GAMES

Most Appearances, Career.....	802 [Walter Johnson]
Most Appearances, Season.....	88 [Jon Rauch, 2007]

GAMES STARTED

Most Starts, Career	666 [Walter Johnson]
Most Starts, Season	42 [Walter Johnson, 1910]

INNINGS

Most Innings Pitched, Career	5916.0 [Walter Johnson]
Most Innings Pitched, Season	372.0 [Walter Johnson, 1914]
Most Innings Pitched, Game, Starter.....	18.0 [Walter Johnson, May 15, 1918 vs. CWS]

WINS

Most Wins, Career	417 [Walter Johnson]
Most Wins, Season	36 [Walter Johnson, 1913]

LOSSES

Most Losses, Career	279 [Walter Johnson]
Most Losses, Season	26 [Bob Groom, 1909 and Jack Townsend, 1904]

ERA

Lowest ERA, Career (Min. 1000 Innings)	2.36 [Walter Johnson]
Lowest ERA, Season (among those qualifiers)	1.14 [Walter Johnson, 1913]

COMPLETE GAMES

Most Complete Games, Career	531 [Walter Johnson]
Most Complete Games, Season	38 [Walter Johnson, 1910]

NO-HITTERS

Most No-Hitters, Career	2 [Max Scherzer, 2015]
-------------------------------	------------------------

SHUTOUTS

Most Shutouts, Career	110 [Walter Johnson]
Most Shutouts, Season	11 [Walter Johnson, 1913]

RUNS ALLOWED

Most Runs Allowed, Career	1900 [Walter Johnson]
Most Runs Allowed, Season	198 [Bill Carrick, 1901]

HOME RUNS ALLOWED

Most Home Runs Allowed, Career	171 [Pedro Ramos]
Most Home Runs Allowed, Season	43 [Pedro Ramos, 1957]

WALKS

Most Walks, Career	1360 [Walter Johnson]
Most Walks, Season	143 [Ken Chase, 1940]

STRIKEOUTS

Most Strikeouts, Career	3508 [Walter Johnson]
Most Strikeouts, Season	313 [Walter Johnson, 1910]
Most Strikeouts, 9-inning Game	20 [Max Scherzer, May 11, 2016 vs. DET]
Most Strikeouts, Game, Extra Innings	21 [Tom Cheney, September 12, 1962 at BAL (pitched 16 inn.)]

SAVES

Most Saves, Career	113 [Chad Cordero]
Most Saves, Season	47 [Chad Cordero, 2005]

ROOKIES

Most Games	79 [Gary Majewski, 2005]
Most Starts	34 [Hod Lisenbee, 1927]
Most Innings Pitched	265.0 [Doc Ayers, 1914]
Most Wins	22 [Monte Weaver, 1932]
Lowest ERA (Minimum 100.0 Innings)	2.14 [Joe Boehling, 1913]
Most Complete Games	26 [Casey Patten, 1901]
Most Shutouts	5 [Jim Shaw, 1914]
Most Saves	5 [Drew Storen, 2010]
Most Strikeouts	164 [Jim Shaw, 1914]

How dominant was Senators right-hander Walter Johnson, who was a member of the National Baseball Hall of Fame's inaugural class in 1936? Johnson was a two-time American League MVP (1913, 1924) who paced the AL in strikeouts 12 times, shutouts seven times, wins six times, complete games six times, ERA five times, innings five times, games started four times and winning percentage twice. He never once posted a triple-digit walk total.

A closer look at where Johnson ranks, entering the 2018 season, on various all-time leader boards:

Wins: 417 (2nd, Cy Young 511)

ERA: 2.16 (7th, Ed Walsh 1.82)

Complete Games: 531 (5th, Cy Young 749)

Shutouts: 110 (first)

Strikeouts: 3,508 (9th, Nolan Ryan 5,714)

WHIP: 1.06 (7th, Eddie Joss 0.97)



HISTORY AND RECORDS

THE HISTORY OF THE MONTREAL EXPOS (1969-2004)

The city of Montreal had a long association with professional baseball even before it was awarded a Major League franchise in 1968. On April 18, 1946, the Montreal Royals, a minor league affiliate of the Brooklyn Dodgers in the International League, secured their place in baseball history when Jackie Robinson made his professional debut and became the first African-American to play professional baseball in the 20th Century.

More than two decades later, as the National League was seeking to expand by two franchises, former Montreal city councillor Gerry Snyder presented the city's formal bid during an owners' meeting in Mexico City, Mexico. Six months later on May 27, 1968, it was announced that Major League Baseball was expanding outside the United States for the first time as Montreal was awarded a National League franchise to begin play in 1969.

Despite some early concerns about the team's financing, Montreal met its initial deposit deadline and officially became a member of the National League on Aug. 14, 1968. Charles Bronfman, a distillery magnate and an original investor, was named chairman with Paul Beaudry and Lorne Webster as vice-chairmen. John McHale was named president and chief executive officer, while Jim Fanning was appointed the team's first general manager.

On Sept. 5, 1968, the Montreal franchise named Gene Mauch field manager. Mauch was returning to familiar ground as he played two seasons for the minor league Montreal Royals in 1943 and 1944. McHale also announced that the team would be known as the Expos, in recognition of Expos 67, an international exhibition that attracted 50 million visitors to the city in 1967.

Only five days later, pitcher Dave Hartman became the first player to sign a contract with the Expos. Hartman never actually played for the Expos or made it to the Major Leagues. However, an expansion draft was conducted on Oct. 14, 1968 and the Expos selected the following 30 players:

Manny Mota, Mack Jones, John Bateman, Gary Sutherland, John Billingham, Donn Clendenon, Jesus Alou, Mike Wegener, Skip Guinn, Bill Stoneman, Maury Wills, Larry Jackson, Bob Reynolds, Dan McGinn, Jose Herrera, Jim Williams, Angel Hermoso, Jim Grant, Jerry Robertson, Don Shaw, Ty Cline, Garry Jestadt, Carl Morton, Larry Jaster, Ernest McAnally, Jim Fairey, Jose Laboy, John Boccabella, Rob Brand and John Glass.

The Expos' first home ballpark was Jarry Park, a converted minor league stadium named after former councillor Raoul Jarry in 1927. Jarry Park's initial capacity was 3,000, but was expanded to 28,450 as the ballpark met MLB standards.

Montreal made its National League debut on April 8, 1969 at Shea Stadium in New York against one of the National League's last expansion teams, the Mets. The Expos held off a furious ninth inning rally to claim an 11-10 victory. Pitcher Dan McGinn hit the first home run in franchise history, a solo shot off future Hall of Famer Tom Seaver in the fourth inning.

Jarry Park hosted its first regular season game six days later as 29,814 fans witnessed Major League Baseball in Canada for the first time. Despite facing a St. Louis Cardinals lineup that featured names such as Lou Brock, Curt Flood, Dal Maxvill and Joe Torre, the Expos treated their fans to an 8-7 win.

One of the highlights of the inaugural season came on April 17 at Connie Mack Stadium in Philadelphia. Bill Stoneman, later a general manager with the Expos and the Anaheim Angels, pitched the franchise's first no-hitter in defeating the Phillies, 7-0. The Expos would go on to finish the season with a 52-110 mark.

The following season saw Montreal improve by 21 games under Mauch. twenty-six-year-old pitcher Carl Morton went 18-11 with a 3.26 ERA en route to being named the 1970 NL Rookie of the Year. In 1973, the Expos made their first pennant chase as they won 79 games and were in the race for the National League East title until the final weekend of the season.

After a few disappointing seasons, the Expos moved into Olympic Stadium in 1977, which was the main venue for the 1976 Olympic Games. A crowd of 57,592 fans attended the first game at The Big O as the Expos fell to the Phillies, 7-2.

Montreal started to form the nucleus of a team that would bring home its first NL East title with players such as Ellis Valentine, Andre Dawson, Warren Cromartie, Gary Carter and Steve Rogers. The Expos won 95 games in 1979 only to fall two games shy of the title and were again in the pennant race until the final game of the 1980 season.

In 1981, the Expos finally cleared the hurdle as they won the NL East's second half title in a season shortened by a players' strike. In a best-of-five Divisional Series, Montreal topped first-half champion Philadelphia, three games to two, and advanced to their first NLCS.

The NLCS against Tommy Lasorda's Los Angeles Dodgers went down to the ninth inning of the fifth and deciding game. With the game tied at 1-1, Dodgers outfielder Rick Monday hit a two-out solo homer off Rogers. The Expos put two runners on in the bottom of the ninth, but could not tie the score as Los Angeles advanced to the World Series.

In 1982, Montreal hosted the first Major League Baseball All-Star Game to be held outside of the United States. The National League won its 11th consecutive Midsummer Classic on the strength of a home run by Cincinnati's Dave Concepcion. Five players represented the Expos on the NL squad: Carter, Rogers, Dawson, Tim Lincecum and Al Oliver.

Montreal remained competitive throughout much of the next decade, including 91 wins in 1987 by a team led by Raines, Andres Galarraga, Hubie Brooks and Tim Wallach.

Bronfman sold the franchise to team president Claude Brochu on June 14, 1991. The next season Brochu appointed long-time Montreal coach Felipe Alou as field manager. Alou guided the Expos to 87 victories and a second-place finish in his first year at the helm and then improved upon that with 94 wins in 1993.

The 1994 season saw a core group of players such as Larry Walker, Marquis Grissom, Moises Alou, Pedro Martinez, Ken Hill and John Wetteland storm out to a 74-40 mark - the best in the Major Leagues - and a six-game lead in the newly-formed National League East on Aug. 11. However, the season was never completed. A players' strike began the following day that would wipe out the remainder of the 1994 schedule.

After the changing economics of the baseball landscape forced the Expos to trade some of those core players, the '95 team finished in last place in the NL East. It was only the second time since 1977 that Montreal finished in last place.

Two years later, Martinez continued to establish himself as one of the top starting pitchers in the Major Leagues. He posted a 17-8 record with a 1.90 ERA, 305 strikeouts and 13 complete games en route to being the only Expos' pitcher to win the National League Cy Young Award. That winter, Martinez was traded to the Boston Red Sox.

The 1998 season was marked by stellar individual performances on the field and uncertainty off the field. Outfielder Vladimir Guerrero, 22, displayed his immense talent by setting six Montreal records, including the club single-season home run mark. Also, 24-year-old closer Ugueth Urbina recorded 34 saves with a 1.30 ERA, and Alou became the franchise's most successful manager with his 521st victory on August 19.

Off the field, Brochu struggled in an attempt to finalize funding for a new downtown ballpark and announced his willingness to sell his shares of the franchise. In 1999, Jeffrey Loria was officially approved as the Expos controlling person following a buy-back of Brochu's shares. In February 2002, Major League Baseball approved the sale of the Florida Marlins to Loria and the sale of the Expos to Major League Baseball and the 29 other Major League Clubs. A new Expos senior management team was announced: Tony Tavares (president), Omar Minaya (general manager) and Hall of Famer Frank Robinson (field manager). Baseball Commissioner Allan H. (Bud) Selig also announced the formation of a relocation committee to seek a new permanent home for the franchise.

The 2003 and 2004 seasons saw the Expos make baseball history by playing a portion of their home schedule at Hiram Bithorn Stadium in San Juan, Puerto Rico. Fans in Puerto Rico celebrated the return of Major League Baseball to the island. The Expos drew nearly 530,000 fans and posted a 20-23 mark over their 43 games played at Hiram Bithorn Stadium during the two-season trial. On September 29, 2004, Commissioner Selig announced the formal approval of the relocation of the Expos franchise to the nation's capital, Washington, D.C., for the 2005 season.

MONTREAL EXPOS TIMELINE

- November 25, 1968.....West Palm Beach was selected as Expos Spring Training site.
- November 26, 1968.....Gaetan Groleau became first native Canadian signed by Expos.
- January 24, 1969.....Expos unveiled inaugural season home uniforms.
- October 2, 1972.....Bill Stoneman pitched second career no-hitter and first at Montreal vs. Mets.
- April 20, 1977.....Gary Carter became first Expos player to record three homers in a single game.
- November, 1977.....Andre Dawson named National League Rookie of the Year.
- October 1, 1978.....Ross Grimsley became first and only Expos pitcher to win at least 20 games.
- September 10, 1980.....Bill Gullickson set a franchise mark with 18 strikeouts in a game vs. Cubs.
- May 10, 1981.....Charlie Lea threw third no-hitter in Montreal history against Giants.
- October 3, 1982.....Al Oliver finished with a .331 batting average to win Montreal's first batting crown.
- April 13, 1984.....Pete Rose recorded his 4,000th career hit as a member of the Expos.
- July 28, 1991.....Dennis Martinez hurled the 15th perfect game in MLB history, the first in franchise annals at LAD.
- September, 1991.....Montreal played its final month on the road after a concrete chunk fell from Stade Olympique.
- May 15, 1993.....Rusty Staub's uniform number 10 was retired by the Expos.
- July 31, 1993.....Montreal retired Gary Carter's uniform number 8.
- July 6, 1997.....Andre Dawson's uniform No. 10 was also retired by the Expos.
- October, 2001.....Orlando Cabrera was the first Expos shortstop to win a Rawlings Gold Glove.
- July 27, 2003.....Gary Carter is inducted into the National Baseball Hall of Fame and Museum in Cooperstown, NY.
- June 19, 2004.....Tim Raines's uniform No. 30 retired by the Expos.
- September 19, 2005.....Montreal Canadiens announce official acquisition/adoption of Youppi!
- July 25, 2010.....Andre "Hawk" Dawson is inducted into the National Baseball Hall of Fame and Museum in Cooperstown, NY.
- July 23, 2011.....Broadcaster Dave Van Horn receives Ford C. Frick Award as part of National Baseball Hall of Fame and Museum's annual induction ceremony in Cooperstown, NY.
- July 26, 2015.....Pedro Martinez and Randy Johnson are inducted into the National Baseball Hall of Fame and Museum in Cooperstown, NY.
- July 30, 2017.....Tim Raines inducted into the National Baseball Hall of Fame and Museum in Cooperstown, NY.
- Summer 2018.....Vladimir Guerrero inducted into the National Baseball Hall of Fame and Museum in Cooperstown, NY.



HISTORY AND RECORDS

NATIONALS/EXPOS YEAR-BY-YEAR STANDINGS AND ATTENDANCE

YEAR	WINS	LOSSES	PCT.	DIVISION		ATTENDANCE	MANAGER(S)
				FINISH	GB/GA		
1969	52	110	.321	6	-48.0	1,212,608	Gene Mauch
1970	73	89	.451	6	-16.0	1,424,683	Gene Mauch
1971	71	90	.441	5	-25.5	1,290,963	Gene Mauch
1972	70	86	.449	5	-26.5	1,142,145	Gene Mauch
1973	79	83	.488	4	-3.5	1,246,863	Gene Mauch
1974	79	82	.491	4	-8.5	1,019,134	Gene Mauch
1975	75	87	.463	5	-17.5	908,292	Gene Mauch
1976	55	107	.340	6	-46.0	646,704	Karl Kuehl/Charlie Fox
1977	75	87	.463	5	-26.0	1,433,757	Dick Williams
1978	76	86	.469	4	-14.0	1,427,007	Dick Williams
1979	95	65	.594	2	-2.0	2,102,173	Dick Williams
1980	90	72	.556	2	-1.0	2,208,175	Dick Williams
1981	60	48	.556	—	—	1,534,564	
	30	25	.545	3	-4.0	1st half	Dick Williams/
	30	23	.566	1	+0.5	2nd half	Jim Fanning
1982	86	76	.531	3	-6.0	2,318,292	Jim Fanning
1983	82	80	.506	3	-8.0	2,320,651	Bill Virdon
1984	78	83	.484	5	-18.0	1,606,531	Virdon/Fanning
1985	84	77	.522	3	-16.5	1,502,494	Buck Rodgers
1986	78	83	.484	4	-29.5	1,128,981	Buck Rodgers
1987	91	71	.562	3	-4.0	1,850,324	Buck Rodgers
1988	81	81	.500	3	-20.0	1,478,659	Buck Rodgers
1989	81	81	.500	4	-12.0	1,783,533	Buck Rodgers
1990	85	77	.525	3	-10.0	1,421,388	Buck Rodgers
1991	71	90	.441	6	26.5	978,076	Rodgers/Runnells
1992	87	75	.537	2	-9.0	1,731,566	Runnells/Alou
1993	94	68	.580	2	-3.0	1,641,437	Felipe Alou
1994	74	40	.649	1	+6.0	1,276,250	Felipe Alou
1995	66	78	.458	5	-24.0	1,309,618	Felipe Alou
1996	88	74	.543	2	-8.0	1,618,573	Felipe Alou
1997	78	84	.481	4	-23.0	1,497,609	Felipe Alou
1998	65	97	.401	4	-41.0	914,717	Felipe Alou
1999	68	94	.420	4	-35.0	773,277	Felipe Alou
2000	67	95	.414	4	-28.0	926,263	Felipe Alou
2001	68	94	.420	5	-20.0	642,748	Felipe Alou/Jeff Torborg
2002	83	79	.512	2	-19.0	812,545	Frank Robinson
2003	83	79	.512	4	-18.0	1,025,639	Frank Robinson
2004	67	95	.414	5	-29.0	748,587	Frank Robinson
EXPOS	2755	2943	.484	—	—	48,904,826	—
*** Montreal tied 4 games in 36 NL seasons ***							
2005	81	81	.500	5	-9.0	2,731,993	Frank Robinson
2006	71	91	.438	5	-26.0	2,153,056	Frank Robinson
2007	73	89	.451	4	-16.0	1,961,606	Manny Acta
2008	59	102	.366	5	-32.5	2,321,988	Manny Acta
2009	59	103	.364	5	-34.0	1,817,256	Manny Acta/Jim Riggleman
2010	69	93	.426	5	-28.0	1,828,066	Jim Riggleman
2011	80	81	.497	3	-21.5	1,940,478	Jim Riggleman/Davey Johnson
2012	98	64	.605	1	+4.0	2,370,794	Davey Johnson
2013	86	76	.531	2	-10.0	2,652,422	Davey Johnson
2014	96	66	.593	1	+17.0	2,579,389	Matt Williams
2015	83	79	.512	2	-7.0	2,619,843	Matt Williams
2016	95	67	.586	1	+8.0	2,481,938	Dusty Baker
2017	97	65	.599	1	+20.0	2,524,980	Dusty Baker
FRANCHISE	3802	4000	.487	—	—	78,888,546	—

FRANCHISE YEAR-BY-YEAR BATTING STATISTICS

YEAR	AVG	G	AB	R	H	2B	3B	HR	RBI	BB	IBB	SO	SB	CS	E
1969	.240	162	5419	582	1300	202	33	125	542	529	51	962	52	52	184
1970	.237	162	5411	687	1284	211	35	136	646	659	64	972	65	45	141
1971	.245	162	5335	622	1312	197	29	88	567	543	58	800	51	43	150
1972	.234	156	5156	513	1205	156	22	91	462	474	55	828	68	66	134
1973	.250	162	5369	668	1345	190	23	125	613	695	76	777	77	68	163
1974	.254	161	5343	662	1355	201	29	86	610	652	65	812	124	49	153
1975	.244	162	5518	601	1346	216	31	98	542	579	73	954	108	58	180
1976	.235	162	5428	531	1275	224	32	94	507	433	42	841	86	44	155
1977	.260	162	5675	665	1474	294	50	138	622	478	66	877	88	50	129
1978	.254	162	5530	633	1404	269	31	121	589	396	62	881	80	42	134
1979	.264	160	5465	701	1445	273	42	143	651	432	68	890	121	56	131
1980	.257	162	5465	694	1407	250	61	114	647	547	75	865	237	82	144
1981	.246	108	3591	443	883	146	28	81	407	368	55	498	138	40	81
1982	.262	162	5557	697	1454	270	38	133	656	503	72	816	156	56	122
1983	.264	163	5611	677	1482	297	41	102	632	509	76	733	138	44	116
1984	.251	161	5439	593	1367	242	36	96	553	470	50	782	131	38	132
1985	.247	161	5429	633	1342	242	49	118	593	492	73	880	169	77	121
1986	.254	161	5508	637	1401	255	50	110	602	537	72	1016	193	95	133
1987	.265	162	5527	741	1467	310	39	120	695	501	77	918	166	74	147
1988	.251	163	5573	628	1400	260	48	107	575	454	71	1053	189	89	142
1989	.247	162	5482	632	1353	267	30	100	587	572	83	958	160	70	136
1990	.250	162	5453	662	1363	227	43	114	607	576	67	1024	235	99	110
1991	.246	161	5412	579	1329	236	42	95	536	484	51	1056	221	100	133
1992	.252	162	5477	648	1381	263	37	102	601	463	43	976	196	63	124
1993	.257	163	5493	732	1410	270	36	122	682	542	65	860	228	56	159
1994	.278	114	4000	585	1111	246	30	108	542	379	39	669	137	36	94
1995	.259	144	4905	621	1268	265	24	118	572	400	43	901	120	49	109
1996	.262	162	5505	741	1441	297	27	148	696	492	49	1077	108	34	126
1997	.258	162	5526	691	1423	339	34	172	659	420	39	1084	75	46	132
1998	.249	162	5418	644	1348	280	32	147	602	439	31	1058	91	46	155
1999	.265	162	5559	718	1473	320	47	163	680	438	39	939	70	51	160
2000	.266	162	5535	738	1475	310	35	178	705	476	53	1048	58	48	132
2001	.253	162	5379	670	1361	320	28	131	622	478	59	1071	101	51	108
2002	.261	162	5479	735	1432	300	36	162	695	575	85	1104	118	64	139
2003	.258	162	5437	711	1404	294	25	144	682	522	58	990	100	39	102
2004	.249	162	5474	635	1361	276	27	151	605	496	51	925	109	38	99
EXPOS	.253	5,702	192,883	23,350	48,881	9215	1280	4381	21,784	18,003	2,156	32,895	4,564	2,058	4,810
2005	.252	162	5426	639	1367	311	32	117	615	491	55	1090	45	45	92
2006	.262	162	5495	746	1437	322	22	164	695	594	66	1156	123	62	131
2007	.256	162	5520	673	1415	309	31	123	646	524	38	1128	69	23	107
2008	.251	161	5491	641	1376	269	26	117	608	534	21	1095	81	43	123
2009	.258	162	5493	710	1416	271	38	156	685	617	39	1208	73	40	143
2010	.250	162	5418	655	1355	250	31	149	634	503	36	1220	110	41	127
2011	.242	161	5441	624	1319	257	22	154	594	470	40	1323	106	38	104
2012	.261	162	5615	731	1468	301	25	194	688	479	43	1325	105	35	94
2013	.251	162	5436	656	1365	259	27	161	621	464	35	1192	88	28	107
2014	.253	162	5542	686	1403	265	27	152	635	517	29	1304	101	23	100
2015	.251	162	5428	703	1363	265	13	177	665	539	38	1344	57	23	90
2016	.256	162	5490	763	1403	268	29	203	735	536	49	1252	121	39	73
2017	.266	162	5553	819	1477	311	31	215	796	542	56	1327	108	30	86
FRANCHISE	.254	7806	264,231	32,396	67,045	12,873	1,634	6,263	30,404	24,813	2,703	48,859	5,751	2,527	6,189

BOLD - Led National League



HISTORY AND RECORDS

FRANCHISE BATTING LEADERS — ALL-TIME

BATTING AVERAGE

1. Vladimir Guerrero	323
2. Tim Lincecum	301
3. José Vidro	301
4. Rondell White	293
5. Bryce Harper	285
6. Ryan Zimmerman	280
7. Warren Cromartie	280
8. Andre Dawson	280
9. Gary Carter	269
10. Andrés Galarraga	269

HITS

1. Tim Wallach	1694
2. Ryan Zimmerman	1664
3. Tim Raines	1622
4. Andre Dawson	1575
5. Gary Carter	1427
6. José Vidro	1280
7. Vladimir Guerrero	1215
8. Warren Cromartie	1063
9. Ian Desmond	917
10. Andrés Galarraga	906

TOTAL BASES

1. Ryan Zimmerman	2828
2. Tim Wallach	2728
3. Andre Dawson	2679
4. Gary Carter	2409
5. Tim Raines	2355
6. Vladimir Guerrero	2211
7. José Vidro	1953
8. Warren Cromartie	1525
9. Ian Desmond	1474
10. Andrés Galarraga	1459

SLUGGING PERCENTAGE

1. Vladimir Guerrero588
2. Bryce Harper515
3. Rondell White480
4. Ryan Zimmerman476
5. Andre Dawson476
6. José Vidro459
7. Gary Carter454
8. Tim Raines437
9. Bob Bailey437
10. Jayson Werth433

DOUBLES

1. Ryan Zimmerman	371
2. Tim Wallach	360
3. José Vidro	304
4. Andre Dawson	295
5. Tim Raines	281
6. Gary Carter	274
7. Vladimir Guerrero	226
8. Warren Cromartie	222
9. Orlando Cabrera	214
10. Larry Parrish	208

RBI

1. Ryan Zimmerman	937
2. Tim Wallach	905
3. Andre Dawson	838
4. Gary Carter	823
5. Vladimir Guerrero	702
6. Tim Raines	556
7. José Vidro	550
8. Andrés Galarraga	473
9. Bob Bailey	466
10. Larry Parrish	444

GAMES

1. Tim Wallach	1767
2. Ryan Zimmerman	1552
3. Gary Carter	1503
4. Tim Raines	1452
5. Andre Dawson	1443
6. José Vidro	1186
7. Warren Cromartie	1038
8. Vladimir Guerrero	1004
9. Larry Parrish	967
T10. Bob Bailey	951
T10. Andrés Galarraga	951

TRIPLES

1. Tim Raines	82
2. Andre Dawson	67
3. Vladimir Guerrero	34
4. Tim Wallach	31
5. Warren Cromartie	30
6. Cristian Guzman	28
T7. Delino DeShields	25
T7. Mitch Webster	25
T9. Gary Carter	24
T9. Larry Parrish	24

WALKS

1. Tim Raines	793
2. Ryan Zimmerman	583
3. Gary Carter	582
4. Tim Wallach	514
5. Bob Bailey	502
6. Bryce Harper	455
7. Jayson Werth	403
8. José Vidro	397
9. Vladimir Guerrero	381
10. Brad Wilkerson	377

RUNS

1. Tim Raines	947
2. Ryan Zimmerman	883
3. Andre Dawson	828
4. Tim Wallach	737
5. Gary Carter	707
6. Vladimir Guerrero	641
7. José Vidro	614
8. Bryce Harper	507
9. Jayson Werth	450
10. Warren Cromartie	446

HOME RUNS

1. Ryan Zimmerman	251
2. Vladimir Guerrero	234
3. Andre Dawson	225
4. Gary Carter	220
5. Tim Wallach	204
6. Bryce Harper	150
7. Bob Bailey	118
T8. Andrés Galarraga	115
T8. José Vidro	115
10. Ian Desmond	110

STOLEN BASES

1. Tim Raines	635
2. Marquis Grissom	266
3. Andre Dawson	253
4. Delino DeShields	187
5. Rodney Scott	139
6. Otis Nixon	133
7. Vladimir Guerrero	123
8. Ian Desmond	122
9. Larry Walker	98
10. Ron LeFlore	97

FRANCHISE YEAR-BY-YEAR BATTING LEADERS

BATTING AVERAGE		HOME RUNS		RBI		STOLEN BASES	
1969	Rusty Staub..... 302	1969	Rusty Staub..... 29	1969	Coco Laboy..... 83	1969	Mauzy Willis..... 15
1970	Rusty Staub..... 274	1970	Rusty Staub..... 30	1970	Rusty Staub..... 94	1970	Rusty Staub..... 12
1971	Rusty Staub..... 311	1971	Rusty Staub..... 19	1971	Rusty Staub..... 97	1971	Bob Bailey..... 13
1972	Ron Fairly..... 276	1972	Ron Fairly..... 17	1972	Ron Fairly..... 68	1972	Mike Jorgensen..... 12
1973	Run Hunt..... 309	1973	Bob Bailey..... 26	1973	Ken Singleton..... 103	1973	Mike Jorgensen..... 16
1974	Willie Davis..... 295	1974	Bob Bailey..... 20	1974	Willie Davis..... 89	1974	Larry Lintz..... 50
1975	Larry Parrish..... 274	1975	Mike Jorgensen..... 18	1975	Gary Carter..... 68	1975	Pepe Mangual..... 33
1976	Tim Foli..... 264	1976	Larry Parrish..... 11	1976	Larry Parrish..... 61	1976	Pepe Mangual..... 17
1977	Ellis Valentine..... 293	1977	Gary Carter..... 31	1977	Tony Perez..... 91	1977	Cash, Dawson..... 21
1978	Warren Cromartie..... 297	1978	Dawson/Valentine..... 25	1978	Tony Perez..... 78	1978	Andre Dawson..... 28
1979	Larry Parrish..... 307	1979	Larry Parrish..... 30	1979	Andre Dawson..... 92	1979	Rodney Scott..... 39
1980	Andre Dawson..... 308	1980	Gary Carter..... 29	1980	Gary Carter..... 101	1980	Ron LeFlore..... 97
1981	Cromartie/Raines..... 304	1981	Andre Dawson..... 24	1981	Gary Carter..... 68	1981	Tim Raines..... 71
1982	Al Oliver..... 331	1982	Gary Carter..... 29	1982	Al Oliver..... 109	1982	Tim Raines..... 78
1983	Al Oliver..... 300	1983	Andre Dawson..... 32	1983	Andre Dawson..... 113	1983	Tim Raines..... 90
1984	Tim Raines..... 309	1984	Gary Carter..... 27	1984	Gary Carter..... 106	1984	Tim Raines..... 75
1985	Tim Raines..... 320	1985	Andre Dawson..... 23	1985	Hubie Brooks..... 100	1985	Tim Raines..... 70
1986	Tim Raines..... 334	1986	Andre Dawson..... 20	1986	Andre Dawson..... 78	1986	Tim Raines..... 70
1987	Tim Raines..... 330	1987	Tim Wallach..... 26	1987	Tim Wallach..... 123	1987	Tim Raines..... 50
1988	Andrés Galarraga..... 302	1988	Andrés Galarraga..... 29	1988	Andrés Galarraga..... 92	1988	Otis Nixon..... 46
1989	Tim Raines..... 286	1989	Andrés Galarraga..... 23	1989	Andrés Galarraga..... 85	1989	Tim Raines..... 41
1990	Tim Wallach..... 296	1990	Tim Wallach..... 21	1990	Tim Wallach..... 98	1990	Otis Nixon..... 50
1991	Ivan Calderon..... 300	1991	Ivan Calderon..... 19	1991	Ivan Calderon..... 75	1991	Marquis Grissom..... 76
1992	Larry Walker..... 301	1992	Larry Walker..... 23	1992	Larry Walker..... 93	1992	Marquis Grissom..... 78
1993	Marquis Grissom..... 298	1993	Larry Walker..... 22	1993	Marquis Grissom..... 95	1993	Marquis Grissom..... 53
1994	Moises Alou..... 339	1994	Moises Alou..... 22	1994	Larry Walker..... 86	1994	Marquis Grissom..... 36
1995	David Segui..... 309	1995	Alou/Berry/Tarasco..... 14	1995	Mike Lansing..... 62	1995	Mike Lansing..... 27
1996	Mark Grudzielanek..... 306	1996	Henry Rodriguez..... 36	1996	Henry Rodriguez..... 103	1996	Mark Grudzielanek..... 33
1997	David Segui..... 307	1997	Rondell White..... 28	1997	Henry Rodriguez..... 83	1997	Mark Grudzielanek..... 25
1998	Vladimir Guerrero..... 324	1998	Vladimir Guerrero..... 38	1998	Vladimir Guerrero..... 109	1998	T.Jones/R.White..... 16
1999	Vladimir Guerrero..... 316	1999	Vladimir Guerrero..... 42	1999	Vladimir Guerrero..... 131	1999	Manny Martinez..... 19
2000	Vladimir Guerrero..... 345	2000	Vladimir Guerrero..... 44	2000	Vladimir Guerrero..... 123	2000	Peter Bergeron..... 11
2001	José Vidro..... 319	2001	Vladimir Guerrero..... 34	2001	Vladimir Guerrero..... 108	2001	Vladimir Guerrero..... 37
2002	Vladimir Guerrero..... 336	2002	Vladimir Guerrero..... 39	2002	Vladimir Guerrero..... 111	2002	Vladimir Guerrero..... 40
2003	Vladimir Guerrero..... 330	2003	Vladimir Guerrero..... 25	2003	Orlando Cabrera..... 80	2003	Orlando Cabrera..... 24
2004	Juan Rivera..... 307	2004	Wilerson/Batista..... 32	2004	Tony Batista..... 110	2004	Endy Chavez..... 32
2005	Nick Johnson..... 289	2005	Jose Guillen..... 24	2005	Jose Guillen..... 76	2005	Cristian Guzman..... 9
2006	Nick Johnson..... 290	2006	Alfonso Soriano..... 46	2006	Ryan Zimmerman..... 110	2006	Alfonso Soriano..... 41
2007	Dmitri Young..... 320	2007	Ryan Zimmerman..... 24	2007	Ryan Zimmerman..... 91	2007	Felipe Lopez..... 24
2008	Cristian Guzman..... 316	2008	Zimmerman/Milledge..... 14	2008	Lastings Milledge..... 61	2008	Lastings Milledge..... 24
2009	Ryan Zimmerman..... 292	2009	Adam Dunn..... 38	2009	Ryan Zimmerman..... 106	2009	Nyjer Morgan..... 24
2010	Ryan Zimmerman..... 307	2010	Adam Dunn..... 38	2010	Adam Dunn..... 103	2010	Nyjer Morgan..... 34
2011	Michael Morse..... 303	2011	Michael Morse..... 31	2011	Michael Morse..... 95	2011	Ian Desmond..... 25
2012	Jayson Werth..... 300	2012	Adam LaRoche..... 33	2012	Adam LaRoche..... 100	2012	Ian Desmond..... 21
2013	Jayson Werth..... 318	2013	Ryan Zimmerman..... 26	2013	Jayson Werth..... 82	2013	Ian Desmond..... 21
2014	Denard Span..... 302	2014	Adam LaRoche..... 26	2014	Adam LaRoche..... 92	2014	Denard Span..... 31
2015	Bryce Harper..... 330	2015	Bryce Harper..... 42	2015	Bryce Harper..... 99	2015	Michael A. Taylor..... 16
2016	Daniel Murphy..... 347	2016	Daniel Murphy..... 25	2016	Daniel Murphy..... 104	2016	Trea Turner..... 33
2017	Daniel Murphy..... 322	2017	Ryan Zimmerman..... 36	2017	Ryan Zimmerman..... 108	2017	Trea Turner..... 46

BOLD - Led National League



HISTORY AND RECORDS

FRANCHISE BATTING — SINGLE SEASON

BATTING AVERAGE

1.	Daniel Murphy	.347	2016
2.	Vladimir Guerrero	.345	2000
3.	Moises Alou	.339	1994
4.	Vladimir Guerrero	.336	2002
5.	Tim Raines	.334	1986
6.	Al Oliver	.331	1982
7.	Tim Raines	.330	1987
8.	Bryce Harper	.330	2015
9.	José Vidro	.330	2000
10.	Vladimir Guerrero	.324	1998

GAMES

T1.	Ryan Zimmerman	162	2007
T1.	Orlando Cabrera	162	2003
T1.	Orlando Cabrera	162	2001
T1.	Warren Cromartie	162	1980
T1.	Ken Singleton	162	1973
T1.	Rusty Staub	162	1971
T7.	Vladimir Guerrero	161	2002
T7.	Austin Kearns	161	2007
T7.	Tim Wallach	161	1990
T10.	MANY PLAYERS	160	—

AT-BATS

1.	Warren Cromartie	659	1979
2.	Dave Cash	658	1978
3.	Mark Grudzielanek	657	1996
T4.	Ryan Zimmerman	653	2007
T4.	Marquis Grissom	653	1992
6.	Dave Cash	650	1977
7.	Mark Grudzielanek	649	1997
T8.	Alfonso Soriano	647	2006
T8.	Tim Raines	647	1982
10.	Mike Lansing	641	1996

RUNS

1.	Tim Raines	133	1983
2.	Tim Raines	123	1987
3.	Alfonso Soriano	119	2006
4.	Bryce Harper	118	2015
5.	Tim Raines	115	1985
6.	Brad Wilkerson	112	2004
8.	Anthony Rendon	111	2014
8.	Ryan Zimmerman	110	2009
9.	Vladimir Guerrero	108	1998
T10.	Andre Dawson	107	1982
T10.	Vladimir Guerrero	107	2001

HITS

1.	Vladimir Guerrero	206	2002
2.	Al Oliver	204	1982
3.	Vladimir Guerrero	202	1998
4.	Mark Grudzielanek	201	1996
5.	José Vidro	200	2000
6.	Vladimir Guerrero	197	2000
7.	Tim Raines	194	1986
8.	Bryce Harper	193	1999
9.	Tim Raines	192	1984
10.	José Vidro	190	2002

DOUBLES

1.	Mark Grudzielanek	54	1997
2.	José Vidro	51	2000
T3.	Ryan Zimmerman	47	2006
T3.	Daniel Murphy	47	2016
T3.	Orlando Cabrera	47	2003
T6.	Nick Johnson	46	2006
T6.	Warren Cromartie	46	1979
T8.	Vladimir Guerrero	45	2001
T8.	José Vidro	45	1999
T8.	Mike Lansing	45	1997

TRIPLES

T1.	Mitch Webster	13	1986
T1.	Tim Raines	13	1985
T1.	Rodney Scott	13	1980
4.	Andre Dawson	12	1979
T5.	Denard Span	11	2013
T5.	Vladimir Guerrero	11	2000
T5.	Ron LeFlore	11	1980
T8.	Tim Raines	10	1986
T8.	Andre Dawson	10	1983
T10.	MANY PLAYERS	9	—

HOME RUNS

1.	Alfonso Soriano	46	2006
2.	Vladimir Guerrero	44	2000
T3.	Bryce Harper	42	2015
T3.	Vladimir Guerrero	42	1999
5.	Vladimir Guerrero	39	2002
T5.	Adam Dunn	38	2010
T5.	Adam Dunn	38	2009
T5.	Vladimir Guerrero	38	1998
T9.	Ryan Zimmerman	36	2017
T9.	Henry Rodriguez	36	1996

TOTAL BASES

1.	Vladimir Guerrero	379	2000
2.	Vladimir Guerrero	367	1998
3.	Vladimir Guerrero	366	1999
4.	Vladimir Guerrero	364	2002
5.	Alfonso Soriano	362	2006
6.	Andre Dawson	341	1983
7.	Vladimir Guerrero	339	2001
8.	Bryce Harper	338	2015
9.	Andrés Galarraga	329	1988
10.	José Vidro	327	2000

RBI

1.	Vladimir Guerrero	131	1999
T2.	Vladimir Guerrero	123	2000
T2.	Tim Wallach	123	1987
4.	Andre Dawson	113	1983
5.	Vladimir Guerrero	111	2002
T6.	Ryan Zimmerman	110	2006
T6.	Tony Batista	110	2004
T8.	Vladimir Guerrero	109	1998
T8.	Al Oliver	109	1982
T10.	Ryan Zimmerman	108	2017
T10.	Vladimir Guerrero	108	2001

WALKS

1.	Bryce Harper	124	2015
2.	Ken Singleton	123	1973
3.	Adam Dunn	116	2009
4.	Rusty Staub	112	1970
T5.	Nick Johnson	110	2006
T5.	Rusty Staub	110	1969
7.	Bryce Harper	108	2016
8.	Brad Wilkerson	106	2004
9.	Bob Bailey	100	1974
T10.	Tim Raines	97	1983
T10.	Bob Bailey	97	1971

STOLEN BASES

1.	Ron LeFlore	97	1980
2.	Tim Raines	90	1983
3.	Marquis Grissom	78	1992
4.	Tim Raines	78	1982
5.	Marquis Grissom	76	1991
6.	Tim Raines	75	1984
7.	Tim Raines	71	1981
8.	Tim Raines	70	1985
9.	Tim Raines	70	1986
10.	Rodney Scott	63	1980

BOLD - Led National League

FRANCHISE YEAR-BY-YEAR PITCHING STATISTICS

YEARS	W	L	ERA	G	CG	SHO	SV	IP	H	R	ER	HR	BB	IBB	SO
1969	52	110	4.33	162	26	8	21	1426.0	1429	791	686	145	702	76	973
1970	73	89	4.50	162	29	10	32	1438.2	1434	807	720	162	716	76	914
1971	71	90	4.11	162	49	8	25	1434.1	1418	729	656	133	658	73	829
1972	70	86	3.59	156	39	11	23	1401.1	1281	609	559	103	579	60	888
1973	79	83	3.71	162	26	6	38	1451.2	1356	702	599	128	681	74	866
1974	79	82	3.60	161	35	8	27	1429.0	1340	657	571	99	544	52	822
1975	75	87	3.72	162	30	12	25	1480.0	1448	690	612	102	665	63	831
1976	55	107	3.99	162	26	10	21	1440.0	1442	734	639	89	659	75	783
1977	75	87	4.01	162	31	11	33	1481.0	1426	736	660	135	579	49	856
1978	76	86	3.42	162	42	13	32	1446.0	1332	611	550	117	572	51	740
1979	95	65	3.14	160	33	18	39	1447.1	1379	581	505	116	450	51	813
1980	90	72	3.48	162	33	15	36	1456.2	1447	629	563	100	460	41	823
1981	60	48	3.30	108	20	12	23	975.0	902	394	357	58	268	21	520
1982	86	76	3.31	162	34	10	43	1461.0	1371	616	538	110	448	49	936
1983	82	80	3.58	163	38	15	34	1471.0	1406	646	585	120	479	50	899
1984	78	83	3.31	161	19	10	48	1431.0	1333	585	526	114	474	54	861
1985	84	77	3.55	161	13	13	53	1457.0	1346	636	574	99	509	70	870
1986	78	83	3.78	161	15	9	50	1466.1	1350	688	616	119	566	61	1051
1987	91	71	3.92	162	16	8	50	1450.1	1428	720	631	145	446	45	1012
1988	81	81	3.08	163	18	12	43	1482.0	1310	592	508	122	476	61	923
1989	81	81	3.48	162	20	13	35	1468.1	1344	630	567	120	519	62	1059
1990	85	77	3.37	162	18	11	50	1473.1	1349	598	551	127	510	76	991
1991	71	90	3.64	161	12	14	39	1440.1	1304	655	583	111	584	42	909
1992	87	75	3.25	162	11	14	49	1468.0	1296	581	530	92	525	41	1014
1993	94	68	3.55	163	8	7	61	1456.2	1369	682	574	119	521	38	934
1994	74	40	3.56	114	4	8	46	1036.2	970	454	410	100	288	28	805
1995	66	78	4.11	144	7	9	42	1283.2	1286	638	586	128	416	26	950
1996	88	74	3.78	162	11	7	43	1441.1	1353	668	605	152	482	33	1206
1997	78	84	4.14	162	27	14	37	1447.0	1365	740	665	149	557	45	1138
1998	65	97	4.38	162	4	5	39	1427.0	1448	783	695	156	533	39	1017
1999	68	94	4.69	162	6	4	44	1434.1	1505	853	748	152	572	39	1043
2000	67	95	5.13	162	4	7	39	1424.2	1575	902	812	181	579	40	1011
2001	68	94	4.68	162	5	11	28	1431.1	1509	812	745	190	525	40	1103
2002	83	79	3.97	162	9	3	39	1453.0	1475	718	641	165	508	80	1088
2003	83	79	4.01	162	15	10	42	1437.2	1467	716	640	181	463	51	1028
2004	67	95	4.33	162	11	11	31	1447.0	1277	769	696	191	582	78	1032
EXPOS	2755	2943	3.82	5702	744	367	1360	51096.0	49070	24352	21703	4630	19095	1910	33538
2005	81	81	3.87	162	4	9	51	1458.0	1456	673	627	140	539	77	997
2006	71	91	5.03	162	1	3	32	1436.1	1535	872	803	193	584	93	960
2007	73	89	4.58	162	0	6	46	1446.2	1502	783	736	187	580	44	931
2008	59	102	4.66	161	2	8	28	1434.0	1496	825	742	190	588	44	1063
2009	59	103	5.00	162	6	3	33	1424.1	1533	874	791	173	629	59	911
2010	69	93	4.13	162	2	5	37	1435.0	1469	742	659	151	512	57	1068
2011	80	81	3.58	161	3	10	49	1449.1	1403	643	577	129	477	43	1049
2012	98	64	3.33	162	3	9	51	1468.1	1296	594	543	129	497	32	1325
2013	86	76	3.59	162	6	13	47	1445.2	1367	626	576	142	405	17	1236
2014	96	66	3.03	162	5	19	45	1470.2	1351	555	495	110	352	26	1288
2015	83	79	3.62	162	4	13	41	1434.2	1366	635	577	145	364	37	1342
2016	95	67	3.51	162	1	12	46	1459.2	1272	612	570	155	468	43	1476
2017	97	65	3.88	162	3	5	46	1446.2	1300	672	623	189	495	39	1457
FRANCHISE	3802	4000	3.86	7806	784	482	1912	69905.2	67616	33458	30009	6663	25585	2522	48641

BOLD - Led National League



HISTORY AND RECORDS

FRANCHISE PITCHING LEADERS — ALL-TIME

GAMES PITCHED

1. Tim Burke	425
2. Tyler Clippard	414
3. Steve Rogers	399
4. Mel Rojas	388
5. Jeff Reardon	359
6. Drew Storen	355
7. Luis Ayala	320
8. Chad Cordero	305
9. Woodie Fryman	297
10. Ugueth Urbina	296

GAMES STARTED

1. Steve Rogers	393
2. Dennis Martinez	233
3. Liván Hernandez	197
4. Bryn Smith	193
5. Steve Renko	192
6. Javier Vazquez	191
7. Gio Gonzalez	186
8. Stephen Strasburg	184
9. Jordan Zimmermann	178
10. Bill Gullickson	170

ERA (MIN 500.0 IP)

1. Tim Burke	2.61
2. Max Scherzer	2.76
3. Jeff Reardon	2.84
4. Ken Hill	3.04
5. Pedro Martinez	3.06
6. Dennis Martinez	3.06
7. Stephen Strasburg	3.07
8. Dan Schatzeder	3.09
9. Mel Rojas	3.11
10. Steve Rogers	3.17

WINS

1. Steve Rogers	158
2. Dennis Martinez	100
3. Stephen Strasburg	84
4. Bryn Smith	81
5. Gio Gonzalez	79
6. Bill Gullickson	72
7. Liván Hernandez	70
T7. Jordan Zimmermann	70
9. Steve Renko	68
10. Javier Vazquez	64

INNINGS

1. Steve Rogers	2837.2
2. Dennis Martinez	1609.0
3. Bryn Smith	1400.1
4. Steve Renko	1359.1
5. Liván Hernandez	1317.0
6. Javier Vazquez	1229.1
7. Bill Gullickson	1186.1
8. Gio Gonzalez	1107.2
9. Stephen Strasburg	1099.2
10. Jordan Zimmermann	1094.0

STRIKEOUTS

1. Steve Rogers	1,621
2. Stephen Strasburg	1,288
3. Gio Gonzalez	1,089
4. Javier Vazquez	1,076
5. Dennis Martinez	973
6. Jordan Zimmermann	903
7. Pedro Martinez	843
8. Liván Hernandez	840
9. Bryn Smith	838
10. Bill Stoneman	831

LOSSES

1. Steve Rogers	152
2. Steve Renko	82
T3. Liván Hernandez	72
T3. Dennis Martinez	72
T3. Bill Stoneman	72
6. Bryn Smith	71
7. Javier Vazquez	68
8. Bill Gullickson	61
9. Tony Armas Jr.	60
10. Gio Gonzalez	54

COMPLETE GAMES

1. Steve Rogers	129
2. Bill Stoneman	46
3. Dennis Martinez	41
4. Steve Renko	40
5. Bill Gullickson	31
6. Scott Sanderson	24
7. Liván Hernandez	23
T8. Carl Morton	22
T8. Charlie Lea	22
T8. Mike Torrez	22

WALKS ALLOWED

1. Steve Rogers	876
2. Steve Renko	624
3. Bill Stoneman	535
4. Gio Gonzalez	415
5. Dennis Martinez	407
6. Liván Hernandez	402
7. Tony Armas Jr.	392
7. Bryn Smith	341
9. Javier Vazquez	331
10. Mike Torrez	303

SAVES

1. Jeff Reardon	152
2. Chad Cordero	128
3. Ugueth Urbina	125
4. Mel Rojas	109
5. John Wetteland	105
6. Tim Burke	101
7. Drew Storen	95
T8. Mike Marshall	75
T8. Rafael Soriano	75
10. Woodie Fryman	52

SHUTOUTS

1. Steve Rogers	37
2. Bill Stoneman	15
3. Dennis Martinez	13
T4. Woodie Fryman	8
T4. Charlie Lea	8
T4. Pedro Martinez	8
T4. Scott Sanderson	8
T4. Bryn Smith	8
T9. MANY PLAYERS	6

HOME RUNS ALLOWED

1. Javier Vazquez	155
2. Steve Rogers	151
3. Steve Renko	141
4. Liván Hernandez	135
5. Dennis Martinez	126
6. Bryn Smith	108
7. Jordan Zimmermann	104
8. Tony Armas Jr.	102
9. Stephen Strasburg	101
10. Bill Stoneman	99

FRANCHISE YEAR-BY-YEAR PITCHING LEADERS

WINS		SAVES		ERA		STRIKEOUTS	
1969	Bill Stoneman.....11	1969	Dan McGinn.....6	1969	Jerry Robertson.....3.95	1969	Bill Stoneman.....185
1970	Carl Morton.....18	1970	Claude Raymond.....23	1970	Carl Morton.....3.60	1970	Bill Stoneman.....176
1971	Bill Stoneman.....17	1971	Mike Marshall.....23	1971	Bill Stoneman.....3.15	1971	Bill Stoneman.....251
1972	Mike Torrez.....16	1972	Mike Marshall.....18	1972	Bill Stoneman.....2.98	1972	Bill Stoneman.....171
1973	Steve Renko.....15	1973	Mike Marshall.....31	1973	Mike Marshall.....2.66	1973	Steve Renko.....164
1974	Rogers, Torres.....15	1974	Chuck Taylor.....11	1974	Dennis Blair.....3.27	1974	Steve Rogers.....154
1975	Dale Murray.....15	1975	Dale Murray.....9	1975	Dan Warthen.....3.11	1975	Steve Rogers.....137
1976	Woodie Fryman.....13	1976	Dale Murray.....13	1976	Steve Rogers.....3.21	1976	Steve Rogers.....150
1977	Steve Rogers.....17	1977	Joe Kerrigan.....11	1977	Steve Rogers.....3.10	1977	Steve Rogers.....206
1978	Ross Grimsley.....20	1978	Mike Garman.....13	1978	Steve Rogers.....2.47	1978	Steve Rogers.....126
1979	Bill Lee.....16	1979	Elias Sosa.....18	1979	Dan Schatzeder.....2.83	1979	Steve Rogers.....143
1980	Rogers/Sanderson.....16	1980	Woodie Fryman.....7	1980	Steve Rogers.....2.98	1980	Steve Rogers.....147
1981	Steve Rogers.....12	1981	Barry Fryman.....17	1981	Bill Gullickson.....2.81	1981	Bill Gullickson.....115
1982	Steve Rogers.....19	1982	Jeff Reardon.....26	1982	Steve Rogers.....*2.40	1982	Steve Rogers.....179
1983	Gullickson/Rogers.....17	1983	Jeff Reardon.....21	1983	Charlie Lea.....3.12	1983	Steve Rogers.....146
1984	Charlie Lea.....15	1984	Jeff Reardon.....23	1984	Charlie Lea.....2.80	1984	Charlie Lea.....123
1985	Bryn Smith.....18	1985	Jeff Reardon.....41	1985	Bryn Smith.....2.91	1985	Bryn Smith.....127
1986	Floyd Youmans.....13	1986	Jeff Reardon.....35	1986	Floyd Youmans.....3.53	1986	Floyd Youmans.....202
1987	Neal Heaton.....13	1987	Tim Burke.....18	1987	Bob Sebra.....4.42	1987	Bob Sebra.....156
1988	Dennis Martinez.....15	1988	Tim Burke.....18	1988	Pascual Perez.....2.44	1988	Pascual Perez.....131
1989	Dennis Martinez.....16	1989	Tim Burke.....28	1989	Mark Langston.....2.39	1989	Mark Langston.....175
1990	Bill Sampen.....12	1990	Tim Burke.....10	2000	Oil Can Boyd.....2.93	1990	Dennis Martinez.....156
1991	Dennis Martinez.....14	1991	Barry Jones.....23	1991	Dennis Martinez.....2.39	1991	Dennis Martinez.....123
1992	Martinez/Hill.....16	1992	John Wetteland.....37	1992	Dennis Martinez.....2.47	1992	Ken Hill.....150
1993	Dennis Martinez.....15	1993	John Wetteland.....43	1993	Ken Hill.....3.23	1993	Jeff Fassero.....140
1994	Ken Hill.....16	1994	John Wetteland.....25	1994	Jeff Fassero.....2.99	1994	Pedro Martinez.....142
1995	Pedro Martinez.....14	1995	Mel Rojas.....30	1995	Pedro Martinez.....3.51	1995	Pedro Martinez.....174
1996	Jeff Fassero.....15	1996	Mel Rojas.....36	1996	Jeff Fassero.....3.30	1996	Fassero/Martinez.....222
1997	Pedro Martinez.....17	1997	Ugueth Urbina.....27	1997	Pedro Martinez.....1.90	1997	Pedro Martinez.....305
1998	Dustin Hermanson.....14	1998	Ugueth Urbina.....34	1998	Dustin Hermanson.....3.13	1998	Dustin Hermanson.....154
1999	Hermanson/Vazquez.....9	1999	Ugueth Urbina.....41	1999	Dustin Hermanson.....4.20	1999	Dustin Hermanson.....145
2000	Dustin Hermanson.....12	2000	Steve Kline.....14	2000	Javier Vazquez.....4.05	2000	Javier Vazquez.....196
2001	Javier Vazquez.....16	2001	Ugueth Urbina.....15	2001	Javier Vazquez.....3.42	2001	Javier Vazquez.....208
2002	Tomo Ohka.....13	2002	Scott Stewart.....17	2002	Tomo Ohka.....3.18	2002	Javier Vazquez.....179
2003	Livan Hernandez.....15	2003	Rocky Biddle.....34	2003	Livan Hernandez.....3.20	2003	Javier Vazquez.....241
2004	Livan Hernandez.....11	2004	Chad Cordero.....14	2004	Livan Hernandez.....3.60	2004	Livan Hernandez.....186
2005	Livan Hernandez.....15	2005	Chad Cordero.....47	2005	John Patterson.....3.13	2005	John Patterson.....185
2006	Ramon Ortiz.....11	2006	Chad Cordero.....29	2006	Ramon Ortiz.....5.57	2006	Livan Hernandez.....104
2007	Jon Rauch.....8	2007	Chad Cordero.....37	2007	Matt Chico.....4.63	2007	Matt Chico.....94
2008	Tim Redding.....10	2008	Jon Rauch.....17	2008	John Lannan.....3.91	2008	Tim Redding.....120
2009	John Lannan.....9	2009	Mike MacDougal.....20	2009	John Lannan.....3.88	2009	Jordan Zimmermann.....92
2010	Tyler Clippard.....11	2010	Matt Capps.....26	2010	Livan Hernandez.....3.66	2010	Livan Hernandez.....114
2011	John Lannan.....10	2011	Drew Storen.....43	2011	Jordan Zimmermann.....3.18	2011	Jordan Zimmermann.....124
2012	Gio Gonzalez.....21	2012	Tyler Clippard.....32	2012	Gio Gonzalez.....2.89	2012	Gio Gonzalez.....207
2013	Jordan Zimmermann.....19	2013	Rafael Soriano.....43	2013	Stephen Strasburg.....3.00	2013	Gio Gonzalez.....192
2014	Doug Fister.....16	2014	Rafael Soriano.....32	2014	Doug Fister.....2.41	2014	Stephen Strasburg.....242
2015	Max Scherzer.....14	2015	Drew Storen.....29	2015	Max Scherzer.....2.79	2015	Max Scherzer.....276
2016	Max Scherzer.....20	2016	Jonathan Papelbon.....19	2016	Tanner Roark.....2.83	2016	Max Scherzer.....284
2017	Max Scherzer.....16	2017	Sean Doolittle.....21	2017	Max Scherzer.....2.51	2017	Max Scherzer.....268

BOLD - Led National League



HISTORY AND RECORDS

FRANCHISE PITCHING LEADERS — SINGLE SEASON

GAMES

1. Mike Marshall.....	92	1973
2. Jon Rauch.....	88	2007
T3. Jon Rauch.....	85	2006
T3. Saul Rivera.....	85	2007
5. Graeme Lloyd.....	84	2001
6. Steve Kline.....	83	2000
7. Steve Kline.....	82	1999
T8. Luis Ayala.....	81	2004
T8. Dale Murray.....	81	1976
T10. Gary Majewski.....	79	2005
T10. Anthony Telford.....	79	1999

WINS

1. Gio Gonzalez.....	21	2012
T2. Max Scherzer.....	20	2016
T2. Ross Grimsley.....	20	1978
T4. Jordan Zimmermann.....	19	2013
T4. Steve Rogers.....	19	1982
T6. Carl Morton.....	18	1970
T6. Bryn Smith.....	18	1985
T8. Pedro Martinez.....	17	1997
T8. Bill Stoneman.....	17	1971
T8. Steve Rogers.....	17	1977
T8. Steve Rogers.....	17	1983
T8. Bill Gullickson.....	17	1983

LOSSES

1. Steve Rogers.....	22	1974
2. Bill Stoneman.....	19	1969
3. Carl Morton.....	18	1971
4. Steve Rogers.....	17	1976
T5. Ramon Ortiz.....	16	2006
T5. Steve Rogers.....	16	1977
T5. Bill Stoneman.....	16	1971
T5. Steve Renko.....	16	1974
T5. Balor Moore.....	16	1973
T5. Jerry Robertson.....	16	1969

SAVES

1. Chad Cordero.....	47	2005
T2. Rafael Soriano.....	43	2013
T2. Drew Storen.....	43	2011
T2. John Wetteland.....	43	1993
T5. Jeff Reardon.....	41	1985
T5. Ugueth Urbina.....	41	1999
T7. Chad Cordero.....	37	2007
T7. John Wetteland.....	37	1992
9. Mel Rojas.....	36	1996
10. Jeff Reardon.....	35	1986

GAMES STARTED

1. Steve Rogers.....	40	1977
2. Bill Stoneman.....	39	1971
3. Steve Rogers.....	38	1974
T4. Carl Morton.....	37	1970
T4. Steve Rogers.....	37	1980
T4. Steve Renko.....	37	1971
T4. Steve Rogers.....	37	1979
T8. Steve Rogers.....	36	1983
T8. Ross Grimsley.....	36	1978
T8. Bill Stoneman.....	36	1969

INNINGS

1. Steve Rogers.....	301.2	1977
2. Bill Stoneman.....	294.2	1971
3. Carl Morton.....	284.2	1970
4. Steve Rogers.....	281.0	1980
5. Steve Rogers.....	277.0	1982
6. Steve Renko.....	275.2	1971
7. Steve Rogers.....	273.0	1983
8. Ross Grimsley.....	263.0	1978
9. Livan Hernandez.....	255.0	2004
10. Steve Rogers.....	253.2	1974

INNINGS (RELIEVERS ONLY)

1. Mike Marshall.....	179.0	1973
2. Dan McGinn.....	132.1	1969
T3. Andy McGaffigan.....	120.1	1987
T3. Tim Burke.....	120.1	1985
5. Mike Marshall.....	116.0	1972
6. Dale Murray.....	113.1	1976
T7. Dale Murray.....	111.1	1975
T7. Mike Marshall.....	111.1	1971
9. Jeff Reardon.....	109.0	1982
10. Chuck Taylor.....	107.2	1974

COMPLETE GAMES

1. Bill Stoneman.....	20	1971
2. Ross Grimsley.....	19	1978
3. Steve Rogers.....	17	1977
T4. Steve Rogers.....	14	1980
T4. Steve Rogers.....	14	1982
T6. Steve Rogers.....	13	1979
T6. Steve Rogers.....	13	1983
T6. Bill Stoneman.....	13	1972
T6. Mike Torrez.....	13	1972
T6. Pedro Martinez.....	13	1997

SHUTOUTS

T1. Steve Rogers.....	5	1979
T1. Steve Rogers.....	5	1983
T1. Dennis Martinez.....	5	1991
T1. Bill Stoneman.....	5	1969
T1. Carlos Perez.....	5	1997
T6. MANY PITCHERS.....	4	—

ERA

1. Pedro Martinez.....	1.90	1997
2. Dennis Martinez.....	2.39	1991
3. Mark Langston.....	2.39	1989
4. Steve Rogers.....	2.40	1982
5. Doug Fister.....	2.41	2014
6. Pascual Perez.....	2.44	1988
7. Dennis Martinez.....	2.47	1992
8. Steve Rogers.....	2.47	1978
9. Max Scherzer.....	2.51	2017
10. Stephen Strasburg.....	2.52	2017

STRIKEOUTS

1. Pedro Martinez.....	305	1997
2. Max Scherzer.....	284	2016
3. Max Scherzer.....	276	2015
4. Max Scherzer.....	268	2017
5. Bill Stoneman.....	251	1971
6. Stephen Strasburg.....	242	2014
7. Javier Vazquez.....	241	2003
T8. Pedro Martinez.....	222	1996
T8. Jeff Fassero.....	222	1996
10. Javier Vazquez.....	208	2001

HOME RUNS ALLOWED

T1. Max Scherzer.....	31	2016
T1. Ramon Ortiz.....	31	2006
T1. Javier Vazquez.....	31	1998
T4. Dan Haren.....	28	2013
T4. Javier Vazquez.....	28	2003
T4. Javier Vazquez.....	28	2002
T7. MANY PITCHERS.....	27	—

BOLD - Led National League

HISTORY AND RECORDS

MONTREAL EXPOS ALL-TIME ROSTER (1969-2004)

Note: 620 players appeared in at least one game with the Montreal Expos in 36 seasons from 1969-2004.

- A (17)**
- ALCALA, Santo.....1977
 - ALDRED, Scott.....1993
 - ALDRETE, Mike.....1989-90
 - ALLEN, Bernie.....1973
 - ALMON, Bill.....1980
 - ALMONTE, Hector.....2003
 - ALOU, Felipe.....1973
 - ALOU, Moises.....1990-96
 - ALVAREZ, Yavo.....1995-96
 - ANDERSON, Scott.....1990
 - ANDREWS, Shane.....1995-99
 - AQUINO, Luis.....1995
 - ARMAS JR., Tony.....1999-04
 - AUCION, Derek.....1996
 - ATKINSON, Bill.....1976-79
 - AYLA, Bobby.....1999
 - AYALA, Luis.....2003-04
- B (54)**
- BAHNSEN, Stan.....1977-81
 - BAILEY, Bob.....1969-75
 - BARBERIE, Bret.....1991-92
 - BARGAR, Greg.....1983-84
 - BARNES, Brian.....1990-93
 - BARNES, Skeeter.....1981
 - BARRETT, Michael.....1998-03
 - BARRETT, Tim.....1988
 - BARRON, Tony.....1996
 - BASS, Randy.....1979
 - BATEMAN, John.....1969-72
 - BATISTA, Miguel.....1998-00
 - BATISTA, Tony.....2004
 - BELL, Juan.....1994
 - BELTRAN, Francis.....2004
 - BELTRAN, Rigo.....2004
 - BENAVIDES, Freddie.....1994
 - BENITEZ, Yamil.....1995-96
 - BENNETT, Shayne.....1997-99
 - BENITZ, Chad.....2004
 - BERGERON, Peter.....1999-02, 2004
 - BERNAZARD, Tony.....1979-80
 - BERRY, Sean.....1992-95
 - BIDDLE, Rocky.....2003-04
 - BITTNER, Larry.....1974-76
 - BILARDELLO, Dann.....1986
 - BLACKWELL, Tim.....1977, 1982-83
 - BLAIR, Dennis.....1974-76
 - BLANK, Matt.....2000-01
 - BLUM, Geoff.....1999-01
 - BOCCABELLA, John.....1969-73
 - BOLOCK, Frank.....1993
 - BOSCH, Don.....1969
 - BOSKIE, Shawn.....1998
 - BOTTENFIELD, Kent.....1992-93
 - BOUCHER, Denis.....1993-94
 - BOYD, Oil Can.....1990-91
 - BRADLEY, Milton.....2000-01
 - BRAND, Ron.....1969-71
 - BREEDEN, Hal.....1972-75
 - BREINING, Fred.....1984
 - BRIIGGS, Dan.....1981
 - BRITTON, Jim.....1971
 - BROOKS, Hubie.....1989-89
 - BROWER, Jim.....2002
 - BROWN, Curt.....1986-87
 - BROWN, Curtis.....1973
 - BROWN, Jackie.....1977
 - BULLINGER, Jim.....1997
 - BULLINGER, Kirk.....1998
 - BULLOCK, Eric.....1990-92
 - BURKE, Tim.....1985-91
 - BURRIS, Ray.....1981-83
 - BUTERA, Sal.....1984-85
- C (38)**
- CABRERA, Orlando.....1998-04
 - CALDERON, Ivan.....1991-92
 - CALLOWAY, Ron.....2003-04
 - CAMPBELL, Bill.....1987
 - CANDELE, Casey.....1986-88
 - CANDELLARIA, John.....1989
 - CARRITHERS, Don.....1974-76
 - CARROLL, Jamey.....2002-04
 - CARTER, Gary.....1974-84, 1992
 - CASH, Dave.....1977-79
 - CASKEY, Craig.....1973
 - CEPICKY, Matt.....2002-04
 - CERONE, Rick.....1992
 - CHAVEZ, Endy.....2002-04

- CHAVEZ, Raul.....1996-97
 - CHURCH, Ryan.....2004
 - CHEM, Bruce.....2002
 - CIANROCCO, Archi.....1992-93
 - CLENDENON, Donn.....1969
 - CLINE, Ty.....1969-70
 - COGGIN, Scott.....1975
 - COLBERT, Nate.....1975-76
 - COLBRUNN, Greg.....1992-93
 - COLLINS, Kevin.....1969
 - COLLIER, Lou.....2002
 - COLON, Bartolo.....2002
 - COQUILLETTE, Trace.....1999-00
 - CORCORAN, Roy.....2003-04
 - CORDERO, Chad.....2003-04
 - CORDERO, Wil.....1992-95, 2002-03
 - CORMIER, Rhea.....1996-97
 - CORNELIUS, Reid.....1995
 - COSTELLO, John.....1990
 - COX, Darron.....1999
 - COX, Jim.....1973-76
 - CROMARTIE, Warren.....1974, 1976-83
 - CROWLEY, Terry.....1983
 - CUBILLAN, Darwin.....2001
- D (28)**
- DAAL, Omar.....1996-97
 - D'ACQUISTO, John.....1980
 - DARENSBOURG, Vic.....2003
 - DARLING, Ron.....1991
 - DAUGHERTY, Jack.....1987
 - DAVIS, Willie.....1974
 - DAWSON, Andre.....1976-86
 - DAV, Boots.....1970-74
 - DAY, Zach.....2002-04
 - DEHART, Rick.....1997-99
 - De La ROSA, Tomas.....2000-01
 - DeLEON, Jose.....1995
 - DeMOLA, Don.....1974-75
 - DeSHELDS, Delino.....1990-93
 - DIAZ, Einar.....2004
 - DILLMAN, Bill.....1970
 - DILONE, Miguel.....1984-85
 - DIXON, Tom.....1983
 - DOPSON, John.....1985, 1988
 - DOWNS, Scott.....2000, 2003-04
 - DREW, Tim.....2002-03
 - DRIESSEN, Dan.....1984-85
 - DUCY, Rob.....2001
 - DUES, Hal.....1977-78, 1980
 - DUNNING, Steve.....1976
 - DWYER, Jim.....1975-76, 1989
 - DYER, Duffy.....1979
 - DYER, Mike.....1996
- E (6)**
- EISCHEN, Joey.....1994, 2001-04
 - ENGLE, Dave.....1987-88
 - ENGLE, Rick.....1981
 - EWART, Terry.....1974
 - EVERETT, Carl.....2004
 - EVERSGERO, Bryan.....1995
- F (31)**
- FACE, Eloyr.....1969
 - FAIREY, Jim.....1969-72
 - FAIRLY, Ron.....1969-74
 - FALTEISEK, Steve.....1997
 - FARMER, Howard.....1990
 - FASSERO, Jeff.....1991-96
 - FERNANDEZ, Jose.....1999
 - FERRARI, Anthony.....2003
 - FIAC, Jeremy.....2004
 - FISCHER, Jeff.....1987
 - FITZGERALD, Mike.....1985-91
 - FLETCHER, Barrin.....1992-97
 - FLOYD, Cliff.....1993-96, 2002
 - FLYNN, Doug.....1982-85
 - FOLEY, Tom.....1986-92, 1995
 - FOLI, Tim.....1972-77
 - FONTILLE, Chad.....1995
 - FOOTE, Barry.....1973-77
 - FORSTER, Scott.....2000
 - FOX, Andy.....2004
 - FRANCONA, Terry.....1981-85
 - FRAZER, Willie.....1995
 - FRAZIER, Lou.....1993-95
 - FREED, Roger.....1976
 - FREY, Steve.....1989-91
 - FRIAS, Pepe.....1973-78
 - FROBEL, Doug.....1985
 - FRY, Jerry.....1978
 - FRYMAN, Woodie.....1975-76, 1978-83
 - FUENTES, Mike.....1983-84

- FULLMER, Brad.....1997-99
- G (29)**
- GALARRAGA, Andrés.....1985-91, 2002
 - GARCIA, Damaso.....1989
 - GARDINER, Mike.....1993
 - GARDNER, Jeff.....1994
 - GARDNER, Mark.....1989-92
 - GARMAN, Mike.....1978
 - GARRETT, Wayne.....1976-78
 - GATES, Mike.....1981-82
 - GEHARDT, Bob.....1974
 - GIDEON, Brett.....1989-90
 - GILBERT, Joe.....1972-73
 - GLYNN, Ed.....1985
 - GOFF, Jerry.....1990, 1992
 - GONZALES, Rene.....1984, 1986
 - GONZALEZ, Alex.....2004
 - GORMAN, Tom.....1981-82
 - GOSGER, Jim.....1970-71
 - GRANGER, Wayne.....1976
 - GRANT, Mudcat.....1969
 - GRAPENTHIN, Dick.....1983-85
 - GRIMSLEY, Ross.....1978-80
 - GRISSOM, Marquis.....1989-94
 - GROSS, Kevin.....1989-90
 - GRUDZILANAK, Mark.....1995-98
 - GUERRERO, Vladimir.....1996-03
 - GUERREIRO, Wilton.....1998-00, 2002
 - GULDER, Brad.....1982
 - GULLICKSON, Bill.....1979-85
 - GUZMAN, Edwards.....2003
- H (41)**
- HACKER, Rich.....1971
 - HAHN, Don.....1969-70
 - HALL, Drew.....1990
 - HANEY, Chris.....1991-92
 - HANEY, Todd.....1992
 - HANNAHS, Gerald.....1976-77
 - HARRIS, Brendan.....2004
 - HARRIS, Gene.....1989
 - HARRIS, Greg A.....1984, 1995
 - HASSEY, Ron.....1991
 - HAYNES, Heath.....1994
 - HEATON, Neal.....1987-88
 - HENDERSON, Bryan.....2003
 - HENDERSON, Rodney.....1994
 - HENLEY, Bob.....1998
 - HENRY, Butch.....1993-95
 - HEREDIA, Gil.....1992-95
 - HEREDIA, Ubaldo.....1987
 - HERGES, Matt.....2002
 - HERMANSON, Dustin.....1997-00
 - HERMOSO, Angel.....1969-70
 - HERNANDEZ, Livan.....2003-04
 - HERRERA, Jose.....1969-70
 - HERRMANN, Ed.....1978
 - HESKETH, Joe.....1984-89
 - HIATT, Jack.....1970
 - HILL, Shawn.....2004
 - HILL, Ken.....1992-94
 - HOLBERT, Ray.....1998
 - HOLDSWORTH, Fred.....1977-78
 - HOLMAN, Brian.....1988-89
 - HORGAN, Joe.....2004
 - HOSTETLER, Dave.....1981
 - HUBBARD, Mike.....1998
 - HULLER, Rex.....1988-90
 - HUMPHREY, Terry.....1971-74
 - HUNT, Randy.....1986
 - HUNT, Ron.....1971-74
 - HURST, Jonathan.....1992
 - HUSON, Jeff.....1988-89
 - HUTTON, Tommy.....1978-81
- I (2)**
- IRABU, Hideki.....2000-01
 - IZTURIS, Maicer.....2004
- J (21)**
- JACKSON, Grant.....1981
 - JAMES, Bob.....1978-79, 1982-84
 - JARVIS, Pat.....1973
 - JASTER, Larry.....1969
 - JESTAD, Garry.....1969
 - JOHNSON, Anthony.....1981
 - JOHNSON, Ken.....1970
 - JOHNSON, L. Doby.....1975-76
 - JOHNSON, Mike.....1997-01
 - JOHNSON, Nick.....2004
 - JOHNSON, Randy.....1988-89
 - JOHNSON, Roy.....1984
 - JOHNSON, Roy.....1982, 1984-85

- JOHNSON, Wallace.....1981-84, 1986-90
 - JONES, Barry.....1991
 - JONES, Jimmy.....1993
 - JONES, Mack.....1969-71
 - JONES, Terry.....1998-01
 - JONES, Tracy.....1988
 - JORGENSEN, Mike.....1972-77
 - JUDEN, Jeff.....1996-97
- K (11)**
- KEENER, Joe.....1976
 - KELLY, Roberto.....1995
 - KERRIGAN, Joe.....1976-77
 - KIM, Sun-woo.....2002-04
 - KIRBY, Clay.....1976
 - KLING, Steve.....1997-00
 - KNORR, Randy.....2001
 - KNOIT, Eric.....2003
 - KNOWLES, Darold.....1978
 - KRENCHICKA, Wayne.....1986
 - KRUEGER, Bill.....1992
- L (34)**
- LABANDEIRA, Josh.....2004
 - LADBY, Coco.....1969-73
 - LAKER, Tom.....1992-93, 1995
 - LANDRUM, Bill.....1992
 - LANDRETH, Larry.....1976-77
 - LANG, Chip.....1989
 - LANDSTON, Mark.....1993-97
 - LANSING, Mike.....2000
 - LARA, Yovanny.....1985
 - LASKY, Bill.....1985
 - LASV, Vance.....1985-87
 - LAWLESS, Tom.....1984
 - LEE, Charlie.....1980-84, 1987
 - LEE, Bill.....1979-82
 - LEFLORE, Ron.....1980
 - LEIPER, Dave.....1995-96
 - LEITER, Mark.....1996
 - LEMASTER, Denny.....1972
 - LEROCH, Randy.....1982-83
 - LEWIS, Jeff.....2003
 - LILLY, Ted.....1999
 - LINTZ, Larry.....1973-75
 - LIRA, Felipe.....2000-01
 - LITTLE, Bryan.....1982-84
 - LIVINGSTONE, Scott.....1998
 - LLOYD, Graeme.....2002
 - LONG, Bill.....1991
 - LOPEZ, Luis.....2004
 - LOONEY, Brian.....1993-94
 - LUCAS, Gary.....1984-85
 - LUKO, Urbano.....1989
 - LUGACHY, Rob.....1996
 - LYONS, Steve.....1992
 - LYTTLE, Jim.....1973-76
- M (65)**
- MACHA, Ken.....1979-80
 - MACHADO, Roberto.....1999
 - MACHIAS, Jose.....2002-03
 - MACKANIN, Pete.....1975-77
 - MADDUX, Mike.....1998-99
 - MAHLER, Mickey.....1985
 - MAHLER, Rick.....1991
 - MAJEWski, Gary.....2004
 - MAULOU, Bob.....1990
 - MANUAL, Pego.....1972-76
 - MANON, Julio.....2003
 - MARRIQUE, Fred.....1985
 - MANUEL, Barry.....1996
 - MANUEL, Jerry.....1980-81
 - MARENTEITE, Leo.....1963
 - MARERO, Oreste.....1993
 - MARSHALL, Mike.....1970-73
 - MARTINEZ, Deyo.....1988-91
 - MARTINEZ, Dennis.....1986-93
 - MARTINEZ, Manny.....1999
 - MARTINEZ, Pedro.....1994-97
 - MARTINEZ, Sandy.....2001
 - MASHORE, Clyde.....1970-73
 - MASON, John.....1979
 - MATEO, Henry.....2001-04
 - MATTS, Troy.....2001
 - MAX, Derrick.....1998
 - MAY, Rudy.....1978-79
 - MAYSEY, Matt.....1992
 - McANALLY, Ernie.....1971-74
 - McCARVER, Tim.....1972
 - McCLURE, Bob.....1986-88
 - McDONALD, Dave.....1971
 - McENANEY, Will.....1971
 - McCAFFIGAN, Andy.....1984, 1986-89



HISTORY AND RECORDS

M

McGINN, Dan.....1969-71
 McGUIRE, Ryan.....1997-99
 McIntOSH, Tim.....1993
 McHALLY, Dave.....1975
 MEJAS, Sam.....1977-78
 MERCADO, Orlando.....1990
 MERCED, Orlando.....1999
 MERCEDES, José.....2003
 MEULENS, Hensley.....1997
 MILLER, Randy.....1978
 MILLIGAN, Randy.....1994
 MILLS, Brad.....1980-83
 MILNER, John.....1981-82
 MINOR, Ryan.....2001
 MOHORCIC, Dale.....1990
 MONTAGUE, John.....1973-75
 MONTANEZ, Willie.....1980-81
 MONTYO, Charlie.....1993
 MOORE, Balor.....1970, 1972-74
 MOORE, Bill.....1986
 MOORE, Troy.....1998, 2000
 MORAGA, David.....2000
 MORALES, Jose.....1973-77
 MORDICAL, Mike.....1998-02
 MORTON, Carl.....1969-72
 MOTA, Guillermo.....1999-01
 MOTA, Manny.....1969
 MOUTON, James.....1999
 MUNOZ, Bobby.....2001
 MURRAY, Dale.....1974-76, 1979-80

N (15)

NABHOLZ, Chris.....1990-93
 NATAL, Bob.....1992
 NETTLES, Craig.....1988
 NEWMAN, Al.....1985-86
 NICHOLS, Reid.....1987
 NICKOLA, Steve.....1985
 NIETO, Tom.....1986
 NIXON, Otis.....1988-90
 NOBOA, Junior.....1989-91
 NORMAN, Dan.....1982
 NORMAN, Fred.....1980
 NORMAN, Nelson.....1987
 NORTHRUP, Jim.....1974
 NUNNARI, Talmadge.....2000
 NYE, Rich.....1970

O (13)

OBANDO, Sherman.....1996-97
 O'BERRY, Mike.....1985
 O'BRIEN, Charlie.....2000
 O'CONNOR, Jack.....1985
 O'DONOGHUE, John.....1970-71
 OFFICE, Rowland.....1980-82
 OHKA, Tomo.....2001-04
 O'LEARY, Troy.....2003
 OLIVER, Al.....1982-83
 O'MALLEY, Tom.....1988
 ORSULAK, Joe.....1997
 OWCHINKO, Bob.....1986
 OWEN, Spike.....1989-92

P (26)

PACHECO, Alex.....1996
 PALMER, David.....1978-80, 1982, 1984-85
 PANIAGUA, José.....1996-97
 PAPI, Stan.....1977-78
 PAREDES, Johnny.....1988-'90
 PARETTI, Jeff.....1986-88
 PARRISH, Larry.....1974-81
 PASCUCCO, Valentino.....2004
 PATE, Bob.....1980-81
 PATTERSON, John.....2004
 PAVANO, Carl.....1998-02
 PEREZ, Carlos.....1995, 1997-98
 PEREZ, Pascual.....1987-89
 PEREZ, Robert.....1998
 PEREZ, Tony.....1977-79
 PETERS, Chris.....2001
 PEVEY, Marty.....1989
 PHELPS, Ken.....1982
 PHILLIPS, Adolfo.....1969-70
 PIATT, Doug.....1991
 PHILLIPS, Mike.....1981-83
 PIRTLE, Gerry.....1978
 POOLE, Jim.....2000
 POWELL, Alonzo.....1987
 POWELL, Jeremy.....1998-00
 PRIDE, Curtis.....1993, 1995, 2001

Q (1)

QUALLS, Jim.....1970

R (36)

RADATZ, Dick.....1969
 RAINES, Tim.....1979-90, 2001
 RAMOS, Bobby.....1978, 1980-81, 1983-84

R (36)

RAMSEY, Steve.....1984
 RAIZER, Steve.....1980-81
 RAUCH, Jon.....2004
 RAYMOND, Claude.....1969-71
 READY, Randy.....1993
 REAMES, Britt.....2001-03
 REARDON, Jeff.....1981-86
 REECE, Bob.....1978
 REED, Darren.....1997
 REED, Jeff.....1987-88
 REED, Howie.....1969-71
 RENNO, Steve.....1969-76
 REYES, Gilberto.....1969, 1991
 REYNOLDS, Bob.....1969
 RIESGO, Nicko.....2001-03
 RIGBY, Brad.....2000
 RILEY, George.....1986
 RUSLEY, Bill.....1992-93
 RIVERA, Bombo.....1975-76
 RIVERA, Juan.....2004
 RIVERA, Luis.....1986-88
 ROBERGE, Bert.....1985-86
 ROBERTSON, Jerry.....1969
 RODRIGUEZ, Henry.....1995-97, 2002
 ROENICKE, Gary.....1976
 ROGERS, Steve.....1973-85
 ROJAS, Mel.....1990-96, 99
 ROMANO, Tom.....1987
 ROOF, Gene.....1983
 ROOMES, Rolando.....1990
 ROONEY, Pat.....1981
 ROQUE, Jorge.....1973
 ROSE, Pete.....1984
 RUETER, Kirk.....1993-96
 RUSKIN, Scott.....1990-91

S (70)

ST. CLAIRE, Randy.....1984-88
 SALAZAR, Argensi.....1983-84
 SAMPEN, Bill.....1990-92
 SANDERSON, Scott.....1978-83
 SANTANA, Julio.....2000
 SANTANGELO, F.P.....1995-98
 SANTOVENIA, Nelson.....1987-91
 SAUVEUR, Rich.....1988
 SCANLAN, Bob.....2001
 SCANLON, Pat.....1974-76
 SCHARZEDER, Dan.....1977-79, 82-86
 SCHERMAN, Fred.....1975-76
 SCHMIDT, Dave.....1990-91
 SCHMIDT, Curt.....1995
 SCHNEIDER, Brian.....2000-04
 SCHUL, Rick.....1996
 SCOTT, Mickey.....1973
 SCOTT, Rodney.....1976, 1979-82
 SCOTT, Tim.....1993-96
 SCOTT, Tony.....1973-75, 1984
 SEBRA, Bob.....1986-87
 SEGUI, David.....1995-97
 SEGUIGNOL, Fernando.....1998-01
 SEMBERA, Carroll.....1969-70
 SERVICE, Scott.....1992
 SHAW, Jeff.....1969
 SHEA, Steve.....1969
 SHINES, Ray.....1983-85, 1987
 SIDDALL, Joe.....1993, 1995-96
 SILVESTRI, Dave.....1995-96
 SIMONS, Doug.....1992
 SINGLETON, Ken.....1972-74
 SKRNETTA, Matt.....2000
 SLEDGE, Iermel.....2004
 SMART, J.D.....1999
 SMITH, Bryn.....1981-89
 SMITH, Chris.....1981-82
 SMITH, Dan.....1999, 2002-03
 SMITH, Mark.....2001
 SMITH, Mike.....1988
 SMITH, Lee.....1997
 SMITH, Zane.....1989-90
 SOLITA, Tony.....1979
 SORENSEN, Larry.....1987
 SOSA, Elias.....1979-81
 SPARMA, Joe.....1970
 SPEHR, Tim.....1993-96
 SPEIER, Chris.....1977-84
 SPENCER, Sean.....2000
 STAehler, Marv.....1969-70
 STANHOUSE, Don.....1975-77
 STANIEWSKI, Andy.....1996-97
 STAIRS, Matt.....1992-93
 STAUB, Rusty.....1969-71, 1979
 STEER, John.....1987
 STENHOUSE, Mike.....1982-84
 STEVENS, Lee.....2000-02
 STEWART, Scott.....2001-03
 TINSON, Bob.....1973-74
 STONEMAN, Bill.....1969-75

T (26)

TAMARGO, John.....1979-80
 TARASCO, Tony.....1995
 TATIS, Fernando.....2001-03
 TAYLORAS, Frank.....1982
 TAYLOR, Chuck.....1973-76
 TEJADA, Wilfredo.....1986, 1988
 TELFORD, Anthony.....1997-01
 TERPKO, Jeff.....1977
 THOBE, J.J.....1995
 THOMAS, Derrel.....1984
 THOMPSON, Jason.....1986
 THOMPSON, Rich.....1989-90
 THOMPSON, Scott.....1985
 THORNTON, Andre.....1976
 THURMAN, Mike.....1997-01
 TIBBS, Jay.....1986-87
 TOMLIN, Dave.....1982, 1986
 TORRES, Hector.....1972
 TORRES, Salomone.....1997
 TORREZ, Mike.....1971-74
 TRACY, Andy.....2000-01
 TREADWAY, Jeff.....1995
 TRILLO, Manny.....1983
 TRUBY, Chris.....2002
 TUCKER, T.J.....2000, 2002-04
 TWITCHELL, Wayne.....1977-78

U (2)

UNSER, Del.....1976-78
 URBINA, Ugueth.....1995-01

V (13)

VAIL, Mike.....1983
 VALDES, Marc.....1997-98
 VALDEZ, Sergio.....1986, 1992-93
 VALERA, Johnny.....2000
 VALENTINE, Ellis.....1975-81
 VANDER WAL, John.....1991-93
 VARGAS, Claudio.....2003-04
 VAZQUEZ, Javier.....1998-2003
 VENABLE, Max.....1984
 VERES, Dave.....1996-97
 VIDO, Jose.....1997-2004
 VITTELLO, Joe.....2003
 VOSBERG, Ed.....2002

W (32)

WAINHOUSE, David.....1991
 WALKER, Larry.....1989-94
 WALKER, Tom.....1972-74, 1977
 WALLACH, Tim.....1980-92
 WALTON, Bruce.....1993
 WARTHEN, Dan.....1975-77
 WASHINGTON, U.L.....1985
 WASIEWSKI, Gary.....1969-70
 WEBSTER, Lenny.....1994, 1996, 2000
 WEBSTER, Mitch.....1985-88
 WEGENER, Mike.....1969-70
 WELSH, Chris.....1983
 WETTLELAND, John.....1992-94
 WHITE, Derrick.....1983
 WHITE, Gabby.....1994-95
 WHITE, Jerry.....1974-83
 WHITE, Rondell.....1993-00
 WHITFIELD, Fred.....1970
 WICKER, Floyd.....1969
 WIDGER, Chris.....1997-00
 WIEGHAUS, Tom.....1981, 1983
 WILKERSON, Brad.....2001-04
 WILLARD, Jerry.....1992
 WILLIAMS, Earl.....1976
 WILLIAMS, Kenny.....1991
 WILLIS, Maury.....1969
 WINE, Bobby.....1969-72
 WINNINGHAM, Herman.....1985-88
 WOHLFORD, Jim.....1983-86
 WOOD, Ted.....1993
 WOODS, Ron.....1971-74
 WRIGHT, George.....1986

Y (6)

YOSHII, Masato.....2001-02
 YOST, Ned.....1985
 YOUNANS, Floyd.....1985-88
 YOUNG, Pete.....1992-93
 YOUNG, Tim.....1998
 YOUNGBLOOD, Joel.....1982

Z (1)

ZEILE, Todd.....2003

MANAGERS (11)

ALOU, Felipe.....1992-01
 FANNING, Jim.....1981-82, 1984
 FOX, Charlie.....1976
 KUEHL, Karl.....1976
 MAICH, Gene.....1969-75
 ROBINSON, Frank.....2002-04
 RODGERS, Buck.....1985-91
 ROUNNELLS, Tom.....1991-92
 TORBORG, Jeff.....2001
 VIRDON, Bill.....1983-84
 WILLIAMS, Dick.....1977-81

COACHES (64)

ACTA, Manny.....2002-04
 ALOU, Felipe.....1979-80, 1984, 1992
 ADAR, Bill.....1976
 ARNSBERG, Brad.....2000-01
 ARSENIAULT, Pierre.....1999
 BEARNARTH, Larry.....1976, 1985-91
 BOROS, Steve.....1981-82
 BRAGAN, Jimmy.....1970-72
 BREWER, Jim.....1977-79
 BRISTOL, Dave.....1973-75
 CARRION, Leonel.....1987-88
 CISCO, Galen.....1980-84
 COX, Jeff.....2000-01
 CUJELLAR, Bobby.....1997-00
 DeMARS, Judd.....1982-84
 DOBY, Larry.....1971-73, 1976
 GARDNER, Billy.....1977-78
 GEBHARD, Bob.....1982
 GLYNIN, Gene.....1999
 GUILLEN, Ozzie.....2001
 HANSEN, Ron.....1985-88
 HARPER, Tommy.....1990-99
 HILL, Perry.....2000-01
 HRINIAK, Walt.....1974-75
 JOHNSON, Tim.....1993-94
 KENNEDY, Kevin.....1992
 KERRIGAN, Joe.....1983-86, 1992-96
 KIM, Wendell.....2002
 LANDESTY, Rafael.....1989-91
 LAWREN, Hank.....1989
 MACKA, Ken.....1987-91
 MANUEMIN, Pete.....1997-00
 MACKAY, Jim.....1991-96
 McLISH, Cal.....1969-75
 McCRAW, Tom.....2002-04
 McRAE, Hal.....1990-91
 MILLS, Brad.....2003
 MOORE, Jackie.....1987-89
 MORALES, Jerry.....2002-04
 MULLIN, Pat.....1979-81
 NATAL, Bob.....2002-04
 NIXON, Russ.....1984-85
 OLDIS, Bob.....1969
 PICHÉ, Ron.....1976
 POLE, Dick.....2002
 PUJOLS, Luis.....1993-00
 RAPP, Ven.....1979-83
 RAYMOND, Claude.....2002-04
 RENICK, Rick.....1985-86, 2001
 RODRIGUEZ, Eddie.....2004
 ROSSIER, Pat.....2000-01
 ROUNNELLS, Tom.....1990-91
 SHERRY, Norm.....1978-81
 SNIDER, Duke.....1974-75
 SPARKS, Joe.....1989
 ST. CLAIRE, Randy.....2003-04
 TRACY, Jim.....1995-98
 VERNON, Mickey.....1977-78
 VIRGIL, Ozzie.....1976-81
 WARD, Jay.....1991-92
 WILLIAMS, Dick.....1970
 WINKLES, Bobby.....1986-88
 WRIGHT, Mel.....1983
 ZIMMER, Don.....1971
 ZIMMERMAN, Jerry.....1969-75



FRANCHSE NATIONAL LEAGUE ALL-STARS

YEAR	PLAYER(S)	ALL-STAR GAME SITE
1969	Rusty Staub [OF]	WAS
1970	Rusty Staub [RHP]	CIN
1971	Rusty Staub [OF]	DET
1972	Bill Stoneman [RHP]	ATL
1973	Ron Fairly [1B]	KCR
1974	Steve Rogers [RHP]	PIT
1975	Gary Carter [C]	MIL
1976	Woodie Fryman [LHP]	PHI
1977	Ellis Valentine [RHP]	NYN
1978	Ross Grimsley [LHP], Steve Rogers [RHP]	SDP
1979	Gary Carter [C], Larry Parrish [3B], Steve Rogers [RHP]	SEA
1980	Gary Carter [C]	LAD
1981	Gary Carter* [C, MVP], Andre Dawson* [OF], Tim Raines [OF]	CLE
1982	Gary Carter* [C], Andre Dawson* [OF], Al Oliver [1B], Tim Raines* [OF], Steve Rogers* [RHP]	MON
1983	Gary Carter* [C], Andre Dawson* [OF], Al Oliver [1B], Tim Raines* [OF], Steve Rogers [RHP]	CWS
1984	Gary Carter* [C, MVP], Charlie Lea* [RHP], Tim Raines [OF], Tim Wallach [3B]	SFG
1985	Tim Raines [OF], Jeff Reardon [RHP], Tim Wallach [3B]	MIN
1986	Hubie Brooks [SS], Tim Raines [OF], Jeff Reardon [RHP]	HOU
1987	Hubie Brooks [SS], Tim Raines [OF, MVP], Tim Wallach [3B]	OAK
1988	Andrés Galarraaga [1B]	CIN
1989	Tim Burke [RHP], Tim Wallach [3B]	CAL
1990	Dennis Martinez [RHP], Tim Wallach [3B]	CHI
1991	Ivan Calderon [OF], Dennis Martinez [RHP]	TOR
1992	Dennis Martinez [RHP], Larry Walker [OF]	SDP
1993	Marquis Grissom* [OF]	BAL
1994	Moises Alou [OF], Wil Cordero [SS], Darrin Fletcher [C], Marquis Grissom* [OF], Ken Hill [RHP]	PIT
1995	Carlos Perez [LHP]	TEX
1996	Mark Grudzielanek [2B], Pedro Martinez [RHP], Henry Rodriguez [OF]	PHI
1997	Pedro Martinez [RHP]	CLE
1998	Ugueth Urbina [RHP]	COL
1999	Vladimir Guerrero [OF]	BOS
2000	Vladimir Guerrero* [OF], Jose Vidro [2B]	ATL
2001	Vladimir Guerrero [OF]	SEA
2002	Vladimir Guerrero* [OF], Jose Vidro* [2B]	MIL
2003	Jose Vidro* [2B]	CWS
2004	Livan Hernandez [RHP]	HOU
2005	Livan Hernandez [RHP], Chad Cordero [RHP]	DET
2006	Alfonso Soriano* [LF]	PIT
2007	Dmitri Young [1B]	SFG
2008	Cristian Guzman [SS]	NYN
2009	Ryan Zimmerman [3B]	STL
2010	Matt Capps [RHP]	LAA
2011	Tyler Clippard [RHP]	ARI
2012	Gio Gonzalez [LHP], Bryce Harper [OF], Stephen Strasburg [RHP], Ian Desmond [SS]	KCR
2013	Bryce Harper* [OF], Jordan Zimmermann [RHP]	NYM
2014	Tyler Clippard [RHP], Jordan Zimmermann [RHP]	MIN
2015	Bryce Harper* [OF], Max Scherzer [RHP]	CIN
2016	Bryce Harper* [OF], Daniel Murphy [2B], Wilson Ramos [C], Max Scherzer [RHP], Stephen Strasburg [RHP]	SDP
2017	Bryce Harper* [OF], Daniel Murphy* [2B], Ryan Zimmerman* [1B], Max Scherzer* [RHP], Stephen Strasburg [RHP]	MIA

* — National League All-Star starter

EXPOS PLAYERS OF THE YEAR (BBWAA)

YEAR	PLAYER(S)	STATS
1969	Rusty Staub [OF]	.302—29—79
1970	Carl Morton [RHP]	18-11, 3.60 ERA
1971	Ron Hunt [RHP]	.279—5—38
1972	Mike Marshall [RHP]	14-8, 18 SV, 1.78 ERA
1973	Mike Marshall [RHP]	14-11, 31 SV, 2.66 ERA
1974	Willie Davis [OF]	.295—12—89
1975	Gary Carter [C]	.270—17—68
1976	Woodie Fryman [LHP]	13-13, 2 SV, 3.38 ERA
1977	Gary Carter [C]	.284—31—84
1978	Ross Grimsley [LHP]	20-11, 3.05 ERA
1979	Larry Parrish [3B]	.307—30—82
1980	Gary Carter [C]	.264—29—101
1981	Andre Dawson [OF]	.302—24—64
1982	Al Oliver [1B]	.331—22—109
1983	Co-MVP Andre Dawson [OF]	.299—32—113
	Co-MVP Tim Raines [OF]	.298—11—71, 90 SB
1984	Gary Carter*† [C]	.294—27—106
1985	Tim Raines [OF]	.320—11—41
1986	Tim Raines [OF]	.334—9—62, 70 SB
1987	Tim Wallach [3B]	.298—26—123
1988	Andrés Galarraaga [1B]	.302—29—92
1989	Tim Wallach [3B]	.277—13—77
1990	Tim Wallach [3B]	.296—21—98
1991	Dennis Martinez [RHP]	.14-11, 2.39
1992	Larry Walker [OF]	.301—23—93
1993	Marquis Grissom [OF]	.298—19—85, 53
1994	Moises Alou [OF]	.339—22—78
1995	David Segui [1B]	.305-10—57
1996	Henry Rodriguez [OF]	.276—36—103
1997	Pedro Martinez [RHP]	17-8, 1.90
1998	Vladimir Guerrero [OF]	.324—38—109
1999	Vladimir Guerrero [OF]	.316—42—131
2000	Vladimir Guerrero [OF]	.345—44—123
2001	Orlando Cabrera [OF]	.276—14—96, 19 SB
2002	Vladimir Guerrero [OF]	.336—39—111, 40 SB
2003	Orlando Cabrera [OF]	.297—17—80
2004	Brad Wilkerson [OF/1B]	.255—32—67



HISTORY AND RECORDS

FRANCHISE (MONTREAL/WASHINGTON) INDIVIDUAL AWARDS

NATIONAL LEAGUE MOST VALUABLE PLAYER AWARD

YEAR	PLAYER	STATS
2015	Bryce Harper.....	.330, 38 2B, 42 HR, 99 RBI, 124 BB, 118 R

NATIONAL LEAGUE CY YOUNG AWARD

YEAR	PLAYER	STATS
1997	Pedro Martinez.....	.17-8, 1.90
2016	Max Scherzer.....	.20-7, 2.96
2017	Max Scherzer.....	.16-6, 2.51

NATIONAL LEAGUE MANAGER OF THE YEAR AWARD

YEAR	MANAGER	AWARDED BY
1973	Gene Mauch.....	AP
1979	Dick Williams.....	AP
1987	Buck Rogers.....	BBWAA
1994	Felipe Alou (MLB Manager of the Year).....	AP
	Felipe Alou (NL Manager of the Year).....	BBWAA
2012	Davey Johnson.....	BBWAA
2014	Matt Williams.....	BBWAA

NATIONAL LEAGUE ROOKIE OF THE YEAR AWARD

YEAR	PLAYER	STATS
1970	Carl Morton.....	.18-11, 3.60 ERA
1977	Andre Dawson.....	.282, 19 HR, 65 RBI
2012	Bryce Harper.....	.270, 22 HR, 59 RBI

NATIONAL LEAGUE HANK AARON AWARD

YEAR	PLAYER	AWARDED BY
2015	Bryce Harper (OF).....	Major League Baseball

ROLAIDS RELIEF MAN OF YEAR

YEAR	PLAYER	STATS
1985	Jeff Reardon.....	.2-8, 41 SV, 3.18 ERA

NATIONAL LEAGUE COMEBACK PLAYER OF THE YEAR

YEAR	PLAYER	STATS
2007	Dmitri Young (MLB).....	.320, 38 2B, 13 HR, 74 RBI, .378 OBP
2016	Anthony Rendon (MLB).....	.270, 38 2B, 20 HR, 85 RBI, .348 OBP
2017	Ryan Zimmerman (MLBPA).....	.303, 33 2B, 36 HR, 108 RBI, .573 LSG

TOPPS MLB ROOKIE ALL-STAR TEAM

YEAR	PLAYER(S)	STATS
2006	Ryan Zimmerman.....	.287, 47 2B, 3 3B, 20 HR, 110 RBI
2008	John Lannan.....	.9-15, 3.91 ERA, 117 K
2010	Stephen Strasburg.....	.5-3, 2.91 ERA, 92 K
2011	Danny Espinosa.....	.236, 29 2B, 5 3B, 21 HR, 66 RBI, 17 SB
2012	Bryce Harper.....	.270, 26 2B, 9 3B, 22 HR, 59 RBI, 18 SB
	Steve Lombardozi.....	.273, 16 2B, 3 3B, 3 HR, 27 RBI
2016	Trea Turner.....	.342, 14 2B, 8 3B, 13 HR, 40 RBI, 33 SB

EXECUTIVE OF THE YEAR AWARD

YEAR	EXECUTIVE	AWARDED BY
2012	Mike Rizzo (GM).....	Boston Chapter of the BBWAA

TONY CONIGLIARO AWARD

YEAR	PLAYER	AWARDED BY
2014	Wilson Ramos (C).....	Boston Chapter of the BBWAA

LOUISVILLE SLUGGER SILVER SLUGGERS

YEAR	PLAYER(S)	STATS (BATTING AVG—HR—RBI)
1980	Andre Dawson (OF).....	.308—17—87
1981	Andre Dawson (OF).....	.302—24—64
	Gary Carter (C).....	.251—16—68
1982	Gary Carter (C).....	.293—29—97
	Al Oliver (1B).....	.331—22—109
1983	Andre Dawson (OF).....	.299—32—113
1984	Gary Carter (C).....	.294—27—106
1985	Tim Wallach (3B).....	.260—22—81
	Hubie Brooks (SS).....	.269—13—100
1986	Hubie Brooks (SS).....	.340—14—58
	Tim Raines (OF).....	.334—9—62, 70 SB
1987	Tim Wallach (3B).....	.298—26—123
1988	Andres Galarraga (1B).....	.302—29—92
1992	Larry Walker (OF).....	.301—23—93
1994	Wil Cordero (SS).....	.294—15—63
	Moises Alou (OF).....	.339—22—78
1999	Vladimir Guerrero (OF).....	.316—42—131
2000	Vladimir Guerrero (OF).....	.345—44—123
2002	Vladimir Guerrero (OF).....	.336—39—111, 40 SB
2003	Orlando Cabrera (SS).....	.297—17—80
2004	Livan Hernandez (P).....	.247—1—10
2006	Alfonso Soriano (OF).....	.277—46—95, 41 SB
2009	Ryan Zimmerman (3B).....	.292—33—106
2010	Ryan Zimmerman (3B).....	.307—25—85
2012	Ian Desmond (SS).....	.292—25—73
	Adam LaRoche (1B).....	.271—33—100
	Stephen Strasburg (RHP).....	.277—1—7
2013	Ian Desmond (SS).....	.280—20—80
2014	Ian Desmond (SS).....	.255—24—91
	Anthony Rendon (3B).....	.287—21—83
2015	Bryce Harper (OF).....	.330—42—99
2016	Daniel Murphy (2B).....	.347—25—104
	Wilson Ramos (C).....	.307—22—80
2017	Daniel Murphy (2B).....	.322—23—93

RAWLINGS GOLD GLOVES

YEAR	PLAYER(S)	POSITION
1973	Mike Jorgensen.....	1B
1978	Ellis Valentine.....	OF
1980	Gary Carter.....	C
	Andre Dawson.....	OF
1981	Gary Carter.....	C
	Andre Dawson.....	OF
1982	Gary Carter.....	C
	Andre Dawson.....	OF
1983	Andre Dawson.....	OF
1984	Andre Dawson.....	OF
1985	Andre Dawson.....	OF
	Tim Wallach.....	3B
1988	Tim Wallach.....	3B
1989	Andres Galarraga.....	1B
1990	Tim Wallach.....	3B
	Andres Galarraga.....	1B
1992	Larry Walker.....	OF
1993	Larry Walker.....	OF
	Marquis Grissom.....	OF
1994	Marquis Grissom.....	OF
2001	Orlando Cabrera.....	SS
2009	Ryan Zimmerman.....	3B
2012	Adam LaRoche.....	1B

HISTORY AND RECORDS

ANNUAL SEASON SERIES

ARIZONA				ATLANTA				CHICAGO (NL)				CINCINNATI				COLORADO			
YR	HOME	ROAD	TOTAL	YR	HOME	ROAD	TOTAL	YR	HOME	ROAD	TOTAL	YR	HOME	ROAD	TOTAL	YR	HOME	ROAD	TOTAL
69	—	—	—	70	1-5	3-3	4-6	69	4-5	4-5	9-10	70	3-3	2-4	5-7	70	—	—	—
70	—	—	—	71	2-4	3-3	5-7	71	5-4	5-4	10-8	71	3-3	2-4	5-7	71	—	—	—
72	—	—	—	72	4-2	4-2	7-5	72	2-4	3-6	5-10	72	1-5	3-3	4-8	72	—	—	—
73	—	—	—	73	3-3	3-3	6-6	73	2-2	2-2	4-4	73	3-3	3-5	4-8	73	—	—	—
74	—	—	—	74	2-4	1-5	3-9	74	6-3	7-2	13-5	74	2-4	4-2	4-6	74	—	—	—
75	—	—	—	75	3-3	1-5	4-8	75	6-3	3-6	9-9	75	3-3	1-5	4-8	75	—	—	—
76	—	—	—	76	3-2	4-2	7-4	76	5-4	5-4	11-7	76	2-4	3-3	5-7	76	—	—	—
77	—	—	—	77	5-1	1-5	6-6	77	3-6	5-4	8-10	77	2-4	3-3	4-7	77	—	—	—
78	—	—	—	78	4-2	3-3	7-5	78	5-4	6-3	11-7	78	1-5	3-3	4-8	78	—	—	—
79	—	—	—	79	6-0	3-1	9-1	79	8-1	4-5	12-6	79	5-1	1-5	6-6	79	—	—	—
80	—	—	—	80	5-1	2-4	7-5	80	7-2	5-4	12-6	80	5-1	4-2	9-3	80	—	—	—
81	—	—	—	81	5-1	2-2	7-3	81	4-1	3-3	7-4	81	3-0	1-5	4-5	81	—	—	—
82	—	—	—	82	3-4	4-2	7-5	82	4-5	8-1	12-6	82	4-2	4-2	8-4	82	—	—	—
83	—	—	—	83	2-4	3-3	5-7	83	6-3	3-4	11-7	83	3-3	5-3	8-6	83	—	—	—
84	—	—	—	84	3-3	4-2	7-5	84	5-4	2-6	7-10	84	3-4	2-4	5-7	84	—	—	—
85	—	—	—	85	5-1	4-2	9-3	85	5-4	6-3	11-7	85	2-4	2-4	4-8	85	—	—	—
86	—	—	—	86	3-2	4-2	7-4	86	5-4	5-4	10-8	86	2-4	3-3	5-7	86	—	—	—
87	—	—	—	87	5-1	4-2	9-3	87	3-6	5-4	8-10	87	3-3	3-3	6-6	87	—	—	—
88	—	—	—	88	4-2	4-2	8-4	88	5-4	4-5	9-9	88	3-3	4-2	7-5	88	—	—	—
89	—	—	—	89	4-2	2-4	6-6	89	5-4	5-6	11-11	89	5-1	3-3	8-4	89	—	—	—
90	—	—	—	90	1-5	5-1	6-6	90	4-5	3-6	8-10	90	3-4	1-5	4-9	90	—	—	—
91	—	—	—	91	5-1	2-4	7-5	91	1-5	6-5	7-10	91	4-2	2-4	6-6	91	—	—	—
92	—	—	—	92	3-3	5-1	8-4	92	7-2	4-5	11-7	92	3-3	4-2	7-5	92	—	—	—
93	—	—	—	93	6-4	4-4	10-8	93	5-2	3-1	8-4	93	4-2	4-2	8-4	93	—	—	—
94	—	—	—	94	2-1	3-3	5-4	94	1-2	3-0	4-2	94	1-2	1-2	2-4	94	—	—	—
95	—	—	—	95	2-5	2-4	4-9	95	3-0	2-3	5-3	95	2-4	2-4	4-8	95	—	—	—
96	—	—	—	96	2-1	2-7	3-8	96	2-0	1-4	3-4	96	2-4	3-3	5-7	96	—	—	—
97	—	—	—	97	1-5	1-5	2-10	97	6-0	4-4	4-4	97	2-4	3-2	5-6	97	—	—	—
98	5-1	2-1	7-2	98	4-2	2-4	6-6	98	2-1	0-6	2-7	98	1-5	0-3	1-8	98	—	—	—
99	1-2	2-4	3-6	99	2-5	2-4	4-9	99	2-1	3-1	5-2	99	2-2	1-2	3-4	99	—	—	—
00	—	—	—	00	4-2	2-7	6-9	00	4-2	1-2	5-4	00	2-2	1-2	3-4	00	—	—	—
01	—	—	—	01	2-8	4-5	6-13	01	1-2	2-1	3-3	01	1-2	1-2	2-4	01	—	—	—
02	—	—	—	02	3-6	3-7	6-13	02	2-1	1-2	3-3	02	3-0	2-1	5-1	02	—	—	—
03	—	—	—	03	4-1	2-7	6-11	03	1-1	1-1	2-2	03	1-2	1-2	2-4	03	—	—	—
04	3-0	3-0	6-0	04	2-7	2-8	4-15	04	1-2	2-1	3-3	04	1-2	1-2	2-4	04	—	—	—
05	3-0	2-1	5-1	05	5-4	4-6	9-10	05	2-0	3-0	5-2	05	1-2	0-3	1-5	05	—	—	—
06	3-0	2-1	5-1	06	4-5	4-5	8-10	06	2-0	2-2	4-2	06	0-3	1-2	1-5	06	—	—	—
07	6-4	1-2	7-6	07	2-6	5-3	10-9	07	1-3	3-1	4-4	07	2-0	0-6	1-6	07	—	—	—
08	1-2	2-1	3-3	08	7-2	5-4	12-6	08	2-1	2-2	3-3	08	3-0	0-4	3-4	08	—	—	—
09	3-0	2-1	5-1	09	4-5	4-5	8-10	09	0-4	1-1	2-5	09	1-2	3-1	4-3	09	—	—	—
10	6-1	1-2	7-3	10	6-4	4-4	10-8	10	0-1	2-1	3-4	10	2-2	1-1	3-3	10	—	—	—
11	1-3	2-2	3-5	11	5-4	4-5	9-9	11	3-1	2-2	4-3	11	2-1	0-3	2-4	11	—	—	—
12	2-1	2-1	4-2	12	5-4	5-4	10-8	12	4-0	2-1	6-1	12	3-1	2-1	5-2	12	—	—	—
13	0-3	2-2	1-5	13	4-1	4-2	8-3	13	1-1	1-1	2-2	13	1-1	1-1	2-2	13	—	—	—
14	4-0	5-1	6-1	14	5-5	3-6	8-11	14	2-1	2-2	4-3	14	2-2	2-1	3-3	14	—	—	—
15	2-2	2-1	4-3	15	10-0	4-5	14-5	15	1-3	2-1	3-4	15	1-2	0-3	1-5	15	—	—	—
16	3-1	3-0	6-1	16	9-1	6-3	15-4	16	3-1	0-4	2-5	16	3-1	1-2	4-3	16	—	—	—
17	2-1	2-1	4-2	17	2-6	5-2	7-7	17	2-1	0-2	1-7	17	2-1	1-2	3-3	17	—	—	—
TOT	44-27	35-30	79-57	TOT	181-168	159-188	340-356	TOT	169-181	146-160	315-291-1	TOT	118-117	103-135	221-252	TOT	42-53	41-54	83-107
70s	—	—	—	70s	34-26	24-34	58-60	70s	48-39	41-49	89-88	70s	24-26	22-38	46-74	70s	—	—	—
80s	—	—	—	80s	39-20	33-25	72-45	80s	43-37	46-40	95-77	80s	33-34	31-29	64-53	80s	—	—	—
90s	6-3	4-5	10-8	90s	24-35	26-35	50-70	90s	35-20	27-37	62-57-1	90s	26-29	22-28	49-57	90s	17-16	13-21	30-37
00s	21-13	14-16	35-29	00s	37-52	37-54	74-106	00s	18-17	14-16	32-33	00s	15-15	16-20	31-35	00s	13-23	13-20	26-43
10s	17-11	17-9	34-20	10s	46-30	36-37	82-67	10s	15-13	14-13	29-26	10s	16-11	12-14	28-25	10s	12-14	15-13	27-27
Nats	27-17	24-17	51-34	Nats	71-50	55-64	126-114	Nats	25-22	21-21	44-43	Nats	24-18	19-25	43-43	Nats	16-27	21-24	37-51

LOS ANGELES (NL)

YR	HOME	ROAD	TOTAL
69	0-6	2-4	2-10
70	2-4	2-4	4-8
71	1-5	3-3	4-8
72	3-3	3-3	6-6
73	3-3	2-4	5-7
74	5-4	2-4	4-8
75	3-3	4-2	7-5
76	2-4	0-6	2-10
77	1-5	4-2	5-7
78	3-3	3-3	6-6
79	5-1	1-5	6-6
80	1-5	0-6	1-11
81	2-2	0-3	2-5
82	1-5	3-3	4-8
83	3-3	2-4	5-7
84	3-3	3-3	6-6
85	4-2	1-5	5-7
86	5-1	2-4	7-5
87	4-2	5-1	9-3
88	2-4	2-4	4-8
89	2-4	3-3	5-7
90	5-1	1-5	6-6
91	6-0	1-5	7-5
92	5-1	2-4	7-5
93	4-2	2-4	6-6
94	5-1	4-2	9-3
95	3-3	3-3	6-6
96	1-5	2-4	3-9
97	3-3	1-4	4-7
98	3-0	1-5	4-5
99	2-4	2-4	4-8
00	2-2	1-3	3-5
01	2-1	2-1	4-2
02	1-2	1-2	2-5
03	1-2	1-2	2-4
04	2-2	1-2	3-4
05	2-1	2-1	4-2
06	2-1	0-3	2-4
07	1-2	0-3	1-5
08	3-0	0-3	3-3
09	1-2	1-2	2-5
10	2-1	1-2	3-3
11	1-2	1-2	2-4
12	2-1	1-2	3-3
13	0-3	1-2	1-5
14	1-2	2-1	4-2
15	1-2	2-1	3-3
16	1-2	1-2	2-5
17	1-2	2-1	3-3
TOT	116-121	81-153	197-274
70s	25-26	22-38	47-64
80s	27-31	21-36	48-67
90s	37-20	19-37	56-57
00s	17-15	9-22	26-37
10s	10-14	8-16	18-30
Nats	19-20	11-27	30-47

MIAMI

YR	HOME	ROAD	TOTAL
69	—	—	—
70	—	—	—
71	—	—	—
72	—	—	—
73	—	—	—
74	—	—	—
75	—	—	—
76	—	—	—
77	—	—	—
78	—	—	—
79	—	—	—
80	—	—	—
81	—	—	—
82	—	—	—
83	—	—	—
84	—	—	—
85	—	—	—
86	—	—	—
87	—	—	—
88	—	—	—
89	—	—	—
90	—	—	—
91	—	—	—
92	—	—	—
93	4-2	4-3	8-5
94	2-1	5-1	7-2
95	4-5	4-4	9-9
96	5-2	3-3	8-5
97	2-4	3-3	5-7

HISTORY AND RECORDS

ANNUAL SEASON SERIES (CONTINUED)

PITTSBURGH			
YR	HOME	ROAD	TOTAL
69	4-5	1-8	5-13
70	4-4	4-5	9-9
71	5-4	2-7	7-11
72	3-6	3-6	6-12
73	3-6	3-6	6-12
74	6-3	3-6	9-9
75	3-6	4-5	7-11
76	3-6	5-4	8-10
77	4-5	4-6	8-11
78	5-4	2-7	7-11
79	3-6	4-5	7-11
80	4-4	5-4	9-8
81	5-2	5-1	10-3
82	4-5	3-6	7-11
83	2-7	6-3	8-10
84	4-5	2-6	7-11
85	4-5	5-3	9-8
86	4-5	7-2	11-7
87	7-2	4-5	11-7
88	2-7	6-3	8-10
89	5-4	6-3	11-7
90	3-6	6-3	9-9
91	0-6	6-6	6-12
92	4-5	5-4	9-9
93	5-2	3-4	8-6
94	3-0	2-2	5-2
95	1-2	3-2	4-4
96	5-1	2-4	7-5
97	4-0	1-3	5-6
98	1-5	1-2	2-7
99	1-2	2-4	3-6
00	1-2	1-2	2-4
01	3-0	2-1	5-1
02	2-1	1-2	3-3
03	2-1	1-2	3-3
04	3-1	1-1	4-2
05	3-0	2-1	5-1
06	2-1	1-2	3-3
07	1-2	1-2	2-4
08	3-1	1-2	4-3
09	1-3	2-2	3-5
10	3-0	2-1	5-1
11	1-1	1-2	2-4
12	1-1	1-2	2-3
13	1-3	2-1	3-4
14	3-0	1-3	4-3
15	3-0	1-4	4-3
16	2-1	2-1	4-2
17	2-2	1-2	3-4
18	1-5	1-4	2-9
19	1-5	1-4	2-9
20	1-5	1-4	2-9

YR	HOME	ROAD	TOTAL
101	155-150	140-170	295-320
70s	39-50	34-57	73-107
80s	41-47	47-39	88-86
90s	31-27	34-34	65-61
00s	22-12	13-17	35-29
10s	18-9	11-15	29-24
Nats	28-16	18-24	46-40

ST. LOUIS			
YR	HOME	ROAD	TOTAL
69	3-6	4-5	7-11
70	4-5	3-6	7-11
71	2-7	2-7	4-14
72	5-4	4-4	9-8
73	3-6	5-4	8-10
74	5-3	3-6	8-9
75	5-4	6-3	11-7
76	3-6	4-5	7-11
77	4-5	4-6	8-10
78	4-5	5-4	9-9
79	5-4	5-4	10-8
80	4-5	4-5	9-9
81	5-4	1-5	6-9
82	6-3	4-5	10-8
83	6-3	3-6	9-9
84	4-5	5-4	9-9
85	7-2	4-5	11-7
86	3-6	6-3	9-9
87	6-3	5-4	11-7
88	8-1	5-4	13-5
89	2-7	3-6	5-13
90	2-7	3-6	5-13
91	3-3	4-8	7-11
92	3-6	3-6	6-12
93	5-4	4-4	9-8
94	2-2	2-1	3-3
95	3-1	1-2	4-3
96	5-1	3-3	8-4
97	2-1	1-1	3-2
98	2-1	1-5	3-6
99	4-2	1-2	5-4
00	1-2	1-2	2-4
01	1-2	1-2	2-4
02	1-2	2-1	3-3
03	1-2	0-3	1-5
04	1-1	1-2	3-3
05	1-2	1-2	2-4
06	2-1	1-3	3-4
07	3-1	2-1	5-2
08	1-2	0-3	1-5
09	1-3	0-3	1-6
10	3-1	0-2	3-3
11	1-1	1-2	2-3
12	3-1	1-2	4-3
13	0-3	0-3	0-6
14	0-3	1-2	1-5
15	1-2	1-2	2-4
16	2-2	3-0	5-2
17	2-1	1-2	3-3
18	1-2	1-2	2-4
19	1-2	1-2	2-4
20	1-2	1-2	2-4

YR	HOME	ROAD	TOTAL
101	172-137	125-178	297-315
70s	44-45	41-48	85-93
80s	55-35	40-47	95-82
90s	40-22	24-39	64-61
00s	14-17	9-23	23-40
10s	16-12	7-16	23-28
Nats	24-20	11-28	35-48

SAN DIEGO			
YR	HOME	ROAD	TOTAL
69	1-5	3-3	4-8
70	3-3	3-3	6-6
71	2-3	4-2	6-5
72	3-3	3-3	6-6
73	4-2	3-3	7-5
74	4-2	4-4	8-6
75	3-3	4-2	7-5
76	1-5	3-3	4-8
77	2-4	3-3	5-7
78	3-3	3-3	6-6
79	4-2	3-3	7-5
80	6-0	4-2	10-2
81	2-1	2-1	4-2
82	2-4	5-1	7-5
83	6-0	2-4	8-4
84	2-4	5-1	7-5
85	1-5	4-2	5-7
86	2-4	2-4	4-8
87	5-1	4-2	9-3
88	4-2	0-6	4-8
89	2-4	3-3	5-7
90	1-2	1-2	2-4
91	2-4	4-2	6-6
92	4-2	4-2	8-4
93	6-0	4-2	10-2
94	6-0	4-0	10-0
95	3-4	4-2	7-5
96	3-1	1-5	4-8
97	3-1	2-3	5-3
98	2-2	2-2	4-4
99	2-1	2-2	5-3
00	2-1	1-1	3-2
01	1-2	2-1	3-3
02	3-1	0-3	3-4
03	3-0	1-2	4-2
04	1-0	0-4	1-6
05	0-3	1-2	1-5
06	0-3	1-2	1-5
07	1-2	1-3	2-4
08	0-3	1-2	1-5
09	2-1	0-3	2-4
10	2-1	1-2	3-3
11	1-3	1-1	2-4
12	1-1	2-1	3-2
13	3-0	2-2	5-2
14	3-1	3-1	6-3
15	2-1	3-1	5-2
16	1-2	2-2	3-4
17	2-1	3-3	5-2
18	2-1	1-2	3-3
19	2-1	1-2	3-3
20	2-1	1-2	3-3

YR	HOME	ROAD	TOTAL
101	127-106	124-117	251-223
70s	29-30	31-29	60-59
80s	32-25	31-25	63-51
90s	38-18	33-22	71-40
00s	13-18	8-26	21-44
10s	14-10	18-11	32-21
Nats	17-22	22-22	39-44

SAN FRANCISCO			
YR	HOME	ROAD	TOTAL
69	0-6	1-5	1-11
70	3-3	3-3	6-6
71	6-0	1-5	7-5
72	2-4	4-2	6-6
73	3-3	3-3	6-6
74	2-4	2-4	4-8
75	1-5	4-2	5-7
76	5-1	2-4	7-5
77	3-3	3-3	6-6
78	3-3	2-4	5-7
79	3-3	4-2	7-5
80	3-3	4-2	7-5
81	1-3	1-2	2-5
82	2-4	2-4	4-8
83	4-2	4-2	8-4
84	3-3	4-2	7-5
85	3-3	4-2	7-5
86	2-4	3-3	5-7
87	2-4	3-3	5-7
88	4-2	3-3	7-5
89	3-3	4-2	7-5
90	2-1	2-1	4-2
91	4-2	3-3	7-5
92	3-3	2-4	5-7
93	3-3	0-6	3-9
94	2-4	2-4	4-8
95	3-4	4-2	7-5
96	5-1	4-3	9-4
97	5-1	3-3	8-4
98	2-1	1-5	3-6
99	3-3	1-2	4-5
00	2-1	3-3	5-3
01	1-2	1-3	2-5
02	2-1	2-1	4-2
03	4-0	3-0	7-0
04	2-2	3-5	5-7
05	1-2	2-1	3-3
06	3-0	2-1	5-1
07	2-1	3-1	4-2
08	0-4	0-3	0-7
09	1-2	1-2	2-4
10	1-2	1-2	2-4
11	1-1	1-2	2-3
12	1-1	1-2	2-3
13	2-1	1-2	3-3
14	1-1	1-2	2-3
15	0-3	0-4	3-4
16	1-1	2-2	4-3
17	1-0	2-2	3-2
18	1-1	1-2	2-3
19	1-1	1-2	2-3
20	1-1	1-2	2-3

YR	HOME	ROAD	TOTAL
101	122-115	115-129	237-244
70s	31-29	28-32	59-61
80s	27-31	32-25	59-56
90s	32-25	24-34	56-59
00s	14-17	17-19	31-36
10s	18-7	13-14	31-21
Nats	25-16	20-23	45-39

BALTIMORE			
YR	HOME	ROAD	TOTAL
69	0-6	1-5	1-11
70	3-3	3-3	6-6
71	6-0	1-5	7-5
72	2-4	4-2	6-6
73	3-3	3-3	6-6
74	2-4	2-4	4-8
75	1-5	4-2	5-7
76	5-1	2-4	7-5
77	3-3	3-3	6-6
78	3-3	2-4	5-7
79	3-3	4-2	7-5
80	3-3	4-2	7-5
81	1-3	1-2	2-5
82	2-4	2-4	4-8
83	4-2	4-2	8-4
84	3-3	4-2	7-5
85	3-3	4-2	7-5
86	2-4	3-3	5-7
87	2-4	3-3	5-7
88	4-2	3-3	7-5
89	3-3	4-2	7-5
90	2-1	2-1	4-2
91	4-2	3-3	7-5
92	3-3	2-4	5-7
93	3-3	0-6	3-9
94	2-4	2-4	4-8
95	3-4	4-2	7-5
96	5-1	4-3	9-4
97	5-1	3-3	8-4
98	2-1	1-5	3-6
99	3-3	1-2	4-5
00	2-1	3-3	5-3
01	1-2	1-3	2-5
02	2-1	2-1	4-2
03	4-0	3-0	7-0
04	2-2	3-5	5-7
05	1-2	2-1	3-3
06	2-1	1-2	3-3
07	1-2	3-4	4-3
08	2-1	1-2	3-3
09	1-2	1-2	2-4
10	2-1	0-3	2-4
11	1-1	1-2	2-3
12	1-2	1-2	2-4
13	1-1	0-2	1-3
14	0-3	0-4	3-4
15	0-3	2-1	2-4
16	1-1	0-2	1-3
17	1-0	0-3	1-2
18	1-1	1-2	2-3
19	1-1	1-2	2-3
20	1-1	1-2	2-3

YR	HOME	ROAD	TOTAL
101	110-115	97-128	207-244
70s	26-34	23-37	49-71
80s	31-27	24-33	55-60
90s	26-28	25-29	51-57
00s	18-16	13-20	31-36
10s	10-3	10-4	20-9
Nats	19-10	17-17	36-27

ANNUAL SEASON SERIES (CONTINUED)

Table with columns for Year (YR), Home (HOME), Road (ROAD), and Total (TOTAL) for five teams: Kansas City, Los Angeles (AL), Minnesota, New York (AL), Oakland, Seattle, Tampa Bay, Texas, and Toronto. Each team's data is presented in a grid format with rows for individual years and summary rows for decades (70s-10s) and a total row (Nats).



HISTORY AND RECORDS

NATIONALS FRANCHISE YEAR-BY-YEAR AGAINST NATIONAL LEAGUE OPPONENTS

Table with 20 columns (YEAR, ARI, ATL, CHI, CIN, COL, HOU, LAD, MIA, MIL, NYM, PHI, PIT, STL, SDP, SFG, IL PLAY, TOT) and 35 rows (1969-2017, TOTAL). Rows are shaded in alternating light and dark gray.

NATIONALS FRANCHISE YEAR-BY-YEAR AGAINST AMERICAN LEAGUE OPPONENTS

Table with 18 columns (YEAR, BAL, BOS, CWS, CLE, DET, HOU, KCR, LAA, MIN, NYY, OAK, SEA, TBR, TEX, TOR, vs. AL) and 20 rows (1997-2017, TOTAL). Rows are shaded in alternating light and dark gray.

FRANCHISE RECORD BOOK—MONTREAL EXPOS (1969-2004) AND WASHINGTON NATIONALS (2005-PRESENT)

Washington Nationals (2005-present)
RFK Stadium (2005-07), Nationals Park (2008-present)
Montreal Expos (1969-2004)
Jarry Park (1969-76), Olympic Stadium (1977-2004)

CATEGORY	CLUB GENERAL	RECORD
Most Wins, Season		98 [2012]
Most Wins, Season Home		56 [1979]
Most Wins, Season Road		50 [2017]
Most Wins, Month		23 [September, 1979]
Most Losses, Season		110 [1969]
Most Losses, Season Home		57 [1969]
Most Losses, Season Road		56 [2008]
Most Losses, Month		26 [September/October, 1976]
Most Consecutive Wins		10 [5 times; last: August 12-August 21, 2014]
Most Consecutive Wins, Home		13 [August 28-September 15, 1979]
Most Consecutive Wins, Road		9 [July 29-August 10, 1994 and September 12-26, 2011]
Most Consecutive Losses		20 [May 13-June 7, 1969]
Most Consecutive Losses, Home		12 [May 13-June 4, 1969]
Most Consecutive Losses, Road		13 [April 30-May 27, 1972]
Most Wins Over One Club, Season		15 [NYM in 1979, NYM in 2014 and ATL in 2016]
Most Wins Over One Club, Home		10 [ATL, 2015]
Most Wins Over One Club, Road		9 [at NYM, 2014]
Most Wins Over One Club, Consecutive		15 [SDP, 1993-95]
Most Losses To One Club, Season		15 [PHI in 1976, ATL in 2004 and PHI in 2009]
Most Losses To One Club, Home		8 [ATL in 2001 and NYM in 2006]
Most Losses To One Club, Road		9 [FLA in 2003]
Most Losses To One Club, Consecutive		11 [LAD in 1980]
Most Shut-Out Wins, Season		19 [2014]
Most Times Shut Out, Season		21 [2008]
MARGIN OF VICTORY		
Largest Margin of Victory		19 [July 30, 1978 at ATL (W19-0)]
Largest Margin of Victory, Shutout		19 [July 30, 1978 at ATL]
Largest Margin of Defeat		18 [May 24, 2000 at SF (L0-18)]
Largest Margin of Victory, Shutout		18 [May 24, 2000 at SFG]
ONE-RUN GAMES		
Most Consecutive One-Run Games		7 [August 26-September 2, 1995]
Most Consecutive One-Run Wins		12 [June 3-July 5, 2005]
Most Consecutive One-Run Losses		13 [July 9-August 6, 2005]
DEFICITS OVERCOME		
Largest Deficit Overcome To Win		9 [May 16, 1997 vs. SFG (down 2-11, W14-13)]
Largest Deficit Overcome To Win, Home		9 [May 16, 1997 vs. SFG (down 2-11, W14-13)]
Largest Deficit Overcome To Win, Road		8 [April 28, 2015 at ATL (down 2-10, W13-12)]
Largest Deficit Overcome To Win, 9th Inning or Later		4 [MANY TIMES; last: June 21, 2011 vs. SEA (down 5-1 after 8, W6-5)]
LEADS RELINQUISHED		
Largest Lead Relinquished In Loss		9 [July 20, 2012 vs. ATL (up 9-0 after 5, L10-11)]
Largest Lead Relinquished In Loss, Home		9 [July 20, 2012 vs. ATL (up 9-0 after 5, L10-11)]
Largest Lead Relinquished In Loss, Road		7 [August 28, 1998 at SD (led 8-1, L8-12)]
Largest Lead Relinquished In Loss, 9th Inning or Later		6 [September 13, 1997 at NYM (led 6-0 in 9th inn., L6-9 in 11 inn.)]



HISTORY AND RECORDS

LENGTH OF GAME

Longest Game, 9 innings.....	4:22 [October 1, 2017 vs. PIT (L8-11)]
Longest Game, 9-inning Home.....	4:22 [October 1, 2017 vs. PIT (L8-11)]
Longest Game, 9-inning Road.....	4:01 [September 25, 2016 at PIT W(10-7)]
Longest Game, Extra Innings.....	6:14 [August 23, 1989 vs. LAD (22 inn., L0-1)]
Longest Game, Extra Innings, Home.....	6:14 [August 23, 1989 vs. LAD (22 inn., L0-1)]
Longest Game, Extra Innings, Road.....	5:34 [September 3, 2014 at LAD (14 inn., W8-5)]
Longest Game, Innings Played.....	22 [August 23, 1989 vs. LAD (L0-1)]
Longest Game, Innings Played, Home.....	22 [August 23, 1989 vs. LAD (L0-1)]
Longest Game, Innings Played, Road.....	19 [July 7, 1985 vs. HOU (W6-3)]
Shortest Game, 9 innings.....	1:36 [July 6, 1969 at PHI (G2, W5-0)]
Shortest Game, 9-inning Home.....	1:38 [April 18, 1973 vs. PHI (W2-1)]
Shortest Game, 9-inning Road.....	1:36 [July 6, 1969 at PHI (G2, W5-0)]
Shortest Game, Extra Innings.....	2:04 [September 21, 1982 at NYM (10 inn., G1, L1-2)]
Shortest Game, Extra Innings, home.....	2:10 [July 31, 1977 vs. LAD (10 inn., L2-8)]
Shortest Game, Extra Innings, road.....	2:04 [September 21, 1982 at NYM (10 inn., G1, L1-2)]

PERSONNEL

Most Players Used, Season.....	57 [2006 and 2007]
Fewest Players Used, Season.....	30 [1972]
Most Players Used, Game.....	26 [September 3, 2014 at LAD (14 inn., W8-5)]
Most Players Used, 9-innings.....	24 [September 25, 2016 at PIT, W10-7]
Most Players Used, Game, Both Clubs.....	51 [Sept. 7, 2008 at ATL (ATL 28, WSH 23) and Sept. 3, 2014 at LAD (WSH 26, LAD 25)]

CATEGORY

CLUB BATTING

RECORD

RUNS SCORED

Most Runs Scored, Season.....	819 [2017]
Most Runs Scored, Game.....	23 [April 23, 2017 vs. NYM (W23-5)]
Most Runs Scored, Extra-Inning Game.....	14 [August 13, 1999 at COL (10 inn., W14-13)]
Most Runs Scored, Win.....	23 [April 23, 2017 vs. NYM (W23-5)]
Most Runs Scored, Loss.....	11 [August 14, 1982 vs. PHI (L11-15) and April 27, 2009 at PHI (L11-13)]
Most Runs Scored, Home.....	23 [April 23, 2017 vs. NYM (W23-5)]
Most Runs Scored, Road.....	21 [April 28, 1996 at COL (W21-9)]
Most Runs Scored, Home Win.....	23 [April 23, 2017 vs. NYM (W23-5)]
Most Runs Scored, Home Loss.....	11 [August 14, 1982 vs. PHI (L11-15)]
Most Runs Scored, Road Win.....	21 [April 28, 1996 at COL (W21-9)]
Most Runs Scored, Road Loss.....	11 [April 27, 2009 at PHI (L11-13)]
Most Runs Scored, Inning.....	13 [May 7, 1997 at SFG (6th inn., W19-3)]
Most Runs Scored, In An Extra Inning.....	6 [MANY TIMES; last: July 23, 2012 at NYM, 10th inn. (10 inn., W8-2)]
Most Runs Scored, 3-Game Series.....	35 [June 13-15, 1994 vs. PIT]
Most Runs Scored, 4-Game Series.....	46 [April 24-27, 2017 at COL]
Most Combined Runs, Game (Both Teams).....	32 [September 24, 1985 at CHI (W17-15)]
Most Consecutive Games, Scoring Run(s).....	110 [April 29-August 24, 1982]
Most Consecutive Games, Shut Out.....	3 [May 19-21, 1972 and September 26-30, 1972]

BATTING AVERAGE, ON-BASE, SLUGGING PERCENTAGES

Highest Batting Average, Season.....	.278 [1994]
Highest On-Base Percentage, Season.....	.343 [1994]
Highest Slugging Percentage, Season.....	.449 [2017]

AT-BATS

Most At-Bats, Season.....	5675 [1977]
Most At-Bats, Game.....	54 [May 7, 1997 at SFG (W19-3)]
Most At-Bats, Extra-Innings.....	82 [May 21, 1977 vs. SDP (21 inn., L8-11)]

HITS

Most Hits, Season.....	1482 [1983]
Most Hits, Game.....	28 [July 30, 1978 at ATL (W19-0)]
Most Hits, Game, Extra Innings.....	25 [May 21, 1977 vs. SDP (21 inn., L8-11)]
Most Hits, Game, Win.....	28 [July 30, 1978 at ATL (W19-0)]
Most Hits, Game, Loss.....	25 [May 21, 1977 vs. SDP (21 inn., L8-11)]
Most Hits, Inning.....	13 [May 7, 1997 at SFG (6th inn., W19-3)]
Most Consecutive Plate Appearances with a Hit.....	8 [May 7, 1997 at SFG (6th inn., W19-3) & Aug. 20, 2016 at ATL (4th inn., W11-9)]
Fewest Hits, Season (Min. 140 games).....	1205 [1972]
Fewest Hits, Game.....	0 [MANY TIMES; last: July 18, 1999 at NYY]
Fewest Hits, Game, Win.....	1 [September 5, 1982 vs. ATL and September 3, 1997 vs. BOS]
Fewest Hits, Game, Loss.....	0 [MANY TIMES; last: July 18, 1999 at NYY]

EXTRA-BASE HITS

Most Extra-Base Hits, Season.....	557 [2017]
Most Extra-Base Hits, Game.....	14 [July 30, 1978 at ATL (W19-0)]

SINGLES

Most Singles, Season.....	1042 [1983]
Most Singles, Game.....	17 [August 5, 1982 at PHI (W19-2)]

DOUBLES

Most Doubles, Season.....	339 [1997]
Most Doubles, Game.....	8 [MANY TIMES; last: July 5, 2014 vs. CHI (W13-0)]

TRIPLES

Most Triples, Season.....	61 [1980]
Most Triples, Game.....	4 [July 8, 1994 at SDP (W14-0)]

HOME RUNS

Most Home Runs, Season.....	215 [2017]
Most Home Runs, Season, Home Games.....	107 [2017]
Most Home Runs, Season, Road Games.....	108 [2017]
Most Home Runs, Season, Off One Opponent.....	31 [NYM in 2013 and 2017]
Most Home Runs, Game.....	8 [July 30, 1978 at ATL (W19-0) and July 27, 2017 vs. MIL (W15-2)]
Most Home Runs, Game, Home.....	8 [July 27, 2017 vs. MIL (W15-2)]
Most Home Runs, Game, Road.....	8 [July 30, 1978 at ATL (W19-0)]
Most Home Runs, Inning.....	5 [July 27, 2017 vs. MIL (W15-2)]
Most Consecutive Plate Appearances With A Home Run.....	4 [July 27, 2017 vs. MIL (W15-2)]
Most Consecutive Games Hitting at Least One Home Run.....	16 [May 18-June 5, 1999]
Most Pinch-Hit Home Runs, Season.....	12 [2016]
Most Pinch-Hit Home Runs, Game.....	2 [July 13, 1973 at ATL (G1, W11-7) and May 13, 2016 vs. MIA (W5-3)]
Most Grand Slams, Season.....	9 [1996]

RBI

Most RBI, Season.....	735 [2016]
Most RBI, Game.....	23 [July 27, 2017 vs. MIL (W15-2)]
Most RBI, Inning.....	13 [May 7, 1997 at SFG (6th inn., W19-3)]

WALKS/STRIKEOUTS

Most Walks, Season.....	695 [1973]
Most Walks, 9-inning Game.....	13 [September 14, 1974 vs. PIT (W17-2)]
Most Walks, Extra Innings.....	14 [June 2, 1980 vs. CHI (13 inn., W8-7)]
Most Intentional Walks, Season.....	85 [2002]
Most Strikeouts, Season.....	1344 [2015]
Most Strikeouts, 9-inning Game.....	18 [October 3, 2015 at NYM (G2, W2-0)]
Most Strikeouts, Extra Innings.....	19 [August 28, 2011 at CIN (14 inn, L4-5.)]
Most Strikeouts, Inning.....	4 [MANY TIMES; last: April 28, 2013 vs. CIN (L2-5)]



HISTORY AND RECORDS

STOLEN BASES

Most Stolen Bases, Season.....	237 [1980]
Most Stolen Bases, Game.....	7 [MANY TIMES; last: June 27 vs. CHI (W6-1)]
Most Stolen Bases, Inning.....	5 [June 9, 1995 at SFG (6th inn., W9-3)]
Most Times Caught Stealing, Season.....	100 [1991]
Most Times Caught Stealing, Game.....	4 [MANY TIMES; last: September 18, 2002 at FLA (W4-2)]

MISCELLANEOUS

Most Total Bases, Season.....	2495 [2017]
Most Total Bases, Game.....	58 [July 30, 1978 at ATL (W19-0)]
Most Times Hit By Pitch, Season.....	89 [2005]
Most Times Hit By Pitch, Game.....	4 [MANY TIMES; last: June 5, 2011 at ARI (W9-4)]
Most Sacrifice Flies, Season.....	63 [2016]
Most Sacrifice Flies, Game.....	4 [May 28, 1980 at CHI (14 inn., L4-8) and May 24, 1994 at FLA (W11-1)]
Most Sacrifice Bunts, Season.....	115 [1973]
Most Sacrifice Bunts, Game.....	5 [May 14, 1974 at PHI (W9-2) and September 27, 2006 vs. PHI (L7-8)]
Most GDP, Season.....	153 [2008]
Most GDP, Game.....	6 [May 8, 1988 vs. HOU (L2-7)]
Most Runners Left On Base, Season.....	1226 [1974]
Most Runners Left On Base, 9-inning Game.....	17 [June 2, 2004 at ATL (W8-4) and April 20, 2014 (W3-2)]
Most Runners Left On Base, Extra Innings.....	23 [May 21, 1977 vs. SDP (21 inn., L8-11)]
Most Pinch Hits, Season.....	67 [2006]
Most Pinch Hits, Game.....	4 [September 11, 1981 at CHI (L5-6)]
Most Pinch Hits, Extra Innings.....	4 [September 7, 1992 vs. STL (10 inn., L7-8)]

CATEGORY

CLUB PITCHING

RECORD

EARNED RUN AVERAGE

Highest ERA, Season.....	5.13 [2000]
Lowest ERA, Season.....	3.03 [2014]

COMPLETE GAMES

Most Complete Games, Season.....	49 [1971]
Fewest Complete Games, Season.....	0 [2007]
Most Consecutive Complete Games.....	4 [June 28-July 1 and 1974 June 7-11, 1981]

SHUTOUTS

Most Shutouts, Season.....	19 [2014]
Fewest Shutouts, Season.....	3 [2002, 2006 and 2009]
Most Consecutive Shutouts.....	4 [May 8-12, 1985]

HITS ALLOWED

Most Hits Allowed, Season.....	1575 [2000]
Most Hits Allowed, Game.....	24 [May 3, 2000 at COL (L7-16)]
Fewest Hits Allowed, Game.....	0 [Three times; last: October 3, 2015 (W2-0)]
Most Hits Allowed, Inning.....	9 [MANY TIMES; last: April 8 at PHI (1st inn., L3-17)]

RUNS ALLOWED

Most Runs Allowed, Season.....	902 [2000]
Most Runs Allowed, Game.....	20 [May 19, 2001 vs. SDP (L7-20)]
Fewest Runs Allowed, Season (Min. 140 Games).....	555 [2014]
Most Runs Allowed, Inning.....	12 [April 8 at PHI (1st inn., L3-17)]



EARNED RUNS ALLOWED

Most Earned Runs Allowed, Season.....	812 [2000]
Most Earned Runs Allowed, Game.....	19 [May 1, 1989 vs. CIN (L6-19) and May 19, 2001 vs. SDP (L7-20)]
Fewest Earned Runs Allowed, Season (Min. 140 Games).....	495 [2014]

HOME RUNS ALLOWED

Most Home Runs Allowed, Season.....	193 [2006]
Most Home Runs Allowed, Game.....	7 [April 5, 1997 vs. COL (L3-15) and June 4, 2003 vs. ANA (L2-11)]
Fewest Home Runs Allowed, Season (Min. 140 Games).....	89 [1976]
Most Home Runs Allowed, Inning.....	4 [June 21, 1971 at Atlanta - (G1) (8th inn., L4-6)]
Most Home Runs Allowed, Consecutive Batters.....	3 [MANY TIMES; last: July 21, 2017 at ARI (L5-6)]
Most Home Runs Allowed, Month.....	49 [August 2009]
Most Consecutive Games Not Allowing Home Run.....	13 [May 5-23, 1980]
Most Grand Slams Allowed, Season.....	12 [2000]

HIT BATSMEN

Most Hit Batsmen, Season.....	92 [2006]
Most Hit Batsmen, Game.....	4 [MANY TIMES; last: July 20, 2005 (L2-3)]
Fewest Hit Batsmen, Season (Min. 140 Games).....	21 [1984 and 1985]
Most Hit Batsmen, Inning.....	3 [August 15, 1992 vs. STL (1st inn., L4-6)]

WALKS

Most Walks Issued, Season.....	716 [1970]
Most Walks Issued, 9-inning Game.....	15 [July 9, 1973 vs. CIN (L6-11)]
Most Walks Issued, Game, Extra Innings.....	13 [MANY TIMES; last: August 8, 2010 (12 inn., L4-5)]
Fewest Walks Issued, Season (Min. 140 Games).....	352 [2014]
Most Intentional Walks Issued, Season.....	93 [2006]
Most Intentional Walks Issued, 9-inning Game.....	4 [August 18, 1988 vs. SDP (L4-5) and September 8, 2006 at COL (L8-11)]
Most Intentional Walks Issued, Game, Extra Innings.....	5 [May 28, 1980 at CHI (14 inn., L4-8)]

STRIKEOUTS

Most Strikeouts, Season.....	1476 [2016]
Most Strikeouts, 9-inning Game.....	20 [May 11, 2016 vs. DET (W3-2)]
Most Strikeouts, Game, Extra Innings.....	20 [August 17, 2013 at ATL (15 inn., W8-7) and April 24, 2016 vs. MIN (16 inn., W6-5)]
Most Consecutive Strikeouts.....	9 [October 3, 2015 at NYM (W3-2)]
Most Strikeouts, Inning.....	4 [MANY TIMES; last: April 26, 2006 vs. CIN (8th inn.)]
Most Strikeouts, Game, Bullpen.....	19 [August 17, 2013 at ATL (15 inn., W8-7)]

WILD PITCHES

Most Wild Pitches, Season.....	74 [2009]
Most Wild Pitches, Game.....	6 [April 10, 1982 at PHI (W11-3)]
Most Wild Pitches, Inning.....	3 [MANY TIMES; last: Sept. 3, 2013 at PHI (6th inn., W9-6)]

RELIEF PITCHING

Most Relief Appearances, Season.....	588 [2007]
Most Relief Appearances, Game.....	9 [September 3, 2014 at LAD (14 inn., W8-5) and September 7, 2016 vs. ATL (11 inn., W5-4)]
Most Relief Innings, Season.....	590.2 [2007]
Most Relief Innings, Game.....	17.0 [(G1) June 28, 1974 vs. CHI (18 inn., L7-8)]
Most Relief Wins, Season.....	36 [1990]
Lowest Relief ERA, Season.....	2.54 [1974]

SAVES

Most Saves, Season.....	61 [1993]
Fewest Saves, Season.....	21 [1969 and 1976]

PERSONNEL

Most Pitchers Used, Season.....	30 [2009]
Fewest Pitchers Used, Season.....	12 [1971 and 1972]
Most Pitchers Used, Game.....	9 [September 18, 2007 vs. NYM (W9-8) and September 25, 2016 at PIT (W10-7)]
Most Pitchers Used, Extra Innings.....	10 [September 3, 2014 at LAD (14 inn., W8-5)]



HISTORY AND RECORDS

CATEGORY	CLUB FIELDING	RECORD
FIELDING PERCENTAGE		
Highest Fielding Percentage, Season988 [2016]
Lowest Fielding Percentage, Season.....		.971 [1969]
ERRORS		
Most Errors, Season.....		184 [1969]
Most Errors, Game.....	6 [MANY TIMES; last: September 8, 2006 at COL (L8-11)]	
Fewest Errors, Season (Min. 140 Games)		73 [2016]
Most Errors, Inning.....	5 [April 14, 1969 vs. STL (4th inn., W8-7)]	
Most Errors, 9-inning Game, Both Clubs	8 [MANY TIMES; last: September 8, 2006 at COL (L8-11)]	
Most Errors, Extra Innings, Both Clubs.....	10 [September 4, 1971 at PIT (11 inn., L6-7)]	
Most Consecutive Errorless Games.....	13 [June 2-15, 2011 and June 25-July 9, 2014]	
Most Consecutive Errorless Innings.....	130.2 [June 1-16, 2011]	
DOUBLE PLAYS		
Most Double Plays, Season.....		192 [1970]
Most Double Plays, Game.....	5 [MANY TIMES; last: June 6, 2009 vs. NYM (W7-1)]	
Most Double Plays, 9-inning Game, Both Clubs	7 [MANY TIMES; last: June 27, 2012, WSH (4) at COL (3) (W11-5)]	
Most Double Plays, Extra Innings, Both Clubs.....	8 [July 20, 1975 vs. ATL (11 inn., W6-5) and April 26, 2001 at STL (15 inn., W4-3)]	
OUTFIELD ASSISTS		
Most Outfield Assists, Season		69 [1978]
Most Outfield Assists, Game.....	3 [MANY TIMES; last: August 7, 2004 at HOU (W8-3)]	
CATEGORY	INDIVIDUAL BATTING	RECORD
GAMES PLAYED		
Most Games Played, Career.....		1767 [Tim Wallach]
Most Games Played, Season	162 [MANY TIMES; last: Ryan Zimmerman, 2007]	
Most Consecutive Games Played	276 [Vladimir Guerrero, April 21, 1998-August 30, 1999]	
Most Consecutive Games Started (DH Included)	205 [Ryan Zimmerman, September 19, 2006-May 3, 2008]	
RUNS SCORED		
Most Runs Scored, Career		947 [Tim Raines]
Most Runs Scored, Season		133 [Tim Raines, 1983]
Most Runs Scored, Game.....	5 [MANY TIMES; last: Anthony Rendon, April 30, 2017 vs. NYM (W23-5)]	
BATTING AVERAGE, ON-BASE, SLUGGING PERCENTAGES		
Highest Batting Average, Career (Min. 500 Games)323 [Vladimir Guerrero]
Highest Batting Average, Season347 [Daniel Murphy, 2016]
Highest On-Base Percentage, Career (Min. 500 Games)402 [Rusty Staub]
Highest On-Base Percentage, Season460 [Bryce Harper, 2018]
Highest Slugging Percentage, Career (Min. 500 Games).....		.588 [Vladimir Guerrero]
Highest Slugging Percentage, Season.....		.664 [Vladimir Guerrero, 2000]
AT-BATS, PLATE APPEARANCES		
Most At-Bats, Career.....		6529 [Tim Wallach]
Most At-Bats, Season.....		659 [Warren Cromartie, 1979]
Most At-Bats, 9-inning Game.....	7 [Rondell White, May 7, 1977 at SFG (W19-3)]	
Most At-Bats, Extra Innings	11 [Dave Cash, May 21, 1977 vs. SDP (21 inn., L8-11)]	
Most Plate Appearances, Career.....		7174 [Tim Wallach]
Most Plate Appearances, Season.....		731 [Tim Raines, 1982]
Most Plate Appearances, 9-inning Game	7 [Rondell White, May 7, 1977 at SFG (W19-3)]	
Most Plate Appearances, Extra Innings	11 [Dave Cash, Warren Cromartie and Tony Perez, May 21, 1977 vs. SDP (21 inn. L8-11)]	
Most Plate Appearances, Inning.....	2 [MANY TIMES; last: Wilmer Difo, September 20, 2017 at ATL (8th inn., W7-3)]	
Most Consecutive Plate Appearances Reaching Base Safely.....	10 [R. Staub, Sept. 24-27, 1969 and N. Johnson, June 18-20, 2009]	

HITS

Most Hits, Career.....	1694 [Tim Wallach]
Most Hits, Season.....	206 [Vladimir Guerrero, 2002]
Most Hits, 9-inning Game.....	6 [Anthony Rendon, April 30, 2017 vs. NYM (W23-5)]
Most Hits, Extra Innings.....	6 [Rondell White, June 11, 1995 at SFG (13 inn., W10-8)]
Most Hits, Inning.....	2 [MANY TIMES; last: Matt Wieters, August 28, 2017 vs. MIA (6th inn., W11-9)]
Most Hits, Month.....	47 [Al Oliver, August of 1982, Marquis Grissom, June of 1994 and Daniel Murphy, May of 2016]
Most Hits, Month, March/April.....	45 [Mark Grudzielanek, 1996]
Most Hits, Month, May.....	47 [Daniel Murphy, 2016]
Most Hits, Month, June.....	47 [Marquis Grissom, 1994]
Most Hits, Month, July.....	46 [Delino DeShields, 1993]
Most Hits, Month, August.....	47 [Al Oliver, 1982]
Most Hits, Month, September/October.....	42 [MANY TIMES; last: Marquis Grissom, 1993]
Most Consecutive Plate Appearances With Hit.....	8 [MANY TIMES; Last: Trea Turner, August 23-24, 2016]

HITTING, HOME RUN STREAKS

Longest Consecutive-Game Hitting Streak.....	31 [Vladimir Guerrero, July 27-August 26, 1999]
Longest Consecutive-Game Home Run Streak.....	4 [MANY TIMES; last: Bryce Harper, April 14-17, 2016]

MULTI-HIT GAMES

Most Multi-Hit Games, Career.....	461 [Tim Raines]
Most Multi-Hit Games, Season.....	65 [Tim Raines, 1986 and Mark Grudzielanek, 1996]
Most Consecutive Multi-Hit Games.....	8 [Cristian Guzman, August 26-September 3, 2008]
Most Multi-Hit Games, Month.....	16 [Vladimir Guerrero, July, 1998]

EXTRA-BASE HITS

Most Extra-Base Hits, Career.....	642 [Ryan Zimmerman]
Most Extra-Base Hits, Season.....	89 [Alfonso Soriano, 2006]
Most Extra-Base Hits, Game.....	4 [MANY TIMES; last: Ryan Zimmerman, September 29 vs. PIT (W6-1)]
Most Extra-Base Hits, Month.....	23 [Vladimir Guerrero, August, 1999]

SINGLES

Most Singles, Career.....	1163 [Tim Raines]
Most Singles, Season.....	157 [Mark Grudzielanek, 1996]
Most Singles, Game.....	5 [MANY TIMES; last: Trea Turner, June 24, 2017 vs. CIN (W18-3)]

DOUBLES

Most Doubles, Career.....	371 [Ryan Zimmerman]
Most Doubles, Season.....	54 [Mark Grudzielanek, 1997]
Most Doubles, Game.....	3 [MANY TIMES; last: Stephen Drew, July, 16, 2016 vs. PIT (W6-0)]

TRIPLES

Most Triples, Career.....	82 [Tim Raines]
Most Triples, Season.....	13 [MANY TIMES; last: Mitch Webster, 1986]
Most Triples, Game.....	2 [MANY TIMES; last: Ben Revere, August 13, 2016 vs. Atlanta (W7-6)]

HOME RUNS

Most Home Runs, Career.....	251 [Ryan Zimmerman]
Most Home Runs, Career, Left-Handed Hitter.....	150 [Bryce Harper]
Most Home Runs, Career, Right-Handed Hitter.....	251 [Ryan Zimmerman]
Most Home Runs, Career, Switch Hitter.....	115 [Jose Vidro]
Most Home Runs, Season.....	46 [Alfonso Soriano, 2006]
Most Home Runs, Season, Home.....	25 [Vladimir Guerrero, 2000]
Most Home Runs, Season, Road.....	22 [Andre Dawson, 1983 and Alfonso Soriano, 2006]
Most Home Runs, Season, Off One Club.....	8 [Gary Carter, 1977 against PIT and Bryce Harper, 2015 against PHI]
Most Home Runs, Season, Left-Handed Hitter.....	42 [Bryce Harper, 2015]
Most Home Runs, Season, Right-Handed Hitter.....	46 [Alfonso Soriano, 2006]
Most Home Runs, Season, Switch Hitter.....	24 [Jose Vidro, 2000 and Danny Espinosa, 2016]



HISTORY AND RECORDS

Most Home Runs, Season, As 1B	38 [Adam Dunn, 2010]
Most Home Runs, Season, As 2B	24 [Jose Vidro, 2000]
Most Home Runs, Season, As 3B	33 [Ryan Zimmerman, 2009]
Most Home Runs, Season, As SS	25 [Ian Desmond, 2012]
Most Home Runs, Season, As OF	46 [Alfonso Soriano, 2006]
Most Home Runs, Season, As C	31 [Gary Carter, 1977]
Most Home Runs, Season, As P	2 [MANY TIMES; last: Stephen Strasburg, 2017]
Most Home Runs, Season, Single Month	13 [Vladimir Guerrero, September/October 2000 and Bryce Harper, May 2015]
Most Home Runs, Month, March/April	11 [Ryan Zimmerman, 2017]
Most Home Runs, Month, May	13 [Bryce Harper, 2015]
Most Home Runs, Month, June	9 [MANY TIMES; last: Ian Desmond, 2013]
Most Home Runs, Month, July	11 [Vladimir Guerrero, 1998]
Most Home Runs, Month, August	12 [Rusty Staub, 1970 and Vladimir Guerrero, 1999]
Most Home Runs, Month, September/October	13 [Vladimir Guerrero, 2000]
Most Home Runs, Pre All-Star Break	27 [Alfonso Soriano, 2006]
Most Home Runs, Post All-Star Break	24 [Vladimir Guerrero, 1998 and 1999]
Most Home Runs, Game	3 [MANY TIMES; last: Anthony Rendon, April 30, 2017 vs. NYM (W23-5)]
Most First-Inning Lead-Off Home Runs, Career	15 [Brad Wilkerson]
Most First-Inning Lead-Off Home Runs, Season	9 [Brad Wilkerson, 2004; Alfonso Soriano, 2006]
Most Multi-Homer Games, Career	23 [Bryce Harper]
Most Multi-Homer Games, Season	8 [Vladimir Guerrero, 2000]
Most Consecutive Multi-Homer Games	2 [MANY TIMES; last: Bryce Harper, May 6-8, 2015]
Most Consecutive Plate Appearances with Home Run	3 [MANY TIMES; last: Bryce Harper, May 6-8, 2015]
Most Consecutive At-Bats with Home Run	3 [MANY TIMES; last: Bryce Harper, May 6-8, 2015]
Most Grand Slams, Career	7 [Gary Carter]
Most Grand Slams, Season	2 [MANY TIMES; last: Danny Espinosa and Bryce Harper, 2016]
RBI	
Most RBI, Career	937 [Ryan Zimmerman]
Most RBI, Career, Left-Handed Hitter	421 [Bryce Harper]
Most RBI, Career, Right-Handed Hitter	937 [Ryan Zimmerman]
Most RBI, Career, Switch Hitter	556 [Tim Lincecum]
Most RBI, Season	131 [Vladimir Guerrero, 1999]
Most RBI, Season, Home	75 [Vladimir Guerrero, 1999]
Most RBI, Season, Road	71 [Andre Dawson, 1983]
Most RBI, Season, Off One Club	23 [Hubie Brooks, 1985 against PIT]
Most RBI, Season, Left-Handed Hitter	109 [Al Oliver, 1982]
Most RBI, Season, Right-Handed Hitter	131 [Vladimir Guerrero, 1999]
Most RBI, Season, Switch Hitter	103 [Ken Singleton, 1973]
Most RBI, Season, As 1B	106 [Al Oliver, 1982]
Most RBI, Season, As 2B	97 [Jose Vidro, 2000]
Most RBI, Season, As 3B	123 [Tim Lincecum, 1987]
Most RBI, Season, As SS	96 [Hubie Brooks, 1985 and Orlando Cabrera, 2001]
Most RBI, Season, As OF	130 [Vladimir Guerrero, 1999]
Most RBI, Season, As C	101 [Gary Carter, 1980]
Most RBI, Season, As P	12 [Steve Renko, 1971 and Max Scherzer, 2016]
Most RBI, Single Month, Season	31 [Hubie Brooks, September/October of 1987]
Most RBI, March/April, Season	29 [Ryan Zimmerman, 2017]
Most RBI, May, Season	29 [Tim Lincecum, 1987 and Henry Rodriguez, 1996]
Most RBI, June, Season	30 [Moises Alou, 1994]
Most RBI, July, Season	28 [Bob Bailey, 1970]
Most RBI, August, Season	29 [Vladimir Guerrero, 1999]
Most RBI, September/October, Season	31 [Hubie Brooks, 1987]

Most RBI, Pre All-Star Break.....	76 [Vladimir Guerrero, 2000]
Most RBI, Post All-Star Break.....	68 [Tony Batista, 2004]
Most RBI, Game.....	10 [Anthony Rendon, April 30 vs. NYM (W23-5)]
Most Consecutive Games with RBI.....	9 [Ryan Zimmerman, September 3-12, 2012]
Most RBI, Inning.....	6 [Andre Dawson, September 24, 1985 at CHI (W17-15) and Juan Rivera, June 19, 2004 vs. CWS (W6-2)]
Most Multi-RBI Games, Career.....	223 [Ryan Zimmerman]
Most Multi-RBI Games, Season.....	35 [Vladimir Guerrero, 2000]

WALKS/STRIKEOUTS

Most Walks, Career.....	793 [Tim Raines]
Most Walks, Season.....	124 [Bryce Harper, 2015]
Most Walks, 9-inning Game.....	5 [Rodney Scott, April 12, 1980 at PHI (L2-6)]
Most Walks, Extra Innings.....	6 [Bryce Harper, May 8, 2016 at CHI (13 inn., L3-4)]
Most Intentional Walks, Career.....	130 [Vladimir Guerrero]
Most Intentional Walks, Season.....	32 [Vladimir Guerrero, 2002]
Most Intentional Walks, 9-inning Game.....	2 [MANY TIMES; last: Wilmer Difo, August 9 vs. MIA (W10-1)]
Most Intentional Walks, Extra Innings.....	3 [Tim Raines, June 15, 1989 at STL (10 inn., L3-4) & Bryce Harper, May 8, 2016 at CHI (13 inn., L3-4)]
Most Strikeouts, Career.....	1213 [Ryan Zimmerman]
Most Strikeouts, Season.....	199 [Adam Dunn, 2010]
Fewest Strikeouts, Season (Min. 502 Plate Appearances).....	29 [Ron Hunt, 1972 and Dave Cash, 1978]
Most Strikeouts, Game.....	5 [MANY TIMES; last: Michael A. Taylor, June 22, 2016 at LAD (L3-4)]

STOLEN BASES

Most Stolen Bases, Career.....	635 [Tim Raines]
Most Stolen Bases, Season.....	97 [Ron LeFlore, 1980]
Most Stolen Bases, Game.....	4 [MANY TIMES; last: Trea Turner, June 27, 2017 vs. CHI (W6-1)]
Most Stolen Bases, Inning.....	2 [MANY TIMES; last: Trea Turner, June 27, 2017 vs. CHI (W6-1)]
Most Consecutive Stolen Bases, Team.....	23 [September 18-25, 1974]
Most Consecutive Stolen Bases Without Being Thrown Out.....	37 [Tim Raines, September 22, 1983-July 6, 1984]
Most Consecutive Games With At Least One Stolen Bases.....	7 [MANY TIMES; last: Marquis Grissom, May 26-June 2, 1991]
Most Times Caught Stealing, Career.....	106 [Tim Raines]
Most Times Caught Stealing, Season.....	23 [Delino DeShields, 1991]
Most Times Caught Stealing, Game.....	2 [MANY TIMES; last: Trea Turner, August 23 at BAL (L1-8)]

MISCELLANEOUS

Most Total Bases, Career.....	2828 [Ryan Zimmerman]
Most Total Bases, Season.....	379 [Vladimir Guerrero, 2000]
Most Total Bases, Game.....	16 [MANY TIMES; last: Trea Turner, June 27, 2017 vs. CHI (W6-1)]
Most Times Hit By Pitch, Career.....	114 [Ron Hunt]
Most Times Hit By Pitch, Season.....	50 [Rod Hunt, 1971]
Most Times Hit By Pitch, Game.....	2 [MANY TIMES; last: Daniel Murphy, September 9, 2016 vs. PHI (W5-4)]
Most Sacrifice Flies, Career.....	71 [Andre Dawson]
Most Sacrifice Flies, Season.....	18 [Andre Dawson, 1983]
Most Sacrifice Flies, Game.....	2 [MANY TIMES; last: Jayson Werth, April 28, 2015 at ATL (W13-12)]
Most Sacrifice Bunts, Career.....	101 [Steve Rogers]
Most Sacrifice Bunts, Season.....	23 [Larry Lintz, 1974]
Most Sacrifice Bunts, Game.....	3 [MANY TIMES; last: Gio Gonzalez, May 2, 2015 at NYM (W1-0)]
Most GDP, Career.....	189 [Ryan Zimmerman]
Most GDP, Season.....	27 [John Bateman in 1971 and Ken Singleton in 1973]
Most GDP, 9-inning Game.....	3 [Ryan Zimmerman, June 21, 2011 vs. SEA (W6-5)]
Most GDP, Game, Extra Innings.....	3 [Fernando Seguinol, April 26, 2001 at STL (15 inn., W4-3)]
Most Pinch-Hit Appearances, Career.....	334 [Wallace Johnson]
Most Pinch-Hit Appearances, Season.....	82 [Jose Morales in 1976]



HISTORY AND RECORDS

Most Pinch Hits, Career.....	78 [Wallace Johnson]
Most Pinch Hits, Season.....	25 [Jose Morales in 1976]
Highest Pinch-Hit Batting Average, Career (50 Pinch-Hit AB Min.).....	.346 [Jamey Carroll]
Highest Pinch-Hit Batting Average, Season (10 Pinch-Hit Minimum).....	.385 [Wil Cordero, 2002]
Most Pinch-Hit Home Runs, Career.....	5 [Jose Morales]
Most Pinch-Hit Home Runs, Season.....	4 [Hal Breeden, 1973 and Adam Lind, 2017]
Most Pinch-Hit RBI, Career.....	47 [Jose Morales]
Most Pinch-Hit RBI, Season.....	24 [Jose Morales, 1976]

Most Hits By A Pitcher, Career.....	122 [Steve Rogers]
Most Hits By A Pitcher, Season.....	24 [Steve Renko, 1973]
Most Home Runs By A Pitcher, Career.....	6 [Steve Renko]
Most Home Runs By A Pitcher, Season.....	2 [MANY TIMES; last: Stephen Strasburg, 2017]

Most Hits By A Pitcher, Game.....	3 [MANY TIMES; last: Stephen Strasburg, August 1, 2016 at ARI (W14-1)]
Most RBI By A Pitcher, Game.....	4 [MANY TIMES; last: Max Scherzer, October 2, 2016 vs. MIA (W10-7)]

ROOKIES

Highest Batting Average, Season (Min. 300 At-Bats).....	.342 [Trea Turner, 2016]
Highest On-Base Percentage, Season (Min. 300 At-Bats).....	.391 [Tim Lincecum, 2007]
Highest Slugging Percentage, Season (Min. 300 At-Bats).....	.567 [Trea Turner, 2016]

Most Games, Season.....	158 [Danny Espinosa, 2011]
Most At-Bats, Season.....	620 [Warren Cromartie, 1977]
Most Runs, Season.....	98 [Bryce Harper, 2012]
Most Hits, Season.....	176 [Ryan Zimmerman, 2006]
Most Home Runs, Season.....	22 [Bryce Harper, 2012]
Most RBI, Season.....	110 [Ryan Zimmerman, 2006]
Most Stolen Bases, Season.....	71 [Tim Lincecum, 2007]
Longest Consecutive-Game Hitting Streak.....	17 [Ryan Zimmerman, June 28-July 18, 2006]

CATEGORY

INDIVIDUAL PITCHING

RECORD

GAMES

Most Appearances, Career.....	425 [Tim Lincecum]
Most Appearances, Season.....	92 [Mike Marshall, 1973]

GAMES STARTED

Most Starts, Career.....	393 [Steve Rogers]
Most Starts, Season.....	40 [Steve Rogers, 1977]

INNINGS

Most Innings Pitched, Career.....	2837.2 [Steve Rogers]
Most Innings Pitched, Season, Starter.....	301.2 [Steve Rogers, 1977]
Most Innings Pitched, Season, Reliever.....	179.0 [Mike Marshall, 1973]
Most Innings Pitched, Game, Starter.....	11.2 [Bill Stoneman, September 1, 1972 at CIN (L0-1)]
Most Innings Pitched, Game, Reliever.....	8.1 [Mike Marshall, September 7, 1973 vs. NYM (G2, L2-4)]

WINS

Most Wins, Career.....	158 [Steve Rogers]
Most Wins, Season.....	21 [Gio Gonzalez, 2012]
Most Wins, Season, Home.....	13 [Ross Grimsley, 1978]
Most Wins, Season, Road.....	13 [Steve Rogers, 1982]

Highest Winning Percentage, Career (Minimum 30 Decisions).....	.676 [Kirk Reuter, 25-12 from 1993-1996]
Highest Winning Percentage, Season (Minimum 15 Decisions).....	.789 [Stephen Strasburg, 15-4 in 2017]

Most Wins, Pre All-Star Break.....	13 [Charlie Lea, 1984 and Ken Hill, 1994]
Most Wins, Post All-Star Break.....	13 [Dale Murray, 1975]

Most Relief Wins, Career.....	42 [Tim Lincecum]
Most Relief Wins, Season.....	15 [Dale Murray, 1975]

HISTORY AND RECORDS

Most Consecutive Wins, Starter.....	16 [Stephen Strasburg, September 15, 2015-July 15, 2016]
Most Consecutive Wins, Reliever.....	10 [Andy McGaffigan, August 13, 1987-April 4, 1989]

LOSSES

Most Losses, Career.....	152 [Steve Rogers]
Most Losses, Season.....	22 [Steve Rogers, 1974]

Most Relief Losses, Career.....	37 [Jeff Reardon]
Most Relief Losses, Season.....	12 [Luis Ayala, 2004]

Most Consecutive Losses, Starter.....	11 [Ray Burris, April 11-August 21, 1982]
Most Consecutive Losses, Reliever.....	8 [Dale Murray, April 22-July 18, 1976 and Sean Burnett, August 18, 2009-August 18, 2010]

ERA

Lowest ERA, Career (Min. 500 IP).....	2.61 [Tim Burke]
Lowest ERA, Season (among those qualified).....	1.90 [Pedro Martinez, 1997]

COMPLETE GAMES

Most Complete Games, Career.....	129 [Steve Rogers]
Most Complete Games, Season.....	20 [Bill Stoneman, 1971]
Most Consecutive Complete Games.....	7 [Bill Stoneman, July 6-August 20, 1971]

SHUTOUTS

Most Shutouts, Career.....	37 [Steve Rogers]
Most Shutouts, Season.....	5 [MANY TIMES, last Carlos Perez, 1997]
Most Consecutive Starts Resulting In Shutouts.....	3 [Woodie Fryman, April 16-May 3, 1975]

NO-HITTERS

Most No-Hitters, Career.....	2 [Bill Stoneman and Max Scherzer]
Most No-Hitters, Season.....	2 [Max Scherzer, June 20, 2015 vs. PIT and October 3, 2015 at NYM]

PERFECT GAME

Most Perfect Games, Career.....	1 [Dennis Martinez, July 28, 1991 at LAD (W2-0)]
---------------------------------	--

CONSECUTIVE SCORELESS INNINGS

Most Consecutive Scoreless Innings.....	35.0 [Stephen Strasburg, August 29-September 17, 2017]
Most Consecutive Scoreless Innings, Starter.....	35.0 [Stephen Strasburg, August 29-September 17, 2017]
Most Consecutive Scoreless Innings, Reliever.....	29.1 [Mike Marshall, July 22-August 22, 1972]

HITS ALLOWED

Most Hits Allowed, Career.....	2,619 [Steve Rogers]
Most Hits Allowed, Season.....	281 [Carl Morton, 1970]
Most Hits Allowed, Game.....	15 [John Dopson, July 3, 1988 vs. ATL (W9-2)]

RUNS ALLOWED

Most Runs Allowed, Career.....	1,122 [Steve Rogers]
Most Runs Allowed, Season.....	139 [Steve Rogers, 1974]
Most Runs Allowed, Game.....	10 [MANY TIMES; last: Jeremy Guthrie, April 8, 2017 at PHI (L3-17)]

EARNED RUNS ALLOWED

Most Earned Runs Allowed, Career.....	1,001 [Steve Rogers]
Most Earned Runs Allowed, Season.....	126 [Steve Rogers, 1974]
Most Earned Runs Allowed, Game.....	10 [MANY TIMES; last: Jeremy Guthrie, April 8, 2017 at PHI (L3-17)]

HOME RUNS ALLOWED

Most Home Runs Allowed, Career.....	155 [Javier Vazquez]
Most Home Runs Allowed, Season.....	31 [Javier Vazquez, 1998, Ramon Ortiz, 2006 and Max Scherzer 2016]
Most Home Runs Allowed, Game.....	4 [MANY TIMES; last: Max Scherzer, May 6, 2016 at CHI (L6-8)]
Most Home Runs Allowed, Inning.....	3 [MANY TIMES; last: Max Scherzer, July 21, 2017 at ARI (1st inn., L5-6)]

HIT BATSMEN

Most Hit Batsmen, Career.....	52 [Dennis Martinez]
Most Hit Batsmen, Season.....	18 [Ramon Ortiz, 2006]
Most Hit Batsmen, Game.....	4 [Livan Hernandez, July 20, 2005 vs. COL (L2-3)]

NATIONALS PARK
COMMUNITY RELATIONS
DREAM FOUNDATION
YOUTH BASEBALL ACADEMY
FRONT OFFICE OWNERSHIP
MANAGER | COACHING STAFF
PLAYERS
IN REVIEW
HISTORY AND RECORDS
SCOUTING | RESEARCH | PLAYER DEV.
MEDIA



HISTORY AND RECORDS

WALKS

Most Walks, Career.....	876 [Steve Rogers]
Most Walks, Season.....	146 [Bill Stoneman, 1971]
Fewest Walks, Season (Min. 162 Innings).....	24 [Doug Fister, 2014]
Most Walks, Game.....	10 [Ernie McAnally, September 23, 1971 vs. PHI (L4-6)]

STRIKEOUTS

Most Strikeouts, Career.....	1621 [Steve Rogers]
Most Strikeouts, Career, Left-Handed Pitcher.....	1089 [Gio Gonzalez]
Most Strikeouts, Career, Right-Handed Pitcher.....	1621 [Steve Rogers]
Most Strikeouts, Career, Starter.....	1616 [Steve Rogers]
Most Strikeouts, Career, Reliever.....	522 [Tyler Clippard]
Most Strikeouts, Season.....	305 [Pedro Martinez, 1997]
Most Strikeouts, Season, Left-Handed Pitcher.....	222 [Jeff Fassero, 1996]
Most Strikeouts, Season, Right-Handed Pitcher.....	305 [Pedro Martinez, 1997]
Most Strikeouts, Season, Starter.....	305 [Pedro Martinez, 1997]
Most Strikeouts, Season, Reliever.....	124 [Mike Marshall, 1973]
Most Strikeouts, Game.....	20 [Max Scherzer, May 11, 2016 vs. DET (W3-2)]
Most Strikeouts, Game, Left-Handed Pitcher.....	14 [Jeff Fassero, August 11, 1996 vs. CHI (W4-3)]
Most Strikeouts, Game, Right-Handed Pitcher.....	20 [Max Scherzer, May 11, 2016 vs. DET (W3-2)]
Most Strikeouts, Game, Starter.....	20 [Max Scherzer, May 11, 2016 vs. DET (W3-2)]
Most Strikeouts, Game, Reliever.....	8 [MANY TIMES; last: Britt Reames, July 27, 2002 vs. FLA (L2-7)]
Most Strikeouts, Inning.....	4 [Steve Kline, August 17, 1999 at SFG (7th inn., W2-1); Jon Rauch, April 26, 2006 vs. CIN (8th inn., L0-5)]
Most Consecutive Strikeouts.....	9 [Max Scherzer, October 3, 2015 at NYM (W2-0)]

WILD PITCHES

Most Wild Pitches, Career.....	87 [Steve Rogers]
Most Wild Pitches, Season.....	19 [Steve Renko, 1974]
Most Wild Pitches, Game.....	6 [Bill Gullickson, April 10, 1982 at PHI (W11-3)]

SAVES

Most Saves, Career.....	152 [Jeff Reardon]
Most Saves, Season.....	47 [Chad Cordero, 2005]
Most Saves, Pre All-Star Break.....	31 [Chad Cordero, 2005]
Most Saves, Post All-Star Break.....	24 [Mel Rojas 1986]
Most Consecutive Appearances Earning a Save.....	15 [Chad Cordero, June 5-July 2, 2005]
Most Consecutive Team Games Earning a Save.....	5 [Steve Kline, June 1-5, 2000]
Most Consecutive Successfully Converted Save Opportunities.....	26 [Chad Cordero, April 26, 2005-July 2, 2005]

BALKS

Most Balks, Career.....	21 [Dennis Martinez]
Most Balks, Season.....	10 [Dennis Martinez and Pascual Perez, 1988]
Most Balks, Game.....	2 [MANY TIMES; last: Stephen Strasburg, September 8, 2013 at MIA (W6-4)]

ROOKIES

Most Games.....	79 [Gary Majewski, 2005]
Most Starts.....	37 [Chad Morton, 1970]
Most Innings Pitched.....	284.2 [Carl Morton, 1970]
Most Wins.....	18 [Carl Morton, 1970]
Lowest ERA (Minimum 100.0 Innings).....	1.54 [Steve Rogers, 1973]
Most Complete Games.....	10 [Carl Morton, 1970]
Most Shutouts.....	4 [Carl Morton, 1970]
Most Saves.....	14 [Chad Cordero, 2004]
Most Strikeouts.....	161 [Balor Moore, 1972]

CATEGORY **INDIVIDUAL FIELDING** **RECORD**

FIELDING PERCENTAGE

Highest Fielding Percentage, Career (Minimum 250 games)

1B995 [David Segui]
2B989 [Danny Espinosa]
3B969 [Anthony Rendon]
SS.....	.984 [Spike Owen]
OF.....	.995 [Denard Span]
C994 [Wilson Ramos]
P.....	.990 [Luis Ayala]

Highest Fielding Percentage, Season (Among those who qualified)

1B997 [David Segui, 1995]
2B991 [Mike Lansing, 1995]
3B979 [Anthony Rendon, 2017]
SS.....	.989 [Spike Owen, 1990]
OF.....	1.000 [Denard Span, 2013]
C998 [Brian Schneider, 2004]
P.....	1.000 [MANY PLAYERS; last Gio Gonzalez, 2015]

PUTOUTS

Most Putouts, Career

1B	7893 [Andres Galarraga]
2B	1801 [Jose Vidro]
3B	1354 [Tim Wallach]
SS.....	1442 [Chris Speier]
OF.....	3554 [Andre Dawson]
C	7345 [Gary Carter]
P.....	237 [Steve Rogers]

Most Putouts, Season

1B	1464 [Andres Galarraga, 1988]
2B	362 [Dave Cash, 1978]
3B	162 [Tim Wallach, 1984]
SS.....	291 [Chris Speier, 1982]
OF.....	435 [Andre Dawson, 1983]
C	1094 [Wilson Ramos, 2016]
P.....	30 [Steve Rogers, 1974]

ASSISTS

Most Assists, Career

1B	592 [Andres Galarraga]
2B	2737 [Jose Vidro]
3B	3285 [Tim Wallach]
SS.....	2551 [Chris Speier]
OF.....	103 [Andre Dawson]
C	843 [Gary Carter]
P.....	462 [Steve Rogers]

Most Assists, Season

1B	118 [Al Oliver, 1983]
2B	464 [Danny Espinosa, 2011]
3B	383 [Tim Wallach, 1985]
SS.....	514 [Orlando Cabrera, 2001]
OF.....	24 [Ellis Valentine, 1978 and Warren Cromartie, 1978]
C	108 [Gary Carter, 1980]
P.....	63 [Steve Rogers, 1977]



HISTORY AND RECORDS

ERRORS

Most Errors, Career	
1B	73 [Andre Galarrraga]
2B	71 [Jose Vidro]
3B	199 [Tim Wallach]
SS	147 [Ian Desmond]
OF	87 [Vladimir Guerrero]
C	73 [Gary Carter]
P	31 [Steve Rogers]
Most Errors, Season	
1B	19 [Al Oliver, 1982 and Lee Stevens, 2001]
2B	27 [Delino DeShields, 1991]
3B	35 [Larry Parrish, 1975]
SS	34 [Ian Desmond, 2010]
OF	19 [Vladimir Guerrero, 1999]
C	15 [John Bateman, 1970]
P	7 [MANY TIMES; last: Steve Rogers, 1977]
Most Errors, Game	
1B	3 [Michael Morse, July 15, 2011 at ATL]
2B	3 [MANY TIMES; last: Randy Ready, September 10, 1993 vs. CIN, 10 innings]
3B	3 [MANY TIMES; last: Ryan Zimmerman, September 7, 2007 at ATL]
SS	4 [Chris Speier, May 12, 1981 at LAD]
OF	2 [MANY TIMES; last: Justin Maxwell, October 1, 2010 at FLA]
C	3 [Jeff Reed, July 28, 1987 at CHI]
P	2 [MANY PLAYERS, last Doug Fister, April 27, 2015 at ATL]

It took 1,882 games, and more than 11 seasons in D.C. before the Nationals experienced the thrill of turning a triple play.

On July 29, 2016 at AT&T Park in San Francisco, the Nationals were clung to a 4-1 lead in the bottom of the eighth inning. The Giants loaded the bases with nobody out, bringing the dangerous Brandon Crawford to the plate. Dusty Baker brought lefty Sammy Solis in to pitch and bolstered his defense, inserting shortstop Danny Espinosa and first baseman Ryan Zimmerman behind Solis. Some may be inclined to refer to this as a "triple switch," but Espinosa was inserted straight up for Wilmer Difo, while Solis and Zimmerman entered on a "double switch."

Crawford ripped a line drive directly at Zimmerman, who was playing the line to prevent an extra base hit. Zimmerman caught the line drive and stepped on first base to double off Buster Posey. Former National Denard Span read the line drive off the bat as a base hit and broke from third base, assuming he would trot home. Zimmerman calmly tossed the ball across the diamond, where Anthony Rendon was waiting near the bag. He caught it, stepped on third base and completed the first triple play in Washington Nationals history (2005-present). It was also the first 3-3-5 triple play in Major League history.

Beyond that historic night, below are some notes on where the triple play fits into Washington's baseball history:

THE LAST TIME A D.C.-BASED TEAM HIT INTO A TRIPLE PLAY: May 19, 2010 vs. NYM. Cristian Guzman laced a sinking liner to center field that resulted in an unconventional 8-2-6-3 triple play. Angel Pagan retired Guzman by snagging the line drive, but Pagan's throw to second base was off target and bounced toward the mound, where the catcher Henry Blanco raced to scoop it up. Blanco immediately fired the ball to shortstop Jose Reyes at second base to double off Livan Hernandez. Reyes then gunned the ball to first baseman Ike Davis, who toed the bag to "triple" off Nyjer Morgan, who began the play at first base.

THE LAST TRIPLE PLAY TURNED BY THE WASHINGTON SENATORS: July 30, 1968 at Cleveland Stadium. It was an unassisted triple play turned by Ron Hansen, who caught Joe Azcue's popup before tagging Dave Nelson (began play on second base) and Russ Snyder (began play on first base) out in sequence to cap the bottom of the first inning.

THE LAST TIME A DC-BASED TEAM TURNED A TRIPLE PLAY IN A HOME GAME: April 24, 1954 vs. BOS. With runners on first (Billy Goodman) and second (Tom Brewer) base, BOS' Karl Olsen popped up a bunt and the AL Nationals turned a 1-6-3 triple play as left-handed pitcher Mickey McDermott and shortstop Mel Hoderlein each recorded a putout and an assist on the play. First baseman Roy Sievers finished feat with a putout.

WASHINGTON NATIONALS HISTORY AND RECORDS

W



HISTORY AND RECORDS

WASHINGTON NATIONALS ALL-TIME ROSTER

NOTE: 323 players appeared in at least one game with the Washington Nationals in 13 seasons (2005-17).

PLAYERS / PITCHERS BY SEASON

2005... 55 total / 25 pitchers
 2006... 57 total / 29 pitchers
 2007... 47 total / 26 pitchers
 2008... 50 total / 25 pitchers
 2009... 55 total / 30 pitchers
 2010... 46 total / 26 pitchers
 2011... 44 total / 24 pitchers
 2012... 43 total / 19 pitchers
 2013... 44 total / 21 pitchers
 2014... 40 total / 18 pitchers
 2015... 44 total / 24 pitchers
 2016... 43 total / 24 pitchers
 2017... 49 total / 24 pitchers

A (11)

ABAD, Fernando.....2013
 ABREU, Winston.....2007
 ADAMS, Austin.....2017
 ALBALADEJO, Jonathan.....2007
 ALBERS, Matt.....2017
 ANDERSON, Marlon.....2006
 ANWIL, Rick.....2011-12
 ARMAS JR., Tony.....2005-06
 ASTACIO, Pedro.....2006
 ATLANO, Luis.....2010
 AVALA, Luis.....2005, 2007-08

B (31)

BACSIK, Mike.....2007
 BAERGA, Carlos.....2005
 BALESTER, Collin.....2008-11
 BARD, Josh.....2009
 BARRETT, Aaron.....2014-15
 BATISTA, Miguel.....2010
 BATISTA, Tony.....2007
 BAUTISTA, Rafael.....2017
 BEIMEL, Joe.....2009
 BELISLE, Matt.....2016
 BELLARD, Ronnie.....2007-09
 BENNETT, Gary.....2005
 BERGMANN, Jason.....2005-10
 BERNARDINA, Roger.....2008-13
 BISENUI, Jose.....2010
 BIXLER, Brian.....2011
 BLANCO, Tony.....2005
 BLANTON, Joe.....2017
 BLEVINS, Jerry.....2014
 BONIFACIO, Emilio.....2008
 BOOKER, Chris.....2006-07
 BOONE, Aaron.....2008
 BOWIE, Mitchell.....2006-07
 BRAY, Bill.....2006
 BRODERICK, Brian.....2011
 BROWN, Corey.....2011-13
 BRUNYEY, Brian.....2010
 BURKE, Jamie.....2009-10
 BURNETT, Sean.....2009-12, 16
 BURRIS, Emmanuel.....2015
 BYRD, Marlon.....2005-06

C (27)

CABRERA, Asdrubal.....2014
 CABRERA, Daniel.....2009
 CAMPBELL, Brett.....2006
 CAPPAS, Matt.....2010
 CARPENTER, David.....2015
 CARRASCO, Hector.....2005
 CARROLL, Brett.....2005
 CARROLL, Jamey.....2005
 CASTILLA, Vinny.....2005
 CASTO, Kory.....2007-08
 CASTRO, Bernie.....2006
 CEDENO, Xavier.....2013-15
 CEFKY, Matt.....2005
 CHAVEZ, Endy.....2005
 CHICO, Matt.....2007-08, 2010
 CHURCH, Ryan.....2005-07

CINTRON, Alex.....2009
 CLAYTON, Royce.....2006
 CLIPPAARD, Tyler.....2008-14
 COFFEY, Todd.....2011
 COLE, A.J.....2015-17
 COLÓME, Jesus.....2007-09
 CORA, Alex.....2011
 CONCORN, Ray.....2006
 CORDERO, Chad.....2005-08
 CORDERO, Wilfredo.....2005
 CRUZ, Deriv.....2005

D (19)

DAVIS, Erik.....2013
 DAVIS, J.J.....2005
 DAY, Zach.....2005-06
 DE AZA, Alejandro.....2017
 DE LOS SANTOS, Abel.....2015
 DeJESUS, David.....2013
 DerOSA, Mark.....2012
 DEN DEKKER, Matt.....2015-16
 DESMOND, Ian.....2009-15
 DETWILER, Ross.....2007, 2009-14

DIPO, Wilmer.....2015-17
 DOBBS, Greg.....2014
 DOOLITTLE, Sean.....2017
 DORTA, Melvin.....2006
 DREW, Stephen.....2016-17
 DRESE, Ryan.....2005-06
 DUKE, ZACH.....2012-13
 DUKES, Elijah.....2008-09
 DUINN, Adam.....2009-10

E (8)

EATON, Adam.....2017
 EISCHEN, Joey.....2005-06
 ENGLISH, Jesse.....2010
 ESCOBAR, Alex.....2006
 ESCOBAR, Yunel.....2015
 ESPINOSA, Danny.....2010-16
 ESTRADA, Johnny.....2008
 ESTRADA, Marco.....2008-09

F (5)

FEDDE, Erick.....2017
 FICK, Robert.....2006-07
 FISTER, Doug.....2014-15
 FLORES, Jesus.....2007-09, 2011-12
 FRANDSEN, Kevin.....2014

G (21)

GARATE, Victor.....2009
 GARCIA, Christian.....2012
 GAUDIN, Chad.....2011
 GIOLTO, Lucas.....2016
 GLOVER, Koda.....2016-17
 GOODWIN, Tyrrell.....2005
 GOMES, Jonny.....2011
 GOODWIN, Brian.....2016-17
 GONZALEZ, Alberto.....2008-10
 GONZALEZ, Michael.....2012
 GONZALEZ, Gio.....2012-17
 GONZALEZ, Wily.....2006
 GOODWIN, Brian.....2016
 GORZELANNY, Tom.....2011-12
 GOTT, Trevor.....2016-17
 GRACE, Matt.....2015-17
 GREEN, Grant.....2017
 GRYBOSKI, Kevin.....2006
 GUILLEN, Jose.....2005-06
 GUTHRIE, Jeremy.....2017
 GUZMAN, Cristian.....2005, 2007-10

H (18)

HAIRSTON Jr., Jerry.....2011
 HAIRSTON, Scott.....2013-14
 HALAMA, John.....2005
 HAMMONDS, Jeffrey.....2005
 HANRAHAN, Joel.....2007-09
 HAREN, Dan.....2013
 HARPER, Brandon.....2008
 HARPER, Bryce.....2012-17
 HARRIS, Brendan.....2005-06
 HARRIS, Willie.....2008-10
 HEISEY, Chris.....2016-17
 HERNADEZ, Anderson.....2008-09
 HERNADEZ, Livan.....2005-06, 2009-11
 HILL, Shawn.....2006-08
 HILL, Taylor.....2014-15
 HINKLEY, Mike.....2008-09
 HORGAN, Joe.....2005
 HUGHES, Travis.....2005-06

I (1)

IZTURIS, Cesar.....2012

J (7)

JACKSON, Damian.....2006
 JACKSON, Edwin.....2012, 2017
 JANSSEN, Assef.....2015
 JIMENEZ, D'Angelo.....2007
 JOHNSON, Nick.....2005-06, 2008-09
 JOHNSON, Reed.....2015
 JORDAN, Taylor.....2013-15

K (14)

KARNS, Nathan.....2013
 KEARNS, Austin.....2006-09
 KELLEY, Shawn.....2016-17
 KELLY, Kenny.....2005
 KENDRICK, Howie.....2017
 KENNEDY, Adam.....2010
 KENSING, Logan.....2009
 KIEBOOM, Spencer.....2016
 KIM, Sun-woo.....2005
 KIMBALL, Cole.....2011
 KING, Ray.....2007-08
 KINTZLER, Brandon.....2017
 KOBERNUS, Jeff.....2013-14
 KROL, Ian.....2013

L (17)

LANGERHANS, Ryan.....2007-08
 LANNAN, John.....2007-12
 LaROCHE, Adam.....2011-14
 LATOS, Mat.....2016
 LeCROY, Matthew.....2006
 LEDEZMA, Wil.....2009
 LEON, Sandy.....2012-14
 LIDGE, Brad.....2012
 LIND, Adam.....2017
 LOAIZA, Esteban.....2005
 LOBATON, Jose.....2014-17
 LO DUCA, Paul.....2008
 LOGAN, Nook.....2006-07
 LOMBARD, George.....2006
 LOMBARDUZZI, Steve.....2011-13
 LOPEZ, Felipe.....2006-08
 LOPEZ, Reynaldo.....2016

M (28)

MacDOUGAL, Mike.....2009
 MACKOWIAK, Rob.....2008
 MADSON, Ryan.....2017
 MAJEWSKI, Gary.....2005-06
 MALDONADO, Carlos.....2010, 2012
 MANNING, Charlie.....2008
 MARQUIS, Jason.....2010-11
 MARRERO, Chris.....2011, 2013
 MARTIN, J.D.....2009-10
 MARTIN, Rafael.....2015
 MARTIS, Shairon.....2008-09
 MATEO, Henry.....2005-06
 MATOS, Luis.....2006
 MATHEUS, Ryan.....2011-14
 MAXWELL, Justin.....2007, 2009-10
 MAYA, Yuneshy.....2010-11, 2013
 McLOUTH, Nate.....2014
 MELANCON, Mark.....2016
 MENCH, Kevin.....2010
 MILLEDGE, Lastings.....2008-09
 MILONE, Tommy.....2011
 MOCK, Garrett.....2008-10
 MONTZ, Luke.....2018
 MOORE, Tyler.....2012-15
 MORGAN, Nyjer.....2009-10
 MORSE, Mike.....2009-12
 MUNOZ, Arnie.....2007
 MURPHY, Daniel.....2016-17

N (4)

NADY, Xavier.....2012
 NIEVES, Wil.....2008-10
 NITKOWSKI, C.J.....2005
 NY, Lance.....2011

O (8)

O'CONNOR, Mike.....2006, 2008
 OHKA, Tomo.....2005
 OHLENDRORF, Ross.....2013
 OLSEN, Scott.....2009-10
 ORB, Peter.....2008-09
 ORTIZ, Ramon.....2006
 OSIK, Keith.....2005
 OSUNA, Antonio.....2005

P (13)

PADILLA, Jorge.....2009
 PAPELBN, Jonathan.....2015-16
 PAPELBN, Corey.....2009
 PATTERSON, John.....2005-07
 PEACOCK, Brad.....2011
 PENNA, Wily Mo.....2007-08
 PERALTA, Joel.....2010
 PEREZ, Beltran.....2006
 PEREZ, Eury.....2012-13
 PEREZ, Odalis.....2008
 PEREZ, Oliver.....2016-17
 PERRY, Ryan.....2012
 PETIT, Yusmeiro.....2016

Q (0)

None

R (21)

RABURN, Ryan.....2017
 RAMIREZ, Santiago.....2006
 RAMOS, Wilson.....2010-16
 RASNER, Darrell.....2005
 RAUCH, Jon.....2005-08
 READ, Raudy.....2017
 REDDING, Tim.....2007-08
 RENDON, Anthony.....2013-17
 RESTOVICH, Michael.....2007
 REVERE, Ben.....2016
 RIVERA, Saul.....2006-09
 RIVERO, Felipe.....2015-16
 ROARK, Tanner.....2013-17
 ROBINSON, Clint.....2015-16
 ROBLES, Victor.....2017
 RODRIGUEZ, Felix.....2006
 RODRIGUEZ, Henry.....2011-13
 RODRIGUEZ, Ivan.....2010-11
 ROMERO, Enny.....2017
 ROSS, Joe.....2015-17
 RZEPczynski, Marc.....2016

S (31)

SANCHEZ, Brian.....2008
 SANCHEZ, Adrian.....2017
 SCHERZER, Max.....2015-17
 SCHIERHOLTZ, Nate.....2014
 SCHROEDER, Brian.....2005-07
 SCHROEDER, Chris.....2006-08
 SEGOVIA, Zack.....2009
 SEVERINO, Atahualpa.....2010-11
 SEVERINO, Pedro.....2015-17
 SHELL, Steven.....2008-09
 SHORT, Rick.....2005
 SIMONTACCHI, Jason.....2007
 SLATEN, Doug.....2010-11
 SLEDGE, Iermell.....2005
 SNEILING, Chris.....2007
 SOLANO, Jonathan.....2012-13
 SOLIS, Sammy.....2015-17
 SORIANO, Alfonso.....2006
 SORIANO, Rafael.....2013-14
 SOSA, Jorge.....2009
 SOUZA JR., Steven.....2014
 SPAN, Denard.....2013-15
 SPEIGNER, Levante.....2007-08
 SPIVEY, Junior.....2005
 STAIRS, Matt.....2011
 STAMMEN, Craig.....2009-15
 STANTON, Mike.....2005-06
 STEVENSON, Andrew.....2017
 STOREN, Drew.....2010-15
 STRASBURG, Stephen.....2010-17
 SUZUKI, Korki.....2012-13

T (10)

TAVERAS, Julian.....2009
 TAVERAS, Wily.....2010
 TAYLOR, Michael A.....2014-17
 THORNTON, Matt.....2014-15
 TRABER, Billy.....2006-07
 TRACY, Chad.....2012-13
 TRENNEN, Blake.....2014-17
 TUCKER, T.J.....2005
 TURNER, Jacob.....2017
 TURNER, Trea.....2015-17

U (1)

UGGLA, Dan.....2015

V (4)

VARGAS, Claudio.....2005
 VENTO, Mike.....2006
 VIDRO, Jose.....2005-06
 VILLONE, Ron.....2009

W (15)

WAGNER, Ryan.....2006-07
 WALKER, Tyler.....2010
 WALTERS, Zach.....2013-14
 WANG, Chen-Ming.....2011-12
 WARD, Daylie.....2006
 WATSON, Brandon.....2005-07
 WELLS, Kip.....2009
 WERTH, Jayson.....2011-17
 WHITE, Matt.....2005
 WIETERS, Matt.....2017
 WILKERSON, Brad.....2005
 WILLIAMS, Jerome.....2005
 WILLINGHAM, Josh.....2009-10
 WILSON, Josh.....2007
 WILSON, Preston.....2005

X (0)

None

Y (1)

YOUNG, Dmitri.....2007-08

Z (2)

ZIMMERMAN, Ryan.....2005-17
 ZIMMERMAN, Jordan.....2009-15



WASHINGTON NATIONALS ALL-TIME NUMERICAL ROSTER

00
 Brandon Watson 2005-07
1
 Tyrell Godwin 2005
 Willie Harris 2008
 Njyer Morgan 2009-10
 Steve Lombardozzi 2011-13
 Wilmer Difo 2015-17
2
 Jamey Carroll 2005
 Damian Jackson 2006
 Felipe Lopez 2006-08
 Roger Bernadina 2008-12
 Denard Span 2013-15
 Adam Eaton 2017
3
 Jose Vidro 2005-06
 Jesus Flores 2007-09
 Wilson Ramos 2010-12
 Eury Perez 2012
 Asdrubal Cabrera 2014
 Michael A. Taylor 2015-17
4
 Henry Mateo 2005-06
 Devin Cruz 2005
 Brendan Harris 2006
 D'Angelo Jimenez 2007
 Ryan Langerhans 2007
 Pete Orr 2008
 Corey Patterson 2009
 Pat Listach, Coach, 2009-10
 Rick Eckstein, Coach, 2011-13
 David DeLeus 2013
 Zach Walters 2013-14
 Reed Johnson 2015
 Howie Kendrick 2017
5
 Carlos Baerga 2005
 Davey Lopes Coach, 2006
 Kory Costas 2007-08
 Jim Riggleman, Mgr., 2007-11
 Davey Johnson, Mgr., 2011-13
 Yunel Escobar 2015
 Grant Green 2017
 Adrian Sanchez 2017
6
 Jose Guillen 2005-06
 D'Angelo Jimenez 2007
 Emilio Bonifacio 2008
 Anderson Hernandez 2008-09
 Ian Desmond 2009-11
 Cesar Lirio 2012
 Anthony Rendon 2013-17
7
 Brad Wilkerson 2005
 Wiki Gonzalez 2006
 Felipe Lopez 2006
 Nook Logan 2006-07
 Roger Bernadina 2008
 Emilio Bonifacio 2008
 Josh Bard 2009
 Ivan Rodriguez 2010-11
 Mark DeRosa 2012
 Scott Hairston 2014-17
 Trea Turner 2015-17
8
 Marlon Anderson 2006
 Chris Snelling 2007
 Aaron Boone 2008
 Jorge Padilla 2009
 John McLaren, Coach, '10-11
 Danny Espinosa 2012-16
 Brian Goodwin 2017
9
 Vinny Castilla 2005
 Bernie Castro 2006
 Lenny Harris, Coach, 2007-08
 Marquis Grissom, Coach, 2009
 Jim Leth Coach, 2010-13
 Matt Williams, Mgr., 2014-15
 Ben Revere 2016
 Rafael Bautista 2017
10
 Royce Clayton 2006
 Brandon Harper 2007
 Ronnie Belliard 2007-09
 Tim Lof Coach, 2010
 Brian Bixler 2011
 Corey Brown 2011-13
 Stephen Drew 2016-17
11
 Jeffrey Hammonds 2005
 Junior Spivey 2005
 Ryan Zimmerman 2006-17
12
 Don Buford Coach, 2005
 Alfonso Soriano 2006
 Josh Wilson 2007
 Rob Mackowiak 2008
 Alberto Gonzalez 2008-10
 Matt Stairs 2011
 Tyler Moore 2015
 Dusty Baker, Mgr., 2016-17

13
 Antonio Osuna 2005
 Robert Fick 2006-07
 Alex Cintron 2009
 Jamie Burke 2010
 Alex Cora 2011
 Jerry Blewins 2014
 Bob Henley, Coach, 2016-17
14
 Eddie Rodriguez, Coach, '05-06
 Manny Acta, Mgr., 2007-09
 Rick Eckstein, Coach, 2010
 Chris Marrero 2011, 2013
 Bob Henley, Coach, 2014-15
 Chris Hensley 2016-17
 Victor Robles 2017
15
 Cristian Guzman 2005, '07-10
 Jerry Hairston Jr. 2011
 Brett Carroll 2012
 Dan Haren 2013
 Nate McLouth 2014
 Davey Lopes, Coach, 2016-17
16
 Bob Nantz, Coach, 2005
 Mike Vento 2006
 Justin Maxwell 2007
 Willy Mo Pena 2007
 Paul Lo Duca 2008
 Scott Willingham 2009-10
 Tim Reddy, Coach, 2011-12
 Emmanuel Burriss 2015
17
 Tom McCraw Coach, 2005
 George Lombard 2006
 Tim Reddy, Coach, 2011-12
 Sean Burnett 2009-12, 16
 Nate Schierholtz 2014
 Alejandro De Aza 2017
18
 Terrence Selig 2005
 Matthew LeCroy 2006
 Melvin Dortch 2006
 Tim Tolman Coach, 2007-08
 Rick Eckstein, Coach, 2009
 Danny Espinosa 2010-11
 Chad Tracy 2012-13
 Mando A. Taylor 2014
 Matt Belisle 2016
 Ryan Raburn 2017
19
 Ryan Church 2005-07
 Tyler Clippard 2008
 Scott Olsen 2009-10
 Laynce Nixon 2011
 Kevin Frandsen 2014
20
 Frank Robinson, MGR, '05-'06
 Adam Kennedy 2010
 Laynce Nixon 2011
 Ian Desmond 2012-15
 Daniel Murphy 2016-17
21
 Esteban Loaiza 2005
 Luis Matos 2006
 Dmitri Young 2007-08
 Jason Marquis 2010-11
 Xavier Nady 2012
 Steven Souza Jr. 2014
 Matt Den Dekker 2015-16
 Brandon Kintzler 2017
22
 John Patterson 2005-07
 Brian Sanches 2008
 Willie Harris 2009-10
 Drew Storen 2011-15
 A.J. Cole 2016-17
23
 Brian Schneider 2005-07
 Johnny Estrada 2008
 Luke Montz 2008
 Wil Nieves 2009-10
 Collin Balester 2011
 Jonathan Solano 2012-13
 Pedro Martinez 2015
 Marc Repczynski 2016
 Eric Fiedor 2017
24
 Nick Johnson '05-06, '08-'09
 Pete Orr 2009
 Matt Stairs 2011
 Rick Ankiel 2011-12
 Kurt Suzuki 2012-13
 Matt LeCroy, Coach, 2014-15
 Jacques Jones, Coach, 2016-17
25
 Wil Cordero 2005
 Ryan Zimmerman 2005
 Marlon Byrd 2006
 Austin Kearns 2007-09
 Carlos Maldonado 2010
 Tyler Walker 2010
 Adam LaRoche 2011-14
 Clint Robinson 2015-16

26
 J.J. Davis 2005
 Marlon Byrd 2005
 Ramon Ortiz 2006
 John Lannan 2007
 Willy Mo Pena 2007-08
 Jerome Williams 2007
 Logan Kensing 2009
 Jesus Flores 2011-12
 Jeff Kobernus 2013-14
 Dan Uggla 2015
 Trevor Gott 2016
 Adam Lind 2017
27
 Zach Day 2006
 Rick Aponte, Coach, 2007-08
 Jordan Zimmermann 2009-15
 Shawn Kelley 2016-17
28
 Tony Blanco 2005
 Austin Kearns 2006
 Jerry Morales, Coach, 2007-10
 Mike Morse 2009-10
 Jayson Werth 2011-17
29
 Gary Bennett 2005
 Tony Beasley, Coach, 2006
 Ross Detwiler 2007
 Michael Restovich 2007
 Ryan Langerhans 2008
 Jorge Sosa 2009
 Wily Taveras 2010
 Yunesky Maya 2010-11
 Rafael Soriano 2013-14
 Xavier Cedeno 2015
 Pedro Severino 2016-17
30
 Mike Stanton 2005-06
 Chris Booker 2006-07
 Justin Maxwell 2009-10
 Darrell Rensner 2011
 Zach Duke 2012-13
 Aaron Barrett 2014-16
 Koda Glover 2017
31
 Sun-woo Kim 2005
 Darrell Rensner 2011
 Daryle Ward 2006
 John Lannan 2008-12
 Yunesky Maya 2013
 Xavier Cedeno 2014
 Max Scherzer 2015-17
32
 Chad Cordero 2005-08
 Chip Wells 2009
 Jamie Burke 2009
 Brian Bruney 2010
 Kevin Mench 2010
 Tom Gorzelanny 2011-12
 Tony Tarasco, Coach, 2013-15
 Koda Glover 2016
 Matt Wieters 2017
33
 Edwin Jackson 2012
 Roger Bernadina 2013
 Greg Dobbs 2014
 Doug Fister 2015
 Doug Fister 2016-17
34
 Tomo Ohka 2005
 Travis Hughes 2005
 Pedro Astacio 2006
 Ray King 2007
 Elijah Dukes 2008-09
 Bryce Harper 2012-17
35
 Rick Short 2005
 John Wetteland Coach, 2006
 Ryan Wagner 2006-07
 Craig Stammen 2008
 Chris Speier Coach, 2016-17
36
 Tony Armas Jr. 2005-06
 Levente Speigner 2007
 Ryan Wagner 2008
 Charlie Manning 2008
 Tyler Clippard 2009-14
 Sammy Solis 2016-17
37
 Dave Huppert Coach, 2005
 Travis Hughes 2006
 Mike Bacsik 2007
 Levente Speigner 2008
 Pat Listach, Coach, 2009
 Stephen Strasburg 2010-17
38
 Gary Mawjicki 2005-06
 Kevin Gryboski 2006
 Joel Hanrahan 2007-09
 Michael Morse 2011-12
 Taylor Jordan 2013-15
 Matt Lotos 2016
 Jacob Turner 2017

39
 Joe Horgan 2005
 Kenny Kelly 2005
 Brett Campbell 2006
 Pat Corrales, Coach, '07-'09, '11
 Sharon Martis 2009
 Tyler Walker 2010
 Rick Schu Coach, 2013-17
40
 Zach Day 2005
 Billy Traber 2006-07
 Collin Balester 2008-09
 Chien-Ming Wang 2011-12
 Wilson Ramos 2012-16
 Edwin Jackson 2017
41
 Shawn Hill 2006-08
 Wil Ledezma 2009
 Ron Villone 2009
 Mike MacDougal 2009
 Brad Peacock 2011
 Sandy Leon 2012-14
 Joe Ross 2015-17
42
 Jackie Robinson MLB rel.
 Dmitri Young, 4/16/07 only
 Nationals Team Mult. Times
43
 Bill Bray 2006
 Roy Corcoran 2006
 Jesus Colome 2007-09
 Miguel Batista 2010
 Rick Ankiel 2011
 Brian Bixler 2011
 Steve McCatty, Coach, 2012
 Luis Milledge 2013
 Mark Melancon 2016
 Matt Albers 2017
44
 Preston Wilson 2005
 Alan Escobar 2006
 Lastings Milledge 2008
 Adam Dunn 2009-10
 Trent Jewett 2011-13
 Casey Janssen 2015
 Lucas Giolito 2016
 Ryan Madson 2017
45
 Claudio Vargas 2005
 Ryan Drese 2005-06
 Chris Schroder 2007
 Odalis Perez 2008
 Daniel Cabrera 2009
 Steve McCatty, Coach, 2009
 Doug Slaten 2010-11
 Ryan Perry 2012
 Blake Treinen 2016-17
 Andrew Stevenson 2017
46
 Randy St. Claire, Coach, '05-'09
 Joe Bisenius 2010
 Tommy Milone 2011
 Ian Krol 2012
 Matt Thornton 2013-15
 Oliver Perez 2016-17
47
 Endy Chavez 2005
 Matt Cepicky 2005
 Daniel Cabrera 2009
 Matt White 2005
 Felix Rodriguez 2006
 Matt Chico 2007-08, '10
 Gio Gonzalez 2012-17
48
 Hector Carrasco 2005
 Mike O'Connor 2006
 Ross Detwiler 2009-14
 David Carpenter 2015
 Brian Goodwin 2016
 C.J. Nitkowski 2016
 Mitchell Page, Coach, 2006-07
 Arnie Munoz 2007
 Chris Schroder 2008
 Garrett Mock 2009-10
 Carlos Maldonado 2005
 Mark Weidemaier, Coach, 2014-15
 Reynaldo Lopez 2016
50
 Jason Simontacchi 2007
 Garrett Mock 2008
 Julian Tavarez 2008
 Jesse English 2010
51
 Jon Rauch 2005-08
 Sharon Martis 2008
 J.D. Martinez 2010
 Michael Gonzalez 2012
 Erik Davis 2013
 Mike Maddux, Coach, 2016-17

52
 T.J. Tucker 2005
 Saul Rivera 2006-09
 Joel Peralta 2010
 Ryan Mattheus 2011-14
 Rafael Martin 2015
 Yusmeiro Petit 2016
53
 Randy Knorr Coach, '06, '09, '12-15
 Jonathan Albaladejo 2007
 Wil Nieves 2008
 Dan Radison, Coach, '10-'11
 Rafael Martin 2016
54
 Brendan Harris 2005
 John Halama 2005
 Beltran Perez 2006
 Michael O'Connor 2008
 Steve McCatty, Coach, '10-'15
 Brad Lidge 2012
 Dan Firova Coach, 2016-17
55
 Keith Osik 2005
 Santiago Ramirez 2006
 Chris Schroder 2006
 Marco Estrada 2008-09
 Matt Capps 2010
 Brian Broderick 2011
 Eury Perez 2012
 Taylor Hill 2014-15
 Luis Ayala 2005, '07-'08
 Victor Garate 2009
 Luis Milledge 2010
 Christian Garcia 2012
 Joe Blanton 2017
57
 Jason Bergmann 2005-10
 Chad Gaudin 2011
 Tyler Moore 2012
 Nathan Karns 2013
 Tanner Roark 2014-17
58
 Joe Eischen 2005-06
 Michael Hinckley 2008-09
 Zack Segovia 2009
 Drew Storen 2010
 Fernando Abad 2013
 Doug Fister 2014-15
 Jonathan Papelbon 2015-16
59
 Micah Bowie 2006-07
 Steven Shell 2008-09
 Atahualpa Severino 2010-11
 Tanner Roark 2013
 Jose Lobaton 2014-17
60
 J.D. Martin 2009
 Todd Coffey 2011
 Matt Garza 2015
61
 Livan Hernandez '05-'06, '09-'11
 Tim Lof Coach, 2009
 Joel Peralta 2010
 Abel de Los Santos 2015
 Trevor Gott 2017
 Sean Doolittle 2017
63
 Winston Abreu 2007
 Henry Rodriguez 2011-13
64
 Xavier Cedeno 2013
 Blake Treinen 2014-15
 Spencer Kieboom 2016
65
 Cole Kimball 2011
 Ruddy Read 2017
69
 A.J. Cole 2016
70
 Austin Adams 2017
72
 Enny Romero 2017
73
 Felipe Rivero 2015-16
77
 Tony Batista 2007
80
 Jeremy Guthrie 2017
85
 Lastings Milledge 2009
97
 Joe Beimel 2009
99
 Collin Balester 2010

HISTORY AND RECORDS

WASHINGTON NATIONALS INDIVIDUAL AWARDS

NATIONAL LEAGUE MOST VALUABLE PLAYER AWARD

YEAR	PLAYER	STATS
2015	Bryce Harper	.330, 38 2B, 42 HR, 99 RBI, 124 BB, 118 R

NATIONAL LEAGUE CY YOUNG AWARD

YEAR	PLAYER	STATS
2016	Max Scherzer	20-7, 2.96
2017	Max Scherzer	16-6, 2.51

NATIONAL LEAGUE MANAGER OF THE YEAR AWARD

YEAR	MANAGER	AWARDED BY
2012	Davey Johnson	BBWAA
2014	Matt Williams	BBWAA

NATIONAL LEAGUE ROOKIE OF THE YEAR AWARD

YEAR	PLAYER	STATS
2012	Bryce Harper	.270, 26 2B, 22 HR, 59 RBI, 18 SB, 98 R

HANK AARON AWARD

YEAR	PLAYER	AWARDED BY
2015	Bryce Harper (OF)	Major League Baseball

NATIONAL LEAGUE COMEBACK PLAYER OF THE YEAR

YEAR	PLAYER	STATS
2007	Dmitri Young (MLB)	.320, 38 2B, 13 HR, 74 RBI, .378 OBP
2016	Anthony Rendon (MLB)	.270, 38 2B, 20 HR, 85 RBI, .348 OBP
2017	Ryan Zimmerman (MLBPA)	.303, 33 2B, 36 HR, 108 RBI, .573 SLG

TOPPS MLB ROOKIE ALL-STAR TEAM

YEAR	PLAYER(S)	STATS
2006	Ryan Zimmerman	.287, 47 2B, 3 3B, 20 HR, 110 RBI
2008	John Lannan	9-15, 3.91 ERA, 117 K
2010	Stephen Strasburg	5-3, 2.91 ERA, 92 K
2011	Danny Espinosa	.236, 29 2B, 5 3B, 21 HR, 66 RBI, 17 SB
2012	Bryce Harper	.270, 26 2B, 9 3B, 22 HR, 59 RBI, 18 SB
	Steve Lombardozzi	.273, 16 2B, 3 3B, 3 HR, 27 RBI
2016	Trea Turner	.342, 14 2B, 8 3B, 14 HR, 40 RBI, 33 SB

EXECUTIVE OF THE YEAR AWARD

YEAR	EXECUTIVE	AWARDED BY
2012	Mike Rizzo (GM)	Boston Chapter of the BBWAA

TONY CONIGLIARO AWARD

YEAR	PLAYER	AWARDED BY
2014	Wilson Ramos (C)	Boston Chapter of the BBWAA

LOUISVILLE SLUGGER SILVER SLUGGERS

YEAR	PLAYER(S)	STATS (BATTING AVG—HR—RBI)
2006	Alfonso Soriano (OF)	.277—46—95, 41 SB
2009	Ryan Zimmerman (3B)	.292—33—106
2010	Ryan Zimmerman (3B)	.307—25—85
2012	Ian Desmond (SS)	.292—25—73
	Adam LaRoche (1B)	.271—33—100
	Stephen Strasburg (RHP)	.277—1—7
2013	Ian Desmond (SS)	.280—20—80
2014	Ian Desmond (SS)	.255—24—91
	Anthony Rendon (3B)	.287—21—83
2015	Bryce Harper (OF)	.330—42—99
2016	Daniel Murphy (2B)	.347—25—104
	Wilson Ramos (C)	.307—22—80
2017	Daniel Murphy (2B)	.322—23—93

RAWLINGS GOLD GLOVES

YEAR	PLAYER	POSITION
2009	Ryan Zimmerman	3B
2012	Adam LaRoche	1B

NATIONAL LEAGUE ALL-STARS

YEAR	PLAYER(S)	ALL-STAR GAME SITE
2005	Livan Hernandez (RHP), Chad Cordero (RHP)	DET
2006	Alfonso Soriano* (OF)	PIT
2007	Dmitri Young (1B)	SFG
2008	Cristian Guzman (SS)	NYN
2009	Ryan Zimmerman (3B)	STL
2010	Matt Capps (RHP)	LAA
2011	Tyler Clippard (RHP)	ARI
2012	Gio Gonzalez (LHP), Bryce Harper (OF), Stephen Strasburg, (RHP), Ian Desmond (SS)	KCR
2013	Bryce Harper* (OF), Jordan Zimmermann (RHP)	NYM
2014	Tyler Clippard (RHP), Jordan Zimmermann (RHP)	MIN
2015	Bryce Harper* (OF), Max Scherzer (RHP)	CIN
2016	Bryce Harper* (OF), Daniel Murphy (2B), Wilson Ramos (C), Max Scherzer (RHP), Stephen Strasburg (RHP)	SDP
2017	Bryce Harper* (OF), Daniel Murphy* (2B), Ryan Zimmerman* (1B), Max Scherzer* (RHP), Stephen Strasburg (RHP)	MIA

* — National League All-Star starter

WEEKLY AND MONTHLY AWARDS

NL PLAYER OF THE WEEK	PERIOD
1. Nick Johnson* (.545, 5 RBI)	May 31-June 6, 2005
2. Ryan Zimmerman* (.519, 11 RBI)	July 30-Aug. 5, 2007
3. Willie Harris (.583, 2B, 3B, HR, 5 runs)	July 17-20, 2008
4. Cristian Guzman* (.529, 4 2B, 7 RBI)	Aug. 25-31, 2008
5. Josh Willingham* (.435, 3 HR, 11 RBI)	July 27-Aug. 2, 2009
6. Stephen Strasburg (2-0, 2.19 ERA, 2 GS)	June 7-13, 2010
7. Ryan Zimmerman* (.500, 3 HR, 7 RBI)	Aug. 15-21, 2011
8. Ryan Zimmerman (.444, 4 HR, 7 RBI)	July 16-22, 2012
9. Jordan Zimmermann (Back-to-back SHO)	June 2-8, 2014
10. Jayson Werth (.450, 5 2B, 2 HR, 9 RBI)	June 30-July 6, 2014
11. Adam LaRoche* (.333, 4 HR, 10 RBI, 3 BB)	Sept. 1-7, 2014
12. Jordan Zimmermann (No-hitter)	Sept. 22-28, 2014
13. Bryce Harper (.455, 2B, 6 HR, 13 RBI)	May 4-10, 2015
14. Bryce Harper (.533, 2 2B, 3B, 3 HR, 9 RBI)	May 11-17, 2015
15. Max Scherzer (No-hitter)	June 15-21, 2015
16. Bryce Harper* (.519, 5 HR, 10 RBI, 5 BB)	Sept. 14-20, 2015
17. Stephen Strasburg* (2-0, 0.60 ERA, 24 K)	Sept. 14-20, 2015
18. Max Scherzer (No-hitter)	Sept. 28-Oct. 4, 2015
19. Bryce Harper* (.346/.400/.846, 4 HR)	April 11-17, 2016
20. Danny Espinosa (.423, 5 HR, 17 RBI)	June 27-July 3, 2016
21. Bryce Harper (.550, 3 HR, 17 RBI, 7 BB)	April 17-23, 2017
22. Ryan Zimmerman (.500, 5 HR, 13 RBI)	April 24-30, 2017
23. Anthony Rendon (.636/.714/1.545, 9 RBI)	July 10-16, 2017
* Co-Winner	

NL RELIEVER OF THE MONTH	PERIOD
1. Sean Doolittle (1.64 ERA, 8 SV, 11 G)	Sept. 2017

NL PLAYER OF THE MONTH	PERIOD
1. Jayson Werth (.367, 2 2B, 7 HR, 22 RBI, .450 OBP)	July 2013
2. Jayson Werth (.337, 11 2B, 6 HR, 24 RBI, 7 R)	July 2014
3. Bryce Harper (.360, 13 HR, 28 RBI, 22 BB, 24 R)	May 2015
4. Bryce Harper (.286, 9 HR, 24 RBI, 15 XBH, 5 SB)	April 2016
5. Daniel Murphy (.416, 8 2B, 7 HR, 23 RBI)	May 2016
6. Daniel Murphy (.346, 11 2B, 3B, 6 HR, 23 RBI)	July 2016
7. Ryan Zimmerman (.420, 8 2B, 11 HR, 29 RBI, 22 R)	April 2017

NL PITCHER OF THE MONTH	PERIOD
1. Chad Cordero (0.00 ERA, 15 saves, 16 G)	June 2005
2. Stephen Strasburg (2-0, 1.13 ERA, 5 GS)	April 2012
3. Gio Gonzalez (5-0, 2.25 ERA, 5 GS)	May 2012
4. Jordan Zimmermann (4-0, 0.97 ERA, 6 GS)	July 2012
5. Max Scherzer (5-1, 1.67 ERA, 6 GS)	May 2015
6. Max Scherzer (3-2, 2.33 ERA, 5 GS, No Hitter)	June 2015
7. Stephen Strasburg (4-1, 2.08 ERA, 37 SO, 12 BB)	July 2016
8. Max Scherzer (3-2, 0.99 ERA, 51 SO, 6 BB)	June 2017
9. Stephen Strasburg (4-0, 0.83 ERA, 40 SO, 7 BB)	Sept. 2017

NL ROOKIE OF THE MONTH	PERIOD
1. Ryan Church (.377, HR, 11 RBI)	May 2005
2. Bryce Harper (.271, 5 2B, 4 3B, 4 HR, 10 RBI)	May 2012
3. Bryce Harper (.330, 8 2B, 3 3B, 7 HR, 14 RBI)	Sept./Oct. 2012
4. Trea Turner (.357, 6 2B, 3 3B, 5 HR, 11 SB, 27 R)	Aug. 2016
5. Trea Turner (.339, 5 2B, 2 3B, 8 HR, 15 SB)	Sept/Oct. 2016

NL DELIVERY MAN OF THE MONTH	PERIOD
1. Chad Cordero (0.00 ERA, 15 saves, 16 G)	June 2005
2. Matt Capps (0.68 ERA, 10 saves, 12 G)	April 2010
3. Tyler Clippard (0.00 ERA, 10 saves, 12 G)	June 2012

NATIONALS PARK
COMMUNITY RELATIONS
FOUNDATION
DREAM FOUNDATION
YOUTH BASEBALL ACADEMY
FRONT OFFICE | OWNERSHIP
MANAGER | COACHING STAFF
PLAYERS
2017 IN REVIEW
HISTORY AND RECORDS
SCOUTING | RESEARCH | PLAYER DEV.
MEDIA



HISTORY AND RECORDS

NATIONALS BATTING LEADERS — ALL-TIME (2005-PRESENT)

— BATTING AVERAGE (min 1000 AB) —

1. Daniel Murphy	334
2. Michael Morse	294
3. Denard Span	292
4. Nick Johnson	286
5. Bryce Harper	285
6. Cristian Guzman	282
7. Ryan Zimmerman	280
8. Anthony Rendon	280
9. Wilson Ramos	268
10. Adam Dunn	264

— SLUGGING PERCENTAGE (min 1000 AB) —

1. Daniel Murphy	569
2. Adam Dunn	533
3. Bryce Harper	515
4. Michael Morse	514
5. Ryan Zimmerman	476
6. Nick Johnson	471
7. Anthony Rendon	454
8. Adam LaRoche	441
9. Jayson Werth	433
10. Wilson Ramos	430

— GAMES —

1. Ryan Zimmerman	1552
2. Ian Desmond	927
3. Jayson Werth	808
4. Danny Espinosa	779
5. Bryce Harper	768
6. Anthony Rendon	634
7. Wilson Ramos	578
8. Cristian Guzman	550
9. Adam LaRoche	489
10. Roger Bernadina	468

— RUNS —

1. Ryan Zimmerman	883
2. Bryce Harper	507
3. Jayson Werth	450
4. Ian Desmond	424
5. Anthony Rendon	366
6. Danny Espinosa	337
7. Cristian Guzman	265
8. Adam LaRoche	234
9. Nick Johnson	228
10. Wilson Ramos	222

— HITS —

1. Ryan Zimmerman	1664
2. Ian Desmond	917
3. Bryce Harper	785
4. Jayson Werth	781
5. Anthony Rendon	657
6. Danny Espinosa	598
7. Cristian Guzman	581
8. Wilson Ramos	566
9. Adam LaRoche	430
10. Denard Span	428

— DOUBLES —

1. Ryan Zimmerman	371
2. Ian Desmond	185
3. Jayson Werth	162
4. Anthony Rendon	157
5. Bryce Harper	149
6. Danny Espinosa	129
7. Nick Johnson	105
8. Cristian Guzman	95
T9. Daniel Murphy	90
T9. Wilson Ramos	90

— TRIPLES —

1. Cristian Guzman	28
2. Ian Desmond	21
3. Ryan Zimmerman	20
4. Denard Span	19
5. Bryce Harper	18
6. Trea Turner	14
T7. Danny Espinosa	12
T7. Willie Harris	12
9. Anthony Rendon	10
10. Nyjer Morgan	9

— HOME RUNS —

1. Ryan Zimmerman	251
2. Bryce Harper	150
3. Ian Desmond	110
4. Jayson Werth	109
5. Danny Espinosa	92
6. Wilson Ramos	83
7. Adam LaRoche	82
8. Anthony Rendon	78
9. Adam Dunn	76
10. Michael Morse	67

— TOTAL BASES —

1. Ryan Zimmerman	2828
2. Ian Desmond	1474
3. Bryce Harper	1420
4. Jayson Werth	1284
5. Anthony Rendon	1068
6. Danny Espinosa	1027
7. Wilson Ramos	907
8. Cristian Guzman	801
9. Adam LaRoche	761
10. Nick Johnson	666

— RBI —

1. Ryan Zimmerman	937
2. Ian Desmond	432
3. Bryce Harper	421
4. Jayson Werth	393
5. Anthony Rendon	328
6. Wilson Ramos	320
7. Danny Espinosa	285
8. Adam LaRoche	269
9. Nick Johnson	215
T10. Adam Dunn	208
T10. Michael Morse	208

— WALKS —

1. Ryan Zimmerman	583
2. Bryce Harper	455
3. Jayson Werth	403
4. Nick Johnson	286
5. Anthony Rendon	274
6. Adam LaRoche	246
7. Ian Desmond	232
8. Danny Espinosa	221
9. Adam Dunn	193
10. Austin Kearns	179

— STOLEN BASES —

1. Ian Desmond	122
2. Trea Turner	81
T3. Bryce Harper	62
T3. Denard Span	62
5. Danny Espinosa	60
6. Nyjer Morgan	58
7. Roger Bernadina	56
8. Jayson Werth	55
9. Felipe Lopez	49
10. Michael Taylor	47

NATIONALS BATTING LEADERS — SINGLE SEASON (2005-PRESENT)

BATTING AVERAGE

1.	Daniel Murphy347	2016
2.	Bryce Harper330	2015
3.	Daniel Murphy322	2017
4.	Dmitri Young320	2007
5.	Jayson Werth318	2013
6.	Cristian Guzman316	2008
7.	Yunel Escobar314	2015
8.	Wilson Ramos307	2016
9.	Ryan Zimmerman307	2010
10.	Ryan Zimmerman303	2017

GAMES

1.	Ryan Zimmerman	162	2007
2.	Austin Kearns	161	2007
3.	Danny Espinosa	160	2012
T4.	Adam Dunn	159	2009
T4.	Alfonso Soriano	159	2006
T6.	Ian Desmond	158	2013
T6.	Adam Dunn	158	2010
T6.	Danny Espinosa	158	2011
T9.	Danny Espinosa	157	2016
T9.	Ryan Zimmerman	157	2006
T9.	Ryan Zimmerman	157	2009

AT-BATS

1.	Ryan Zimmerman	653	2007
2.	Alfonso Soriano	647	2006
3.	Ryan Zimmerman	614	2006
4.	Anthony Rendon	613	2014
T5.	Denard Span	610	2013
T5.	Denard Span	610	2014
T5.	Ryan Zimmerman	610	2009
8.	Felipe Lopez	603	2007
9.	Ian Desmond	600	2013
10.	Danny Espinosa	594	2012

RUNS

1.	Alfonso Soriano	119	2006
2.	Bryce Harper	118	2015
3.	Anthony Rendon	111	2014
4.	Ryan Zimmerman	110	2009
5.	Nick Johnson	100	2006
6.	Ryan Zimmerman	99	2007
7.	Bryce Harper	98	2012
8.	Bryce Harper	95	2017
T9.	Daniel Murphy	94	2017
T9.	Denard Span	94	2014

HITS

T1.	Daniel Murphy	184	2016
T1.	Denard Span	184	2014
3.	Cristian Guzman	183	2008
4.	Alfonso Soriano	179	2006
5.	Ryan Zimmerman	178	2009
T6.	Anthony Rendon	176	2014
T6.	Ryan Zimmerman	176	2006
8.	Ryan Zimmerman	174	2007
T9.	Bryce Harper	172	2015
T9.	Daniel Murphy	172	2017

DOUBLES

T1.	Daniel Murphy	47	2016
T1.	Ryan Zimmerman	47	2006
3.	Nick Johnson	46	2006
T4.	Ryan Church	43	2007
T4.	Daniel Murphy	43	2017
T4.	Ryan Zimmerman	43	2007
7.	Brad Wilkerson	42	2005
T8.	Anthony Rendon	41	2017
T8.	Alfonso Soriano	41	2006
T10.	Anthony Rendon	39	2014
T10.	Denard Span	39	2014

TRIPLES

1.	Denard Span	11	2013
2.	Bryce Harper	9	2012
T3.	Denard Span	8	2014
T3.	Trea Turner	8	2016
T5.	Cristian Guzman	7	2009
T5.	Nyjer Morgan	7	2010
T5.	Ben Revere	7	2016
T5.	Brad Wilkerson	7	2005
T9.	MANY PLAYERS	6	

HOME RUNS

1.	Alfonso Soriano	46	2006
2.	Bryce Harper	42	2015
T3.	Adam Dunn	38	2009
T3.	Adam Dunn	38	2010
5.	Ryan Zimmerman	36	2017
T6.	Adam LaRoche	33	2012
T6.	Ryan Zimmerman	33	2009
8.	Michael Morse	31	2011
9.	Bryce Harper	29	2017
T10.	Adam LaRoche	26	2014
T10.	Ryan Zimmerman	26	2013

TOTAL BASES

1.	Alfonso Soriano	362	2006
2.	Bryce Harper	338	2015
3.	Ryan Zimmerman	320	2009
4.	Daniel Murphy	316	2016
5.	Ryan Zimmerman	300	2017
T6.	Adam Dunn	299	2010
T6.	Ryan Zimmerman	299	2007
8.	Adam LaRoche	291	2012
T9.	Daniel Murphy	290	2017
T9.	Anthony Rendon	290	2014

RBI

1.	Ryan Zimmerman	110	2006
2.	Ryan Zimmerman	108	2017
3.	Ryan Zimmerman	106	2009
4.	Adam Dunn	105	2009
5.	Daniel Murphy	104	2016
6.	Adam Dunn	103	2010
T7.	Adam LaRoche	100	2012
T7.	Anthony Rendon	100	2017
9.	Bryce Harper	99	2015
T10.	Michael Morse	95	2011
T10.	Alfonso Soriano	95	2006
T10.	Ryan Zimmerman	95	2012

WALKS

1.	Bryce Harper	124	2015
2.	Adam Dunn	116	2009
3.	Nick Johnson	110	2006
4.	Bryce Harper	108	2016
T5.	Anthony Rendon	84	2017
T5.	Brad Wilkerson	84	2005
7.	Jayson Werth	83	2014
8.	Adam LaRoche	82	2014
9.	Nick Johnson	80	2005
10.	Adam Dunn	77	2010

STOLEN BASES

1.	Trea Turner	46	2017
2.	Alfonso Soriano	41	2006
3.	Nyjer Morgan	34	2010
4.	Trea Turner	33	2016
5.	Denard Span	31	2014
6.	Ian Desmond	25	2011
T7.	Ian Desmond	24	2014
T7.	Felipe Lopez	24	2007
T7.	Lastings Milledge	24	2008
T7.	Nyjer Morgan	24	2009

BOLD - Led National League



HISTORY AND RECORDS

NATIONALS PITCHING LEADERS — ALL-TIME (2005-PRESENT)

GAMES PITCHED

1.	Tyler Clippard	414
2.	Drew Storen	355
3.	Sean Burnett	255
4.	Saul Rivera	245
5.	Jon Rauch	236
6.	Craig Stammen	229
7.	Chad Cordero	224
8.	Gio Gonzalez	186
9.	Blake Treinen	185
10.	Stephen Strasburg	184

WINS

1.	Stephen Strasburg	84
2.	Gio Gonzalez	79
3.	Jordan Zimmermann	70
4.	Tanner Roark	55
5.	Max Scherzer	50
6.	Livan Hernandez	44
7.	John Lannan	42
8.	Tyler Clippard	34
9.	Craig Stammen	26
T10.	Doug Fister	21
T10.	Drew Storen	21

LOSSES

1.	Gio Gonzalez	54
2.	John Lannan	52
3.	Jordan Zimmermann	50
4.	Livan Hernandez	47
5.	Stephen Strasburg	45
6.	Tanner Roark	39
7.	Ross Detwiler	32
8.	Max Scherzer	25
T9.	Jason Bergmann	24
T9.	Tyler Clippard	24
T9.	Craig Stammen	24

SAVES

1.	Chad Cordero	113
2.	Drew Storen	95
3.	Rafael Soriano	75
4.	Tyler Clippard	34
5.	Matt Capps	26
T5.	Jonathan Papelbon	26
7.	Jon Rauch	23
8.	Sean Doolittle	21
9.	Mike MacDougal	20
10.	Mark Melancon	17

GAMES STARTED

1.	Gio Gonzalez	186
2.	Stephen Strasburg	184
3.	Jordan Zimmermann	178
4.	John Lannan	134
5.	Livan Hernandez	129
6.	Tanner Roark	111
7.	Max Scherzer	98
8.	Ross Detwiler	69
9.	Jason Bergmann	50
10.	Tony Armas	49

INNINGS

1.	Gio Gonzalez	1107.2
2.	Stephen Strasburg	1099.2
3.	Jordan Zimmermann	1094.0
4.	Livan Hernandez	828.2
5.	John Lannan	783.2
6.	Tanner Roark	754.2
7.	Max Scherzer	657.2
8.	Craig Stammen	490.2
9.	Ross Detwiler	471.0
10.	Tyler Clippard	464.0

COMPLETE GAMES

1.	Jordan Zimmermann	8
2.	Max Scherzer	7
3.	Livan Hernandez	6
4.	Gio Gonzalez	3
T5.	John Lannan	2
T5.	John Patterson	2
T5.	Stephen Strasburg	2
T8.	MANY PLAYERS	1

SHUTOUTS

1.	Jordan Zimmermann	4
2.	Max Scherzer	3
T3.	Gio Gonzalez	2
T3.	Livan Hernandez	2
T3.	Stephen Strasburg	2
T6.	MANY PLAYERS	1

ERA (MIN 250.0 IP)

1.	Tyler Clippard	2.68
2.	Max Scherzer	2.76
3.	Drew Storen	3.02
4.	Stephen Strasburg	3.07
5.	Doug Fister	3.10
6.	Jordan Zimmermann	3.32
7.	Jon Rauch	3.40
8.	Tanner Roark	3.41
9.	Gio Gonzalez	3.49
10.	Ross Detwiler	3.82

STRIKEOUTS

1.	Stephen Strasburg	1288
2.	Gio Gonzalez	1089
3.	Jordan Zimmermann	903
4.	Max Scherzer	828
5.	Tanner Roark	586
6.	Tyler Clippard	530
7.	Livan Hernandez	476
8.	John Lannan	410
9.	Craig Stammen	370
10.	Drew Storen	321

WALKS ALLOWED

1.	Gio Gonzalez	415
2.	John Lannan	296
3.	Stephen Strasburg	283
4.	Livan Hernandez	262
5.	Jordan Zimmermann	221
6.	Tanner Roark	213
7.	Tyler Clippard	182
8.	Ross Detwiler	154
9.	Jason Bergmann	153
10.	Craig Stammen	149

HOME RUNS ALLOWED

1.	Jordan Zimmermann	104
2.	Stephen Strasburg	101
3.	Gio Gonzalez	84
4.	Livan Hernandez	82
5.	Max Scherzer	80
6.	John Lannan	77
7.	Tanner Roark	74
8.	Jason Bergmann	65
9.	Tyler Clippard	51
10.	Craig Stammen	43

NATIONALS PITCHING LEADERS — SINGLE SEASON (2005-PRESENT)

GAMES PITCHED

1.	Jon Rauch	88	2007
T2.	Jon Rauch	85	2006
T2.	Saul Rivera	85	2007
4.	Gary Majewski	79	2005
5.	Tyler Clippard	78	2010
T6.	Chad Cordero	76	2007
T6.	Saul Rivera	76	2008
8.	Tyler Clippard	75	2014
T9.	Tyler Clippard	74	2012
T9.	Chad Cordero	74	2005

WINS

1.	Gio Gonzalez	21	2012
2.	Max Scherzer	20	2016
3.	Jordan Zimmermann	19	2013
T4.	Doug Fister	16	2014
T4.	Tanner Roark	16	2016
T4.	Max Scherzer	16	2017
T7.	MANY PLAYERS	15	

LOSSES

1.	Ramon Ortiz	16	2006
2.	John Lannan	15	2008
3.	Dan Haren	14	2013
T4.	Livan Hernandez	13	2011
T4.	John Lannan	13	2009
T4.	John Lannan	13	2011
T7.	Tony Armas	12	2006
T7.	Livan Hernandez	12	2010
T7.	Odalis Perez	12	2008
T7.	Max Scherzer	12	2015

SAVES

1.	Chad Cordero	47	2005
T2.	Rafael Soriano	43	2013
T2.	Drew Storen	43	2011
4.	Chad Cordero	37	2007
T5.	Tyler Clippard	32	2012
T5.	Rafael Soriano	32	2014
T7.	Chad Cordero	29	2006
T7.	Drew Storen	29	2015
9.	Matt Capps	26	2010
10.	Sean Doolittle	21	2017

GAMES STARTED

1.	Livan Hernandez	35	2005
T2.	Esteban Loaiza	34	2005
T2.	Max Scherzer	34	2016
T2.	Stephen Strasburg	34	2014
T5.	MANY PLAYERS	33	

INNINGS

1.	Livan Hernandez	246.1	2005
2.	Max Scherzer	228.2	2015
3.	Max Scherzer	228.1	2016
4.	Esteban Loaiza	217.0	2005
5.	Stephen Strasburg	215.0	2014
6.	Jordan Zimmermann	213.1	2013
7.	Livan Hernandez	211.2	2010
8.	Tanner Roark	210.0	2016
9.	John Lannan	206.1	2009
10.	Jordan Zimmermann	201.2	2015

INNINGS (RELIEVERS ONLY)

1.	Saul Rivera	93.0	2007
2.	Jon Rauch	91.1	2006
3.	Tyler Clippard	91.0	2010
T4.	Tyler Clippard	88.1	2011
T4.	Craig Stammen	88.1	2012
6.	Jon Rauch	87.1	2007
7.	Gary Majewski	86.0	2005
8.	Joel Hanrahan	84.1	2008
9.	Saul Rivera	84.0	2008
10.	Craig Stammen	81.2	2013

COMPLETE GAMES

1.	Max Scherzer	4	2015
T1.	Jordan Zimmermann	4	2013
3.	Jordan Zimmermann	3	2014
T4.	Gio Gonzalez	2	2012
T4.	Livan Hernandez	2	2005
T4.	Livan Hernandez	2	2010
T4.	John Lannan	2	2009
T4.	John Patterson	2	2005
T4.	Max Scherzer	2	2017
T10.	MANY PLAYERS	1	

SHUTOUTS

1.	Max Scherzer	3	2015
T2.	Jordan Zimmermann	2	2013
T2.	Jordan Zimmermann	2	2014
T4.	MANY PLAYERS	1	

ERA

1.	Doug Fister	2.41	2014
2.	Max Scherzer	2.51	2017
3.	Stephen Strasburg	2.52	2017
4.	Jordan Zimmermann	2.66	2014
5.	Max Scherzer	2.79	2015
6.	Tanner Roark	2.83	2016
7.	Tanner Roark	2.85	2014
8.	Gio Gonzalez	2.89	2012
9.	Jordan Zimmermann	2.94	2012
10.	Gio Gonzalez	2.96	2017

STRIKEOUTS

1.	Max Scherzer	284	2016
2.	Max Scherzer	276	2015
3.	Max Scherzer	268	2017
4.	Stephen Strasburg	242	2014
5.	Gio Gonzalez	207	2012
6.	Stephen Strasburg	204	2017
7.	Stephen Strasburg	197	2012
8.	Gio Gonzalez	192	2013
9.	Stephen Strasburg	191	2013
10.	Gio Gonzalez	188	2017

HOME RUNS ALLOWED

1.	Ramon Ortiz	31	2006
T1.	Max Scherzer	31	2016
3.	Dan Haren	28	2013
T4.	Tim Redding	27	2008
T4.	Max Scherzer	27	2015
T6.	Mike Bacsik	26	2007
T6.	Matt Chico	26	2007
T8.	Jason Bergmann	25	2008
T8.	Livan Hernandez	25	2005
10.	Jordan Zimmermann	24	2015

BOLD - Led National League



HISTORY AND RECORDS

NATIONALS PARK
 COMMUNITY RELATIONS
 DREAM FOUNDATION
 YOUTH BASEBALL ACADEMY
 FRONT OFFICE | OWNERSHIP
 MANAGER | COACHING STAFF
 PLAYERS
 2017 IN REVIEW
 HISTORY AND RECORDS
 SCOUTING | RESEARCH | PLAYER DEV.
 MEDIA

2017 WASHINGTON NATIONALS (97-65, 1ST IN NL EAST, +20.0)

PLAYER	AVG.	G	AB	R	H	TB	2B	3B	HR	RBI	SH	SF	HP	BB	IBB	SO	SB	CS	GDP	E	SLG	OBP
Bautista,R	.160	17	25	2	4	4	0	0	0	0	0	0	2	0	0	5	0	0	1	0	.160	.222
De Aza,A	.194	28	62	8	12	20	2	3	0	9	3	2	0	3	1	16	1	0	1	2	.323	.224
Difo,W	.271	124	332	47	90	123	10	4	5	21	5	3	1	24	6	74	10	1	7	7	.370	.319
<i>RIGHT</i>																						
Difo,W	.310	84	264	26	42	1	3	3	6	1	0	0	5	1	17	1	1	0	1	0	.500	.348
<i>LEFT</i>																						
Difo,W	.258	248	64	81	9	1	2	15	4	3	1	19	5	57	6	327	310					
Drew,S	.253	46	95	9	24	34	7	0	1	17	0	3	0	8	0	21	0	0	2	1	.358	.302
Eaton,A	.297	23	91	24	27	42	7	1	2	13	0	1	1	14	0	18	3	1	0	0	.462	.393
Goodwin,B	.251	74	251	41	63	125	21	1	13	30	0	3	1	23	2	69	6	0	3	2	.498	.313
Green,G	.000	1	3	0	0	0	0	0	0	0	0	0	0	0	0	0	0	0	0	0	.000	.000
Harper,B	.319	111	420	95	134	250	27	1	29	87	0	3	1	68	11	99	4	2	15	2	.595	.413
Heisey,C	.162	37	74	8	12	20	3	1	1	5	0	0	0	5	0	22	0	0	1	0	.270	.215
Kendrick,H # (WSH only)	.293	52	164	24	48	81	8	2	7	25	0	1	2	11	0	38	4	2	4	0	.494	.343
Lind,A	.303	116	267	39	81	137	14	0	14	59	0	6	0	28	5	47	1	0	6	5	.513	.362
Lobaton,J	.170	51	141	11	24	39	3	0	4	11	1	1	1	14	1	35	0	0	5	6	.277	.248
<i>RIGHT</i>																						
Lobaton,J	.184	38	7	8	1	0	0	1	0	0	0	0	1	0	6	1	211	205				
<i>LEFT</i>																						
Lobaton,J	.165	103	17	31	2	0	4	10	1	1	1	1	13	1	29	4	301	263				
Murphy,D	.322	144	534	94	172	290	43	3	23	93	0	3	4	52	14	77	2	0	16	9	.543	.384
Raburn,R	.262	25	65	7	17	28	1	2	2	6	0	0	0	4	0	25	0	1	1	0	.431	.304
Read,R	.273	8	11	1	3	3	0	0	0	0	0	0	0	0	0	0	0	0	0	0	.273	.273
Rendon,A	.301	147	508	81	153	271	41	1	25	100	0	6	7	84	6	82	7	2	7	0	.533	.403
Robles,V	.250	13	24	2	6	11	1	2	0	4	1	0	2	0	0	6	0	1	2	0	.458	.308
Sanchez,A	.268	34	71	6	19	26	7	0	0	11	2	0	1	1	0	25	0	2	2	1	.366	.288
Severino,P	.172	17	29	0	5	6	1	0	0	3	0	0	0	2	1	10	0	0	0	1	.207	.226
Stevenson,A	.158	37	57	5	9	11	2	0	0	1	2	0	0	7	0	20	1	0	0	0	.193	.250
Taylor,M	.271	118	399	55	108	194	23	3	19	53	1	2	1	29	3	137	17	7	3	4	.486	.320
Turner,T	.284	98	412	75	117	186	24	6	11	45	0	1	4	30	0	80	46	8	4	8	.451	.338
Werth,J	.226	70	252	35	57	99	10	1	10	29	0	1	1	35	1	69	4	3	4	4	.393	.322
Wieters,M	.225	123	422	43	95	145	20	0	10	52	0	4	1	38	4	94	1	0	14	8	.344	.288
<i>RIGHT</i>																						
Wieters,M	.244	78	19	30	2	0	3	13	0	1	0	7	0	25	5	.385	.302					
<i>LEFT</i>																						
Wieters,M	.221	344	76	115	18	0	7	39	0	3	1	41	4	69	9	.334	.285					
Zimmerman,R	.303	144	524	90	159	300	33	0	36	108	0	5	3	44	1	126	1	0	16	12	.573	.358
Blanton,J	.000	51	0	0	0	0	0	0	0	0	0	0	0	1	0	0	0	0	0	0	.000	1.000
Cole,A	.143	11	14	0	2	2	0	0	0	0	0	0	0	2	0	5	0	0	0	0	.143	.250
Fedde,E	.000	3	4	0	0	0	0	0	0	0	1	0	0	0	0	3	0	0	0	0	.000	.000
Gonzalez,G	.091	32	66	3	6	6	0	0	0	5	5	0	0	4	0	29	0	0	0	0	.091	.143
Grace,M	.000	40	5	0	0	0	0	0	0	0	0	0	0	0	0	4	0	0	0	1	.000	.000
Jackson J,E	.095	19	21	3	2	2	0	0	0	0	0	0	0	0	0	15	0	0	0	1	.095	.095
Roark,T	.091	32	55	1	5	6	1	0	0	0	7	0	0	1	0	22	0	0	1	1	.109	.107
Romero,E	.000	53	1	0	0	0	0	0	0	0	0	0	0	0	0	1	0	0	0	0	.000	.000
Ross,J	.182	20	33	1	6	8	2	0	0	1	3	0	0	1	0	16	0	0	1	0	.242	.206
Scherzer,M	.161	31	62	4	10	13	0	0	1	5	6	0	0	4	0	16	0	0	0	1	.210	.212
Strasburg,S	.130	28	54	5	7	13	0	0	2	3	4	0	0	2	0	14	0	0	0	1	.241	.161
WASHINGTON	.266	162	5553	819	1477	2495	311	31	215	796	43	35	31	542	56	1327	108	30	116	96	.449	.332
OPPONENTS	.239	162	5446	672	1300	2156	243	23	189	650	35	31	60	495	39	1457	94	29	119	93	.396	.308
PITCHER																						
Adams,A	R	L	W	L	ERA	G	GS	CG	GF	SHO	SV	IP	R	ER	HR	HB	BB	IBB	SO	WP	BK	BAA
Albers,M	R	7	2	1.62	63	0	0	23	0	2	61.0	35	12	11	6	4	17	0	63	0	0	.166
Blanton,J	R	2	4	5.68	51	0	0	13	0	0	44.1	53	29	28	10	1	13	2	39	1	0	.296
Cole,A	R	3	5	3.81	11	8	0	0	0	0	52.0	51	23	22	8	3	27	0	44	2	1	.264
Doolittle,S (WSH only)	L	1	0	2.40	30	0	0	28	0	21	30.0	22	10	8	2	0	8	1	31	2	0	.204
Fedde,E	R	0	1	9.39	3	3	0	0	0	0	15.1	25	16	16	5	1	8	2	15	0	0	.385
Glover,K	R	0	1	5.12	23	0	0	12	0	8	19.1	20	11	11	1	0	4	0	17	1	0	.267
Gonzalez,G	L	15	9	2.96	32	32	0	0	0	0	201.0	158	69	66	21	7	79	5	188	7	0	.216
Gott,T	R	1	0	30.00	4	0	0	1	0	0	3.0	11	10	10	1	0	3	1	3	1	0	.550
Grace,M	L	1	0	4.32	40	1	0	11	0	2	50.0	50	25	24	3	3	18	4	31	2	0	.266
Guthrie,J	R	0	1	35.00	1	1	0	0	0	0	0.2	6	10	10	0	0	4	0	0	0	0	1.000
Jackson J,E	R	5	6	5.07	13	13	0	0	0	0	71.0	75	46	40	18	0	25	2	58	3	0	.269
Kelley,S	R	3	2	7.27	33	0	0	18	0	4	26.0	29	21	21	12	1	11	1	25	2	0	.266
Kintzler,B (WSH only)	R	2	1	3.46	27	0	0	4	0	1	26.0	25	10	10	2	5	1	12	0	0	0	.253
Madson,R (WSH only)	R	3	0	1.37	20	0	0	2	0	1	19.2	13	3	3	0	2	3	0	28	0	0	.186
Perez,O	L	0	0	4.64	50	0	0	8	0	1	33.0	32	17	17	4	4	12	2	39	1	1	.254
Roark,T	R	13	11	4.66	32	30	0	0	0	0	181.1	178	105	94	23	6	64	5	166	3	1	.254
Romero,E	L	2	4	3.56	53	0	0	12	0	2	55.2	55	26	22	7	3	23	2	65	2	2	.253
Ross,J	R	5	3	5.01	13	13	0	0	0	0	73.2	88	44	41	16	1	20	2	68	2	0	.297
Scherzer,M	R	16	6	2.51	31	31	2	0	0	0	200.2	126	62	56	22	11	55	2	268	4	0	.178
Solis,S	L	1	0	5.88	30	0	0	7	0	1	26.0	22	17	17	4	0	13	0	28	3	0	.222
Strasburg,S	R	15	4	2.52	28	28	1	0	1	0	175.1	131	55	49	13	7	47	5	204	3	0	.204
Trainor,B	R	0	2	5.73	37	0	0	11	0	3	37.2	48	24	24	3	3	13	1	32	1	0	.320
Turner,J	R	2	3	5.08	18	2	0	6	0	0	39.0	43	23	22	8	1	15	1	23	3	0	.281
WASHINGTON		97	65	3.88	162	62	3	159	5	46	1446.2	1300	672	623	189	60	495	39	1457	44	5	.239
OPPONENTS		65	97	4.82	162	162	1	161	7	37	1431.1	1477	819	766	215	31	542	56	1327	42	4	.266

2016 WASHINGTON NATIONALS (95-67, 1ST IN NL EAST, +8.0)

PLAYER	AVG.	G	AB	R	H	TB	2B	3B	HR	RBI	SH	SF	HP	BB	IBB	SO	SB	CS	GDP	E	SLG	OBP
Belisle,M	.000	40	4	0	0	0	0	0	0	0	0	0	0	0	2	0	0	0	0	0	.000	.000
Cole,A	.000	8	7	0	0	0	0	0	0	0	1	0	0	0	0	4	0	0	1	0	.000	.000
den Dekker,M	.176	19	34	3	6	10	1	0	1	4	0	0	1	4	0	10	1	0	0	0	.294	.576
Difo,W	.276	31	58	14	16	22	3	0	1	7	0	0	0	8	1	12	3	0	0	2	.379	.364
RIGHT	.263	19	5	9	1	0	1	2	0	0	0	0	1	0	4	0	0	0	0	0	.474	.300
LEFT	.282	39	11	13	2	0	0	5	0	0	0	0	7	1	8	0	0	0	0	0	.333	.391
Drew,S	.266	70	143	24	38	75	11	1	8	21	0	4	2	16	0	31	0	1	3	3	.524	.339
Espinosa,D	.209	157	516	66	108	195	15	0	24	72	7	4	20	54	12	174	9	2	4	18	.378	.306
RIGHT	.202	119	24	55	4	0	9	24	0	1	2	6	1	39	0	0	0	0	0	0	.462	.250
LEFT	.212	397	84	140	11	0	15	48	7	3	18	48	11	35	4	0	0	0	0	0	.353	.322
Giolito,L	.250	6	4	1	1	1	0	0	0	2	0	0	0	0	1	0	0	0	0	0	.250	.250
Gonzalez,G	.135	32	52	1	7	9	2	0	2	5	1	1	0	0	24	0	0	0	0	1	.173	.148
Goodwin,B	.286	22	42	1	12	18	4	1	0	5	0	0	0	2	14	0	0	0	0	1	.429	.318
Harper,B	.243	147	506	84	123	223	24	2	24	86	0	10	3	108	20	117	21	10	11	2	.441	.373
Heisey,C	.216	83	139	18	30	62	3	1	9	17	0	1	2	13	0	44	0	1	0	0	.446	.290
Kelley,S	.000	67	1	0	0	0	0	0	0	0	0	0	0	0	1	0	0	0	0	0	.000	.000
Kieboom,S	.000	1	0	1	0	0	0	0	0	0	0	0	0	1	0	0	0	0	0	0	.000	1.000
Latos,M (WSH only)	.333	6	3	1	1	4	0	0	1	1	0	0	0	0	1	0	0	0	0	0	1.333	.333
Lobaton,J	.232	39	99	10	23	37	3	1	3	8	1	1	1	12	1	18	0	0	4	1	.374	.319
RIGHT	.067	15	1	4	0	0	1	1	1	0	0	0	2	0	1	0	0	0	0	1	.267	.176
LEFT	.262	84	22	33	3	1	2	7	0	1	1	10	1	17	3	0	0	0	0	0	.393	.344
Lopez,R	.083	11	12	0	1	1	0	0	0	2	0	0	0	0	7	0	0	0	0	0	.083	.083
Murphy,D	.347	142	531	88	184	316	47	5	25	104	0	8	8	35	10	57	5	3	4	11	.595	.390
Perez,O	.667	64	3	1	2	3	1	0	0	0	0	0	0	0	0	0	0	0	0	0	1.000	.667
Petit,Y	.167	36	6	0	1	1	0	0	0	1	0	0	0	0	2	0	0	0	0	1	.167	.167
Ramos,W	.307	131	482	58	148	239	25	0	22	80	0	4	2	35	2	79	0	0	17	3	.496	.354
Rendon,A	.270	156	567	91	153	255	38	2	20	85	0	8	7	65	2	117	12	6	5	9	.450	.348
Revere,B	.217	103	350	44	76	105	9	7	2	24	2	2	3	18	0	34	14	5	12	2	.300	.260
Roark,T	.125	34	64	1	8	9	1	0	0	3	6	0	0	5	0	25	0	0	0	1	.141	.188
Robinson,C	.235	104	196	16	46	65	4	0	5	26	1	5	2	20	0	38	0	0	4	2	.332	.305
Ross,J	.244	23	41	2	10	12	2	0	0	1	0	0	0	3	0	15	0	0	1	1	.293	.295
Scherzer,M	.186	34	70	4	13	14	1	0	0	12	13	0	0	2	0	30	0	0	1	1	.200	.208
Severino,P	.321	16	28	6	9	17	2	0	2	4	0	0	1	5	0	3	0	0	0	1	.607	.441
Solis,S	.000	37	3	0	0	0	0	0	0	0	0	0	0	0	1	0	0	0	0	0	.000	.000
Strasburg,S	.208	24	48	3	10	11	1	0	0	2	7	0	0	2	0	11	0	0	2	1	.229	.240
Taylor,M	.231	76	221	28	51	83	11	0	7	16	0	1	1	14	0	77	14	3	2	1	.376	.278
Turner,T	.342	73	307	53	105	174	14	8	13	40	0	2	1	14	0	59	33	6	1	3	.567	.370
Werth,J	.244	143	525	84	128	219	28	0	21	69	0	6	4	71	0	139	5	1	17	1	.417	.335
Zimmerman,R	.218	115	427	60	93	158	18	1	15	46	0	6	5	29	1	104	4	1	12	4	.370	.272
WASHINGTON	.256	162	5490	763	1403	2338	268	29	203	735	48	63	64	536	49	1252	121	39	102	73	426	326
OPPONENTS	.234	162	5430	612	1272	2043	252	27	155	580	52	28	57	468	43	1476	54	29	124	87	376	300

PITCHER	R/L	W	L	ERA	G	GS	CG	GF	SHO	SV	IP	H	R	ER	HR	HB	BB	IBB	SO	WP	BK	BAA
Belisle,M	R	0	0	1.76	40	0	0	6	0	0	46.0	43	13	9	2	1	7	3	32	2	0	.244
Burnett,S	L	0	0	3.18	10	0	0	2	0	0	5.2	5	2	2	1	0	1	0	3	0	0	.238
Cole,A	R	1	2	5.17	8	8	0	0	0	0	38.1	37	24	22	7	2	14	1	39	1	0	.248
Giolito,L	R	0	1	6.75	6	4	0	1	0	0	21.1	26	18	16	7	1	12	0	11	1	1	.295
Glover,K	R	2	0	5.03	19	0	0	4	0	0	19.2	15	12	11	3	1	7	1	16	1	0	.200
Gonzalez,G	L	11	11	4.57	32	32	0	0	0	0	177.1	179	98	90	19	9	59	2	171	7	0	.262
Gott,T	R	0	0	1.50	9	0	0	1	0	0	6.0	6	1	1	0	1	3	1	6	0	0	.250
Grace,M	L	0	0	0.00	5	0	0	1	0	0	3.0	1	0	0	0	0	0	0	4	0	0	.100
Kelley,S	R	3	2	2.64	67	0	0	26	0	7	58.0	41	19	17	9	0	11	2	80	2	0	.194
Latos,M	R	1	1	6.52	6	1	0	1	0	0	9.2	11	7	7	1	0	5	0	10	0	0	.289
Lopez,R	R	5	3	4.91	11	6	0	1	0	0	44.0	47	27	24	4	0	22	2	42	5	0	.272
Martin,R	R	0	0	2.45	8	0	0	2	0	0	3.2	0	1	1	0	0	1	0	5	0	0	.000
Melancon,M (WSH only)	R	1	1	1.82	30	0	0	28	0	17	29.2	21	6	6	1	0	3	0	27	3	0	.202
Papelbon,J	R	2	4	4.37	37	0	0	0	0	19	35.0	37	18	17	3	0	14	3	31	1	0	.270
Perez,O	L	2	3	4.95	64	0	0	7	0	0	40.0	38	22	22	4	7	20	3	46	5	0	.248
Petit,Y	R	3	5	4.50	36	1	0	16	0	1	62.0	67	33	31	12	0	15	3	49	3	1	.272
Rivero,F (WSH only)	L	0	0	3.45	47	0	0	0	0	1	49.2	43	26	25	4	5	15	2	53	1	0	.236
Roark,T	R	16	10	2.83	34	33	0	0	0	0	210.0	173	72	66	17	13	73	4	172	6	1	.228
Ross,J	R	7	5	3.43	19	19	0	0	0	0	105.0	108	43	40	9	6	29	3	93	2	0	.269
Rzepczynski,M (WSH only)	L	0	0	1.54	14	0	0	0	0	0	11.2	8	3	2	0	2	5	2	9	0	0	.216
Scherzer,M	R	20	7	2.96	34	34	1	0	0	0	228.1	165	77	75	31	6	56	2	284	2	1	.199
Solis,S	L	2	4	2.41	37	0	0	10	0	0	41.0	31	12	11	1	1	21	2	47	2	0	.211
Strasburg,S	R	15	4	3.60	24	24	0	0	0	0	147.2	119	59	59	15	2	44	1	183	2	0</	

HISTORY AND RECORDS

2015 WASHINGTON NATIONALS (83-79, 2ND IN NL EAST, -7.0)

PLAYER	AVG.	G	AB	R	H	TB	2B	3B	HR	RBI	SH	SF	HP	BB	IBB	SO	SB	CS	GDP	E	SLG	OBP	
Burriss,E	.667	5	3	2	2	2	0	0	0	0	0	0	0	2	0	0	0	0	0	0	0	.800	.667
Cole,A	.000	3	2	0	0	0	0	0	0	0	0	0	0	0	0	0	0	0	1	1	0	1.000	.000
den Dekker,M	.253	55	99	12	25	48	6	1	5	12	2	0	0	9	0	20	0	1	0	1	0	1.485	.315
Desmond,I	.233	156	583	69	136	224	27	2	19	62	6	4	3	45	0	187	13	5	9	27	384	.290	
Difo,W	.182	15	11	1	2	2	0	0	0	0	0	0	0	0	0	2	0	0	0	0	0	1.182	.182
RIGHT	.000	—	3	—	0	0	0	0	0	0	0	0	0	0	0	0	—	—	0	—	—	1.000	.000
LEFT	.250	—	8	—	2	2	0	0	0	0	0	0	0	0	0	2	—	—	0	—	—	1.250	.250
Escobar,Y	.314	139	535	75	168	222	25	1	9	56	1	2	8	45	0	79	2	2	24	7	415	.375	
Espinosa,D	.240	118	367	59	88	150	21	1	13	37	3	3	6	33	5	106	5	2	6	3	409	.311	
RIGHT	.264	—	91	—	24	37	4	0	3	5	0	0	1	10	0	25	—	—	1	—	407	.343	
LEFT	.232	—	276	—	64	113	17	1	10	32	3	3	5	23	5	81	—	—	5	—	409	.300	
Fister,D	.226	29	31	2	7	8	1	0	0	0	0	0	0	2	0	15	0	0	0	0	3	258	.273
Gonzalez,G	.093	31	43	1	4	5	1	0	0	2	10	0	2	1	0	18	0	0	1	0	116	.152	
Harper,B	.330	153	521	118	172	338	38	1	42	99	0	4	5	124	15	131	6	4	15	7	649	.460	
Johnson,R	.227	17	22	0	5	6	1	0	0	3	0	1	1	0	0	6	0	0	1	0	273	.250	
Jordan,T	.333	4	6	0	2	2	0	0	0	0	0	0	0	0	0	2	0	0	0	0	333	.333	
Lobaton,J	.199	44	136	11	27	40	4	0	3	20	1	2	1	15	1	40	0	0	5	2	294	.279	
RIGHT	.118	—	17	—	2	2	0	0	0	1	1	0	0	4	0	5	—	—	0	—	118	.286	
LEFT	.210	—	119	—	25	38	4	0	3	19	0	2	1	11	1	35	—	—	5	—	319	.278	
Moore,T	.203	97	187	14	38	68	12	0	6	27	0	1	1	11	2	45	0	0	2	0	364	.250	
Ramos,W	.229	128	475	41	109	170	16	0	15	68	0	8	0	21	2	101	0	0	16	6	358	.258	
Rendon,A	.264	80	311	43	82	113	16	0	5	25	0	4	4	36	0	70	1	2	8	4	363	.344	
Roark,T	.185	40	27	1	5	7	2	0	0	0	2	0	0	0	0	9	0	0	0	0	259	.185	
Robinson,C	.272	126	309	44	84	131	15	1	10	34	0	1	5	37	4	52	0	0	6	5	424	.358	
Ross,J	.111	17	27	2	3	3	0	0	0	0	2	0	1	0	0	11	0	0	1	1	111	.143	
Scherzer,M	.217	34	69	4	15	15	0	0	0	6	0	0	0	2	0	23	0	0	0	0	217	.239	
Severino,P	.250	2	4	1	1	2	1	0	0	0	0	0	0	0	0	1	0	0	0	0	500	.500	
Solis,S	.500	18	2	0	1	1	0	0	0	0	0	0	0	0	0	0	0	0	0	0	500	.500	
Span,D	.301	61	246	38	74	106	17	0	5	22	1	2	1	25	0	26	11	0	5	1	431	.365	
Strasburg,S	.132	23	38	1	5	5	0	0	0	6	0	0	0	2	0	17	0	0	0	2	132	.175	
Taylor,M	.229	138	472	49	108	169	15	2	14	63	1	2	1	35	9	158	16	3	5	3	358	.282	
Teinen,B	.000	60	2	0	0	0	0	0	0	2	0	0	0	0	0	1	0	0	0	3	000	.000	
Turner,T	.225	27	40	5	9	13	1	0	1	1	0	0	0	4	0	12	2	2	2	0	325	.295	
Uggla,D	.183	67	120	12	22	36	4	2	2	16	0	1	1	19	0	40	0	1	3	2	300	.298	
Werth,J	.221	88	331	51	73	127	16	1	12	42	0	6	3	38	0	84	0	1	8	2	384	.302	
Zimmerman,R	.249	95	346	43	86	161	25	1	16	73	0	10	1	33	0	79	1	0	13	4	465	.308	
Zimmermann,J	.159	33	63	4	10	11	1	0	0	3	6	0	0	0	0	18	0	0	0	2	175	.159	
WASHINGTON	.251	162	5428	703	1363	2185	265	13	177	665	55	51	44	539	38	1344	57	23	129	90	403	.321	
OPPONENTS	.250	162	5464	635	1366	2098	239	29	145	601	52	39	55	364	37	1342	53	32	102	100	384	.301	

PITCHER	R/L	W	L	ERA	G	GS	CG	GF	SHO	SV	IP	H	R	ER	HR	HB	BB	IBB	SO	WP	BK	BAA
Barrett,A	R	3	3	4.60	40	0	0	8	0	0	29.1	28	15	15	1	3	7	0	35	1	0	.248
Carpenter,D (WSH only)	R	0	0	1.50	8	0	0	3	0	0	6.0	5	1	1	1	0	2	0	4	1	0	.217
Cedeno,X	L	0	0	6.00	5	0	0	0	0	0	3.0	3	2	2	1	1	2	0	4	2	0	.250
Cole,A	R	0	0	5.79	3	1	0	1	0	1	9.1	14	11	6	1	0	1	1	9	1	0	.341
Davis,E	R	0	0	---	0	0	0	0	0	0	0.0	0	0	0	0	0	0	0	0	0	0	.000
Fister,D	R	5	7	4.19	25	15	0	2	0	1	103.0	120	56	48	14	6	24	3	63	1	0	.295
Gonzalez,G	L	11	8	3.79	31	31	0	0	0	0	175.2	181	79	74	8	4	69	3	169	4	0	.269
Grace,M	L	2	1	4.24	26	0	0	5	0	0	17.0	26	11	8	0	1	8	2	14	1	0	.356
Janssen,C	R	2	5	4.95	48	0	0	12	0	0	40.0	38	22	22	5	1	8	3	27	1	0	.248
Jordan,T	R	0	2	5.29	4	1	0	0	0	0	17.0	20	10	10	0	0	6	0	11	1	0	.290
Martin,R	R	2	0	5.11	13	0	0	5	0	0	12.1	12	9	7	4	1	5	0	25	0	0	.245
Moore,T	R	0	0	0.00	1	0	0	1	0	0	0.2	0	0	0	0	1	0	0	0	0	0	.000
Papelbon,J (WSH only)	R	2	2	3.04	22	0	0	17	0	7	23.2	22	13	8	4	3	4	1	16	0	1	.247
Rivero,F	L	2	1	2.79	49	0	0	17	0	2	48.1	35	15	15	2	1	11	2	43	2	1	.199
Roark,T	R	4	7	4.38	40	12	0	8	0	1	111.0	119	55	54	17	5	26	3	70	0	0	.279
Robinson,C	L	0	0	0.00	1	0	0	1	0	0	1.0	1	0	0	0	0	0	0	1	0	0	.250
Ross,J	R	5	5	3.64	16	13	0	1	0	0	76.2	64	33	31	7	2	21	0	69	1	0	.223
Scherzer,M	R	14	12	2.79	33	33	4	0	3	0	228.2	176	74	71	27	5	34	2	276	10	1	.208
Solis,S	L	1	1	3.38	18	0	0	6	0	0	21.1	25	11	8	2	1	4	2	17	0	0	.291
Stammen,C	R	0	0	0.00	5	0	0	0	0	0	4.0	2	0	0	0	0	0	0	3	1	0	.154
Storen,D	R	2	2	3.44	58	0	0	35	0	29	55.0	45	23	21	4	5	16	2	67	2	0	.220
Strasburg,S	R	11	7	3.46	23	23	0	0	0	0	127.1	115	56	49	14	3	26	0	155	4	0	.236
Thornton,M	L	2	1	2.18	60	0	0	12	0	0	41.1	33	12	10	2	1	11	3	23	1	0	.212
Teinen,B	R	2	5	3.86	60	0	0	17	0	0	67.2	62	32	29	4	2	32	6	65	4	0	.254
Zimmermann,J	R	13	10	3.66	33	33	0	0	0	0	201.2	204	89	82	24	8	39	3	164	2	1	.264
WASHINGTON		83	79	3.62	162	162	4	158	13	41	1434.2	1366	635	577	145	55	364	37	1342	39	4	.250
OPPONENTS		79	83	4.13	162	162	3	159	12	46	1433.1	1363	703	658	177	44	539	38	1344	55	3	.251



HISTORY AND RECORDS

NATIONALS
PARK
COMMUNITY RELATIONS
FOUNDATION
DREAM
YOUTH BASEBALL ACADEMY
FRONT OFFICE
OWNERSHIP
COACHING STAFF
MANAGER
PLAYERS
IN REVIEW
HISTORY AND RECORDS
SCOUTING RESEARCH PLAYER DEV
MEDIA

2014 WASHINGTON NATIONALS (96-66, 1ST IN NL EAST, +17.0)

PLAYER	AVG.	G	AB	R	H	TB	2B	3B	HR	RBI	SH	SF	HP	BB	IBB	SO	SB	CS	GDP	E	SLG	OBP	
Cabrera,A (WSH only)	.229	49	175	20	40	68	9	2	5	21	1	2	0	22	1	29	3	0	4	1	.389	.312	
RIGHT	.255	—	47	—	12	19	4	0	1	5	0	0	0	3	0	6	—	—	0	—	.404	.300	
LEFT	.219	—	128	—	28	49	5	2	4	16	1	2	0	19	1	23	—	—	4	—	.383	.315	
Desmond,I	.255	154	593	73	151	255	26	3	24	91	0	3	6	46	0	183	24	5	17	24	.430	.313	
Detwiler,R	.000	47	2	1	0	0	0	0	0	1	0	0	1	0	1	0	0	0	0	0	.000	.333	
Dobbs, G (WSH only)	.214	21	28	0	6	7	1	0	0	2	0	1	0	1	0	4	0	0	0	0	.233	.250	
Espinosa,D	.219	114	333	31	73	117	14	3	8	27	0	1	12	18	5	122	8	1	5	5	.351	.283	
RIGHT	.301	—	103	—	31	50	8	1	3	10	0	0	4	8	3	25	—	—	4	—	.485	.374	
LEFT	.183	—	230	—	42	67	6	2	5	17	0	1	8	10	2	97	—	—	1	—	.291	.241	
Fister,D	.077	26	52	3	4	5	1	0	0	0	9	0	0	1	0	21	0	0	0	1	.096	.094	
Frandsen,K	.259	105	220	17	57	68	8	0	1	17	2	1	7	6	0	26	0	0	7	3	.309	.299	
Gonzalez,G	.087	27	46	3	4	8	1	0	1	2	6	0	0	0	0	26	0	0	0	1	.174	.087	
Hairston,S	.208	61	77	6	16	23	4	0	1	8	0	4	2	4	0	26	0	0	2	2	.299	.253	
Harper,B	.273	100	352	41	96	149	10	2	13	32	3	1	1	38	4	104	2	2	6	4	.423	.344	
Hill,T	.333	3	3	0	1	1	0	0	0	0	0	0	0	0	0	0	0	0	0	0	.333	.333	
Jordan,T	.125	5	8	1	1	1	0	0	0	0	0	0	0	0	0	4	0	0	0	0	.125	.125	
Kobernus,J	.000	4	6	2	0	0	0	0	0	0	0	0	1	1	0	1	0	0	0	0	.000	.250	
LaRoche,A	.259	140	494	73	128	225	19	0	26	92	0	8	2	82	9	108	3	0	13	7	.455	.362	
Leon,S	.156	20	64	7	10	14	1	0	1	3	0	0	0	6	0	20	0	0	1	1	.219	.229	
RIGHT	.217	—	23	—	5	6	1	0	0	0	0	0	0	1	0	6	—	—	0	—	.261	.250	
LEFT	.122	—	41	—	5	8	0	0	1	3	0	0	0	5	0	14	—	—	1	—	.195	.217	
Lobaton,J	.234	66	214	18	50	65	9	0	2	12	0	0	1	15	1	61	0	0	5	2	.304	.287	
RIGHT	.230	—	61	—	14	14	0	0	0	4	0	0	0	2	0	14	—	—	1	—	.230	.254	
LEFT	.235	—	153	—	36	51	9	0	2	8	0	0	1	13	1	47	—	—	4	—	.333	.299	
McLouth,N	.173	79	139	10	24	33	6	0	1	7	1	1	5	16	1	35	4	1	0	2	.237	.280	
Moore,T	.231	42	91	8	21	35	2	0	4	14	0	0	2	7	0	29	0	0	2	3	.385	.300	
Ramos,W	.267	88	341	32	91	136	12	0	11	47	0	3	0	17	2	57	0	0	17	5	.399	.299	
Rendon,A	.287	153	613	111	176	290	39	6	21	83	2	5	5	58	2	104	17	3	11	15	.473	.351	
Roark,T	.121	31	58	1	7	7	0	0	0	0	11	0	0	1	0	21	0	0	1	2	.121	.136	
Schierholtz (WSH only)	.225	23	40	3	9	15	1	1	1	4	0	0	0	2	0	8	0	1	0	0	.375	.262	
Souza,S	.130	21	23	2	3	9	0	0	2	2	2	0	0	3	0	7	0	0	1	1	.391	.231	
Span,D	.302	147	610	94	184	254	39	8	5	37	3	3	2	50	1	65	31	7	6	4	.416	.355	
Stammen,C	.286	49	7	0	2	3	1	0	0	0	1	0	0	0	0	4	0	0	1	1	.429	.286	
Strasburg,S	.100	34	60	3	6	7	1	0	0	3	9	0	0	7	0	26	0	0	1	4	.117	.194	
Taylor,M	.205	17	39	5	8	14	3	0	1	5	0	0	1	3	0	17	0	2	1	0	.359	.279	
Teiren,B	.083	15	12	0	1	1	0	0	0	2	0	0	0	1	0	8	0	0	0	1	.083	.154	
Walters, Z (WSH only)	.205	32	39	7	8	18	1	0	3	5	0	0	0	4	0	16	0	0	0	0	.462	.279	
RIGHT	.444	—	9	—	4	13	0	0	3	3	0	0	0	0	0	2	0	0	0	—	1.444	.444	
LEFT	.133	—	30	—	4	5	1	0	0	2	0	0	0	4	0	14	0	0	0	—	.167	.235	
Werth,J	.292	147	534	85	156	243	37	1	16	82	0	3	9	83	3	113	9	1	9	5	.455	.394	
Zimmerman,R	.280	61	214	26	60	96	19	1	5	38	0	4	0	22	0	37	0	0	6	4	.449	.342	
Zimmermann,J	.182	32	55	3	10	11	1	0	0	1	9	1	0	2	0	21	0	0	0	1	.200	.207	
WSH PITCHERS	.119	—	302	15	36	44	5	0	1	6	48	0	0	13	0	132	0	0	2	11	.146	.155	
WASHINGTON OPPONENTS	.253	162	5542	686	1403	2178	265	27	152	635	60	41	56	517	29	1304	101	23	115	100	.393	.321	
WASHINGTON OPPONENTS	.244	162	5534	555	1351	1979	242	28	110	525	51	32	51	352	26	1288	60	36	116	103	.358	.294	
PITCHER	R/L	W	L	ERA	G	GS	CG	GF	SHO	SV	IP	H	R	ER	HR	HB	BB	IBB	SO	WP	BK	BAA	
Barrett,A	R	3	0	2.66	50	0	0	12	0	0	40.2	33	17	12	1	1	20	2	49	6	1	.220	
Blevins,J	L	2	3	4.87	64	0	0	25	0	0	57.1	48	31	31	3	1	23	6	66	2	0	.229	
Cedeno,X	L	0	0	3.86	9	0	0	4	0	0	7.0	10	4	3	1	0	0	0	5	0	0	.333	
Clippard,T	R	7	4	2.18	75	0	0	6	0	1	70.1	47	22	17	5	1	23	1	82	0	0	.188	
Detwiler,R	L	2	3	4.00	47	0	0	15	0	1	63.0	68	34	28	5	5	21	4	39	3	0	.282	
Fister,D	R	16	6	2.41	25	25	1	0	1	0	164.0	153	52	44	18	7	24	0	98	5	0	.246	
Gonzalez,G	L	10	10	3.57	27	27	0	0	0	0	158.2	134	66	63	10	3	56	0	162	2	0	.230	
Hill,T	R	0	1	9.00	3	1	0	2	0	0	9.0	16	9	9	0	2	3	1	5	0	0	.410	
Jordan,T	R	0	3	5.61	5	5	0	0	0	0	25.2	34	20	16	3	2	8	1	17	0	0	.309	
Mattheus,R	R	0	0	1.04	7	0	0	4	0	0	8.2	7	1	1	0	1	4	0	4	0	0	.233	
Roark,T	R	15	10	2.85	31	31	1	0	1	0	198.2	178	64	63	16	6	39	1	138	0	0	.239	
Soriano,R	R	4	1	3.19	64	0	0	48	0	32	62.0	51	23	22	4	2	19	0	59	2	0	.223	
Stammen,C	R	4	5	3.84	49	0	0	15	0	0	72.2	78	34	31	5	3	14	2	56	1	1	.276	
Storen,D	R	2	1	1.12	65	0	0	18	0	11	56.1	44	8	7	2	3	11	3	46	4	0	.215	
Strasburg,S	R	14	11	3.14	34	34	0	0	0	0	215.0	198	86	75	23	5	43	4	242	7	0	.245	
Thornton,M (WSH only) L	L	1	0	0.00	18	0	0	2	0	0	11.1	10	0	0	0	1	2	0	8	0	0	.238	
Teiren,B	R	2	3	2.49	15	7	0	6	0	0	50.2	57	17	14	1	2	13	1	30	1	0	.286	
Zimmermann,J	R	14	5	2.66	32	32	3	0	2	0	199.2	185	67	59	13	6	29	0	182	4	0	.244	
WASHINGTON OPPONENTS		96	66	3.03	162	162	2	5	157	19	45	1470.2	1351	555	495	110	51	352	26	1288	37	2	.244
WASHINGTON OPPONENTS		66	96	3.85	162	162	2	160	8	36	1456.2	1403	686	623	152	56	517	29	1304	68	6	.253	



HISTORY AND RECORDS

2013 WASHINGTON NATIONALS (86-76, 2ND IN NL EAST, -10.0)

PLAYER	AVG.	G	AB	R	H	TB	2B	3B	HR	RBI	SH	SF	HP	BB	IBB	SO	SB	CS	GDP	E	SLG	OBP
Bernadina,R (WSH only)	.178	85	152	18	27	41	6	1	2	6	1	0	2	12	1	44	3	0	4	0	.270	.247
Brown,C	.167	14	12	2	2	6	1	0	1	1	0	0	0	3	0	4	1	0	1	0	.500	.333
Desmond,I	.280	158	600	77	168	272	38	3	20	80	2	5	5	43	3	145	21	6	16	20	.453	.331
Detwiler,R	.091	13	22	1	2	2	0	0	0	0	2	0	0	1	0	17	0	0	0	0	.091	.130
DeJesus,D (WSH only)	.000	3	3	0	0	0	0	0	0	0	1	0	0	0	0	1	0	0	0	0	.000	.000
Duke,Z (WSH only)	1.000	12	1	0	1	1	0	0	0	0	0	0	0	0	0	0	0	0	0	0	1.000	1.000
Espinosa,D	.158	44	158	11	25	43	9	0	3	12	1	1	3	4	0	47	1	0	1	2	.272	.193
RIGHT	.125	—	32	—	4	10	3	0	1	3	0	1	3	1	0	12	—	—	—	—	.313	.216
LEFT	.167	—	126	—	21	33	6	0	2	9	1	0	0	3	0	35	—	—	1	—	.262	.186
Gonzalez,G	.089	32	56	2	5	9	1	0	1	1	8	0	1	1	0	16	0	0	2	1	.161	.121
Hairston,S (WSH only)	.224	33	58	5	13	22	3	0	2	7	1	1	0	2	0	19	0	0	0	0	.379	.246
Haren,D	.170	31	47	2	8	11	3	0	0	2	6	0	1	1	0	17	0	0	0	0	.234	.204
Harper,B	.274	118	424	71	116	206	24	3	20	58	3	4	5	61	4	94	11	4	4	6	.486	.368
Jordan,T	.143	9	14	0	2	2	0	0	0	0	4	0	0	0	0	3	0	0	0	0	.143	.143
Karns,N	.000	3	3	0	0	0	0	0	0	0	2	0	0	0	0	1	0	0	1	0	.000	.000
Kobernus,J	.167	24	30	8	5	8	0	0	1	1	0	0	1	5	0	6	3	2	0	0	.267	.306
LaRoche,A	.237	152	511	70	121	206	19	3	20	62	0	4	3	72	10	131	4	1	13	11	.403	.332
Leon,S	.000	2	1	0	0	0	0	0	0	0	0	0	0	0	0	1	0	0	0	0	.000	.000
RIGHT	.000	—	0	—	0	0	0	0	0	0	0	0	0	0	0	0	—	—	—	—	.000	.000
LEFT	.000	—	1	—	0	0	0	0	0	0	0	0	0	0	0	1	—	—	—	—	.000	.000
Lombardozzi,S	.259	118	290	25	75	98	15	1	2	22	5	3	1	8	1	34	4	3	6	3	.338	.278
RIGHT	.273	—	77	—	21	29	5	0	1	8	2	0	0	1	0	7	—	—	4	—	.377	.282
LEFT	.254	—	213	—	54	69	10	1	1	14	3	3	1	7	1	27	—	—	2	—	.324	.277
Marrero,C	.125	8	16	0	2	2	0	0	0	1	0	0	0	0	0	4	0	0	0	0	.125	.125
Moore,T	.222	63	167	16	37	58	9	0	4	21	1	1	1	8	1	58	0	0	1	1	.347	.260
Ohlendorf,R	.000	16	15	0	0	0	0	0	0	1	3	0	0	1	0	11	0	0	1	4	.000	.063
Perez,E	.125	9	8	1	1	1	0	0	0	0	0	0	0	0	0	3	1	0	0	0	.125	.125
Ramos,W	.272	78	287	29	78	135	9	0	16	59	0	1	0	15	1	42	0	1	12	8	.470	.307
Rendon,A	.265	98	351	40	93	139	23	1	7	35	2	5	5	31	3	69	1	1	7	16	.396	.329
Roark,T	.286	14	14	0	4	5	1	0	0	1	1	0	0	0	0	5	0	0	1	1	.357	.286
Solano,J	.146	24	48	2	7	9	2	0	0	2	0	0	0	2	0	7	0	1	4	1	.188	.180
Span,D	.279	153	610	75	170	232	28	11	4	47	7	1	2	42	0	77	20	6	11	0	.380	.327
Stammen,C	.000	55	5	0	0	0	0	0	0	0	0	0	0	1	0	2	0	0	1	0	.000	.167
Strasburg,S	.143	30	49	2	7	9	2	0	0	2	10	0	0	2	0	23	0	0	0	0	.184	.176
Suzuki,K (WSH only)	.222	79	252	19	56	78	11	1	3	25	2	4	3	20	6	32	2	2	2	5	.310	.283
Tracy,C	.202	92	129	6	26	42	4	0	4	11	0	0	0	7	0	25	0	2	2	2	.326	.243
Walters,Z	.375	8	8	2	3	5	0	1	0	1	0	0	0	1	0	0	0	0	1	0	.625	.444
RIGHT	.333	—	3	—	1	3	0	1	0	1	0	0	0	0	0	0	—	—	0	—	1.000	.333
LEFT	.400	—	5	—	2	2	0	0	0	0	0	0	0	1	0	0	—	—	1	—	.400	.500
Werth,J	.318	129	462	84	147	246	24	0	25	82	0	5	5	60	3	101	10	1	9	2	.532	.398
Zimmerman,R	.275	147	568	84	156	264	26	2	26	79	0	3	2	60	2	133	6	0	16	21	.465	.344
Zimmermann,J	.123	32	65	4	8	9	1	0	0	2	6	1	0	1	0	20	0	0	0	2	.138	.134
WSH PITCHERS	.127	162	291	11	37	48	8	0	1	9	42	1	2	8	0	115	0	0	5	9	.165	.156
WASHINGTON	.251	162	5436	656	1365	2161	259	27	161	621	68	39	40	464	35	1192	88	28	115	107	.398	.313
OPPONENTS	.249	162	5497	626	1367	2083	262	14	142	598	61	26	48	405	17	1236	95	20	121	91	.379	.305
PITCHER	R/L	W	L	ERA	G	GS	CG	GF	SHO	SV	IP	H	R	ER	HR	HB	BB	IBB	SO	WP	BK	BAA
Abad,F	L	0	3	3.35	39	0	0	17	0	0	37.2	42	14	14	3	1	10	0	32	0	0	.271
Cedeno,X (WSH only)	L	0	0	1.50	11	0	0	3	0	0	6.0	5	1	1	0	0	1	0	6	0	0	.227
Clippard,T	R	6	3	2.41	72	0	0	6	0	0	71.0	37	19	19	9	4	24	1	73	2	0	.152
Davis,E	R	1	0	3.12	10	0	0	2	0	0	8.2	10	3	3	0	0	1	0	12	1	0	.278
Detwiler,R	L	2	7	4.04	13	13	0	0	0	0	71.1	92	37	32	5	5	14	2	39	0	0	.315
Duke,Z (WSH only)	L	1	1	8.71	12	1	0	1	0	0	20.2	31	22	20	2	1	8	3	11	1	0	.352
Gonzalez,G	L	11	8	3.36	32	32	1	0	1	0	195.2	169	79	73	17	2	76	1	192	4	1	.231
Haren,D	R	10	14	4.67	31	30	0	1	0	1	169.2	179	92	88	28	7	31	0	151	8	1	.268
Jordan,T	R	1	3	3.66	9	9	0	0	0	0	51.2	59	27	21	3	3	11	0	29	1	0	.291
Karns,N	R	0	1	7.50	3	3	0	0	0	0	12.0	17	11	10	5	1	6	0	11	0	0	.321
Krol,I	L	2	1	3.95	32	0	0	10	0	0	27.1	28	12	12	5	0	8	1	22	2	0	.264
Mattheus,R	R	0	2	6.37	37	0	0	13	0	0	35.1	52	26	25	1	0	15	0	22	4	1	.351
Maya,Y	R	0	1	54.00	1	0	0	1	0	0	0.1	2	2	2	1	0	0	0	0	0	0	.667
Ohlendorf,R	R	4	1	3.28	16	7	0	1	0	0	60.1	56	22	22	8	1	14	1	45	1	0	.245
Roark,T	R	7	1	1.51	14	5	0	1	0	0	53.2	38	11	9	1	1	11	0	40	0	0	.202
Rodriguez,H (WSH only)	R	0	1	4.00	17	0	0	8	0	0	18.0	14	8	8	1	1	16	0	11	2	1	.203
Soriano,R	R	3	3	3.11	68	0	0	58	0	43	66.2	65	24	23	7	0	17	2	51	3	0	.251
Stammen,C	R	7	6	2.76	55	0	0	14	0	0	81.2	78	30	25	4	2	27	3	79	2	1	.262
Storen,D	R	4	2	4.52	68	0	0	20	0	3	61.2	65	34	31	7	1	19	2	58	2	0	.267
Strasburg,S	R	8	9	3.00	30	30	1	0	1	0	183.0	136	71	61	16	12	56	1	191	7	3	.207
Zimmermann,J	R	19	9	3.25	32	32	4	0	2	0	213.1	192	81	77	19	7	40	0	161	3	0	.239
WASHINGTON		86	76	3.59	162	162	6	156	13	47	1445.2	1367	626	576	142	48	405	17	1236	43	8	.249
OPPONENTS		76	86	3.81	162	162	1	161	12	47	1440.0	1365	656	610	161	40	464	35	1192	63	6	.251



2012 WASHINGTON NATIONALS (98-64, 1ST IN NL EAST, +4.0)

PLAYER	AVG.	G	AB	R	H	TB	2B	3B	HR	RBI	SH	SF	HP	BB	IBB	SO	SB	CS	GDP	E	SLG	OBP
Ankier,R	.228	68	158	15	36	65	10	2	5	15	1	0	0	12	3	59	1	3	3	2	.411	.282
Bernadina,R	.291	129	227	25	66	92	11	0	5	25	3	1	2	28	3	53	15	3	2	0	.405	.372
Brown,C	.200	19	25	4	5	10	2	0	1	3	1	0	0	1	0	9	0	0	0	0	.400	.231
Burnett,S	.000	70	0	0	0	0	0	0	0	0	0	0	0	1	0	0	0	0	0	0	.000	1.000
Carroll,B	.000	5	2	2	0	0	0	0	0	0	0	0	0	0	0	0	0	0	0	0	.000	.000
DeRosa,M	.188	48	85	13	16	21	5	0	0	6	1	1	0	14	0	18	1	0	3	1	.247	.300
Desmond,I	.292	130	513	72	150	262	33	2	25	73	0	1	3	30	1	113	21	6	17	15	.511	.335
Detwiler,R	.044	33	45	0	2	2	0	0	0	1	3	0	0	1	0	22	0	0	0	0	1.044	.065
Duke,Z	.000	8	1	0	0	0	0	0	0	0	0	0	0	0	0	0	0	0	0	0	.000	.000
Espinosa,D	.247	160	594	82	147	239	37	2	17	56	3	2	13	46	4	189	20	6	11	13	.402	.315
RIGHT	.282	---	177	---	50	76	17	0	3	16	0	0	3	13	0	48	---	---	2	---	.429	.342
LEFT	.233	---	417	---	97	163	20	2	14	40	3	2	10	33	4	141	---	---	9	---	.391	.303
Flores,J	.213	83	277	22	59	91	12	1	6	26	2	3	1	13	3	59	1	2	6	4	.329	.248
Gonzalez,G	.094	32	64	2	6	10	1	0	1	4	9	1	0	1	0	25	0	0	0	0	1.156	.106
Goetzlanny,T	.333	45	6	0	2	2	0	0	0	1	0	0	0	1	0	1	0	0	0	0	1.333	.429
Harper,B	.270	139	533	98	144	254	26	9	22	59	3	3	2	56	0	120	18	6	8	7	.477	.340
Izturis,C (WSH only)	.500	5	4	4	2	3	1	0	0	0	0	0	0	0	0	0	0	0	0	0	.750	.500
RIGHT	.500	---	2	---	1	1	0	0	0	0	0	0	0	0	0	0	---	---	0	---	1.000	.500
LEFT	.500	---	2	---	1	2	1	0	0	0	0	0	0	0	0	0	---	---	0	---	1.000	.500
Jackson,E	.228	34	57	6	13	13	0	0	0	5	0	0	0	3	0	21	0	0	0	3	.228	.267
Lannan,J	.111	6	9	0	1	1	0	0	0	1	0	0	0	1	0	4	0	0	0	0	.111	.200
LaRoche,A	.271	154	571	76	155	291	35	1	33	100	0	9	0	67	7	138	1	1	10	7	.510	.343
Leon,S	.267	12	30	2	8	10	2	0	0	2	0	0	2	4	0	11	0	0	1	1	.333	.389
RIGHT	.500	---	8	---	4	6	2	0	0	2	0	0	1	0	1	---	---	0	---	---	.750	.556
LEFT	.182	---	22	---	4	4	0	0	0	0	0	2	3	0	10	---	---	1	---	---	.182	.333
Lombardozzi,S	.273	126	384	40	105	136	16	3	27	6	1	6	19	1	46	5	3	1	4	35	.434	.317
RIGHT	.231	---	91	---	21	24	3	0	0	6	4	1	1	4	1	13	---	---	0	---	.264	.268
LEFT	.287	---	293	---	84	112	13	3	3	21	2	0	5	15	0	33	---	---	1	---	.382	.332
Maldonado,C	.000	4	9	0	0	0	0	0	0	1	1	0	0	2	0	4	0	0	0	0	.000	.182
Mattheus,R	.000	66	1	0	0	0	0	0	0	0	0	0	0	0	0	1	0	0	0	0	.000	.000
Moore,T	.263	75	156	20	41	80	9	0	10	29	0	0	1	14	0	46	3	0	3	0	.513	.327
Morse,M	.291	102	406	53	118	191	17	1	18	62	0	4	4	16	0	97	0	1	14	1	.470	.321
Nady,X (WSH only)	.157	40	102	6	16	28	3	0	3	6	0	0	0	7	2	24	1	0	3	1	.275	.211
Perez,E	.200	13	5	3	1	1	0	0	0	0	0	0	0	0	0	3	0	0	0	0	.200	.200
Ramos,W	.265	25	83	11	22	33	2	0	3	10	0	1	0	12	2	19	0	0	1	1	.398	.354
Solano,J	.314	12	35	6	11	20	3	0	2	6	0	0	0	2	1	5	1	0	0	0	.571	.351
Stammen,C	.000	59	6	0	0	0	0	0	0	2	0	0	0	0	0	4	0	0	0	1	.000	.000
Strasburg,S	.277	28	47	4	13	20	4	0	1	7	2	0	1	3	0	13	0	0	0	0	.426	.333
Suzuki,K	.267	43	146	17	39	59	5	0	5	25	2	3	2	11	3	20	1	0	2	3	.404	.321
Tracy,C	.269	73	93	7	25	41	7	0	3	14	0	1	1	10	3	15	0	0	1	1	.441	.343
Wang,C	.167	10	6	1	1	2	1	0	0	0	0	0	0	1	0	3	0	0	0	0	.333	.286
Werth,J	.300	81	300	42	90	132	21	3	5	31	0	1	1	42	2	57	8	2	3	1	.440	.387
Zimmerman,R	.282	145	578	93	163	276	36	1	25	95	0	4	2	57	8	116	5	2	20	19	.478	.346
Zimmermann,J	.193	32	57	5	11	16	2	0	1	4	5	0	0	4	0	13	0	0	1	2	.281	.246
WSH PITCHERS	.164	162	299	18	49	66	8	0	3	17	27	1	1	16	0	107	0	0	1	13	.221	.208
WASHINGTON OPPONENTS	.237	162	5474	594	1296	2040	293	32	129	563	69	46	47	497	32	1325	111	22	120	107	.373	.303

PITCHER	R/L	W	L	ERA	G	GS	CG	GF	SHO	SV	IP	H	R	ER	HR	HB	BB	IBB	SO	WP	BK	BAA
Burnett,S	L	1	2	2.38	70	0	0	16	0	2	56.2	58	16	15	4	3	12	3	57	2	0	.262
Clippard,T	R	2	6	3.72	74	0	0	42	0	32	72.2	55	32	30	7	2	29	2	84	5	0	.204
Detwiler,R	L	10	8	3.40	33	27	0	1	0	0	164.1	149	75	62	15	5	52	0	105	4	1	.241
Duke,Z	L	1	0	1.32	8	0	0	3	0	0	13.2	11	2	2	0	0	4	0	10	0	0	.212
Garcia,C	R	0	0	2.13	13	0	0	2	0	0	12.2	8	3	3	2	2	2	0	15	1	0	.186
Gonzalez,G	L	21	8	2.89	32	32	2	0	1	0	199.1	149	69	64	9	5	76	3	207	10	1	.206
Gonzalez,M	L	0	0	3.03	47	0	0	13	0	0	35.2	31	14	12	2	0	16	0	39	2	1	.237
Goetzlanny,T	L	4	2	2.88	45	1	0	11	0	1	72.0	65	27	23	7	2	30	1	62	4	0	.242
Jackson,E	R	10	11	4.03	31	31	1	0	0	0	189.2	173	90	85	23	2	58	5	168	3	0	.243
Lannan,J	L	4	1	4.13	6	6	0	0	0	0	32.2	33	15	15	0	4	14	1	17	1	0	.270
Lidge,B	R	0	1	9.64	11	0	0	4	0	2	9.1	12	10	10	1	0	11	5	10	0	0	.308
Mattheus,R	R	5	3	2.85	66	0	0	11	0	0	66.1	57	22	21	8	3	19	5	41	3	0	.241
Perry,R	R	1	0	10.13	7	0	0	4	0	0	8.0	12	9	9	2	0	2	0	3	0	0	.364
Rodriguez,H	R	1	3	5.83	35	0	0	20	0	9	29.1	19	20	19	4	1	22	0	31	10	1	.181
Stammen,C	R	6	1	2.34	59	0	0	15	0	1	88.1	70	27	23	7	2	36	4	87	3	0	.215
Storen,D	R	3	1	2.37	37	0	0	17	0	4	30.1	22	8	8	0	1	8	0	24	1	0	.210
Strasburg,S	R	15	6	3.16	28	28	0	0	0	0	159.1	136	62	56	15	4	48	1	197	5	0	.230
Wang,C	R	2	3	6.68	10	5	0	0	0	0	32.1	50	24	24	5	3	15	0	15	5	0	.376
Zimmermann,J	R	12	8	2.94	32	32	0	0	0	0	195.2	186	69	64	18	8	43	2	153	3	0	.251
WASHINGTON OPPONENTS		98	64	3.33	162	162	3	159	9	51	1468.1	1296	594	543	129	47	497	32	1325	62	4	.237
OPPONENTS		64	98	4.09	162	162	3	159	8	41	1454.1	1468	731	661	194	41	479	43	1325	51	7	.261



HISTORY AND RECORDS

2011 WASHINGTON NATIONALS (80-81, 3RD IN NL EAST, -21.5)

PLAYER	AVG.	G	AB	R	H	TB	2B	3B	HR	RBI	SH	SF	HP	BB	IBB	SO	SB	CS	GDP	E	SLG	OBP	
Ankiel,R	.239	122	380	46	91	138	20	0	9	37	3	1	2	29	1	96	10	3	7	1	.363	.296	
Balester,C	.000	23	4	0	0	0	0	0	0	0	1	0	0	0	0	0	0	0	0	0	1	.000	.000
Bernadina,R	.243	91	309	40	75	112	12	2	7	27	2	0	4	22	1	63	17	3	7	1	.362	.301	
Bixler,B	.205	79	83	9	17	22	1	2	0	2	4	0	0	7	3	19	4	3	1	1	.265	.267	
Brown,C	.000	3	3	0	0	0	0	0	0	0	0	0	0	0	0	2	0	0	0	0	0	.000	.000
Burnett,S	1.000	69	1	1	1	1	0	0	0	0	0	0	0	1	0	0	0	0	0	0	1.000	1.000	
Clippard,T	.000	72	2	0	0	0	0	0	0	0	1	0	0	0	0	0	0	0	0	0	0	.000	.000
Cora,A	.224	91	156	12	35	43	6	1	0	6	1	1	2	12	0	23	2	0	4	4	.276	.287	
Desmond,I	.253	154	584	65	148	209	27	5	8	49	11	5	4	35	2	139	25	10	9	23	.358	.298	
Detwiler,R	.105	15	19	0	2	2	0	0	0	1	3	0	0	0	0	3	0	0	0	1	.105	.105	
Espinosa,D	.236	158	573	72	135	237	29	5	21	66	5	4	19	57	4	166	17	6	6	14	.414	.323	
<i>RIGHT</i>	.277	—	130	—	36	63	9	0	6	16	2	1	3	13	0	34	—	—	—	—	.485	.354	
<i>LEFT</i>	.223	—	443	—	99	174	20	5	15	50	3	3	16	44	4	132	—	—	4	—	.393	.314	
Flores,J	.209	30	86	5	18	27	6	0	1	2	0	0	0	5	2	27	0	0	1	1	.314	.253	
Gomes,J (WSH Only)	.204	43	93	11	19	34	4	1	3	12	0	1	3	10	0	31	2	0	1	1	.366	.299	
Goetzlanny,T	.107	30	28	2	3	3	0	0	0	1	3	0	0	2	0	13	0	0	0	2	.107	.167	
Hairton,J (WSH Only)	.268	75	213	25	57	82	11	1	4	24	1	0	2	22	1	30	2	2	3	8	.385	.342	
Hernandez,L	.217	31	46	3	10	11	1	0	0	7	15	0	0	0	0	2	0	0	0	1	.239	.217	
Kimball,C	.000	12	1	1	0	0	0	0	0	0	0	0	0	1	0	1	0	0	0	0	.000	.500	
Lanman,J	.088	33	57	3	5	8	0	0	1	5	5	0	0	3	0	24	0	0	0	2	.140	.133	
LaRoche,A	.172	43	151	15	26	39	4	0	3	15	0	1	0	25	0	37	1	0	2	0	.258	.288	
Lombardozzi,S	.194	13	31	3	6	7	1	0	0	1	0	0	0	1	0	4	0	0	0	1	.226	.219	
<i>RIGHT</i>	.000	—	1	—	0	0	0	0	0	0	0	0	0	0	0	0	—	—	0	—	.000	.000	
<i>LEFT</i>	.200	—	30	—	6	7	1	0	0	1	0	0	0	1	0	4	—	—	0	—	.233	.226	
Marquis,J (WSH Only)	.190	25	42	3	8	9	1	0	0	3	3	0	0	0	0	13	0	0	0	1	.214	.190	
Marrero,C	.248	31	109	6	27	32	5	0	0	10	0	3	1	4	0	27	0	0	1	2	.294	.274	
Maya,Y	.000	10	8	0	0	0	0	0	0	0	1	0	0	0	0	5	0	0	1	0	.000	.000	
Milone,T	.167	5	6	1	1	4	0	0	1	3	4	0	0	0	0	1	0	0	0	0	.667	.167	
Morse,M	.303	146	522	73	158	287	36	0	31	95	0	4	13	36	5	126	2	3	9	7	.550	.360	
Nix,L	.250	124	324	38	81	146	15	1	16	44	0	3	1	23	2	82	2	2	1	2	.451	.299	
Peacock,B	.000	3	4	0	0	0	0	0	0	0	0	0	0	0	0	2	0	0	0	0	.000	.000	
Ramos,W	.267	113	389	48	104	173	22	1	15	52	4	2	2	38	8	76	0	2	19	5	.445	.334	
Rodriguez,H	.000	59	2	0	0	0	0	0	0	0	0	0	0	0	0	2	0	0	0	0	.000	.000	
Rodriguez,L	.218	44	124	14	27	40	7	0	2	19	2	0	1	10	2	28	0	0	6	3	.323	.281	
Stairs,M	.154	56	65	4	10	11	1	0	0	2	0	0	0	0	0	23	0	0	1	0	.169	.257	
Stammen,C	.500	7	2	1	1	1	0	0	0	0	0	0	0	0	0	0	0	0	0	0	.500	.500	
Strasburg,S	.000	5	6	1	0	0	0	0	0	2	0	0	0	0	0	3	0	0	0	0	.000	.000	
Wang,C	.053	11	19	0	1	1	0	0	0	1	0	0	0	1	0	10	0	0	0	1	.053	.100	
Werth,J	.232	150	561	69	130	218	26	1	20	58	0	4	10	74	5	160	19	3	10	8	.389	.330	
Zimmerman,R	.289	101	395	52	114	175	21	2	12	49	0	3	1	41	4	73	3	1	14	12	.443	.355	
Zimmermann,J	.209	29	43	1	9	10	1	0	0	3	11	0	0	2	0	12	0	0	0	0	.233	.244	
<i>WSH PITCHERS</i>	.141	161	290	17	41	50	3	0	2	24	49	0	0	10	0	91	0	0	1	10	.172	.170	
WASHINGTON	.242	161	5441	624	1319	2082	257	22	154	594	82	32	65	470	40	1323	106	38	103	104	.383	.309	
OPPONENTS	.256	161	5485	643	1403	2094	258	23	129	605	84	41	52	477	43	1049	76	40	115	104	.382	.319	

PITCHER	R/L	W	L	ERA	G	GS	CG	GF	SHO	SV	IP	H	R	ER	HR	HB	BB	IBB	SO	WP	BK	BAA
Balester,C	R	1	4	4.54	23	0	0	9	0	0	35.2	38	21	18	7	1	14	0	34	2	1	.268
Broderick,B	R	0	1	6.57	11	0	0	3	0	0	12.1	16	9	9	0	2	3	0	4	1	1	.320
Burnett,S	L	5	5	3.81	69	0	0	17	0	4	56.2	54	24	24	6	3	21	4	33	2	0	.254
Clippard,T	R	3	0	1.83	72	0	0	8	0	0	88.1	48	18	18	11	0	26	2	104	1	0	.162
Coffey,T	R	5	1	3.62	69	0	0	15	0	0	59.2	55	25	24	4	1	20	3	46	1	0	.244
Detwiler,R	L	4	5	3.00	15	10	0	0	0	0	66.0	63	26	22	7	3	20	2	41	2	0	.258
Gaudin,C	R	1	1	6.48	10	0	0	1	0	0	8.1	12	10	6	1	0	8	0	10	0	0	.333
Goetzlanny,T	L	4	6	4.03	30	15	0	1	0	0	105.0	102	50	47	15	6	33	5	95	5	1	.258
Hernandez,L	R	8	13	4.47	29	29	1	0	1	0	175.1	199	98	87	16	5	46	6	99	3	0	.291
Kimball,C	R	1	0	1.93	12	0	0	4	0	0	14.0	8	3	3	0	1	11	0	11	2	0	.174
Lanman,J	L	10	13	3.70	33	33	0	0	0	0	184.2	194	90	76	15	7	76	3	106	4	0	.272
Marquis,J	R	8	6	4.43	23	23	1	0	1	0	132.0	154	74	65	11	5	43	1	76	1	0	.294
WSH	R	5	5	3.95	20	20	1	0	1	0	120.2	132	58	53	8	4	39	1	71	1	0	.283
Matthues,R	R	2	2	2.81	35	0	0	12	0	0	32.0	26	11	10	1	2	15	3	12	1	1	.228
Maya,Y	R	1	1	5.23	10	5	0	2	0	0	40.0	19	19	3	2	10	2	15	1	0	.323	
Milone,T	L	1	0	3.81	5	5	0	0	0	0	26.0	28	11	11	2	2	4	2	15	0	0	.283
Peacock,B	R	2	0	0.75	3	2	0	0	0	0	12.0	7	1	1	0	0	6	0	4	1	0	.167
Rodriguez,H	R	3	3	3.56	59	0	0	21	0	2	65.2	54	30	26	1	2	45	1	70	14	1	.220
Severino,A	L	1	0	3.86	6	0	0	0	0	0	4.2	5	2	2	1	0	1	0	7	0	0	.278
Slaten,D	L	0	2	4.41	31	0	0	11	0	0	16.1	26	10	8	3	1	9	3	13	0	0	.356
Stammen,C	R	1	1	0.87	7	0	0	2	0	0	10.1	3	1	1	0	0	4	0	12	1	0	.088
Storen,D	R	6	3	2.75	73	0	0	52	0	43	75.1	57	24	23	8	2	20	4	74	2	0	.204
Strasburg,S	R	1	1	1.50	5	5	0	0	0	0	24.0	15	5	4	0	0	2	0	24	0	0	.179
Wang,C	R	4	3	4.04	11	11	0	0	0	0	62.1	67	35	28	8	1	13	0	25	2	0	.272
Zimmermann,J	R	8	11	3.18	26	26	1	0	0	0	161.1	154	62	57	12	7	31	2	124	3	1	.251
WASHINGTON		80	81	3.58	161	161	3	158	10	49	1449.1	1403	643	577	129	52	477	43	1049	49	6	.256
OPPONENTS		81	80	3.48	161	161	7	154	14	42	1450.2	1319	624	561	154	65	470	40	1323	45	7	.242

WASHINGTON

NATIONALS PARK
COMMUNITY RELATIONS
DREAM FOUNDATION
YOUTH BASEBALL ACADEMY
FRONT OFFICE | OWNERSHIP
MANAGER | COACHING STAFF
PLAYERS
2017 IN REVIEW
HISTORY AND RECORDS
SCOUTING | RESEARCH | PLAYER DEV.

NATIONALS PARK
 COMMUNITY RELATIONS
 FOUNDATION
 DREAM FOUNDATION
 YOUTH BASEBALL ACADEMY
 FRONT OFFICE OWNERSHIP
 MANAGER/COACHING STAFF
 PLAYERS
 IN REVIEW
 HISTORY AND RECORDS
 SCOUTING | RESEARCH | PLAYER DEV.
 MEDIA

2010 WASHINGTON NATIONALS (69-93, 5TH IN NL EAST, -28.0)

PLAYER	AVG.	G	AB	R	H	TB	2B	3B	HR	RBI	SH	SF	HP	BB	IBB	SO	SB	CS	GDP	E	SLG	OBP
Atiliano,L	.040	16	25	0	1	1	0	0	0	2	0	0	0	0	10	0	0	0	0	2	.040	.040
Batista,M	.125	58	8	0	1	1	0	0	0	0	1	0	0	0	0	5	0	0	0	0	.125	.125
Bernadina,R	.246	134	414	52	102	159	18	3	11	47	2	6	4	35	1	93	16	2	3	4	.384	.307
Burke,J	.000	1	0	0	0	0	0	0	0	0	0	0	0	0	0	0	0	0	0	0	.000	.000
Capps,M	.000	47	1	0	0	0	0	0	0	0	0	0	0	0	1	0	0	0	0	0	.000	.000
Chico,M	.000	1	2	0	0	0	0	0	0	0	0	0	0	0	0	0	0	0	0	1	.000	.000
Clippard,T	.500	78	2	0	1	1	0	0	0	1	0	0	0	0	1	0	0	0	0	0	.500	.500
Desmond,J	.269	154	525	59	141	206	27	4	10	65	9	7	5	28	3	109	17	5	9	34	.392	.308
Detwiler,R	.000	8	7	0	0	0	0	0	0	0	0	0	0	0	3	0	0	0	0	0	.000	.000
Dunn,A	.260	158	558	85	145	299	36	2	38	103	0	4	9	77	10	199	0	1	10	13	.536	.356
English,J	.000	7	0	0	0	0	0	0	0	1	0	0	0	0	0	0	0	0	0	0	.000	.000
Espinosa,D	.214	28	103	16	22	46	4	1	6	15	0	0	0	9	1	30	0	2	0	1	.447	.277
RIGHT	.200	—	25	—	5	14	1	1	2	4	0	0	0	3	0	7	—	—	—	—	.560	.286
LEFT	.218	—	78	—	17	32	3	0	4	11	0	0	0	6	1	23	—	—	—	—	.410	.274
Gonzalez,A	.247	114	186	19	46	56	8	1	0	5	3	1	1	7	0	30	0	0	8	5	.301	.277
Guzman,C	.282	89	319	44	90	115	11	4	2	25	3	2	5	17	3	53	4	2	7	9	.361	.327
RIGHT	.327	—	110	—	36	46	5	1	1	11	0	1	2	4	0	13	—	—	—	—	.418	.359
LEFT	.258	—	209	—	54	69	6	3	1	14	3	1	3	13	3	40	—	—	—	—	.330	.310
Harris,W	.183	132	224	25	41	81	6	2	10	32	1	2	2	33	0	60	5	2	3	3	.362	.291
Hernandez,L	.148	35	61	2	9	13	1	0	1	3	9	0	0	1	0	13	0	0	0	2	.213	.161
Kennedy,A	.249	135	342	43	85	112	16	1	3	31	1	4	5	37	1	44	14	2	10	9	.327	.327
Lannan,J	.091	25	44	1	4	6	2	0	0	4	2	0	0	0	0	22	0	0	0	1	.136	.167
Maldonado,C	.273	4	11	1	3	6	0	0	1	3	0	0	0	1	0	2	0	0	0	0	.545	.333
Marquis,J	.136	17	22	1	3	4	1	0	0	2	2	0	0	0	0	2	0	0	0	2	.182	.136
Martin,J	.167	10	12	0	2	3	1	0	0	0	2	0	0	0	0	4	0	0	0	1	.250	.167
Maxwell,J	.144	67	104	16	15	30	6	0	3	12	0	2	0	25	2	43	5	1	3	2	.288	.305
Maya,Y	.143	5	7	0	1	1	0	0	0	0	2	0	0	0	0	4	0	0	0	0	.143	.143
Mench,K	.111	27	27	2	3	3	0	0	0	1	0	0	0	2	0	6	0	0	0	0	.111	.172
Mock,G	.000	1	2	0	0	0	0	0	0	0	0	0	0	0	0	1	0	0	0	0	.000	.000
Morgan,N	.253	136	509	60	129	160	17	7	0	24	15	3	10	40	1	88	34	17	2	5	.314	.319
Morse,M	.289	98	266	36	77	138	12	2	15	41	0	1	4	22	1	64	0	1	6	0	.519	.352
Nieves,W	.203	59	158	10	32	49	8	0	3	16	4	1	1	8	2	29	0	0	6	5	.310	.244
Olsen,S	.083	17	24	0	2	2	0	0	0	0	4	0	0	0	0	12	0	0	0	0	.083	.083
Peralta,J	.000	39	3	0	0	0	0	0	0	0	0	0	0	0	0	2	0	0	0	0	.000	.000
Ramos,W	.269	15	52	3	14	21	4	0	1	4	0	0	0	2	0	9	0	0	1	0	.404	.296
Rodriguez,I	.266	111	398	32	106	138	18	1	4	49	2	4	1	16	2	66	2	3	25	4	.347	.294
Stammen,C	.237	36	38	2	9	12	3	0	0	6	3	1	0	1	0	15	0	0	2	4	.316	.250
Storen,D	.500	54	2	0	1	1	0	0	0	0	0	0	0	0	0	1	0	0	0	0	.500	.500
RIGHT	.000	0	0	0	0	0	0	0	0	0	0	0	0	0	0	0	0	0	0	0	.000	.000
LEFT	.500	2	1	1	0	0	0	0	0	0	0	0	0	0	0	1	0	0	0	0	.500	.500
Strasburg,S	.050	12	20	0	1	1	0	0	0	1	2	0	0	0	0	7	0	0	0	1	.050	.050
Taveras,W	.200	27	35	7	7	9	0	1	0	4	0	0	0	2	0	6	1	2	0	0	.257	.243
Walker,T	.000	24	2	0	0	0	0	0	0	0	0	0	0	0	0	1	0	0	0	1	.000	.000
Willingham,J	.268	114	370	54	99	170	19	2	16	56	0	4	9	67	3	85	8	0	8	1	.459	.389
Zimmerman,R	.307	142	525	85	161	268	32	0	25	85	0	5	4	69	6	98	4	1	16	17	.510	.388
Zimmermann,J	.200	7	10	0	2	2	0	0	0	0	0	0	0	0	0	2	0	0	1	2	.200	.200
WASH PITCHERS	.127	162	542	6	37	48	8	0	1	16	31	0	0	6	0	106	0	0	0	8	.156	.144
WASHINGTON	.250	162	2918	655	1355	2114	250	31	149	634	71	47	60	503	36	1220	110	41	125	127	.390	.318
OPPONENTS	.266	162	5529	742	1469	2267	275	35	151	704	76	51	46	512	57	1068	79	35	126	91	.410	.330
PITCHER	R/L	W	L	ERA	G	GS	CG	GF	SHO	SV	IP	H	R	ER	HR	HB	BB	IBB	SO	WP	BK	BAA
Atiliano,L	R	6	7	5.15	16	16	0	0	0	0	85.2	96	56	49	11	2	32	5	40	1	1	.282
Balester,C	R	0	1	2.57	17	0	0	8	0	0	21.0	15	6	6	2	2	11	1	28	4	0	.203
Batista,M	R	1	2	3.70	58	1	0	18	0	2	82.2	71	36	34	9	5	39	8	55	4	0	.234
Bergmann,J	R	0	1	15.43	4	0	0	0	0	0	2.1	3	4	4	2	0	1	0	2	0	0	.300
Bisenius,J	R	0	0	9.64	5	0	0	2	0	0	4.2	6	6	5	1	0	6	0	5	0	0	.300
Brunej,B	R	1	2	7.64	19	0	0	6	0	0	17.2	21	18	15	1	0	20	1	16	1	0	.309
Burnett,S	L	1	7	2.14	73	0	0	10	0	3	63.0	52	17	15	3	1	20	4	62	2	0	.220
Capps,M	R	3	3	2.74	47	0	0	43	0	26	46.0	51	20	14	5	0	9	3	38	0	0	.274
Chico,M	L	0	0	3.60	1	1	0	0	0	0	5.0	6	2	2	0	1	0	0	3	1	0	.286
Clippard,T	R	11	8	3.07	78	0	0	18	0	1	91.0	69	33	31	8	2	41	4	112	1	1	.212
Detwiler,R	L	1	3	4.25	8	5	0	1	0	0	29.2	34	22	14	5	1	14	1	17	1	0	.288
English,J	L	0	0	3.86	7	0	0	0	0	0	7.0	10	3	3	0	0	2	0	4	1	0	.323
Hernandez,L	R	10	12	3.66	33	33	2	0	1	0	211.2	216	93	86	16	4	64	5	114	1	1	.270
Lannan,J	L	8	8	4.65	25	25	0	0	0	0	143.1	175	82	74	14	4	49	3	71	1	0	.302
Marquis,J	R	2	9	6.60	13	13	0	0	0	0	58.2	76	47	43	9	8	24	0	31	1	1	.315
Martin,J	R	1	5	4.13	9	9	0	0	0	0	48.0	56	30	22	9	1	11	1	31	1	0	.287
Maya,Y	R	0	3	5.88	5	5	0	0	0	0	26.0	30	18	17	3	2	11	1	12	2	3	.294
Mock,G	R	0	0	5.40	1	1	0	0	0	0	3.1	4	2	2	0	5	0	3	0	0	0	.286
Olsen,S	L	4	8	5.56	17	15	0	0	0	0	81.0	93	54	50	10	2	27	4	53	0	0	.289
Peralta,J	R	1	0	2.02	39	0	0	10	0	0	49.0	30	12	11	5	1	9	4	49	0	0	.170
Slatten,D	L	4	1	3.10	49	0	0	13	0	0	40.2	34	18	14	2	4	19	2	36	2	0	.225
Stammen,C	R	4	4	5.13	35	19	0	3	0	0	128.0	151	78	73	13	1	41	4	85	3	0	.297
Storen,D	R	4	4	3.58	54	0	0	22	0	5	55.1	48	24	22	3	3	22	3	52	3	0	.241
Strasburg,S	R	5	3	2.91	12	12	0	0	0	0	68.0	56	25	22	5	0	17	0	92	2	0	.221
Walker,T	R	1	0	3.57	24	0	0	6	0	0	35.1	35	16	14	5	0	8	2	30	1	0	.265
Zimmermann,J	R	1	2	4.94	7	7	0	0	0	0	31.0	31	20	17	8	2</						

HISTORY AND RECORDS

2009 WASHINGTON NATIONALS (59-103, 5TH IN NL EAST, -34.0)

PLAYER	AVG.	G	AB	R	H	2B	3B	HR	RBI	SH	SF	HP	BB	IBB	SO	SB	CS	GDP	E	SLG	OBP
Balester,C	.125	7	8	0	1	1	0	0	0	2	0	0	1	0	2	0	0	0	1	.125	.222
Balester,C	.230	90	274	20	63	9	18	6	31	1	1	24	1	20	50	0	1	5	.361	.293	
Bar,J	.240	—	50	—	12	19	4	0	5	0	0	3	0	15	—	—	—	—	.380	.283	
RIGHT	.228	—	224	—	51	80	14	0	5	26	1	1	21	1	35	—	—	—	.357	.296	
LEFT	.246	86	187	26	46	70	7	1	5	22	1	2	14	0	40	2	7	5	.374	.296	
Bellardi,R (WSH only)	.000	56	2	0	0	0	0	0	0	1	0	0	0	0	0	0	0	2	.000	.000	
Bergmann,J	.250	3	4	1	1	2	1	0	0	0	0	1	0	1	1	1	0	0	.500	.400	
Bernadina,R	.100	6	10	0	1	1	0	0	1	1	1	1	0	5	0	0	0	0	.100	.167	
Burke,J	.000	33	1	0	0	0	0	0	0	0	0	0	0	1	0	0	0	0	.000	.000	
Burnett,S (WSH only)	.000	9	11	0	0	0	0	0	0	2	0	1	2	0	9	0	0	0	.000	.214	
Cabrera,D (WSH only)	.077	21	26	1	2	2	0	0	0	0	0	2	0	7	0	0	0	1	.077	.143	
Cintron,A	.000	—	2	—	0	0	0	0	0	0	0	0	0	0	—	—	—	—	.000	.000	
LEFT	.083	—	24	—	2	2	0	0	0	0	0	0	2	0	7	—	—	—	.083	.154	
Clippard,T	.000	41	7	0	0	0	0	0	0	0	0	0	0	4	0	0	1	0	.000	.000	
Desmond,I	.280	21	82	9	23	4	7	2	4	12	1	1	5	0	14	1	0	2	.651	.318	
Detwiler,R	.053	15	19	1	1	1	0	0	0	1	0	0	0	0	12	0	0	0	.053	.053	
Dukes,E	.250	107	364	38	91	14	20	4	8	58	0	3	4	6	74	3	10	8	.393	.337	
Dunn,A	.267	159	546	81	146	28	29	0	38	105	0	2	4	116	16	177	0	1	.520	.398	
Estrada,M	.000	4	0	0	0	0	0	0	0	2	0	0	0	0	0	0	0	0	.000	.000	
Flores,J	.301	29	93	13	28	4	3	2	4	15	1	1	11	1	26	0	0	1	.505	.371	
Gonzalez,A	.265	105	291	31	77	10	16	3	1	33	2	3	14	1	27	1	1	8	.351	.299	
Guzman,C	.284	135	531	74	151	20	24	7	6	52	6	1	16	0	75	4	5	9	.390	.306	
RIGHT	.307	—	127	—	39	54	7	1	2	11	2	0	3	0	20	—	—	3	.425	.323	
LEFT	.277	—	404	—	112	153	17	6	4	41	4	1	13	0	55	—	—	6	.379	.301	
Hanrahan,J (WSH only)	.000	34	0	0	0	0	0	0	0	0	0	0	0	0	0	0	0	0	.000	.000	
Harris,W	.235	137	323	47	76	12	18	6	7	27	3	1	9	5	62	11	4	4	.393	.364	
Hernandez,A	.251	77	231	25	58	7	9	2	1	23	3	1	0	20	1	41	5	3	.6	.320	
RIGHT	.292	—	48	—	14	22	3	1	1	7	1	0	0	5	1	12	—	—	.458	.358	
LEFT	.240	—	183	—	44	52	6	1	0	16	2	1	15	0	29	—	—	6	.284	.296	
Hernandez,L (WSH only)	.214	8	14	1	3	2	2	0	0	3	0	0	1	0	2	0	0	3	.057	.267	
Hincley,M	.000	14	1	0	0	0	0	0	0	0	0	0	0	0	1	0	0	0	.000	.000	
Johnson,R (WSH only)	.295	98	353	47	104	12	16	2	6	44	0	2	6	63	3	66	2	2	.420	.408	
Kearns,A	.195	80	174	20	34	5	6	2	3	17	0	0	5	32	1	51	1	1	.305	.336	
Kensing,L (WSH only)	.000	26	2	0	0	0	0	0	0	0	0	0	0	0	0	0	0	0	.000	.000	
Lannan,J	.155	33	58	1	9	10	1	0	0	0	0	0	0	0	21	0	0	0	.172	.183	
Martin,J	.160	16	25	3	4	4	0	0	0	2	0	0	1	0	13	0	0	0	.160	.192	
Martis,S	.208	15	24	4	5	6	1	0	0	2	0	0	0	0	6	0	0	0	.208	.208	
Maxwell,J	.247	40	89	13	22	4	4	1	4	9	0	0	0	0	12	0	0	0	.449	.343	
Milledge,L (WSH only)	.167	7	24	1	4	4	0	0	0	1	0	0	1	0	10	1	0	1	.167	.231	
Mock,G	.087	28	23	1	2	2	0	0	0	3	0	0	0	0	13	0	0	0	.087	.087	
Morgan,N (WSH only)	.351	49	191	35	67	8	9	2	1	12	5	1	4	11	0	25	24	7	.3	.345	
Morse,M	.250	32	52	4	13	25	3	0	3	10	0	0	3	0	16	0	0	1	.481	.291	
Nieves,W	.259	72	224	20	58	67	6	0	1	26	0	5	3	17	1	45	1	0	.6	.299	
Olsen,S	.133	11	15	1	2	2	0	1	4	0	0	0	3	0	7	0	0	1	.133	.278	
Orr,P	.253	27	75	5	19	26	2	1	1	10	0	3	0	3	15	2	1	0	.434	.272	
Padilla,J	.120	29	44	3	3	3	0	0	0	1	0	0	0	1	8	0	0	1	.120	.154	
Patterson,C (WSH only)	.133	5	15	0	2	2	0	0	0	0	0	0	0	0	6	2	0	0	.133	.133	
Rivera,S	.333	30	3	2	1	1	0	0	0	1	0	0	1	0	0	0	0	0	.333	.500	
RIGHT	.000	—	0	—	0	0	0	0	0	0	0	0	0	0	0	—	—	—	.000	.000	
LEFT	.333	—	3	—	1	1	0	0	0	1	0	0	1	0	0	—	—	0	.333	.500	
Sosa,J	.000	18	0	0	0	0	0	0	0	1	0	0	0	0	0	0	0	0	.000	.000	
Stammen,C	.194	20	31	1	6	9	3	0	0	4	0	0	2	0	10	0	0	0	.290	.242	
Tavarez,J	.000	12	1	0	0	0	0	0	0	0	0	0	0	0	0	0	0	0	.000	.000	
Wells,K (WSH only)	.000	23	0	0	0	0	0	0	0	0	0	0	0	0	0	0	0	0	.000	.000	
Willingham,J	.260	133	427	70	111	21	29	0	24	61	0	2	12	61	2	104	4	3	.366	.311	
Zimmerman,R	.292	157	610	110	178	32	37	3	33	106	0	9	2	72	9	119	2	0	.427	.364	
Zimmermann,J	.148	16	27	1	4	4	0	0	0	2	6	0	1	0	11	0	0	0	.148	.179	
WASHINGTON	.258	162	5493	710	1416	2231	271	38	156	685	64	42	56	617	39	1208	73	40	133	.463	.337
OPPONENTS	.276	162	5459	874	1533	2495	361	41	173	817	78	45	48	629	59	911	89	38	126	.485	.352

PITCHER	R/L	W	L	ERA	G	GS	CG	GF	SHO	SV	IP	H	R	ER	HR	HB	BB	IBB	SO	WP	BK	BAA
Balester,C	R	1	4	6.82	7	7	0	0	0	0	30.1	34	24	23	10	0	14	0	20	0	0	.281
Beime,J (WSH only)	L	1	5	3.40	45	0	0	19	0	0	39.2	38	17	15	3	1	15	4	24	2	1	.253
Bergmann,J	R	2	4	4.50	56	0	0	6	0	0	48.0	50	28	24	7	3	25	7	40	3	0	.278
Burnett,S (WSH only)	L	1	1	3.20	33	0	0	1	0	0	25.1	14	9	9	3	0	13	4	20	2	0	.157
Cabrera,D (WSH only)	R	0	5	5.85	9	8	0	0	0	0	40.0	48	39	26	4	2	35	1	16	10	0	.291
Clippard,T	R	4	2	2.69	41	0	0	8	0	0	60.1	36	20	18	9	1	32	1	67	1	1	.172
Colome,J (WSH only)	R	1	1	8.40	16	0	0	5	0	0	15.0	23	14	14	1	1	6	1	12	2	2	.348
Detwiler,R	L	1	6	5.00	15	14	1	0	0	0	75.2	87	43	42	3	2	33	3	43	4	0	.289
Estrada,M	R	0	1	6.14	4	1	0	1	0	0	7.1	6	6	5	1	0	4	0	0	0	0	.214
Garate,V	L	0	0	22.50	4	0	0	0	0	0	2.0	5	5	5	1	1	3	4	0	0	0	.500
Hanrahan,J (WSH only)	R	1	3	7.11	34	0	0	0	23	0	5	32.2	50	28	28	3	14	0	35	6	1	.342
Hernandez,L (WSH only)	R	2	4	5.36	8	8	1	0	0	0	48.2	56	29	29	3	0	16	2	27	0	0	.295
Hincley,M	L	0	0	4.66	14	0	0	1	0	0	9.2	8	5	5	1	1	11	0	3	1	0	.258
Kensing,L (WSH only)	R	1	1	8.68	26	0	0	10	0	1	28.0	40	27	27	7	0	12	1	12	2	0	.342
Lannan,J	L	9	13	3.88	33	33	2	0	1	0	206.1	210	100	89	22	6	68	5	89	3	0	.266
Ledezma,W	L	0	0	9.53	5	0	0	2	0	0	5.2	8	7	6	1	0	4	0	8	1	0	.333
MacDougal,M	R	1	1	3.60	52	0	0	40	0	20	50.0	45	25	20	3	3	31	3	31	7	0	.249
Martin,J	R	5	4	4.44	15	15	0	0	0	0	77.0	85	40	38	14	6	24	4	37	0	0	.277
Martis,S	R	3	3	5.25	15	1	0	0	0	0	85.2	83	52	50	11	4	39	3	34	3	0	.255
Mock,G	R	3	10	5.62	28	15	0	1	0	0	91.1	114	65	5								

2008 WASHINGTON NATIONALS (59-102, 5TH IN NL EAST, -32.5)

PLAYER	AVG.	G	AB	R	H	TB	2B	3B	HR	RBI	SH	SF	HP	BB	IBB	SO	SB	CS	GDP	E	SLG	OBP
Ayala, L (WSH only)	.000	62	1	0	0	0	0	0	0	0	0	0	0	0	0	0	0	0	0	0	0.000	.000
Balester, C	.200	15	15	1	3	3	0	0	0	1	8	0	1	1	0	8	0	0	0	2	2.000	.294
Belliard, R	.287	96	296	37	85	140	22	0	11	46	1	0	3	37	1	58	3	2	6	11	4.733	.372
Bergmann, J	.000	30	40	0	0	0	0	0	0	0	2	0	0	0	0	20	0	0	0	1	1.000	.000
Bernadina, R	.211	26	76	10	16	19	1	1	0	2	0	0	9	0	21	4	3	3	1	250	.294	
Bonifacio, E (WSH only)	.248	41	157	26	39	54	5	5	0	12	0	3	0	14	0	41	6	4	2	7	3.444	.305
<i>RIGHT</i>	.171	—	41	—	7	12	1	2	0	3	0	1	0	1	0	16	—	—	1	—	293	.186
<i>LEFT</i>	.276	—	116	—	32	42	4	3	0	9	0	2	0	13	0	25	—	—	1	—	362	.344
Boone, A	.241	104	232	23	56	89	13	1	6	28	1	2	2	18	1	52	0	1	8	2	3.84	.299
Casto, K	.215	66	163	15	35	51	10	0	2	16	0	0	0	19	1	36	1	0	5	2	3.13	.297
Chico, M	.154	11	13	2	2	2	0	0	0	0	2	0	0	0	0	4	0	0	0	0	.154	.154
Clippard, T	1.000	2	1	0	1	1	0	0	0	0	0	0	0	0	0	0	0	0	0	0	1.000	1.000
Dukes, E	.264	81	276	48	73	132	16	2	13	44	0	2	6	50	1	79	13	4	10	6	4.78	.386
Estrada, J	.170	23	53	0	9	9	0	0	0	4	0	0	1	1	0	4	0	0	0	2	.170	.200
<i>RIGHT</i>	.100	—	10	—	1	1	0	0	0	1	0	0	0	0	0	1	—	—	0	—	.100	.100
<i>LEFT</i>	.186	—	43	—	8	8	0	0	0	3	0	0	1	1	0	3	—	—	0	—	.186	.222
Estrada, M	.000	11	0	1	0	0	0	0	0	0	1	0	0	1	0	0	0	0	0	0	0.000	1.000
Flores, J	.256	90	301	23	77	121	18	1	8	59	0	4	4	15	1	78	0	1	7	5	4.02	.296
Gonzalez, A	.347	17	49	9	17	26	6	0	1	9	0	0	1	4	0	6	0	1	2	0	5.31	.407
Guzman, C	.316	138	579	77	183	255	35	5	9	55	4	5	23	1	57	6	5	10	17	440	3.45	
<i>RIGHT</i>	.354	—	181	—	64	95	13	3	4	20	0	2	1	8	0	10	—	—	5	—	5.25	.380
<i>LEFT</i>	.299	—	398	—	119	160	22	2	5	35	1	2	4	15	1	47	—	—	5	—	4.02	.329
Hanrahan, J	.000	69	2	0	0	0	0	0	0	0	1	0	0	0	0	0	0	0	0	2	0.000	.000
Harris, W	.251	140	367	58	92	153	14	4	13	43	3	1	3	50	2	66	13	3	8	4	4.17	.344
Hernandez, A	.333	28	81	11	27	31	4	0	0	17	0	0	0	10	0	8	0	0	1	3	3.83	.407
<i>RIGHT</i>	.366	—	41	—	15	18	3	0	0	9	0	0	0	4	0	6	—	—	0	—	4.39	.422
<i>LEFT</i>	.300	—	40	—	12	13	1	0	0	8	0	0	0	6	0	2	—	—	1	—	3.25	.391
Hill, S	.000	12	7	0	0	0	0	0	0	0	5	0	0	3	0	2	0	0	0	2	0.000	.300
Johnson, N	.220	38	109	15	24	47	8	0	5	20	0	1	4	33	4	25	0	0	2	0	4.31	.415
Kearns, A	.217	86	313	40	68	99	10	0	7	32	0	1	8	35	0	63	2	2	11	4	3.16	.311
Langerhans, R	.234	73	111	17	26	44	5	2	3	12	2	0	1	25	1	31	2	0	1	0	3.96	.380
Lannan, J	.022	31	45	0	1	1	0	0	0	0	6	0	0	4	0	24	0	0	1	2	.022	.102
Lo Duca, P (WSH only)	.230	46	139	13	32	39	7	0	0	12	0	0	5	9	0	9	1	0	9	4	2.81	.301
Lopez, F (WSH only)	.234	100	325	34	76	102	20	0	2	25	2	2	2	32	1	54	4	5	13	10	3.14	.305
<i>RIGHT</i>	.261	—	119	—	31	39	8	0	0	10	0	1	0	12	1	20	—	—	7	—	3.28	.326
<i>LEFT</i>	.218	—	206	—	45	63	12	0	2	15	2	1	2	20	0	34	—	—	6	—	3.06	.293
Mackowiak, R	.132	38	53	7	7	11	1	0	1	4	0	1	1	8	0	17	0	0	1	0	2.08	.254
Martis, S	.000	5	7	0	0	0	0	0	0	0	0	0	0	1	0	2	0	0	0	0	0.000	.125
Milledge, L	.268	138	523	65	140	210	24	2	14	61	5	7	14	38	1	96	24	9	19	5	4.02	.330
Mock, G	.000	26	4	0	0	0	0	0	0	0	1	0	1	0	0	3	0	0	0	1	0.000	.200
Montz, L	.143	10	21	2	3	6	0	0	1	3	0	0	0	5	0	9	0	0	0	1	2.86	.308
Nieves, W	.261	68	176	15	46	60	9	1	1	20	5	2	0	13	1	29	0	1	7	3	3.41	.309
O'Connor, M	.000	5	2	0	0	0	0	0	0	0	0	0	0	0	0	1	0	0	0	0	0.000	.000
Orr, P	.253	49	75	10	19	23	2	1	0	7	1	0	1	2	0	16	1	0	0	3	3.07	.282
Pena, W	.205	64	195	10	40	52	6	0	2	10	0	1	0	10	0	48	0	1	5	3	2.67	.243
Perez, O	.151	31	53	4	8	10	2	0	0	2	3	0	0	0	0	12	0	0	0	0	1.89	.151
Rauch, J (WSH only)	.000	48	1	0	0	0	0	0	0	0	0	0	0	0	0	1	0	0	0	0	0.000	.000
Redding, I	.170	35	47	2	8	9	1	0	0	3	13	0	0	5	0	14	0	0	1	2	1.91	.250
Rivera, S	.000	76	1	0	0	0	0	0	0	0	0	0	0	0	0	0	0	0	0	0	0.000	.000
<i>RIGHT</i>	.000	—	1	—	0	0	0	0	0	0	0	0	0	0	0	0	—	—	0	—	0.000	.000
<i>LEFT</i>	.000	—	0	—	0	0	0	0	0	0	0	0	0	0	0	0	—	—	0	—	0.000	.000
Shell, S	.000	39	4	0	0	0	0	0	0	0	0	0	0	0	0	2	0	0	0	0	0.000	.000
Young, D	.280	50	150	15	42	60	6	0	4	10	0	1	1	28	4	28	0	0	8	7	4.00	.394
<i>RIGHT</i>	.333	—	45	—	15	27	3	0	3	5	0	0	0	8	0	8	—	—	0	—	6.00	.434
<i>LEFT</i>	.257	—	105	—	27	33	3	0	1	5	0	1	1	20	4	20	—	—	8	—	3.14	.378
Zimmerman, R	.283	106	428	51	121	189	24	1	14	51	0	4	3	31	1	71	1	1	12	10	4.42	.333
<i>WSH PITCHERS</i>	.095	161	243	10	23	26	3	0	0	6	42	0	2	15	0	93	0	0	3	13	1.07	.154
WASHINGTON OPPONENTS	.251	161	5491	641	1376	2048	269	26	117	608	64	36	67	534	21	1095	81	43	153	123	3.73	.323
<i>WSH PITCHERS</i>	.270	161	5545	825	1496	2415	305	22	190	777	76	49	51	588	44	1063	118	38	119	109	4.36	.343

PITCHER	R/L	W	L	ERA	G	GS	CG	GF	SHO	SV	IP	H	R	ER	HR	HB	BB	IBB	SO	WP	BK	BAA
Ayala, L (WSH only)	R	1	8	5.77	62	0	0	12	0	0	57.2	63	41	37	6	4	22	4	36	1	0	.280
Balester, C	R	3	7	5.51	15	15	0	0	0	0	80.0	92	53	49	12	6	28	1	50	4	0	.278
Bergmann, J	R	2	11	5.09	30	22	1	1	0	0	139.2	153	94	79	25	1	47	2	96	2	0	.279
Chico, M	L	0	6	6.19	11	8	0	0	0	0	48.0	63	34	33	10	1	17	1	31	1	0	.293
Clippard, T	R	1	1	4.35																		

HISTORY AND RECORDS

2007 WASHINGTON NATIONALS (73-89, 4TH IN NL EAST, -16.0)

PLAYER	AVG.	G	AB	R	H	TB	2B	3B	HR	RBI	SH	SF	HP	BB	IBB	SO	SB	CS	GDP	E	SLG	OBP
Abreu,W	.000	26	2	0	0	0	0	0	0	0	0	0	0	0	0	1	0	0	0	0	0.000	.000
Bacsik,M	.103	29	29	1	3	4	1	0	0	1	4	0	0	1	0	6	0	0	0	0	1.138	1.133
Batista,T	.257	80	101	10	26	35	3	0	2	16	0	2	3	12	3	14	0	0	4	1	347	347
Bellardi,R	.290	147	511	57	148	218	35	1	11	58	6	5	1	34	1	72	3	0	12	7	427	332
Bergmann,J	.135	22	37	2	5	5	0	0	0	0	6	0	0	1	0	17	0	0	1	1	135	158
Bowie,M	.091	30	11	0	1	1	0	0	0	1	2	0	0	0	0	4	0	0	0	0	0.091	.091
Casto,K	.130	16	54	1	7	9	2	0	0	3	0	1	0	2	0	17	0	0	3	0	167	158
Chico,M	.167	31	48	1	8	8	0	0	0	3	9	0	0	0	0	11	0	0	0	0	167	167
Church,R	.272	144	470	57	128	218	43	1	15	70	0	3	8	49	4	107	3	2	12	3	464	349
Colome,J	.000	61	1	0	0	0	0	0	0	0	0	0	0	0	0	1	0	0	0	0	0.000	.000
Cordero,C	.000	76	1	0	0	0	0	0	0	0	0	0	0	0	0	1	0	0	0	0	0.000	.000
Fick,R	.234	118	197	24	46	60	6	1	2	16	1	1	3	19	1	42	0	1	9	5	305	309
Flores,J	.244	79	180	21	44	65	9	0	4	25	0	0	3	14	0	48	0	1	5	4	361	310
Guzman,C	.328	46	174	31	57	81	6	6	2	14	0	2	1	15	1	21	2	0	1	8	466	380
RIGHT	.357	—	42	—	15	19	2	1	0	3	0	0	0	0	0	6	—	—	—	—	452	357
LEFT	.318	—	132	—	42	62	4	5	2	11	0	2	1	15	1	15	—	—	—	—	470	387
Hanrahan,J	.286	12	14	3	4	8	2	1	0	3	3	0	0	0	0	5	0	0	0	0	571	286
Hill,S	.077	16	26	2	2	2	0	0	0	0	7	0	1	3	0	10	0	0	0	1	077	200
Jimenez,D	.245	73	102	14	25	38	7	0	2	10	4	0	1	21	0	22	2	1	3	3	373	379
RIGHT	.200	—	30	—	6	10	1	0	1	3	1	0	0	9	0	7	—	—	—	—	333	385
LEFT	.264	—	72	—	19	28	6	0	1	7	3	0	1	12	0	15	—	—	—	—	389	376
Kearns,A	.266	161	587	84	156	241	35	1	16	74	0	4	12	71	5	106	2	2	13	2	411	355
Langerhans,R (WSH only)	.198	103	162	24	32	60	6	2	6	22	1	1	1	22	1	63	3	0	1	1	370	296
Lannan,J	.154	6	13	1	2	3	1	0	0	1	0	0	0	0	0	5	0	0	1	0	231	154
Logan,E	.265	118	325	39	86	112	18	4	0	21	5	1	0	19	1	86	23	5	9	2	345	304
RIGHT	.274	—	288	—	79	102	15	4	0	16	4	1	0	17	0	73	—	—	—	—	354	314
LEFT	.189	—	37	—	7	10	3	0	0	5	1	0	0	2	1	13	—	—	—	—	270	231
Lopez,F	.245	154	603	70	148	212	25	6	9	50	5	6	4	53	1	109	24	9	11	21	352	308
RIGHT	.268	—	183	—	49	70	7	1	4	19	1	0	3	15	0	34	—	—	—	—	383	333
LEFT	.236	—	420	—	99	142	18	5	5	31	4	6	1	38	1	75	—	—	—	—	338	297
Maxwell,J	.269	15	26	5	7	13	0	0	2	5	0	0	0	1	0	8	0	0	0	0	500	296
Patterson,J	.000	7	10	0	0	0	0	0	0	0	0	0	0	0	0	7	0	0	0	0	0.000	.000
Pena,W	.293	37	133	24	39	67	4	0	8	22	0	0	4	8	2	36	2	0	2	0	504	352
Rauch,J	.000	88	3	0	0	0	0	0	0	0	0	0	0	0	0	2	0	0	0	0	0.000	.000
Redding,T	.071	15	28	1	2	3	1	0	0	2	1	0	0	0	0	11	0	0	1	1	107	071
Restovich,M	.143	15	28	0	4	5	1	0	0	1	0	0	0	1	0	8	0	0	0	0	179	172
Rivera,S	.000	85	1	0	0	0	0	0	0	0	0	0	0	1	0	0	0	0	0	0	0.000	.000
RIGHT	.000	—	0	—	0	0	0	0	0	0	0	0	0	0	0	0	—	—	—	—	0.000	.000
LEFT	.000	—	1	—	0	0	0	0	0	0	0	0	0	1	0	0	—	—	—	—	0.000	.000
Schneider,B	.235	129	408	33	96	137	21	1	6	54	4	7	2	56	7	56	0	0	15	6	336	326
Schroder,C	.000	37	2	0	0	0	0	0	0	0	0	0	0	0	0	1	0	0	0	0	0.000	.000
Simontacchi,J	.053	13	19	1	1	1	0	0	0	0	1	0	0	0	0	5	0	0	0	0	053	053
Snelling,C	.204	24	49	6	10	16	1	1	1	7	0	0	3	9	1	11	0	1	1	0	327	361
Speigner,L	.000	19	4	0	0	0	0	0	0	0	3	0	0	1	0	2	0	0	0	1	0.000	.200
Traber,B	.000	28	4	0	0	0	0	0	0	0	0	0	0	0	0	3	0	0	0	1	0.000	.000
Watson,B	.278	5	18	2	5	6	1	0	0	2	0	0	0	1	1	1	1	0	0	0	333	316
Williams,J	.143	6	7	0	1	1	0	0	0	0	1	0	1	0	0	4	0	0	0	1	143	250
Wilson,J	.053	15	19	3	1	1	0	0	0	0	0	0	1	5	0	6	0	0	0	5	053	280
Young,D	.320	136	460	57	147	226	38	1	13	74	0	3	1	44	6	74	0	0	13	9	491	378
RIGHT	.301	—	133	—	40	60	12	1	2	22	0	1	0	7	1	25	—	—	—	—	451	333
LEFT	.327	—	327	—	107	166	26	0	11	52	0	2	1	37	5	49	—	—	—	—	508	395
Zimmerman,R	.266	162	653	99	174	299	43	5	24	91	0	5	3	61	3	125	4	1	26	23	458	330
WSH PITCHERS	.112	162	260	12	29	36	4	1	0	11	37	0	2	7	0	96	0	0	3	9	138	141
WASHINGTON	.256	162	5520	673	1415	2155	309	31	123	646	63	41	53	524	38	1128	69	23	143	109	390	325
OPPONENTS	.269	162	5584	783	1502	2417	300	27	187	758	66	41	52	580	44	931	80	27	134	85	433	339

PITCHER	R/L	W	L	ERA	G	GS	CG	GF	SHO	SV	IP	H	R	ER	HR	BB	IBB	SO	WP	BK	BAA	
Albaladejo,J	R	1	1	1.88	14	0	0	1	0	0	14.1	7	3	3	3	1	2	0	12	0	0	.149
Ayala,L	R	2	2	3.19	44	0	0	11	0	1	42.1	43	16	15	5	1	12	0	28	1	0	.267
Bacsik,M	L	5	8	5.11	29	20	0	0	0	0	118.0	141	73	67	26	6	29	3	45	4	0	.295
Bergmann,J	R	6	6	4.45	21	21	0	0	0	0	115.1	99	59	57	18	2	42	1	86	4	0	.231
Booker,C	R	0	1	18.00	3	0	0	1	0	0	1.0	1	2	2	1	0	1	0	1	1	0	.333
Bowie,M	L	4	3	4.55	30	8	0	2	0	0	57.1	55	30	29	7	2	27	0	42	0	0	.261
Chico,M	L	7	9	4.63	31	31	0	0	0	0	167.0	183	96	86	26	5	74	3	94	7	0	.281
Colome,J	R	5	1	3.82	61	0	0	16	0	1	66.0	64	30	28	6	1	27	3	43	4	0	.258
Cordero,C	R	3	3	3.36	76	0	0	59	0	37	75.0	75	31	28	8	0	29	3	62	5	1	.260
Detwiler,R	L	0	0	0.00	1	0	0	1	0	0	1.0	0	0	0	0	0	0	0	1	0	0	.000
Hanrahan,J	R	5	3	6.00	12	11	0	0	0	0	51.0	59	35	34	9	0	38	0	43	3	0	.286
Hill,S	R	4	5	3.42	16	16	0	0	0	0	97.1	86	42	37	9	5	25	2	65	2	0	.235
King,R (WSH only)	L	1	1	4.54	55	0	0	7	0	0	33.2	31	17	17	5	2	18	1	18	2	0	.246
Lannan,J	L	2	2	4.15	6	6	0	0	0	0	34.2	36	17	16	3	2	17	1	10	1	0	.273
Munoz,A	L	0	0	6.75	13	0	0	0	0	0	5.1	6	4	4	2	2	7	1	3	0	0	.273
Patterson,J	R	1	5	7.47	7	7	0	0	0	0	31.1	39	26	26	5	0	22	1	15	4	0	.310
Rauch,J	R	8	4	3.61	88	0	0	26	0	4	87.1	75	37	35	7	0	21	4	71	2	0	.230
Redding,T	R	3	6	3.64	15	15	0	0	0	0	84.0	84	35	34	10	4	38	4	47	1	1	.265

HISTORY AND RECORDS

2006 WASHINGTON NATIONALS (71-91, 5TH IN NL EAST, -26.0)

PLAYER	AVG.	G	AB	R	H	TB	2B	3B	HR	RBI	SH	SF	HP	BB	IBB	SO	SB	CS	GDP	E	SLG	OBP
Anderson (WSH only)	.274	109	215	31	59	91	13	2	5	23	3	2	1	18	1	41	2	4	1	8	423	.331
Armas	.060	30	50	1	3	3	0	0	0	1	5	0	0	1	0	21	0	0	2	0	060	.078
Astacio	.200	17	25	2	5	5	0	0	0	0	0	0	2	0	0	8	0	0	0	0	200	.259
Bergmann	.000	29	8	0	0	0	0	0	0	0	0	0	2	0	1	0	0	0	0	0	000	.111
Bowie	.000	15	1	0	0	0	0	0	0	0	0	0	0	0	0	3	0	0	0	0	000	.000
Bray (WSH only)	.000	19	1	0	0	0	0	0	0	0	0	0	0	0	0	1	0	0	0	1	000	.000
Byrd	.223	78	197	28	44	69	8	1	5	18	1	2	6	22	1	47	3	3	6	2	350	.317
Castro	.227	42	110	18	25	32	1	3	0	10	1	0	0	9	0	18	7	2	2	2	291	.286
Church	.276	71	196	22	54	103	17	1	10	35	3	2	3	26	0	68	6	1	4	2	526	.366
Clayton (WSH only)	.269	87	305	36	82	106	22	1	0	27	5	5	4	19	3	53	8	3	8	11	348	.315
Corcoran	.000	6	1	0	0	0	0	0	0	0	0	0	0	1	0	1	0	0	0	0	000	.500
Cordero	.000	68	2	0	0	0	0	0	0	0	0	0	0	0	0	1	0	0	0	1	000	.000
Day (WSH only)	.000	5	7	0	0	0	0	0	0	0	1	0	0	0	0	2	0	0	0	1	0	.000
Dorta	.211	15	19	3	4	5	1	0	0	0	0	0	0	1	0	2	0	2	0	0	1	.263
Drese	.000	2	3	0	0	0	0	0	0	0	0	0	0	0	0	1	0	0	0	0	0	.000
Eischen	.000	22	2	0	0	0	0	0	0	0	1	0	0	0	0	2	0	0	0	0	0	.000
Escobar	.356	33	87	14	31	50	3	2	4	18	0	4	0	8	0	18	2	0	3	1	575	.394
Fick	.266	60	128	14	34	44	4	0	2	9	2	0	1	10	1	24	2	1	4	1	344	.324
Gonzalez	.229	12	35	3	8	8	0	0	0	2	0	1	0	2	0	5	0	0	0	2	229	.263
Guillen	.216	69	241	28	52	96	15	1	9	40	0	5	7	15	4	48	1	0	8	2	398	.276
Harper	.293	18	41	6	12	21	3	0	2	6	0	1	1	4	0	4	0	0	1	1	512	.362
Harris (WSH only)	.250	17	32	3	8	10	2	0	0	2	0	0	1	3	0	3	0	0	1	1	313	.333
Hernandez (WSH only)	.267	26	45	6	12	19	4	0	1	6	9	0	0	1	0	3	0	0	0	2	422	.283
Hill	.167	6	6	1	1	1	0	0	0	2	0	0	0	0	0	4	0	0	0	0	167	.167
Hughes	1.000	8	1	0	1	1	0	0	0	0	0	0	0	0	0	0	0	0	0	0	1	1.000
Jackson	.198	67	116	16	23	43	6	1	4	10	3	0	4	12	0	39	1	3	1	10	371	.295
Johnson	.290	147	500	100	145	260	46	0	23	77	2	3	13	110	15	99	10	3	12	15	520	.428
Means (WSH only)	.250	63	212	33	53	91	12	1	8	36	1	2	5	41	2	50	2	3	4	5	429	.381
LeRoy	.239	39	67	5	16	25	3	0	2	9	0	1	1	11	0	17	0	0	0	2	373	.350
Logan	.300	27	90	13	27	35	3	1	1	8	1	2	0	6	1	20	2	1	0	1	389	.337
Lombard	.143	20	21	2	3	6	0	0	1	1	0	0	0	5	0	10	2	0	0	1	286	.308
Lopez (WSH only)	.281	71	274	43	77	100	13	2	2	22	8	2	2	34	0	60	21	6	3	14	365	.362
Majewski (WSH only)	.000	46	3	0	0	0	0	0	0	0	1	0	0	0	0	1	0	0	0	1	0	.000
Mateo	.154	22	26	5	4	9	2	0	1	3	1	0	0	2	0	3	0	0	1	1	346	.214
Matos	.200	14	15	2	3	5	2	0	0	0	0	0	0	0	0	2	0	0	0	0	333	.200
O'Connor	.065	21	31	2	2	2	0	0	0	1	1	0	0	1	0	18	0	0	0	1	065	.094
Ortiz	.107	38	56	5	6	9	0	0	1	3	7	0	0	3	0	26	0	0	1	3	161	.153
Patterson	.250	8	8	0	2	2	0	0	0	2	0	0	0	0	0	1	0	0	0	0	250	.250
Perez	.500	9	6	0	3	3	0	0	0	0	0	0	0	1	0	2	0	0	0	0	500	.571
Rauch	.000	85	4	0	0	0	0	0	0	0	0	0	0	0	0	3	0	0	0	0	000	.000
Rivera	.000	54	1	0	0	0	0	0	0	0	0	0	0	0	0	2	0	0	0	1	000	.000
Rodriguez	.000	31	1	0	0	0	0	0	0	0	0	0	0	0	0	0	0	0	0	0	000	.000
Schneider	.256	124	410	30	105	135	18	0	4	55	2	3	2	38	10	67	2	2	14	5	329	.320
Schroder	.000	21	2	0	0	0	0	0	0	0	0	0	0	0	0	1	0	0	0	0	000	.000
Soriano	.277	159	647	119	179	362	41	2	46	95	2	3	9	67	16	160	41	17	3	11	560	.351
Stanton (WSH only)	.000	56	1	0	0	0	0	0	0	0	0	0	0	0	0	0	0	0	0	0	000	.000
Traber	.077	15	13	1	1	1	0	0	0	1	2	0	0	1	0	8	0	0	0	0	077	.143
Vento	.278	9	18	3	5	6	1	0	0	1	0	0	0	4	1	5	0	0	0	0	333	.409
Vidro	.289	126	463	52	134	183	26	1	7	47	0	4	3	41	3	48	1	0	16	5	395	.348
Wagner	.333	26	3	0	1	1	0	0	0	0	0	0	0	0	0	1	0	0	0	0	333	.333
Ward (WSH only)	.308	78	104	15	32	59	9	0	6	4	0	3	2	14	1	21	0	0	1	5	567	.390
Watson (WSH only)	1.179	9	28	0	5	5	0	0	0	0	0	0	0	1	0	3	0	2	0	0	179	.217
Zimmerman	.287	157	614	84	176	289	47	3	20	110	1	4	2	61	7	120	11	8	15	15	471	.351
WSH PITCHERS	.130	162	284	18	37	47	4	0	2	12	40	2	12	0	0	109	0	0	0	4	165	.166
WASHINGTON	.262	162	5495	746	1437	2295	322	22	164	695	76	49	69	510	66	1156	123	62	118	131	418	.338
OPPONENTS	.274	162	5602	872	1535	2503	305	42	193	835	87	59	92	584	93	960	110	30	90	101	447	.349

PITCHER	R/L	W	L	ERA	G	SO	CG	GF	SHO	SV	IP	H	ER	HR	BB	IBB	SO	WP	BK	BAA	
Armas Jr.	R	9	12	5.03	30	30	0	0	0	0	154.0	167	96	86	19	13	64	7	97	6	.279
Astacio	R	5	5	5.98	17	17	1	0	1	0	90.1	109	64	60	14	1	31	3	42	0	.301
Bergmann	R	0	2	6.68	29	16	0	0	7	0	64.2	81	49	48	12	6	27	6	54	3	.312
Booker	R	0	0	3.68	10	0	0	2	0	0	7.1	5	3	3	1	0	7	1	0	1	.192
Bowie	L	0	1	1.37	15	0	0	3	0	0	19.2	11	3	3	1	0	17	0	11	0	.164
Bray (WSH only)	L	1	1	3.91	19	0	0	4	0	0	23.0	24	11	10	2	1	17	2	16	0	.273
Campbell	R	0	0	10.38	4	0	0	2	0	0	4.1	4	5	5	1	2	0	4	0	0	.250
Corcoran	R	0	1	11.12	6	0	0	2	0	0	5.2	12	8	7	1	0	4	0	6	0	.414
Cordero	R	7	4	3.19	68	0	0	59	0	29	73.1	59	27	26	13	3	22	5	69	0	.215
Day (WSH only)	R	1	3	4.73	5	5	0	0	0	0	26.2	29	15	14	2	2	11	1	13	1	.276
Drese	R	0	2	5.19	2	2	0	0	0	0	8.2	9	8	5	0	0	8	0	5	2	.290
Eischen	L	0	1	8.59	22	0	0	4	0	0	14.2	18	18	14	2	1	19	5	18	1	.295
Gryboski	R	0	0	14.29	6	0	0	1	0	0	5.2	14	11	9	3	2	2	0	4	0	.452
Hernandez (WSH only)	R	9	8	5.34	24	24	0	0	0	0	146.2	176	94	87	22	2	52	4	89	0	.298
Hill	R	1	3	4.66	6	6	0	0	0	0	36.2	43	20	19	2	3	12	2	16	1	.297
Hughes	R	0	0	6.35	8	0	0	2	0	0	11.1	13	8	8	2	3	6	1	4	1	.310
Majewski (WSH only)	R	3	2	3.58	46	0	0	14	0	0	55.1	49	24	22	4	1	25	1	34	6	.233
O'Connor	L	3	8	4.80	21	20	0	0	0	0	105.0	96	61	56	15	7	45				

HISTORY AND RECORDS

2005 WASHINGTON NATIONALS (81-81, 5TH IN NL EAST, -9.0)

PLAYER	AVG.	G	AB	R	H	2B	3B	HR	RBI	SH	SF	HP	BB	SO	SB-CS	SLG	OBP	E
Armas Jr.	.125	19	32	1	4	0	0	0	0	1	0	0	1	13	0-0	.125	.152	2
Ayala	.333	68	3	0	1	0	0	0	0	1	0	0	0	0	0-0	.333	.333	0
Baerga	.253	93	158	18	40	7	0	2	19	1	0	8	7	17	0-0	.335	.318	6
Bennett	.221	68	199	11	44	7	0	1	21	3	3	2	21	37	0-1	.271	.298	6
Bergmann	.333	15	3	2	1	0	0	0	0	0	0	1	0	0	0-0	.333	.500	0
Blanco	.177	56	62	7	11	3	0	1	7	0	0	1	2	19	1-0	.274	.215	2
Byrd (WSH only)	.264	74	216	20	57	15	2	2	26	5	4	1	18	47	5-1	.380	.318	2
Carrasco	.000	64	8	1	0	0	0	0	0	2	0	0	0	7	0-0	.000	.000	0
Carroll	.251	113	303	44	76	8	1	0	22	13	3	5	34	55	3-4	.284	.333	5
Castilla	.253	142	494	53	125	36	1	12	66	1	4	7	43	82	4-2	.403	.319	11
Cepicky	.240	11	25	1	6	3	0	0	3	0	0	0	1	8	0-1	.360	.269	0
Chavez (WSH only)	.222	7	9	2	2	1	0	0	1	0	0	0	3	1	0-1	.333	.417	0
Church	.287	102	268	41	77	15	3	9	42	1	3	5	24	70	3-2	.466	.353	0
W. Cordero	.118	29	51	2	6	2	0	0	2	0	2	0	3	14	0-0	.157	.161	0
Cruz (WSH only)	.255	20	51	2	13	1	0	0	1	1	0	1	1	3	0-0	.275	.283	1
Davis	.231	14	26	0	6	0	0	0	2	0	0	0	2	7	1-1	.231	.286	0
Day (WSH only)	.125	12	8	0	1	0	0	0	0	1	0	0	0	3	0-0	.125	.125	0
Drese	.071	12	14	0	1	0	0	0	0	5	0	0	0	10	0-0	.071	.071	2
Eischen	.333	58	3	0	1	0	0	0	0	1	0	0	0	2	0-0	.333	.333	1
Godwin	.000	3	3	0	0	0	0	0	0	0	0	0	0	1	0-0	.000	.000	0
Guillen	.283	148	551	81	156	32	2	24	76	1	9	19	31	102	1-1	.479	.338	7
Guzman	.219	142	456	39	100	19	6	4	31	8	2	1	25	76	7-4	.314	.260	15
Halama	.200	10	5	0	1	0	0	0	0	0	0	0	0	1	0-0	.200	.200	0
Hammonds	.219	13	32	3	7	1	0	0	1	2	0	1	2	4	0-0	.250	.286	0
Harris	.333	4	9	1	3	1	0	1	3	0	0	1	0	0	0-0	.778	.400	0
Hernandez	.244	35	82	7	20	2	1	2	7	14	0	1	0	8	0-0	.366	.253	1
Johnson	.289	131	453	66	131	35	3	15	74	0	2	12	80	87	3-8	.479	.408	5
Kelly (WSH only)	.250	17	4	3	1	1	0	0	0	0	0	0	1	3	1-1	.500	.400	0
Kim (WSH only)	.000	12	4	0	0	0	0	0	0	2	0	0	0	1	0-0	.000	.000	1
Loaiza	.162	34	74	3	12	2	0	0	4	6	0	0	0	23	0-1	.189	.162	1
Majewski	.000	79	6	0	0	0	0	0	0	1	0	0	0	3	0-0	.000	.000	0
Mateo	.000	1	1	0	0	0	0	0	0	0	0	0	1	0	0-0	.000	.500	0
Ohka (WSH only)	.250	11	16	1	4	0	0	0	0	1	0	0	0	5	0-0	.250	.250	1
Osik	.000	6	4	0	0	0	0	0	0	0	0	0	0	2	0-0	.000	.000	0
Patterson	.102	31	59	2	6	3	0	0	0	8	0	1	0	23	0-0	.153	.117	1
Rauch	.143	15	7	1	1	0	0	0	1	1	0	0	0	5	0-0	.143	.143	0
Schneider	.268	116	369	38	99	20	1	10	44	2	2	6	29	48	1-0	.409	.330	5
Short	.400	11	15	4	6	2	0	2	4	0	0	1	1	1	0-0	.933	.471	1
Sledge	.243	20	37	7	9	0	1	1	8	0	2	0	7	8	2-1	.378	.348	0
Spivey (WSH only)	.221	28	77	15	17	7	0	2	7	0	1	2	11	26	2-0	.390	.330	0
Stanton	.000	30	1	1	0	0	0	0	0	0	0	0	0	0	0-0	.000	.000	0
Vargas (WSH only)	.500	4	2	0	1	0	0	0	0	0	0	0	0	0	0-0	.500	.500	0
Vidro	.275	87	309	38	85	21	2	7	32	2	4	1	31	30	0-0	.424	.339	5
Watson	.175	25	40	8	7	1	1	1	5	4	0	0	4	8	0-2	.325	.250	1
White	.000	1	1	0	0	0	0	0	0	0	0	0	0	0	0-0	.000	.000	0
Wilkerson	.248	148	565	76	140	42	7	11	57	3	2	7	84	147	8-10	.405	.351	6
Wilson (WSH only)	.261	68	253	34	66	14	1	10	43	0	1	6	20	71	3-4	.443	.329	0
Zimmerman	.397	20	58	6	23	10	0	0	6	0	1	0	3	12	0-0	.569	.419	2
WSH PITCHERS	.165	162	328	19	54	7	1	2	12	44	0	2	2	104	0-1	.210	.175	12
WASHINGTON	.252	162	5426	639	1367	311	32	117	615	91	45	89	491	1090	45-45	.386	.322	92
OPPONENTS	.262	162	5550	673	1456	279	21	140	636	79	46	72	539	997	76-41	.396	.333	84

PITCHER	W-L	ERA	G	GS	CG	SHO	SV	IP	H	R	ER	HR	HP	BB	SO	WP	BK	BAA
Armas Jr.	7-7	4.97	19	19	0	0	0	101.1	100	57	56	16	5	54	59	6	2	.258
Ayala	8-7	2.66	68	0	0	0	1	71.0	75	23	21	7	6	14	40	0	0	.286
Bergmann	2-0	2.75	15	1	0	0	0	19.2	14	6	6	1	2	11	21	0	0	.200
Carrasco	5-4	2.04	64	5	0	0	2	88.1	59	23	20	6	6	38	75	6	1	.193
C. Cordero	2-4	1.82	74	0	0	0	47	74.1	55	24	15	9	2	17	61	0	0	.198
Day (WSH only)	1-2	6.75	12	5	0	0	0	36.0	41	29	27	4	1	25	16	1	0	.289
Drese	3-6	4.98	11	11	0	0	0	59.2	66	38	33	3	5	22	26	3	0	.283
Eischen	2-1	3.22	57	0	0	0	0	36.1	34	14	13	1	6	19	30	5	1	.252
Halama	0-3	4.64	10	3	0	0	0	21.1	23	11	11	1	0	8	11	0	0	.277
Hernandez	15-10	3.98	35	35	2	0	0	246.1	268	116	109	25	13	84	147	3	2	.284
Horgan	0-0	21.00	8	0	0	0	0	6.0	19	15	14	0	1	4	5	1	0	.514
Hughes	1-1	5.54	14	0	0	0	0	13.0	18	8	8	4	1	8	8	0	0	.333
Kim (WSH only)	1-2	6.14	12	2	0	0	0	29.1	41	20	20	3	2	8	17	1	0	.336
Loaiza	12-10	3.77	34	34	0	0	0	217.0	227	93	91	18	5	55	173	6	0	.270
Majewski	4-4	2.93	79	0	0	0	1	86.0	80	32	28	2	7	37	50	1	0	.248
Nitkowski	0-0	8.10	7	0	0	0	0	3.1	5	3	3	0	0	2	2	0	0	.357
Ohka (WSH only)	4-3	3.33	10	9	0	0	0	54.0	44	23	20	6	1	27	17	3	0	.224
Osuna	0-0	42.43	4	0	0	0	0	2.1	9	11	11	2	0	7	0	0	0	.600
Patterson	9-7	3.13	31	31	2	1	0	198.1	172	71	69	19	5	65	185	9	1	.233
Rasner	0-1	3.68	5	1	0	0	0	7.1	5	3	3	0	2	2	4	0	0	.192
Rauch	2-4	3.60	15	1	0	0	0	30.0	24	12	12	3	1	11	23	2	0	.218
Stanton	2-1	3.58	30	0	0	0	0	27.2	31	13	11	2	0	9	14	0	1	.292
Tucker	1-0	6.39	13	0	0	0	0	12.2	20	9	9	4	0	2	5	1	0	.370
Vargas (WSH only)	0-3	9.24	4	4	0	0	0	12.2	22	15	13	4	0	7	5	0	0	.373
White	0-1	9.00	1	1	0	0	0	4.0	4	4	4	0	1	3	3	1	0	.267
WASHINGTON	81-81	3.87	162	162	4	9	51	1458.0	1456	673	627	140	72	539	997	49	8	.262
OPPONENTS	81-81	3.67	162	162	5	11	46	1455.1	1367	639	593	117	89	491	1090	24	5	.252



WASHINGTON NATIONALS RECORD BOOK (2005-present)

Washington Nationals (2005-present)
RFK Stadium (2005-2007)
Nationals Park (2008-present)

CATEGORY	CLUB GENERAL	RECORD
Most Wins, Season		98 [2012]
Most Wins, Season Home		51 [2014]
Most Wins, Season Road		50 [2017]
Most Wins, Month		20 [June, 2005]
Most Losses, Season		103 [2009]
Most Losses, Season Home		48 [2009]
Most Losses, Season Road		56 [2008]
Most Losses, Month		20 [May, 2009]
Most Consecutive Wins	10 [June 2-12, 2005 and August 12-21, 2014]	
Most Consecutive Wins, Home	12 [June 2-25, 2005]	
Most Consecutive Wins, Road	9 [September 12-26, 2011]	
Most Consecutive Losses	12 [August 8-20, 2008]	
Most Consecutive Losses, Home	7 [May 15-20, 2009]	
Most Consecutive Losses, Road	10 [May 25-June 16, 2009]	
Most Wins Over One Club, Season	15 [NYM in 2014 and ATL in 2016]	
Most Wins Over One Club, Home	10 [ATL, 2015]	
Most Wins Over One Club, Road	9 [NYM in 2014]	
Most Wins Over One Club, Consecutive	13 [SEA, June 10, 2005-May 24, 2017]	
Most Losses To One Club, Season	15 [PHI in 2009]	
Most Losses To One Club, Home	8 [NYM in 2006]	
Most Losses To One Club, Road	8 [PHI in 2009]	
Most Losses To One Club, Consecutive	10 [FLA, September 24, 2008-July 1, 2009]	
Most Shut-Out Wins, Season	19 [2014]	
Most Times Shut Out, Season	21 [2008]	
Highest Single-Game Paid Attendance (reg. season and Postseason)	45,966 [Game 5, 2012 NLDS vs. STL]	

THE FIRSTS OF THE WASHINGTON NATIONALS (ALL OCCURRED APRIL 4, 2005 AT PHI UNLESS OTHERWISE NOTED)

NATIONALS FIRSTS

FEAT	PLAYER
First starting lineup	Wilkerson (8), Guzman (6), Vidro (4), Guillen (9), Johnson (3), Castilla (5), Sledge (7), Schneider (2), Hernandez (1)
First batter/hit	Brad Wilkerson (bloop single to RF in first inning off Jon Lieber)
First pitch	Livan Hernandez (called strike)
First run scored	Nick Johnson (scored on Sledge groundout in 2nd inning)
First double	Brian Schneider (7th inning)
First triple	Brad Wilkerson (7th inning, April 6 at PHI)
First home run	Termel Sledge (2-run shot off Jon Lieber in the 6th inning)
First grand slam	Brad Wilkerson (August 4 vs. LAD off Duane Sanchez)
First set of back-to-back home runs	Ryan Church and Vinny Castilla (April 13 at FLA)
First multi-home run game	Jose Guillen (2 home runs, April 13 at ATL)
First home run allowed	Nenny Lofton (5th inning off Livan Hernandez)
First RBI	Termel Sledge (2nd inning RBI groundout)
First walk	Brian Schneider (6th inning)
First strikeout	Jose Guillen (first inning)
First stolen base	J.J. Davis (6th inning, April 6 at PHI)
First cycle	Brad Wilkerson (April 6 at PHI)
First reliever	T.J. Tucker (replaced Hernandez with 2 outs in the 5th inning)
First win	Joey Eischen (in relief, April 6 at PHI in 7-3 victory)
First win for starting pitcher	Tomo Ohka (April 13 at ATL)
First loss	Livan Hernandez
First save	Chad Coriero (April 12 at ATL)
First hold	Luis Ayala (April 6 at PHI)
First error	Brian Schneider (first inning on attempted stolen base)
First strikeout victim	Bobby Abreu (swinging in first inning against Hernandez)
First shutout	April 20 vs. ATL (W2-0 behind Zach Day and 2 relievers)
First complete-game shutout	John Patterson (August 4 vs. LAD)
First no-litter	Jordan Zimmermann (September 28, 2014 vs. MIA)



HISTORY AND RECORDS

THE TOP-FIVE LONGEST GAMES IN NATIONALS HISTORY (* = POSTSEASON)

LONG GAMES

LONGEST GAME, INNINGS		LONGEST GAME, TIME / 9 INN.		LONGEST GAME, TIME	
# INN.	DATE (RESULT)	T.O.G.	DATE (RESULT)	T.O.G.	DATE (RESULT)
18.....	10/4/14 vs. SFG (L1-2)*	4:37.....	10/12/17 vs. CHI (L8-9)*	6:23.....	10/4/14 vs. SFG (L1-2)*
18.....	7/17/16 vs. PIT (L1-2)	4:32.....	10/13/16 vs. LAD (L3-4)*	5:56.....	4/24/16 vs. MIN (W6-5)
16.....	4/24/16 vs. MIN (W6-5)	4:22.....	10/1/17 vs. PIT (L8-11)	5:48.....	7/17/16 vs. PIT (L1-2)
16.....	6/24/14 at MIL (W4-2)	4:12.....	10/10/16 at LAD (W8-3)*	5:34.....	9/3/14 at LAD (W8-5)
15.....	5/19/14 vs. CIN (L3-4)	4:01.....	9/25/16 at PIT (W10-7)	5:29.....	8/17/13 at ATL (W8-7)
15.....	8/17/13 at ATL (W8-7)	3:57.....	10/11/17 at CHI (W5-0)*	5:22.....	6/24/14 at MIL (W4-2)
15.....	10/4/09 at ATL (W2-1)	3:56.....	8/5/15 vs. ARI (L4-11)	5:15.....	8/28/11 at CIN (L4-5)

MARGIN OF VICTORY

Largest Margin of Victory.....	18 [April 30, 2017 vs. NYM (W23-5)]
Largest Margin of Victory, Shutout.....	13 [July 5, 2014 vs. CHI (W13-0)]
Largest Margin of Defeat.....	15 [April 5, 2013 at CIN (L0-15)]
Largest Margin of Defeat, Shutout.....	15 [April 5, 2013 at CIN (L0-15)]

ONE-RUN GAMES

Most Consecutive One-Run Games.....	6 [June 21-27, 2010 and July 4-9, 2011]
Most Consecutive One-Run Wins.....	12 [June 3-July 5, 2005]
Most Consecutive One-Run Losses.....	13 [July 7-August 6, 2005]

DEFICITS OVERCOME

Largest Deficit Overcome To Win.....	8 [April 28, 2015 at ATL (down 10-2 after B4th, W13-12)]
Largest Deficit Overcome To Win, Home.....	7 [June 17, 2006 vs. NYY (down 9-2 in 5th, W11-9)]
Largest Deficit Overcome To Win, Road.....	8 [April 28, 2015 at ATL (down 10-2 after B4th, W13-12)]
Largest Deficit Overcome To Win, 9th Inn. or Later.....	4 [June 21, 2011 vs. SEA (down 5-1 after 8, W6-5)]

LEADS RELINQUISHED

Largest Lead Relinquished In Loss.....	9 [July 20, 2012 vs. ATL (up 9-0 after 5 inn., L10-11)]
Largest Lead Relinquished In Loss, Home.....	9 [July 20, 2012 vs. ATL (up 9-0 after 5 inn., L10-11)]
Largest Lead Relinquished In Loss, Road.....	6 [MANY TIMES; last: July 28, 2014 at MIA (up 6-0 after 6 inn., L6-7)]
Largest Lead Relinquished In Loss, 9th Inning or Later.....	5 [September 17, 2005 at SDP (up 5-0 in 9th, L5-8 in 12 inn.)]

LENGTH OF GAME

Longest Game, 9 innings*.....	4:22 [October 1, 2017 vs. PIT (L8-11)]
Longest Game, 9-inning, Home.....	4:22 [October 1, 2017 vs. PIT (L8-11)]
Longest Game, 9-inning, Road*.....	4:01 [September 25, 2016 at PIT (W10-7)]
Longest Game, Extra Innings.....	5:56 [April 24, 2016 vs. MIN (16 inn., W6-5)]
Longest Game, Extra Innings, Home.....	5:56 [April 24, 2016 vs. MIN (16 inn., W6-5)]
Longest Game, Extra Innings, Road.....	5:34 [September 3, 2014 at LAD (14 inn., W8-5)]
Longest Game, Innings Played*.....	18 [July 17 vs. PIT (L1-2)]
Longest Game, Innings Played, Home*.....	18 [July 17 vs. PIT (L1-2)]
Longest Game, Innings Played, Road.....	16 [June 24, 2014 at MIL (W4-2)]
Shortest Game, 9 innings.....	1:31 [July 29, 2007 at NYM (rain-shortened 5.0-inn. game, L0-5)]
Shortest Game, 9-inning, Home.....	1:37 [June 4, 2009 vs. SFG (rain-shortened 6.0-inn. game, L1-4)]
Shortest Game, 9-inning, Road.....	1:31 [July 29, 2007 at NYM (rain-shortened 5.0-inn. game, L0-5)]
Shortest Game, Extra Innings.....	2:32 [May 10, 2014 at OAK (10 inn., L3-4)]
Shortest Game, Extra Innings, Home.....	2:46 [April 21, 2012 vs. MIA (10 inn., W3-2)]
Shortest Game, Extra Innings, Road.....	2:32 [May 10, 2014 at OAK (10 inn., L3-4)]

PERSONNEL

Most Players Used, Season.....	57 [2006 and 2007]
Fewest Players Used, Season.....	40 [2014]
Most Players Used, 9-inning Game.....	24 [September 25, 2016 at PIT (W10-7)]
Most Players Used, Game.....	26 [September 3, 2014 at LAD (14 inn., W8-5)]
Most Players Used, Game, Both Clubs.....	51 [Sept. 7, 2008 at ATL (ATL 28, WSH 23) and Sept. 3, 2014 at LAD (WSH 26, LAD 25)]

* - Not including Postseason

CATEGORY CLUB BATTING RECORD

RUNS SCORED

Most Runs Scored, Season	819 [2017]
Most Runs Scored, 9-inning Game	23, [April 30, 2017 vs. NYM (W23-5)]
Most Runs Scored, Game, Extra Innings	11 [MANY TIMES; last: July 29, 2012 at MIL (11 inn., W11-10)]
Most Runs Scored, Win	23, [April 30, 2017 vs. NYM (W23-5)]
Most Runs Scored, Loss	11 [April 27, 2009 at PHI (L11-13)]
Most Runs Scored, Home	23, [April 30, 2017 vs. NYM (W23-5)]
Most Runs Scored, Road	17, [May 20, 2011 at BAL (W17-5)]
Most Runs Scored, Home Win	23, [April 30, 2017 vs. NYM (W23-5)]
Most Runs Scored, Home Loss	10 [July 20, 2012 vs. ATL (11 inn., L10-11) and Jne 12 vs. ATL (L10-11)]
Most Runs Scored, Road Win	17, [May 20, 2011 at BAL (W17-5)]
Most Runs Scored, Road Loss	11 [April 27, 2009 at PHI (L11-13)]
Most Runs Scored, Inning	9 [May 31, 2010 at HOU (7th inn., W14-4) and June 21, 2015 vs. PIT (1st inn., W9-2)]
Most Runs Scored, In An Extra Inning	6 [July 23, 2012 at NYM, 10th inn. (10 inn., W8-2)]
Most Runs Scored, 3-Game Series	32 [September 24-26, 2007 at NYM and August 1-3, 2016 at ARI]
Most Runs Scored, 4-Game Series	46 [April 24-27 at COL]
Most Combined Runs, Game (Both Teams)	28 [April 30, 2017 vs. NYM (W23-5)]
Most Consecutive Games, Scoring Run(s)	90 [September 27, 2016 - July 7, 2017]
Most Consecutive Games, Shut Out	2 [MANY TIMES, last August 11-12, 2015]

BATTING AVERAGE, ON-BASE, SLUGGING PERCENTAGES

Highest Batting Average, Season266 [2017]
Highest On-Base Percentage, Season338 [2006]
Highest Slugging Percentage, Season449 [2017]

AT-BATS

Most At-Bats, Season	5615 [2012]
Most At-Bats, Game	48 [August 13, 2012 at SFG (W14-2)]
Most At-Bats, Game, Extra Innings	60 [April 24, 2016 vs. MIN (W6-5)]

HITS

Most Hits, Season	1447 [2017]
Most Hits, Game	23 [June 16, 2015 at TBR (W16-4) and April 30 vs. NYM (W23-5)]
Most Hits, Game, Win	23 [June 16, 2015 at TBR (W16-4) and April 30 vs. NYM (W23-5)]
Most Hits, Game, Loss	17 [September 10, 2006 at COL (L9-13), August 28, 2011 at CIN (14 inn., L4-5) and June 12 vs. ATL (L10-11)]
Most Hits, Inning	9 [August 20, 2016 at ATL(4th inn., W11-9) and May 23, 2017 vs. SEA (W10-1)]
Most Consecutive Plate Appearances with a Hit	7 [August 21, 2005 at NYM]
Fewest Hits, Season	1319 [2011]
Fewest Hits, Game	1 [MANY TIMES; last: September 24, 2013 at STL (L0-2)]
Fewest Hits, Game, Win	2 [August 7, 2016 vs. SFG (W1-0)]
Fewest Hits, Game, Loss	1 [MANY TIMES; last: September 24, 2013 at STL (L0-2)]

EXTRA-BASE HITS

Most Extra-Base Hits, Season	557 [2017]
Most Extra-Base Hits, Game	13 [July 27, 2017 vs. MIL (W15-2)]

SINGLES

Most Singles, Season	964 [2008]
Most Singles, Game	16 [June 16, 2015 at TBR (W16-4)]

DOUBLES

Most Doubles, Season	322 [2006]
Most Doubles, Game	8 [July 5, 2014 vs. CHI (W13-0)]

TRIPLES

Most Triples, Season	38 [2009]
Most Triples, Game	3 [MANY TIMES; last: August 13, 2016 vs. ATL (W7-6)]



HISTORY AND RECORDS

HOME RUNS

Most Home Runs, Season	215 [2017]
Most Home Runs, Season, Home Games	107 [2017]
Most Home Runs, Season, Road Games	108 [2017]
Most Home Runs, Season, Off One Opponent	31 [NYM in 2013 and 2017]
Most Home Runs, Game	8 [July 27, 2017 vs. MIL (W15-2)]
Most Home Runs, Game, Home	8 [July 27, 2017 vs. MIL (W15-2)]
Most Home Runs, Game, Road	6 [May 20, 2011 at BAL (W17-5) and August 29, 2014 at SEA (W8-3)]
Most Home Runs, Inning	8 [July 27, 2017 vs. MIL (W15-2)]
Most Consecutive Plate Appearances With A Home Run	4 [8 [July 27, 2017 vs. MIL (W15-2)]
Most Consecutive Games Hitting at Least One Home Run	14 [May 26-June 10, 2016]
Most Pinch-Hit Home Runs, Season	12 [2016]
Most Pinch-Hit Home Runs, Game	2 [May 13, 2016 vs. MIA (Stephen Drew and Chris Heisey, W5-3)]
Most Grand Slams, Season	8 [2009]

RBI

Most RBI, Season	735 [2016]
Most RBI, Game	23 [April 23, 2017 vs. NYM (W23-5)]
Most RBI, Inning	10 [April 27, 2017 at COL (7th inn., W16-5)]

WALKS/STRIKEOUTS

Most Walks, Season	617 [2009]
Most Walks, 9-inning Game	11 [May 7, 2005 at SFG (W11-8), August 9, 2006 vs. FLA (W5-2) and May 18, 2016 at NYM (W7-1)]
Most Walks, Game, Extra Innings	12 [July 6, 2006 vs. FLA (11 inn., W8-7) and September 19, 2008 vs. SDP (14 inn., L6-11)]
Most Intentional Walks, Season	66 [2006]
Most Strikeouts, Season	1344 [2015]
Most Strikeouts, 9-inning Game	18 [October 3, 2015 at NYM (W2-0)]
Most Strikeouts, Game, Extra Innings	19 [August 28, 2011 at CIN (14 inn., L4-5)]
Most Strikeouts, Inning	4 [April 28, 2013 vs. CIN (4th inn., L2-5)]

STOLEN BASES

Most Stolen Bases, Season	123 [2006]
Most Stolen Bases, Game	7 [June 27, 2017 vs. CHI (W6-1)]
Most Stolen Bases, Inning	4 [June 27, 2016 vs. NYM (1st inn., W11-4)]
Most Consecutive Stolen Bases	17 [September 11-27, 2013]
Most Times Caught Stealing, Season	62 [2006]
Most Times Caught Stealing, Game	3 [April 15, 2006 at FLA]

MISCELLANEOUS

Most Total Bases, Season	2495 [2017]
Most Total Bases, Game	48 [April 30, 2017 vs. NYM (W23-5) and July 27, 2017 vs. MIL (W16-2)]
Most Times Hit By Pitch, Season	89 [2005]
Most Times Hit By Pitch, Game	4 [April 6, 2006 at NYM (L5-10) and June 5, 2011 at ARI (11 inn., W9-4)]
Most Sacrifice Flies, Season	63 [2016]
Most Sacrifice Flies, Game	3 [MANY TIMES; last June 24, 2017 vs. CIN (W18-3)]
Most Sacrifice Bunts, Season	91 [2005]
Most Sacrifice Bunts, Game	5 [September 27, 2006 vs. PHI (14 inn., L7-8)]
Most GDP, Season	153 [2008]
Most GDP, Game	4 [MANY TIMES; last June 30, 2017 at STL (1-8)]
Most Runners Left On Base, Season	1223 [2009]
Most Runners Left On Base, 9-inning Game	17 [MANY TIMES; last: April 20, 2014 (W3-2)]
Most Runners Left On Base, Extra Innings	21 [May 8, 2016 at CHI (13 inn., L3-4)]
Most Pinch Hits, Season	67 [2006]
Most Pinch Hits, 9-inning Game	3 [MANY TIMES; last September 19, 2012 vs. LAD (G2, L6-7)]
Most Pinch Hits, Game, Extra Innings	3 [June 9, 2006 vs. PHI (12 inn., W9-8)]

CATEGORY	CLUB PITCHING	RECORD
EARNED RUN AVERAGE		
Highest ERA, Season		5.03 [2006]
Lowest ERA, Season		3.03 [2014]
COMPLETE GAMES		
Most Complete Games, Season		6 [2009, 2013]
Fewest Complete Games, Season		0 [2007]
Most Consecutive Complete Games		None
SHUTOUTS		
Most Shutouts, Season		19 [2014]
Fewest Shutouts, Season		3 [2006 and 2009]
Most Consecutive Shutouts		2 [MANY TIMES; last: May 2-3, 2015]
HITS ALLOWED		
Most Hits Allowed, Season		1535 [2006]
Most Hits Allowed, Game	22 [June 27, 2007 at ATL (L0-13) and September 26, 2014 vs. MIA (L7-15)]	
Fewest Hits Allowed, Game	0 [THREE TIMES; last: October 3, 2015 at NYM (W2-0)]	
Most Hits Allowed, Inning	9 [October 1, 2006 vs. NYM (2nd inn., L2-6) and April 8 at PHI (1st inn., L3-17)]	
RUNS ALLOWED		
Most Runs Allowed, Season		874 [2009]
Most Runs Allowed, Game	18 [July 5, 2006 vs. FLA (L9-18)]	
Fewest Runs Allowed, Season		555 [2014]
Most Runs Allowed, Inning	12 [April 8 at PHI (1st inn., L3-17)]	
EARNED RUNS ALLOWED		
Most Earned Runs Allowed, Season		803 [2006]
Most Earned Runs Allowed, Game	17 [July 5, 2006 vs. FLA (L9-18)]	
Fewest Earned Runs Allowed, Season		495 [2014]
HOME RUNS ALLOWED		
Most Home Runs Allowed, Season		193 [2006]
Most Home Runs Allowed, Game	6 [April 5, 2013 at CIN (L0-15)]	
Fewest Home Runs Allowed, Season		110 [2014]
Most Home Runs Allowed, Inning	3 [MANY TIMES; last: July 21, 2017 at ARI (1st inn., L5-6)]	
Most Home Runs Allowed, Consecutive Batters	3 [July 21, 2017 at ARI (1st inn., L5-6)]	
Most Home Runs Allowed, Month	45 [August, 2008]	
Most Consecutive Games Not Allowing Home Run	11 [September 5-16, 2011]	
Most Grand Slams Allowed, Season		7 [2009]
HIT BATSMEN		
Most Hit Batsmen, Season		92 [2006]
Most Hit Batsmen, Game	4 [July 20, 2005 vs. COL (L2-3)]	
Fewest Hit Batsmen, Season		42 [2007]
Most Hit Batsmen, Inning	2 [MANY TIMES; last: June 23, 207 vs. CIN (5th inn. W6-5)]	
WALKS		
Most Walks Issued, Season		629 [2009]
Most Walks Issued, Game	13 [August 10, 2008 at MIL (13 inn., L4-5)]	
Fewest Walks Issued, Season		352 [2014]
Most Intentional Walks Issued, Season		93 [2006]
Most Intentional Walks Issued, Game	4 [September 8, 2006 at COL (L8-11) and April 3, 2008 at PHI (10 inn., L7-8)]	

NATIONALS PARK
 COMMUNITY RELATIONS
 FOUNDATION
 DREAM FOUNDATION
 YOUTH BASEBALL ACADEMY
 FRONT OFFICE OWNERSHIP
 MANAGER | COACHING STAFF
 PLAYERS
 IN REVIEW
 2017
 HISTORY AND RECORDS
 SCOUTING | RESEARCH | PLAYER DEV.

MEDIA



HISTORY AND RECORDS

STRIKEOUTS

Most Strikeouts, Season	1476 [2016]
Most Strikeouts, 9-inning Game.....	20 [May 11, 2016 vs. DET (W3-2)]
Most Strikeouts, Extra Innings.....	20 [April 24, 2016 vs. MIN (16 inn., W6-5)]
Most Consecutive Strikeouts	9 [October 3, 2015 at NYM (W2-0)]
Most Strikeouts, Inning	4 [April 26, 2006 vs. CIN (8th inn., L0-5)]
Most Strikeouts, Game, Bullpen	19 [August 17, 2013 at ATL (15 inn., W8-7)]

WILD PITCHES

Most Wild Pitches, Season.....	74 [2009]
Most Wild Pitches, Game.....	4 [MANY TIMES; last: September 3, 2013 at PHI (W9-6)]
Most Wild Pitches, Inning.....	3 [MANY TIMES; last: Sept. 3, 2013 at PHI (6th inn., W9-6)]

RELIEF PITCHING

Most Relief Appearances, Season.....	588 [2007]
Most Relief Appearances, Game.....	9 [September 3, 2014 at LAD (14 inn.) and September 7, 2016 vs. ATL (11 inn.)]
Most Relief Innings, Season	590.2 [2007]
Most Relief Innings, Game	14.0 [August 17, 2013 at ATL (15 inn., W8-7)]
Most Relief Wins, Season	31 [2011]
Lowest Relief ERA, Season	3.00 [2014]

SAVES

Most Saves, Season.....	51 [2005 and 2012]
Fewest Saves, Season	28 [2008]

PERSONNEL

Most Pitchers Used, Season	30 [2009]
Fewest Pitchers Used, Season	19 [2012 and 2014]
Most Pitchers Used, 9-inning Game.....	9 [September 18, 2007 vs. NYM (W9-8) and September 25, 2016 at PIT (W10-7)]
Most Pitchers Used, Extra Innings.....	10 [September 3, 2014 at LAD (14 inn., W8-5)]

CATEGORY

CLUB FIELDING

RECORD

FIELDING PERCENTAGE

Highest Fielding Percentage, Season988 [2016]
Lowest Fielding Percentage, Season.....	.977 [2009]

ERRORS

Most Errors, Season.....	143 [2009]
Most Errors, Game.....	6 [September 8, 2006 at COL (L8-11)]
Fewest Errors, Season	73 [2016]
Most Errors, Inning.....	3 [MANY TIMES; last May 23, 2015 vs. PHI (4th inn., L1-8)]
Most Errors, 9-inning Game, Both Clubs	8 [September 8, 2006 at COL (L8-11)]
Most Errors, Extra Innings, Both Clubs.....	5 [September 5, 2014 vs. PHI (11 inn., L8-9)]
Most Consecutive Errorless Games.....	13 [June 2-15, 2011 and June 25-July 9, 2014]
Most Consecutive Errorless Innings.....	130.2 [June 1-16, 2011]

DOUBLE PLAYS

Most Double Plays, Season.....	156 [2005]
Most Double Plays, Game.....	5 [June 6, 2009 vs. NYM (W7-1)]
Most Double Plays, 9-inning Game, Both Clubs	7 [MANY TIMES; last: June 27, 2012, WSH (4) at COL (3), W11-5]
Most Double Plays, Extra Inning Game, Both Clubs.....	5 [MANY TIMES; last: April 21, 2015, WSH (3) vs. STL (2) - 10 inn., W2-1]

OUTFIELD ASSISTS

Most Outfield Assists, Season	38 [2011]
Most Outfield Assists, Game.....	2 [MANY TIMES; last: September 22, 2017 at NYM (L6-7)]

CATEGORY	INDIVIDUAL BATTING	RECORD
GAMES PLAYED		
Most Games Played, Career	1552 [Ryan Zimmerman]
Most Games Played, Season	162 [Ryan Zimmerman, 2007]
Most Consecutive Games Played	205 [Ryan Zimmerman, September 19, 2006-May 3, 2008]
Most Consecutive Games Started (DH Included)	205 [Ryan Zimmerman, September 19, 2006-May 3, 2008]
RUNS SCORED		
Most Runs Scored, Career	883 [Ryan Zimmerman]
Most Runs Scored, Season	119 [Alfonso Soriano, 2006]
Most Runs Scored, Game	5 [MANY TIMES; last: Anthony Rendon, April 30 vs. NYM (W23-5)]
BATTING AVERAGE, ON-BASE, SLUGGING PERCENTAGES		
Highest Batting Average, Career (Min. 500 Games)285 [Bryce Harper]
Highest Batting Average, Season347 [Daniel Murphy, 2016]
Highest On-Base Percentage, Career (Min. 500 Games)386 [Bryce Harper]
Highest On-Base Percentage, Season460 [Bryce Harper, 2015]
Highest Slugging Percentage, Career (Min. 500 Games)515 [Bryce Harper]
Highest Slugging Percentage, Season649 [Bryce Harper, 2015]
AT-BATS, PLATE APPEARANCES		
Most At-Bats, Career	5940 [Ryan Zimmerman]
Most At-Bats, Season	653 [Ryan Zimmerman, 2007]
Most At-Bats, 9-inning Game	6 [MANY TIMES; last: Trea Turner, June 12, 2017 vs. ATL (L10-11)]
Most At-Bats, Game, Extra Innings	8 [MANY TIMES; last: Matt den Dekker, April 24, 2016 vs. MIN (16 inn., W6-5)]
Most Plate Appearances, Career	6616 [Ryan Zimmerman]
Most Plate Appearances, Season	728 [Alfonso Soriano, 2006]
Most Plate Appearances, 9-inning Game	6 [MANY TIMES; last: Trea Turner, October 1, 2017 vs. PIT (L8-11)]
Most Plate Appearances, Game, Extra Innings	8 [MANY TIMES; last: Matt den Dekker, April 24, 2016 vs. MIN (16 inn., W6-5)]
Most Plate Appearances, Inning	2 [MANY TIMES; last: Wilmer Difo, September 20 at ATL (W7-3)]
Most Consecutive Plate Appearances Reaching Base Safely	10 [Nick Johnson, June 18-20, 2009]
HITS		
Most Hits, Career	1664 [Ryan Zimmerman]
Most Hits, Season	184 [Denard Span, 2014 and Daniel Murphy, 2016]
Most Hits, 9-inning Game	6 [Anthony Rendon, April 30, 2017 vs. NYM (W23-5)]
Most Hits, Game, Extra Innings	5 [Elijah Dukes, June 20, 2008 vs. TEX (14 inn., W4-3)]
Most Hits, Inning	2 [MANY TIMES; last: Matt Wieters, August 28, 2017 vs. MIA (W11-2)]
Most Hits, Month	47 [Daniel Murphy, May 2016]
Most Hits, Month, March/April	37 [Ryan Zimmerman, 2017]
Most Hits, Month, May	47 [Daniel Murphy, 2016]
Most Hits, Month, June	40 [Dmitri Young, 2007 and Cristian Guzman, 2008]
Most Hits, Month, July	40 [Nyjer Morgan, 2009]
Most Hits, Month, August	45 [Trea Turner, 2016]
Most Hits, Month, September/October	41 [Trea Turner, 2016]
Most Consecutive Plate Appearances With a Hit	8 [Dmitri Young, May 31-June 1, 2007 and Trea Turner, August 23-24, 2016]
HITTING, HOME RUN STREAKS		
Longest Consecutive-Game Hitting Streak	30 [Ryan Zimmerman, April 8-May 13, 2009]
Longest Consecutive-Game Home Run Streak	4 [MANY TIMES; last: Bryce Harper, April 14-17, 2016]
MULTI-HIT GAMES		
Most Multi-Hit Games, Career	449 [Ryan Zimmerman]
Most Multi-Hit Games, Season	58 [Denard Span, 2014]
Most Consecutive Multi-Hit Games	8 [Cristian Guzman, August 26-September 3, 2008]
Most Multi-Hit Games, Month	15 [Daniel Murphy, May 2016, Trea Turner, August 2016]



HISTORY AND RECORDS

EXTRA-BASE HITS

Most Extra-Base Hits, Career	642 [Ryan Zimmerman]
Most Extra-Base Hits, Season	89 [Alfonso Soriano, 2006]
Most Extra-Base Hits, Game	4 [MANY TIMES; last: Ryan Zimmerman, September 29, 2017 vs. PIT (W6-1)]
Most Extra-Base Hits, Month	21 [Alfonso Soriano, July, 2006]

SINGLES

Most Singles, Career	1022 [Ryan Zimmerman]
Most Singles, Season	134 [Cristian Guzman, 2008]
Most Singles, Game	5 [MANY TIMES; last: Trea Turner, June 24, 2017 vs. CIN (W18-3)]

DOUBLES

Most Doubles, Career	371 [Ryan Zimmerman]
Most Doubles, Season	47 [Ryan Zimmerman, 2006 and Daniel Murphy, 2016]
Most Doubles, Game	3 [MANY TIMES; last: Stephen Drew, July 16, 2016 vs. PIT (W6-0)]

TRIPLES

Most Triples, Career	28 [Cristian Guzman]
Most Triples, Season	11 [Denard Span, 2013]
Most Triples, Game	2 [MANY TIMES; last: Ben Revere, August 13, 2016 vs. ATL (W7-6)]

HOME RUNS

Most Home Runs, Career	251 [Ryan Zimmerman]
Most Home Runs, Career, Left-Handed Hitter	150 [Bryce Harper]
Most Home Runs, Career, Right-Handed Hitter	251 [Ryan Zimmerman]
Most Home Runs, Career, Switch Hitter	92 [Danny Espinosa]

Most Home Runs, Season	46 [Alfonso Soriano, 2006]
Most Home Runs, Season, Home	24 [Alfonso Soriano, 2006]
Most Home Runs, Season, Road	22 [Alfonso Soriano, 2006]
Most Home Runs, Season, Off One Club	8 [Bryce Harper vs. PHI, 2015]
Most Home Runs, Season, Left-Handed Hitter	42 [Bryce Harper, 2015]
Most Home Runs, Season, Right-Handed Hitter	46 [Alfonso Soriano, 2006]
Most Home Runs, Season, Switch Hitter	24 [Danny Espinosa, 2016]

Most Home Runs, Season, As 1B	38 [Adam Dunn, 2010]
Most Home Runs, Season, As 2B	23 [Daniel Murphy, 2017]
Most Home Runs, Season, As 3B	33 [Ryan Zimmerman, 2009]
Most Home Runs, Season, As SS	25 [Ian Desmond, 2012]
Most Home Runs, Season, As OF	46 [Alfonso Soriano, 2006]
Most Home Runs, Season, As C	24 [Wilson Ramos, 2016]
Most Home Runs, Season, As P	2 [Stephen Strasburg, 2017]

Most Home Runs, Season, Single Month	13 [Bryce Harper, May 2015]
Most Home Runs, Month, March/April	11 [Ryan Zimmerman, 2017]
Most Home Runs, Month, May	13 [Bryce Harper, 2015]
Most Home Runs, Month, June	9 [Ian Desmond, 2013]
Most Home Runs, Month, July	10 [Ryan Zimmerman, 2012]
Most Home Runs, Month, August	11 [Alfonso Soriano, 2006]
Most Home Runs, Month, September/October	11 [Ryan Zimmerman, 2013 and Bryce Harper, 2015]

Most Home Runs, Pre All-Star Break	27 [Alfonso Soriano, 2006]
Most Home Runs, Post All-Star Break	19 [Alfonso Soriano, 2006 and Ryan Zimmerman, 2009]
Most Home Runs, Game	3 [MANY TIMES; last: Anthony Rendon, April 30, 2017 vs. NYM (W23-5)]

Most First-Inning Lead-Off Home Runs, Career	9 [Alfonso Soriano]
Most First-Inning Lead-Off Home Runs, Season	9 [Alfonso Soriano, 2006]

Most Multi-Homer Games, Career	23 [Ryan Zimmerman]
Most Multi-Homer Games, Season	7 [Adam Dunn, 2010]
Most Consecutive Multi-Homer Games	2 [Jayson Werth, July 21-22, 2013 and Bryce Harper, May 6-8, 2015]

Most Consecutive Plate Appearances with Home Run	3 [MANY TIMES; last: Bryce Harper, May 6-8, 2015]
Most Consecutive At-Bats with Home Run	3 [MANY TIMES; last: Bryce Harper, May 6-8, 2015]
Most Grand Slams, Career	6 [Ryan Zimmerman]
Most Grand Slams, Season	2 [MANY TIMES; last: Danny Espinosa and Bryce Harper, 2016]
Most Grand Slams, Game	2 [Josh Willingham, July 27, 2009 at MIL (W14-6)]

RBI

Most RBI, Career	937 [Ryan Zimmerman]
Most RBI, Career, Left-Handed Hitter	421 [Bryce Harper]
Most RBI, Career, Right-Handed Hitter	937 [Ryan Zimmerman]
Most RBI, Career, Switch Hitter	285 [Danny Espinosa]
Most RBI, Season	110 [Ryan Zimmerman, 2006]
Most RBI, Season, Home	62 [Ryan Zimmerman, 2006]
Most RBI, Season, Road	59 [Michael Morse, 2011]
Most RBI, Season, Off One Club	22 [Ryan Zimmerman vs. PHI, 2006]
Most RBI, Season, Left-Handed Hitter	105 [Adam Dunn, 2009]
Most RBI, Season, Right-Handed Hitter	110 [Ryan Zimmerman, 2006]
Most RBI, Season, Switch Hitter	74 [Dmitri Young, 2007]
Most RBI, Season, As 1B	102 [Adam Dunn, 2010 and Ryan Zimmerman, 2017]
Most RBI, Season, As 2B	93 [Daniel Murphy, 2017]
Most RBI, Season, As 3B	110 [Ryan Zimmerman, 2006]
Most RBI, Season, As SS	91 [Ian Desmond, 2014]
Most RBI, Season, As OF	99 [Bryce Harper, 2015]
Most RBI, Season, As C	79 [Wilson Ramos, 2016]
Most RBI, Season, As P	12 [Max Scherzer, 2016]
Most RBI, Single Month, Season	29 [Ryan Zimmerman, March/April 2017]
Most RBI, March/April, Season	29 [Ryan Zimmerman, 2017]
Most RBI, May, Season	28 [Bryce Harper, 2015]
Most RBI, June, Season	28 [Ian Desmond, 2013]
Most RBI, July, Season	24 [Ryan Zimmerman, 2012 and Jayson Werth, 2014]
Most RBI, August, Season	28 [Ryan Zimmerman, 2015]
Most RBI, September/October, Season	26 [Ryan Zimmerman, 2012 and Wilson Ramos, 2013]
Most RBI, Pre All-Star Break	66 [Daniel Murphy, 2016]
Most RBI, Post All-Star Break	55 [Ryan Zimmerman, 2012]
Most RBI, Game	10 [Anthony Rendon, April 30, 2017 vs. NYM (W23-5)]
Most Consecutive Games with RBI	9 [Ryan Zimmerman, September 3-12, 2012]
Most RBI, Inning	4 [MANY TIMES; last: Michael A. Taylor, September 8, 2017 vs. PHI (3rd inn., W11-10)]
Most Multi-RBI Games, Career	223 [Ryan Zimmerman]
Most Multi-RBI Games, Season	32 [Adam LaRoche, 2012]

WALKS/STRIKEOUTS

Most Walks, Career	583 [Ryan Zimmerman]
Most Walks, Season	124 [Bryce Harper, 2015]
Most Walks, 9-inning Game	4 [MANY TIMES; last Bryce Harper, May 18, 2016 at NYM (W7-1)]
Most Walks, Game, Extra Innings	6 [Bryce Harper, May 8, 2016 at CHI (13 inn., L3-4)]
Most Intentional Walks, Career	54 [Bryce Harper]
Most Intentional Walks, Season	20 [Bryce Harper, 2016]
Most Intentional Walks, 9-inning Game	2 [MANY TIMES; last: Wilmer Difo, August 9, 2017 vs. MIA, (W10-1)]
Most Intentional Walks, Game, Extra Innings	3 [Bryce Harper, May 8, 2016 at CHI (13 inn., L3-4)]
Most Strikeouts, Career	1213 [Ryan Zimmerman]
Most Strikeouts, Season	199 [Adam Dunn, 2010]
Fewest Strikeouts, Season (Min. 502 Plate Appearances)	48 [Jose Vidro, 2006]
Most Strikeouts, Game	5 [Bryce Harper, June 16, 2012 vs. NYY (L3-5) and Michael A. Taylor, June 22 at LAD (L3-4)]



HISTORY AND RECORDS

STOLEN BASES

Most Stolen Bases, Career.....	122 [Ian Desmond]
Most Stolen Bases, Season.....	46 [Trea Turner, 2017]
Most Stolen Bases, Game.....	4 [Trea Turner, June 18 at NYM (L1-5) and June 27 vs. CHI (W6-1)]
Most Stolen Bases, Inning.....	2 [MANY TIMES; last: Michael A. Taylor, June 27 vs. CHI (4th inn., W6-1)]
Most Consecutive Stolen Bases Without Being Thrown Out.....	24 [Roger Bernadina, June 9, 2010-June 24, 2011]
Most Consecutive Games With At Least One Stolen Base.....	4 [Nook Logan, Aug. 4-7, 2007 and Ian Desmond, July 30-Aug. 3, 2013]
Most Times Caught Stealing, Career.....	37 [Ian Desmond]
Most Times Caught Stealing, Season.....	17 [Alfonso Soriano, 2006 and Nyjer Morgan, 2010]
Most Times Caught Stealing, Game.....	2 [MANY TIMES; last: Trea Turner, August 23, 2016 at BAL (L1-8)]

MISCELLANEOUS

Most Total Bases, Career.....	2828 [Ryan Zimmerman]
Most Total Bases, Season.....	362 [Alfonso Soriano, 2006]
Most Total Bases, Game.....	16 [Anthony Rendon, April 30, 2017 vs. NYM (W23-5)]
Most Times Hit By Pitch, Career.....	73 [Danny Espinosa]
Most Times Hit By Pitch, Season.....	20 [Danny Espinosa, 2016]
Most Times Hit By Pitch, Game.....	2 [MANY TIMES; last: Daniel Murphy, September 9, 2016 vs. PHI (L5-4)]
Most Sacrifice Flies, Career.....	63 [Ryan Zimmerman]
Most Sacrifice Flies, Season.....	10 [Bryce Harper, 2016]
Most Sacrifice Flies, Game.....	2 [MANY TIMES; last: Jayson Werth, April 28, 2015 at ATL (W13-12)]
Most Sacrifice Bunts, Career.....	50 [Livan Hernandez]
Most Sacrifice Bunts, Season.....	15 [Nyjer Morgan, 2010 and Livan Hernandez, 2011]
Most Sacrifice Bunts, Game.....	3 [Gio Gonzalez, May 2, 2015 at NYM (W1-0)]
Most GDP, Career.....	189 [Ryan Zimmerman]
Most GDP, Season.....	26 [Ryan Zimmerman, 2007]
Most GDP, 9-inning Game.....	3 [Ryan Zimmerman, June 21, 2011 vs. SEA (W6-5)]
Most GDP, Game, Extra Innings.....	2 [MANY TIMES; last: Ryan Zimmerman, June 23, 2017 vs. CIN (10 inn., W6-5)]
Most Pinch-Hit Appearances, Career.....	125 [Chad Tracy]
Most Pinch-Hit Appearances, Season.....	68 [Chad Tracy, 2013]
Most Pinch Hits, Career.....	23 [Chad Tracy]
Most Pinch Hits, Season.....	16 [Adam Lind, 2017]
Highest Pinch-Hit Batting Average, Career (50 Pinch-Hit AB Min.).....	289 [Steve Lombardozzi]
Highest Pinch-Hit Batting Average, Season (10 Pinch-Hit AB Minimum).....	417 [Alberto Gonzalez, 2009]
Most Pinch-Hit Home Runs, Career.....	4 [Adam Lind]
Most Pinch-Hit Home Runs, Season.....	4 [Adam Lind, 2017]
Most Pinch-Hit RBI, Career.....	16 [Chad Tracy]
Most Pinch-Hit RBI, Season.....	13 [Adam Lind, 2017]
Most Hits By A Pitcher, Career.....	54 [Jordan Zimmermann]
Most Hits By A Pitcher, Season.....	20 [Livan Hernandez, 2005]
Most Home Runs By A Pitcher, Career.....	4 [Livan Hernandez]
Most Home Runs By A Pitcher, Season.....	2 [Stephen Strasburg, 2017]
Most Hits By A Pitcher, Game.....	3 [MANY TIMES; last: Stephen Strasburg, August 1, 2016 at ARI (W14-1)]
Most RBI By A Pitcher, Game.....	4 [Max Scherzer, October 2, 2016 vs. MIA (W10-7)]

ROOKIES

Highest Batting Average, Season (Min. 300 At-Bats).....	.342 [Trea Turner, 2016]
Highest On-Base Percentage, Season (Min. 300 At-Bats).....	.370 [Trea Turner, 2016]
Highest Slugging Percentage, Season (Min. 300 At-Bats).....	.567 [Trea Turner, 2016]
Most Games, Season.....	158 [Danny Espinosa, 2011]
Most At-Bats, Season.....	614 [Ryan Zimmerman, 2006]
Most Runs, Season.....	98 [Bryce Harper, 2012]
Most Hits, Season.....	176 [Ryan Zimmerman, 2006]

Most Home Runs, Season	22 [Bryce Harper, 2012]
Most RBI, Season	110 [Ryan Zimmerman, 2006]
Most Stolen Bases, Season.....	33 [Trea Turner, 2016]
Longest Consecutive-Game Hitting Streak	17 [Ryan Zimmerman, June 28-July 18, 2006]

CATEGORY	INDIVIDUAL PITCHING	RECORD
----------	---------------------	--------

GAMES

Most Appearances, Career.....	414 [Tyler Clippard]
Most Appearances, Season.....	88 [Jon Rauch, 2007]

GAMES STARTED

Most Starts, Career	186 [Gio Gonzalez]
Most Starts, Season	35 [Livan Hernandez, 2005]

INNINGS

Most Innings Pitched, Career	1107.2 [Gio Gonzalez]
Most Innings Pitched, Season, Starter.....	246.1 [Livan Hernandez, 2005]
Most Innings Pitched, Season, Reliever.....	93.0 [Saul Rivera, 2007]
Most Innings Pitched, Game, Starter.....	9.0 [MANY TIMES; last: Stephen Strasburg, August 30, 2017 vs. MIA (W4-0)]
Most Innings Pitched, Game, Reliever.....	6.0 [Ross Ohlendorf, July 21, 2013 vs. LAD (L2-9)]

WINS

Most Wins, Career	84 [Stephen Strasburg]
Most Wins, Season	21 [Gio Gonzalez, 2012]
Most Wins, Season, Home.....	12 [Jordan Zimmermann, 2013]
Most Wins, Season, Road	12 [Gio Gonzalez, 2012 and Max Scherzer, 2016]

Highest Winning Percentage, Career (Min. 30 Decisions).....	.667 [Max Scherzer, 50-25, 2015-17]
Highest Winning Percentage, Season (Min. 15 Decisions).....	.789 [Stephen Strasburg, 15-4, 2017]

Most Wins, Pre All-Star Break.....	12 [Livan Hernandez, 2005, Gio Gonzalez, 2012, Jordan Zimmermann, 2013 & Stephen Strasburg, 2016]
Most Wins, Post All-Star Break.....	10 [Max Scherzer, 2016]

Most Relief Wins, Career	33 [Tyler Clippard]
Most Relief Wins, Season	11 [Tyler Clippard, 2010]

Most Consecutive Wins, Starter [when rec. the decision]	16 [Stephen Strasburg, September 15, 2015-July 15, 2016]
Most Consecutive Wins, Reliever	8 [Tyler Clippard, September 9, 2009-May 9, 2010]

LOSSES

Most Losses, Career	54 [Gio Gonzalez]
Most Losses, Season	16 [Ramon Ortiz, 2006]

Most Relief Losses, Career	23 [Tyler Clippard]
Most Relief Losses, Season	8 [Luis Ayala, 2008 and Tyler Clippard, 2010]

Most Consecutive Losses, Starter.....	8 [Dan Haren, May 14-July 22, 2013]
Most Consecutive Losses, Reliever	8 [Sean Burnett, August 18, 2009-August 18, 2010]

ERA

Lowest ERA, Career (Min. 500 IP).....	2.76 [Max Scherzer]
Lowest ERA, Season (among those qualified).....	2.41 [Doug Fister, 2014]

COMPLETE GAMES

Most Complete Games, Career	8 [Jordan Zimmermann]
Most Complete Games, Season	4 [Jordan Zimmermann, 2013 and Max Scherzer, 2015]
Most Consecutive Complete Games.....	2 [Jordan Zimmermann, June 8-13, 2014]

SHUTOUTS

Most Shutouts, Career.....	4 [Jordan Zimmermann]
Most Shutouts, Season	3 [Max Scherzer, 2015]
Most Consecutive Shutouts	2 [Max Scherzer, June 14-20, 2015]

NATIONALS PARK
COMMUNITY RELATIONS
FOUNDATION
YOUTH BASEBALL ACADEMY
FRONT OFFICE OWNERSHIP
MANAGER | COACHING STAFF
PLAYERS
IN REVIEW
2017
HISTORY AND RECORDS
SCOUTING | RESEARCH | PLAYER DEV.

MEDIA



HISTORY AND RECORDS

NO-HITTERS

Most No-Hitters, Career..... 2 [Max Scherzer, June 20, 2015 vs. PIT and October 3, 2015 at NYM]

PERFECT GAME

Most Perfect Games, Career..... None

CONSECUTIVE SCORELESS INNINGS

Most Consecutive Scoreless Innings..... 35.0 [Stephen Strasburg, August 19-September 17, 2017]

Most Consecutive Scoreless Innings, Starter..... 35.0 [Stephen Strasburg, August 19-September 17, 2017]

Most Consecutive Scoreless Innings, Reliever..... 22.2 [Sean Burnett, Aug. 26, 2010-April 12, 2011]

HITS ALLOWED

Most Hits Allowed, Career..... 1047 [Jordan Zimmermann]

Most Hits Allowed, Season..... 268 [Livan Hernandez, 2005]

Most Hits Allowed, Game..... 12 [MANY TIMES; last: Tanner Roark, June 28, 2015 at PHI (L5-8)]

RUNS ALLOWED

Most Runs Allowed, Career..... 460 [Gio Gonzalez]

Most Runs Allowed, Season..... 127 [Ramon Ortiz, 2006]

Most Runs Allowed, Game..... 10 [MANY TIMES; last: Jeremy Guthrie, April 8, 2017 at PHI (L3-17)]

EARNED RUNS ALLOWED

Most Earned Runs Allowed, Career..... 430 [Gio Gonzalez]

Most Earned Runs Allowed, Season..... 118 [Ramon Ortiz, 2006]

Most Earned Runs Allowed, Game..... 10 [MANY TIMES; last: Jeremy Guthrie, April 8, 2017 at PHI (L3-17)]

HOME RUNS ALLOWED

Most Home Runs Allowed, Career..... 104 [Jordan Zimmermann]

Most Home Runs Allowed, Season..... 31 [Ramon Ortiz, 2006 and Max Scherzer, 2016]

Most Home Runs Allowed, Game..... 4 [MANY TIMES; last: Max Scherzer, May 6, 2016 at CHI (L6-8)]

Most Home Runs Allowed, Inning..... 3 [MANY TIMES; last: Max Scherzer, July 21, 2017 at ARI (1st inn., L5-6)]

HIT BATSMEN

Most Hit Batsmen, Career..... 42 [Jordan Zimmermann]

Most Hit Batsmen, Season..... 18 [Ramon Ortiz, 2006]

Most Hit Batsmen, Game..... 4 [Livan Hernandez, July 20, 2005 vs. COL (L3-2)]

WALKS

Most Walks, Career..... 415 [Gio Gonzalez]

Most Walks, Season..... 84 [Livan Hernandez, 2005]

Fewest Walks, Season (Min. 162 Innings)..... 24 [Doug Fister, 2014]

Most Walks, Game..... 7 [MANY TIMES; last: Gio Gonzalez, May 3, 2017 vs. ARI (W2-1)]

STRIKEOUTS

Most Strikeouts, Career..... 1288 [Stephen Strasburg]

Most Strikeouts, Career, Left-Handed Pitcher..... 1089 [Gio Gonzalez]

Most Strikeouts, Career, Right-Handed Pitcher..... 1288 [Stephen Strasburg]

Most Strikeouts, Career, Starter..... 1288 [Stephen Strasburg]

Most Strikeouts, Career, Reliever..... 522 [Tyler Clippard]

Most Strikeouts, Season..... 284 [Max Scherzer, 2016]

Most Strikeouts, Season, Left-Handed Pitcher..... 207 [Gio Gonzalez, 2012]

Most Strikeouts, Season, Right-Handed Pitcher..... 284 [Max Scherzer, 2016]

Most Strikeouts, Season, Starter..... 284 [Max Scherzer, 2016]

Most Strikeouts, Season, Reliever..... 112 [Tyler Clippard, 2010]

Most Strikeouts, Game..... 20 [Max Scherzer, May 11, 2016 vs. DET (W3-2)]

Most Strikeouts, Game, Left-Handed Pitcher..... 12 [Gio Gonzalez, Sept. 25, 2014 vs. NYM (G2, W3-0) and Sept. 16, 2015 at PHI (W12-2)]

Most Strikeouts, Game, Right-Handed Pitcher..... 20 [Max Scherzer, May 11, 2016 vs. DET (W3-2)]

Most Strikeouts, Game, Starter..... 20 [Max Scherzer, May 11, 2016 vs. DET (W3-2)]

Most Strikeouts, Game, Reliever..... 7 [MANY TIMES; last: A.J. Cole, May 23 vs. PHI (L1-8)]

Most Strikeouts, Inning..... 4 [Jon Rauch, April 26, 2006 vs. CIN, 8th inn., L0-5)]

Most Consecutive Strikeouts..... 9 [Max Scherzer, October 3, 2015 at NYM (W2-0)]

MOST STRIKEOUTS RECORDED IN A SINGLE GAME BY NATIONALS STARTING PITCHERS AND RELIEVERS (2005-17)

STARTING PITCHERS (MOST K'S SINGLE GAME)

STARTING PITCHER	DATE	K'S	INNINGS	STARTING PITCHER	DATE	K'S	INNINGS
Max Scherzer	5/11/16 vs. DET	20	9.0	Esteban Loaiza	9/4/05 vs. PHI	11	8.0
Max Scherzer	10/3/15 at NYM	17	9.0	Max Scherzer	9/24/17 at NYM	10	6.0
Max Scherzer	6/14/15 at MIL	16	9.0	Stephen Strasburg	9/10/17 vs. PHI	10	8.0
Stephen Strasburg	5/27/17 vs. SDP	15	7.0	Tanner Roark	9/1/17 at MIL	10	7.0
Tanner Roark	4/23/16 vs. MIN	15	7.0	Max Scherzer	8/28/17 vs. MIA	10	7.0
Max Scherzer	6/6/17 at LAD	14	7.0	Max Scherzer	8/13/17 vs. SFG	10	7.0
Stephen Strasburg	9/15/15 at PHI	14	8.0	Max Scherzer	7/15/17 at CIN	10	6.0
Stephen Strasburg	6/8/10 vs. PIT	14	7.0	Max Scherzer	7/7/17 vs. ATL	10	7.2
Stephen Strasburg	6/28/17 vs. CHI	13	7.0	Max Scherzer	6/16/17 at NYM	10	8.0
Max Scherzer	5/26/17 vs. SDP	13	8.2	Stephen Strasburg	6/12/17 vs. ATL	10	5.0
Stephen Strasburg	9/26/15 at PHI	13	7.1	Max Scherzer	6/11/17 vs. TEX	10	7.1
Max Scherzer	5/27/15 at CHI	13	7.0	Stephen Strasburg	4/20/17 at ATL	10	7.0
Stephen Strasburg	5/10/12 at PIT	13	6.0	Max Scherzer	4/12/17 vs. STL	10	6.0
Stephen Strasburg	6/8/12 at BOS	13	6.0	Max Scherzer	9/27/16 vs. ARI	10	6.0
John Patterson	4/15/06 at FLA	13	8.0	Max Scherzer	8/25/16 vs. BAL	10	8.0
John Patterson	8/4/05 vs. LAD	13	9.0	Max Scherzer	8/9/16 vs. CLE	10	7.0
Max Scherzer	7/2/17 at STL	12	7.0	Max Scherzer	7/23/16 vs. SDP	10	7.0
Joe Ross	6/8/17 vs. ATL	12	7.1	Stephen Strasburg	7/21/16 vs. LAD	10	6.0
Max Scherzer	9/23/15 vs. BAL	12	6.2	Max Scherzer	6/29/16 vs. NYM	10	7.1
Gio Gonzalez	9/16/15 at Phi	12	7.0	Max Scherzer	6/24/16 at MIL	10	6.0
Stephen Strasburg	8/8/15 vs. COL	12	7.0	Max Scherzer	6/18/16 at SDP	10	6.0
Gio Gonzalez	9/25/14 vs. NYM	12	7.0	Stephen Strasburg	6/10/16 vs. PHI	10	7.0
Jordan Zimmermann	6/8/14 at SDP	12	9.0	Gio Gonzalez	6/9/16 at CWS	10	7.0
Stephen Strasburg	4/10/14 vs. MIA	12	6.2	Stephen Strasburg	6/4/16 at CIN	10	5.1
Stephen Strasburg	7/24/13 vs. PIT	12	8.0	Stephen Strasburg	5/19/16 at NYM	10	6.0
Tanner Roark	7/22/17 at ARI	11	7.0	Max Scherzer	5/17/16 at NYM	10	6.1
Stephen Strasburg	7/17/17 at CIN	11	7.0	Stephen Strasburg	4/24/16 vs. MIN	10	7.1
Max Scherzer	6/21/17 at MIA	11	8.0	Stephen Strasburg	4/19/16 at MIA	10	8.0
Max Scherzer	5/31/17 at SFG	11	9.0	Max Scherzer	9/28/15 vs. CIN	10	8.0
Stephen Strasburg	5/21/17 vs. ATL	11	7.2	Stephen Strasburg	9/20/15 at MIA	10	7.0
Max Scherzer	5/9/17 at BAL	11	8.0	Gio Gonzalez	9/5/15 vs. ATL	10	6.0
Max Scherzer	5/4/17 vs. ARI	11	7.0	Max Scherzer	9/2/15 at STL	10	6.0
Max Scherzer	8/30/16 at PHI	11	8.0	Max Scherzer	8/9/15 at COL	10	6.0
Reynaldo Lopez	8/18/16 at ATL	11	7.0	Max Scherzer	6/20/15 at PIT	10	9.0
Max Scherzer	8/3/16 at ARI	11	8.0	Max Scherzer	5/6/15 vs. MIA	10	7.0
Max Scherzer	6/13/16 vs. CHI	11	7.0	Max Scherzer	5/1/15 at NYM	10	7.0
Max Scherzer	6/1/16 at PHI	11	8.0	Jordan Zimmermann	9/28/14 vs. MIA	10	9.0
Stephen Strasburg	5/24/16 vs. NYM	11	6.2	Stephen Strasburg	8/3/14 vs. PHI	10	7.0
Stephen Strasburg	5/9/16 vs. DET	11	7.0	Stephen Strasburg	3/31/14 at NYM	10	6.0
Joe Ross	6/19/15 vs. PIT	11	7.1	Stephen Strasburg	9/2/13 at PHI	10	6.0
Max Scherzer	5/16/15 at SDP	11	7.0	Stephen Strasburg	8/11/13 vs. PHI	10	9.0
Tanner Roark	6/6/14 at SDP	11	8.0	Dan Haren	5/25/13 vs. PHI	10	6.0
Stephen Strasburg	6/4/14 vs. PHI	11	7.0	Edwin Jackson	8/30/12 vs. STL	10	8.0
Stephen Strasburg	4/25/14 vs. SDP	11	7.0	Stephen Strasburg	8/21/12 at TBR	10	6.0
Gio Gonzalez	6/19/13 at PHI	11	7.0	Gio Gonzalez	8/3/12 vs. MIA	10	8.0
Gio Gonzalez	7/20/13 vs. LAD	11	6.0	Stephen Strasburg	6/20/12 vs. ATL	10	7.0
Gio Gonzalez	7/25/13 vs. PIT	11	5.2	Gio Gonzalez	5/27/12 at ATL	10	7.0
Edwin Jackson	8/18/12 vs. NYM	11	7.0	Gio Gonzalez	5/16/12 at PIT	10	7.0
Jordan Zimmermann	8/9/12 at HOU	11	6.0	Stephen Strasburg	9/28/11 vs. FLA	10	6.0
Stephen Strasburg	7/25/12 at NYM	11	7.0	Jordan Zimmermann	6/12/11 at SDP	10	7.0
Jordan Zimmermann	5/12/11 at ATL	11	6.1	Stephen Strasburg	6/18/10 vs. CWS	10	7.0
Odalis Perez	9/21/08 vs. SDP	11	6.0	Tim Redding	4/18/08 at FLA	10	6.0
John Lannan	4/17/08 at NYM	11	6.0	Jason Bergmann	5/14/07 vs. ATL	10	8.0
Esteban Loaiza	4/27/05 vs. PHI	11	8.0	John Patterson	7/24/05 vs. HOU	10	8.0

RELIEF PITCHERS - (MOST K'S IN SINGLE GAME)

RELIEF PITCHER	DATE / SITE	K'S	INNINGS	RELIEF PITCHER	DATE / SITE	K'S	INNINGS
A.J. Cole	5/23/15 vs. PHI	7	4.1	Rafael Martin	4/15/15 at BOS	6	2.0
Miguel Batista	7/4/10 vs. NYM	7	3.0	Jerry Blevins	9/25/14 vs. NYM	5	2.0
Tyler Clippard	7/25/09 vs. SDP	7	4.0	Jerry Blevins	8/10/14 at ATL	5	2.0
Tyler Clippard	4/10/10 at NYM	7	3.0	Tanner Roark	8/31/2013 vs. NYM	5	3.1
Reynaldo Lopez	9/24/16 at PIT	6	5.1	Craig Stammen	8/17/2013 at ATL	5	3.0
Sammy Solis	6/5/16 at CIN	6	3.0	Craig Stammen	4/20/2013 at NYM	5	2.0
Yusmeiro Petit	4/24/16 vs. MIN	6	4.2	Collin Balester	9/17/11 vs. FLA	5	3.0
Blake Treinen	5/14/15 at SDP	6	4.0	Collin Balester	7/3/11 vs. PIT	5	4.0
Tanner Roark	8/17/213 at ATL	6	4.0	Todd Coffey	5/5/11 at PHI	5	2.0
Ross Ohlendorf	7/21/13 vs. LAD	6	6.0	Collin Balester	8/5/10 at ARI	5	2.0
Craig Stammen	10/1/12 vs. PHI	6	2.0	Tyler Walker	4/20/10 vs. COL	5	3.0
Tyler Clippard	6/5/11 at ARI	6	2.1	Tyler Clippard	7/20/09 vs. NYM	5	3.0
Tyler Clippard	5/6/11 at MIL	6	2.0	Chris Schroder	8/25/07 at COL	5	3.0
Chris Schroder	9/17/06 vs. MIL	6	2.0	Chris Schroder	8/19/06 at PHI	5	2.0

SINGLE-GAME STRIKEOUTS

NATIONALS PARK
 COMMUNITY RELATIONS
 FOUNDATION
 DREAM FOUNDATION
 YOUTH BASEBALL ACADEMY
 FRONT OFFICE OWNERSHIP
 COACHING STAFF
 MANAGER
 PLAYERS
 IN REVIEW
 2017
 HISTORY AND RECORDS
 SCOUTING | RESEARCH | PLAYER DEV.
 MEDIA



HISTORY AND RECORDS

WILD PITCHES

Most Wild Pitches, Career.....	34 [Gio Gonzalez]
Most Wild Pitches, Season.....	14 [Henry Rodriguez, 2011]
Most Wild Pitches, Game.....	4 [Daniel Cabrera, April 30, 2009 vs. STL (L4-9)]

SAVES

Most Saves, Career.....	113 [Chad Cordero]
Most Saves, Season.....	47 [Chad Cordero, 2005]
Most Saves, Pre All-Star Break.....	31 [Chad Cordero, 2005]
Most Saves, Post All-Star Break.....	22 [Chad Cordero, 2007]

Most Consecutive Appearances Earning a Save.....	15 [Chad Cordero, June 5-July 2, 2005]
Most Consecutive Team Games Earning a Save.....	4 [Mike MacDougal, August 2-5, 2009 and Drew Storen, June 10-14, 2011]
Most Consecutive Successfully Converted Save Opportunities.....	26 [Chad Cordero, April 26-July 2, 2005]

THE SAVE-IORS

TOP SAVE SEASONS IN NATIONALS HISTORY (2005-17)

RK	RELIEVER	SEASON	G	INN.	SV	SvOp	SV%	BS	HOLDS	ERA	BAA
1.	Chad Cordero	2005	74	74.1	47	54	87.0	7	0	1.82	.198
T2.	Rafael Soriano	2013	68	66.2	43	49	87.8	6	0	3.11	.251
T2.	Drew Storen	2011	73	75.1	43	48	89.6	5	3	2.75	.204
4.	Chad Cordero	2007	76	75.0	37	46	80.4	9	1	3.36	.260
T5.	Tyler Clippard	2012	74	72.2	32	37	86.5	5	13	3.72	.204
T5.	Rafael Soriano	2014	64	82.1	32	39	82.1	7	0	3.19	.223
T7.	Chad Cordero	2006	68	73.1	29	33	87.9	4	0	3.19	.215
T7.	Drew Storen	2015	58	55.0	29	34	85.3	5	5	3.44	.220
9.	Matt Capps	2010	47	46.0	26	30	86.7	4	0	2.74	.274
10.	Sean Doolittle	2017	30	30.0	21	22	95.5	1	1	2.40	.204

BALKS

Most Balks, Career.....	3 [Tony Armas Jr., Livan Hernandez, Yunesky Maya, Ramon Ortiz, Henry Rodriguez, Stephen Strasburg]
Most Balks, Season.....	3 [Ramon Ortiz, 2006, Yunesky Maya, 2010 and Stephen Strasburg, 2013]
Most Balks, Game.....	2 [MANY TIMES; last: Stephen Strasburg, September 8, 2013 at MIA (W6-4)]

ROOKIES

Most Games.....	79 [Gary Majewski, 2005]
Most Starts.....	31 [Matt Chico, 2007 and John Lannan, 2008]
Most Innings Pitched.....	182.0 [John Lannan, 2008]
Most Wins.....	9 [John Lannan, 2008]
Lowest ERA (Minimum 100.0 Innings).....	3.91 [John Lannan, 2008]
Most Complete Games.....	1 [Ross Detwiler, Shairon Martis, Craig Stammen, 2009]
Most Shutouts.....	None
Most Saves.....	5 [Drew Storen, 2010]
Most Strikeouts.....	117 [John Lannan, 2008]

CATEGORY

INDIVIDUAL FIELDING

RECORD

FIELDING PERCENTAGE

Highest Fielding Percentage, Career (Minimum 250 games)	
1B.....	.994 [Adam LaRoche]
2B.....	.989 [Danny Espinosa]
3B.....	.969 [Anthony Rendon]
SS.....	.968 [Cristian Guzman]
OF.....	.995 [Denard Span]
C.....	.994 [Wilson Ramos]
P.....	.987 [Sean Burnett]

Highest Fielding Percentage, Season (Among those who qualified)	
1B.....	.996 [Nick Johnson, 2005 and Ryan Zimmerman, 2016]
2B.....	.989 [Ronnie Belliard, 2007 and Danny Espinosa, 2012]
3B.....	.979 [Anthony Rendon, 2017]
SS.....	.973 [Cristian Guzman, 2005]
OF.....	1.000 [Denard Span, 2013]
C.....	.997 [Wilson Ramos, 2016]
P.....	1.000 [MANY TIMES; last: Gio Gonzalez, 2015]

PUTOUTS

Most Putouts, Career

1B	3904 [Adam LaRoche]
2B	943 [Danny Espinosa]
3B	853 [Ryan Zimmerman]
SS	1318 [Ian Desmond]
OF	1420 [Jayson Werth]
C	4308 [Wilson Ramos]
P	79 [Jordan Zimmermann]

Most Putouts, Season

1B	1260 [Adam LaRoche, 2012]
2B	305 [Danny Espinosa, 2011]
3B	152 [Ryan Zimmerman, 2006]
SS	234 [Ian Desmond, 2013]
OF	380 [Austin Kearns, 2007]
C	1094 [Wilson Ramos, 2016]
P	18 [Jordan Zimmermann, 2011]

ASSISTS

Most Assists, Career

1B	301 [Adam LaRoche]
2B	1457 [Danny Espinosa]
3B	2181 [Ryan Zimmerman]
SS	2447 [Ian Desmond]
OF	52 [Bryce Harper]
C	305 [Wilson Ramos]
P	147 [Livan Hernandez]

Most Assists, Season

1B	100 [Adam LaRoche, 2012]
2B	464 [Danny Espinosa, 2011]
3B	348 [Ryan Zimmerman, 2007]
SS	446 [Ian Desmond, 2013]
OF	22 [Alfonso Soriano, 2006]
C	77 [Wilson Ramos, 2015]
P	45 [Livan Hernandez, 2005]

ERRORS

Most Errors, Career

1B	27 [Nick Johnson]
2B	27 [Danny Espinosa]
3B	137 [Ryan Zimmerman]
SS	147 [Ian Desmond]
OF	28 [Bryce Harper]
C	28 [Wilson Ramos]
P	10 [Jordan Zimmermann]

Most Errors, Season

1B	15 [Nick Johnson, 2006]
2B	14 [Danny Espinosa, 2011]
3B	23 [Ryan Zimmerman, 2007]
SS	34 [Ian Desmond, 2010]
OF	11 [Alfonso Soriano, 2006]
C	8 [Wilson Ramos, 2013 and Matt Wieters, 2017]
P	4 [Craig Stammen, 2010, Ross Ohlendorf, 2013 and Stephen Strasburg, 2014]

Most Errors, Game

1B	3 [Michael Morse, July 15, 2011 at ATL (L1-11)]
2B	2 [MANY TIMES; last Daniel Murphy, May 18, 2017 at PIT (L4-10)]
3B	3 [Damian Jackson, August 20, 2006 at PHI (L10-12) and Ryan Zimmerman, September 7, 2007 at ATL (L1-7)]
SS	3 [Ian Desmond, June 2, 2010 at HOU (L1-5)]
OF	2 [MANY TIMES; last Justin Maxwell, October 1, 2010 at FLA (L1-2)]
C	2 [MANY TIMES; last: Wilson Ramos, July 19, 2014 vs. MIL (W8-3)]
P	2 [MANY TIMES; last: Doug Fister, April 27, 2015 at ATL (L4-8)]



HISTORY AND RECORDS

LIST OF MOST-RECENT TRADES INVOLVING EACH OF THE OTHER 29 BALLCLUBS (AS OF 2/12/18)

LAST TRADE LIST

DIVISION / TEAM	DATE	NATIONALS RECEIVED	NATIONALS DEALT
NL East			
ATL	3/27/2016	1B Nate Freiman	INF/OF Tyler Moore
MIA	7/31/2009	LHP Aaron Thompson	1B Nick Johnson
NYM	2/12/2018	INF/OF Matt Reynolds	Cash Considerations
PHI	7/28/2017	INF/OF Howie Kendrick	LHP McKenzie Mills
NL Central			
CHI	8/18/2013	OF David DeJesus	PTBN or Cash Considerations (Cash)
CIN	7/26/2011	OF Jonny Gomes	OF Bill Rhinehart, LHP Chris Manno
MIL	7/30/2011	OF Erik Komatsu	INF/OF Jerry Hairston Jr.
PIT	9/26/2016	C Taylor Gushue	INF Christopher Bostick
STL	5/22/2010	Player To Be Named or Cash Considerations (Cash)	OF Andrew Brown
NL West			
ARI	7/30/2011	INF Zachary Walters	RHP Jason Marquis
COL	7/31/2009	RHP Ryan Mattheus, RHP Robinson Fabian	LHP Joe Beimel
LAD	6/1/2015	RHP P.J. Walters	Cash Considerations
SDP	12/2/2016	C Derek Norris	RHP Pedro Avila
SFG	7/28/2006	RHP Shairon Martis	LHP Mike Stanton
AL East			
BAL	10/3/2001*	Conditional Deal	OF Tim Raines
BOS	3/30/2015	Cash Considerations	C Sandy Leon
NYN	6/11/2015	RHP David Carpenter	INF Tony Renda
TBR	2/7/2017	LHP Enny Romero	RHP Jeffrey Rosa
TOR	1/9/2010	OF Ben Revere	RHP Drew Storen and Cash Considerations
AL Central			
CLE	7/31/2014	INF Asdrubal Cabrera, Cash Considerations	INF Zach Walters
CWS	5/26/2017	OF Ryan Raburn	PTBN or Cash Considerations (Cash)
DET	12/2/2013	RHP Doug Fister	INF Steve Lombardozzi, LHP Ian Krol, LHP Robbie Ray
KCR	3/13/2014	3B Brandon Laird	Player To Be Named or Cash Considerations (Cash)
MIN	7/21/2017	RHP Brandon Kintzler	LHP Tyler Watson
AL West			
HOU	3/26/2007	INF Wade Robinson	C Danny Ardoin
LAA	12/10/2016	RHP Austin Adams, RHP Kyle McGowin	INF Danny Espinosa
OAK	7/16/2017	LHP Sean Doolittle, RHP Ryan Madson	RHP Blake Treinen, LHP Jesus Luzardo, INF Sheldon Neuse
SEA	1/16/2013	RHP A.J. Cole, LHP Ian Krol, RHP Blake Treinen (from OAK)	OF Michael Morse
TEX	12/12/2014	INF Chris Bostick, RHP Abel De Los Santos	LHP Ross Detwiler

* Expos Trade

CHRONOLOGICAL LIST OF NATIONALS EJECTIONS (2005-17)

PRESS EJECT

DATE	NATIONAL EJECTED	SITE / OPPONENT	DATE	NATIONAL EJECTED	SITE / OPPONENT	DATE	NATIONAL EJECTED	SITE / OPPONENT
April 30, 2005	Robinson, Frank	vs. NYM	May 22, 2010	Radison, Dan	vs. BAL	July 13, 2013	Bryce Harper	at MIA
May 17, 2005	Robinson, Frank	vs. MIL	June 4, 2010	Desmond, Ian	vs. CIN	July 21, 2013	Jayson Werth	vs. LAD
June 4, 2005	Byrd, Marlon	vs. FLA	June 5, 2010	Batista, Miguel	vs. CIN	July 25, 2013	Davey Johnson	vs. PIT
July 16, 2005	Guzman, Cristian	at MIL	June 5, 2010	Riggleman, Jim	vs. CIN	Aug. 16, 2013	Stephen Strasburg	at ATL
July 18, 2005	Vidro, Jose	vs. COL	June 19, 2010	Riggleman, Jim	vs. CWS	Aug. 16, 2013	Davey Johnson	at ATL
Sep. 13, 2005	Robinson, Frank	at NYM	July 18, 2010	Harris, Willie	at FLA	Aug. 16, 2013	Scott Hairston	at ATL
Sep. 14, 2005	Guillen, Jose	at NYM	Aug. 17, 2010	Rodriguez, Ivan	at ATL	Sep. 19, 2013	Randy Knorr	vs. MIA
April 6, 2006	Robinson, Frank	at NYM	Aug. 18, 2010	Riggleman, Jim	at ATL	June 23, 2014	Matt Williams	at MIL
April 6, 2006	Rodriguez, Felix	at NYM	Aug. 18, 2010	Zimmerman, Ryan	at ATL	Oct. 4, 2014	Matt Williams	vs. SFG
April 29, 2006	Jackson, Damian	at STL	Aug. 28, 2010	Radison, Dan	vs. STL	Oct. 4, 2014	Asdrubal Cabrera	vs. SFG
May 13, 2006	Robinson, Frank	at ATL	Aug. 28, 2010	Olsen, Scott	vs. STL	May 13, 2015	Matt Williams	at ARI
May 17, 2006	Fick, Robert	at CHI	Sep. 1, 2010	Morgan, Nyjer	at FLA	May 13, 2015	Bryce Harper	at ARI
June 15, 2006	Fick, Robert	vs. COL	Sep. 1, 2010	Staten, Doug	at FLA	May 20, 2015	Bryce Harper	vs. NYN
Aug. 19, 2006	Ortiz, Ramon	at PHI	Sep. 1, 2010	Riggleman, Jim	at FLA	May 20, 2015	Matt Williams	vs. NYN
April 7, 2007	Fick, Robert	vs. ARI	Sep. 28, 2010	Riggleman, Jim	vs. PHI	May 30, 2015	Yunel Escobar	at NYM
May 23, 2007	King, Ray	at CIN	April 6, 2011	Cofey, Todd	at FLA	July 31, 2015	Bryce Harper	at CIN
July 2, 2007	Fick, Robert	vs. CHI	May 4, 2011	Riggleman, Jim	at PHI	Aug. 15, 2015	Steve McCatty	at SFG
July 19, 2007	Young, Dmitri	vs. COL	May 22, 2011	Riggleman, Jim	at BAL	Sep. 23, 2015	Jonathan Papelbon	vs. BAL
July 26, 2007	Acta, Manny	at PHI	May 27, 2011	Hairston Jr., Jerry	vs. SDP	May 9, 2016	Bryce Harper	vs. DET
July 26, 2007	Lanman, John	at PHI	June 5, 2011	Marquis, Jason	at ARI	May 15, 2016	Rick Schu	vs. MIA
Sep. 8, 2007	Corrales, Pat	at ATL	June 6, 2011	Riggleman, Jim	at ARI	June 15, 2016	Anthony Rendon	vs. CHI
May 17, 2008	Flores, Jesus	at BAL	June 24, 2011	Hairston Jr., Jerry	at CWS	Aug. 27, 2016	Bryce Harper	vs. COL
July 8, 2008	Perer, Odalis	vs. ARI	June 25, 2011	Riggleman, Jim	at CWS	Sep. 25, 2016	A.J. Cole	at PIT
April 17, 2009	Acta, Manny	vs. ARI	Aug. 26, 2011	Corrales, Pat	at CIN	May 9, 2017	Daniel Murphy	vs. BAL
July 30, 2009	Riggleman, Jim	at MIL	Aug. 27, 2011	Johnson, Davey	at CIN	May 29, 2017	Bryce Harper	at SFG
Aug. 11, 2009	Eckstein, Rick	at ATL	Aug. 29, 2012	Harper, Bryce	at MIA	June 29, 2017	Dusty Baker	vs. CHI
Aug. 22, 2009	Riggleman, Jim	vs. MIL	Sep. 8, 2012	Gonzalez, Gio	vs. MIA	July 26, 2017	Bryce Harper	at MIL
April 12, 2010	Riggleman, Jim	at PHI	Sep. 15, 2012	Johnson, Davey	at ATL	Aug. 5, 2017	Matt Wieters	at CHI
April 16, 2010	Dunn, Adam	vs. MIL	May 5, 2013	Bryce Harper	at PIT			
May 17, 2010	Eckstein, Rick	at STL	May 12, 2013	Kurt Suzuki	vs. CHI			

RING OF HONOR AT NATIONALS PARK

On August 10, 2010, the Washington Nationals unveiled their Ring of Honor at Nationals Park, honoring baseball Hall of Famers with distinct ties to Washington's baseball heritage. The display, located directly behind home plate and extending to the right field facade, features Hall of Famers and those with distinguished histories with the Washington Nationals, Washington Senators, Homestead Grays and Montreal Expos.

The Nationals, in conjunction with the National Baseball Hall of Fame and Museum in Cooperstown, NY, initially developed the following criteria to honor Hall of Famers: The player had to be elected to the National Baseball Hall of Fame, the player had to have played or managed with the Washington Nationals, Washington Senators, Homestead Grays or Montreal Expos, the player had to have played significant years with those teams. In 2016, the criteria was adjusted to honor others who have made significant contributions to the game of baseball in Washington, D.C.

James "Cool Papa" Bell
 Grays Center Fielder (1932, 1943-46)

Ray Brown
 Grays Pitcher (1932-45, 1947-48)

Gary Carter
 Expos Catcher (1974-84, 1992)

Joe Cronin
 Senators Shortstop (1928-34)

Andre Dawson
 Expos Center Fielder (1976-86)

Rick Ferrell
 Senators Catcher (1937-41, 1944-45, 1947)

Josh Gibson
 Grays Catcher (1937-46)

Goose Goslin
 Senators Left Fielder (1921-30, 1933, 1938)

Clark Griffith
 Senators Pitcher, Manager & Owner (1912-49)

Bucky Harris
 Senators Second Baseman & Manager (1919-28, 1935-42, 1950-54)

Frank Howard
 Senators Outfielder/First Baseman (1965-71)

Walter Johnson
 Senators Pitcher (1907-27)

Harmon Killebrew
 Senators First Baseman (1954-60)

Buck Leonard
 Grays First Baseman (1934-50)

Heinie Manush
 Senators Left Fielder (1930-35)

Cumberland Posey
 Grays Outfielder, Manager & Owner (1911-46)

Tim Lincecum
 Expos Outfielder (1979-90, 2001)

Sam Rice
 Senators Right Fielder (1915-33)

Frank Robinson
 Expos/Nationals Manager (2002-06)

Ivan "Pudge" Rodriguez
 Nationals Catcher (2010-11)

Jud Wilson
 Grays Third Baseman (1931-32, 1940-45)

Early Wynn
 Senators Pitcher (1939-44, 1946-48)



HISTORY AND RECORDS

WASHINGTON, DC AND THE BASEBALL HALL OF FAME AND MUSEUM



NATIONAL BASEBALL HALL OF FAME AND MUSEUM

25 Main Street, Cooperstown, New York 13326

PHONE: (607) 547-7200 FAX: (607) 547-2044

PUBLIC RELATIONS: (607) 547-0215

EMAIL ADDRESS: info@baseballhalloffame.org

WEB SITE: baseballhall.org

SUMMER HOURS: Memorial Day Weekend - Labor Day Weekend: 9 a.m. to 9 p.m.

OFF-SEASON HOURS: 9 a.m. to 5 p.m.

HOLIDAY CLOSINGS: Thanksgiving Day, Christmas Day, New Year's Day.

SENATORS IN THE BASEBALL HALL OF FAME (17)

HALL-OF-FAMER	YEAR INDUCTED	YEARS WITH SENATORS
Stan Coveleski (RHP).....	1969	1925-27
* Spittballer won 215 career games, tossed 3 CG in '20 World Series.		
Joe Cronin (SS).....	1956	1928-34
* Seven-time AL All-Star, led Nationals to '33 pennant as player/manager.		
Ed Delahanty (OF).....	1945	1902-03
* Career .346 hitter tallied 2,593 hits. Hit 4 HR in game (7/13/1896).		
Rick Ferrell (C).....	1984	1937-41, '44-45, '47
* Held AL games caught record (1,806) until trumped by Fisk in '88.		
Lefty Gomez (LHP).....	1972	1943
* Four-time 20-game winner, helped NY claim 7 pennants.		
Goose Goslin (OF)^.....	1968	1921-30, '33, '38
* On all three WSH pennant-winning clubs. Posted 100-plus RBI 11 times.		
Clark Griffith (executive).....	1946	1912-14
* "The Old Fox" was a revolutionary player, manager and owner.		
Bucky Harris (outfielder)^.....	1975	1919-28
* Player/manager of 1924 World Champions Nationals.		
Whitey Herzog (manager).....	2010	1956-58
* Managed in three World Series (1982, 1985, 1987).		
Walter Johnson (RHP)^.....	1936	1907-27
* The Big Train posted 417 wins, 3508 Ks, 110 SHO during career.		
Harmon Killebrew (1B/3B/OF).....	1984	1954-60
* Began career in DC and 84 of 573 career homers came as a Senator.		
Heinie Manush (OF)^.....	1964	1930-35
* .330 career hitter. Hit .362 in first season with WAS ('30).		
Sam Rice (OF)^.....	1963	1915-33
* Most career hits (2,987) without being member of 3,000-hit club.		
Al Simmons (OF).....	1953	1937-38
* Hit .300 and drove in 100-plus runs 11 straight seasons (1924-34).		
George Sisler (1B).....	1939	1928
* Twice hit .400 or better. Held single-season hits mark (257) until '04.		
Tris Speaker (OF).....	1937	1927
* MLB's all-time leader in doubles (792), tallied 3,515 career hits.		
Early Wynn (RHP).....	1972	1939, '41-44, '46-48
* Posted 300 wins, five 20-win seasons in AL-record 23-year career.		

^ - spent majority of career with the Senators

bold — dons Washington cap on H.O.F. plaque

WASHINGTON-AREA PLAYERS IN THE HOF

HALL-OF-FAMER	YEAR INDUCTED
Leon Day (RHP/INF).....	2003
* Alexandria, VA native was power pitcher who played for Newark.	

SENATORS/EXPOS BROADCASTERS (FORD C. FRICK AWARD)

HALL-OF-FAMER	YEAR	TEAM
Bob Wolff.....	1995	Senators
Arch McDonald.....	1999	Senators
Dave Van Horne.....	2011	Expos

EXPOS IN THE BASEBALL HALL OF FAME (9)

HALL-OF-FAMER	YEAR INDUCTED	YEAR(S) WITH EXPOS
Gary Carter (C)^.....	2003	1974-84
* Three-time Gold Glove was an 11-time All-Star. Hit 319 HR.		
Andre Dawson (OF)^.....	2010	1976-86
* Rookie of the Year in 1977, 8-time All-Star, NL MVP in 1987 with CHL.		
Vladimir Guerrero (OF)^.....	2018	1996-2003
* Four-time All-Star and three-time Silver Slugger with Montreal		
Randy Johnson (LHP).....	2015	1988-89
* 10-time All-Star, five-time CY Young Award winner, 2001 World Series.		
Pedro Martinez (RHP).....	2015	1994-97
* Eight-time All-Star, 2004 World Series, only Expo to win Cy Young Award.		
Tony Perez (1B).....	2000	1977-79
* 1,652 career RBI most among Latin players.		
Tim Lincecum (OF)^.....	2017	1979-90, 2001
* Only player to total 70 or more stolen bases in six consecutive seasons.		
Frank Robinson (OF/1B).....	1982	2002-04
* Only player to win NL (1961) & AL (1966) MVP, retired fourth on HR list.		
Dick Williams (MGR).....	2008	1977-81
* Veterans Committee selection, led Expos to only Postseason berth (1981).		

^ - spent majority of career with the Expos

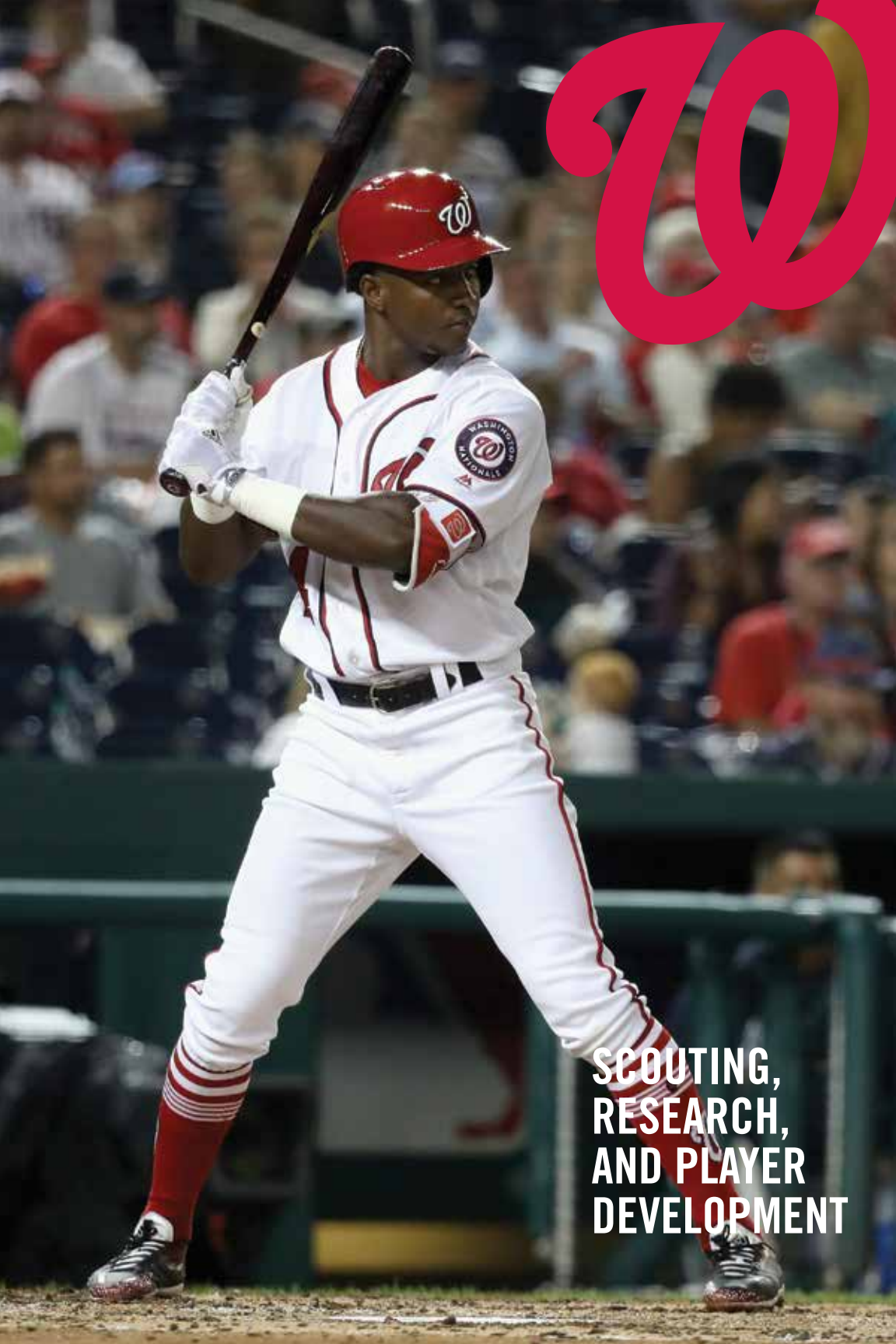
bold — dons Expos cap on H.O.F. plaque

NATIONALS IN THE BASEBALL HALL OF FAME (1)

HALL-OF-FAMER	YEAR INDUCTED	YEAR(S) WITH NATIONALS
Ivan "Pudge" Rodriguez (C).....	2017	2010-11
* 14-time All-Star, 13-time Gold Glove, 7-time Silver Slugger, 1999 AL MVP		

NOTABLE WASHINGTON ARTIFACTS IN THE BASEBALL H.O.F.

- * Baseball (from first pitch thrown by Livan Hernandez) and Vinny Castilla's bat (first homer in 33 summers at RFK Stadium) from Nationals' home opener, April 14, 2005 vs. ARI
- * Tickets from the Senators first game at RFK Stadium on April 9, 1962 and last game on September 30, 1971.
- * Ball signed by the entire 1924 World Champion Senators team and president Calvin Coolidge.
- * Brad Wilkerson jersey, Terman Sledge bat (first home run) from the Nationals' first game, April 4, 2005 at PHI.
- * Numerous Virginia Tech caps worn by the Nationals—April 17, 2007 vs. ATL—just hours after lone gunman killed 33 students, faculty and staff on Blacksburg, VA campus located just 250 miles from DC.
- * Cap with patch worn by Ryan Zimmerman upon hitting walk-off homer during first game at Nationals Park, March 30, 2008.
- * Bat used by Josh Willingham upon hitting two grand slams on July 27 at MIL (became 13th player with a two-grand slam game).
- * Cap worn by Stephen Strasburg in his Major League debut, June 8, 2010 (also the ball hit for first out of game).
- * Ball from Jordan Zimmermann's no-hitter vs. Miami, thrown on September 28, 2014, the final day of the 2014 season.
- * Bat used by Bryce Harper upon hitting three home runs on May 6, 2015 vs. Miami.
- * Game-used balls used from each of Max Scherzer's two no-hitters, June 20, 2015 vs. Pittsburgh and Oct. 3, 2015 at New York.
- * Cap worn by Max Scherzer when he struck out 20 Tigers on May 11, 2016.
- * Jersey worn by Anthony Rendon when he went 6-for-6 with 10 RBI on April 30, 2017.



**SCOUTING,
RESEARCH,
AND PLAYER
DEVELOPMENT**

SCOUTING, RESEARCH & PLAYER DEVELOPMENT

SCOUTING DEPARTMENT DIRECTORY

FRONT OFFICE	TITLE	RESIDENCE
Doug Harris	Assistant General Manager & Vice President, Player Personnel	Carlisle, PA
Kris Kline	Assistant General Manager & Vice President, Scouting Operations	Scottsdale, AZ
Phil Rizzo	Senior Advisor to the General Manager	Scottsdale, AZ
Kasey McKeon	Director, Player Procurement	Whitsett, NC
Mark Baca	Assistant Director, Amateur Scouting	Temecula, CA
Jeff Zona	Special Assistant to the President of Baseball Operations & GM	Mechanicsville, VA
Steve Arneri	Special Assistant to the President of Baseball Operations & GM	Barrington, IL
Chuck Cottier	Special Assistant to the President of Baseball Operations & GM	Edmonds, WA
Mike Cabbage	Special Assistant to the President of Baseball Operations & GM	Keswick, VA
Mike Daughtry	Special Assistant to the President of Baseball Operations & GM	St. Charles, IL
Dan Jennings	Special Assistant to the President of Baseball Operations & GM	Mobile, AL
Ron Rizzi	Special Assistant to the President of Baseball Operations & GM	Joppa, MD
Jay Robertson	Special Assistant to the President of Baseball Operations & GM	Surprise, AZ
Bob Schaefer	Special Assistant to the President of Baseball Operations & GM	Ft. Myers, FL
Pete Vukovich	Special Assistant to the President of Baseball Operations & GM	Johnstown, PA
De Jon Watson	Special Assistant to the President of Baseball Operations & GM	Chandler, AZ
Terry Wetzel	Special Assistant to the President of Baseball Operations & GM	Overland Park, KS
Eddie Longosz	Director, Scouting Operations	Washington, D.C.
Jonathan Tosches	Manager, Advance Scouting	Washington, D.C.
Greg Ferguson	Coordinator, Advance Scouting	Washington, D.C.
Chris Rosenbaum	Major League Advance Scout	Arlington, VA
Colin Sabean	Major League Professional Scout	Brooklyn, NY
James Goodwin	Video Coordinator	Washington, D.C.

CROSSCHECKERS	TERRITORY	RESIDENCE
Fred Costello	National	Livermore, CA
Jimmy Gonzales	National	San Antonio, TX

AREA SUPERVISORS	TERRITORY	RESIDENCE
Ray Blanco	S. FL	Miami, FL
Justin Bloxom	IN, IL, MI, MN, WI	Indianapolis, IN
Bryan Byrne	N. CA, NV	Fairfield, CA
Brian Cleary	KY, OH, TN, WV	Cincinnati, OH
Paul Faulk	NC, SC	Southern Pines, NC
Ben Gallo	S. CA, HI	Vista, CA
Ed Gustafson	AR, LA, N. TX, OK	Denton, TX
Brandon Larson	IA, KS, MO, ND, NE, SD	San Antonio, TX
Steve Leavitt	C. CA, S. CA	Huntington Beach, CA
John Malzone	CT, MA, ME, NH, NJ, NY, PA, RI, VT	Franklin, MA
Alan Marr	C. FL, N. FL	Sarasota, FL
Alex Morales	Puerto Rico, S. FL	Wellington, FL
Bobby Myrick	D.C., MD, VA, DE	Colonial Heights, VA
Scott Ramsay	ID, MT, OR, WA, WY, Canada	Valley, WA
Eric Robinson	AL, FL Panhandle, GA, MS, Independent League Coordinator	Acworth, GA
Mitch Sokol	AZ, CO, El Paso, Las Vegas, NM, UT	Phoenix, AZ
Tyler Wilt	S. TX	Willis, TX

SCOUTING DEPARTMENT



Doug Harris



Kris Kline



Phil Rizzo



Kasey McKeon



Mark Baca



Jeff Zona



Steve Arneri



Chuck Cottier



Mike Cabbage



Mike Daughtry



Dan Jennings



Ron Rizzi



Jay Robertson



Bob Schaefer



Pete Vukovich



De Jon Watson



Terry Wetzel



Eddie Longosz



Jonathan Tosches



Greg Ferguson



Chris Rosenbaum



Colin Sabean



James Goodwin



Fred Costello



Jimmy Gonzales



Ray Blanco



Justin Bloxom



Bryan Byrne



Brian Cleary



Paul Faulk



Ben Gallo



Ed Gustafson



Brandon Larson



Steve Leavitt



John Malzone



Alan Marr



Alex Morales



Bobby Myrick



Scott Ramsay



Eric Robinson



Mitch Sokol



Tyler Wilt



INTERNATIONAL SCOUTING DEPARTMENT DIRECTORY

FRONT OFFICE	TITLE	RESIDENCE
Johnny DiPuglia	Vice President, International Operations.....	Hollywood, FL
Alex Rodriguez	Administrator, DSL Academy and Area Scout (Puerto Rico).....	Santo Domingo, DOM
German Robles	Coordinator, Venezuela	Maracay, VEN
Taisuke Sato	Assistant, International Scouting	West Palm Beach, FL

CROSSCHECKERS	TERRITORY	RESIDENCE
Fausto Severino	Latin America	West Palm Beach, FL
Modesto Ulloa	Latin America	Santo Domingo, DOM

AREA SCOUTS	TERRITORY	RESIDENCE
Eduardo Cabrera	Colombia	Cartagena, COL
David Leer	Curacao and Aruba.....	Noord AW
Pablo Arias	Dominican Republic	Bani, DOM
Virgilio De Leon	Dominican Republic	San Pedro de Macoris, DOM
Carlos Ulloa	Dominican Republic	San Francisco de Macoris, DOM
Riki Vasquez	Dominican Republic	Santo Domingo, DOM
Miguel Ruiz	Panama	Panama City, PAN
Salvador Donadelli	Venezuela	Maturin, VEN
Juan Indriago	Venezuela	Barquisimeto, VEN
Ronald Morillo	Venezuela	Maracaibo, VEN
Juan Munoz	Venezuela	Caracas, VEN
Oscar Alvarado	Venezuela	Valencia, VEN

INTERNATIONAL SCOUTING DEPARTMENT



Johnny DiPuglia



Alex Rodriguez



German Robles



Taisuke Sato



Fausto Severino



Modesto Ulloa



Eduardo Cabrera



David Leer



Pablo Arias



Virgilio De Leon



Carlos Ulloa



Riki Vasquez



Miguel Ruiz



Salvador Donadelli



Juan Indriago



Ronald Morillo



Juan Munoz



Oscar Alvarado

NATIONALS
PARK

COMMUNITY
RELATIONS

FOUNDATION

YOUTH BASEBALL
ACADEMY

FRONT OFFICE |
OWNERSHIP

MANAGER |
COACHING STAFF

PLAYERS

2017
IN REVIEW

HISTORY AND
RECORDS

SCOUTING |
RESEARCH |
PLAYER DEV.

MEDIA



SPECIAL ASSISTANTS / SCOUTING EXECUTIVES

KASEY McKEON *Director, Player Procurement*

McKeon joined the Nationals on October 27, 2009 as Director of Player Procurement. . . He enters his ninth season with Washington after working seven seasons (2003-09) with the Rockies as an assistant to Dan O'Dowd, the Rockies Executive Vice President and General Manager. . . Colorado won the 2007 National League Championship in the first of two Postseason appearances made during his tenure there. . . Previously worked for Cincinnati, Cleveland and San Diego in various scouting capacities, including a stint as the Reds scouting director. . . Served on Team USA's Selection Committee in 2003. . . Is a graduate of San Diego State University. . . Played two professional seasons as a catcher in the Tigers' chain. . . Father, Jack McKeon, is a longtime baseball manager and executive.

MARK BACA *Assistant Director, Amateur Scouting*

Baca, entering his 11th season with the Washington Nationals, transitioned to his current role of Assistant Director of Amateur Scouting in November 2017 after spending the previous four seasons (2014-17) as Washington's national supervisor. . . From 2010-13, he served as the national crosschecker, covering the Western region of the United States. . . Baca started with Washington in 2008, serving as an area scout covering the talent-rich region of Southern California. . . He covered that same region as an area scout for Arizona (2001-07), with whom he earned a World Series ring in 2001. . . Prior to his stint with Arizona, worked as an area scout for Montreal (1995-2000) and Cleveland (1993-95). . . Baca attended Cal State-Fullerton and was selected by the Angels in the 22nd round of the 1987 First-Year Player Draft.

JEFF ZONA *Special Assistant to the President of Baseball Operations and General Manager*

Zona enters his 12th season with Washington. . . He was promoted to his position of Special Assistant on November 21, 2013. . . From 2009-13, Zona served as the national crosschecker covering the Eastern region of the United States. . . He spent the 2008 and 2009 campaigns as a Major League scout and became the national crosschecker following the 2009 season. . . He joined Washington's amateur scouting staff as the eastern crosschecker in September of 2006. . . Zona previously spent 16 years with Boston, earning a World Series ring in 2004. . . He attended Virginia Commonwealth University in Richmond, Va. and played three professional seasons with Boston and Atlanta before joining the Boston scouting staff in 1991.

STEVE ARNIERI *Special Assistant to the President of Baseball Operations and General Manager*

Steve Arneri was named Special Assistant to the President of Baseball Operations and General Manager on December 23, 2014. . . He is entering his 13th year with the Nationals after joining the organization as an area supervisor in the fall of 2006, scouting amateur players in the Midwest, Upper Midwest and Canada. . . During his tenure, he signed eventual Major Leaguers Jordan Zimmermann and Jake Smolinski and provided scouting reports on Blake Treinen, Drew Storen, Tanner Roark and Aaron Barrett. . . He covered the same region for the San Francisco Giants from 1999-2006 and, prior to that, worked from 1996-98 as an associate scout for Boston. . . From 1991-95, he scouted the Midwest for the White Sox organization, working with current Nationals GM Mike Rizzo. . . He also served as the hitting coach for Rookie-Level Bristol (CWS) in 1995. . . He began his scouting career as an associate scout for the Chicago White Sox in 1988 and stayed there until 1989. . . He worked as the hitting coach for Rookie-Level Butte (TEX) in 1990 and from 1982-87, served as the hitting coach for the University of Illinois. . . Arneri joined the coaching ranks in 1980 as an assistant coach for his alma mater, Northern Illinois University, where he played outfield for two seasons (1977-78). . . He began his collegiate career at Harper (IL) Community College where he played two seasons (1975-76). . . Arneri resides in Barrington, Ill., with his wife.

CHUCK COTTIER *Special Assistant to the President of Baseball Operations and General Manager*

Chuck Cottier returns for his ninth season as Special Assistant to Nationals General Manager Mike Rizzo. . . Cottier joined Washington's staff following six seasons as a scout for the Los Angeles Dodgers (pro scout, 2007) and New York Yankees (advance scout, 2002-06). . . During most of the 22-year period from 1979-2000, he coached in the big leagues with New York (NL), Seattle, Chicago (NL), Baltimore and Philadelphia. . . He skippered the Mariners for parts of three seasons from 1984-86, posting a 98-119 mark in 217 contests. . . Cottier replaced Del Crandell as manager with 27 games remaining in the 1984 season and held that post until 28 games into the 1986 campaign. . . He served as Philadelphia's bench coach from 1997-2000. . . Cottier began his manager/coaching career in the Minor Leagues in 1971. . . He played parts of nine Major League seasons as a second baseman with Milwaukee (1959-60), Detroit (1961), Washington (1961-65) and California (1968-69) before suffering a career-ending achilles injury in May 1969. . . He posted 63 doubles, 17 triples, 19 homers, 127 RBI and 28 stolen bases in 580 MLB games.

NATIONALS PARK
COMMUNITY RELATIONS
DREAM FOUNDATION
YOUTH BASEBALL ACADEMY
FRONT OFFICE | OWNERSHIP
MANAGER | COACHING STAFF
PLAYERS
2017 IN REVIEW
HISTORY AND RECORDS
SCOUTING | RESEARCH | PLAYER DEV.
MEDIA



SPECIAL ASSISTANTS / SCOUTING EXECUTIVES

MIKE CUBBAGE*Special Assistant to the President of Baseball Operations and General Manager*

Cubbage enters his fourth season with the Nationals after joining the organization from the Tampa Bay Rays, where he served as a Special Assignment Scout for nine seasons (2006-14)...In 2017, he earned the Mid-Atlantic Scouts Association Career Recognition Award...While with the Rays, he was integral in their development into a perennial contender...He draws on over 24 years of Major League coaching and scouting experience...From 2002-03, Cubbage served as the Boston Red Sox third base coach and, prior to that, worked as Houston's bench coach (2001) and third base coach (1997-2000)...He worked seven seasons (1991-1996) as New York's Major League first and third base coach...Following his playing career, Cubbage joined the coaching ranks with the New York Mets, where he managed in their Minor League system from 1983-1989 and was interim manager of the big league club for seven games during the 1991 season...He played parts of eight seasons for the Mets (1981), Twins (1977-1980) and Rangers (1974-1976)...Cubbage is a native of Charlottesville, Va. and attended the University of Virginia before being drafted by the Washington Senators in the second round of the 1971 Draft...He was awarded the first full baseball scholarship to UVA and also played two years of football for the Cavaliers...In 2018, he was inducted into the University of Virginia Baseball Hall of Fame...Cubbage resides in Keswick, Va., with wife Jan...He has one daughter, Jennifer, who lives in McLean, Va., and two grandchildren, Connor and Maddie.

MIKE DAUGHTRY*Special Assistant to the President of Baseball Operations and General Manager*

Daughtry begins his ninth season with the Washington Nationals, serving as a professional scout covering the Midwest...He joined the Nationals after spending 10 seasons (2001-10) as a scout and supervisor for the Arizona Diamondbacks...Prior to that, enjoyed stints with Texas (1987-00), the MLB Scouting Bureau (1986-87), Pittsburgh (1985) and Philadelphia (1973-85)...Was offered a playing contract with the Montreal Expos in 1969 but, due to military status, was not able to sign and ended up playing the season in the Mexican League...Enlisted in the United States Air Force, ending his season, but allowed him to finish his college degree that fall...Began his collegiate career at Blinn (TX) Junior College before graduating from Sul Ross State (TX) University in 1970.

DAN JENNINGS*Special Assistant to the President of Baseball Operations and General Manager*

Jennings returns for his third season with the Nationals after spending the previous 13 years (2002-2015) with the Florida/Miami Marlins...Jennings came to Washington on the heels of the unique experience of serving the Miami Marlins both in an executive role (most recently as vice president and general manager) and in an on-field capacity, serving as the Marlins' field manager on from May 18, 2015 through the end of the season...He joined the Florida Marlins in 2002 as vice president of player personnel and began his ascension through their front office, also serving as the Marlins' assistant general manager & VP of player personnel, before his promotion to general manager on Sept. 29, 2013...Prior to joining the Marlins, Jennings was the director of scouting for the Tampa Bay Devil Rays for more than seven seasons (1995-2001), during which time the Rays signed and developed more than 50 Major League players – including Josh Hamilton, Carl Crawford, Jason Hammel, James Shields and Rocco Baldelli...Jennings began his career as an associate scout for the Cincinnati Reds in 1986 and moved to an area scout role with the Seattle Mariners in 1988...The Mariners promoted him to midwest crosschecker in 1995, before Jennings joined the Rays later that year (Aug. 16)...Jennings, who serves on the Board of Directors for the MLB Scout of the Year program and the Professional Baseball Scouts Foundation, was elected into the Professional Baseball Scouts Hall of Fame in 2012...An undrafted right-handed pitcher who was signed by the New York Yankees out of a 1984 tryout camp, he played collegiately for the University of Southern Mississippi, before graduating from William Carey College in Hattiesburg, Miss., in 1984.

RON RIZZI*Special Assistant to the President of Baseball Operations and General Manager*

Ron Rizzi joined the Nationals as a Special Assistant to the General Manager on November 1, 2011, adding over 43 years of scouting experience to Mike Rizzo's staff...Rizzi was inducted into the Mid-Atlantic Scouts Association Hall of Fame in the fall of 2014...Has scouted for the Dodgers (1999-2011), Brewers (1989-99), Mariners (1989) and Pirates (1978-88)...The numerous players that Rizzi has signed/acquired include: Dodgers (Dave Roberts, Cesar Izturis, Giovanni Carrara, Randy Wolf, Guillermo Mota, Ron Belisario, George Sherrill, Carlos Monasterios), Brewers (Ron Belliard, Graeme Lloyd, Jose Mercedes, Al Reyes, Ben Sheets), Mariners (Jeff Nelson) and Pirates (Mike Bielecki, John Smiley, Stan Belinda, Rick Reed, Scott Bullett)...Rizzi attended City College of New York, where he was an All-American pitcher in 1967, and did his graduate studies at New York University and Johns Hopkins University...A native of the Bronx, N.Y., Rizzi now resides in Joppa, Md.

JAY ROBERTSON*Special Assistant to the President of Baseball Operations and General Manager*

Jay Robertson begins his ninth season as a Special Assistant to Mike Rizzo...Prior to joining the Nationals, Robertson spent eight seasons as special assistant to the general manager with the Rangers, working under the leadership of John Hart (2002-05) and Jon Daniels (2006-09)...He enjoyed an 11-year tenure (1990-2001) with Cleveland, culminating with appointment as special assistant to General Manager John Hart for the 2000-01 campaigns...He helped the Tribe to six Postseason appearances, including two American League Championships (1995, 1997)...During his time as Cleveland's scouting director, the Indians signed Richie Sexson, Sean Casey, Russell Branyan and Jaret Wright, among others...Robertson pitched for five seasons in Toronto's chain before enjoying both coaching and scouting stints with the Phillies and Twins.



SPECIAL ASSISTANTS / SCOUTING EXECUTIVES

BOB SCHAEFER

Special Assistant to the President of Baseball Operations and General Manager

Schaefer joined the Nationals as Special Assistant to the General Manager on Nov. 29, 2010, bringing over 39 years of scouting, managing and coaching experience to Mike Rizzo's scouting staff...He joined the Nationals after serving as Joe Torre's bench coach with the Dodgers from 2008-2010, the first two of which resulted in berths in the National League Championship Series (2008, 2009)...He spent the 2007 season as the bench coach for the Oakland Athletics...He also coached for eight years with the Kansas City Royals, serving as first base coach (1988-90) and bench coach (1991)...He then returned to Kansas City as bench coach from 2002-05...He twice skippered Kansas City in an interim capacity (1991, 2005)...Schaefer previously served as a special assistant to the GM for Kansas City (1992), Boston (1993), Atlanta (2006), and Baltimore (1999-01)...From 1993-98, Schaefer served as the Director of Player Development for the Boston Red Sox... During his seven-year Minor League managerial career, Schaefer led his teams to three championships and was twice named South Atlantic League Manager of the Year (1980, 81) as well as Eastern League Manager of the Year in 1986...He played shortstop for three seasons in the St. Louis chain after being selected in the 13th round of the 1966 June Amateur Draft...Schaefer attended the University of Connecticut where in 1965, he played in the College World Series and in 1966 led the NCAA in home runs while captaining the team...Bob and his wife, Betty, have two daughters (Lori and Jamie) and two granddaughters (Kate and Alli).

PETE VUCKOVICH

Special Assistant to the President of Baseball Operations and General Manager

Vuckovich joined the Nationals on Sept. 18, 2017 after spending the 2016 and 2017 campaigns as a professional scout for the Arizona Diamondbacks...2018 will mark his 43rd year in professional baseball...Prior to his stint with the Diamondbacks, he served as a special assistant to the general manager in Seattle (2011-15) and from 1992-2011, he spent 20 seasons with the Pittsburgh Pirates in the roles of Major League pitching coach (1997-2000), assistant general manager/director of player personnel (1996), special assistant to the general manager (1994-95, 2001-2011) and as a Minor League pitching coordinator (1992-93)...Following his playing career (1989-91), he was a part of the broadcast team for the Milwaukee Brewers...His 11-year Major League career included winning the 1982 American League Cy Young Award as well as stints with Chicago-AL (1975-76), Toronto (1977), St. Louis (1978-80) and Milwaukee (1981-83, 1985-86)...In 286 games (186 starts), he went 93- 69 with 38 complete games, 10 saves, a 3.66 ERA and 882 strikeouts...He and his wife, Anna, reside in Johnstown, Pa...They have three sons, Lazo, Peter Jr. and Damian...Appeared in the movie "Major League" as Clu Haywood, a fictional New York Yankees hitter.

DE JON WATSON

Special Assistant to the President of Baseball Operations and General Manager

Watson enters his second season with the Nationals after joining the club on Jan. 4, 2017...He spent the previous two seasons (2015-16) as the senior vice president of baseball operations for the Arizona Diamondbacks...2018 marks his 33rd season in professional baseball... During his time with the D-backs, Watson increased the franchise's focus in the international market, playing a key role in the team's signing of Cuban free agents Yasmany Tomás and Yoan López...Prior to joining Arizona, Watson spent 2007-14 with the Los Angeles Dodgers, rising to the role of vice president of player development...In 2010, TOPPS named the Dodgers as Organization of the Year...The prestigious award dates back to 1966 and highlights the Major League team that has shown outstanding performance, depth and talent throughout their Major and Minor League teams...Prior to joining the Dodgers, Watson served as director of professional scouting for the Cleveland Indians (2004-06) and was a pro scout in Cincinnati from 2001-03 after serving as the Reds' director of scouting from 1998-2000...Watson began working in Major League Baseball in 1991 with the Florida Marlins and served as an area scout when the club won its first World Championship in 1997...A graduate of Santa Monica (CA) High School, Watson attended West Los Angeles Community College and was a third-round draft choice of the Kansas City Royals in 1985...He played five seasons in the Minor Leagues before moving into a scouting role...He and his wife, Joal, reside in Chandler, Ariz., with their daughter, Mia, and sons, Michael, De Jon Jr. and Gianni.

TERRY WETZEL

Special Assistant to the President of Baseball Operations and General Manager

Wetzel enters his fourth season with the Nationals after spending the previous 15 seasons (2000-14) as a Special Assignment Scout for the Colorado Rockies...Prior to joining Colorado, Wetzel served as Kansas City's senior director of scouting from 1997-2000...He began his scouting career in 1983 as a part-time scout with the Royals, where he would spend the next 17 seasons before elevating to the role of senior director...During his 33-year scouting career, the 56-year-old Wetzel has been honored with several scouting awards, including the 1994 Kansas City Royals' Ewing M. Kauffman Scout of the Year Award, the 2000 TOPPS Scout of the Year Award, and the 2003 Colorado Rockies' Pat Daugherty Scout of the Year Award...Wetzel was inducted into the Texas Baseball Hall of Fame in 2011 and is a member of the USA Baseball Selection Committee...He was recently selected to the Midwest Scouts Association Hall of Fame (2014)...Wetzel graduated from Concordia University-Nebraska with a Bachelor of Science degree with a major in mathematics and received his master's in education from Valparaiso (IN) University.



SPECIAL ASSISTANTS / SCOUTING EXECUTIVES

EDDIE LONGOSZ

Director, Scouting Operations

Longosz enters his eighth year with the Nationals, his third in his current role as Director of Scouting Operations...He was promoted from assistant director to director following the 2015 season...In his role, he assists Mike Rizzo, Kris Kline and Doug Harris on all aspects of Washington's amateur, professional and international scouting operation...Longosz previously served as a scouting assistant from 2011-14...He joined the club as a baseball operations intern during 2010 Spring Training in Viera, Fla. before earning full-time status following the season...Longosz, a Washington, D.C. native, attended St. Albans School in Washington, D.C. playing baseball and basketball...He continued his baseball playing career collegiately at the University of Richmond (VA)...He graduated from the University of Richmond (VA) in 2009 with a degree in business administration with a concentration in finance.

INTERNATIONAL SCOUTING EXECUTIVES

FAUSTO SEVERINO

Latin America Crosschecker

Severino returns to the Nationals for his ninth season after joining the organization in November of 2009...He added the position of crosschecker in 2016 after spending the previous six seasons (2010-15) working at Washington's Dominican Summer League Academy...He was promoted to director of Dominican Summer League academy operations in November of 2014...He joined the Nationals in November of 2009 as the Dominican academy administrator...In addition to his responsibilities scouting the Dominican Republic, Severino is tasked with overseeing the day-to-day operations of Washington's Dominican Academy in Boca Chica, Dominican Republic with the assistance of Academy Administrator, Alex Rodriguez...Severino earned a master's degree in sport management from Barry University in Miami and his bachelor's degree in sports management from Point Park University in Pittsburgh, Pa.

MODESTO ULLOA

Latin America Crosschecker

Ulloa moves to the role of Latin America Crosschecker after serving as a scout in the Dominican Republic for the Washington Nationals since 2009...He has worked hand in hand with Johnny DiPuglia and over the last nine years, has had a hand in signing such talents as Wilmer Difo, Victor Robles and Raudy Read...Bringing 29 years of baseball experience, Ulloa has spent time with the Cleveland Indians (2005-08), San Diego Padres (2000-04), Arizona Diamondbacks (1998-99), New York Yankees (1992-97) and Hiroshima Toyo Carp (1988-91)...While with Cleveland, he was integral in the signing of Danny Salazar and with the Padres, he helped bring in Freddy Guzman...A native of Santiago, Dominican Republic, Ulloa attended Secondary School Fidel Ferre and graduated with a degree in business administration from Universidad Mundial Dominicana in 1987.

SCOUTING, RESEARCH & PLAYER DEVELOPMENT

2017 FIRST-YEAR PLAYER DRAFT

RD	OVERALL	PLAYER	POS	B/T	HT	WT	DOB	SCHOOL
1	25	Seth Romero	LHP	L/L	6'3"	250	4/19/96	University of Houston
2	65	Wil Crowe	RHP	R/R	6'2"	240	9/9/94	University of South Carolina
3	103	Nick Raquet	LHP	R/L	6'0"	215	12/12/95	College of William & Mary (VA)
4	133	Cole Freeman	2B	R/R	5'9"	175	9/27/94	Louisiana State University
5	163	Brigham Hill	RHP	R/R	5'11"	190	7/8/95	Texas A&M University
6	193	Kyle Johnston	RHP	R/R	6'0"	205	7/17/96	University of Texas at Austin
7	223	Jackson Tetreault	RHP	R/R	6'5"	170	6/3/96	State College of Fla. Manatee-Sarasota
8	253	Jared Brasher	RHP	R/R	6'2"	200	1/3/95	Samford (AL) University
9	283	Alex Troop	LHP	L/L	6'5"	210	7/19/96	Michigan State University
10	313	Trey Turner	RHP	R/R	6'1"	195	6/15/96	Missouri State University
11	343	Justin Connell	OF	R/R	6'1"	185	3/11/99	American Heritage (FL) High School
12	373	Jackson Stoekingier	LHP	L/L	6'3"	210	2/13/96	College of Central Florida
13	403	Eric Senior	OF	R/R	6'2"	170	9/29/97	Midland (TX) College
14	433	Anthony Peroni	C	R/R	5'11"	175	12/12/96	Mercer County (NJ) Community College
15	463	Bryce Montes de Oca	RHP	R/R	6'7"	265	4/23/96	University of Missouri
16	493	Jake Scudder	1B	L/R	6'0"	210	3/23/95	Kansas State University
17	523	Jared Johnson	LHP	R/L	6'4"	185	9/1/95	Palm Beach (FL) State College
18	553	Nick Choruby	OF	L/R	6'1"	190	11/8/94	Texas A&M University
19	583	Jonathan Pryor	OF	L/L	6'1"	190	4/28/94	Wake Forest (NC) University
20	613	Jake Cousins	RHP	R/R	6'4"	200	7/14/94	University of Pennsylvania
21	643	Leif Strom	RHP	R/R	6'6"	215	5/17/97	Pierce (WA) Community College
22	673	Nelson Galindez	LHP	L/L	6'3"	220	7/26/98	Haines City (FL) High School
23	703	Jamori Blash	1B	R/R	6'4"	225	11/9/95	Cochise (AZ) Community College
24	733	Tim Richards	SS	R/R	6'0"	185	2/10/95	Cal State Fullerton
25	763	David Smith	RHP	R/R	6'4"	210	10/20/94	Cal State Long Beach
26	793	Kameron Esthay	OF	L/L	6'0"	210	12/5/94	Baylor (TX) University
27	823	Darren Baker	SS	L/R	5'11"	160	2/11/99	Jesuit (CA) High School
28	853	Nic Perkins	C	R/R	6'4"	215	2/19/96	Drury (MO) University
29	883	Alex Dunlap	C	R/R	6'2"	195	10/6/94	Stanford (CA) University
30	913	Austin Guibor	OF	L/R	5'9"	185	4/29/95	Fresno State (CA) University
31	943	Jeremy McKinney	RHP	R/R	6'0"	190	12/8/94	Indiana State University
32	973	Phil Caulfield	2B	L/R	5'8"	170	12/30/94	Loyola Marymount (CA) University
33	1003	Adalberto Carrillo	C	R/R	6'0"	195	5/31/95	University of Southern California
34	1033	Bennett Sousa	LHP	L/L	6'3"	185	4/6/95	University of Virginia
35	1063	Jackson Cramer	1B	L/R	6'4"	225	12/7/94	West Virginia University
36	1093	Gabe Klobosits	RHP	L/R	6'8"	255	5/16/95	Auburn (AL) University
37	1123	Kody Gratkowski	3B	R/R	6'1"	190	12/28/98	Fairhope (AL) High School
38	1153	Jake Boone	SS	R/R	5'10"	170	3/23/99	Torrey Pines (CA) High School
39	1183	Kai Nelson	OF	R/R	5'10"	170	1/29/99	Fieldston (NY) High School
40	1213	Max Engelbrek	LHP	L/L	6'3"	197	9/30/93	Oregon State University

Players who signed with the Nationals are in **bold**.

BASEBALL OPERATIONS, PLAYER DEVELOPMENT, RESEARCH & DEVELOPMENT AND MINOR LEAGUE DIRECTORY

BASEBALL OPERATIONS

President of Baseball Operations and General Manager	Mike Rizzo
Assistant General Manager & Vice President	Bob Miller
Assistant General Manager & Vice President, Finance	Ted Towne
Director, Baseball Operations	Mike DeBartolo
Analyst, Baseball Operations	James Badas
Coordinator, Baseball Operations	John Wulf

PLAYER DEVELOPMENT

Assistant General Manager & Vice President, Player Personnel	Doug Harris
Vice President, and Senior Advisor to the General Manager	Bob Boone
Director, Player Development	Mark Scialabba
Director, Minor League Operations	Ryan Thomas
Senior Advisor to the General Manager, Player Development	Spin Williams
Manager, Minor League Operations	JJ Estevez
Administrator, Minor League Operations	Dianne Wiebe

BASEBALL RESEARCH AND DEVELOPMENT

Director, Baseball Research & Development	Sam Mondry-Cohen
Senior Analyst, Baseball Research & Development	Lee Mendelowitz
Analyst, Baseball Research & Development	Scott Van Lenten
Analyst, Baseball Research & Development	David Higgins
Analyst, Baseball Research & Development	Max Ehrman
Developer, Baseball Research & Development	Jay Liu
Developer, Baseball Research & Development	Isaac Gerhart-Hines

MINOR LEAGUE COORDINATORS

Co-Field Coordinator	Jeff Garber
Co-Field Coordinator	Tommy Shields
Pitching Coordinator	Paul Menhart
Hitting Coordinator	Troy Gingrich
Outfield/Baserunning Coordinator	Gary Thurman
Catching Coordinator	Michael Barrett
Roving Minor League Coordinator	Billy Gardner Jr.
Medical and Rehab Coordinator	Jon Kotredes
Assistant Minor League Medical Coordinator	Jeff Allred
Rehab Pitching Coordinator	Mark Grater
Strength and Conditioning Coordinator	Tony Rogowski
Minor League Equipment Coordinator	Calvin Minasian

SYRACUSE CHIEFS

Manager	Randy Knorr
Pitching Coach	Brad Holman
Hitting Coach	Brian Daubach
Athletic Trainer	Eric Montague
Strength & Conditioning Coach	Mike Warren

HARRISBURG SENATORS

Manager	Matt LeCroy
Pitching Coach	Michael Tejera
Hitting Coach	Brian Rupp
Athletic Trainer	TD Swinford
Strength & Conditioning Coach	RJ Guyer

POTOMAC NATIONALS

Manager	Tripp Keister
Pitching Coach	Sam Narron
Hitting Coach	Luis Ordaz
Athletic Trainer	Don Neidig
Strength & Conditioning Coach	Gabe Torres

HAGERSTOWN SUNS

Manager	Patrick Anderson
Pitching Coach	Tim Redding
Hitting Coach	Amaury Garcia
Athletic Trainer	Darren Yoos
Strength & Conditioning Coach	Shane Hill

AUBURN DOUBLEDAYS

Manager	Jerad Head
Pitching Coach	Franklin Bravo
Hitting Coach	Mark Harris
Athletic Trainer	Kirby Craft
Strength & Conditioning Coach	Will Lindholm

GULF COAST LEAGUE NATIONALS

Manager	Mario Lisson
Pitching Coach	Larry Pardo
Hitting Coach	Jorge Mejia
Athletic Trainer	TBD
Strength & Conditioning Coach	Luis Jeronimo

DOMINICAN SUMMER LEAGUE NATIONALS

Manager	Sandy Martinez
Pitching Coach	Pablo Frias
Hitting Coach	Freddy Guzman
Coach	Emiliano Alcantara / Javier Guzman
Assistant Pitching Coach	Michael Moscat
Tryout Assistant	Maximo Alvarez
Athletic Trainer	Miguel Cabrera / Manny Moore
Strength & Conditioning Coach	Santo Del Rosario

TRIPLE-A INTERNATIONAL LEAGUE

DOUBLE-A EASTERN LEAGUE

SINGLE-A CAROLINA LEAGUE

SINGLE-A SOUTH ATLANTIC LEAGUE

SHORT-SEASON SINGLE-A NEW YORK-PENN LEAGUE

ROOKIE-LEVEL GULF COAST LEAGUE

ROOKIE-LEVEL DOMINICAN SUMMER LEAGUE

NATIONALS PARK
COMMUNITY RELATIONS
FOUNDATION
YOUTH BASEBALL ACADEMY
FRONT OFFICE OWNERSHIP
MANAGER | COACHING STAFF
PLAYERS
IN REVIEW
2017
HISTORY AND RECORDS
SCOUTING | RESEARCH | PLAYER DEV.
MEDIA



SCOUTING, RESEARCH & PLAYER DEVELOPMENT

BASEBALL OPERATIONS

MIKE DEBARTOLO

Director, Baseball Operations

DeBartolo, entering his seventh season with the Nationals, serves as Director of Baseball Operations, where he assists in synthesizing information from across the organization to aid in decisions affecting the 40-man roster...These decisions range from salary arbitration and contract extensions to free agency, trades and other matters concerning baseball operations...Prior to his current role, DeBartolo served as manager of baseball research & development in 2015 and as a baseball operations analyst in 2014...He joined the Nationals in 2012 as an intern in baseball operations...Prior to joining the Nationals, he worked at Cambridge Associates, an investment advisory firm headquartered in Boston, MA from 2006-11...DeBartolo graduated from Tufts (MA) University in 2006 and Columbia Business School in 2013...He is a Boston native and lives with his wife, Kate, in Washington, D.C.

PLAYER DEVELOPMENT

MARK SCIALABBA

Director, Player Development

Scialabba, entering his 13th season with Washington, was promoted to his current role of Director of Player Development in November of 2013 after serving the previous three years as Washington's director of Minor League operations...He works in conjunction with Doug Harris on all aspects of the player development system, including contracts, roster management, budgets, Dominican Academy operations and player personnel decisions...Scialabba spent 2007-09 as Washington's assistant director of player development...He joined the Nationals in 2006 as a baseball operations assistant...Scialabba spent the summer of 2005 as Assistant GM of the Cape Cod League's Brewster Whitecaps...He played baseball and graduated with a degree in economics from Williams (MA) College...He subsequently earned an MBA and master's in sport management at the University of Massachusetts in 2006...He lives in Washington, D.C. with his wife Meredith and daughter Sydney.

RYAN THOMAS

Director, Minor League Operations

Thomas enters his 13th year with the Washington Nationals, his third in his current role of Director of Minor League Operations...He served the previous five seasons (2011-2015) as assistant director of Minor League operations...He assists Doug Harris and Mark Scialabba on all aspects of Washington's player development system...Thomas previously served as coordinator of player development (2008-10) and player development assistant (2006-08)...He joined the club as a media relations intern during the 2006 season before earning full-time status following the season...Thomas graduated from the University of Miami (FL) in 2003 with a degree in business administration and earned his MBA from Miami in 2005...While at the University of Miami, Thomas worked in the Athletic Department as a student assistant with the Hurricane Club...Thomas resides in Wellington, Fla., with his wife, Sara, and son, R.J.

SPIN WILLIAMS

Senior Advisor to the General Manager, Player Development

Williams returns for his 13th season in the Washington chain after joining the Nationals' in 2006 as a pitching consultant...In 2016, he was the recipient of the ninth-annual Mike Coolbaugh award from Minor League Baseball, presented annually to "an individual who has shown outstanding baseball work ethic, knowledge of the game, and skill in mentoring young players on the field"...During his tenure with the organization, he has mentored Stephen Strasburg, Jordan Zimmermann, Tanner Roark, Joe Ross, Erick Fedde, Reynaldo Lopez, Lucas Giolito, and Koda Glover, among others...Prior to his role with Washington, Williams spent 27 seasons as a member of the Pittsburgh Pirates organization in a wide variety of roles...He served Pittsburgh at the Major League level for 13 seasons as pitching coach (2000-05) and bullpen coach (1994-2000)...He joined PIT Minor League coaching ranks as a player/coach with Single-A Greenwood in 1981...From there, he held a plethora of pitching-coach posts in the Bucs' Minor League system...Began pro career as a player with Bradenton of the Gulf Coast League in 1979...Also coached in the Florida Instructional League (five years) and in winter league baseball in Venezuela and Colombia...Served as pitching coach with Maryvale in the Arizona Fall League in 1998...Was inducted into the Iowa Baseball Coaches Hall of Fame in February of 2002.

BASEBALL RESEARCH AND DEVELOPMENT

SAM MONDRY-COHEN

Director, Baseball Research & Development

Mondry-Cohen enters his 10th season with the club and third season as the Director of Baseball Research & Development, a position to which he was promoted to following the 2014 season...In this position, he leads the front office's analysis of baseball data, working closely with the R&D group of analysts and developers on projects including projection of player performance, strategic planning, and department-wide baseball systems...Mondry-Cohen was promoted to his current role after spending the 2014 season as the manager of baseball analytics...He spent four seasons (2010-2013) as an analyst in baseball operations working directly for Adam Cromie...Mondry-Cohen started with Washington as an intern in baseball operations in 2009...He graduated from the University of Pennsylvania in 2010...From 2004-08, he worked as a batboy in the visiting clubhouse of the San Francisco Giants...Mondry-Cohen is a San Francisco native and now resides in Washington, D.C. where he sits on the Board of Directors for the Washington Legal Clinic for the Homeless.

MINOR LEAGUE COORDINATORS**JEFF GARBER***Co-Field Coordinator*

Garber enters his 11th season in the Nationals' chain, ninth as Field Coordinator...Prior to joining the Washington system, he spent 20 years in Kansas City's organization as a player, coach and manager...His Minor League coordinator positions with the Royals included Minor League field coordinator, outfield coordinator and coordinator of instruction...Garber managed six seasons in Royals' system with stops at Single-A Wilmington (1999-02) and Single-A Spokane (1997-98)...Posted a 399-310 (.563) record as manager...Won the Carolina League Co-Championship with Wilmington in 1999...Coached with Spokane in 1996...Selected by Kansas City in the 10th round of 1988 June Draft and played in the minors with Royals from 1988-95 as a utility infielder/outfielder...Honored with the Dick Howser Award in 2000 for contributions to the Kansas City organization...Received degrees from James Madison (VA) University and Valdosta State (GA) University...Resides in Tallahassee, Fla. with his wife, Michele, and children, Madison and Jackson.

TOMMY SHIELDS*Co-Field Coordinator*

Shields enters his fourth season with Washington after spending three seasons (2012-14) as manager of Kansas City's short-season Single-A affiliate, Burlington Royals...Shields was named Appalachian League Manager of the Year in 2012 after leading the Royals to a 38-22 record and the Appy League East Division Title...He joined the Royals after spending six years as the Atlanta Braves' Minor League infield coordinator...From 1995-2005, Shields worked for the Cardinals as an area scout and managed the New Jersey Cardinals of the New York-Penn League for three seasons (2001-03)...From 1995-98, he worked in Baltimore's system leading Single-A Delmarva to a South Atlantic League title...Shields was selected by Pittsburgh in the 15th round of the 1986 Amateur Draft out of the University of Notre Dame and played parts of eight Minor League seasons with Pittsburgh (1986-90), Baltimore (1991-92) and Chicago-NL (1993-94)...He made his Major League debut in 1992 with Baltimore but earned his first MLB plate appearance with the Cubs in 1993...Shields resides in Lititz, Pa., with his wife, Melonni and kids, Kelsey, Derrick, Samantha and Connor.

PAUL MENHART*Pitching Coordinator*

Menhart embarks on his fourth season as Minor League Pitching Coordinator after serving as the pitching coach of the 2014 International League North Division champion Syracuse Chiefs...Worked the 2012 and 2013 campaigns with Double-A Harrisburg...Over the last five seasons, he has impacted the development of future Major League pitchers Stephen Strasburg, Joe Ross, Erick Fedde, Tanner Roark, Koda Glover, A.J. Cole, Sammy Solis, Reynaldo Lopez, Lucas Giolito, and Blake Treinen among others...Enjoyed three seasons (2009-11) as Single-A Potomac's pitching coach...The 2018 campaign marks his 13th season in the Washington system...He has twice coached in the Arizona Fall League (2011 - Scottsdale, 2009 - Phoenix)...Enjoyed two years (2007-08) as pitching coach with Single-A Hagerstown...Began his tenure with the club in 2006, serving in the same capacity with Single-A Savannah...Joined the Washington organization from Western Carolina (NC) University, where he spent three years (2003-05) as a coach, including the final two seasons as pitching coach...Played with Toronto (1995), Seattle (1996) and San Diego (1997).

TROY GINGRICH*Hitting Coordinator*

Gingrich enters his fifth season as Minor League Hitting Coordinator after serving as the hitting coach for two seasons (2012-13) at Triple-A Syracuse...The 2018 campaign will mark Gingrich's 15th year (2004-present) as a coordinator/coach in the organization (Montreal/Washington)...Following the 2013 season, he served as hitting coach of the Arizona Fall League's Mesa Solar Sox...Spent 2008-2011 as Double-A Harrisburg's hitting coach, helping the Senators to an Eastern League Western Division title in 2011 and a playoff appearance in 2010...In addition to his tenure with Harrisburg, he spent three years (2005-07) as hitting coach with Single-A Potomac and one season (2004) with Vermont of the short-season Single-A New York-Penn League...During his tenure with the organization has helped develop Bryce Harper, Anthony Rendon, Michael A. Taylor, Trea Turner, Pedro Severino, Wimer Difo, Victor Robles, Adrian Sanchez, among others...Gingrich enjoyed a four-year pro career at the Minor League level as an outfielder before retiring in 2004 to begin coaching career...Played collegiately at the University of Arizona...Graduate of Apache Junction (AZ) High School...Married and lives in San Diego, Calif.

MICHAEL BARRETT*Catching Coordinator*

Barrett returns for his fourth season as Washington's Minor League Catching Coordinator...He will continue to rove and instruct catchers throughout the Nationals Minor League system...Also served as the manager of the GCL Nationals in 2015...Posted a 24-34 record in his first experience as a manager...Played 12 Major League seasons...Was a first-round pick by Montreal in 1995 and made his Major League debut with the Expos in 1998...Spent his first six seasons with the Expos before stints with Chicago-AL (2004-07), San Diego (2007-08) and Toronto (2009)...The former catcher hit .263 with 98 home runs and 424 RBI in 1,054 games over his 12-year Major League career...In 2005, won the National League Silver Slugger Award after hitting .276 with 32 doubles, 16 home runs and 61 RBI in 133 games...Since retiring, has been actively involved with the University of North Georgia baseball program...Resides in Atlanta, Ga. with his wife, Stephanie, and his children, Grace and Andrew.

MINOR LEAGUE COORDINATORS

BILLY GARDNER JR. *Roving Minor League Coordinator*

Gardner moves to the role of Roving Minor League Coordinator in 2018 after spending four seasons (2014-17) as the manager of Triple-A Syracuse...2018 will mark his 29th season in professional baseball...He has 23 years of Minor League managing experience, collecting over 1,500 managerial wins (1,524-1,466, .510)...Managed International League All-Stars Trea Turner, Brian Goodwin and Rafael Martin in 2016...Was named the manager of the International League in the 2015 Triple-A All-Star Game...Led the Chiefs to an 81-62 record and captured the International League North Division championship in 2014...Was named 2014 International League Manager of the Year, his second such league citation (Southern League, 2012)...Served the previous seven seasons (2007-13) as the manager of the Montgomery Biscuits, the Double-A affiliate of the Tampa Bay Rays...Was named the 2012 Southern League Manager of the Year and was cited by *Baseball America* as the Best Manager Prospect in the Southern League following the 2010 campaign...Led Montgomery to a Southern League title in 2007, his first season at the helm...Managed Single-A Dayton (CIN) in 2006, and prior to that, spent three seasons (2003-05) in the Kansas City chain...Led Single-A Wilmington to the Carolina League playoffs in 2003 and 2004...From 1995-2002, worked his way throughout the Boston Red Sox Minor League system, with stops at Single-A Sarasota (2002), Double-A Trenton (2000-01), Single-A Augusta (1999), Single-A Michigan (1997-98), Short-Season Lowell (1996) and Rookie-level Butte (1995)...Spent two seasons (1993-94) as a coach in the Red Sox Minor League system...Was selected by Kansas City in the 50th round of the 1987 First-Year Player Draft out of the University of Hartford...Played two Minor League seasons before returning to Hartford to take his first coaching job...Resides in Cleveland, Ohio with his wife, Kristie...They have three children: Joshua, Jaycie and Abbie.

GARY THURMAN *Outfield/Baserunning Coordinator*

Thurman enters his sixth season as the Nationals Minor League Outfield/Baserunning Coordinator...He brings 19 years of experience as a manager, coach or instructor in professional baseball...Prior to joining Washington in 2013, he spent the 2012 campaign with the Miami Marlins as their first base coach and outfield/baserunning coordinator...From 2008-2011, Thurman worked in the Cleveland chain as their Minor League outfield/baserunning coordinator and prior to that, spent nine seasons as a coach or manager in the Seattle organization...During 2007, his final season with Seattle, he served as their first base coach as well as the team's outfield/baserunning coordinator...Thurman was selected 21st overall in the first round of the 1983 First-Year Player Draft by the Kansas City Royals...Played 16 professional seasons, including in big league campaigns with the Royals (1990-92), Detroit Tigers (1993), Seattle Mariners (1995) and New York Mets (1997).

MARK GRATER *Rehab Pitching Coordinator*

Grater returns for his 16th season with the organization and 12th as Rehab Pitching Coordinator...He served as pitching coach in 2006 for short-season Single-A Vermont and also served as pitching coach for Single-A Savannah (2005), Double-A Harrisburg (2004), Brevard County of the Single-A Florida State League (2003) and GCL Expos (2002)...Grater coached in the St. Louis system for six seasons, the first of which came as pitching coach with short-season New Jersey in 1997...He pitched in nine Major League games with St. Louis (1991), and Detroit (1993), posting a 3.38 ERA...During pro career, Grater led the American Association (24 in 1992) and Florida State League (32 in 1989) in saves...He was drafted by St. Louis in 1986 as a 24th-round selection out of Florida International University...Nicknamed "The Saver."

JON KOTREDES *Medical and Rehab Coordinator*

Kotredes enters his fifth season as Medical Rehab Coordinator...He moved to his current role after spending the 2013 season as a trainer with the Double-A Harrisburg Senators...2018 marks his 10th season with the Washington Nationals...Spent the 2011 and 2012 seasons with Single-A Hagerstown and worked the 2009-10 seasons with the Rookie-Level GCL Nationals...Prior to joining the Nationals, worked three years (2006-08) with the San Francisco organization, all with the Salem-Keizer Volcanoes of the short-season Northwest League...He graduated from the University of Maine in 2005 with a degree in Kinesiology and Physical Education.

JEFF ALLRED *Assistant Minor League Medical Coordinator*

Allred begins his 11th year in the Washington system, first in this role...He spent the last five seasons (2013-17) with Triple-A Syracuse...Joined the Chiefs in 2013 after spending the 2011-12 seasons with Double-A Harrisburg...Prior to his stint with the Senators, he served as athletic trainer with Single-A Potomac (2009-10) and Single-A Hagerstown (2008)...Began tenure with the Washington organization after spending one season (2007) with the Macon Music of the Independent South Coast League...Graduated in 2006 from Texas State University with a Bachelor of Science in athletic training...While attending Texas State, worked as a student trainer for the Bobcats athletic department...Allred, a Texas native, is NATA certified.

NATIONALS PARK
COMMUNITY RELATIONS
DREAM FOUNDATION
YOUTH BASEBALL ACADEMY
FRONT OFFICE | OWNERSHIP
MANAGER | COACHING STAFF
PLAYERS
2017 IN REVIEW
HISTORY AND RECORDS
SCOUTING | RESEARCH | PLAYER DEV.
MEDIA



MINOR LEAGUE COORDINATORS

TONY ROGOWSKI

Strength and Conditioning Coordinator

Rogowski is entering his ninth season with the Washington Nationals, his second as Strength and Conditioning Coordinator...Rogowski enjoyed two stints (2010, 2012-16) as the strength and conditioning coach of the Double-A Harrisburg Senators...He spent the 2011 season with the Single-A Potomac Nationals...Rogowski joined the organization in February 2010 after two seasons (2008-09) as a player in the independent Continental Baseball League and the independent Arizona League...Rogowski graduated from the University of Alabama - Huntsville in 2009 where he was a member of the baseball team and a student assistant coach...He earned a master's degree from California University of Pennsylvania in 2013...Rogowski and his wife, Nicole, reside in Winter Park, Fla.

CALVIN MINASIAN

Minor League Equipment Coordinator

Minasian begins his eighth season in the Washington chain, adding to his more than 28 years of experience in professional baseball... He has worked in both equipment and player development, having served as a Major and Minor League scout for Toronto during the 2010 season...Previously worked as the assistant clubhouse and equipment manager for the Texas Rangers...Minasian began career in MLB working as a ball boy for the Texas Rangers at age 10... He has a degree in finance from the University of Texas at Arlington and is originally from Chicago, Ill.

2017 MINOR LEAGUE PLAYERS OF THE YEAR

The Washington Nationals named outfielder **Daniel Johnson** their 2017 Minor League Player of the Year, right-handed pitcher **Wander Suero** their 2017 Minor League Pitcher of the Year, and catcher **Raury Read** as the recipient of the fifth-annual Bob Boone Award.

Johnson enjoyed a breakout season in 2017, hitting .298 with 29 doubles, four triples, 22 home runs, 72 RBI, 35 walks, 22 stolen bases and 83 runs scored in 130 games between Single-A Hagerstown and Single-A Potomac. Johnson ranked among Washington Nationals farmhands in home runs (3rd, 22), RBI (5th, 72) and stolen bases (4th, 22). Among full-season players, Johnson's .298 batting average was good for third in Washington's system. His .505 slugging percentage was good for eighth among all Single-A players, combined, and his .861 OPS was 10th.

A native of Vallejo, Calif., Johnson was one of just 10 players in all of Minor League Baseball (one of four at the Single-A level) to record at least 20 home runs and 20 stolen bases. Moreover, he was one of just two players in Minor League Baseball – and the only player at the Single-A level – to record a season with at least 29 doubles, 22 home runs and 22 stolen bases.

Suero paced Washington's Minor League system with 20 saves while going 3-2 with a 1.79 ERA (13 ER/65.1 IP) and 65 strikeouts in 54 games between Double-A Harrisburg and Triple-A Syracuse. He began the season with the Harrisburg Senators before he was promoted to the Syracuse Chiefs on June 2. Suero did not allow an earned run in 47 of his 54 games between the two clubs and surrendered just three home runs during the 2017 season. His 20 saves were tied for 11th in all of Minor League Baseball.

In his final 14 appearances prior to his promotion to Triple-A, Suero pitched to a 0.53 ERA (1 ER/17.0 IP), recorded 18 strikeouts, and two walks, and was 9-for-9 in save opportunities. He capped his 2017 season in similar fashion, going 2-0 with seven saves and a 0.39 ERA (1 ER/23.0 IP) in 19 games for the Chiefs from July 17 through the end of the season. He struck out 18 batters and did not allow a home run during that stretch.

Read spent the entire Minor League season with Double-A Harrisburg where he hit .265 with 25 doubles, one triple, 17 home runs, 61 RBI, 27 walks and 44 runs scored in a career-high 108 games. He also set career marks in home runs (17) and RBI (61). His .455 slugging percentage was good for third among Eastern League catchers in 2017.

Read's strong 2017 season earned him a promotion to the Major Leagues when rosters expanded on Sept. 1. He recorded his first Major League hit on Sept. 4 at Miami and made his first MLB start on Sept. 9 vs. Philadelphia.

2017 MINOR LEAGUE AWARDS

PLAYER	TEAM	AWARD	PLAYER	TEAM	AWARD
Jeffrey Rodriguez	Potomac Nationals	Carolina League Pitcher of the Week (May 1-7)	Ben Braymer	Auburn Doubledays	NY-Penn Lg. Pitcher of the Week (June 26-July 2)
Patrick Anderson	Hagerstown Suns	South Atlantic League mid-season All-Star	Neftali Soto	Syracuse Chiefs	International League Player of the Week (July 31-Aug. 6)
Sam Naron	Hagerstown Suns	South Atlantic League mid-season All-Star	Jose Marmolejos	Harrisburg Senators	Eastern League Player of the Week (Aug. 21-27)
Amaury Garcia	Hagerstown Suns	South Atlantic League mid-season All-Star	Yadiel Hernandez	Harrisburg Senators	Eastern League Player of the Week (Aug. 28-Sept. 4)
McKenzie Mills	Hagerstown Suns	South Atlantic League mid-season All-Star	Taylor Gushue	Potomac Nationals	Carolina League post-season All-Star
Tyler Watson	Hagerstown Suns	South Atlantic League mid-season All-Star	Victor Robles	Potomac Nationals	Carolina League post-season All-Star
Aldem Corredor	Hagerstown Suns	South Atlantic League mid-season All-Star	Daniel Johnson	Hagerstown Suns	South Atlantic League post-season All-Star
Carter Kieboom	Hagerstown Suns	South Atlantic League mid-season All-Star	Jake Noll	Hagerstown Suns	South Atlantic League post-season All-Star
Sheldon Neuse	Hagerstown Suns	South Atlantic League mid-season All-Star	Jake Scudder	Auburn Doubledays	New York-Penn League post-season All-Star
Daniel Johnson	Hagerstown Suns	South Atlantic League mid-season All-Star	Brandon Boggett	Auburn Doubledays	New York-Penn League post-season All-Star
Victor Robles	Potomac Nationals	Carolina League mid-season All-Star	Max Engelbrekt	Auburn Doubledays	New York-Penn League post-season All-Star
Taylor Gushue	Potomac Nationals	Carolina League mid-season All-Star	Josh Johnson	GCL Nationals	Gulf Coast League Manager of the Year
Kelvin Gutierrez	Potomac Nationals	Carolina League mid-season All-Star	Jesus Morales	DSL Nationals	Dominican Summer League All-Star
Ronald Pena	Potomac Nationals	Carolina League mid-season All-Star	Rafael Gomez	DSL Nationals	Dominican Summer League All-Star
Jose Marmolejos	Harrisburg Senators	Eastern League mid-season All-Star	Raury Read	Harrisburg Senators/Washington Nationals	MLB.com Organization All-Star
Raury Read	Harrisburg Senators	Eastern League mid-season All-Star	Neftali Soto	Harrisburg Senators/Syracuse Chiefs	MLB.com Organization All-Star
John Simms	Harrisburg Senators	Eastern League mid-season All-Star	Irving Falu	Syracuse Chiefs	MLB.com Organization All-Star
Ryan Brinley	Harrisburg Senators	Eastern League mid-season All-Star	Carter Kieboom	GCL Nationals/Auburn/Hagerstown	MLB.com Organization All-Star
Brandon Snyder	Syracuse Chiefs	International League mid-season All-Star	Victor Robles	Hagerstown/Potomac/Washington Nationals	MLB.com Organization All-Star
Andrew Stevenson	Syracuse Chiefs	International League mid-season All-Star	Daniel Johnson	Hagerstown Suns/Potomac Nationals	MLB.com Organization All-Star
Victor Robles	Potomac Nationals	SiriusXM All-Star Futures Game	Jose Marmolejos	Harrisburg Senators	MLB.com Organization All-Star
Luis Reyes	Potomac Nationals	Carolina League Pitcher of the Week (June 5-11)	Brandon Snyder	Syracuse Chiefs	MLB.com Organization All-Star
Daniel Johnson	Hagerstown Suns	South Atlantic Lg. Player of the Week (June 19-25)	Jaron Long	Harrisburg Senators/Syracuse Chiefs	MLB.com Organization All-Star
Oliver Ortiz	Auburn Doubledays	NY-Penn Lg. Player of the Week (June 19-25)	Wander Suero	Harrisburg Senators/Syracuse Chiefs	MLB.com Organization All-Star



SCOUTING, RESEARCH & PLAYER DEVELOPMENT

SYRACUSE CHIEFS (TRIPLE-A)



International League — Nationals Affiliate Since: 2009

Stadium: NBT Bank Stadium (1997) — **PHONE:** [315] 474-7833

General Manager: Jason Smorol

Media Contact & Radio Voice: Eric Gallanty

2017 Record: 54-87 (6th place, International League North Division)

RANDY KNORR*Manager*

Knorr returns to the dugout after spending the 2016-17 seasons as a Senior Advisor to General Manager Mike Rizzo in the field of player development...He returns to Triple-A Syracuse where he spent the 2011 season as the club's manager...He returned to the player development side in 2016 after spending the previous four seasons (2012-15) as Washington's Major League bench coach...He began serving as the Nationals' bench coach during the 2012 NL East Championship season, his third stint on Washington's Major League coaching staff (bullpen coach final three months of 2006, entire 2009 season)...Knorr managed six seasons in the Nationals' Minor League system where he had a hand in the development of many of the Nationals' homegrown Major League players...In 2010, he skippered the Double-A Harrisburg Senators, a club that boasted Stephen Strasburg, Tanner Roark, Drew Storen and Danny Espinosa, among other eventual big leaguers...Managed Single-A Potomac from 2006-08...Potomac's championship in 2008 was the first captured by a Nationals domestic club since the team's D.C. arrival in 2005...His first managerial experience came in 2005 with Single-A Savannah...That 2005 club included eventual big leaguers Ryan Zimmerman, Ian Desmond and Roger Bernadina, among others...Played 19 professional seasons, including parts of 11 Major League campaigns...A catcher, Knorr played in 253 big league games for Blue Jays (1991-95), Astros (1996-97, 1999), Marlins (1998), Rangers (2000) and Expos (2001)...Earned World Series rings with the Blue Jays in 1992 and 1993...Knorr resides in Tampa, Fla.

BRAD HOLMAN*Pitching Coach*

Holman joins the Nationals' system after spending the previous two seasons (2016-17) as the bullpen coach of the Texas Rangers...He was promoted to that role after spending seven seasons (2009-15) as a pitching coach through various levels of Texas' Minor League system...He worked the 2013-15 seasons with Triple-A Round Rock, 2011-12 with Single-A Myrtle Beach and 2009-10 with Single-A Hickory...Holman was selected co-recipient of the Bobby Jones Player Development Man of the Year Award after the 2013 season...He began his coaching career with six seasons (2002-07) in Seattle's organization...He worked as pitching coach at Single-A Wisconsin (2002-05), Double-A San Antonio (2006) and Single-A West Tennessee (2007)...He saw his only Major League action with the Mariners in 1993, going 1-3 with three saves and a 3.72 ERA (15 ER/36.1 IP) in 19 relief appearances across stints...Holman appeared in 170 Minor League games (19-19, 4.56 ERA) across parts of seven Minor League seasons with five organizations: Colorado (1995), Baltimore (1995), Seattle (1991-95) and Kansas City (1990)...He finished his career with three starts for the independent league Amarillo Dillas in 1996...Holman Attended Auburn (AL) University and was originally selected by Kansas City in the 35th round of the 1990 First-Year Player Draft...He and wife Stephanie have two daughters, Jessi and Tiffani.

BRIAN DAUBACH*Hitting Coach*

Daubach, in his eighth season in the Washington chain, returns to Triple-A Syracuse for his third season as hitting coach...Has helped tutor eventual big leaguers Brian Goodwin, Trea Turner, Adrian Sanchez, Spencer Kieboom, and Andrew Stevenson during his run as Chiefs hitting coach...He spent 2013-14 as the manager of Double-A Harrisburg...Skippered Nationals Minor League clubs to three first place finishes in five seasons...Led the Potomac Nationals to both first and second-half Carolina League North titles before falling to Salem (BOS) in the Mills Cup Championship in 2013...In 2012, led Hagerstown to its second consecutive first-place finish, going 82-55...Managed Matt Skole and Nathan Karns, the 2012 Washington Nationals Minor League Player and Pitcher of the Year...In 2011, managed Hagerstown to a 75-64 record in first season as skipper...Managed the American Defenders of independent Can-Am League (2009) and served as hitting coach for the Nashua Pride (2008) in the same league...Spent parts of eight seasons in the majors with Florida (1998), Boston (1999-02 & 2004), Chicago-AL (2003) and New York-NL (2005)...Won a World Series title in 2004 with the Red Sox...Hit .259 with 139 doubles, 93 homers and 333 RBI in 661 games at the big league level...Originally selected by the Mets in the 17th round of the 1990 Draft.

ERIC MONTAGUE*Athletic Trainer*

Montague embarks on his first season with Syracuse after spending the previous four seasons (2014-17) with Double-A Harrisburg...2018 will be his 20th season in professional baseball and his sixth season in the Nationals organization after 10 seasons at various levels of the Houston Astros' chain...Joined Washington's chain in 2013 with Single-A Potomac before joining Harrisburg the following season...Spent the 2011-12 seasons with Double-A Corpus Christi and prior to that, worked from 2004-10 with Salem and Lancaster, both Advanced-A affiliates of the Houston Astros...In 2003, Montague worked with Single-A Lexington after spending the 2002 campaign with Martinsville of the Rookie-Level Appalachian League...Prior to joining the Astros, he worked four seasons (1998-2001) in the Mets organization...Attended Mississippi State University, where he served as a student athletic trainer while earning his Bachelor of Science degree in fitness.

HARRISBURG SENATORS (DOUBLE-A)



Eastern League — Nationals/Expos Affiliate Since: 1991

Stadium: First National Bank Field (2010) — **Phone:** [717] 231-4444

General Manager: Randy Whitaker

Media Contact & Radio Voice: Terry Byrom

2017 Record: 60-80 (6th place, Eastern League West Division)

MATT LeCROY

Manager

LeCroy embarks on his third consecutive season as the manager of the Double-A Harrisburg Senators...2018 will mark his 10th season in a coaching role with the Washington Nationals organization...Under his tutelage in 2017, OF Victor Robles and C Raudy Read made the jump from Double-A to the Major Leagues...In 2016, he led the club to a 12-3 mark down the stretch, falling just one game short of the Eastern League playoffs...Spent two seasons (2014-15) on Nationals Major League staff, serving as Matt Williams' bullpen coach...LeCroy served as a Minor League manager in the Nationals' chain from 2009-13...He spent 2012 and 2013 managing at Double-A Harrisburg, including a 2013 season in which four of his players made their MLB debuts straight from Double-A: Anthony Rendon, Taylor Jordan, Nathan Karns and Ian Krol...Managed Single-A Potomac in 2011 and enjoyed two seasons (2009-10) as skipper at Single-A Hagerstown...Joined the Nationals coaching ranks prior to the 2009 season after retiring as a player in 2008...In addition to Rendon, Jordan, Karns and Krol, he has had a hand in the development of Trea Turner, Wilmer Difo, Lucas Giolito, Reynaldo Lopez, and Brian Goodwin among many others...In eight Major League seasons with Minnesota (2000-05, 2007) and Washington (2006), LeCroy batted .260 with 68 doubles, 60 home runs and 218 RBI in 476 games...Posted a .440 slugging percentage despite often playing the grueling position of catcher...Reached the Postseason four times with the Twins and batted .269 in 10 playoff contests...Learned from three of the highest-regarded managers in MLB: Tom Kelly (2000-01), Ron Gardenhire (2002-05, 2007), and Frank Robinson (2006)...He was selected 50th overall in the 1997 First-Year Player Draft out of Clemson (SC) University...Resides in Belton, S.C. with his wife, Holly, and their five children: Isabella, Maggie, Noah, Max and Mabree.

MICHAEL TEJERA

Pitching Coach

Tejera embarks on his first season with Double-A Harrisburg after spending the previous seven seasons as pitching coach with the GCL Nationals...2018 marks his eighth season in Washington's system...Following the 2017 season, he served as pitching coach for the Mesa Solar Sox of the Arizona Fall League...With that club, he worked with current Nationals farmhands Dakota Bacus, Jimmy Cordero, Kyle McGowin and Austen Williams...While with the GCL Nationals, he was tasked with being one of the first pitching coaches to welcome newly signed and drafted players to Washington's organization...Prior to joining Washington's system, he spent nine seasons with Bethune-Cookman (FL) University...Worked as pitching coach and recruiting coordinator for the Cats...Enjoyed two seasons (1998-99) of pro ball in the Mexican Baseball League...Attended New Mexico State University where he pitched and played shortstop.

BRIAN RUPP

Hitting Coach

Rupp enters his seventh season with the Nationals organization, third as hitting coach of the Harrisburg Senators...He spent two seasons (2014-15) as hitting coach for Single-A Potomac...Served in the same capacity for Single-A Hagerstown in 2013...Managed Potomac in 2012, his first season in the Washington system...Prior to joining Washington, Rupp spent the previous eight seasons as a coach or manager in the Royals' system...Was manager of Single-A Wilmington from 2009-11...Earned the 2008 Dick Howser Award, given annually to the Royals' top Minor League manager, after leading Burlington (IA) to the Midwest League title...Skipped his club to the playoffs in five of eight seasons with the Royals...Drafted by St. Louis in the 43rd round of the 1992 Draft, Rupp played seven seasons in the Cardinals Minor League system...Earned the South Atlantic League batting title in 1993...Joined the Cardinals Minor League coaching staff and served as manager for Peoria (1999), New Jersey (2001) and Johnson City (2002)...Also spent the 2000 season as hitting coach at Arkansas...Rupp resides in Florissant, Mo., with his wife, Stacie, and son, Andrew.

T.D. SWINFORD

Athletic Trainer

Swinford joins the Senators after spending the last three seasons with Single-A Potomac (2015-17)...The 2018 season will be his eighth season in the Nationals organization...Following the 2015 season, worked with the Mesa Solar Sox of the Arizona Fall League...Spent the 2013 season with Single-A Hagerstown and prior to that, was Auburn's athletic trainer for the 2011-12 seasons...Prior to joining Washington, worked in Baltimore's chain as head athletic trainer from 2007-10 with Bluefield Orioles of the rookie-level Appalachian League as well as the assistant athletic trainer/head strength coach from 2004-06 with Frederick of the Single-A South Atlantic League...Graduated from McKendree (IL) College in 2003 with a degree in athletic training and physical education...Full name is Theren (T.D.) Dwight Swinford III.

SCOUTING, RESEARCH & PLAYER DEVELOPMENT

POTOMAC NATIONALS (SINGLE-A)



Carolina League — Nationals Affiliate Since: 2005

Stadium: G. Richard Pfitzner Stadium (1984) — [703] 590-2311

General Managers: Brian Holland & Aaron Johnson

Media Contact & Radio Voice: Mike Weisman

2017 Record: 63-77 (5th place, Carolina League North Division)

TRIPP KEISTER*Manager*

Keister begins his seventh season in the Washington system, fourth as the skipper of Single-A Potomac...During the 2017 season, he managed one of the top prospects in Minor League Baseball, Victor Robles, as well as Washington's Minor League Player of the Year, Daniel Johnson...Led Potomac to a share of the second half Northern Division title with a 39-31 record in the season's second half in 2016...Fell to Lynchburg in the Northern Division Championship Series...Was cited by *Baseball America* as the best manager in the Carolina League...Following the 2015 season, managed the Salt River Rafters of the Arizona Fall League...Led Potomac to the 2014 Mills Cup Championship, topping Myrtle Beach 3-1 in the best-of-five series...The Nationals went 78-58 during that season...In 2013, led Single-A Hagerstown to an 80-57 record, a first-half South Atlantic League Northern Division championship and a berth in the South Atlantic League Championship Series...Managed the GCL Nationals in 2012, his first season as a professional manager...Spent the previous 16 seasons as a coach at the collegiate level, most recently with Division III Wesley (DE) College...He has coached at the University of South Carolina, Delaware State University and Wesley...Also served as an area scout for San Diego, Philadelphia, Pittsburgh and Baltimore...Played four seasons in the minors after being selected by the Mets in the 32nd round of the 1992 First-Year Player Draft...A graduate of McKean (DE) High School, Keister earned a Bachelor of Science degree in physical education at the University of Delaware in 1992.

SAM NARRON*Pitching Coach*

Narron enters his seventh season as a coach in the Nationals chain, first with Single-A Potomac...He spent the previous four seasons (2014-17) with Single-A Hagerstown...Following the 2016 season, served as the pitching coach of the Glendale Desert Dogs of the Arizona Fall League...Spent the 2012-13 seasons as the pitching coach for short-season Auburn...Has worked with eventual Major Leaguers Erick Fedde, Lucas Giolito, Koda Glover and Reynaldo Lopez, as well as Nationals prospects...Joined the Nationals in 2012 after enjoying a nine-year playing career...Pitched in the Texas and Milwaukee Minor League chains...Made his big league debut with Texas, July 30, 2004 vs. Oakland...MLB debut was lone big league appearance...Went 75-48 with a 4.08 ERA in 215 games (168 starts) during pro career...Originally drafted by the Rangers in the 15th round of 2002 First-Year Player Draft...Played collegiately at East Carolina (NC) University...Grandson of former big league catcher and coach Sam Narron...Cousins Jerry and Johnny are veteran Major League coaches.

LUIS ORDAZ*Hitting Coach*

Ordaz returns to Single-A Potomac for his third season...Under his tutelage, OF Daniel Johnson won Washington's Minor League Player of the Year Award in 2017 and 1B Jose Marmolejos the award in back-to-back seasons (2015-16)...During his three seasons with Potomac, Ordaz has worked with top prospects Andrew Stevenson, Victor Robles, Drew Ward, Osvaldo Abreu and Rafael Bautista, among others...He spent the 2014 and 2015 seasons with Single-A Hagerstown, working with eventual Major Leaguers Wilmer Difo and Spencer Kieboom...Under his watch, Difo was named the 2014 South Atlantic League Most Valuable Player...Prior to his stint with the Suns, he spent three years (2011-13) as the hitting coach at short-season Single-A Auburn...2011 marked his second year exclusively as an instructor after spending the 2010 campaign as a player/coach with Triple-A Syracuse...Enjoyed a seven-year MLB playing career with St. Louis (1997-99), Kansas City (2000-02) and Tampa (2006)...Ordaz, a native of Maracaibo, VEN, played shortstop (122 games), second base (71 games) and third base (10 games)...Made his MLB debut with the Cardinals on Sept. 3, 1997 vs. Chicago-AL.

DON NEIDIG*Athletic Trainer*

Neidig is in his sixth season with the Nationals organization, first with Single-A Potomac...He spent the previous four seasons (2014-17) with Single-A Hagerstown...He worked the 2013 season with the GCL Nationals and the 2012 season working in the Pittsburgh chain for the State College Spikes of the New York-Penn League and prior to that, worked for the Rookie-level Gulf Coast League Pirates in Bradenton, Fla....Neidig, from Williamsport, Pa., graduated from Lock Haven (PA) University where he worked as a student instructor, teaching anatomy and physiology courses.

HAGERSTOWN SUNS (SINGLE-A)

South Atlantic League — Nationals Affiliate Since: 2007

Stadium: Municipal Stadium (1930) — **Phone:** [301] 791-6266

General Manager: Travis Painter

Media Contact & Radio Voice: Shawn Murnin

2017 Record: 73-63 (2nd place, South Atlantic League North Division)

PATRICK ANDERSON*Manager*

Anderson returns for his sixth season as a manager in Washington's Minor League system, fifth with Single-A Hagerstown...Anderson has posted a .500 or better record in three of his four seasons as the skipper of the Suns...For the second time in three years, Anderson guided the Hagerstown Suns to the South Atlantic League playoffs in 2016...Earned the 2016 bid after claiming the Northern Division first-half championship (43-27, .614)...Under his watch, Wilmer Difo was named South Atlantic League MVP (2014), Jose Marmolejos was named Washington Nationals Minor League Player of the Year in 2015 and Daniel Johnson took home the award in 2017...In 2014, Anderson led the Hagerstown Suns to the South Atlantic League Championship Series, falling to Asheville (COL) in the best-of-five series...Was promoted to Single-A Hagerstown after leading the Rookie-level GCL Nationals to a 49-9 (.845) record and a Gulf Coast League Championship in 2013, his first season as a member of the Nationals organization...The 49-9 record established a Minor League Baseball record for the best domestic regular-season winning percentage...Was the head baseball coach at Hofstra (NY) University from 2009-2012 and from 2001-08...Worked in the Kansas City organization as a Minor League hitting and catching instructor...Prior to his stint with the Royals, Anderson spent four seasons as an assistant coach and recruiting coordinator at Hofstra...During the summer of 2000, he worked as the hitting coach for the Orleans Cardinals of the Cape Cod League...Anderson began his collegiate coaching career at Gannon University (PA), where he worked as an assistant coach and recruiting coordinator from 1996-97...Anderson, a native of nearby Silver Spring, Md., was an All-Met Selection for Paint Branch High School in Montgomery County...He graduated from Mars Hill (NC) College in 1997 where he earned degrees in business administration and physical education and currently resides in Levittown, N.Y....Anderson's wife, Larissa, is currently the head softball coach at Hofstra University.

TIM REDDING*Pitching Coach*

Redding joins Single-A Hagerstown after spending the previous four seasons (2014-17) as the pitching coach for short-season Single-A Auburn...At Auburn, he was tasked with being one of the first pitching coaches to welcome newly signed and drafted players to Washington's organization...Has worked with some of Washington's top prospects, including Seth Romero, Will Crowe, Koda Glover, Erick Fedde as well as former Nationals farmhands Tyler Watson and Dane Dunning...Watson was named a New York-Penn League All-Star in 2016...Joined the coaching ranks in 2014 after a 14-year professional career, including a two-year (2007-08) stint with the Washington Nationals...Went 37-57 with a 4.95 ERA in 179 games/144 starts spanning portions of eight Major League seasons with the Padres (1995), Yankees (1995), Astros (2001-04), Nationals (2007-08) and Mets (2009)...Went 13-17 with a 4.53 ERA in 48 starts over his two seasons with the Nationals...In 1998, played for Auburn after being drafted by the Astros the previous season...Grew up in nearby Rochester, N.Y....Selected by Houston in the 20th round of the 1997 First-Year Player Draft out of Monroe (NY) Community College.

AMAURY GARCIA*Hitting Coach*

Garcia embarks on his ninth season with Washington, third as hitting coach with Single-A Hagerstown...As hitting coach in 2017, OF Daniel Johnson enjoyed a breakout campaign and Jake Noll ranked in the top 10 in the South Atlantic League in many offensive categories...Garcia spent the 2014 and 2015 seasons as the hitting coach of the short-season Single-A Auburn Doubledays and the 2012 and 2013 seasons as the hitting coach of the GCL Nationals...Worked the 2010 and 2011 seasons with DSL Nationals...Also works with the Nationals' top young prospects during the Florida Instructional League that follows the regular season...Has worked with eventual Major Leaguers Bryce Harper, Anthony Rendon, Brian Goodwin, Victor Robles, Andrew Stevenson, among others...Played 12 professional seasons, including a 10-game stint in the majors with Florida during the 1999 season...Resides in Santo Domingo, DOM.

DARREN YOOS*Athletic Trainer*

Yoos begins his sixth year in the Nationals organization...He joins Single-A Hagerstown after serving short-season Single-A Auburn since the 2013 season...Spent the 2012 campaign in Boston's chain with the Double-A Portland Sea Dogs...Prior to his work with the Red Sox, Yoos served as the head athletic trainer for Watertown (CT) High School from 2008-11...Yoos is from Watertown, Conn., and graduated from Southern Connecticut State University in 2008.

SCOUTING, RESEARCH & PLAYER DEVELOPMENT

AUBURN DOUBLEDAYS (SINGLE-A)



Short-season New York-Penn League — Nationals Affiliate Since: 2011

Stadium: Falcon Park (1995) — [802] 655-4200

General Manager: Adam Winslow

Media Contact & Radio Voice: TBD

2017 Record: 30-45 (5th place, New York-Penn League Pinckney Division)

JERAD HEAD

Manager

Head returns to short-season Single-A Auburn for his third season as a full-time manager after moving to the role in 2016...Under his guidance, Jake Scudder, Branden Boggetto and Max Engelbrekt were named New York-Penn League All-Stars in 2017 and Tyler Watson and Nick Banks took home the honors in 2016...Head spent the 2015 season as a member of the Gulf Coast League Nationals coaching staff...Head enjoyed an eight year professional career, spending time in the Cleveland (2006-2011), Detroit (2012), and Washington (2013) chains...He appeared in 10 games for the Cleveland Indians in 2011, making his Major League debut on Aug. 28 against the Kansas City Royals...He started in left field and singled in his first MLB at bat...Head appeared in 822 professional games, including parts of three seasons in the Dominican and Puerto Rican Winter Leagues...Head is native of Topeka, Kan. and attended Washburn (KS) University...He signed with the Cleveland Indians as a non-drafted free agent following the 2005 First-Year Player Draft.

FRANKLIN BRAVO

Pitching Coach

Bravo is in his 16th season as a pitching coach in the Washington system...He returns to short-season Single-A for the first time since 2009-11...He spent four seasons (2014-17) with Single-A Potomac...During his tenure, he has tutored Major Leaguers Erick Fedde, Koda Glover, A.J. Cole, Lucas Giolito, Reynaldo Lopez, Austin Voth and Taylor Jordan, among many others...Helped Austen Williams earn the 2015 "Bob Boone" Award...He spent the 2012 and 2013 campaigns at Single-A Hagerstown...Prior to that, Bravo worked three seasons for the Nationals short-season affiliates in Vermont (2009-2010) and Auburn (2011)...Spent four seasons (2005-2008) as pitching coach of the GCL Nationals...Served as pitching coach of short season Vermont in 2004 and the Expos' Dominican Summer League entry in 2003...Played five seasons in Pittsburgh's Minor League system, retiring after the 2000 season...In 1999 at Hickory of the Single-A South Atlantic League, posted a 7-1 record with a 3.22 ERA in 34 games (eight starts) to finish second in the organization in ERA (3.21)...Resides in Santo Domingo, DOM.

MARK HARRIS

Hitting Coach

Harris enters his third season with short-season Single-A Auburn after spending the previous two seasons (2014-15) as Double-A Harrisburg's hitting coach...In his role with Auburn, Harris is one of the first big league hitting coaches to work with draft picks and international signings...Under Harris' guidance in 2014, Michael A. Taylor experienced a breakout campaign that saw him hit .313 with 22 home runs in 98 games for Double-A Harrisburg...In addition to Taylor, Harris has tutored eventual Major Leaguers Trea Turner, Wilmer Difo, Victor Robles, Raudy Read, Pedro Severino, Billy Burns, among many others...Spent the 2013 campaign with the Single-A Potomac Nationals...It was his second stint with Potomac...Worked as Hagerstown's hitting coach in 2012 and spent 2011 as Potomac's hitting coach...Joined the Nationals' organization in 2011 after spending the previous four seasons (2007-10) with the Kansas City Royals...Served as Kansas City's Minor League infield coordinator from 2008-10 and worked one season (2007) as a roving coach...Has enjoyed stints as a scout and coach in the Texas and Philadelphia chains, respectively...Runs a private baseball academy...Played in the Yankees Minor League system after being selected in first round (No. 25) of 1978 January Draft...Resides in Gainesville, Va.

KIRBY CRAFF

Athletic Trainer

Craff begins his fifth season in professional baseball...He moves to short-season Single-A Auburn after spending the previous four seasons with the GCL Nationals...University of Pittsburgh-Bradford graduate is NATA certified...He played baseball (catcher) for four seasons for the Panthers...Gained athletic training experience while at Pitt during a year-long internship with the Cleveland Indians' operation in the Phoenix area, while working for Perfect Game USA, and at Verrado High School in Buckeye, Ariz.

GCL NATIONALS (ROOKIE-LEVEL)



Gulf Coast League — Nationals Affiliate Since: 2005

Stadium: The Ballpark of the Palm Beaches (2017) — [844] 676-2017

Player Development: JJ Estevez

Administrator, Minor League Operations: Dianne Wiebe

2017 Record: 34-22 (1st place, Gulf Coast League East Division)

MARIO LISSON*Manager*

Lisson joins the managerial ranks after a 16-year professional playing career that included stints in the Kansas City (2002-12), San Francisco (2014) and Washington (2015-17) organizations...Lisson also garnered playing experience thanks to eight seasons playing in the Venezuelan Winter League with Caracas (2006-07) and Magallanes (2011-18)...In addition, he spent the 2016 season playing for Satillo of the Mexican League...Lisson played in more than 1,800 professional games between the three leagues...He hit .257 with 264 doubles, 17 triples, 148 home runs, 700 RBI, 206 stolen bases and 691 runs scored in 1,322 Minor League games between his stints with Kansas City, San Francisco and Washington's systems...A native of Caracas, VEN, Lisson originally signed with Kansas City as a non-drafted free agent on April 1, 2002.

LARRY PARDO*Pitching Coach*

Pardo returns to the role of pitching coach after spending the previous two seasons with the Atlanta Braves as their Director of International Player Development...Pardo served as the pitching coach for the Arizona League Diamondbacks for two seasons (2014-15)...Prior to joining the Diamondbacks, he worked as an amateur scout for the Houston Astros from 2010-12...His career with the Astros was highlighted by the signing of infielder Carlos Correa...Pardo worked as a scout for the Milwaukee Brewers for four seasons (2001, 2004-06) where he was credited with signing Ryan Braun and Michael Brantley...Pardo pitched went 17-39 with a 5.16 ERA in 158 games across seven Minor League seasons...He was originally selected by the Texas Rangers in the sixth round of the 1984 Draft out of Christopher Columbus High School in Miami, Fla...Resides in Miami, with his wife, Ileana, and children, Lawrence, Jr. and Katrina.

JORGE MEJIA*Hitting Coach*

Mejia returns to the Nationals' Gulf Coast League staff for his fifth season, and he is one of the first hitting coaches to welcome newly signed and drafted players to Washington's organization...Under his guidance in 2016, Juan Soto was named the Gulf Coast League's Most Valuable Player...Joined the GCL squad after two seasons (2012-13) with Washington's Dominican Summer League affiliate...Joined the coaching ranks in 2011 as a hitting instructor in San Diego's Minor League system after a nine-year professional playing career...Spent the previous five professional seasons in various independent leagues, playing for Calgary (Golden Baseball League, 2008-10), Brockton (Can-Am, 2007), Quebec (Can-Am, 2007), and Rio Grande (United League, 2007)...Prior to that, Mejia enjoyed two seasons (2004-05) in the Reds' chain after playing the previous five years (1999-2003) with Oakland.

DSL NATIONALS (ROOKIE-LEVEL)



Dominican Summer League — Nationals Affiliate Since: 2005

Stadium: Las Americas Complex (1997)

Academy Administrator: Alex Rodriguez

Media Contact & Radio Voice: N/A

2017 Record: 28-43 (8th place, Dominican Summer League North Division - Boca Chica)

SANDY MARTINEZ

Manager

Martinez is entering his eighth season as the manager of the Dominican Summer League Nationals...Has managed some of the top international talent in Washington's system, including Wilmer Difo, Victor Robles, Juan Soto, Yasel Antuna, Luis Garcia, and Anderson Franco, among others ...Enjoyed a 15-year professional career before becoming a coach in the Nationals' organization...Hit .230 with 32 doubles, four triples, six home runs and 51 RBI in 218 games during parts of eight Major League seasons with Toronto (1995-97), Chicago-NL (1998-99), Florida (2000), Montreal (2001), Cleveland (2004), and Boston (2004)...Was behind the plate for the Cubs when Kerry Wood struck out 20 batters on May 6, 1998 vs. Houston...Resides in Santo Domingo, DOM.

PABLO FRIAS

Pitching Coach

Frias enters his ninth season with the Dominican Summer League Nationals...He brings more than 26 years of experience as a pitching coach at the professional level...Prior to joining the Nationals in 2010, he spent six seasons (2004-09) with Minnesota as a coach at their Dominican Academy...From 2001-03 he served as the pitching coach of Leones de Yucatan of the Mexican League...Spent seven seasons (1994-00) with Arizona and prior to that, began his coaching career with Toronto (1992-93)...Spent two seasons as a player in Toronto's Minor League system...Resides in Santo Domingo, DOM.

FREDDY GUZMAN

Hitting Coach

Guzman joins the coaching ranks after a 16-year professional career that included parts of five Major League seasons...A switch-hitting outfielder, Guzman spent time in the San Diego (2001-06), Texas (2006-07), Detroit (2008), Seattle (2009), Boston (2009), Baltimore (2009) and New York-AL (2009) systems...He made his Major League debut with San Diego in 2004 and would go on to appear in big league games with Texas in 2006 and 2007, New York in 2009 and Tampa Bay in 2013...Guzman spent the last seven seasons (2011-17) playing in the Mexican League for Monvlova (2011), Minatitlan (2011), Carmen (2012-15), Laguna (2016), Tijuana (2016) and Quintana (2017)... He was originally signed by the San Diego Padres on April 17, 2000.

MIGUEL CABRERA

Athletic Trainer

Cabrera is entering his 15th season with the Expos/Nationals organization...The longest tenured member of Washington's DSL player development staff, Cabrera joined the franchise in 2004 after serving the private sector from 2000-03...Began his professional career as a trainer's assistant for Pittsburgh from 1998-99...Resides in Santo Domingo, DOM.

MANNY MOORE

Athletic Trainer

Moore is entering his fourth season with the DSL Nationals after joining the organization in 2015...Prior to joining Washington's system, Moore served as the assistant athletic trainer for the Salem Red Sox, the Single-A Carolina League affiliate of the Boston Red Sox...Before getting his start in professional baseball, Moore worked at Breakthru Physical Therapy in Voorhees, N.J...A native of Mount Holly, N.J., Moore graduated from Rowan (NJ) University in 2013 with a Bachelor of Science in athletic training.

NATIONALS PARK
COMMUNITY RELATIONS
DREAM FOUNDATION
YOUTH BASEBALL ACADEMY
FRONT OFFICE | OWNERSHIP
MANAGER | COACHING STAFF
PLAYERS
2017 IN REVIEW
HISTORY AND RECORDS
SCOUTING | RESEARCH | PLAYER DEV.
MEDIA



TOP PROSPECT LISTS

BASEBALL AMERICA'S TOP NATIONALS PROSPECTS

2018

- Victor Robles, OF
- Juan Soto, OF
- Erick Fedde, RHP
- Carter Kieboom, SS
- Seth Romero, LHP
- Luis Garcia, SS
- Wil Crowe, RHP
- Daniel Johnson, OF
- Raudy Read, C
- Yasel Antuna, SS
- Blake Perkins, OF
- Kelvin Gutierrez, 3B
- Andrew Stevenson, OF
- Pedro Severino, C
- Rafael Bautista, OF
- Jackson Tetreault, RHP
- Brigham Hill, RHP
- Jose Marmolejos, 1B
- Drew Ward, 3B
- Taylor Gushue, C
- Nick Raquet, LHP
- Kyle Johnston, RHP
- Jose Sanchez, SS
- Jefry Rodriguez, RHP
- Telmito Agustin, OF
- Austin Voth, RHP
- Joan Baez, RHP
- Anderson Franco, 3B
- Jakson Rietz, C
- Oswaldo Abreu, SS

2017

- Victor Robles, OF
- Erick Fedde, RHP
- Juan Soto, OF
- Wilmer Difo, INF
- Andrew Stevenson, OF
- Koda Glover, RHP
- Luis Garcia, SS
- Carter Kieboom, SS
- Pedro Severino, C
- Austin Voth, RHP

2016

- Lucas Giolito, RHP
- Trea Turner, INF
- Victor Robles, OF
- Erick Fedde, RHP
- Reynaldo Lopez, RHP
- Wilmer Difo, INF
- A.J. Cole, RHP
- Andrew Stevenson, OF
- Austin Voth, RHP
- Anderson Franco, 3B

2015

- Lucas Giolito, RHP
- Michael A. Taylor, OF
- Reynaldo Lopez, RHP
- Erick Fedde, RHP
- Steven Souza Jr., OF
- A.J. Cole, RHP
- Wilmer Difo, INF
- Drew Ward, 3B
- Andrew Goodwin, OF
- Nick Pivetta, RHP

2014

- Lucas Giolito, RHP
- A.J. Cole, RHP
- Brian Goodwin, OF
- Matt Skole, 1B/3B
- Robbie Ray, LHP
- Sammy Solis, LHP
- Michael Taylor, OF
- Jake Johansen, RHP
- Nathan Karns, RHP
- Steven Souza, OF

2013

- Anthony Rendon, 3B
- Lucas Giolito, RHP
- Brian Goodwin, OF
- Matt Skole, 1B/3B
- Nathan Karns, RHP
- Christian Garcia, RHP
- Eury Perez, OF
- Sammy Solis, LHP
- Matt Purke, LHP
- Zach Walters, SS

2012

- Bryce Harper, OF
- Anthony Rendon, 3B
- Danny Espinosa, INF
- A.J. Cole, RHP
- Brian Goodwin, OF
- Alex Meyer, RHP
- Matt Purke, LHP
- Sammy Solis, LHP
- Chris Norris, C
- Steve Lombardozzi, INF

2011

- Bryce Harper, OF
- Derek Norris, C
- Danny Espinosa, SS
- A.J. Cole, RHP
- Wilson Ramos, C
- Sammy Solis, LHP
- Cole Kimball, RHP
- Eury Perez, OF
- Chris Marrero, 1B
- Brad Peacock, RHP

2010

- Stephen Strasburg, RHP
- Derek Norris, C
- Drew Stoen, RHP
- Ian Desmond, SS
- Danny Espinosa, INF
- Chris Marrero, 1B
- Jeff Kobernus, 2B
- Justin Maxwell, OF
- Michael Burgess, OF
- Destin Hood, OF

2009

- Jordan Zimmermann, RHP
- Ross Detwiler, LHP
- Chris Marrero, 1B
- Michael Burgess, OF
- Jack McGeary, LHP
- Derek Norris, C
- Destin Hood, OF
- Adrian Nieto, C
- J.P. Ramirez, OF
- Esmalyn Gonzalez, SS

2008

- Chris Marrero, 1B
- Ross Detwiler, LHP
- Collin Balester, RHP
- Michael Burgess, OF
- Jack McGeary, LHP
- Josh Smoker, RHP
- Jordan Zimmermann, RHP
- Justin Maxwell, OF
- Colton Wilems, RHP
- John Lannan, LHP

2007

- Collin Balester, RHP
- Chris Marrero, 1B
- Colton Wilems, RHP
- Kory Casto, 3B
- Esmalyn Gonzalez, SS
- Zenchy Zinzolia, RHP
- Glenn Gibson, LHP
- Matt Chico, LHP
- Stephen King, SS
- Ian Desmond, SS

2006

- Ryan Zimmerman, 3B
- Collin Balester, RHP
- Clint Everets, RHP
- Ian Desmond, SS
- Kory Casto, 3B
- Mike Hinkley, LHP
- Bill Bray, LHP
- Larry Broadway, 1B/OF
- Daryl Thompson, RHP
- Frank Diaz, OF

2005

- Mike Hinkley, LHP
- Larry Broadway, OF
- Ryan Church, OF
- Clint Everts, RHP
- Brendon Harris, 3B
- Bill Bray, LHP
- Daryl Thompson, RHP
- Darrell Rasner, RHP
- Kory Casto, 3B
- Collin Balester, RHP



Juan Soto



Erick Fedde



Wander Suero



Daniel Johnson

MLB.COM

2018

- Victor Robles, OF
- Juan Soto, OF
- Carter Kieboom, SS
- Erick Fedde, RHP
- Seth Romero, LHP
- Wil Crowe, RHP
- Andrew Stevenson, OF
- Yasel Antuna, SS
- Luis Garcia, SS
- Daniel Johnson, OF
- Blake Perkins, OF
- Kelvin Gutierrez, 3B
- Rafael Bautista, OF
- Raudy Read, C
- Pedro Severino, C
- Nick Raquet, LHP
- Jackson Tetreault, RHP
- Drew Ward, 3B
- Jose Marmolejos, 1B
- Brigham Hill, RHP
- Austin Voth, RHP
- Kyle Johnston, RHP
- Taylor Gushue, C
- Jakson Rietz, C
- Anderson Franco, 3B
- Oswaldo Abreu, SS
- Jose Sanchez, INF
- Telmito Agustin, OF
- Joan Baez, RHP
- Armond Upshaw, OF

NATIONALS PARK

COMMUNITY RELATIONS

FOUNDATION

DREAM

YOUTH BASEBALL ACADEMY

FRONT OFFICE OWNERSHIP

COACHING STAFF

MANAGER

PLAYERS

IN REVIEW

HISTORY AND RECORDS

SCOUTING | RESEARCH | PLAYER DEV.

MEDIA



SCOUTING, RESEARCH & PLAYER DEVELOPMENT

MINOR LEAGUE PLAYERS

ACEVEDO, CARLOS — RHP

DD AGE: 23 **HT:** 6-3 **WT:** 200 **BATS:** R **THROWS:** R **BORN:** 9/27/94 La Vega, DOM

OBTAINED: Signed as a non-drafted free agent, November 12, 2013.

YEAR	CLUB	W	L	ERA	G	GS	CG	SHO	SV	IP	H	R	ER	HR	HB	BB	SO	SO/9	WP	BK	BAA
2013										DID NOT PITCH / Signed Late											
2014	DSL Nationals	3	3	3.56	14	10	0	0	0	55.2	74	40	22	2	8	16	44	7.1	7	0	.323
2015	GCL Nationals	2	1	3.64	10	1	0	0	0	29.2	24	13	12	1	3	9	20	6.1	6	0	.222
2016	Auburn	2	5	3.45	11	7	0	0	0	44.1	47	18	17	1	8	11	18	3.7	2	1	.284
	Hagerstown	0	1	4.50	2	0	0	0	0	4.0	6	5	2	0	1	1	0	0.0	1	0	.400
2017	Hagerstown	0	0	2.08	2	2	0	0	0	8.2	5	2	2	0	0	1	8	8.3	0	2	.161
	GCL Nationals	0	0	1.13	3	3	0	0	0	8.0	4	1	1	0	0	0	7	7.9	0	0	.143
MINORS TOTALS		7	10	3.35	42	23	0	0	0	150.1	160	79	56	4	20	38	97	5.8	16	3	.276

ADLER, SEAN — LHP

DD AGE: 24 **HT:** 6-1 **WT:** 195 **BATS:** L **THROWS:** L **BORN:** 3/18/94 Northridge, CA **SCHOOL:** North Carolina State University

OBTAINED: Signed as a non-drafted free agent, July 14, 2017.

YEAR	CLUB	W	L	ERA	G	GS	CG	SHO	SV	IP	H	R	ER	HR	HB	BB	SO	SO/9	WP	BK	BAA
2017	GCL Nationals	3	0	3.31	10	0	0	0	0	16.1	17	10	6	0	0	5	17	9.4	2	0	.250
MINORS TOTALS		3	0	3.31	10	0	0	0	0	16.1	17	10	6	0	0	5	17	9.4	2	0	.250

ADDN, JOAN — RHP

DD AGE: 19 **HT:** 6-2 **WT:** 185 **BATS:** R **THROWS:** R **BORN:** 8/12/98 Santo Domingo, DOM

OBTAINED: Signed as a non-drafted free agent, July 2, 2016.

YEAR	CLUB	W	L	ERA	G	GS	CG	SHO	SV	IP	H	R	ER	HR	HB	BB	SO	SO/9	WP	BK	BAA
2016										DID NOT PITCH / Signed Late											
2017	DSL Nationals	2	1	3.54	13	0	0	0	1	28.0	24	13	11	1	6	9	31	9.9	7	0	.240
MINORS TOTALS		2	1	3.54	13	0	0	0	1	28.0	24	13	11	1	6	9	31	9.9	7	0	.240

AGUSTIN, TELMITO — OF

DD AGE: 21 **HT:** 5-10 **WT:** 160 **BATS:** L **THROWS:** L **BORN:** 10/9/96 Charlotte Amalie, US Virgin Islands

OBTAINED: Signed as a non-drafted free agent, October 10, 2013.

CAREER NOTES: 2018: Enters the season rated as the No. 25 prospect by *Baseball America* and the No. 28 prospect in Washington's system by MLB.com. 2017: Appeared in a career-high 113 games, setting career marks in nearly every offensive category along the way. Entered the season rated as the No. 28 prospect in Washington's system, per *Baseball America* and the No. 26 prospect per MLB.com. 2016: Tied for fourth on the club with a career-high five home runs. 2015: Was named an MiLB.com Organization All-Star...Made his domestic debut...Hit .344 with nine doubles, four triples, one home run, 22 RBI, 10 stolen bases and 18 runs scored in 45 games between GCL and Auburn.

YEAR	CLUB	AVG	G	AB	R	H	TB	2B	3B	HR	RBI	SH	SF	HP	BB	SO	SB	CS	OBP	SLG	OPS	E
2013										DID NOT PLAY / Signed Late												
2014	DSL Nationals	.300	60	220	56	66	109	14	10	3	41	4	5	6	40	17	25	7	.413	.495	.908	8
2015	GCL Nationals	.331	38	130	13	43	58	8	2	1	18	1	1	0	9	17	9	2	.371	.446	.817	3
	Auburn	.400	7	30	5	12	17	1	2	0	4	1	0	0	1	5	1	1	.419	.567	.986	1
2016	Hagerstown	.265	72	238	35	63	92	12	1	5	30	3	2	0	16	71	14	9	.309	.387	.695	5
	GCL Nationals	.000	1	4	0	0	0	0	0	0	0	0	0	0	2	0	0	0	.000	.000	.000	0
2017	Potomac	.206	33	102	12	21	28	4	0	1	14	5	0	1	6	27	3	2	.275	.257	.532	2
	Hagerstown	.277	80	296	45	82	135	18	4	9	37	3	2	1	13	74	9	4	.456	.308	.764	6
MINORS TOTALS		.281	291	1020	166	287	439	57	19	19	144	17	10	8	85	243	61	25	.430	.338	.769	21

ALASTRE, TOMAS — RHP

DD AGE: 19 **HT:** 6-4 **WT:** 170 **BATS:** R **THROWS:** R **BORN:** 6/11/98 Valencia, VEN

OBTAINED: Signed as a non-drafted free agent, July 2, 2014.

CAREER NOTES: 2017: His 3.04 ERA between the GCL Nationals and short-season Single-A Auburn was the best in Washington's system among qualified pitchers.

YEAR	CLUB	W	L	ERA	G	GS	CG	SHO	SV	IP	H	R	ER	HR	HB	BB	SO	SO/9	WP	BK	BAA
2014										DID NOT PITCH / Signed Late											
2015	DSL Nationals	0	5	3.98	14	14	0	0	0	54.1	48	37	24	2	13	33	50	8.3	16	0	.236
2016	GCL Nationals	0	3	5.21	7	4	0	0	0	19.0	21	15	11	1	4	14	12	5.7	8	0	.292
2017	Auburn	0	1	5.63	2	2	0	0	0	8.0	11	6	5	0	0	6	6	6.8	1	0	.367
	GCL Nationals	3	1	2.55	9	6	0	0	0	42.1	29	15	12	3	1	14	43	9.1	5	0	.192
MINORS TOTALS		3	10	3.78	32	26	0	0	0	123.2	109	73	52	6	18	67	111	8.1	30	0	.239

ALMANZAR, MICHAEL — 3B

DD AGE: 27 HT: 6-3 WT: 190 BATS: R THROWS: R BORN: 12/2/90 Santo Domingo, DOM

OBTAINED: Signed as a Minor League free agent, July 13, 2017.

CAREER NOTES: 2017: Hit .254 with 17 doubles, two triples, nine homers, 43 RBI and 31 runs scored in 105 games between Triple-A Toledo and Triple-A Syracuse. 2015: Spent the entire season with Triple-A Norfolk...Tied for second in the International League with 138 games...His 138 games played were tied for the second-most in a single season since the Tides became an Orioles affiliate in 2007. 2014: Was acquired by BAL on Aug. 30. 2013: Named an Eastern League mid-season All-Star. 2012: Tied for third in all of Advanced-A with 36 doubles, and ranked fifth in the Carolina League and seventh among Boston minor leaguers with a career-high .300 batting average... Finished among Carolina League leaders in doubles (11st), hits (T3rd), and total bases (4th), all career-highs...Named a Carolina League post-season All-Star...Selected to the Arizona Fall League Rising Stars Game. 2007: Was originally signed by Boston as a non-drafted free agent, July 2, 2007.

YEAR	CLUB	AVG	G	AB	R	H	TB	2B	3B	HR	RBI	SH	SF	HP	BB	SO	SB	CS	OBP	SLG	OPS	E
2008	GCL Red Sox	.348	23	89	16	31	42	6	1	1	11	0	0	2	8	15	3	3	.414	.427	.886	2
	Greenville	.207	35	140	12	29	44	5	2	2	11	0	1	1	5	39	0	1	.238	.314	.552	11
2009	Greenville	.207	49	188	13	39	55	7	0	3	17	0	1	5	9	53	0	0	.261	.293	.554	5
	Lowell	.230	59	222	29	51	67	7	3	1	29	0	2	3	16	52	1	2	.288	.302	.590	15
2010	Greenville	.246	127	487	56	120	183	27	3	10	55	0	8	6	30	114	4	1	.294	.376	.670	37
2011	Salem	.182	61	220	18	40	54	8	0	2	15	1	1	3	9	55	3	3	.223	.245	.468	10
	Greenville	.220	50	177	15	39	55	10	0	2	31	0	2	6	6	38	1	2	.367	.311	.578	4
2012	Salem	.300	124	454	62	136	208	36	0	12	54	0	4	7	33	77	10	4	.353	.458	.811	15
2013	Portland	.268	131	507	67	136	219	29	3	16	81	0	6	6	42	100	13	3	.328	.432	.760	19
2014	Frederick	.118	5	17	1	2	4	2	0	0	2	0	0	1	1	4	0	0	.211	.235	.446	0
	Norfolk	.118	5	17	1	2	5	0	0	1	2	0	0	0	1	5	0	0	.167	.294	.461	0
	GCL Orioles	.125	2	8	0	1	2	1	0	0	0	0	0	0	0	3	0	0	.125	.250	.375	2
	Portland	.277	49	166	18	46	70	9	0	5	25	0	1	9	12	39	2	0	.365	.422	.778	8
2015	Norfolk	.225	138	502	40	113	151	26	0	4	50	0	5	6	27	93	1	0	.270	.301	.571	21
2016	Norfolk	.241	118	410	42	99	156	23	2	10	41	2	4	3	31	106	1	2	.297	.380	.677	21
2017	Toledo	.246	61	224	19	55	90	10	2	7	24	0	2	5	9	59	0	1	.288	.402	.690	15
	Syracuse	.268	44	142	12	38	51	7	0	2	19	0	1	0	7	33	0	0	.300	.359	.659	4
	MINORS TOTALS	.246	1081	3970	421	977	1456	213	16	78	467	3	38	63	246	885	39	22	.298	.367	.665	189

ALVARADO, ELVIS — OF

DD AGE: 18 HT: 6-4 WT: 175 BATS: R THROWS: R BORN: 2/23/99 San Ignacio de Sabaneta, DOM

OBTAINED: Signed as a non-drafted free agent, July 10, 2015.

YEAR	CLUB	AVG	G	AB	R	H	TB	2B	3B	HR	RBI	SH	SF	HP	BB	SO	SB	CS	OBP	SLG	OPS	E
2015	DID NOT PLAY / Signed Late																					
2016	DID NOT PLAY																					
2017	DSL Nationals	.139	45	158	19	22	36	6	1	2	9	2	1	2	10	70	0	1	.199	.228	.427	5
	MINORS TOTALS	.139	45	158	19	22	36	6	1	2	9	2	1	2	10	70	0	1	.199	.228	.427	5

AMES, JEFF — RHP

DD AGE: 27 HT: 6-4 WT: 225 BATS: R THROWS: R BORN: 1/31/91 Vancouver, WA SCHOOL: Lower Columbia (WA) CC

OBTAINED: Signed as a Minor League free agent, Dec. 23, 2017.

CAREER NOTES: 2017: Struck out 78 batters in 63.1 innings in his first stint with Triple-A Durham. 2016: Spent the entire campaign with Double-A Montgomery...All 48 appearances came in relief, and his 63.0 IP were his most since 2013. 2015: Made 38 appearances between Single-A Charlotte and Double-A Montgomery...Yielded only one HR in a combine. 2014: Limited to eight games (seven starts) due to a pair of stints on the DL, the second of which ended his season. 2013: Named to the Midwest League mid-season All-Star Team...Ranked sixth in the league in ERA (2.98), first in opp avg. (.210) and second in WHIP (1.09). 2012: Named to the New York-Penn League mid-season All-Star Team...Ranked third in the NYPFL in ERA (1.96) and fourth in strikeouts (70) and opp avg. (.195). COLLEGE: Had 108 strikeouts in 88.0 IP in his final season at Lower Columbia...Signed by Paul Kirsch (TBR).

YEAR	CLUB	W	L	ERA	G	GS	CG	SHO	SV	IP	H	R	ER	HR	HB	BB	SO	SO/9	WP	BK	BAA
2011	Princeton	4	2	7.12	11	5	0	0	1	30.1	40	25	24	4	0	7	39	11.6	0	0	.317
2012	Hudson Valley	6	1	1.96	14	13	0	0	0	64.1	44	21	14	1	10	20	70	9.8	3	0	.195
2013	Bowling Green	9	4	2.98	23	23	0	0	0	114.2	87	39	38	10	5	38	83	6.5	7	1	.210
2014	Charlotte	1	6	6.29	8	7	0	0	0	34.1	44	27	24	7	2	16	21	5.5	2	0	.319
2015	Charlotte	1	3	3.64	24	0	0	0	3	42.0	41	19	17	1	3	24	36	7.7	2	1	.265
	Montgomery	3	0	0.73	14	0	0	0	0	24.2	19	2	2	0	1	14	26	9.5	0	0	.226
2016	Montgomery	6	2	2.71	48	0	0	0	6	63.0	45	21	19	7	4	40	61	8.7	0	1	.200
2017	Durham	1	1	3.98	46	2	0	0	2	63.1	54	29	28	6	2	35	78	11.1	4	0	.229
	MINORS TOTALS	31	19	3.42	188	50	0	0	12	436.2	374	183	166	36	27	194	414	8.5	18	3	.233

AMOROSO, THONY — RHP

DD AGE: 19 HT: 6-0 WT: 165 BATS: R THROWS: R BORN: 8/2/98 Caracas, VEN

OBTAINED: Signed as a non-drafted free agent, July 2, 2016.

YEAR	CLUB	W	L	ERA	G	GS	CG	SHO	SV	IP	H	R	ER	HR	HB	BB	SO	SO/9	WP	BK	BAA	
2016	DID NOT PITCH / Signed Late																					
2017	DSL Nationals	1	1	3.86	15	0	0	0	1	18.2	22	15	8	1	1	14	14	6.7	5	0	.293	
	MINORS TOTALS	1	1	3.86	15	0	0	0	1	18.2	22	15	8	1	1	14	14	6.7	5	0	.293	



SCOUTING, RESEARCH & PLAYER DEVELOPMENT

ANTUNA, YASEL — INF

DD AGE: 18 **HT:** 6-0 **WT:** 170 **BATS:** S **THROWS:** R **BORN:** 10/26/99 Peravia, DOM

OBTAINED: Signed as a non-drafted free agent, July 2, 2016.

CAREER NOTES: 2018: Enters the season as the No. 10 prospect in Washington's system, according to *Baseball America* and the No. 8 prospect by MLB.com. 2017: Ranked third among Nationals farmhands and just outside of the top 10 in the GCL in batting average (.301)...Split time between shortstop (20 starts) and third base (15 starts)...Was the fourth-youngest position player in the GCL...Entered the season rated as the No. 25 prospect in Washington's system, per *Baseball America* and the No. 19 prospect per MLB.com. 2016: Was ranked as the No. 14 prospect in the 2016 international signing class by *Baseball America* and MLB.com.

YEAR	CLUB	AVG	G	AB	R	H	TB	2B	3B	HR	RBI	SH	SF	HP	BB	SO	SB	CS	OBP	SLG	OPS	E
2016	DID NOT PLAY / Signed Late																					
2017	GCL Nationals	.301	48	173	25	52	69	8	3	1	17	0	2	1	23	29	5	5	.382	.399	.781	26
MINORS TOTALS		.301	48	173	25	52	69	8	3	1	17	0	2	1	23	29	5	5	.382	.399	.781	26

AQUINO, LUIS — INF

DD AGE: 18 **HT:** 6-1 **WT:** 170 **BATS:** R **THROWS:** R **BORN:** 4/28/99 Bani, DOM

OBTAINED: Signed as a non-drafted free agent, July 2, 2015.

YEAR	CLUB	AVG	G	AB	R	H	TB	2B	3B	HR	RBI	SH	SF	HP	BB	SO	SB	CS	OBP	SLG	OPS	E
2015	DID NOT PLAY / Signed Late																					
2016	DSL Nationals	.210	57	205	28	43	57	4	5	14	12	0	1	2	12	71	6	3	.260	.278	.538	17
2017	DSL Nationals	.270	52	178	32	48	65	4	5	1	24	3	4	3	15	52	19	11	.330	.365	.695	12
MINORS TOTALS		.238	109	383	60	91	122	8	10	1	38	4	4	5	27	123	25	14	.294	.319	.612	29

ARIAS, ANDRY — OF

DD AGE: 17 **HT:** 6-3 **WT:** 180 **BATS:** L **THROWS:** L **BORN:** 6/19/00, San Cristobal, DOM

OBTAINED: Signed as a non-drafted free agent, July 2, 2017.

YEAR	CLUB	AVG	G	AB	R	H	TB	2B	3B	HR	RBI	SH	SF	HP	BB	SO	SB	CS	OBP	SLG	OPS	E
2017	DID NOT PLAY / Signed Late																					

BACUS, DAKOTA — RHP

DD AGE: 27 **HT:** 6-2 **WT:** 200 **BATS:** R **THROWS:** R **BORN:** 4/2/91 Moline, IL

SCHOOL: Indiana State University

OBTAINED: Acquired from OAK in exchange for C Kurt Suzuki, August 22, 2013.

CAREER NOTES: 2017: Recorded a 1.80 ERA (8 ER/40.0 IP) in 23 relief appearances between Single-A Potomac and Double-A Harrisburg...Converted five saves...Walked just seven batters while striking out 33...Began the season on the disabled list before being reinstated on 6/15...Was promoted to Harrisburg on 7/24...Following the season, appeared in eight games (0-1, 5.23 ERA) for the Mesa Solar Sox in the Arizona Fall League. 2016: Went 5-3 with a 4.48 ERA in 24 games/six starts between Double-A Harrisburg, Single-A Potomac and the GCL Nationals...Struck out 68 batters in 66.1 innings pitched across the three stops. 2015: Went 8-3 with a 3.33 ERA across three levels of Washington's system...Began the season with Single-A Potomac before being promoted to Double-A Harrisburg on 5/21...Finished the season (promoted on 9/4) with Triple-A Syracuse...His 3.33 ERA ranked sixth among qualified pitchers in Washington's chain...Earned Carolina League Pitcher of the Week on 5/18 (2-0, 0.82 ERA, 14 SO)...Following the season, played for the Salt River Rafter's of the Arizona Fall League. 2014: Made a career-high 20 starts for Single-A Potomac...Led the P-Nats with 128.2 IP. 2012: Named Arizona Rookie League post-season All-Star...Was originally selected by OAK in the ninth round of the 2012 First-Year Player Draft...Signed by Rich Sparks (OAK).

YEAR	CLUB	W	L	ERA	G	GS	CG	SHO	SV	IP	H	R	ER	HR	HB	BB	SO	SO/9	WP	BK	BAA
2012	AZL Athletics	3	0	1.20	18	1	0	0	7	30.0	12	4	4	0	0	5	35	10.5	2	0	.121
2013	Beloit	9	5	3.56	26	16	0	0	0	121.1	124	55	48	6	5	38	90	6.7	10	0	.263
	Hagerstown	1	0	0.00	2	1	0	0	0	8.1	2	0	0	0	4	5	5.4	1	0	0	.069
2014	Potomac	7	6	4.41	27	20	0	0	1	128.2	143	70	63	9	3	40	89	6.2	7	0	.285
2015	Potomac	2	0	2.33	8	5	0	0	3	27.0	23	8	7	1	2	10	29	9.7	2	0	.219
	Harrisburg	6	3	3.51	22	11	1	1	0	89.2	87	38	35	7	1	29	53	5.3	6	0	.259
	Syracuse	0	0	5.40	2	0	0	0	0	5.0	4	3	3	1	1	3	2	3.6	1	0	.222
2016	Harrisburg	1	1	7.80	9	0	0	0	1	15.0	16	15	13	1	1	14	13	7.8	0	0	.276
	Potomac	3	2	3.77	13	6	0	0	0	45.1	39	22	19	1	0	18	49	9.7	2	0	.224
	GCL Nationals	1	0	1.50	2	0	0	0	0	6.0	4	1	1	0	0	6	9.0	0	0	0	.190
2017	Potomac	1	0	1.27	12	0	0	0	3	21.1	21	6	3	1	0	3	16	6.8	1	0	.259
	Harrisburg	1	2	2.41	11	0	0	0	2	18.2	18	5	5	2	0	4	17	8.2	0	0	.247
MINORS TOTALS		35	19	3.50	152	60	1	1	17	516.1	493	227	201	29	13	168	404	7.0	32	0	.251

BAEZ, JEYNER — C

DD AGE: 22 **HT:** 6-1 **WT:** 175 **BATS:** R **THROWS:** R **BORN:** 7/25/95 El Tigre, VEN

OBTAINED: Signed as a non-drafted free agent, November 20, 2013.

YEAR	CLUB	AVG	G	AB	R	H	TB	2B	3B	HR	RBI	SH	SF	HP	BB	SO	SB	CS	OBP	SLG	OPS	E
2013	DID NOT PLAY / Signed Late																					
2014	DSL Nationals	.273	44	139	26	38	47	5	2	0	17	1	2	5	20	19	1	7	.380	.338	.718	4
2015	GCL Nationals	.000	1	1	0	0	0	0	0	0	0	1	0	0	0	0	0	0	.000	.000	.000	0
	DSL Nationals	.282	34	124	20	35	43	5	0	1	6	2	0	0	7	17	4	3	.321	.347	.668	2
2016	GCL Nationals	.550	6	20	4	11	15	4	0	0	4	0	1	0	3	1	1	0	.583	.750	1.333	4
2017	Auburn	.250	39	140	12	35	50	12	0	1	19	1	0	0	4	30	4	0	.271	.357	.628	4
MINORS TOTALS		.281	124	424	62	119	155	26	2	2	46	5	3	5	34	67	10	10	.339	.366	.705	20

BAEZ, JOAN — RHP**DD AGE:** 23 **HT:** 6-3 **WT:** 190 **BATS:** R **THROWS:** R **BORN:** 12/26/94 San Cristobal, DOM**OBTAINED:** Signed as a non-drafted free agent, April 25, 2014.**CAREER NOTES:** 2018: Enters the season rated as the No. 27 prospect by *Baseball America* and the No. 29 prospect in Washington's system by MLB.com. 2017: Went 6-8 with a 3.42 ERA in 21 games (20 starts) between Single-A Potomac and the GCL Nationals...Entered the season rated as the No. 29 prospect in Washington's system, per *Baseball America* and the No. 20 prospect per MLB.com...BA also cited him as having the "Best Curveball" in Washington's system. 2016: Ranked among Nationals farmhands in ERA (8th, 3.94) and strikeouts (5th, 119)...Led the Hagerstown Suns and posted career highs in many categories, including games started (27), innings pitched (125.2), strikeouts (119)...Tied for the club lead with nine wins...From 8/2 to the end of the season, went 3-0 with a 2.19 ERA (9 ER/37.0 IP) in seven starts...Entered the season rated as the No. 18 prospect in Washington's system, per *Baseball America* and MLB.com. 2014: Moved from the DSL Nationals to the GCL in early August...Was named DSL mid-season All-Star.

YEAR	CLUB	W	L	ERA	G	GS	CG	SHO	SV	IP	H	R	ER	HR	HB	BB	SO	SO/9	WP	BK	BAA
2014	DSL Nationals	4	1	1.15	11	11	0	0	0	54.2	33	16	7	1	4	17	49	8.1	5	0	.168
	GCL Nationals	1	3	3.78	4	3	0	0	0	16.2	18	13	7	2	1	3	12	6.5	3	0	.254
2015	Hagerstown	0	1	11.32	3	3	0	0	0	10.1	13	13	13	1	1	6	6	5.2	2	1	.295
	GCL Nationals	1	3	2.13	9	9	0	0	0	42.1	31	11	10	0	0	19	42	8.9	7	0	.211
	Auburn	2	2	7.13	5	5	0	0	0	17.2	21	14	14	0	2	14	17	8.7	1	1	.313
2016	Hagerstown	9	7	3.94	27	27	0	0	0	125.2	120	66	55	5	11	64	119	8.5	21	1	.258
2017	Potomac	4	8	3.87	17	17	1	0	0	79.0	64	45	34	3	8	66	65	7.4	16	1	.229
	GCL Nationals	2	0	1.47	4	3	0	0	0	18.1	9	4	3	0	2	5	23	11.3	2	0	.150
MINORS TOTALS		23	25	3.53	80	78	1	0	0	364.2	309	182	143	12	29	194	333	8.2	57	4	.233

BANKS, NICK — OF**DD AGE:** 23 **HT:** 6-1 **WT:** 215 **BATS:** L **THROWS:** L **BORN:** 11/18/94 Tomball, TX **SCHOOL:** Texas A&M University**OBTAINED:** Selected in the fourth round of the 2016 First-Year Player Draft.**CAREER NOTES:** 2017: Ranked among Hagerstown hitters in hits (3rd, 111), doubles (3rd, 24) and RBI (3rd, 58)...Entered the season rated as the No. 8 prospect in Washington's system per MLB.com. 2016: Reported to short-season Single-A Auburn following the 2016 Draft...Earned New York-Penn League All-Star honors...Led Auburn in RBI (19), ranked second on the club in hits (64) and tied for fourth in doubles (8). **COLLEGE:** Hit .289 (66-for-288) with 13 doubles, three triples, nine home runs, 49 RBI, 22 walks, seven stolen bases and 47 runs scored during his junior season at Texas A&M...Was named MVP of the 2016 SEC Tournament and helped the Aggies as they advanced to the Super Regionals of the NCAA Tournament...As a sophomore in 2015, earned American Baseball Coaches Association third-team All-America honors and was named second-team All-SEC...He ranked fourth in the SEC in batting average (.364), fifth in on-base percentage (.450) and sixth in hits (87)...Signed by Tyler Witt.

YEAR	CLUB	AVG	G	AB	R	H	TB	2B	3B	HR	RBI	SH	SF	HP	BB	SO	SB	CS	OBP	SLG	OPS	E
2016	Auburn	.277	60	231	18	64	74	8	1	0	19	4	2	1	11	37	7	2	.310	.320	.631	3
2017	Hagerstown	.252	122	440	52	111	164	24	4	7	58	5	4	3	31	90	14	7	.303	.373	.676	1
MINORS TOTALS		.261	182	671	70	175	238	32	5	7	77	9	6	4	42	127	21	9	.306	.355	.660	4

BARNETT, JAKE — LHP**DD AGE:** 23 **HT:** 6-2 **WT:** 190 **BATS:** L **THROWS:** L **BORN:** 7/30/94 Escondido, CA **SCHOOL:** Lewis and Clark (ID) State College**OBTAINED:** Selected in the 20th round of the 2016 First-Year Player Draft.**CAREER NOTES:** 2017: Began the season with short-season Single-A Auburn before being promoted to Single-A Hagerstown in early August...Posted a 2.62 ERA (10 ER/34.1 IP) in 19 games between the two stops. **COLLEGE:** Went 6-1 with a 3.40 ERA in 47.2 innings his junior year at Lewis and Clark State, striking out 51 batters while only walking 16...He transferred from Palomar (CA) College, where in two seasons, Barnett posted a 17-5 record with a 2.59 ERA in 180.2 innings...Started 28 of 29 games at Palomar, where he recorded 155 strikeouts and just 40 walks...Signed by Scott Ramsay.

YEAR	CLUB	W	L	ERA	G	GS	CG	SHO	SV	IP	H	R	ER	HR	HB	BB	SO	SO/9	WP	BK	BAA
2016	GCL Nationals	0	0	1.80	2	0	0	0	0	5.0	4	3	1	1	1	0	2	3.6	1	0	.211
2017	Auburn	3	2	1.50	10	0	0	0	2	18.0	16	3	3	0	0	1	13	6.5	3	0	.250
	Hagerstown	1	1	3.86	9	0	0	0	0	16.1	18	9	7	0	2	3	14	7.7	1	0	.273
MINORS TOTALS		4	3	2.52	21	0	0	0	2	39.1	38	15	11	1	3	4	29	6.6	5	0	.255

BARRERA, FELIPE (TRES) — C**DD AGE:** 23 **HT:** 6-0 **WT:** 215 **BATS:** R **THROWS:** R **BORN:** 9/15/94 San Antonio, TX **SCHOOL:** University of Texas**OBTAINED:** Selected in the sixth round of the 2016 First-Year Player Draft.**CAREER NOTES:** 2017: Entered the season rated as the No. 23 prospect in Washington's system, per MLB.com. 2016: Reported to short-season Single-A Auburn following the 2016 Draft...Led the Doubledays with three home runs and ranked fourth on the club with 17 RBI. **COLLEGE:** Hit .289 (61-for-211) with 17 doubles, six homers, 37 RBI, 28 walks and 35 runs scored in 57 games as Texas' primary backstop in 2016...He was named honorable mention All-Big 12 following the season...Signed by Tyler Witt.

YEAR	CLUB	AVG	G	AB	R	H	TB	2B	3B	HR	RBI	SH	SF	HP	BB	SO	SB	CS	OBP	SLG	OPS	E
2016	Auburn	.244	48	164	19	40	60	9	1	3	17	0	2	9	15	22	0	0	.337	.366	.703	3
2017	Hagerstown	.278	67	237	28	66	110	18	1	8	27	0	2	6	23	58	1	0	.354	.464	.818	3
MINORS TOTALS		.264	115	401	47	106	170	27	2	11	44	0	4	15	38	80	1	0	.347	.424	.771	6

SCOUTING, RESEARCH & PLAYER DEVELOPMENT

BARRETT, AARON — RHP

DD AGE: 30 **HT:** 6-3 **WT:** 230 **BATS:** R **THROWS:** R **BORN:** 1/2/88 Evansville, IN **SCHOOL:** University of Mississippi

OBTAINED: Signed as a Minor League free agent, April 5, 2017.

CAREER NOTES: 2015: Started the season strong, going 2-0 with a 1.46 ERA (2 ER/12.1 IP) in his first 15 appearances...Struck out 19, walked two, held opposing batters to a .182 avg...Was placed on the 15-day disabled list, June 12 (right bicep strain)...Returned on July 10 and in his next nine games, tossed 7.2 scoreless innings, allowing four hits, one walk and seven strikeouts...Allowed 8-of-27 inherited runners to score (29.6%)...Underwent "Tommy John" ligament replacement surgery, Sept. 3 (Dr. James Andrews).
 2014: Made the Major League club out of Spring Training...Earned the win in his MLB debut on Opening Day...Entered the game in the bottom of the ninth of a 5-5 tie with NYM and proceeded to retire the side (K, F, K)...Ranked fourth among rookie relievers in strikeouts per nine innings (10.84)...Surrendered just one home run in 51.0 innings between Washington and Triple-A Syracuse...Right-handed batters hit just .192/.277/.253 against him...Did not allow an earned run in his final 12 MLB appearances...Was optioned to Triple-A Syracuse on Aug. 1 to allow him to get rest and prepare for the 2014 Postseason...Was recalled to Washington when rosters expanded on Sept. 1. **2013:** Posted a career-high 26 saves and fanned 12.3 batters per nine innings for Harrisburg in first Double-A campaign...26 saves ranked second in both the Eastern League and Washington's system...Following the season, was named the "Best Reliever" in the Eastern League by *Baseball America*. **2012:** Posted a 1.06 ERA in 11 appearances with Potomac of the Single-A Carolina League, but spent the majority of the summer as Hagerstown's closer...Posted 16 saves for the Suns to rank fourth in the Single-A South Atlantic League...Struck out a career-best 73 batters for the two clubs (12.7 per nine innings)...Was touched for only two home runs in 51.2 innings...Following the season, pitched for Salt River in the prestigious Arizona Fall League. **2011:** Worked exclusively in relief and posted nine saves, a 4.05 ERA and 10.8 strikeouts per nine innings in 10 appearances with Auburn of the Short-season Single-A New York-Penn League...Participated in the Nationals' Extended Spring Training program. **2010:** Pitched in 10 games, including four starts (0-4), for Vermont of the Short-season Single-A New York-Penn League in pro debut. **COLLEGE:** Is a University of Mississippi alum...Went 7-6 with a 5.41 ERA in two seasons for Ole Miss...As a junior, anchored the Rebels weekend rotation with Drew Pomeranz and pocketed victories at the expense of No. 2 Florida, No. 8 Louisville, No. 9 Arkansas and No. 20 Kentucky...Pitched at Wabash Valley (IN) College before signing with Ole Miss...Signed by Eric Robinson.

YEAR	CLUB	W	L	ERA	G	GS	CG	SHO	SV	IP	H	R	ER	HR	BB	SO	SO/9	WP	BK	BAA	
2010	Vermont	0	5	9.43	10	4	0	0	0	21.0	26	25	22	3	1	22	25	10.7	9	0	.299
2011	Auburn	1	2	4.05	19	0	0	0	0	9	26.2	16	12	2	0	20	32	10.8	5	0	.172
2012	Hagerstown	3	2	2.60	31	0	0	0	16	34.2	25	12	10	2	0	11	52	13.5	6	1	.197
	Potomac	0	0	1.06	11	0	0	0	1	17.0	9	2	2	0	2	3	21	11.1	2	0	.153
2013	Harrisburg	1	1	2.15	51	0	0	0	26	50.1	40	14	12	2	0	15	69	12.3	3	0	.215
2014	Washington	3	0	2.66	50	0	0	0	0	40.2	33	17	12	1	1	20	49	10.8	6	1	.220
	Syracuse	1	0	0.00	10	0	0	0	2	10.1	5	0	0	0	0	1	8	7.0	0	0	.139
2015	Washington	3	3	4.60	40	0	0	0	0	29.1	28	15	15	1	3	7	35	10.7	1	0	.248
	Potomac*	0	0	0.00	4	3	0	0	0	3.0	3	1	0	0	1	6	18.0	0	0	0	.273
2016										DID NOT PITCH / Injured											
2017										DID NOT PITCH / Injured											
MINORS TOTALS		6	10	3.20	136	7	0	0	54	163.0	124	66	58	9	3	73	213	11.8	25	1	.207
MLB TOTALS		6	3	3.47	90	0	0	0	0	70.0	61	32	27	2	4	27	84	10.8	7	1	.232

BECKWITH, TYLER — INF

DD AGE: 23 **HT:** 6-2 **WT:** 196 **BATS:** R **THROWS:** R **BORN:** 7/18/94 Mt. Airy, MD **SCHOOL:** University of Richmond (VA)

OBTAINED: Selected in the 17th round of the 2016 First-Year Player Draft.

CAREER NOTES: 2017: Began the season with Single-A Hagerstown before being promoted to Single-A Potomac in mid-August. **2016:** Reported to the GCL Nationals following the 2016 Draft...Was promoted to Single-A Hagerstown in late August. **COLLEGE:** Was the only Spider to play in all 52 games his senior season...Hit .319, finished first on the club in triples (four), second on the team in hits (69), home runs (six), RBI (38) and stolen bases (10)...Finished eighth in school history with nine career triples...Started all 53 games his junior season as well, where he led the team in stolen bases (10) and hit .258 with 15 doubles, seven home runs and 28 RBI...Signed by Bobby Myrick.

YEAR	CLUB	AVG	G	AB	R	H	TB	2B	3B	HR	SH	SF	HP	BB	SO	SB	CS	OBP	SLG	OPS	E	
2016	GCL Nationals	.270	35	126	23	34	44	5	1	1	10	0	0	3	14	32	4	0	.357	.349	.706	5
	Hagerstown	.200	10	40	3	8	11	3	0	0	4	1	0	2	12	1	0	.238	.275	.513	2	
2017	Hagerstown	.218	30	87	16	19	28	1	1	2	5	0	0	19	34	3	0	.358	.322	.680	8	
	Potomac	.207	10	29	4	6	11	0	1	1	3	0	1	2	11	0	0	.250	.379	.629	5	
MINORS TOTALS		.238	85	282	46	67	94	9	3	4	22	1	1	37	89	8	0	.331	.333	.665	20	

BENCOSME, BRYAN — INF

DD AGE: 20 **HT:** 6-1 **WT:** 175 **BATS:** R **THROWS:** R **BORN:** 12/18/97 Santiago de los Caballero, DOM

OBTAINED: Signed as a non-drafted free agent, July 2, 2014.

YEAR	CLUB	AVG	G	AB	R	H	TB	2B	3B	HR	RBI	SH	SF	HP	BB	SO	SB	CS	OBP	SLG	OPS	E
2014										DID NOT PLAY / Signed Late												
2015	DSL Nationals	.191	64	220	17	42	55	8	1	1	15	4	1	4	24	61	4	5	.281	.250	.531	34
2016	DSL Nationals	.191	64	215	20	41	51	2	4	0	21	2	3	2	33	53	5	0	.300	.237	.538	19
2017	DSL Nationals	.259	61	224	27	58	86	13	3	3	29	3	2	2	24	53	4	3	.333	.384	.717	21
MINORS TOTALS		.214	189	659	64	141	192	23	8	4	65	9	6	8	81	167	13	8	.305	.291	.596	74

BLASH, JAMORI — 1B

DD AGE: 22 **HT:** 6-4 **WT:** 225 **BATS:** R **THROWS:** R **BORN:** 11/9/95 St. Thomas, US Virgin Islands **SCHOOL:** Cochise (AZ) Community College

OBTAINED: Selected in the 23rd round of the 2017 First-Year Player Draft.

CAREER NOTES: 2017: Reported to the GCL Nationals following the 2017 Draft...Clubbed his first professional home run on 7/10 vs. GCL Astros. **COLLEGE:** In his sophomore season at Cochise College, Blash batted .324 with 11 home runs, 41 RBI, and 40 runs scored...He is the brother of New York Yankees outfielder Jabari Blash...Signed by Mitch Sokol.

YEAR	CLUB	AVG	G	AB	R	H	TB	2B	3B	HR	RBI	SH	SF	HP	BB	SO	SB	CS	OBP	SLG	OPS	E
2017	GCL Nationals	.253	28	95	18	24	32	3	1	1	8	0	1	2	11	26	2	3	.339	.337	.676	3
MINORS TOTALS		.253	28	95	18	24	32	3	1	1	8	0	1	2	11	26	2	3	.339	.337	.676	3



BOGETTO, BRANDEN — INF

OD AGE: 24 **HT:** 6-0 **WT:** 190 **BATS:** R **THROWS:** R **BORN:** 11/10/93 Joliet, IL **SCHOOL:** Southeast Missouri State University

OBTAINED: Selected in the 25th round of the 2016 First-Year Player Draft.

CAREER NOTES: **2017:** Began the season with short-season Single-A Auburn before joining Single-A Hagerstown in mid-August...Despite the promotion, ranked third on Auburn with 24 RBI...Was named a New York-Penn League mid-season All-Star. **2016:** Reported to the GCL Nationals following the 2016 Draft. **COLLEGE:** As a senior in 2016, was one of four Redhawks to play in every game...Hit .339 with 18 doubles, four triples, five homers and 61 RBI in 59 games...His 61 RBI were tied for best on the team and his 82 hits were second-best...Was named First Team All-OVC as a senior and Second Team All-OVC as a junior...In his junior season, led SEMO in home runs (13) and runs (61)...His 23 doubles were a school record...Started all four years at SEMO...Signed by Brandon Larson.

YEAR	CLUB	AVG	G	AB	R	H	TB	2B	3B	HR	RBI	SH	SF	HP	BB	SO	SB	CS	OBP	SLG	OPS	E
2016	GCL Nationals	.280	32	107	16	30	44	5	0	3	16	1	1	2	6	13	2	2	.328	.411	.739	3
2017	Auburn	.313	41	166	26	52	67	9	0	2	24	3	2	2	12	33	2	2	.363	.404	.767	7
	Hagerstown	.231	15	52	0	12	14	2	0	0	4	0	2	2	11	0	0	.276	.269	.545	2	
MINORS TOTALS		.289	88	325	42	94	125	16	0	5	44	4	5	6	20	57	4	4	.337	.385	.722	12

BOGUCKI, A.J. — RHP

OD AGE: 22 **HT:** 6-3 **WT:** 200 **BATS:** R **THROWS:** R **BORN:** 5/2/95 Norristown, PA **SCHOOL:** University of North Carolina

OBTAINED: Selected in the eighth round of the 2016 First-Year Player Draft.

CAREER NOTES: **2017:** Began the season as a starter before being converted to the relief role...Went 4-1 with one save and a 2.06 ERA (8 ER/35.0 IP) in 15 relief appearances...Struck out 36 batters, issued eight walks and did not surrender a home run...Offered scoreless relief in 12 of the 15 appearances. **2016:** Reported to the GCL Nationals following the 2016 Draft...Was promoted to short-season Single-A Auburn in early July. **COLLEGE:** Went 5-5 with a 2.86 ERA (16 ER/50.1 IP) in 28 relief appearances for the Tar Heels in 2016...He struck out 53, walked 25 and surrendered 39 hits...Signed by Paul Faulk.

YEAR	CLUB	W	L	ERA	G	GS	CG	SHO	SV	IP	H	R	ER	HR	HB	BB	SO	SO/9	WP	BK	BAA
2016	GCL Nationals	0	0	9.00	2	1	0	0	0	4.0	6	7	4	0	2	2	6	13.5	0	1	.400
	Auburn	0	6	8.20	10	6	0	0	1	26.1	38	27	24	1	4	14	17	5.8	3	0	.336
2017	Hagerstown	4	2	3.56	20	5	0	0	1	55.2	55	25	22	3	8	17	50	8.1	5	0	.267
MINORS TOTALS		4	8	5.23	32	12	0	0	2	86.0	99	59	50	4	14	33	73	7.6	8	1	.296

BORNE, GRANT — LHP

OD AGE: 23 **HT:** 6-5 **WT:** 205 **BATS:** L **THROWS:** L **BORN:** 4/6/94 Baton Rouge, LA **SCHOOL:** Nicholls State (LA) University

OBTAINED: Selected in the seventh round of the 2015 First-Year Player Draft.

CAREER NOTES: **2017:** Began the season as a reliever before being converted to the starting role after four outings...Went 3-4 with a 3.16 ERA (20 ER/57.0 IP) in 10 starts...Allowed just two home runs. **2016:** Advanced to Single-A Hagerstown in his first full professional season...Was 4-1 with three saves and a 2.47 ERA (14 ER/51.0 IP) in 19 relief appearances. **2015:** Reported to short-season Single-A Auburn following the 2015 Draft. **COLLEGE:** Led the Southland Conference with a 1.39 ERA and ranked fourth in the league in strikeouts (93)...He went 6-5 in 15 starts...Named Second-Team All-Conference following his sophomore and junior seasons...Signed by Ed Gustafson.

YEAR	CLUB	W	L	ERA	G	GS	CG	SHO	SV	IP	H	R	ER	HR	HB	BB	SO	SO/9	WP	BK	BAA
2015	Auburn	1	4	3.59	15	5	0	0	1	47.2	53	31	19	0	6	7	32	6.0	1	1	.276
2016	Hagerstown	5	2	3.34	21	2	0	3	3	59.1	60	29	22	2	6	11	46	7.0	6	0	.261
2017	Potomac	4	4	2.50	14	10	0	0	2	72.0	60	23	20	2	3	19	60	7.5	5	1	.222
MINORS TOTALS		10	10	3.07	50	17	0	0	6	179.0	173	83	61	4	15	37	138	6.9	12	2	.250

BOURQUE, JAMES — RHP

OD AGE: 24 **HT:** 6-4 **WT:** 190 **BATS:** R **THROWS:** R **BORN:** 7/9/93 Ann Arbor, MI **SCHOOL:** University of Michigan

OBTAINED: Selected in the 14th round of the 2014 First-Year Player Draft.

CAREER NOTES: **2017:** Returned to Single-A Hagerstown...Made a career-high 20 starts. **2016:** Returned to the mound after missing the 2015 season due to injury. **COLLEGE:** Made 25 appearances (one start) out of the bullpen for Michigan in 2014...Went 2-2 with a 4.24 ERA and 33 strikeouts in 40.1 IP...His 25 appearances were second-most on the club...Made a team-high 23 appearances in 2013, his sophomore season...Signed by Steve Arneri.

YEAR	CLUB	W	L	ERA	G	GS	CG	SHO	SV	IP	H	R	ER	HR	HB	BB	SO	SO/9	WP	BK	BAA
2014	GCL Nationals	0	0	0.00	1	1	0	0	0	2.0	1	0	0	0	0	1	2	9.0	0	0	.143
	Auburn	3	5	4.19	11	10	0	0	0	43.0	52	33	20	1	6	16	31	6.5	7	1	.294
		2015 DID NOT PITCH / Injured																			
2016	Hagerstown	5	6	5.03	17	13	0	0	0	68.0	81	44	38	10	4	23	55	7.3	12	0	.293
2017	Hagerstown	5	7	5.07	23	20	0	0	0	113.2	123	76	64	8	5	35	90	7.1	16	0	.273
MINORS TOTALS		13	18	4.84	52	44	0	0	0	226.2	257	153	122	19	15	75	178	7.1	35	1	.282

BRASHER, JARED — RHP

OD AGE: 23 **HT:** 6-2 **WT:** 200 **BATS:** R **THROWS:** R **BORN:** 1/3/95 Pell City, AL **SCHOOL:** Samford (AL) University

OBTAINED: Selected in the eighth round of the 2017 First-Year Player Draft.

CAREER NOTES: **2017:** Earned the save in his only appearance with the GCL Nationals...Was promoted to short-season Single-A Auburn on 7/3 where he finished the season making 17 appearances out of the bullpen and earning two saves...Nine of his 18 appearances between the GCL and Auburn were scoreless outings. **COLLEGE:** Went 3-0 with a 3.74 ERA, compiling 46 strikeouts in 33.2 innings across 22 appearances during his 2017 season...Signed by Eric Robinson.

YEAR	CLUB	W	L	ERA	G	GS	CG	SHO	SV	IP	H	R	ER	HR	HB	BB	SO	SO/9	WP	BK	BAA
2017	GCL Nationals	0	0	0.00	1	0	0	0	1	1.0	0	0	0	0	0	1	0	0.0	0	0	.000
	Auburn	1	2	4.50	17	0	0	0	2	26.0	21	17	13	3	4	18	28	9.7	6	0	.221
MINORS TOTALS		1	2	4.33	18	0	0	0	3	27.0	21	17	13	3	4	19	28	9.3	6	0	.216



SCOUTING, RESEARCH & PLAYER DEVELOPMENT

BRAYMER, BEN — LHP

DD AGE: 23 **HT:** 6-2 **WT:** 220 **BATS:** L **THROWS:** L **BORN:** 4/28/94 Baton Rouge, LA **SCHOOL:** Auburn (AL) University

OBTAINED: Selected in the 18th round of the 2016 First-Year Player Draft.

CAREER NOTES: **2017:** Began the season with short-season Single-A Auburn before joining Single-A Hagerstown early August...Went 5-2 with a 3.99 ERA in 13 starts between the two stops...Was named New York-Penn League Pitcher of the Week on 7/2. **2016:** Reported to the GCL Nationals following the 2016 Draft...Struck out 24 batters in 19.2 IP. **COLLEGE:** In 2016 - his first season at Auburn - Braymer went 4-4 with a 3.56 ERA...In 26 appearances for the Tigers, had 47 strikeouts in 48.0 innings of work...He transferred to Auburn from Louisiana State - Eunice, where he posted a 9-1 record...During his sophomore year, Braymer set an LSU-Eunice single-season record with 138 strikeouts...Signed by Eric Robinson.

YEAR	CLUB	W	L	ERA	G	GS	CG	SHO	SV	IP	H	R	ER	HR	HB	BB	SO	SO/9	WP	BK	BAA
2016	GCL Nationals	0	2	4.12	8	2	0	0	0	19.2	13	9	9	0	1	13	24	11.0	2	0	.194
2017	Auburn	2	0	2.28	6	6	0	0	0	27.2	24	10	7	1	3	13	39	12.7	2	0	.226
	Hagerstown	3	2	5.26	7	7	0	0	0	37.2	46	25	22	3	3	8	37	8.8	2	0	.295
MINORS TOTALS		5	4	4.02	21	15	0	0	0	85.0	83	44	38	4	7	34	100	10.6	6	0	.252

BRINLEY, RYAN — RHP

DD AGE: 24 **HT:** 6-1 **WT:** 200 **BATS:** L **THROWS:** R **BORN:** 4/9/93 Georgetown, TX **SCHOOL:** Sam Houston (TX) State University

OBTAINED: Selected in the 27th round of the 2015 First-Year Player Draft.

CAREER NOTES: **2018:** Enters the season cited by *Baseball America* as having the "Best Changeup" in Washington's system. **2017:** Named an Eastern League mid-season All-Star...Ranked fifth among Nationals farmhands with seven saves...Struck out a career-high 40 batters. **2016:** Ranked second in Washington's system with 16 saves...Despite pitching in just 32 games with Potomac, his 16 saves ranked third in the Carolina League...Began the season with Single-A Potomac before being promoted to Double-A Harrisburg in late June...Returned to Potomac in early August...Was cited by *Baseball America* as having the "Best Changeup" in the Carolina League...Following the season, went 1-1 with a 2.53 ERA in nine games for the Glendale Desert Dogs of the Arizona Fall League. **2015:** Reported to the Gulf Coast League following the 2015 Draft...Saw action in 21 games across three levels of Washington's system. **COLLEGE:** Served as the closer in 2015...Went 3-2 with eight saves and a 2.74 ERA in 21 games/four starts...Posted 36 strikeouts against just 10 walks...In 24.1 innings pitched and 17 relief appearances, did not allow a run and fanned 27 batters with just five walks...The pitcher/catcher transferred to Sam Houston State from Temple (TX) Junior College...Signed by Tyler Witt.

YEAR	CLUB	W	L	ERA	G	GS	CG	SHO	SV	IP	H	R	ER	HR	HB	BB	SO	SO/9	WP	BK	BAA
2015	GCL Nationals	0	0	0.00	2	0	0	0	0	2.0	2	0	0	0	0	0	0	0.0	0	0	.286
	Auburn	0	2	0.87	8	0	0	0	0	10.1	7	2	1	1	0	0	10	8.7	1	0	.184
	Hagerstown	1	2	1.89	11	0	0	0	1	19.0	22	10	4	1	1	1	6	2.8	0	0	.278
2016	Potomac	4	1	1.37	32	0	0	0	16	39.1	28	7	6	1	0	7	34	7.8	0	0	.196
	Harrisburg	0	2	11.12	8	0	0	0	0	11.1	17	14	14	5	2	2	4	3.2	1	0	.362
2017	Harrisburg	4	4	4.60	37	0	0	0	7	45.0	48	26	23	2	1	13	40	8.0	1	0	.265
MINORS TOTALS		9	11	3.40	98	0	0	0	24	127.0	124	59	48	10	4	23	94	6.7	3	0	.251

BUTLER, DANIEL — RHP

DD AGE: 22 **HT:** 6-6 **WT:** 215 **BATS:** R **THROWS:** R **BORN:** 4/13/95 Lone Tree, CO **SCHOOL:** Westmont (CA) College

OBTAINED: Signed as a non-drafted free agent, July 17, 2017.

YEAR	CLUB	W	L	ERA	G	GS	CG	SHO	SV	IP	H	R	ER	HR	HB	BB	SO	SO/9	WP	BK	BAA
2017	GCL Nationals	1	1	2.70	6	0	0	0	1	10.0	6	3	3	1	0	1	6	5.4	0	0	.176
	Auburn	0	0	1.69	3	0	0	0	0	5.1	9	3	1	0	1	0	5	8.4	1	0	.360
MINORS TOTALS		1	1	2.35	9	0	0	0	1	15.1	15	6	4	1	1	1	11	6.5	1	0	.254

CABELLO, JOSE — C

DD AGE: 20 **HT:** 5-11 **WT:** 185 **BATS:** R **THROWS:** R **BORN:** 12/12/96 Distrito Sucre, VEN

OBTAINED: Signed as a non-drafted free agent, July 2, 2013.

CAREER NOTES: **2016:** Led the DSL Nationals with 26 RBI.

YEAR	CLUB	AVG	G	AB	R	H	TB	2B	3B	HR	RBI	SH	SF	HP	BB	SO	SB	CS	OBP	SLG	OPS	E
2013	DID NOT PLAY / Signed Late																					
2014	DID NOT PLAY																					
2015	DSL Nationals	.165	40	121	11	20	22	2	0	0	16	2	1	4	13	24	0	1	.266	.182	.448	2
2016	DSL Nationals	.277	53	177	18	49	59	8	1	0	26	0	3	7	28	24	4	4	.391	.333	.724	6
2017	GCL Nationals	.245	20	49	8	12	18	1	1	1	10	0	0	1	15	12	1	0	.431	.367	.798	1
MINORS TOTALS		.233	113	347	37	81	99	11	2	1	52	2	4	12	56	60	5	5	.356	.285	.641	9

CACERES, BRYAN — RHP

DD AGE: 17 **HT:** 6-1 **WT:** 170 **BATS:** R **THROWS:** R **BORN:** 2/19/00 David, PAN

OBTAINED: Signed as a non-drafted free agent, July 3, 2017.

YEAR	CLUB	W	L	ERA	G	GS	CG	SHO	SV	IP	H	R	ER	HR	HB	BB	SO	SO/9	WP	BK	BAA	
2017	DID NOT PITCH / Signed Late																					

CAREY, DALE — OF

OD AGE: 26 **HT:** 6-3 **WT:** 185 **BATS:** R **THROWS:** R **BORN:** 11/14/91 Marietta, GA **SCHOOL:** University of Miami (FL)

OBTAINED: Selected in the seventh round of the 2014 First-Year Player Draft.

CAREER NOTES: 2016: Advanced to Single-A Potomac...Ranked fifth on the club with seven home runs. 2015: Spent the entire season with Single-A Hagerstown...Ranked second on the club in home runs (8), RBI (52) and runs scored (64). 2014: Reported to short-season Single-A Auburn following the 2014 Draft. **COLLEGE:** As a senior in 2014, ranked second in the Atlantic Coast Conference in runs scored (53), as well as ranking fourth in hits (75)...Led the Hurricanes in hitting .305 (75-for-246) and doubles (16) while clubbing seven home runs, 29 RBI and 16 stolen bases...Following the season, was named Second-Team All-ACC...Was considered one of the best pure athletes in the 2014 Draft...Was previously selected by PIT in the 21st round of the 2010 First-Year Player Draft...Signed by Ray Blanco.

YEAR	CLUB	AVG	G	AB	R	H	TB	2B	3B	HR	RBI	SH	SF	HP	BB	SO	SB	CS	OBP	SLG	OPS	E
2014	Auburn	.248	47	157	21	39	56	8	0	3	18	0	1	7	19	26	6	2	.353	.357	.710	2
2015	Hagerstown	.234	121	415	64	97	143	18	2	8	52	9	10	6	66	91	10	9	.340	.345	.685	3
2016	Potomac	.209	107	326	36	68	108	11	4	7	29	5	3	4	63	84	5	10	.341	.331	.672	1
2017	Potomac	.229	67	205	25	47	70	10	2	3	21	2	1	1	40	60	1	2	.356	.341	.697	1
MINORS TOTALS		.228	342	1103	146	251	377	47	8	21	120	16	15	18	188	261	22	23	.345	.342	.690	7

CARRILLO, ADALBERTO — C

OD AGE: 22 **HT:** 6-0 **WT:** 195 **BATS:** R **THROWS:** R **BORN:** 6/1/95 Santa Ana, CA **SCHOOL:** University of Southern California

OBTAINED: Selected in the 33rd round of the 2017 First-Year Player Draft.

CAREER NOTES: 2017: Reported to the GCL Nationals following the Draft. **COLLEGE:** Earned All-Pac-12 Honorable Mention honors in 2017 after batting .281 (50-for-178) with a team-high 36 RBI...Was tied for the team lead with seven home runs and led the team with nine stolen bases...Signed by Steve Leavitt.

YEAR	CLUB	AVG	G	AB	R	H	TB	2B	3B	HR	RBI	SH	SF	HP	BB	SO	SB	CS	OBP	SLG	OPS	E
2017	GCL Nationals	.091	11	22	0	2	2	0	0	0	0	0	0	1	3	9	0	0	.231	.091	.322	0
MINORS TOTALS		.091	11	22	0	2	2	0	0	0	0	0	0	1	3	9	0	0	.231	.091	.322	0

CARTY, YIMI — RHP

OD AGE: 17 **HT:** 6-3 **WT:** 200 **BATS:** R **THROWS:** R **BORN:** 3/1/01 San Pedro de Macoris, DOM

OBTAINED: Signed as a non-drafted free agent, July 2, 2017.

YEAR	CLUB	W	L	ERA	G	GS	CG	SHO	SV	IP	H	R	ER	HR	HB	BB	SO	SO/9	WP	BK	BAA
2017										DID NOT PITCH / Signed Late											

CAULFIELD, PHIL — 2B

OD AGE: 22 **HT:** 5-8 **WT:** 170 **BATS:** R **THROWS:** R **BORN:** 12/30/94 Burlingame, CA **SCHOOL:** Loyola Marymount (CA) University

OBTAINED: Selected in the 32nd round of the 2017 First-Year Player Draft.

CAREER NOTES: 2017: Reported to the GCL Nationals following the Draft...Began his professional career with a five-game hitting streak. **COLLEGE:** Was a first team All-WCC selection in 2016 and 2017...Over his two seasons at Loyola Marymount University, he hit .341 (125-for-367) with 14 doubles, four triples, three home runs, 51 RBI, 65 runs and 17 stolen bases in 101 games...Steve Leavitt.

YEAR	CLUB	AVG	G	AB	R	H	TB	2B	3B	HR	RBI	SH	SF	HP	BB	SO	SB	CS	OBP	SLG	OPS	E
2017	GCL Nationals	.250	18	56	6	14	15	1	0	0	6	0	1	1	7	12	2	0	.338	.268	.606	1
MINORS TOTALS		.250	18	56	6	14	15	1	0	0	6	0	1	1	7	12	2	0	.338	.268	.606	1

CHORUBY, NICK — OF

OD AGE: 23 **HT:** 6-1 **WT:** 190 **BATS:** L **THROWS:** R **BORN:** 11/8/94 Portland, OR **SCHOOL:** Texas A&M University

OBTAINED: Selected in the 18th round of the 2017 First-Year Player Draft.

CAREER NOTES: 2017: Made his professional debut with short-season Single-A Auburn. **COLLEGE:** Played in all 64 games during his senior season with the Aggies, batting .321 (79-for-246) with 15 extra-base hits, 33 RBI, and a team-leading 55 runs scored...He also led the team with 49 walks and a .449 on-base percentage...His 49 walks ranked second in the SEC...Signed by Tyler Wilt.

YEAR	CLUB	AVG	G	AB	R	H	TB	2B	3B	HR	RBI	SH	SF	HP	BB	SO	SB	CS	OBP	SLG	OPS	E
2017	Auburn	.226	39	133	21	30	39	5	2	0	4	2	1	3	23	32	10	3	.350	.293	.643	1
MINORS TOTALS		.226	39	133	21	30	39	5	2	0	4	2	1	3	23	32	10	3	.350	.293	.643	1

CHU, GILBERTO — LHP

OD AGE: 20 **HT:** 5-11 **WT:** 160 **BATS:** L **THROWS:** L **BORN:** 11/19/97 Panama City, PAN

OBTAINED: Signed as a non-drafted free agent, July 2, 2014.

YEAR	CLUB	W	L	ERA	G	GS	CG	SHO	SV	IP	H	R	ER	HR	HB	BB	SO	SO/9	WP	BK	BAA
2014										DID NOT PITCH / Signed Late											
2015	DSL Nationals	3	3	2.55	18	1	0	0	0	49.1	39	18	14	1	0	15	43	7.8	3	0	.217
2016	DSL Nationals	1	4	3.18	11	11	0	0	0	51.0	40	23	18	2	3	9	50	8.8	4	0	.215
2017	Auburn	2	1	3.86	7	0	0	0	0	18.2	18	10	8	1	1	6	12	5.8	1	0	.243
	GCL Nationals	1	1	2.84	9	0	0	0	0	19.0	19	7	6	1	1	5	24	11.4	0	0	.241
MINORS TOTALS		7	9	3.00	45	12	0	0	0	138.0	116	58	46	5	5	35	129	8.4	8	0	.224



SCOUTING, RESEARCH & PLAYER DEVELOPMENT

COLLIER, ZACH — OF

DD AGE: 26 **HT:** 6-2 **WT:** 200 **BATS:** L **THROWS:** L **BORN:** 9/8/90 Long Beach, CA **SCHOOL:** Chino Hills (CA) High School

OBTAINED: Signed as a Minor League free agent, December 18, 2015.

CAREER NOTES: 2017: Hit .281 with 15 doubles, three triples, eight homers, 24 RBI, and 47 runs scored in 68 games between three levels of Washington's system. 2016: In his first season in Washington's chain, hit .251 with 16 doubles, eight triples, four homers, 31 RBI, 30 walks an 43 runs scored in 110 games between Double-A Harrisburg and Triple-A Syracuse...Was promoted to Syracuse on 6/27. 2015: Spent the season with Lancaster of the Independent Atlantic League. 2014: Appeared in 86 games for Double-A Reading. 2013: Was a non-roster invitee to Phillies Spring Training...Spent the entire season with Double-A Reading...Tied for third in the Eastern League in triples (9)...Set professional highs in games (123), AB (446), runs (57), triples, HR (8) and walks (47). 2012: Spent the entire season with Single-A Clearwater...Made 68 starts in center field and three in left field. 2011: Played for Single-A Lakewood...Finished third in the South Atlantic League in stolen bases (35) and tied for sixth in triples (6). 2010: Spent the season on the disabled list with a right wrist injury. 2009: Began the season with Lakewood before being transferred to Single-A Williamsport (A). 2008: Reported to the GCL Phillies following the 2008 Draft...Was originally selected No. 34 overall in the 2008 First-Year Player Draft...Signed by Darrell Conner (PHI).

YEAR	CLUB	AVG	G	AB	R	H	TB	2B	3B	HR	RBI	SH	SF	HP	BB	SO	SB	CS	OBP	SLG	OPS	E
2008	GCL Phillies	.271	37	129	15	35	46	9	1	0	19	0	4	0	17	28	5	0	.347	.357	.704	1
2009	Lakewood	.218	82	298	40	65	95	16	7	0	32	2	2	1	23	80	13	7	.275	.319	.594	5
	Williamsport	.226	34	137	21	31	46	10	1	1	13	1	2	2	9	42	7	0	.280	.336	.616	1
DID NOT PLAY / Injured																						
2010	Lakewood	.255	112	416	50	106	145	24	6	1	36	4	4	7	40	99	35	13	.328	.349	.677	8
2012	Clearwater	.269	78	283	39	76	113	13	3	6	32	1	5	4	26	60	11	3	.333	.399	.732	3
2013	Reading	.222	123	446	57	99	155	14	9	8	36	7	2	11	47	129	17	6	.310	.348	.658	1
2014	Reading	.240	86	267	39	64	109	10	4	9	29	2	1	9	22	82	5	7	.318	.408	.726	1
2015	Lancaster (IND.)	.277	63	249	44	69	113	13	5	7	34	2	1	11	20	63	13	3	.356	.454	.810	1
2016	Harrisburg	.285	64	214	35	61	91	9	6	3	16	1	1	2	15	61	5	3	.336	.425	.761	1
	Syracuse	.203	46	148	8	30	44	7	2	1	15	0	1	0	15	54	2	1	.274	.297	.572	1
2017	Harrisburg	.278	30	97	16	27	43	8	1	2	8	0	0	1	8	32	1	0	.340	.443	.783	0
	Auburn	.421	7	19	8	8	16	1	2	1	4	0	0	2	4	3	1	0	.560	.842	1.402	0
	Syracuse	.259	31	108	23	28	49	6	0	5	12	0	0	0	13	27	4	2	.339	.454	.793	0
MINORS TOTALS		.246	730	2562	351	630	952	127	42	37	252	18	22	39	239	697	106	42	.317	.372	.689	22

CONNELL, JUSTIN — OF

DD AGE: 18 **HT:** 6-1 **WT:** 185 **BATS:** R **THROWS:** R **BORN:** 3/11/99 Pembroke Pines, FL **SCHOOL:** American Heritage (FL) High School

OBTAINED: Selected in the 11th round of the 2017 First-Year Player Draft.

CAREER NOTES: 2017: Reported to the GCL Nationals following the Draft...batted .323 with four doubles, seven RBI, and 17 runs scored in 30 games...He stole five bases in seven attempts. **HIGH SCHOOL:** Played both shortstop and outfield while at American Heritage High School in Plantation, Florida...Playing in 26 games in his Senior year, he batted .218 (12-for-55) with three doubles, four RBI, and 16 runs scored...He was named to the Rawlings-Perfect Game All-Florida Region Honorable Mention...Signed by Jimmy Gonzalez.

YEAR	CLUB	AVG	G	AB	R	H	TB	2B	3B	HR	RBI	SH	SF	HP	BB	SO	SB	CS	OBP	SLG	OPS	E
2017	GCL Nationals	.323	30	96	17	31	35	4	0	0	7	0	2	1	14	10	5	2	.407	.365	.772	1
MINORS TOTALS		.323	30	96	17	31	35	4	0	0	7	0	2	1	14	10	5	2	.407	.365	.772	1

CORREDOR, ALDREM — OF

DD AGE: 22 **HT:** 6-0 **WT:** 202 **BATS:** L **THROWS:** L **BORN:** 10/27/95 Ocumare del Tuy, VEN

OBTAINED: Signed as a non-drafted free agent, July 12, 2012.

CAREER NOTES: 2017: Ranked ninth in the South Atlantic League with 30 doubles. 2016: His .290 average ranked fifth among Nationals farmhands and 10th in the Gulf Coast League...Played for Leones del Caracas of the Venezuelan Winter League.

YEAR	CLUB	AVG	G	AB	R	H	TB	2B	3B	HR	RBI	SH	SF	HP	BB	SO	SB	CS	OBP	SLG	OPS	E
DID NOT PLAY / Signed Late																						
2013	DSL Nationals	.265	57	196	32	52	66	8	3	0	18	1	3	1	27	23	4	4	.352	.337	.689	3
2014	GCL Nationals	.235	32	85	15	20	23	3	0	0	19	1	1	1	25	18	2	2	.411	.271	.682	0
2015	DSL Nationals	.303	63	218	39	66	91	12	2	3	41	2	3	3	39	44	3	2	.411	.417	.828	11
2016	GCL Nationals	.290	42	169	18	49	64	8	2	1	26	0	4	0	21	28	1	1	.361	.379	.740	3
2017	Hagerstown	.261	120	449	53	117	170	30	4	5	55	4	2	4	47	109	4	1	.335	.379	.714	6
MINORS TOTALS		.272	314	1117	157	304	414	61	11	9	159	8	13	9	159	222	14	10	.364	.371	.735	23

COUSINS, JAKE — RHP

DD AGE: 23 **HT:** 6-4 **WT:** 200 **BATS:** R **THROWS:** R **BORN:** 7/14/94 Parkridge, IL **SCHOOL:** University of Pennsylvania

OBTAINED: Selected in the 20th round of the 2017 First-Year Player Draft.

CAREER NOTES: 2017: Made three appearances with the GCL Nationals...Was promoted to short-season Single-A Auburn on 7/13...Held right-handed batters to a .194 batting average in NYPL play. **COLLEGE:** A unanimous First Team All-Ivy selection, Cousins was the Ace of the Quakers' staff, going 7-2 in 11 starts with a 3.15 ERA...Compiled 20 wins over his four-year career at U Penn, and posted the sixth-best ERA (2.91) in program history...Struck out ten batters as part of a shutout against Cornell on April 22, 2017 to win Ivy League Pitcher of the Week honors...Is the cousin of Washington Redskins Quarterback Kirk Cousins...Signed by Tyler Wilt.

YEAR	CLUB	W	L	ERA	G	GS	CG	SHO	SV	IP	R	ER	HR	HB	BB	SO	SO/9	WP	BK	BAA	
2017	GCL Nationals	0	0	3.00	3	0	0	0	0	3.0	3	2	1	0	2	3	4	12.0	2	0	.231
	Auburn	2	2	2.43	15	0	0	0	2	29.2	27	12	8	0	1	7	23	7.0	3	1	.239
MINORS TOTALS		2	2	2.48	18	0	0	0	2	32.2	30	14	9	0	3	10	27	7.4	5	1	.238

CROWE, WIL — RHP

OD AGE: 23 **HT:** 6-2 **WT:** 240 **BATS:** R **THROWS:** R **BORN:** 9/9/94 Sevierville, TN **SCHOOL:** University of South Carolina

OBTAINED: Selected in the second round of the 2017 First-Year Player Draft.

CAREER NOTES: 2018: Enters the season rated as the No. 7 prospect in Washington's system according to *Baseball America* and the No. 6 prospect by MLB.com...Is cited by *BA* as having the "Best Curveball" among Nationals Minor Leaguers. **2017:** Reported to the GCL Nationals following the Draft...Was promoted to short-season Single-A Auburn on 7/2...Did not allow in a run in his first two New York-Penn League starts. **COLLEGE:** Was rated the No. 36 overall prospect in the nation in the 2017 Draft by MLB.com...Went 6-5 with a 3.41 ERA in 15 starts for the Gamecocks as a junior...Struck out a career-high 90 batters during the 2017 season and walked just 31...Was rated as the No. 6 prospect in the Southeastern Conference for the 2017 MLB Draft by *Baseball America*, and was a 2017 Preseason All-America third team selection by *Baseball America*...Signed by Paul Faulk.

YEAR	CLUB	W	L	ERA	G	GS	CG	SHO	SV	IP	H	R	ER	HR	HB	BB	SO	SO/9	WP	BK	BAA
2017	GCL Nationals	0	0	4.91	2	2	0	0	0	3.2	3	2	2	0	0	1	2	4.5	0	0	.250
	Auburn	0	0	2.61	7	7	0	0	0	20.2	18	6	6	3	1	3	15	6.5	1	0	.234
MINORS TOTALS		0	0	2.96	9	9	0	0	0	24.1	21	8	8	3	1	4	17	6.3	1	0	.236

CROWNOVER, MATT — LHP

OD AGE: 25 **HT:** 5-11 **WT:** 205 **BATS:** R **THROWS:** L **BORN:** 3/5/93 Ringgold, GA **SCHOOL:** Clemson (SC) University

OBTAINED: Selected in the sixth round of the 2015 First-Year Player Draft.

CAREER NOTES: 2017: Began the season with Single-A Potomac before being promoted to Double-A Harrisburg in early June...Posted a 3.59 ERA in 27 games/20 starts between the two stops...His 3.59 ERA ranked second among qualified Nationals farmhands. **2016:** Went 9-5 with a 3.36 ER in 27 games/20 starts between Single-A Hagerstown and Single-A Potomac...His 3.36 ERA ranked sixth among Nationals farmhands...Began the season with Hagerstown before being promoted to Potomac on 6/1...Ranked second on Potomac with 76 strikeouts...Finished the season strong, posting a 1.88 ERA (5 ER/24.0 IP) with 26 strikeouts and four walks in his final four starts of the season. **2015:** Reported to short-season Single-A Auburn following the 2015 Draft...Recorded his first professional win, 8/27 at State College (STL)...Led Doubledays starters with a 1.17 WHIP and ranked second on the club with 10 starts. **COLLEGE:** Named 2015 Atlantic Coast Conference (ACC) Pitcher of the Year and First-Team All-ACC...Was also named a Louisville Stagger First-Team All-American by *Collegiate Baseball*...Went 10-3 with a 1.82 ERA (22 ER/109.0 IP) and 108 strikeouts while allowing batters to hit just .183 against him in 16 starts in 2015...Led the ACC in wins (10), ranked second in ERA (1.82) and third in strikeouts (108)...As a sophomore in 2014, was a Third-Team All-ACC selection, going 8-6 with a 2.90 ERA in 17 games (16 starts)...Collected 90 strikeouts against just 20 walks...4.50 K/BB ratio was eighth in Clemson history...Was selected by SFG in the 21st round of the 2014 First-Year Player Draft, but returned for his junior year...As a freshman in 2013, was named a Freshman All-American by *Collegiate Baseball* and a Second-Team All-American by *Baseball America* and Perfect Game...Went 7-3 with a 2.19 ERA in 15 games (14 starts)...In high school, was the Georgia state Player of the Year as a sophomore and a junior...Signed by Paul Faulk.

YEAR	CLUB	W	L	ERA	G	GS	CG	SHO	SV	IP	H	R	ER	HR	HB	BB	SO	SO/9	WP	BK	BAA
2015	Auburn	1	4	3.81	13	10	0	0	0	49.2	49	23	21	2	3	9	34	6.2	1	0	.257
2016	Hagerstown	5	1	1.17	10	3	0	0	1	38.1	28	5	5	1	2	11	34	8.0	0	0	.280
	Potomac	4	4	4.28	17	17	0	0	0	90.1	100	52	43	11	0	31	76	7.6	3	1	.204
2017	Potomac	3	1	1.94	10	6	0	0	0	46.1	38	10	10	2	0	11	42	8.2	2	0	.224
	Harrisburg	1	7	4.50	17	14	0	0	1	84.0	90	43	42	11	2	34	45	4.8	1	0	.280
MINORS TOTALS		14	17	3.53	67	50	0	0	2	308.2	305	133	121	27	7	96	231	6.7	7	1	.259

CUELLO, CARLOS — RHP

OD AGE: 19 **HT:** 6-5 **WT:** 190 **BATS:** R **THROWS:** R **BORN:** 2/26/99 Santo Domingo, DOM

OBTAINED: Signed as a non-drafted free agent, July 2, 2016.

YEAR	CLUB	W	L	ERA	G	GS	CG	SHO	SV	IP	H	R	ER	HR	HB	BB	SO	SO/9	WP	BK	BAA
2016	DID NOT PITCH / Signed Late																				
2017	DSL Nationals	0	3	5.68	13	0	0	0	1	19.0	21	14	12	1	4	13	5	2.4	2	0	.296
MINORS TOTALS		0	3	5.68	13	0	0	0	1	19.0	21	14	12	1	4	13	5	2.4	2	0	.296

DARNELL, LOGAN — LHP

OD AGE: 29 **HT:** 6-2 **WT:** 220 **BATS:** L **THROWS:** L **BORN:** 2/2/89 Nashville, TN **SCHOOL:** University of Kentucky

OBTAINED: Signed as a Minor League free agent, Dec. 23, 2017.

CAREER NOTES: 2017: In his first season in Tampa Bay's system, went 5-2 with a 3.98 ERA in 12 starts for Double-A Montgomery. **2016:** Participated in his third MLB spring Training...Went 8-8 with a 3.53 ERA in 18 games (18 starts) for Triple-A Rochester. **2015:** Participated in his second MLB Spring Training...Was named International League Pitcher of the Week on 8/31. **2014:** Made MLB debut on 5/6 at CLE, tossing 3.0 perfect innings of relief...Recorded first career strikeout, fanning Michael Brantley in the eighth inning. **2013:** Ranked second among Twins Minor Leaguers with 120 strikeouts. **2012:** Spent the entire season with Double-A New Britain. **2011:** Appeared in three levels of MIN's system. **COLLEGE:** Pitched at the University of Kentucky for three seasons from 2008-10...Was one of five 2010 Kentucky players to be drafted or sign a professional contract in the 2010 Major League Baseball First-Year Player Draft...Went 10-9, 5.06 ERA in 57 career games (11 starts)...Was selected by MIN in the sixth round of the 2010 First-Year Player Draft...Signed by Earl Winn (MIN).

YEAR	CLUB	W	L	ERA	G	GS	CG	SHO	SV	IP	H	R	ER	HR	HB	BB	SO	SO/9	WP	BK	BAA
2010	Elizabethton	2	3	2.08	11	5	0	0	0	34.2	28	16	8	2	2	6	32	8.3	4	0	.220
2011	Beloit	2	2	3.78	6	6	0	0	0	33.1	24	17	14	1	3	8	24	6.5	1	0	.192
	Fort Myers	8	3	4.17	15	15	0	0	0	86.1	95	43	40	6	3	25	46	4.8	9	2	.286
	New Britain	1	1	5.58	5	5	0	0	0	30.2	38	26	19	3	5	4	20	5.9	2	0	.317
2012	New Britain	11	12	5.08	28	28	0	0	0	156.0	193	91	88	22	4	47	98	5.6	11	3	.308
2013	New Britain	6	6	2.61	15	11	1	1	0	96.2	96	34	28	4	8	23	77	7.2	7	0	.263
	Rochester	4	4	4.26	12	11	0	0	0	57.0	63	33	27	5	4	22	43	6.8	4	0	.292
2014	Rochester	7	6	3.60	23	19	1	0	0	115.0	108	63	46	16	1	49	90	7.0	8	4	.246
	Minnesota	0	2	7.13	7	4	0	0	0	24.0	31	20	19	5	1	8	22	8.3	0	0	.307
2015	Rochester	5	1	2.78	35	7	1	1	0	77.2	77	29	24	3	1	25	66	7.6	3	2	.258
2016	Rochester	8	8	3.53	18	18	2	2	0	109.2	105	47	43	7	0	36	53	4.3	4	0	.260
2017	Montgomery	5	3	3.98	12	12	0	0	0	74.2	94	41	33	11	3	16	54	6.5	7	0	.306
MINORS TOTALS		59	49	3.82	180	141	5	4	0	871.2	921	440	370	80	34	261	603	6.2	60	11	.274
MLB TOTALS		0	2	7.13	7	4	0	0	0	24.0	31	20	19	5	1	8	22	8.3	0	0	.307



SCOUTING, RESEARCH & PLAYER DEVELOPMENT

DAVIDSON, AUSTIN — INF

DD AGE: 25 **HT:** 6-0 **WT:** 180 **BATS:** L **THROWS:** R **BORN:** 1/3/93 Oxnard, CA **SCHOOL:** Pepperdine (CA) University

OBTAINED: Selected in the 13th round of the 2014 First-Year Player Draft.

CAREER NOTES: 2017: Set career marks in hits (103), doubles (22), triples (4), RBI (53) and stolen bases (9)...Entered the season having the "Best Strike-Zone Discipline" in Washington's system, per *Baseball America*. 2016: Hit .272 with 21 doubles, three triples, nine home runs, 43 RBI, 49 walks and 57 runs scored in 96 games between Single-A Hagerstown and Single-A Potomac...Was promoted to Potomac on 7/8...Posted a .377 on-base percentage and a .443 slugging percentage between the two stops. 2015: Spent the entire season at Single-A Hagerstown...Tied for third on the club with six home runs, despite playing in just 83 games. **COLLEGE:** Was a two-time All-West Coast Conference selection, garnering First-Team honors during the 2014 campaign, his junior season...Posted a .266 average in 59 starts in 2014, recording 20 extra-base hits and a .413 slugging percentage...His 31 RBI were second-most on the team...Prior to the 2014 season, he played for the Orleans Firebirds in the Cape Cod Collegiate Baseball League...Set the club record for most doubles in a season (16), topping the record set by former Major Leaguer Aaron Boone (15 in 1993)...Was named to the WCC All-Freshman team after hitting .277 with nine doubles, one triple, three home runs and 38 RBI...Was selected by the Boston Red Sox in the 21st round of the 2011 First-Year Player Draft...Signed by Ben Gallo.

YEAR	CLUB	AVG	G	AB	R	H	TB	2B	3B	HR	RBI	SH	SF	HP	BB	SO	SB	CS	OBP	SLG	OPS	E
2014	Auburn	.248	43	153	17	38	59	13	1	2	22	0	3	1	11	26	1	0	.298	.386	.684	6
	Hagerstown	.188	4	16	3	3	6	0	0	1	4	0	0	0	2	3	1	1	.278	.375	.653	1
2015	Hagerstown	.202	83	258	34	52	81	11	0	6	31	7	7	14	26	47	6	7	.302	.314	.616	13
	Hagerstown	.285	49	165	29	47	78	14	1	5	22	1	4	2	21	26	3	3	.365	.473	.837	5
	Potomac	.258	47	151	28	39	62	7	2	4	21	2	1	5	28	20	2	0	.389	.411	.800	3
2017	Potomac	.272	102	379	48	103	154	22	4	7	53	0	3	5	45	80	9	4	.354	.406	.760	13
MINORS TOTALS		.251	328	1122	159	282	440	67	8	25	153	10	18	27	133	202	22	15	.340	.392	.732	41

DAVIS, WESTON — RHP

DD AGE: 21 **HT:** 6-3 **WT:** 185 **BATS:** R **THROWS:** R **BORN:** 7/6/96 Bradenton, FL **SCHOOL:** Manatee (FL) High School

OBTAINED: Selected in the 11th round of the 2014 First-Year Player Draft.

CAREER NOTES: 2017: Made 12 starts across three levels of Washington's system. 2016: Returned from injury, making his first start on 6/21 at Mahoning Valley (CLE)...In his final three starts of the season, posted a 1.20 ERA (2 ER/15.0 IP) while striking out 12 and allowing a .189 batting average against. **HIGH SCHOOL:** Went 6-3 with a 1.35 ERA for Manatee High School in Bradenton, FL...Struck out 56 and walked just 12 in 52.0 innings pitched...Signed a National Letter of Intent to play baseball at the State College of Florida before being drafted by the Nationals...Signed by Paul Tinnell.

YEAR	CLUB	W	L	ERA	G	GS	CG	SHO	SV	IP	H	R	ER	HR	HB	BB	SO	S/O/9	WP	BK	BAA	
2014	GCL Nationals	0	2	9.92	9	3	0	0	0	16.1	20	20	18	1	5	9	11	6.1	3	0	.308	
2015	DID NOT PITCH / Injured																					
2016	Auburn	3	6	2.67	11	11	0	0	0	54.0	39	19	16	1	3	11	33	5.5	4	0	.201	
2017	Hagerstown	4	5	5.88	9	9	1	1	0	41.1	47	27	27	7	1	15	23	5.0	6	1	.294	
	GCL Nationals	0	0	6.75	1	1	0	0	0	4.0	4	4	3	0	0	2	4	9.0	0	0	.250	
	Auburn	0	0	0.00	2	2	0	0	0	9.0	5	0	0	0	0	0	8	8.0	0	0	.156	
MINORS TOTALS		7	13	4.62	32	26	1	1	0	124.2	115	70	64	9	9	37	79	5.7	13	1	.246	

DE LA CRUZ, CHRISTOPHER — OF

DD AGE: 17 **HT:** 5-11 **WT:** 145 **BATS:** L **THROWS:** L **BORN:** 3/29/01 Santo Domingo Este, DOM

OBTAINED: Signed as a non-drafted free agent, July 2, 2017.

YEAR	CLUB	AVG	G	AB	R	H	TB	2B	3B	HR	RBI	SH	SF	HP	BB	SO	SB	CS	OBP	SLG	OPS	E
2017	DID NOT PLAY / Signed Late																					

DE LA CRUZ, GERALD — LHP

DD AGE: 17 **HT:** 6-3 **WT:** 180 **BATS:** L **THROWS:** L **BORN:** 8/19/96 Santo Domingo Este, DOM

OBTAINED: Signed as a non-drafted free agent, August 17, 2014.

YEAR	CLUB	W	L	ERA	G	GS	CG	SHO	SV	IP	H	R	ER	HR	HB	BB	SO	S/O/9	WP	BK	BAA	
2014	DID NOT PITCH / Signed Late																					
2015	DSL Nationals	1	1	9.68	15	0	0	0	0	17.2	19	26	19	0	4	27	21	10.7	9	0	.264	
2016	DSL Nationals	1	2	4.50	11	9	0	0	0	36.0	27	27	18	0	3	29	39	9.8	8	2	.209	
2017	DSL Nationals	1	3	7.71	14	0	0	0	0	18.2	25	24	16	0	2	19	18	8.7	8	2	.305	
MINORS TOTALS		3	6	6.59	40	9	0	0	0	72.1	71	77	53	0	9	75	78	9.7	25	4	.251	

DE LA ROSA, MANUEL — RHP

DD AGE: 18 **HT:** 6-3 **WT:** 182 **BATS:** R **THROWS:** R **BORN:** 6/8/99 Sabana Grande de Boya, DOM

OBTAINED: Signed as a non-drafted free agent, July 2, 2017.

YEAR	CLUB	W	L	ERA	G	GS	CG	SHO	SV	IP	H	R	ER	HR	HB	BB	SO	S/O/9	WP	BK	BAA	
2017	DID NOT PITCH / Signed Late																					

DE LOS SANTOS, JOSE — RHP

DD AGE: 21 **HT:** 6-3 **WT:** 190 **BATS:** R **THROWS:** R **BORN:** 1/14/97 Monte Plata, DOM

OBTAINED: Signed as a non-drafted free agent, December 15, 2015.

YEAR	CLUB	W	L	ERA	G	GS	CG	SHO	SV	IP	H	R	ER	HR	HB	BB	SO	S/O/9	WP	BK	BAA	
2015	DID NOT PITCH / Signed Late																					
2016	DSL Nationals	1	1	4.01	15	1	0	0	1	33.2	41	19	15	1	7	14	23	6.1	1	0	.308	
2017	GCL Nationals	3	1	5.75	15	0	0	0	1	20.1	23	17	13	2	6	11	15	6.6	3	2	.280	
MINORS TOTALS		4	2	4.67	30	1	0	0	2	54.0	64	36	28	3	13	25	38	6.3	4	2	.298	

DEROSIER, MATTHEW — RHP**DD AGE:** 23 **HT:** 6-2 **WT:** 200 **BATS:** R **THROWS:** R **BORN:** 7/13/94 Lakeside, CA **SCHOOL:** Southwestern (CA) CC**OBTAINED:** Selected in the 24th round of the 2013 First-Year Player Draft.**CAREER NOTES: 2017:** Went 4-5 with a 3.17 ERA in 18 games/14 starts between Single-A Hagerstown and short-season Single-A Auburn. **2016:** Made a career-high 14 starts for Single-A Hagerstown. **COLLEGE:** Went 4-3 with a 4.20 ERA in 20 games/two starts in 2013...Fanned 41 batters in 45.0 IP...Converted two saves...Honorable mention All-Pacific Coast Athletic Conference...Signed by Tim Reynolds.

YEAR	CLUB	W	L	ERA	G	GS	CG	SHO	SV	IP	H	R	ER	HR	HB	BB	SO	SO/9	WP	BK	BAA
2013	GCL Nationals	2	1	2.67	11	1	0	0	2	27.0	24	8	8	2	0	5	20	6.7	1	0	.238
	Auburn	0	0	0.00	1	0	0	0	0	2.2	1	0	0	0	0	1	3.4	0	0	0	.111
2014	Auburn	1	2	6.33	6	2	0	0	0	21.1	28	15	15	3	1	5	18	7.6	4	0	.326
	GCL Nationals	0	1	1.29	5	5	0	0	0	21.0	13	4	3	0	1	6	22	9.4	0	0	.176
2015	Auburn	0	1	10.80	2	2	0	0	0	6.2	10	8	8	0	1	1	8	10.8	2	0	.333
	Hagerstown	3	3	4.54	14	14	0	0	0	67.1	71	38	34	3	5	18	59	7.9	3	0	.268
2017	Hagerstown	3	4	3.60	12	8	0	0	0	55.0	52	25	22	4	3	13	52	8.5	10	1	.245
	Auburn	1	1	2.45	6	6	0	0	0	33.0	29	13	9	0	4	4	28	7.6	1	0	.225
MINORS TOTALS		10	13	3.81	57	38	0	0	2	234.0	228	111	99	12	15	52	208	8.0	21	1	.252

DIAZ, GERALDI — 1B**DD AGE:** 17 **HT:** 6-0 **WT:** 198 **BATS:** L **THROWS:** R **BORN:** 7/8/00 Puerto Plata, DOM**OBTAINED:** Signed as a non-drafted free agent, November 10, 2016.

YEAR	CLUB	AVG	G	AB	R	H	TB	2B	3B	HR	RBI	SH	SF	HP	BB	SO	SB	CS	OBP	SLG	OPS	E	
2016																							
2017	DSL Nationals	.229	51	175	20	40	57	12	1	1	18	0	2	4	25	30	0	0	.335	.326	.661	4	
MINORS TOTALS		.229	51	175	20	40	57	12	1	1	18	0	2	4	25	30	0	0	.335	.326	.661	4	

DICKEY, ROBBIE — RHP**DD AGE:** 23 **HT:** 6-3 **WT:** 205 **BATS:** R **THROWS:** R **BORN:** 4/6/94 Austin, TX**SCHOOL:** Blinn (TX) Junior College**OBTAINED:** Selected in the fourth round of the 2014 First-Year Player Draft.**CAREER NOTES: 2016:** Went 2-0 with a 3.48 ERA in nine games between short-season Single-A Auburn and Single-A Hagerstown...Struck out 26 batters in 20.2 innings between the two stops (11.3 SO/9.0 IP). **2015:** Entered the season rated as the No. 29 prospect in Washington's chain, according to *Baseball America*. **2014:** Saw action across three levels of Washington's chain...Earned his first professional win, 8/23 at Hickory (TEX). **COLLEGE:** Helped lead Blinn JC to its first Junior College World Series since 1992, going 9-4 with a 2.74 ERA (26 ER/85.1 IP) in 14 starts for the Buccaneers...Struck out 100 batters while walking just 44...Entering the season, he was rated by Perfect Game USA as the No. 1 overall junior college prospect in the Nation...Signed a National Letter of Intent with Texas State University...Signed by Tyler Witt.

YEAR	CLUB	W	L	ERA	G	GS	CG	SHO	SV	IP	H	R	ER	HR	HB	BB	SO	SO/9	WP	BK	BAA	
2014	GCL Nationals	0	2	12.71	3	2	0	0	0	5.2	11	9	8	0	0	3	5	7.9	3	0	.407	
	Auburn	0	2	2.25	5	5	0	0	0	20.0	18	8	5	0	1	3	13	5.9	4	0	.231	
	Hagerstown	1	0	3.00	2	2	0	0	0	9.0	10	4	3	0	0	5	5	5.0	2	0	.270	
2015	Hagerstown	0	2	9.00	4	2	0	0	0	9.0	11	12	9	1	1	7	9	9.0	2	0	.282	
	Auburn	0	1	5.14	4	4	0	0	0	14.0	15	11	8	0	1	10	7	4.5	3	0	.294	
2016	Auburn	1	0	0.00	3	0	0	0	0	8.0	1	0	0	0	1	3	11	12.4	0	0	.040	
	Hagerstown	1	0	5.68	6	0	0	0	0	12.2	9	8	8	1	0	15	15	10.7	7	0	.209	
2017																						
MINORS TOTALS		3	7	4.71	27	15	0	0	0	78.1	75	52	41	2	4	43	54	7.5	21	0	.250	

DUNLAP, ALEX — C**DD AGE:** 23 **HT:** 6-2 **WT:** 195 **BATS:** R **THROWS:** R **BORN:** 10/6/94 The Woodlands, TX**SCHOOL:** Stanford (CA) University**OBTAINED:** Selected in the 29th round of the 2017 First-Year Player Draft.**CAREER NOTES: 2017:** Reported to the GCL Nationals following the 2017 Draft...Recorded a multi-homer game on 7/25 vs. GCL Astros. **COLLEGE:** Missed the second half of the 2017 season due to injury, but was an All-Pac-12 honoree in 2016...In 2016, he posted a .292 batting average, a .392 on-base percentage and led all starters with a .447 slugging percentage...Signed by Bryan Byrne.

YEAR	CLUB	AVG	G	AB	R	H	TB	2B	3B	HR	RBI	SH	SF	HP	BB	SO	SB	CS	OBP	SLG	OPS	E
2017	GCL Nationals	.239	24	71	10	17	27	1	0	3	12	0	1	6	8	12	0	1	.360	.380	.740	0
MINORS TOTALS		.239	24	71	10	17	27	1	0	3	12	0	1	6	8	12	0	1	.360	.380	.740	0

EMILIANI, LEANDRO — POS**DD AGE:** 17 **HT:** 6-1 **WT:** 180 **BATS:** L **THROWS:** L **BORN:** 3/22/00 San Antero, COL**OBTAINED:** Signed as a non-drafted free agent, July 5, 2017.

YEAR	CLUB	AVG	G	AB	R	H	TB	2B	3B	HR	RBI	SH	SF	HP	BB	SO	SB	CS	OBP	SLG	OPS	E	
2017																							
MINORS TOTALS																							

ENGBREKT, MAX — LHP**DD AGE:** 24 **HT:** 6-3 **WT:** 206 **BATS:** L **THROWS:** L **BORN:** 9/30/93 Seattle, WA**SCHOOL:** Oregon State University**OBTAINED:** Selected in the 40th round of the 2017 First-Year Player Draft.**CAREER NOTES: 2017:** Reported to the GCL Nationals following the 2017 Draft...Was promoted to short-season Single-A Auburn in early July...Was named a New York-Penn League mid-season All-Star. **COLLEGE:** Went 3-0 record with a 0.43 ERA (1 ER/21.0 IP) and recorded five saves while fanning 20 batters in 17 appearances in his final season at Oregon State...Signed by Scott Ramsay.

YEAR	CLUB	W	L	ERA	G	GS	CG	SHO	SV	IP	H	R	ER	HR	HB	BB	SO	SO/9	WP	BK	BAA
2017	GCL Nationals	0	0	0.00	1	0	0	0	0	1.0	0	0	0	0	0	2	18.0	0	0	0	.000
	Auburn	2	1	4.06	15	0	0	0	0	31.0	35	20	14	1	1	7	21	6.1	2	0	.280
MINORS TOTALS		2	1	3.94	16	0	0	0	0	32.0	35	20	14	1	1	7	23	6.5	2	0	.273

SCOUTING, RESEARCH & PLAYER DEVELOPMENT

ESTEVEZ, WIRKIN — RHP

DD AGE: 25 **HT:** 6-1 **WT:** 170 **BATS:** R **THROWS:** R **BORN:** 3/15/92 Santo Domingo, DOM

OBTAINED: Signed as a non-drafted free agent, May 14, 2010.

CAREER NOTES: 2017: Went 8-4 with a 3.76 ERA in 22 starts between Single-A Potomac and Double-A Harrisburg...Joined Harrisburg in mid-June...His 3.76 ERA was fourth-best among qualified Nationals Minor Leaguers. 2016: Returned to action to appear in a career-high 23 games for Single-A Potomac. 2015: Missed the 2015 season due to injury, but played for the Salt River Rafter's of the Arizona Fall League. 2010: Named a Dominican Summer League mid-season All-Star.

YEAR	CLUB	W	L	ERA	G	GS	CG	SHO	SV	IP	H	R	ER	HR	HB	BB	SO	SO/9	WP	BK	BAA
2010	DSL Nationals	6	7	2.61	15	14	3	0	0	82.2	74	41	24	1	5	12	95	10.3	6	2	.233
2011	Auburn	6	3	4.01	14	13	0	0	0	67.1	72	36	30	2	4	22	55	7.4	10	0	.278
2012	GCL Nationals	0	0	0.00	3	3	0	0	0	9.0	3	0	0	0	1	2	10	10.0	0	0	.103
	Hagerstown	5	2	5.76	12	12	0	0	0	59.1	57	40	39	6	5	25	49	7.4	10	1	.254
2013										DID NOT PITCH / Injured											
2014	GCL Nationals	0	0	2.25	3	3	0	0	0	8.0	4	2	2	1	0	0	6	6.8	0	0	.143
	Hagerstown	0	2	9.18	5	5	0	0	0	16.2	25	17	17	1	1	8	10	5.4	1	2	.352
2015										DID NOT PITCH / Injured											
2016	Potomac	2	4	5.03	23	10	0	0	0	59.0	67	39	33	6	1	31	37	5.6	3	1	.290
2017	Potomac	4	3	3.88	11	11	1	0	0	65.0	67	30	28	7	3	20	42	5.8	3	0	.270
	Harrisburg	4	1	3.63	11	11	0	0	0	62.0	65	30	25	3	4	27	36	5.2	1	2	.286
	MINORS TOTALS	27	22	4.13	97	82	4	0	0	429.0	434	235	197	27	24	147	340	7.1	36	8	.265

ESTHAY, KAMERON — OF

DD AGE: 23 **HT:** 6-0 **WT:** 210 **BATS:** L **THROWS:** L **BORN:** 12/5/94 Lake Charles, LA **SCHOOL:** Baylor (TX) University

OBTAINED: Selected in the 26th round of the 2017 First-Year Player Draft.

CAREER NOTES: 2017: Made his professional debut on 6/29 at State College (STL) and hit a home run in his second professional at-bat...Recorded a 13-game hitting streak from 8/6-23. **COLLEGE:** Was the highest Baylor position player selected in the First-Year Player Draft since 2013...In three seasons at Baylor, he hit .303 with 32 doubles, four triples, 17 home runs, 91 RBI, 86 runs scored, 61 walks and 11 stolen bases in 159 games...Was a 2017 All-Big 12 honorable mention, 2016 All-Big 12 second team, 2015 Big 12 All-Tournament and 2015 Big 12 All-Freshman selection...Signed by Tyler Wilt.

YEAR	CLUB	AVG	G	AB	R	H	TB	2B	3B	HR	RBI	SH	SF	HP	BB	SO	SB	CS	OBP	SLG	OPS	E
2017	Auburn	.273	52	209	25	57	86	12	1	5	30	0	1	1	14	60	4	2	.320	.411	.731	2
	MINORS TOTALS	.273	52	209	25	57	86	12	1	5	30	0	1	1	14	60	4	2	.320	.411	.731	2

EVANGELISTA, JUAN — OF

DD AGE: 19 **HT:** 5-11 **WT:** 165 **BATS:** R **THROWS:** R **BORN:** 5/28/98 Santo Domingo Centro, DOM

OBTAINED: Signed as a non-drafted free agent, July 2, 2014.

CAREER NOTES: 2015: Ranked tied for fourth in the DSL with 20 doubles...Led the DSL Nationals with a .443 slugging percentage and tied for the club lead with three home runs...His 39 RBI and 20 doubles ranked second on the club.

YEAR	CLUB	AVG	G	AB	R	H	TB	2B	3B	HR	RBI	SH	SF	HP	BB	SO	SB	CS	OBP	SLG	OPS	E
2014										DID NOT PLAY / Signed Late												
2015	DSL Nationals	.283	64	244	33	69	108	20	5	3	39	1	3	2	16	45	9	7	.328	.443	.771	5
2016	GCL Nationals	.296	16	54	11	16	22	4	1	0	4	0	1	1	3	9	1	0	.339	.407	.746	2
2017	GCL Nationals	.240	33	104	20	25	40	6	0	3	12	0	2	3	8	18	0	1	.308	.385	.693	2
	MINORS TOTALS	.274	113	402	64	110	170	30	6	6	55	1	6	6	27	72	10	8	.324	.423	.747	9

FALCON, SANTO — OF

DD AGE: 20 **HT:** 6-0 **WT:** 190 **BATS:** R **THROWS:** R **BORN:** 3/28/97 Cotui, DOM

OBTAINED: Signed as a non-drafted free agent, April 29, 2015.

YEAR	CLUB	AVG	G	AB	R	H	TB	2B	3B	HR	RBI	SH	SF	HP	BB	SO	SB	CS	OBP	SLG	OPS	E
2015	DSL Nationals	.250	12	32	6	8	11	1	1	0	2	0	0	1	4	5	1	2	.351	.344	.695	2
2016	DSL Nationals	.250	46	164	19	41	55	4	5	0	17	4	1	6	15	41	12	5	.333	.335	.669	4
2017	GCL Nationals	.253	29	79	9	20	27	7	0	0	11	2	1	4	4	19	0	2	.318	.342	.660	0
	MINORS TOTALS	.251	87	275	34	69	93	12	6	0	30	6	2	11	23	65	13	9	.331	.338	.669	6

SCOUTING, RESEARCH & PLAYER DEVELOPMENT

FALU, IRVING — INF

OD AGE: 34 **HT:** 5-9 **WT:** 185 **BATS:** S **THROWS:** R **BORN:** 6/6/83 Hato Rey, PR **SCHOOL:** Indian Hills (IA) Community College

OBTAINED: Signed as a Minor League free agent, Jan. 10, 2017.

CAREER NOTES: 2017: Ranked eighth among Nationals farmhands and 10th in the International League in batting average (.280). 2016: Began the season with Oaxaca of the Mexican League before signing with the KCR organization. 2015: Joined CIN as a non-roster invitee to MLB Spring Training...Was an International League mid-season All-Star and a CIN Organization All-Star...Following the season, hit .201 with four doubles, two triples, two homers, 12 RBI and eight runs scored in 37 games for Gigantes de Carolina of the Puerto Rican Winter League. 2014: Spent most of the season with the Triple-A Nashville...Began the season with the Brewers...Was claimed off waivers by SDP on 6/26...From 6/28-7/12 made all 11 of his apps for SDP before he returned to the Brewers in a waiver claim on 7/17. 2012: Spent most of the season at Triple-A Omaha, where he hit .329, but in his Major League debut also hit .341 in 24 games for the Royals...Made his big league debut on 5/6 vs NYY, started at shortstop and collected two hits...Began his Major League career with a nine-game hitting streak...Was named a KCR Organization All-Star. 2010: Was named a KCR Organization All-Star.

YEAR	CLUB	AVG	G	AB	R	H	TB	2B	3B	HR	RBI	SH	SF	HP	BB	SO	SB	CS	OBP	SLG	OPS	E
2003	AZL Royals 2	.259	36	139	26	36	49	6	2	1	11	4	0	5	24	22	8	6	.387	.353	.740	2
2004	AZL Royals	.274	54	223	33	61	78	8	3	1	15	2	2	6	26	19	23	10	.362	.350	.712	5
	Omaha	.500	3	6	1	3	3	0	0	0	0	0	0	0	1	0	0	.500	.500	1.000	2	
2005	Burlington	.254	119	445	71	113	146	20	5	1	28	9	7	3	61	39	34	15	.343	.328	.671	2
	Wichita	.235	6	17	1	4	5	1	0	0	2	0	0	0	1	0	0	.278	.294	.572	21	
2006	High Desert	.299	126	531	87	159	205	23	7	3	49	10	1	3	40	46	31	11	.351	.386	.737	17
2007	Wichita	.242	131	476	46	115	142	12	6	1	28	11	2	1	35	44	15	9	.294	.298	.592	20
2008	NW Arkansas	.301	101	362	57	109	139	11	2	5	42	4	1	0	38	31	11	9	.367	.384	.751	4
2009	Omaha	.269	122	465	64	125	160	19	5	2	40	8	5	2	52	35	12	5	.342	.344	.686	11
2010	Omaha	.272	119	503	75	137	166	14	6	1	46	5	2	0	42	39	15	4	.327	.330	.657	23
2011	Omaha	.301	111	385	50	116	150	10	9	2	47	12	4	1	35	47	21	11	.358	.390	.748	12
2012	Omaha	.329	88	365	69	120	169	22	3	7	50	11	2	0	28	41	21	6	.375	.463	.838	8
	Kansas City	.341	24	85	14	29	37	6	1	0	7	2	0	0	4	9	0	2	.371	.435	.806	3
2013	Omaha	.256	135	508	50	130	167	19	6	2	31	11	1	1	47	51	20	10	.320	.329	.649	15
	Kansas City	.250	1	4	0	1	1	0	0	0	0	0	0	0	0	0	0	0	.250	.250	.500	0
2014	Nashville	.291	76	247	28	72	88	8	1	2	18	11	3	0	21	22	9	9	.343	.356	.699	5
	Milwaukee	.000	11	10	0	0	0	0	0	0	1	0	1	0	1	1	0	0	.083	.000	.083	1
	San Diego	.150	11	20	0	3	3	0	0	0	0	0	0	0	3	4	1	0	.261	.150	.411	0
2015	Louisville	.270	121	460	55	124	161	16	6	3	43	9	5	1	48	46	19	9	.337	.350	.687	9
2016	Oaxaca (Mex)	.359	52	209	38	75	100	8	1	5	31	7	1	0	19	14	9	5	.410	.478	.888	9
	Omaha	.267	46	161	16	43	65	10	0	4	27	0	3	0	8	21	1	3	.297	.404	.701	1
2017	Syracuse	.280	119	382	41	107	155	19	1	9	44	4	3	0	32	43	6	4	.333	.406	.739	2
	MLB TOTALS	.277	47	119	14	33	41	6	1	0	8	2	1	0	8	14	1	2	.320	.345	.665	4
	MINORS TOTALS	.277	1513	5675	770	1574	2048	218	62	44	521	111	41	23	538	547	246	121	.340	.361	.701	158
	MEXICAN LG TOTALS	.359	52	209	38	75	100	8	1	5	31	7	1	0	19	14	9	5	.410	.478	.889	9

FERNANDEZ, BRAIAN — OF

OD AGE: 18 **HT:** 6-1 **WT:** 170 **BATS:** R **THROWS:** L **BORN:** 4/15/99 Caracas, VEN

OBTAINED: Signed as a non-drafted free agent, July 3, 2017.

YEAR	CLUB	AVG	G	AB	R	H	TB	2B	3B	HR	RBI	SH	SF	HP	BB	SO	SB	CS	OBP	SLG	OPS	E
2017		DID NOT PLAY / Signed Late																				

FERRER, JOSE — LHP

OD AGE: 18 **HT:** 5-11 **WT:** 180 **BATS:** L **THROWS:** L **BORN:** 3/3/00 Maimon, DOM

OBTAINED: Signed as a non-drafted free agent, July 2, 2017.

YEAR	CLUB	W	L	ERA	G	GS	CG	SHO	SV	IP	H	R	ER	HR	HB	BB	SO	SO/9	WP	BK	BAA	
2017		DID NOT PITCH / Signed Late																				

FLECK, KALEB — RHP

OD AGE: 29 **HT:** 6-2 **WT:** 215 **BATS:** R **THROWS:** R **BORN:** 1/24/89 Altoona, PA

SCHOOL: University of Pittsburgh - Johnstown

OBTAINED: Selected in the Minor League phase of the 2017 Rule 5 Draft.

YEAR	CLUB	W	L	ERA	G	GS	CG	SHO	SV	IP	H	R	ER	HR	HB	BB	SO	SO/9	WP	BK	BAA
2012	South Bend	4	2	2.73	24	0	0	0	3	29.2	28	10	9	0	1	16	19	5.8	2	0	.257
2013	Visalia	2	1	2.89	52	0	0	0	9	56.0	49	19	18	6	4	25	60	9.6	1	0	.236
2014	Mobile	7	3	2.56	56	0	0	0	17	63.1	55	18	18	4	1	28	79	11.2	2	0	.237
2015	Reno	4	1	3.46	42	0	0	0	7	52.0	47	23	20	2	2	24	66	11.4	3	0	.244
2016	Reno	0	3	5.81	29	0	0	0	1	31.0	36	25	20	3	1	18	37	10.7	2	0	.279
	AZL Dbacks	0	0	0.00	3	0	0	0	1	3.1	1	0	0	0	0	1	6	16.2	0	0	.091
2017	Reno	2	2	5.30	44	0	0	0	1	54.1	62	40	32	7	2	23	55	9.1	2	0	.287
	MINORS TOTALS	19	12	3.64	250	0	0	0	39	289.2	278	135	117	22	11	135	322	10.0	12	0	.253

NATIONALS PARK
 COMMUNITY RELATIONS
 DREAM FOUNDATION
 YOUTH BASEBALL ACADEMY
 FRONT OFFICE | OWNERSHIP
 MANAGER | COACHING STAFF
 PLAYERS
 IN REVIEW
 HISTORY AND RECORDS
 SCOUTING | RESEARCH | PLAYER DEV.



SCOUTING, RESEARCH & PLAYER DEVELOPMENT

FRANCO, ANDERSON — 3B

DD AGE: 20 **HT:** 6-3 **WT:** 190 **BATS:** R **THROWS:** R **BORN:** 8/15/97 Bani, DOM

OBTAINED: Signed as a non-drafted free agent, August 15, 2013.

CAREER NOTES: **2018:** Enters the season rated as the No. 25 prospect in Washington's system by MLB.com and the No. 28 prospect by *Baseball America*. **2017:** Ranked second on the Suns in RBI (63) and third in homers (11)...Entered the season rated as the No. 14 prospect in Washington's system, per *Baseball America* and the No. 17 prospect per MLB.com. **2016:** Entered the season rated as the No. 10 prospect in Washington's chain, according to *Baseball America*...Also cited by *Baseball America* as being the "Best Defensive Infielder" and having the "Best Infield Arm" among Nationals farmhands...Was rated by MLB.com as the No. 13 prospect in the system. **2015:** Made his domestic debut, hitting .269 with seven doubles, two triples, four home runs, 23 RBI, 21 walks and 19 runs scored in 57 games between the GCL Nationals and the short-season Single-A Auburn Doubledays...MLB.com Organization All-Star.

YEAR	CLUB	AVG	G	AB	R	H	TB	2B	3B	HR	RBI	SH	SF	HP	BB	SO	SB	CS	OBP	SLG	OPS	E
2013																						
DID NOT PLAY / Signed Late																						
2014	DSL Nationals	.272	57	206	26	56	78	8	1	4	35	0	5	0	26	46	4	2	.346	.379	.725	19
2015	GCL Nationals	.281	46	153	19	43	63	6	1	4	19	0	1	2	14	26	2	3	.347	.412	.759	9
	Auburn	.225	11	40	0	9	12	1	1	0	4	0	0	0	7	2	0	0	.340	.300	.640	5
2016	GCL Nationals	.277	24	83	9	23	29	3	0	1	9	0	1	0	4	11	1	0	.307	.349	.656	3
2017	Hagerstown	.201	120	408	57	82	142	23	2	11	63	0	6	1	41	100	3	1	.272	.348	.620	24
MINORS TOTALS																						
		.239	258	890	111	213	324	41	5	20	130	0	13	3	92	185	10	6	.309	.364	.673	60

FREEMAN, COLE — 2B

DD AGE: 23 **HT:** 5-9 **WT:** 175 **BATS:** R **THROWS:** R **BORN:** 9/27/94 Mandeville, LA **SCHOOL:** Louisiana State University

OBTAINED: Selected in the fourth round of the 2017 First-Year Player Draft.

CAREER NOTES: **COLLEGE:** Led LSU with a .315 batting average while collecting 18 extra-base hits, 41 RBI and 54 runs scored for College World Series runner-up...Ranked second among SEC players with 19 stolen bases in 2017, and compiled 45 steals in 61 attempts in his two seasons at LSU...He also stood out in the 2016 Cape Cod Baseball League, as he was named a CCBL All-Star and led the circuit with a .374 batting average...In 2016, he received SEC All-Defensive Team honors and made the SEC Academic Honor Roll...Was selected by LAD in the 18th round of the 2016 First-Year Player Draft, but did not sign...Signed by Ed Gustafson.

YEAR	CLUB	AVG	G	AB	R	H	TB	2B	3B	HR	RBI	SH	SF	HP	BB	SO	SB	CS	OBP	SLG	OPS	E
2017																						
DID NOT PLAY / Injured																						

FUENTES, STEVEN — RHP

DD AGE: 23 **HT:** 5-9 **WT:** 175 **BATS:** R **THROWS:** R **BORN:** 5/4/97 Puerto Armuelles, PAN

OBTAINED: Signed as a non-drafted free agent, July 19, 2013.

CAREER NOTES: **2017:** Went 4-4 with two saves and a 4.52 ERA in a career-high 27 games (two starts) between Single-A Hagerstown and Single-A Potomac.

YEAR	CLUB	W	L	ERA	G	GS	CG	SHO	SV	IP	H	R	ER	HR	HB	BB	SO	SO/9	WP	BK	BAA	
2013																						
DID NOT PITCH / Signed Late																						
2014	DSL Nationals	2	3	2.30	15	9	0	0	0	54.2	50	24	14	2	8	17	62	10.2	4	0	.236	
2015	GCL Nationals	3	4	5.22	11	6	0	0	0	39.2	46	29	23	3	5	15	33	7.5	7	0	.282	
2016	Auburn	2	1	3.65	17	1	0	0	3	49.1	53	23	20	0	3	10	47	8.6	6	2	.275	
2017	Hagerstown	4	3	4.41	25	1	0	0	2	63.1	80	33	31	9	6	13	53	7.5	4	0	.308	
	Potomac	0	1	7.71	2	1	0	0	0	2.1	2	2	2	0	0	4	0	0.0	0	0	.250	
MINORS TOTALS																						
		11	12	3.87	70	18	0	0	5	209.1	231	111	90	14	22	59	195	8.4	21	2	.276	

GALINDEZ, NELSON — LHP

DD AGE: 19 **HT:** 6-3 **WT:** 220 **BATS:** L **THROWS:** L **BORN:** 7/26/98 Haines City, FL **SCHOOL:** Haines City (FL) High School

OBTAINED: Selected in the 22nd round of the 2017 First-Year Player Draft.

CAREER NOTES: **2017:** Reported to the GCL Nationals following the 2017 Draft. **HIGH SCHOOL:** Posted a 2.24 ERA in his senior season at Haines City High School, tallying 92 strikeouts in just 56.1 innings pitched...Signed by Buddy Hernandez.

YEAR	CLUB	W	L	ERA	G	GS	CG	SHO	SV	IP	H	R	ER	HR	HB	BB	SO	SO/9	WP	BK	BAA	
2017	GCL Nationals	2	2	3.79	12	7	0	0	0	38.0	25	20	16	1	7	27	27	6.4	2	1	.188	
MINORS TOTALS																						
		2	2	3.79	12	7	0	0	0	38.0	25	20	16	1	7	27	27	6.4	2	1	.188	



GAMACHE, DAN — 1B/3B

OD AGE: 27 **HT:** 5-11 **WT:** 213 **BATS:** L **THROWS:** R **BORN:** 11/20/90 Newport, RI **SCHOOL:** Auburn (AL) University

OBTAINED: Signed as a Minor League free agent, June 28, 2017.

CAREER NOTES: 2017: Hit .320 with 13 doubles, one triple, seven homers, 32 RBI, 20 walks and 29 runs scored in 59 games between Single-A Potomac and Double-A Harrisburg...Began the season with Double-A Chattanooga (MIN). 2016: Spent the entire season with Triple-A Indianapolis (PIT). 2015: Ranked fourth among all Pittsburgh Minor Leaguers in batting average after hitting a combined .312 in 104 games between Double-A Altoona and Triple-A Indianapolis...Was named to the Eastern League mid-season All-Star team...Won the home run derby at Portland's Hadlock Field. 2014: Began the season with the GCL Pirates and short-season Single-A Jamestown before spending the rest of the campaign with Double-A Altoona...Played for Scottsdale in the Arizona Fall League. 2013: Ranked second among Pirates Minor Leaguers in games played. 2012: Led all South Atlantic League second basemen in total chances (521) and putouts (211) while spending the entire campaign with Single-A West Virginia. 2011: Made his professional debut with the Gulf Coast League Pirates on 8/3 after being selected by Pittsburgh in the sixth round of the First-Year Player Draft earlier in the summer. **COLLEGE:** Hit .299 with 13 doubles, two triples, five home runs, 29 RBI and 35 runs scored as a junior at Auburn (AL) University...Signed by Darren Mazerowski (PIT).

YEAR	CLUB	AVG	G	AB	R	H	TB	2B	3B	HR	RBI	SH	SF	HP	BB	SO	SB	CS	OBP	SLG	OPS	E
2011	GCL Pirates	.350	6	20	6	7	7	0	0	4	0	1	1	3	5	0	0	0	.440	.350	.790	3
	State College	.231	20	65	6	15	22	2	1	12	0	1	1	5	13	1	1	.292	.338	.630	6	
2012	West Virginia	.285	125	449	70	128	193	40	5	52	2	4	6	41	95	7	4	.350	.430	.780	21	
2013	Bradenton	.258	133	480	58	124	179	34	3	54	6	4	5	58	139	8	9	.342	.373	.715	18	
2014	GCL Pirates	.286	2	7	0	2	2	0	0	0	0	0	0	0	0	0	0	.286	.286	.572	0	
	Jamestown	.235	5	17	1	4	4	0	0	1	1	0	1	2	2	0	0	.350	.235	.585	0	
	Altoona	.275	39	138	22	38	67	11	0	6	27	2	1	3	11	32	0	1	.340	.486	.826	11
2015	Altoona	.335	74	245	32	82	112	13	1	5	37	1	2	1	17	36	3	6	.377	.457	.834	13
	Indianapolis	.257	30	101	10	26	31	5	0	0	11	1	2	1	6	24	1	0	.300	.307	.607	3
2016	Indianapolis	.244	79	176	23	43	57	8	0	2	22	0	2	0	26	50	0	3	.338	.324	.662	2
2017	Chattanooga	.206	54	199	16	41	55	10	2	0	29	1	2	0	23	46	0	0	.286	.276	.562	4
	Potomac	.444	9	36	5	16	23	1	0	2	5	0	0	0	3	5	0	0	.487	.639	1.126	1
	Harrisburg	.296	50	186	24	55	84	12	1	5	27	0	0	1	17	46	0	0	.358	.452	.810	4
MINORS TOTALS		.274	626	2119	273	581	836	136	13	31	282	14	19	20	212	493	20	24	.343	.395	.738	86

GARCIA, LUIS — 2B/SS

OD AGE: 17 **HT:** 6-0 **WT:** 190 **BATS:** L **THROWS:** R **BORN:** 5/16/00 New York, NY

OBTAINED: Signed as a non-drafted free agent, July 2, 2016.

CAREER NOTES: 2018: Enters the season rated by *Baseball America* as the No. 6 prospect in Washington's system and the No. 9 prospect by MLB.com. 2017: As the second-youngest player in the Gulf Coast League in 2017, ranked 10th in the league with a .302 batting average and third with 60 hits...Also ranked second among Nationals farmhands with that .302 average...Entered the season rated as the No. 7 prospect in Washington's system, per *Baseball America* and the No. 21 prospect per MLB.com. 2016: Was rated by *Baseball America* as the No. 3 prospect and as the No. 7 prospect by MLB.com in the 2016 international signing class...According to *Baseball America*, he was considered the "most exciting player" in the 2016 class...Born in New York, Garcia moved to the Dominican Republic when he was three years old...His father, Luis Garcia, is a former Major League player.

YEAR	CLUB	AVG	G	AB	R	H	TB	2B	3B	HR	RBI	SH	SF	HP	BB	SO	SB	CS	OBP	SLG	OPS	E
2016	DID NOT PLAY / Signed Late																					
2017	GCL Nationals	.302	49	199	25	60	77	8	3	1	22	2	1	0	9	32	11	2	.330	.387	.717	4
MINORS TOTALS		.302	49	199	25	60	77	8	3	1	22	2	1	0	9	32	11	2	.330	.387	.717	4

GERMAN, JHONATAN — RHP

OD AGE: 23 **HT:** 6-4 **WT:** 215 **BATS:** R **THROWS:** R **BORN:** 1/24/95 Peravia, DOM

OBTAINED: Signed as a non-drafted free agent, July 16, 2015.

YEAR	CLUB	W	L	ERA	G	GS	CG	SHO	SV	IP	H	R	ER	HR	HB	BB	SO	SO/9	WP	BK	BAA
2015	DSL Nationals	0	0	10.38	5	0	0	0	0	4.1	5	8	5	1	1	8	7	14.5	8	0	.250
2016	DSL Nationals	2	0	0.50	11	0	0	0	4	18.0	6	3	1	0	3	4	28	14.0	3	1	.105
	GCL Nationals	1	2	4.70	8	0	0	0	0	15.1	18	8	8	0	2	10	23	13.5	2	1	.295
2017	Auburn	0	1	6.75	2	0	0	0	0	9.1	7	7	7	0	2	8	5	4.8	4	0	.212
	GCL Nationals	1	4	3.27	8	0	0	0	0	33.0	22	18	12	1	2	17	27	7.4	9	0	.179
MINORS TOTALS		4	7	3.71	34	10	0	0	4	80.0	58	44	33	2	10	47	90	10.1	26	2	.197

GOMEZ, NIOMAR — RHP

OD AGE: 19 **HT:** 6-3 **WT:** 173 **BATS:** R **THROWS:** R **BORN:** 9/9/98 Güiría, VEN

OBTAINED: Signed as a non-drafted free agent, July 2, 2016.

YEAR	CLUB	W	L	ERA	G	GS	CG	SHO	SV	IP	H	R	ER	HR	HB	BB	SO	SO/9	WP	BK	BAA	
2016	DID NOT PITCH / Signed Late																					
2017	DSL Nationals	1	3	4.07	12	12	0	0	0	55.1	49	29	25	2	4	21	53	8.6	3	1	.241	
MINORS TOTALS		1	3	4.07	12	12	0	0	0	55.1	49	29	25	2	4	21	53	8.6	3	1	.241	

GOMEZ, RAFAEL — RHP

OD AGE: 19 **HT:** 6-0 **WT:** 178 **BATS:** R **THROWS:** R **BORN:** 6/15/98 Azua, DOM

OBTAINED: Signed as a non-drafted free agent, June 14, 2016.

YEAR	CLUB	W	L	ERA	G	GS	CG	SHO	SV	IP	H	R	ER	HR	HB	BB	SO	SO/9	WP	BK	BAA
2016	DSL Nationals	1	2	2.25	7	3	0	0	0	24.0	32	9	6	0	2	4	20	7.5	2	0	.323
2017	DSL Nationals	6	3	4.09	11	11	0	0	0	55.0	56	31	25	1	6	14	47	7.7	7	0	.265
MINORS TOTALS		7	5	3.53	18	14	0	0	1	79.0	88	40	31	1	8	18	67	7.7	9	0	.284



SCOUTING, RESEARCH & PLAYER DEVELOPMENT

GONZALEZ, BENJIE — SS

DD AGE: 28 **HT:** 5-11 **WT:** 160 **BATS:** S **THROWS:** R **BORN:** 2/16/90 Caguas, PR **SCHOOL:** Puerto Rico Baseball Academy

OBTAINED: Signed as a Minor League free agent, Dec. 15, 2017.

CAREER NOTES: 2017: Signed with Washington's system on 7/22...Reported to Triple-A Syracuse. 2016: Spent the season with Double-A Jackson in SEA's system. 2015: Split season between AZL Padres, Single-A Lake Elsinore, Double-A San Antonio and Triple-A El Paso, combining to hit .271 (71-for-262) with 36 runs, 16 doubles, three triples, one home run and 23 RBI in 72 games. 2014: Began season in PIT's organization...Traded to SDP...Spent season with Single-A Lake Elsinore. 2013: Spent entire season with Single-A Bradenton. 2012: Spent second full season with Single-A Bradenton...Played with Ponce in Puerto Rican Winter Leagues following season. 2011: Spent fourth professional season with Single-A Bradenton. 2010: Spent season with Single-A West Virginia. 2009: Began season with GCL Pirates...Promoted to West Virginia in September. 2008: Made his professional debut with GCL Pirates, appearing in 37 games, recording eight steals in nine attempts. **HIGH SCHOOL:** Selected by Pittsburgh in seventh round of 2008 First-Year Player Draft...Signed by scouts Joe Salerno and Jose Rosario (PIT).

YEAR	CLUB	AVG	G	AB	R	H	TB	2B	3B	HR	RBI	SH	SF	HP	BB	SO	SB	CS	OBP	SLG	OPS	E
2008	GCL Pirates	.207	37	121	17	25	27	2	0	0	14	5	1	1	22	28	8	1	.331	.223	.554	8
2009	GCL Pirates	.289	49	159	23	46	53	5	1	0	13	5	1	2	17	33	7	5	.363	.333	.696	11
	West Virginia	.250	3	12	2	3	4	1	0	0	1	1	0	0	1	1	0	1	.308	.333	.641	2
2010	West Virginia	.236	122	406	40	96	113	12	1	1	35	14	2	3	35	71	18	14	.300	.278	.578	32
2011	Bradenton	.222	120	388	55	86	109	12	4	1	34	9	7	4	40	88	19	7	.296	.281	.577	26
2012	Bradenton	.265	99	294	49	78	98	11	3	1	20	9	1	2	27	63	8	8	.330	.333	.663	14
2013	Bradenton	.232	105	384	55	89	113	15	3	1	25	9	2	4	43	66	27	13	.314	.294	.608	9
2014	Lake Elsinore	.306	102	376	61	115	158	28	3	3	41	11	4	3	45	62	13	7	.381	.420	.801	13
2015	Lake Elsinore	.125	2	8	0	1	1	0	0	0	1	0	0	0	1	0	0	0	.125	.125	.250	1
	AZL Padres	.538	4	13	6	7	11	2	1	0	1	0	0	0	2	1	0	1	.600	.846	1.446	0
2015	San Antonio	.246	49	187	24	46	57	6	1	1	13	3	1	0	17	24	2	2	.307	.305	.612	7
	El Paso	.315	17	54	6	17	27	8	1	0	8	3	0	0	4	9	1	0	.362	.500	.862	1
2016	Jackson	.271	129	502	78	136	194	33	5	5	59	2	7	1	57	83	19	8	.342	.386	.728	16
2017	Rochester	.229	67	201	15	46	58	6	3	0	15	1	2	0	19	34	2	2	.293	.289	.582	3
	Syracuse	.256	31	90	9	23	26	3	0	0	5	0	0	0	9	10	0	0	.323	.289	.612	2
MINORS TOTALS		.255	936	3195	440	814	1049	144	26	13	285	72	28	20	338	574	124	69	.327	.328	.656	145

GONZALEZ, PEDRO — RHP

DD AGE: 17 **HT:** 6-2 **WT:** 180 **BATS:** R **THROWS:** R **BORN:** 7/16/00 Chitré, PAN

OBTAINED: Signed as a non-drafted free agent, Dec. 27, 2016.

YEAR	CLUB	W	L	ERA	G	GS	CG	SHO	SV	IP	H	R	ER	HR	HB	BB	SO	SO/9	WP	BK	BAA
2017	DSL Nationals	1	3	5.30	12	12	0	0	0	52.2	65	35	31	2	4	21	44	7.5	14	0	.300
MINORS TOTALS		1	3	5.30	12	12	0	0	0	52.2	65	35	31	2	4	21	44	7.5	14	0	.300

GUIBOR, AUSTIN — OF

DD AGE: 22 **HT:** 5-9 **WT:** 185 **BATS:** L **THROWS:** R **BORN:** 4/29/95 Campbell, CA

SCHOOL: Fresno State (CA) University

OBTAINED: Selected in the 30th round of the 2017 First-Year Player Draft.

CAREER NOTES: 2017: Appeared in seven games with the GCL Nationals, making his professional debut on 7/5...He was promoted to short-season Single-A Auburn on 7/20 and finished the season with the Doubledays. **COLLEGE:** The four-year Bulldog finished his career tied for eighth all-time in program history with 215 games played and tied for 28th all-time with 19 home runs...He had a career .305 batting average that included 220 total hits, 65 for extra-bases, 32 doubles, 14 triples, 19 home runs, 110 RBI and 159 runs scored...Guibor earned second-team All-Mountain West honors as a sophomore in 2015.

YEAR	CLUB	AVG	G	AB	R	H	TB	2B	3B	HR	RBI	SH	SF	HP	BB	SO	SB	CS	OBP	SLG	OPS	E
2017	GCL Nationals	.238	7	21	7	5	9	0	2	0	1	0	0	0	4	3	0	1	.360	.429	.789	0
	Auburn	.263	26	95	10	25	32	3	2	0	12	0	1	1	14	27	1	3	.360	.337	.697	0
MINORS TOTALS		.259	33	116	17	30	41	3	4	0	13	0	1	1	18	30	1	4	.360	.353	.713	0

GUILBEAU, TAYLOR — LHP

DD AGE: 24 **HT:** 6-4 **WT:** 180 **BATS:** L **THROWS:** L **BORN:** 5/2/93 Baton Rouge, LA

SCHOOL: University of Alabama

OBTAINED: Selected in the 10th round of the 2015 First-Year Player Draft.

CAREER NOTES: 2017: Spent the entire season with Single-A Potomac...Made a career-high 15 starts. 2016: Began the season in the bullpen but moved to the starting role on 6/24...Went 5-2 with a 2.55 ERA (19 ER/67.0 IP) in 13 starts...Was named South Atlantic League Pitcher of the Week on 8/28 after going 2-0 with a 0.75 ERA (1 ER/12.0 IP) and 17 strikeouts in two starts. 2015: Reported to the GCL Nationals following the 2015 Draft...Was promoted to short-season Single-A Auburn on 7/4. **COLLEGE:** Went 3-6 with a 3.69 ERA (38 ER/92.2 IP) in 15 games/15 starts for the Crimson Tide in 2015, his senior season...Struck out 79 batters and allowed just three home runs while holding opposing batters to a .243 average...Worked out of the bullpen a majority of the time during his collegiate career before becoming Alabama's Friday night starter in 2015...Signed by Eric Robinson

YEAR	CLUB	W	L	ERA	G	GS	CG	SHO	SV	IP	H	R	ER	HR	HB	BB	SO	SO/9	WP	BK	BAA
2015	GCL Nationals	1	0	0.00	2	1	0	0	0	5.0	1	0	0	0	0	3	7	12.6	1	0	.063
	Auburn	2	3	3.88	11	10	0	0	0	51.0	62	26	22	0	1	9	31	5.5	4	0	.307
2016	Hagerstown	5	2	3.61	28	13	0	0	1	107.1	126	61	43	6	4	27	99	8.3	5	0	.292
2017	Potomac	4	5	5.89	23	15	0	0	0	99.1	128	72	65	9	5	24	78	7.1	7	0	.317
MINORS TOTALS		12	10	4.45	64	39	0	0	1	262.2	317	159	130	15	10	63	215	7.4	21	0	.301

GUILLEN, ANGEL — RHP

DD AGE: 21 **HT:** 6-2 **WT:** 150 **BATS:** R **THROWS:** R **BORN:** 1/24/97 Maracay, VEN

OBTAINED: Signed as a non-drafted free agent, July 2, 2013.

YEAR	CLUB	W	L	ERA	G	GS	CG	SHO	SV	IP	H	R	ER	HR	HB	BB	SO	SO/9	WP	BK	BAA
2013										DID NOT PITCH / Signed Late											
2014	DSL Nationals	0	0	7.94	5	0	0	0	0	5.2	7	8	5	0	1	4	2	3.2	4	0	.304
2015	DSL Nationals	1	4	6.08	17	1	0	0	1	26.2	32	18	18	2	2	10	37	12.5	0	0	.296
2016	DSL Nationals	4	1	1.67	12	11	0	0	0	54.0	39	17	10	2	2	12	50	8.3	5	0	.205
2017	Auburn	0	3	4.30	5	2	0	0	0	14.2	17	16	7	5	2	14	8.6	2	0	0	.279
	GCL Nationals	2	1	3.42	11	1	0	0	1	23.2	23	9	9	1	0	5	19	7.2	3	0	.264
MINORS TOTALS		7	9	3.54	50	15	0	0	2	124.2	118	68	49	10	7	33	122	8.8	14	1	.252

HANSACK, TRISTAN — OF

DD AGE: 17 **HT:** 5-11 **WT:** 150 **BATS:** R **THROWS:** R **BORN:** 10/15/00 Laguna de Perlas, NIC

OBTAINED: Signed as a non-drafted free agent, July 5, 2017.

YEAR	CLUB	AVG	G	AB	R	H	TB	2B	3B	HR	RBI	SH	SF	HP	BB	SO	SB	CS	OBP	SLG	OPS	E	
2017		DID NOT PLAY / Signed Late																					

HARRIS, JOEY — C

DD AGE: 22 **HT:** 6-0 **WT:** 200 **BATS:** L **THROWS:** R **BORN:** 2/13/94 Sacramento, CA **SCHOOL:** Gonzaga (WA) University

OBTAINED: Selected in the ninth round of the 2016 First-Year Player Draft.

CAREER NOTES: 2016: Reported to the GCL Nationals following the 2016 Draft...Ranked second on the club with a .414 on-base percentage. **COLLEGE:** Hit .274 (38-for-154) with 10 doubles, two homers, 22 RBI, 22 walks and 38 runs scored in 47 games for the Bulldogs during his senior season...As a junior in 2015, Harris was West Coast Conference Defensive Player of the Year after finishing the regular season second in the nation with 28 runners caught stealing and a .509 caught stealing percentage... Signed by Scott Ramsay.

YEAR	CLUB	AVG	G	AB	R	H	TB	2B	3B	HR	RBI	SH	SF	HP	BB	SO	SB	CS	OBP	SLG	OPS	E	
2016	GCL Nationals	.301	26	73	7	22	24	2	0	0	10	1	0	5	9	15	1	1	.414	.329	.743	4	
2017		DID NOT PLAY / Injured																					
MINORS TOTALS		.301	26	73	7	22	24	2	0	0	10	1	0	5	9	15	1	1	.414	.329	.743	4	

HELD, SAMUEL — RHP

DD AGE: 23 **HT:** 6-4 **WT:** 190 **BATS:** R **THROWS:** R **BORN:** 8/24/94 Stockton, CA **SCHOOL:** University of Nevada-Reno

OBTAINED: Selected in the 29th round of the 2016 First-Year Player Draft.

CAREER NOTES: 2017: Appeared in 27 games between Single-A Hagerstown and Single-A Potomac...Recorded a 4.93 ERA between the two stops. **2016:** Reported to the GCL Nationals following the 2016 Draft...Saw action across three levels of Washington's system in his first professional season...Posted a 1.86 ERA (6 ER/29.0 IP) in 16 games between the GCL, short-season Single-A Auburn and Single-A Hagerstown. **COLLEGE:** Made 19 appearances with four starts in his senior season, posting a 5.17 ERA with a 2-0 record in 38.1 innings pitched...Against top-seeded Fresno State, he started and logged 4.2 innings in Nevada's victory in the Mountain West tournament...Held also accrued a 3.60 ERA in conference play with eight appearances and two starts, only walking nine batters in 38.1 innings pitched...His arm helped lead Nevada to a second place finish in the Mountain West and to its first MW tournament finals appearance in program history...Signed by Everett Stull.

YEAR	CLUB	W	L	ERA	G	GS	CG	SHO	SV	IP	H	R	ER	HR	HB	BB	SO	SO/9	WP	BK	BAA
2016	GCL Nationals	0	0	0.00	5	0	0	0	1	8.0	3	0	0	0	0	4	7	7.9	1	0	.111
	Auburn	1	2	3.00	7	0	0	0	0	12.0	14	14	4	0	0	3	8	6.0	1	1	.304
	Hagerstown	0	0	2.00	4	0	0	0	1	9.0	8	2	2	1	1	7	7.0	1	0	0	.242
2017	Hagerstown	2	4	5.29	22	0	0	0	3	32.1	44	24	19	2	2	9	26	7.2	1	0	.319
	Potomac	0	2	3.72	5	0	0	0	0	9.2	7	4	4	0	1	8	7	6.5	4	0	.219
MINORS TOTALS		3	8	3.68	43	0	0	0	5	71.0	76	34	29	3	4	25	55	7.0	8	1	.275

HERNANDEZ, ALFONSO — LHP

DD AGE: 18 **HT:** 5-11 **WT:** 200 **BATS:** L **THROWS:** L **BORN:** 8/3/99 Barcelona, VEN

OBTAINED: Signed as a non-drafted free agent, April 26, 2016.

YEAR	CLUB	W	L	ERA	G	GS	CG	SHO	SV	IP	H	R	ER	HR	HB	BB	SO	SO/9	WP	BK	BAA
2016	DSL Nationals	2	1	1.32	8	0	0	0	1	13.2	3	2	2	0	1	5	14	9.2	0	0	.073
2017	DSL Nationals	1	1	2.10	12	12	0	0	0	55.2	43	17	13	0	5	22	61	9.9	5	1	.216
MINORS TOTALS		3	2	1.95	20	12	0	0	1	69.1	46	19	15	0	6	27	75	9.7	5	1	.192

HERNANDEZ, DANIEL — INF

DD AGE: 17 **HT:** 6-0 **WT:** 170 **BATS:** L **THROWS:** R **BORN:** 9/21/00 San Juan de los Morros, VEN

OBTAINED: Signed as a non-drafted free agent, July 3, 2017.

YEAR	CLUB	AVG	G	AB	R	H	TB	2B	3B	HR	RBI	SH	SF	HP	BB	SO	SB	CS	OBP	SLG	OPS	E	
2017		DID NOT PLAY / Signed Late																					



SCOUTING, RESEARCH & PLAYER DEVELOPMENT

HERNANDEZ, YADIEL — OF

DD AGE: 29 HT: 5-9 WT: 185 BATS: L THROWS: R BORN: 10/9/87 Matanzas, Cuba

OBTAINED: Signed as a Minor League free agent, October 1, 2016.

CAREER NOTES: 2017: In his first season in the United States, he ranked among Eastern League hitters in OBP (.379), walks (7th, 56), and AVG (9th, .292)...His .292 average was good for sixth among Nationals farmhands...Was named Eastern League Player of the Week on 9/4...His 12 home runs were a career high...Appeared in both right field (75 G) and left field (37 G). **CAREER:** From 2009-14, played for Cocosrilos de Matanzas of the Cuban National Series (Serie Nacional), breaking into the league as a 21-year-old, more than four years younger than the league average age...Has recorded more walks (380) than strikeouts (285) in his career...Was rated by *Baseball America* as the No. 16 Cuban prospect entering 2015...In his most recent season (2014), ranked among Cuban National Series hitters in batting average (2nd, .369), on-base percentage (2nd, .509), OPS (3rd, 1.045), runs scored (T3rd, 64) and doubles (4th, 20) while playing his sixth season for Cocosrilos de Matanzas.

YEAR	CLUB	AVG	G	AB	R	H	TB	2B	3B	HR	RBI	SH	SF	HP	BB	SO	SB	CS	OBP	SLG	OPS	E
2009	Matanzas	.328	75	253	50	83	130	17	3	8	34	2	2	3	39	51	1	0	.421	.514	.935	4
2010	Matanzas	.329	89	307	57	101	144	11	1	10	42	3	5	8	51	47	3	4	.431	.469	.900	5
2011	Matanzas	.330	95	297	66	98	157	23	6	8	67	2	1	5	80	46	1	4	.478	.529	1.006	0
2012	Matanzas	.270	84	293	54	79	116	7	0	10	48	2	2	3	64	56	3	1	.403	.396	.799	2
2013	Matanzas	.323	86	294	52	95	143	18	0	10	69	0	9	4	69	38	3	2	.447	.486	.933	0
2014	Matanzas	.369	85	282	64	104	151	20	3	7	51	0	3	7	77	47	5	4	.509	.535	1.045	4
2015	DID NOT PLAY																					
2016	DID NOT PLAY / Signed Late																					
2017	Harrisburg	.292	120	397	57	116	175	21	1	12	59	3	3	1	56	66	5	2	.379	.441	.820	4
MINORS TOTALS		.292	120	397	57	116	175	21	1	12	59	3	3	1	56	66	5	2	.379	.441	.820	4
SERIE NACIONAL TOTALS		.324	514	1726	343	560	841	96	13	53	311	9	22	30	380	285	16	15	.449	.487	.937	15

HILL, BRIGHAM — RHP

DD AGE: 22 HT: 5-11 WT: 190 BATS: R THROWS: R BORN: 7/8/95 Nacogdoches, TX SCHOOL: Texas A&M University

OBTAINED: Selected in the fifth round of the 2017 First-Year Player Draft.

CAREER NOTES: 2018: Enters the season rated as the No. 17 prospect by *Baseball America* and the No. 20 prospect in Washington's system by MLB.com. 2017: Began his professional career with short-season Single-A Hagerstown before being promoted to Single-A Hagerstown on 8/2. **COLLEGE:** As the team's Friday starter, Hill posted a 3.18 ERA in 96.1 innings (16 starts), leading the Aggies to the school's sixth appearance in the College World Series...Named to the SEC All-Defensive team in 2017...Also received recognition for his 2016 sophomore campaign, as he was named to the All-America second team by *Baseball America*, and third team by the National Collegiate Baseball Writers Association...Signed by Tyler Witt.

YEAR	CLUB	W	L	ERA	G	GS	CG	SHO	SV	IP	H	R	ER	HR	HB	BB	SO	SO/9	WP	BK	BAA
2017	Auburn	0	1	2.63	4	3	0	0	0	13.2	12	7	4	0	3	9	5.9	1	0	.214	
	Hagerstown	0	1	6.07	6	6	0	0	0	29.2	41	22	20	4	3	5	30	9.1	7	0	.318
MINORS TOTALS		0	2	4.98	10	9	0	0	0	43.1	53	29	24	4	3	8	39	8.1	8	0	.286

HOWARD, HAYDEN — LHP

DD AGE: 24 HT: 6-5 WT: 193 BATS: R THROWS: L BORN: 3/26/94 Carrollton, TX SCHOOL: Texas Tech University

OBTAINED: Selected in the 12th round of the 2016 First-Year Player Draft.

CAREER NOTES: 2017: Spent the entire season with Single-A Hagerstown...Posted a 2.82 ERA and five saves in 29 relief appearances...28 of his 29 appearances were at least one inning...From 5/21 through the end of the season, posted a 1.05 ERA (6 ER/51.2 IP) in 21 relief outings...Did not allow a home run during that stretch. 2016: Reported to the GCL Nationals following the 2016 Draft...Was promoted to short-season Single-A Auburn on 7/11. **COLLEGE:** In his first season at Texas Tech, went 9-3 with eight saves and a 2.39 ERA in 33 appearances (one start)...Played junior college ball at Seward (KS) Community College in 2013 and 2015, while redshirting at Texas A&M in 2014...In his freshman year at Seward Community College, Howard posted an 8-3 record with a 1.69 ERA...His 1.69 ERA is the second lowest ERA in Seward history...In 2015, as a redshirt sophomore, Howard led the team with 80 strikeouts in 13 starts...Was originally selected by OAK in the 39th round of the 2013 First-Year Player Draft...Signed by Ed Gustafson.

YEAR	CLUB	W	L	ERA	G	GS	CG	SHO	SV	IP	H	R	ER	HR	HB	BB	SO	SO/9	WP	BK	BAA
2016	GCL Nationals	1	0	0.00	1	0	0	0	0	2.0	0	0	0	0	0	1	2	9.0	0	0	.000
	Auburn	0	2	5.06	11	0	0	0	0	21.1	28	13	12	1	0	9	12	3.8	1	0	.322
2017	Hagerstown	4	2	2.95	31	2	0	0	5	76.1	77	38	25	6	3	23	74	8.7	6	0	.253
MINORS TOTALS		5	4	3.34	43	2	0	0	5	99.2	105	51	37	7	3	33	88	7.9	7	0	.264

HOWELL, JACOB — RHP

DD AGE: 22 HT: 6-3 WT: 190 BATS: R THROWS: R BORN: 8/9/05 Orange, TX SCHOOL: Delta State (MS) University

OBTAINED: Selected in the 21st round of the 2016 First-Year Player Draft.

CAREER NOTES: 2016: Reported to the GCL following the 2016 Draft...Was promoted to short-season Single-A Auburn on 6/27 and to Single-A Hagerstown on 7/5. **COLLEGE:** In his first season at Delta State, Howell went 1-3 in 18 appearances as a reliever...He struck out 45 and walked 15 in 34.1 innings during the season...Transferred to Delta State from Angelina (TX) Junior College, where he had a 5-3 record as a starter...In his 14 starts his sophomore season, Howell threw two complete games and struck out 71 batters in 86 innings, while only walking 23...Signed By Eric Robinson.

YEAR	CLUB	W	L	ERA	G	GS	CG	SHO	SV	IP	H	R	ER	HR	HB	BB	SO	SO/9	WP	BK	BAA
2016	GCL Nationals	0	0	0.00	1	0	0	0	0	1.2	0	0	0	0	0	1	5.4	0	0	.000	
	Auburn	1	0	0.00	2	0	0	0	0	5.0	2	0	0	0	0	6	10.8	0	0	.118	
	Hagerstown	1	1	4.57	8	0	0	0	0	21.2	20	11	11	1	0	7	15	6.2	5	0	.238
2017	Hagerstown	0	1	9.72	5	0	0	0	0	8.1	12	9	9	1	1	7	9	9.7	1	0	.333
MINORS TOTALS		2	2	4.91	16	0	0	0	0	36.2	34	20	20	2	1	14	31	7.6	6	0	.241

HURTADO, JORGE — OF

DD AGE: 17 HT: 6-1 WT: 165 BATS: R THROWS: R BORN: 10/15/00 Aragua, VEN

OBTAINED: Signed as a non-drafted free agent, July 3, 2017.

YEAR	CLUB	AVG	G	AB	R	H	TB	2B	3B	HR	RBI	SH	SF	HP	BB	SO	SB	CS	OBP	SLG	OPS	E
2017	DID NOT PLAY / Signed Late																					

INFANTE, DARLY — LHP

DD AGE: 21 **HT:** 6-2 **WT:** 185 **BATS:** L **THROWS:** L **BORN:** 10/20/96 Bajos De Haina, DOM

OBTAINED: Signed as a non-drafted free agent, March 12, 2016.

YEAR	CLUB	W	L	ERA	G	GS	CG	SHO	SV	IP	H	R	ER	HR	HB	BB	SO	SO/9	WP	BK	BAA
2016	DSL Nationals	1	4	2.94	12	12	0	0	0	49.0	54	26	16	2	6	19	52	9.6	9	3	.281
2017	GCL Nationals	0	2	4.43	13	0	0	0	0	22.1	17	17	11	1	1	14	26	10.5	5	2	.205
MINORS TOTALS		1	6	3.41	25	12	0	0	0	71.1	71	43	27	3	7	33	78	9.8	14	5	.258

JAMESON, CHARLS — RHP

DD AGE: 17 **HT:** 6-1 **WT:** 175 **BATS:** R **THROWS:** R **BORN:** 1/27/01 Falcon, VEN

OBTAINED: Signed as a non-drafted free agent, July 3, 2017.

YEAR	CLUB	W	L	ERA	G	GS	CG	SHO	SV	IP	H	R	ER	HR	HB	BB	SO	SO/9	WP	BK	BAA
2017																					
		DID NOT PITCH / Signed Late																			

JIMENEZ, JOSE — LHP

DD AGE: 21 **HT:** 6-1 **WT:** 190 **BATS:** L **THROWS:** L **BORN:** 12/7/96 San Cristobal, DOM

OBTAINED: Signed as a non-drafted free agent, July 2, 2013.

YEAR	CLUB	W	L	ERA	G	GS	CG	SHO	SV	IP	H	R	ER	HR	HB	BB	SO	SO/9	WP	BK	BAA
2013																					
		DID NOT PITCH / Signed Late																			
2014	DSL Nationals	0	0	0.00	1	0	0	0	0	1.0	1	0	0	0	0	0	1	9.0	0	0	.250
2015	DSL Nationals	1	1	5.92	18	0	0	0	1	24.1	33	23	16	0	1	15	19	7.0	8	0	.333
2016	DSL Nationals	2	4	3.25	20	0	0	0	5	36.0	44	22	13	0	0	12	24	6.0	1	0	.289
2017	GCL Nationals	3	0	1.35	15	0	0	0	2	26.2	25	9	4	1	2	5	11	3.7	1	1	.248
MINORS TOTALS		6	5	3.38	54	0	0	0	8	88.0	103	54	33	1	3	32	55	5.6	10	1	.289

JOHNSON, DANIEL — OF

DD AGE: 22 **HT:** 5-10 **WT:** 185 **BATS:** L **THROWS:** L **BORN:** 7/11/95 Vallejo, CA **SCHOOL:** New Mexico State University

OBTAINED: Selected in the fifth round of the 2016 First-Year Player Draft.

CAREER NOTES: 2018: Enters the season rated by *Baseball America* as the No. 8 prospect in Washington's system and the No. 10 prospect by MLB.com...Is also cited by *Baseball America* as being the "Best Power Hitter" among Nationals farmhands. 2017: Washington's 2017 Minor League Player of the Year...Began the season with Single-A Hagerstown before a promotion to Single-A Potomac on 7/23...Hit .298 with 29 doubles, four triples, 22 HR, 72 RBI, 35 walks, 22 SB and 83 runs scored in 130 games between Single-A Hagerstown and Single-A Potomac...Ranked among Washington farmhands in HR (3rd, 22), RBI (5th, 72) and SB (4th, 22)...Among full-season players, his .298 batting average was good for third in Washington's system...Was one of just 10 players in all of Minor League Baseball (one of four at the Single-A level) to record at least 20 HR and 20 SB...Was one of just two players in MiLB – and the only player at the Single-A level – to record a season with at least 29 doubles, 22 HR and 22 SB...His .505 slugging percentage was good for eighth among all Single-A players, combined, and his .861 OPS was 10th...Was named a mid-season and post-season All-Star while also earning South Atlantic League Player of the Week honors on 6/25...Paced the South Atlantic League in many offensive categories during his stay with the Suns, and his 17 HR in South Atlantic League play were ultimately tied for the second-most in the league during the 2017 season. Entered the season rated as the No. 28 prospect in Washington's system per MLB.com. 2016: Reported to short-season Single-A Auburn following the 2016 Draft...Led the Doubledays in games played (62), hits (65), triples (4) and stolen bases (13)...Ranked fifth in the New York-Penn League with 10 HBP. **COLLEGE:** Was the 2016 Western Athletic Conference Player of the Year...He led the WAC in batting average (.416), slugging percentage (.720), home runs (8), hits (52), total bases (90), runs (36) and stolen bases (15) during conference play...On the season, he hit .382 (94-for-246) with 11 doubles, seven triples, 12 homers, 50 RBI, 18 walks, 29 stolen bases and 67 runs scored in 57 games...Johnson began his career at Northeast Oklahoma A&M Junior College before transferring to New Mexico State...Signed by Mitch Sokol.

YEAR	CLUB	AVG	G	AB	R	H	TB	2B	3B	HR	RBI	SH	SF	HP	BB	SO	SB	CS	OBP	SLG	OPS	E
2016	Auburn	.265	62	245	25	65	85	9	4	1	14	0	1	10	7	42	13	3	.312	.347	.659	3
2017	Hagerstown	.300	88	327	61	98	173	16	4	17	52	1	3	11	22	70	12	9	.361	.529	.890	4
	Potomac	.294	42	170	22	50	78	13	0	5	20	0	1	1	13	30	10	2	.346	.459	.805	0
MINORS TOTALS		.287	192	742	108	213	336	38	8	23	86	1	5	22	42	142	35	14	.342	.453	.794	8

JOHNSON, JARED — LHP

DD AGE: 22 **HT:** 6-4 **WT:** 185 **BATS:** L **THROWS:** L **BORN:** 9/1/95 West Palm Beach, FL **SCHOOL:** Palm Beach State (FL) Colelg

OBTAINED: Selected in the 17th round of the 2017 First-Year Player Draft.

CAREER NOTES: 2017: Made his professional debut with the GCL Nationals out of the bullpen on 7/28...Began his career with a 9.0 inning scoreless streak over five games, before allowing one run on 7/17...Was promoted to short-season Single-A Auburn on 7/30. **COLLEGE:** Tossed 69.1 innings in his only season, compiling a 6-3 record and a 3.38 ERA with 77 strikeouts...Signed by Alex Morales.

YEAR	CLUB	W	L	ERA	G	GS	CG	SHO	SV	IP	H	R	ER	HR	HB	BB	SO	SO/9	WP	BK	BAA
2017	GCL Nationals	1	1	0.64	7	2	0	0	1	14.0	8	1	1	0	1	3	14	9.0	1	0	.167
	Auburn	1	2	5.23	11	1	0	0	1	20.2	26	12	12	1	0	13	15	6.5	2	0	.317
MINORS TOTALS		2	3	3.38	18	3	0	0	2	34.2	34	13	13	1	1	16	29	7.5	3	0	.262

JOHNSTON, KYLE — RHP

DD AGE: 21 **HT:** 6-0 **WT:** 205 **BATS:** R **THROWS:** R **BORN:** 7/17/96 Flower Mound, TX **SCHOOL:** University of Texas

OBTAINED: Selected in the sixth round of the 2017 First-Year Player Draft.

CAREER NOTES: 2018: Enters the season rated as the No. 22 prospect in Washington's system by *Baseball America* and MLB.com. 2017: Made one appearance with the GCL Nationals, tossing two hitless relief innings in his professional debut at GCL Cardinals on 6/29...On 7/3, he was promoted to short-season Single-A Auburn where he finished the season. **COLLEGE:** Was featured as both a starter and closer for the Longhorns in his junior season, compiling a 3-2 record and 3.56 ERA in 17 appearances (14 starts) while adding two saves...Was impressive in the 2016 California Collegiate League, going 4-1 with a 1.89 ERA and 54 strikeouts while allowing only 34 hits in 52 innings...Signed by Tyler Witt.

YEAR	CLUB	W	L	ERA	G	GS	CG	SHO	SV	IP	H	R	ER	HR	HB	BB	SO	SO/9	WP	BK	BAA
2017	GCL Nationals	0	0	0.00	1	0	0	0	0	2.0	0	0	0	0	0	2	1	4.5	0	0	.000
2017	Auburn	0	2	3.43	14	7	0	0	0	44.2	41	21	17	2	3	23	32	6.4	4	0	.241
MINORS TOTALS		0	2	3.28	15	7	0	0	0	46.2	41	21	17	2	3	25	33	6.4	4	0	.236



SCOUTING, RESEARCH & PLAYER DEVELOPMENT

JOSEPH, DIONY — OF

DD AGE: 17 **HT:** 6-3 **WT:** 165 **BATS:** L **THROWS:** L **BORN:** 9/23/00 La Romana, DOM

OBTAINED: Signed as a non-drafted free agent, Sept. 24, 2017.

YEAR	CLUB	AVG	G	AB	R	H	TB	2B	3B	HR	RBI	SH	SF	HP	BB	SO	SB	CS	OBP	SLG	OPS	E	
2017																							

DID NOT PLAY / Signed Late

KELLER, ALEC — OF

DD AGE: 25 **HT:** 6-2 **WT:** 200 **BATS:** L **THROWS:** R **BORN:** 5/13/92 Richmond, VA **SCHOOL:** Princeton (NJ) University

OBTAINED: Selected in the 17th round of the 2014 First-Year Player Draft.

CAREER NOTES: **2016:** Ranked seventh among Nationals farmhands and ninth in the Carolina League with a .285 batting average...Led the Potomac Nationals in hits (125) and RBI (63). **2015:** Ranked fifth among Nationals farmhands with a .294 batting average...Hit .294 with 22 doubles, six triples, 35 RBI, 11 stolen bases and 59 runs scored in 114 games between Single-A Hagerstown and Single-A Potomac...Was promoted to Potomac on 6/30. **COLLEGE:** Was the Ivy League's Player of the Year in 2014 after hitting .327 (48-for-147) with eight doubles, four triples, two home runs, 19 RBI, 20 runs scored and seven stolen bases...His .327 average led the club and ranked second in the Ivy League...Ranked fourth in the league in on-base percentage (.396) and hits (48)...Split time between second base and centerfield...Was a three-time All-Ivy League First-Year team selection during his four-year career...Led the Ivy League (.378) in hitting during his junior season...Is a native of Richmond, VA where he attended Douglas Freeman High School...Signed by John Malzone.

YEAR	CLUB	AVG	G	AB	R	H	TB	2B	3B	HR	RBI	SH	SF	HP	BB	SO	SB	CS	OBP	SLG	OPS	E
2014	Auburn	.100	2	10	0	1	1	0	0	0	2	0	0	0	0	1	0	0	.100	.100	.200	0
2015	Hagerstown	.302	61	245	36	74	97	13	5	0	18	6	1	2	15	38	8	6	.346	.396	.742	0
	Potomac	.283	53	180	23	51	62	9	1	0	17	0	3	0	15	25	3	3	.333	.344	.677	1
2016	Potomac	.285	117	438	57	125	164	20	5	3	63	2	2	1	35	78	14	2	.338	.374	.713	2
2017	Harrisburg	.264	77	288	41	76	102	13	2	3	18	1	0	4	18	60	6	1	.316	.354	.670	1
MINORS TOTALS		.282	310	1161	157	327	426	55	13	6	118	9	6	7	83	202	31	12	.332	.367	.699	4

KIEBOOM, CARTER — SS

DD AGE: 20 **HT:** 6-2 **WT:** 190 **BATS:** R **THROWS:** R **BORN:** 9/3/97 Marietta, GA **SCHOOL:** Walton (GA) High School

OBTAINED: Selected in the first round (No. 28 overall) in the 2016 First-Year Player Draft.

CAREER NOTES: **2018:** Enters the season rated by *Baseball America* as the No. 4 prospect in Washington's system and the No. 3 prospect by MLB.com. **2017:** Began the season with Single-A Hagerstown...Hit .333 (37-for-111) with 10 doubles, six homers, 20 RBI and 21 runs scored in the first 29 games of the season prior to injury...Returned to South Atlantic League play on 8/15...Entered the season rated as the No. 8 prospect in Washington's system, per *Baseball America* and the No. 3 prospect per MLB.com. **2016:** Reported to the GCL Nationals following the 2016 Draft...His .452 slugging percentage would have ranked seventh in the GCL, but he fell just short of qualifying...He ranked among team leaders in triples (1st, 4), doubles (T2nd, 8), home runs (3rd, 4), RBI (3rd, 25) and runs scored (3rd, 33)...Following the season, was rated by *Baseball America* as the No. 14 prospect in the Gulf Coast League. **HIGH SCHOOL:** Was considered one of the best prep hitters in the 2016 First-Year Player Draft after hitting .366 (37-for-101) with nine doubles, two triples, five home runs, 37 RBI, 24 walks, seven stolen bases and 39 runs scored for Walton High School in Marietta, Ga...He posted a .504 on-base percentage and a .644 slugging percentage during his senior season...Has collected numerous prep All-America honors, including being named a 2016 Rawlings/Perfect Game preseason first-team All-American, 2016 Louisville Slugger first-team preseason All-American by *Collegiate Baseball* and the 2015 Under Armour All-American Game MVP...He was rated by Perfect Game as the fifth-best high school prospect coming out of the talent-rich state of Georgia...A shortstop in high school, Kieboom also saw time on the mound for Walton as an ambidextrous pitcher...Kieboom led Walton High School to its first state title in 2016, as the school claimed the Georgia Class 6A championship...He signed a National Letter of Intent to play baseball at Clemson (SC) University but chose to sign with Washington...Brother of Nationals catcher Spencer Kieboom...Signed by Eric Robinson.

YEAR	CLUB	AVG	G	AB	R	H	TB	2B	3B	HR	RBI	SH	SF	HP	BB	SO	SB	CS	OBP	SLG	OPS	E
2016	GCL Nationals	.244	36	135	22	33	61	8	4	4	24	0	3	5	12	43	1	2	.323	.452	.774	9
2017	Hagerstown	.296	48	179	36	53	89	12	0	8	26	0	0	3	28	40	2	2	.400	.497	.897	7
	GCL Nationals	.417	6	12	1	5	8	3	0	0	5	0	0	1	3	0	0	0	.563	.667	1.230	2
	Auburn	.250	7	28	4	7	11	1	0	1	4	0	0	0	1	2	1	0	.276	.393	.669	2
MINORS TOTALS		.277	97	354	63	98	169	24	4	13	60	0	3	9	44	85	4	4	.368	.477	.846	20

KLOBOSITS, GABE — RHP

DD AGE: 22 **HT:** 6-8 **WT:** 255 **BATS:** L **THROWS:** R **BORN:** 5/16/95 Katy, TX **SCHOOL:** Auburn (AL) University

OBTAINED: Selected in the 36th round of the 2017 First-Year Player Draft.

CAREER NOTES: **2017:** Began the season with the GCL Nationals before being promoted to short-season Single-A Auburn on 7/3 and Single-A Hagerstown on 8/27...Recorded a 1.47 ERA (5 ER/30.2 IP) and 10.0 strikeouts/9.0 IP in 20 relief appearances between the three stops. **COLLEGE:** Appeared in 38 games for Auburn University across two seasons, making seven starts...Struck out 64 batters in 77.0 innings off work...Signed by Tyler Wilt.

YEAR	CLUB	W	L	ERA	G	GS	CG	SHO	SV	IP	H	R	ER	HR	HB	BB	SO	SO/9	WP	BK	BAA
2017	GCL Nationals	1	0	0.00	2	0	0	0	0	4.0	3	1	0	0	0	1	5	11.3	1	0	.214
	Auburn	0	0	1.66	15	0	0	0	5	21.2	19	4	4	0	1	6	18	7.5	3	0	.244
	Hagerstown	0	0	1.80	3	0	0	0	1	5.0	1	1	1	0	0	1	11	19.8	1	0	.063
MINORS TOTALS		1	0	1.47	20	0	0	0	6	30.2	23	6	5	0	1	8	34	10.0	5	0	.213

LA BRUNA, ANGELO — INF

OD AGE: 25 **HT:** 5-10 **WT:** 175 **BATS:** R **THROWS:** R **BORN:** 4/15/92 La Canada, CA **SCHOOL:** University of Southern California

OBTAINED: Selected in the 33rd round of the 2015 First-Year Player Draft.

CAREER NOTES: 2016: Hit .246 with four doubles, one triple, one home run 11 RBI, 12 walks and 10 runs scored in 39 games between short-season Single-A Auburn and Single-A Hagerstown. **COLLEGE:** Played one season for the USC Trojans after transferring from Duke (NC) University...As a junior at USC, appeared in 39 games/22 starts, batting .250 with nine RBI...Played summer ball for the Valley Blue Sox in the New England Collegiate League in 2014 and was named to the New England Collegiate Baseball League Northern Division All-Star team...Batted .301 in 32 games for the Blue Sox, recording 31 hits, seven doubles, one home run and 11 RBI...Earned several academic honors in his collegiate career, including Pac-12 All-Academic Second Team honors as a political science major at USC and was an ACC Academic Honor Roll selection both freshman and sophomore years at Duke...Signed by Steve Leavitt

YEAR	CLUB	AVG	G	AB	R	H	TB	2B	3B	HR	RBI	SH	SF	HP	BB	SO	SB	CS	OBP	SLG	OPS	E
2015	GCL Nationals	.269	32	93	9	25	33	6	1	0	5	3	1	2	3	15	1	1	.303	.355	.658	2
2016	Auburn	.476	6	21	3	10	11	1	0	0	3	0	0	0	2	1	0	2	.522	.524	1.046	0
	Hagerstown	.194	33	93	7	18	26	3	1	1	8	0	1	1	10	19	2	3	.276	.280	.556	0
2017	Hagerstown	.218	77	248	25	54	68	10	2	0	18	7	3	0	14	54	2	2	.257	.274	.531	3
MINORS TOTALS		.235	148	455	44	107	138	20	4	1	34	10	5	3	29	89	5	8	.283	.303	.586	5

LEE, ANDREW — RHP

OD AGE: 24 **HT:** 6-5 **WT:** 225 **BATS:** L **THROWS:** R **BORN:** 12/2/93 Knoxville, TN **SCHOOL:** University of Tennessee

OBTAINED: Selected in the 11th round of the 2015 First-Year Player Draft.

CAREER NOTES: 2016: Did not allow his first professional home run until his eighth start of the season, 5/16 vs. Lakewood (PHI)...Made 11 starts before being placed on the disabled list with a right elbow strain, ending his season. **2015:** Went 5-1 with a 1.63 ERA in 10 games/five starts between three levels of Washington's Minor League system...Posted a 10.9 SO/9.0 IP ratio...Tossed 22.1 scoreless innings spanning his first 12 professional appearances, allowing his first earned run on 8/21...The other six runs came in his last start of the season...Made 11 appearances out of the bullpen before making five starts from 8/16-9/6. **COLLEGE:** Led the Volunteers with nine saves, going 4-2 with a 2.67 ERA (8 ER/27.0 IP) in 21 appearances out of the bullpen...Struck out 32 and walked just five...Also hit .306 with 10 doubles, two triples, nine home runs, 31 RBI and 22 runs scored in 41 games at first base...Nine home runs were second on the club...Signed by Marc Baca.

YEAR	CLUB	W	L	ERA	G	GS	CG	SHO	SV	IP	H	R	ER	HR	HB	BB	SO	SO/9	WP	BK	BAA
2015	GCL Nationals	1	0	0.00	1	0	0	0	0	1.0	0	0	0	0	0	0	1	9.0	0	0	.000
	Auburn	1	0	0.00	5	0	0	0	0	8.1	5	0	0	0	0	1	12	13.0	0	0	.172
	Hagerstown	3	1	2.15	10	5	0	0	0	29.1	18	8	7	0	1	9	34	10.4	4	0	.171
2016	Hagerstown	2	2	3.71	11	11	0	0	0	51.0	45	25	21	1	4	18	46	8.1	6	0	.243
2017	GCL Nationals	0	0	0.00	1	1	0	0	0	1.2	0	0	0	0	0	1	1	5.4	0	0	.000
MINORS TOTALS		7	3	2.76	28	17	0	0	0	91.1	68	33	28	1	5	29	94	9.3	10	0	.207

LEE, NICK — LHP

OD AGE: 27 **HT:** 6-0 **WT:** 210 **BATS:** L **THROWS:** L **BORN:** 1/31/91 San Antonio, TX **SCHOOL:** Weatherford (TX) Junior College

OBTAINED: Selected in the 18th round of the 2011 First-Year Player Draft.

CAREER NOTES: 2017: Returned from injury to pitch in three GCL Games. **2016:** Spent the entire season with Double-A Harrisburg...Pitched in a career-high 45 games...Struck out 9.9 batters per nine innings...Opposing left-handed batter hit .195 against him...Following the season, posted a 1.54 ERA (2 ER/11.2 IP) with 14 strikeouts in 10 games for Glendale of the Arizona Fall League. **2015:** Began the season with Single-A Potomac before being promoted to Double-A Harrisburg on July 4...Went 3-1 with 10 saves and a 3.12 ERA in a career-high 40 outings between the two stops...His 10 saves ranked tied for second among Nationals farmhands...With Double-A Harrisburg, surrendered just one extra-base hit and allowed left-handed batters to hit just .182 (6-for-33), while striking out 15 of the 41 batters he faced...Was 10-for-12 in save opportunities...Entered the season rated as the No. 30 prospect in Washington's chain, according to *Baseball America*...Following the season, appeared in six games for the Salt River Rafters of the Arizona Fall League (0-1, 4.05 ERA). **2014:** Began the season with Single-A Potomac, but was limited to just 31.0 innings due to a left elbow strain...Transitioned to a relief role full time...Entered the season rated as the 26th-best prospect in the Nationals' organization, according to *Baseball America*. **2013:** In his first season with Single-A Hagerstown, struck out 102 batters, second-most on the Hagerstown staff, in just 91.0 innings. **2012:** Participated in Washington's Extended Spring Training program before reporting to short-season Single-A. **2011:** Appeared in 10 games for the GCL Nationals following his selection in the 2011 First-Year Player Draft. **COLLEGE:** Signed by Ed Gustafson.

YEAR	CLUB	W	L	ERA	G	GS	CG	SHO	SV	IP	H	R	ER	HR	HB	BB	SO	SO/9	WP	BK	BAA
2011	GCL Nationals	1	0	4.05	10	0	0	0	0	13.1	16	10	6	1	0	15	15	10.1	3	0	.302
2012	Auburn	3	1	3.77	13	11	0	0	0	62.0	63	29	26	2	7	21	62	9.0	6	0	.267
2013	Hagerstown	6	4	3.96	19	17	0	0	0	91.0	83	48	40	7	5	43	102	10.1	11	1	.249
2014	Potomac	0	2	10.05	5	4	0	0	0	14.1	17	18	16	0	1	8	23	14.4	4	0	.283
	GCL Nationals	1	0	6.75	5	0	0	0	0	8.0	9	6	6	4	1	4	6	6.8	2	0	.290
	Hagerstown	1	0	7.56	5	0	0	0	0	8.1	11	7	7	1	1	9	6	6.5	0	0	.314
2015	Potomac	1	1	2.57	20	0	0	0	9	28.0	20	11	8	1	1	14	28	9.0	3	0	.202
	Harrisburg	2	0	3.75	20	0	0	0	1	24.0	20	11	10	0	2	19	29	10.9	4	0	.233
2016	Harrisburg	3	1	4.32	45	0	0	0	2	50.0	43	27	24	5	2	42	55	9.9	6	2	.228
2017	GCL Nationals	0	0	0.00	3	1	0	0	0	2.2	4	0	0	0	0	1	3.4	0	0	0	.500
MINORS TOTALS		18	9	4.27	145	33	0	0	12	301.2	286	167	143	21	20	175	327	9.8	39	3	.253

LIRIANO, ADRIAN — INF

OD AGE: 18 **HT:** 5-11 **WT:** 165 **BATS:** R **THROWS:** R **BORN:** 1/4/00 Las Matas De Farfan, DOM

OBTAINED: Signed as a non-drafted free agent, August 10, 2016.

YEAR	CLUB	AVG	G	AB	R	H	TB	2B	3B	HR	RBI	SH	SF	HP	BB	SO	SB	CS	OBP	SLG	OPS	E
2016	DID NOT PLAY / Signed Late																					
2017	DSL Nationals	.237	39	114	23	27	37	8	1	0	12	1	1	7	15	33	2	2	.358	.325	.683	8
MINORS TOTALS		.237	39	114	23	27	37	8	1	0	12	1	1	7	15	33	2	2	.358	.325	.683	8



SCOUTING, RESEARCH & PLAYER DEVELOPMENT

LORA, EDWIN — SS

DD AGE: 22 **HT:** 6-1 **WT:** 150 **BATS:** R **THROWS:** R **BORN:** 9/14/95 Santo Domingo, DOM

OBTAINED: Signed as a non-drafted free agent, August 28, 2012.

CAREER NOTES: 2017: Entered the season rated as the No. 23 prospect in Washington's system, per *Baseball America*. 2016: Led the Suns and ranked tied for fifth in the South Atlantic League with 32 doubles...Entered the season rated as the No. 22 prospect in Washington's system, according to *Baseball America* and the No. 24 prospect, per MLB.com.

YEAR	CLUB	AVG	G	AB	R	H	TB	2B	3B	HR	RBI	SH	SF	HP	BB	SO	SB	CS	OBP	SLG	OPS	E
DID NOT PLAY / Signed Late																						
2012	DID NOT PLAY / Signed Late																					
2013	DSL Nationals	.205	55	185	29	38	52	8	0	2	13	2	0	3	18	44	6	4	.286	.281	.567	15
2014	GCL Nationals	.293	52	181	27	53	61	8	0	15	6	0	0	11	37	13	6	.333	.337	.670	14	
2015	Auburn	.259	38	116	19	30	48	8	2	2	17	6	1	1	6	33	7	0	.298	.414	.712	18
2016	Hagerstown	.231	118	386	56	89	143	32	5	4	42	8	4	8	30	113	23	4	.297	.370	.667	29
2017	Potomac	.229	111	353	49	81	112	18	2	3	27	13	2	7	33	100	12	5	.306	.317	.623	22
MINORS TOTALS		.238	374	1221	180	291	416	74	9	11	114	35	7	19	98	327	61	19	.303	.341	.644	98

LOWERY, JAKE — C

DD AGE: 27 **HT:** 5-10 **WT:** 200 **BATS:** L **THROWS:** R **BORN:** 7/21/90 Richmond, VA **SCHOOL:** James Madison (VA) University

OBTAINED: Signed as a Minor League free agent, April 14, 2016.

YEAR	CLUB	AVG	G	AB	R	H	TB	2B	3B	HR	RBI	SH	SF	HP	BB	SO	SB	CS	OBP	SLG	OPS	E
2011	Mahoning Valley	.245	69	253	43	62	105	23	1	6	43	0	2	1	54	56	3	2	.377	.415	.792	7
2012	Carolina	.222	59	203	20	45	66	15	0	2	25	1	1	0	28	71	0	1	.315	.325	.640	8
	Lake County	.248	39	137	25	34	69	10	2	7	28	3	1	0	24	39	1	0	.358	.504	.862	1
2013	Carolina	.195	12	41	4	8	15	2	1	1	5	0	0	0	9	12	0	0	.340	.366	.706	1
	Akron	.275	70	236	22	65	106	21	1	6	28	0	1	0	33	66	0	0	.363	.449	.812	6
2014	Akron	.201	66	219	27	44	72	7	3	5	19	0	4	2	33	71	1	0	.306	.329	.635	7
2015	Akron	.164	50	177	17	29	49	9	1	3	19	1	2	0	19	50	1	1	.242	.277	.519	4
2016	Harrisburg	.000	2	4	1	0	0	0	0	0	1	0	1	0	2	1	0	0	.286	.000	.286	0
	Potomac	.212	17	52	4	11	18	4	0	1	10	0	1	1	11	14	0	0	.354	.346	.700	0
2017	Potomac	.153	19	59	7	9	18	1	1	2	11	0	2	0	8	31	0	0	.246	.305	.551	2
	Harrisburg	.214	19	56	6	12	16	4	0	0	5	0	0	0	10	16	0	0	.333	.286	.619	0
MINORS TOTALS		.222	422	1437	176	319	534	96	10	33	194	5	15	4	231	427	6	4	.328	.372	.700	36

MAPES, TYLER — RHP

DD AGE: 26 **HT:** 6-2 **WT:** 205 **BATS:** R **THROWS:** R **BORN:** 7/18/91 Plano, TX **SCHOOL:** Tulane (LA) University

OBTAINED: Selected in the 30th round of the 2014 First-Year Player Draft.

CAREER NOTES: 2016: Recorded four complete games, tied for the most in Minor League Baseball...Led Washington's system and was tied for first in the Eastern League in wins (12)...Ranked third in the Eastern League and fourth among Nationals farmhands in ERA (3.19)...Was named an Eastern League mid-season All-Star and Eastern League Pitcher of the Week on 6/19. 2015: Went 7-3 with one save and a 2.23 ERA in 32 games/eight starts between Single-A Hagerstown and Single-A Potomac...Was promoted to Potomac after just two appearances for Hagerstown...Went 5-1 with a 1.29 ERA (6 ER/42.0 IP) in eight starts...Allowed just one home run as a starting pitcher...Went 2-2 with a 2.96 ERA (18 ER/54.2 IP) in 24 relief appearances...Posted an 8.1 SO/9.0 IP ratio as a reliever. 2014: Was five-for-five in save opportunities...Posted a 1.14 ERA (3 ER/23.2 IP) in 17 appearances between the GCL Nationals and short-season Single-A Auburn. **COLLEGE:** Posted a team-best 2.20 ERA (20 ER/81.2 IP) while going 5-5 win 13 starts for the Green Wave in 2014...Struck out 59 while walking just 15...Earned Conference USA Pitcher of the Week honors and was a 2011 NCAA Third-Team All-America at Navarro (TX) College...Began his collegiate career at the U.S. Naval Academy before transferring to Navarro and eventually Tulane...Signed by Tyler Wilt.

YEAR	CLUB	W	L	ERA	G	GS	CG	SHO	SV	IP	H	R	ER	HR	HB	BB	SO	SO/9	WP	BK	BAA	
2014	GCL Nationals	0	0	0.00	2	0	0	0	0	2.0	1	0	0	0	0	2	9.0	0	0	.167		
	Auburn	1	1	1.25	15	0	0	0	5	21.2	20	4	3	1	1	6	14	5.8	0	.256		
2015	Hagerstown	1	0	0.00	2	0	0	0	0	6.0	3	0	0	0	0	4	6.0	0	0	.136		
	Potomac	6	3	2.38	30	8	0	0	1	90.2	94	30	24	3	3	17	71	7.0	5	1	.269	
2016	Harrisburg	12	10	3.19	25	25	4	1	0	155.0	154	61	55	11	10	39	78	4.5	4	1	.263	
DID NOT PITCH / Injured																						
MINORS TOTALS		20	14	2.68	74	33	4	1	6	275.1	272	95	82	15	14	62	169	5.5	9	2	.261	

MARTINEZ, ADRIAN — RHP

DD AGE: 19 **HT:** 6-0 **WT:** 185 **BATS:** R **THROWS:** R **BORN:** 8/2/98 Guayubin, DOM

OBTAINED: Signed as a non-drafted free agent, April 22, 2016.

YEAR	CLUB	W	L	ERA	G	GS	CG	SHO	SV	IP	H	R	ER	HR	HB	BB	SO	SO/9	WP	BK	BAA
2016	DSL Nationals	1	1	3.86	14	1	0	0	0	37.1	35	20	16	0	4	13	32	7.7	2	0	.252
2017	DSL Nationals	1	1	3.71	6	1	0	0	0	17.0	12	10	7	0	2	7	12	6.4	3	0	.200
MINORS TOTALS		2	2	3.81	20	2	0	0	0	54.1	47	30	23	0	6	20	44	7.3	5	0	.226

MARTINEZ, ANDRES — INF

DD AGE: 22 **HT:** 6-1 **WT:** 170 **BATS:** R **THROWS:** R **BORN:** 7/7/95 Carrizal, VEN

OBTAINED: Signed as a non-drafted free agent, January 18, 2012.

YEAR	CLUB	AVG	G	AB	R	H	TB	2B	3B	HR	RBI	SH	SF	HP	BB	SO	SB	CS	OBP	SLG	OPS	E
2012	DSL Nationals	.248	42	157	22	39	53	7	2	1	23	1	1	4	22	42	5	3	.353	.338	.691	8
DID NOT PLAY / Injured																						
2014	DSL Nationals	.302	58	202	33	61	76	6	3	1	26	2	0	7	31	33	8	4	.413	.376	.789	19
2015	GCL Nationals	.227	34	97	12	22	31	7	1	0	9	0	0	3	7	25	5	0	.299	.320	.619	11
2016	Auburn	.208	40	130	16	27	37	5	1	1	8	0	1	4	7	28	1	0	.268	.285	.552	11
2017	Auburn	.241	45	145	22	35	44	4	1	1	18	1	2	2	24	41	2	1	.353	.303	.656	14
MINORS TOTALS		.252	219	731	105	184	241	29	8	4	84	4	4	20	91	169	21	8	.349	.330	.678	63



NATIONALS PARK
 COMMUNITY RELATIONS
 DREAM FOUNDATION
 YOUTH BASEBALL ACADEMY
 FRONT OFFICE | OWNERSHIP
 MANAGER | COACHING STAFF
 PLAYERS
 2017 IN REVIEW
 HISTORY AND RECORDS
 SCOUTING | RESEARCH | PLAYER DEV.

MARTINSON, JASON — INF

DD AGE: 29 **HT:** 6-1 **WT:** 210 **BATS:** R **THROWS:** R **BORN:** 10/15/88 Bedford, TX **SCHOOL:** Texas State University

OBTAINED: Signed as a Minor League free agent, Nov. 24, 2017.

CAREER NOTES: 2017: Appeared in 50 games for Triple-A Round Rock in Texas' system. 2016: Matched a career-high with 132 games for Triple-A Syracuse. 2015: Matched a career-high with 19 home runs, placing him second behind Matt Skole (20) for the most among Nationals Minor Leaguers...His 21 doubles were second on the club and the most for him since he hit 22 in 2011...Was cited by *Baseball America* as having the "Best Infield Arm" in the Nationals chain entering the 2015 season. 2014: Spent the entire season with Double-A Harrisburg, appearing in 132 games and recording five triples, most since 2010. 2013: Earned two Carolina League Player of the Week citations (4/15 and 4/22)...His 16 home runs (4th) and 72 RBI (5th) ranked among Nationals farmhands...Entered 2013 rated as the 14th-best prospect in the Nationals organization, according to *Baseball America*. 2012: One of only two players in all of MiLB to have at least 100 RBI and 100 runs scored and his 106 RBI between Hagerstown and Potomac were third-most in all of Single-A combined...106 RBI led all Nationals Minor Leaguers, while his 22 HR were fourth and his 30 SB were good for fifth...Following the season, played for the Salt River Rafter of the Arizona Fall League. 2011: Finished fourth among Washington farmhands with 19 home runs...Entered 2011 campaign rated as No. 22 prospect in Nationals' system, according to *Baseball America*. 2010: Appeared in 70 games for the GCL Nationals following the 2010 First-Year Player Draft. **COLLEGE:** Was named preseason All-Southland Conference second team and landed on the All-Conference third team at the close of the season...Became Texas State's first position player and third player overall to be selected in one of the first five rounds of MLB's First-Year Player Draft...Signed by Tyler Witt.

YEAR	CLUB	AVG	G	AB	R	H	TB	2B	3B	HR	RBI	SH	SF	HP	BB	SO	SB	CS	OBP	SLG	OPS	E
2010	Vermont	.241	70	253	38	61	87	8	6	2	36	11	1	3	38	74	4	2	.346	.344	.690	17
2011	Hagerstown	.252	129	433	64	109	194	22	3	19	64	8	5	10	66	144	26	6	.360	.448	.808	33
2012	Hagerstown	.272	69	265	68	72	119	11	3	10	63	1	2	6	47	88	23	3	.391	.449	.840	13
	Potomac	.215	66	237	36	51	97	2	4	12	43	0	5	2	21	79	7	2	.279	.409	.689	17
2013	Potomac	.268	73	254	44	68	123	11	4	12	53	0	5	8	38	89	15	2	.374	.484	.858	7
	Harrisburg	.185	54	173	19	32	53	3	3	4	19	1	1	1	20	56	2	0	.272	.306	.578	12
2014	Harrisburg	.236	132	466	56	110	167	17	5	10	42	4	4	3	45	127	23	2	.305	.358	.663	15
2015	Syracuse	.218	131	495	61	108	188	21	1	19	56	3	3	7	51	189	9	4	.299	.380	.679	11
2016	Syracuse	.218	132	455	44	99	168	21	6	12	58	4	4	10	34	179	11	2	.284	.369	.653	14
2017	Round Rock	.208	50	183	28	38	66	7	0	7	27	1	0	2	18	76	0	3	.286	.361	.647	7
MINORS TOTALS		.233	906	3214	458	748	1262	123	35	107	461	33	30	52	378	1101	120	26	.321	.393	.713	146

MASTERS, DAVID — INF

DD AGE: 24 **HT:** 6-1 **WT:** 185 **BATS:** R **THROWS:** R **BORN:** 4/23/93 Lake St. Louis, MO **SCHOOL:** Central Arizona Community College

OBTAINED: Selected in the 14th round of the 2013 First-Year Player Draft.

CAREER NOTES: 2017: Set career marks in nearly every offensive category, including home runs (8) and RBI (41). 2016: Clubbed a career-high six home runs. 2015: Hit a career-best .226 with a career-high 13 doubles, one triple, two homers, 37 RBI, 40 walks in 43 runs scored in a career-high 109 games between Single-A Hagerstown and Single-A Potomac. **COLLEGE:** Hit .284 with 12 doubles, three HR, 24 RBI in his first season at Central Arizona Community College...Played his freshman season at the University of Arkansas before transferring to Central Arizona...Saw action in 12 games for the Razorbacks...Signed a National Letter of Intent to play baseball at Missouri State University...Selected in the 50th round of the 2011 First-Year Player Draft by Arizona...Signed by Mitch Sokol.

YEAR	CLUB	AVG	G	AB	R	H	TB	2B	3B	HR	RBI	SH	SF	HP	BB	SO	SB	CS	OBP	SLG	OPS	E
2013	Auburn	.183	45	153	11	28	37	7	1	0	8	1	1	5	10	33	0	0	.254	.242	.496	11
2014	Auburn	.292	8	24	4	7	15	2	0	2	3	0	0	1	2	4	0	0	.370	.625	.995	0
	Hagerstown	.182	51	176	25	32	42	8	1	0	10	2	0	5	20	49	4	2	.284	.239	.523	7
2015	Hagerstown	.230	91	296	41	68	87	11	1	2	30	4	2	6	38	64	3	6	.327	.294	.621	21
	Potomac	.207	18	58	2	12	14	2	0	0	7	1	3	0	2	5	0	2	.222	.241	.463	7
2016	Potomac	.174	76	236	27	41	66	5	1	6	33	1	2	5	23	56	1	0	.259	.280	.539	9
2017	Potomac	.241	89	295	40	71	111	14	1	8	41	1	3	3	36	62	0	1	.326	.376	.702	10
MINORS TOTALS		.209	378	1238	150	259	372	49	5	18	132	10	11	25	131	273	8	11	.295	.300	.596	65

MATIAS, ADDIEL — 3B

DD AGE: 17 **HT:** 6-1 **WT:** 170 **BATS:** R **THROWS:** R **BORN:** 10/17/00 Villa La Mata, DOM

OBTAINED: Signed as a non-drafted free agent, July 2, 2017.

YEAR	CLUB	AVG	G	AB	R	H	TB	2B	3B	HR	RBI	SH	SF	HP	BB	SO	SB	CS	OBP	SLG	OPS	E
2017																						

DID NOT PLAY / Signed Late

MATOS, WILFREDO — SS

DD AGE: 17 **HT:** 5-11 **WT:** 160 **BATS:** R **THROWS:** R **BORN:** 9/28/00 Jimani, DOM

OBTAINED: Signed as a non-drafted free agent, July 2, 2017.

YEAR	CLUB	AVG	G	AB	R	H	TB	2B	3B	HR	RBI	SH	SF	HP	BB	SO	SB	CS	OBP	SLG	OPS	E
2017																						

DID NOT PLAY / Signed Late



SCOUTING, RESEARCH & PLAYER DEVELOPMENT

McGOWIN, KYLE — RHP

DD AGE: 26 **HT:** 6-3 **WT:** 189 **BATS:** R **THROWS:** R **BORN:** 11/27/91 Southampton, NY **SCHOOL:** Savannah State (GA) University

OBTAINED: Acquired by Washington along with RHP Austin Adams in exchange for INF Danny Espinosa, Dec. 12, 2016.

CAREER NOTES: 2017: Appeared in 19 games across three levels of Washington's system. 2016: Began the season with Double-A Arkansas before being promoted to Triple-A Salt Lake on May 5...Went 9-14 with a 5.83 ERA in 27 starts between the two stops...Struck out a career-high 130 batters...Took part in his first MLB Spring Training. 2015: Spent the entire season at Double-A Arkansas...Led the Texas League and tied for fifth in the Angels Minor League system with 125 strikeouts...His 27 starts were tied for second in the Texas League. 2014: Recorded a 3.03 ERA in 12 starts between Single-A Inland Empire, Double-A Arkansas and the Arizona League Angels. 2013: In his first professional season, went 1-1 with a 6.28 ERA in nine games (one start) for Orem of the Rookie-Level Pioneer League. **COLLEGE:** Pitched Savannah State to its first Mid-Eastern Athletic Conference title with two wins in the league tournament, including a 144-pitch shutout in the title game on three days' rest...His 11 strikeouts in that game pushed him to 128, second in Division I...Was the highest drafted player in Savannah State history...Signed by Todd Hogan (LAA).

YEAR	CLUB	W	L	ERA	G	GS	CG	SHO	SV	IP	H	R	ER	HR	HB	BB	SO	SO/9	WP	BK	BAA
2013	Orem	1	1	6.28	9	1	0	0	0	14.1	12	11	10	2	1	5	12	7.5	1	0	.218
2014	Inland Empire	1	5	2.93	10	10	0	0	0	58.1	51	24	19	4	1	16	48	7.4	2	1	.236
	Arkansas	0	1	5.40	1	1	0	0	0	5.0	6	3	3	1	0	0	3	5.4	0	0	.286
	AZL Angels	0	0	0.00	1	1	0	0	0	2.0	2	0	0	0	0	1	2	9.0	0	0	.250
2015	Arkansas	9	9	4.38	27	27	0	0	0	154.0	148	80	75	16	7	50	125	7.3	8	0	.255
2016	Arkansas	3	2	4.56	5	5	1	1	0	25.2	22	17	13	4	1	9	32	11.2	2	0	.227
	Salt Lake	6	12	6.11	22	22	0	0	0	116.1	144	86	79	16	3	46	98	7.6	4	0	.308
2017	Syracuse	1	6	6.31	9	9	1	0	0	45.2	51	34	32	3	4	20	27	5.3	5	0	.288
	Harrisburg	1	5	6.54	8	8	0	0	0	42.2	58	35	31	12	2	16	39	8.2	3	0	.317
	Potomac	1	1	1.80	2	2	0	0	0	10.0	10	2	2	1	1	4	9	8.1	1	0	.263
MINORS TOTALS		23	42	5.01	94	86	2	1	0	474.0	504	292	264	59	20	167	395	7.5	26	1	.274

MCKINNEY, JEREMY — RHP

DD AGE: 23 **HT:** 6-0 **WT:** 190 **BATS:** R **THROWS:** R **BORN:** 12/8/94 Franklin, IN **SCHOOL:** Indiana State University

OBTAINED: Selected in the 31st round of the 2017 First-Year Player Draft.

CAREER NOTES: 2017: Made two scoreless appearances (3.0 IP) with the GCL Nationals before being promoted to short-season Single-A Auburn on 7/5. **COLLEGE:** posted a 5-1 record and a 4.09 ERA (25 ER/55.0 IP) in eight starts and fanned 68 batters while holding opposing hitters to a .223 average his junior season...McKinney ranked 32nd in the country with 11.13 strikeouts per nine innings...Signed by Justin Bloxom.

YEAR	CLUB	W	L	ERA	G	GS	CG	SHO	SV	IP	H	R	ER	HR	HB	BB	SO	SO/9	WP	BK	BAA
2017	GCL Nationals	0	0	0.00	2	0	0	0	1	3.0	2	0	0	0	0	0	4	12.0	0	0	.182
2017	Auburn	1	2	6.39	15	0	0	0	2	25.1	34	21	18	5	1	12	29	10.3	2	0	.318
MINORS TOTALS		1	2	5.72	17	0	0	0	3	28.1	36	21	18	5	1	12	33	10.5	2	0	.305

MEJIA, BRYAN — INF

DD AGE: 24 **HT:** 6-1 **WT:** 170 **BATS:** S **THROWS:** R **BORN:** 3/2/94 Bani, DOM

OBTAINED: Signed as a non-drafted free agent, March 23, 2011.

CAREER NOTES: 2016: Collected a career-high 103 hits in a career-high 117 games. 2015: Hit a combined .349 with 21 doubles, nine triples, six home runs, 53 RBI, 15 stolen bases and 37 runs scored in 68 games between short-season Single-A Auburn and Single-A Hagerstown. 2013: In his first domestic professional season, led the Gulf Coast League with seven triples.

YEAR	CLUB	AVG	G	AB	R	H	TB	2B	3B	HR	RBI	SH	SF	HP	BB	SO	SB	CS	OBP	SLG	OPS	E
2011	DSL Nationals	.200	52	160	18	32	53	6	6	1	23	1	3	1	9	35	4	1	.243	.331	.574	8
2012	DSL Nationals	.239	55	201	27	48	74	10	8	0	27	1	2	1	11	45	8	4	.279	.368	.647	16
2013	GCL Nationals	.262	44	168	30	44	64	6	7	0	20	2	1	5	3	25	10	2	.294	.381	.675	8
2014	Auburn	.259	45	135	19	35	56	5	5	2	14	1	2	0	5	22	8	2	.282	.415	.697	8
2015	Auburn	.391	6	23	4	9	16	4	0	1	7	0	1	0	0	3	1	0	.375	.696	1.071	2
	Hagerstown	.345	62	238	33	82	132	17	9	5	46	6	1	5	5	50	14	7	.369	.555	.924	13
2016	Potomac	.241	117	427	39	103	148	19	7	4	41	10	4	2	22	98	19	10	.279	.347	.626	26
2017	Potomac	.234	115	385	38	90	123	16	1	5	40	9	3	1	19	104	7	10	.270	.319	.589	22
MINORS TOTALS		.255	496	1737	208	443	666	83	43	18	218	30	17	15	74	382	71	36	.289	.383	.672	103

MENDEZ, RICARDO — OF

DD AGE: 18 **HT:** 6-0 **WT:** 155 **BATS:** L **THROWS:** L **BORN:** 1/24/00 Barcelona, VEN

OBTAINED: Signed as a non-drafted free agent, July 2, 2016.

YEAR	CLUB	AVG	G	AB	R	H	TB	2B	3B	HR	RBI	SH	SF	HP	BB	SO	SB	CS	OBP	SLG	OPS	E
2016	DID NOT PLAY / Signed Late																					
2017	GCL Nationals	.252	44	151	20	38	51	6	2	1	19	4	0	2	13	43	7	3	.319	.338	.657	2
MINORS TOTALS		.252	44	151	20	38	51	6	2	1	19	4	0	2	13	43	7	3	.319	.338	.657	2

MEREGILDO, OMAR — INF

DD AGE: 20 **HT:** 6-1 **WT:** 185 **BATS:** R **THROWS:** R **BORN:** 8/18/97 Santo Domingo, DOM

OBTAINED: Signed as a non-drafted free agent, August 12, 2014.

YEAR	CLUB	AVG	G	AB	R	H	TB	2B	3B	HR	RBI	SH	SF	HP	BB	SO	SB	CS	OBP	SLG	OPS	E
2014	DID NOT PLAY / Signed Late																					
2015	DSL Nationals	.202	65	228	31	46	81	24	1	3	25	1	7	11	32	81	4	2	.320	.355	.675	16
2016	GCL Nationals	.149	28	74	7	11	12	1	0	0	4	0	1	0	6	16	2	1	.210	.162	.372	8
2017	Auburn	.214	55	210	26	45	78	7	1	8	18	1	0	3	12	70	0	1	.267	.371	.638	19
MINORS TOTALS		.199	148	512	64	102	171	32	2	11	47	2	8	14	50	167	6	4	.284	.334	.618	43

MESA, BRAILIN — OF

OD AGE: 20 HT: 6-3 WT: 185 BATS: R THROWS: R BORN: 11/2/97 Azua, DOM

OBTAINED: Signed as a non-drafted free agent, July 2, 2014.

YEAR	CLUB	AVG	G	AB	R	H	TB	2B	3B	HR	RBI	SH	SF	HP	BB	SO	SB	CS	OBP	SLG	OPS	E
2014																						
DID NOT PLAY / Signed Late																						
2015	DSL Nationals	.250	32	88	9	22	33	6	1	1	15	0	0	3	8	27	0	1	.333	.375	.708	4
2016	DSL Nationals	.257	58	214	25	55	76	16	1	1	19	3	1	4	11	48	4	1	.302	.355	.657	3
2017	DSL Nationals	.125	13	40	4	5	7	2	0	0	1	0	0	3	4	14	0	1	.255	.175	.430	0
MINORS TOTALS		.240	103	342	38	82	116	24	2	2	35	1	3	10	23	89	4	3	.304	.339	.643	7

MICHEL, EDWIN — LHP

OD AGE: 18 HT: 6-2 WT: 166 BATS: L THROWS: L BORN: 4/22/99 La Romana, DOM

OBTAINED: Signed as a non-drafted free agent, April 22, 2016.

YEAR	CLUB	W	L	ERA	G	GS	CG	SHO	SV	IP	H	R	ER	HR	HB	BB	SO	SO/9	WP	BK	BAA
2013	DSL Nationals	1	0	3.75	9	0	0	0	2	47.2	9	7	5	0	1	7	14	10.5	6	2	.191
2017	DSL Nationals	1	0	6.65	15	0	0	0	1	23.0	32	20	17	0	1	11	15	5.9	4	0	.327
MINORS TOTALS		2	0	5.66	24	0	0	0	1	35.0	41	27	22	0	2	18	29	7.5	10	2	.283

MILLS, JORDAN — LHP

OD AGE: 25 HT: 6-5 WT: 215 BATS: L THROWS: L BORN: 5/11/92 Shingle Springs, CA SCHOOL: St. Mary's College of California

OBTAINED: Signed as a Minor League free agent, January 25, 2017.

CAREER NOTES: 2017: Went 6-5 with six saves and a 3.62 ERA in a career-high 38 games between Single-A Hagerstown and Single-A Potomac. COLLEGE: Was originally selected by HOU in the 28th round of the 2013 First-Year Player Draft...Signed by Brad Budzinski (HOU).

YEAR	CLUB	W	L	ERA	G	GS	CG	SHO	SV	IP	H	R	ER	HR	HB	BB	SO	SO/9	WP	BK	BAA
2013	Greenville	5	1	2.08	14	6	0	0	2	47.2	36	14	11	2	1	13	43	8.1	3	0	.216
2014	Tri-City	1	2	1.88	21	0	0	0	2	24.0	21	7	5	0	1	9	30	11.3	2	0	.233
	Quad Cities	0	0	5.87	7	0	0	0	0	7.2	6	5	5	2	1	5	9	10.6	0	0	.214
2015	Quad Cities	1	2	2.25	13	0	0	0	2	16.0	15	8	4	0	3	6	13	7.3	1	0	.246
	Lancaster	1	2	3.81	17	0	0	0	2	26.0	30	12	11	2	2	16	22	7.6	0	0	.300
2016	Quebec (IND)	6	0	1.96	44	3	0	0	3	55.0	44	14	12	1	4	20	51	8.3	7	0	—
2017	Hagerstown	4	3	3.03	20	0	0	0	4	29.2	26	11	10	0	2	8	26	7.9	3	0	.236
	Potomac	2	2	4.20	18	1	0	0	2	30.0	30	14	14	1	5	7	26	7.8	2	0	.270
MINORS TOTALS		14	12	2.98	110	7	0	0	14	181.0	164	71	60	7	15	64	169	8.4	11	0	.246

MORALES, JESUS — INF

OD AGE: 20 HT: 5-10 WT: 158 BATS: R THROWS: R BORN: 12/22/97 Maracay, VEN

OBTAINED: Signed as a non-drafted free agent, August 11, 2014.

YEAR	CLUB	AVG	G	AB	R	H	TB	2B	3B	HR	RBI	SH	SF	HP	BB	SO	SB	CS	OBP	SLG	OPS	E
2014																						
DID NOT PLAY / Signed Late																						
2015	DSL Nationals	.198	33	91	13	18	18	0	0	0	6	0	2	3	5	20	3	0	.257	.198	.455	5
2016	DSL Nationals	.261	58	188	25	49	56	5	1	9	10	0	2	2	13	28	10	3	.312	.298	.610	11
2017	DSL Nationals	.290	52	183	28	53	66	7	3	0	23	0	2	7	17	37	4	3	.368	.361	.729	14
MINORS TOTALS		.260	143	462	66	120	140	12	4	0	39	0	6	12	35	85	17	6	.324	.303	.627	30

MOREL, YOHANSE — RHP

OD AGE: 17 HT: 6-0 WT: 170 BATS: R THROWS: R BORN: 8/23/00 Samana, DOM

OBTAINED: Signed as a non-drafted free agent, July 2, 2017.

YEAR	CLUB	W	L	ERA	G	GS	CG	SHO	SV	IP	H	R	ER	HR	HB	BB	SO	SO/9	WP	BK	BAA	
2017																						
DID NOT PITCH / Signed Late																						

MORSE, PHILLIP — RHP

OD AGE: 23 HT: 6-2 WT: 195 BATS: R THROWS: R BORN: 5/23/94 Vienna, VA SCHOOL: Shenandoah (VA) University

OBTAINED: Selected in the 16th round of the 2016 First-Year Player Draft.

CAREER NOTES: 2017: Ranked second on the club with five saves...Allowed the first home run of his professional career on 8/25. 2016: Reported to the GCL Nationals following the 2016 Draft...Was promoted to short-season Single-A Auburn on 6/27. COLLEGE: Served as Shenandoah's closer for the 2016 season, going 5-0 with eight saves... In 30.2 innings of work, Morse struck out 26 batters and recorded a 0.88 ERA...Was the first player to be drafted from Shenandoah University since the school reinstated its baseball program in 1988...Signed by Bobby Myrick.

YEAR	CLUB	W	L	ERA	G	GS	CG	SHO	SV	IP	H	R	ER	HR	HB	BB	SO	SO/9	WP	BK	BAA
2016	GCL Nationals	0	0	0.00	1	0	0	0	0	1.2	0	0	0	0	0	5	27.0	0	0	0	.000
	Auburn	1	0	7.71	19	0	0	0	3	21.0	34	21	18	0	3	13	23	9.9	1	0	.382
2017	Hagerstown	0	4	6.53	19	0	0	0	5	20.2	30	15	15	1	3	7	31	13.5	5	0	.341
MINORS TOTALS		1	4	6.85	39	0	0	0	8	43.1	64	36	33	1	6	20	59	12.3	6	0	.352

MURZI, IVAN — C

OD AGE: 16 HT: 6-0 WT: 165 BATS: R THROWS: R BORN: 5/28/01 Aragua, VEN

OBTAINED: Signed as a non-drafted free agent, July 3, 2017.

YEAR	CLUB	AVG	G	AB	R	H	TB	2B	3B	HR	RBI	SH	SF	HP	BB	SO	SB	CS	OBP	SLG	OPS	E
2017																						
DID NOT PLAY / Signed Late																						

NATIONALS PARK
COMMUNITY RELATIONS
DREAM FOUNDATION
YOUTH BASEBALL ACADEMY
FRONT OFFICE | OWNERSHIP
MANAGER | COACHING STAFF
PLAYERS
2017 IN REVIEW
HISTORY AND RECORDS
SCOUTING | RESEARCH | PLAYER DEV.



SCOUTING, RESEARCH & PLAYER DEVELOPMENT

NOLL, JAKE — 2B

DD AGE: 23 **HT:** 6-1 **WT:** 200 **BATS:** R **THROWS:** R **BORN:** 3/8/94 Punta Gorda, FL **SCHOOL:** Florida Gulf Coast University

OBTAINED: Selected in the seventh round of the 2016 First-Year Player Draft.

CAREER NOTES: **2017:** Hit .260/.304/.430 with 21 doubles, 17 homers, and 74 RBI in 125 games between Single-A Hagerstown and Single-A Potomac...His 74 RBI were tied for third most in Washington's system...Was named a South Atlantic League post-season All-Star...His 16 home runs with the Suns were tied for fifth in the league despite playing only 108 games...His 67 RBI were good for ninth. **2016:** Reported to the GCL Nationals following the 2016 Draft...Was promoted to short-season Single-A Auburn on 7/5 and to Hagerstown on 8/1...Hit .275 with seven doubles, two triples, five homers, 28 RBI and 31 runs scored in 57 games between the three stops...Following the season, was named a MiLB Organization All-Star. **COLLEGE:** Was the Atlantic Sun Player of the Year after leading the conference in nearly every offensive category, hitting .367 (87-for-237) with 20 doubles, two triples, 12 homers, 61 RBI, 20 walks, nine stolen bases and 58 runs scored...In addition to player of the year honors, Noll was also named a second-team All-American by *Baseball America* and a Louisville Slugger second-team All-American by *Collegiate Baseball*...Noll was second-team Atlantic Sun in 2015 and in 2014, he was named the Louisville Slugger National Freshman Player of the Year, Louisville Slugger third-team All-American, NCBWA 2014 Freshman All-American, Atlantic Sun Freshman of the Year and first-team Atlantic Sun...Signed by Alex Morales.

YEAR	CLUB	AVG	G	AB	R	H	TB	2B	3B	HR	RBI	SH	SF	HP	BB	SO	SB	CS	OBP	SLG	OPS	E
2016	GCL Nationals	.240	7	25	3	6	10	1	0	1	6	1	1	1	6	2	0	0	.394	.400	.794	0
	Auburn	.318	18	66	7	21	28	2	1	7	0	1	1	2	8	1	0	.343	.424	.767	5	
	Hagerstown	.259	32	116	21	30	45	4	1	3	15	0	2	7	16	2	0	.310	.388	.697	3	
2017	Hagerstown	.270	108	400	51	108	179	19	2	16	67	2	8	8	20	64	12	4	.312	.448	.760	8
	Potomac	.190	17	58	5	11	18	2	1	1	7	1	1	0	5	12	0	1	.250	.310	.560	1
MINORS TOTALS		.265	182	665	87	176	280	28	5	22	102	4	12	12	40	102	15	5	.313	.421	.734	17

NORFOLK, KHAYAN — INF

DD AGE: 29 **HT:** 5-10 **WT:** 190 **BATS:** R **THROWS:** R **BORN:** 1/19/89 Jackson, TN **SCHOOL:** University of Tennessee

OBTAINED: Selected in the 23rd round of the 2011 First-Year Player Draft.

CAREER NOTES: **2015:** Ranked eighth in Washington's system with a .276 batting average...Joined Double-A Harrisburg on 9/5, appearing in the final three games of the season for the Senators.

YEAR	CLUB	AVG	G	AB	R	H	TB	2B	3B	HR	RBI	SH	SF	HP	BB	SO	SB	CS	OBP	SLG	OPS	E
2011	Auburn	.250	15	40	5	10	11	1	0	0	5	1	0	1	3	17	5	0	.318	.275	.593	2
2012	Auburn	.255	33	106	17	27	36	6	0	1	17	0	1	3	11	21	4	0	.339	.340	.678	8
	Hagerstown	.286	19	70	10	20	30	7	0	1	7	2	0	1	8	4	4	1	.367	.429	.796	2
2013	Potomac	.200	11	35	5	7	10	0	0	1	2	2	0	0	3	8	2	1	.263	.286	.549	0
	Hagerstown	.250	88	316	50	79	116	15	5	4	42	3	3	6	32	71	14	6	.328	.367	.695	8
2014	Hagerstown	.190	6	21	5	4	6	2	0	0	2	0	0	0	3	5	1	0	.292	.286	.578	0
	Potomac	.264	102	348	52	92	128	20	5	2	38	5	4	7	31	74	13	4	.333	.368	.701	7
2015	Potomac	.276	102	341	44	94	124	20	2	2	28	4	0	4	27	60	10	5	.336	.364	.700	17
	Harrisburg	.300	3	10	1	3	5	2	0	0	0	0	0	0	1	0	0	0	.300	.500	.800	0
2016	Potomac	.252	42	135	16	34	39	5	0	0	16	2	3	3	16	29	5	0	.338	.289	.626	5
	Harrisburg	.164	36	73	8	12	15	3	0	0	4	0	1	4	7	21	1	0	.271	.205	.476	3
2017	Syracuse	.000	1	3	1	0	0	0	0	0	0	0	0	0	1	1	0	0	.250	.000	.250	0
	Harrisburg	.268	95	280	38	75	95	11	0	3	22	3	1	6	27	64	2	1	.344	.339	.683	6
MINORS TOTALS		.257	553	1778	252	457	615	92	12	14	183	21	13	35	169	376	61	18	.331	.346	.677	58

OSWALDO, JOAQUIN — LHP

DD AGE: 20 **HT:** 6-0 **WT:** 190 **BATS:** L **THROWS:** L **BORN:** 5/24/97 San Rafael Del Yuma, DOM

OBTAINED: Signed as a non-drafted free agent, July 2, 2017.

YEAR	CLUB	W	L	ERA	G	GS	CG	SHO	SV	IP	H	R	ER	HR	HB	BB	SO	SO/9	WP	BK	BAA
2017	DID NOT PITCH / Signed Late																				

ORTIZ, OLIVER — 1B/OF

DD AGE: 21 **HT:** 6-0 **WT:** 170 **BATS:** L **THROWS:** L **BORN:** 5/6/96 Santo Domingo, DOM

OBTAINED: Signed as a non-drafted free agent, June 15, 2013.

CAREER NOTES: **2017:** Was named New York-Penn League Player of the Week on 6/26.

YEAR	CLUB	AVG	G	AB	R	H	TB	2B	3B	HR	RBI	SH	SF	HP	BB	SO	SB	CS	OBP	SLG	OPS	E
2013	DSL Nationals	.307	26	88	14	27	34	5	1	0	8	0	0	1	13	19	2	2	.402	.386	.788	3
2014	GCL Nationals	.219	51	146	16	32	51	7	3	2	24	0	2	2	17	46	1	1	.305	.349	.654	0
2015	GCL Nationals	.245	31	94	11	23	34	2	3	1	11	0	1	0	8	32	2	0	.301	.362	.663	2
2015	Auburn	.250	47	160	12	40	52	6	0	2	18	0	0	3	15	46	0	2	.326	.325	.651	2
	GCL Nationals	.281	8	32	5	9	13	1	0	1	8	0	0	1	7	0	0	.303	.406	.709	1	
2017	Auburn	.286	25	105	11	30	49	7	0	4	17	1	1	3	8	29	0	0	.350	.467	.817	1
	Hagerstown	.199	41	136	14	27	44	6	1	3	14	3	0	2	10	41	1	2	.264	.324	.587	1
MINORS TOTALS		.247	229	761	83	188	277	34	8	13	100	4	4	11	72	220	6	7	.320	.364	.684	10

PANACCIONE, PAUL — INF

OD AGE: 24 HT: 5-10 WT: 190 BATS: R THROWS: R BORN: 12/6/93 Peoria, AZ SCHOOL: Grand Canyon (AZ) University

OBTAINED: Selected in the 10th round of the 2016 First-Year Player Draft.

CAREER NOTES: 2016: Reported to short-season Single-A Auburn following the 2016 Draft...Appeared at five positions: shortstop (24 G), second base (13 G), third base (11 G), left field (1 G) and right field (1 G). COLLEGE: Hit .363 (53-for-146) with nine doubles, one triple, four homers, 26 RBI, 25 walks and 36 runs scored in 41 games during his senior season...Earned First-Team All-WAC honors for the second straight season...Was named the Western Athletic Conference preseason Player of the Year...Helped lead Grand Canyon to the Western Athletic Conference title during his junior season in 2015...Was named First-Team All-Conference...Signed by Mitch Sokol.

YEAR	CLUB	AVG	G	AB	R	H	TB	2B	3B	HR	RBI	SH	SF	HP	BB	SO	SB	CS	OBP	SLG	OPS	E
2016	Auburn	.205	50	176	11	36	44	6	1	0	9	1	1	3	9	20	4	0	.205	.254	.504	7
2017	Auburn	.267	18	75	11	20	36	5	1	3	9	0	1	0	5	16	0	0	.309	.480	.789	4
	Hagerstown	.202	33	89	12	18	30	6	0	2	13	2	1	2	12	26	1	2	.308	.337	.645	7
MINORS TOTALS		.218	101	340	34	74	110	17	2	5	31	3	3	5	26	62	5	2	.281	.324	.604	18

PANTOJA, JORGE — RHP

OD AGE: 24 HT: 6-5 WT: 215 BATS: R THROWS: R BORN: 3/26/94 Kissimmee, FL SCHOOL: Alabama State University

OBTAINED: Selected in the 30th round of the 2015 First-Year Player Draft.

CAREER NOTES: 2017: Posted a 1.87 ERA (12 ER/57.2 IP) in 33 appearances between Single-A Hagerstown and Single-A Potomac. 2016: Went 9-2 with a 3.20 ERA in 34 relief appearances between Single-A Hagerstown and Single-A Potomac...His nine wins tied for the Hagerstown team lead and ranked tied for third among Nationals farmhands. COLLEGE: Pitched primarily as a middle reliever during his three-year career at Alabama State...Signed by Eric Robinson.

YEAR	CLUB	W	L	ERA	G	GS	CG	SHO	SV	IP	H	R	ER	HR	HB	BB	SO	SO/9	WP	BK	BAA
2015	GCL Nationals	1	1	5.84	12	0	0	0	0	12.1	15	8	8	0	2	3	11	8.0	1	0	.313
2016	Hagerstown	9	1	2.63	28	0	0	0	3	54.2	53	19	16	1	1	10	43	7.1	5	2	.249
	Potomac	0	1	6.30	6	0	0	0	0	10.0	15	9	7	0	3	9	3	2.7	1	0	.239
2017	Hagerstown	1	0	0.93	5	0	0	0	1	9.2	8	1	1	0	0	2	6	5.6	0	0	.235
	Potomac	1	3	2.06	28	0	0	0	1	48.0	51	17	11	2	4	10	34	6.4	3	1	.267
MINORS TOTALS		12	6	2.87	79	0	0	0	5	134.2	142	54	43	3	10	34	97	6.5	10	3	.268

PASCAL, JUAN — INF

OD AGE: 20 HT: 6-1 WT: 175 BATS: R THROWS: R BORN: 11/6/97 La Romana, DOM

OBTAINED: Signed as a non-drafted free agent, November 17, 2015.

YEAR	CLUB	AVG	G	AB	R	H	TB	2B	3B	HR	RBI	SH	SF	HP	BB	SO	SB	CS	OBP	SLG	OPS	E
2015	DID NOT PLAY / Signed Late																					
2016	DSL Nationals	.239	57	209	29	50	56	6	0	0	17	1	2	7	17	35	10	7	.315	.268	.583	18
2017	GCL Nationals	.196	30	92	9	18	22	4	0	0	10	3	2	1	7	17	3	0	.255	.239	.494	6
	Auburn	.164	17	55	4	9	11	2	0	0	5	1	0	1	2	19	3	0	.207	.200	.407	5
MINORS TOTALS		.216	104	356	42	77	89	12	0	0	32	5	4	9	26	71	16	7	.284	.250	.534	29

PEGUERO, FRANCIS — INF

OD AGE: 20 HT: 6-2 WT: 170 BATS: R THROWS: R BORN: 10/4/95 Hato Mayor, DOM

OBTAINED: Signed as a non-drafted free agent, June 14, 2013.

CAREER NOTES: 2016: In his first domestic season, went 3-1 with a 3.42 ERA in 14 games (five starts) between short-season Single-A Auburn and the GCL Nationals...In five starts, went 3-0 with a 2.38 ERA (6 ER/22.2 IP)...Struck out 19 batters with just three walks (6.33 SO/BB). 2015: Began his career as an infielder, hitting .223 with two doubles, one homer, 14 RBI, six walks, one stolen base and 14 runs scored in 41 games from 2013-14...Transitioned to the mound in 2015.

YEAR	CLUB	W	L	ERA	G	GS	CG	SHO	SV	IP	H	R	ER	HR	HB	BB	SO	SO/9	WP	BK	BAA		
2013	DSL Nationals	DID NOT PITCH																					
2014	DSL Nationals	DID NOT PITCH																					
2015	DSL Nationals	3	1	1.82	22	0	0	0	12	34.2	22	7	7	2	2	7	52	13.5	7	0	.177		
2016	Auburn	0	1	6.14	6	0	0	0	0	14.2	22	15	10	2	2	1	18	11	0	1	.324		
	GCL Nationals	3	0	2.20	8	5	0	0	1	32.2	31	12	8	2	1	5	34	9.4	4	0	.269		
2017	DID NOT PITCH / Injured																						
MINORS TOTALS		6	2	2.74	36	5	0	0	13	82.0	75	34	25	6	5	13	104	11.4	11	1	.234		

PEGUERO, JAIRO — LHP

OD AGE: 20 HT: 6-0 WT: 170 BATS: L THROWS: L BORN: 6/14/97 Santo Domingo, DOM

OBTAINED: Signed as a non-drafted free agent, March 12, 2016.

YEAR	CLUB	W	L	ERA	G	GS	CG	SHO	SV	IP	H	R	ER	HR	HB	BB	SO	SO/9	WP	BK	BAA
2016	DSL Nationals	0	5	4.91	13	1	0	0	0	33.0	34	24	18	0	1	14	31	8.5	5	0	.262
2017	DSL Nationals	1	1	1.84	9	9	0	0	0	44.0	40	11	9	1	3	9	37	7.6	1	0	.238
	GCL Nationals	1	1	5.56	5	0	0	0	0	11.1	13	8	7	1	0	4	9	7.1	0	0	.283
MINORS TOTALS		2	7	3.46	27	10	0	0	0	88.1	87	43	34	2	4	27	77	7.8	6	0	.253

PENA, BRYAN — LHP

OD AGE: 17 HT: 6-1 WT: 175 BATS: L THROWS: L BORN: 1/10/00 Santo Domingo, DOM

OBTAINED: Signed as a non-drafted free agent, July 2, 2017.

YEAR	CLUB	W	L	ERA	G	GS	CG	SHO	SV	IP	H	R	ER	HR	HB	BB	SO	SO/9	WP	BK	BAA	
2017	DID NOT PITCH / Signed Late																					

SCOUTING, RESEARCH & PLAYER DEVELOPMENT

PENA, CARLOS — RHP

DD AGE: 24 **HT:** 6-6 **WT:** 240 **BATS:** R **THROWS:** R **BORN:** 4/3/94 Santo Domingo, DOM **SCHOOL:** Lindsey Wilson (KY) College

OBTAINED: Signed as a non-drafted free agent, June 29, 2015.

CAREER NOTES: **COLLEGE:** Went 3-3 with a 4.21 ERA in 22 games/seven starts in his junior season at Lindsey Wilson College...Signed with Washington following the 2015 First-Year Player Draft.

YEAR	CLUB	W	L	ERA	G	GS	CG	SHO	SV	IP	H	R	ER	HR	HB	BB	SO	SO/9	WP	BK	BAA
2015	GCL Nationals	0	1	9.82	8	0	0	0	0	7.1	13	10	8	0	1	5	7	8.6	1	0	.382
2016	GCL Nationals	2	2	2.95	11	7	0	0	1	39.2	35	18	13	0	5	16	28	6.4	4	3	.245
2017	Hagerstown Suns	6	6	5.00	23	18	1	0	0	99.0	96	63	55	9	12	41	79	7.2	9	1	.252
MINORS TOTALS		8	9	4.68	42	25	1	0	1	146.0	144	91	76	9	18	62	114	7.0	14	4	.258

PENA, ERIC — RHP

DD AGE: 18 **HT:** 6-0 **WT:** 155 **BATS:** R **THROWS:** R **BORN:** 6/29/99 Santo Domingo, DOM

OBTAINED: Signed as a non-drafted free agent, July 2nd, 2016.

YEAR	CLUB	W	L	ERA	G	GS	CG	SHO	SV	IP	H	R	ER	HR	HB	BB	SO	SO/9	WP	BK	BAA
2016	DID NOT PITCH / Signed Late																				
2017	DSL Nationals	3	2	3.55	16	0	0	0	2	33.0	30	20	13	1	6	17	22	6.0	7	1	.252
MINORS TOTALS		3	2	3.55	16	0	0	0	2	33.0	30	20	13	1	6	17	22	6.0	7	1	.252

PENA, LANDERSON — OF

DD AGE: 20 **HT:** 6-1 **WT:** 180 **BATS:** R **THROWS:** R **BORN:** 10/14/97 Azua, DOM

OBTAINED: Signed as a non-drafted free agent, July 2, 2016.

YEAR	CLUB	AVG	G	AB	R	H	TB	2B	3B	HR	RBI	SH	SF	HP	BB	SO	SB	CS	OBP	SLG	OPS	E
2016	DSL Nationals	.210	34	119	13	25	41	4	1	0	14	2	3	5	9	36	9	3	.287	.261	.547	6
2017	DSL Nationals	.261	51	157	32	41	58	3	4	2	15	4	0	6	12	39	13	10	.337	.369	.706	1
MINORS TOTALS		.239	85	276	45	66	89	7	5	2	29	6	3	11	21	75	22	13	.315	.322	.638	7

PENA, MALVIN — RHP

DD AGE: 20 **HT:** 6-3 **WT:** 2210 **BATS:** R **THROWS:** R **BORN:** 6/24/97 Santo Domingo, DOM

OBTAINED: Signed as a non-drafted free agent, June 6, 2014.

YEAR	CLUB	W	L	ERA	G	GS	CG	SHO	SV	IP	H	R	ER	HR	HB	BB	SO	SO/9	WP	BK	BAA
2014	DSL Nationals	1	1	5.46	13	3	0	0	0	29.2	37	23	18	2	1	11	21	6.4	5	1	.306
2015	DID NOT PITCH																				
2016	DSL Nationals	0	2	11.37	2	2	0	0	0	6.1	6	9	8	0	0	7	5	7.1	0	0	.240
2017	Auburn	0	0	3.86	2	0	0	0	1	7.0	10	3	3	0	1	4	5	6.4	0	0	.357
2017	GCL Nationals	1	3	5.44	10	7	0	0	0	41.1	45	29	25	7	1	18	39	8.5	5	0	.274
MINORS TOTALS		2	6	5.76	27	12	0	0	1	84.1	98	64	54	9	3	40	70	7.5	10	1	.290

PENA, RONALD — RHP

DD AGE: 26 **HT:** 6-4 **WT:** 195 **BATS:** R **THROWS:** R **BORN:** 9/19/91 West Palm, FL **SCHOOL:** Palm Beach (FL) State College

OBTAINED: Selected in the 16th round of the 2012 First-Year Player Draft.

CAREER NOTES: **2017:** Was named a Carolina League mid-season All-Star. **COLLEGE:** Went 9-2 with a 2.72 ERA in 14 starts for Palm Beach State...Was named First-Year All Southern Conference in 2012...Began his career at the College of Charleston (SC) before transferring to Palm Beach State...Signed by Alex Morales.

YEAR	CLUB	W	L	ERA	G	GS	CG	SHO	SV	IP	H	R	ER	HR	HB	BB	SO	SO/9	WP	BK	BAA
2012	GCL Nationals	0	1	3.00	3	3	0	0	0	6.0	2	2	2	0	0	1	5	7.5	0	0	.100
	Auburn	1	0	2.84	2	0	0	0	0	6.1	3	3	2	0	0	0	4	5.7	0	0	.136
2013	Hagerstown	4	3	3.48	28	10	0	0	1	88	89	40	34	4	1	34	55	5.6	7	2	.263
2014	GCL Nationals	0	0	0.00	1	0	0	0	0	2.0	0	0	0	0	0	0	3	13.5	0	0	.000
	Hagerstown	1	0	3.00	1	0	0	0	0	3.0	4	1	1	0	0	0	0	0.0	0	0	.364
	Potomac	3	2	5.96	13	11	0	0	0	51.1	63	37	34	7	4	20	19	3.3	2	0	.303
2015	GCL Nationals	1	0	0.00	2	0	0	0	0	4.0	1	0	0	0	0	0	4	9.0	0	0	.083
2016	Hagerstown	0	0	3.38	5	0	0	0	2	8.0	8	3	3	2	1	3	3	3.4	0	0	.242
	GCL Nationals	0	0	4.50	4	0	0	0	0	6.0	6	4	3	0	0	1	5	7.5	1	0	.240
2017	Potomac	2	3	5.70	31	0	0	0	1	47.1	56	32	30	3	2	21	45	8.6	9	1	.292
MINORS TOTALS		12	9	4.42	90	24	0	0	4	222.0	232	122	109	16	8	80	143	5.8	19	3	.268

PENA, VIANDEL — SS

DD AGE: 17 **HT:** 5-8 **WT:** 148 **BATS:** S **THROWS:** R **BORN:** 11/22/00 Azua, DOM

OBTAINED: Signed as a non-drafted free agent, July 2, 2017.

YEAR	CLUB	AVG	G	AB	R	H	TB	2B	3B	HR	RBI	SH	SF	HP	BB	SO	SB	CS	OBP	SLG	OPS	E
2017	DID NOT PLAY / Signed Late																					

SCOUTING, RESEARCH & PLAYER DEVELOPMENT

NATIONALS PARK
COMMUNITY RELATIONS
FOUNDATION
YOUTH BASEBALL ACADEMY
FRONT OFFICE/ OWNERSHIP
MANAGER/ COACHING STAFF
PLAYERS
IN REVIEW
HISTORY AND RECORDS
SCOUTING/ RESEARCH/ PLAYER DEV.
MEDIA

PENA, WILBER — RHP

OD AGE: 22 **HT:** 6-1 **WT:** 194 **BATS:** R **THROWS:** R **BORN:** 9/14/95 Enriqueillo, DOM

OBTAINED: Signed as a non-drafted free agent, September 19, 2013.

YEAR	CLUB	W	L	ERA	G	GS	CG	SHO	SV	IP	H	R	ER	HR	HB	BB	SO	SO/9	WP	BK	BAA
2013										DID NOT PITCH / Signed Late											
2014	DSL Nationals	4	4	2.70	14	14	0	0	0	63.1	46	22	19	2	7	32	59	8.4	11	0	.201
2015	GCL Nationals	1	6	3.92	9	9	0	0	0	39.0	47	21	17	3	4	12	36	8.3	4	0	.307
2016	DSL Nationals	1	1	6.75	4	3	0	0	0	14.2	14	12	11	1	4	10	8	4.9	0	4	.255
2017										DID NOT PITCH / Injured											
MINORS TOTALS		6	11	3.62	27	26	0	0	0	117.0	107	55	47	6	15	54	103	7.9	15	4	.245

PEREZ, FRAY — RHP

OD AGE: 21 **HT:** 5-11 **WT:** 170 **BATS:** R **THROWS:** R **BORN:** 8/22/96 Moca, DOM

OBTAINED: Signed as a non-drafted free agent, August 10, 2016.

YEAR	CLUB	W	L	ERA	G	GS	CG	SHO	SV	IP	H	R	ER	HR	HB	BB	SO	SO/9	WP	BK	BAA
2016										DID NOT PITCH / Signed Late											
2017	DSL Nationals	1	6	4.75	15	0	0	0	1	30.1	37	18	16	2	3	7	31	9.2	2	1	.306
MINORS TOTALS		1	6	4.75	15	0	0	0	1	30.1	37	18	16	2	3	7	31	9.2	2	1	.306

PEREZ, STEPHEN — INF

OD AGE: 27 **HT:** 5-11 **WT:** 185 **BATS:** S **THROWS:** R **BORN:** 12/16/90 Miami, FL

SCHOOL: University of Miami (FL)

OBTAINED: Selected in the eighth round of the 2012 First-Year Player Draft.

CAREER NOTES: 2017: Advanced to Triple-A Syracuse for the first time in his career. 2016: Spent the entire season with Double-A Harrisburg...Clubbed a career-high five home runs...Improved his on-base percentage from .302 in 2015 to .351 in 2016...Saw action at every infield position and left field during his fifth professional season. 2015: Posted a career-best three triples and matched a career-high with 128 games played. 2014: Earned mid-season and post-season Carolina League All-Star honors...Led Potomac, ranked fifth in the Nationals organization and ranked seventh in the Carolina League with 27 stolen bases...His 70 runs scored ranked second on the P-Nats and fifth in the Carolina League...Ranked second on the club and sixth in the Carolina League with a .364 on-base percentage. 2013: Was cited by *Baseball America* as being the "Best Defensive Infielder" in the Nationals' chain, following the 2013 season. **COLLEGE:** Started 54 games for the Hurricanes in 2012...Led the club with 32 walks and 18 stolen bases...Signed by Alex Morales.

YEAR	CLUB	AVG	G	AB	R	H	TB	2B	3B	HR	RBI	SH	SF	HP	BB	SO	SB	CS	OBP	SLG	OPS	E
2012	GCL Nationals	.190	7	21	1	4	30	20	0	0	0	1	0	0	1	10	0	2	.227	.286	.513	0
	Auburn	.231	21	78	11	18	6	5	3	1	12	0	0	0	3	30	3	1	.259	.385	.644	6
2013	Hagerstown	.236	128	432	59	102	141	23	2	4	54	8	3	3	40	107	7	9	.303	.326	.629	17
2014	Potomac	.258	124	431	70	111	146	25	2	2	50	7	5	3	72	90	27	6	.364	.339	.703	25
2015	Harrisburg	.130	19	54	7	7	9	2	0	0	4	2	0	1	11	10	1	0	.288	.167	.455	5
	Potomac	.220	109	381	38	84	113	17	3	2	45	9	7	1	48	77	15	5	.304	.297	.601	15
2016	Harrisburg	.249	106	301	39	75	103	9	2	5	28	2	3	2	47	59	12	3	.351	.342	.693	17
2017	Harrisburg	.213	82	230	30	49	69	6	1	4	20	8	1	5	30	69	9	2	.316	.300	.616	8
	Syracuse	.167	14	36	1	6	8	2	0	0	3	0	1	0	4	9	0	1	.244	.222	.466	0
MINORS TOTALS		.232	610	1964	256	456	625	91	12	18	216	37	20	15	256	461	74	29	.322	.318	.641	935

PEREZ, WILMER — C

OD AGE: 19 **HT:** 5-10 **WT:** 160 **BATS:** R **THROWS:** R **BORN:** 5/16/98 Valencia, VEN

OBTAINED: Signed as a non-drafted free agent, July 2, 2016.

CAREER NOTES: 2017: Ranked among DSL hitters in doubles (15th, 17).

YEAR	CLUB	AVG	G	AB	R	H	TB	2B	3B	HR	RBI	SH	SF	HP	BB	SO	SB	CS	OBP	SLG	OPS	E
2016										DID NOT PLAY / Signed Late												
2017	DSL Nationals	.313	61	224	34	70	104	17	4	3	34	0	3	7	20	38	5	3	.382	.464	.846	5
MINORS TOTALS		.313	61	224	34	70	104	17	4	3	34	0	3	7	20	38	5	3	.382	.464	.846	5

PERKINS, BLAKE — OF

OD AGE: 21 **HT:** 6-1 **WT:** 165 **BATS:** S **THROWS:** R **BORN:** 9/10/96 Litchfield Park, AZ

SCHOOL: Verrado (AZ) High School

OBTAINED: Selected in the second round of the 2015 First-Year Player Draft.

CAREER NOTES: 2018: Is cited by *Baseball America* as the "Best Defensive Outfielder" in Washington's system...Is rated by *Baseball America* and MLB.com as the No. 11 prospect in Washington's system. 2017: Ranked sixth in the South Atlantic League and first among Nationals Minor Leaguers with 31 stolen bases...Also led the South Atlantic League with 105 runs scored, 25 more than the second-place player...His 105 runs scored ranked second in all of Minor League Baseball...Also ranked first in the SAL with 72 walks and fourth with 129 games played. Entered the season rated as the No. 20 prospect in Washington's system, per *Baseball America* and the No. 15 prospect per MLB.com. 2016: Spent the majority of the season with short-season Single-A Auburn before being promoted to Single-A Hagerstown for the final week of the season...Hit .230 with five doubles, one triple, one homer, 18 RBI, 10 stolen bases and 35 runs scored in 63 games between the two stops...Saw action at all three outfield positions in 2016...Entered the season rated as the No. 12 prospect in Washington's system, per *Baseball America* and No. 11 prospect in Washington's system, per MLB.com. 2015: Reported to the GCL Nationals following the 2015 Draft...Transitioned to switch hitter. **HIGH SCHOOL:** Hit .461 (41-for-89) with eight doubles, eight triples, seven home runs, 35 RBI, 23 walks and 51 runs scored in just 29 games during his senior season at Verrado High School in Buckeye, Ariz...Posted a .583 on-base percentage, a .966 slugging percentage and a 1.549 OPS while striking out just 16 times...Was named a 2015 Honorable Mention All-American and a West Region First Team by Perfect Game and was selected to the Arizona Republic All-Arizona Team for the second consecutive season...Following the 2014 season, Perkins earned Division 2 First-Team All-State honors in the state of Arizona and was selected to the All-Arizona Team by the Arizona Republic after hitting .551 (49-for-89) with nine doubles, three triples, 10 home runs, 30 walks and 60 runs scored in 30 games...Signed by Mitch Sokol.

YEAR	CLUB	AVG	G	AB	R	H	TB	2B	3B	HR	RBI	SH	SF	HP	BB	SO	SB	CS	OBP	SLG	OPS	E
2015	GCL Nationals	.211	49	166	21	35	47	5	2	1	12	0	5	1	13	36	4	5	.265	.283	.548	0
2016	Auburn	.233	56	210	31	49	59	5	1	1	16	2	2	2	25	39	10	3	.318	.281	.599	0
	Hagerstown	.200	7	25	4	5	5	0	0	0	2	3	0	0	5	6	0	1	.333	.200	.533	0
2017	Hagerstown	.255	129	482	105	123	182	27	4	8	48	7	6	5	72	118	31	8	.354	.378	.732	8
MINORS TOTALS		.240	241	883	161	212	293	37	7	10	78	12	13	8	115	199	45	17	.329	.332	.661	8



SCOUTING, RESEARCH & PLAYER DEVELOPMENT

PERKINS, NIC — C

DD AGE: 22 **HT:** 6-4 **WT:** 215 **BATS:** R **THROWS:** R **BORN:** 2/19/96 St. Charles, MO **SCHOOL:** Drury (MO) University

OBTAINED: Selected in the 28th round of the 2017 First-Year Player Draft.

CAREER NOTES: **COLLEGE:** Became the third player from Drury University to be selected in the Major League Baseball draft in the program's 11-year history and is the first position player ever to be taken...Was named a second team All-Midwest Region selection by the National Collegiate Baseball Writers Association and won first team All-Great Lakes Valley Conference honors...Hit .355 (76-for-214) with 11 doubles, a triple, eight home runs, 49 RBI, 17 walks and 39 runs scored in 56 games during his final season... Signed by Brandon Larson.

YEAR	CLUB	AVG	G	AB	R	H	TB	2B	3B	HR	RBI	SH	SF	HP	BB	SO	SB	CS	OBP	SLG	OPS	E
2017	Auburn	.205	32	117	10	24	30	6	0	0	9	0	0	1	4	25	0	0	.238	.256	.494	4
MINORS TOTALS		.205	32	117	10	24	30	6	0	0	9	0	0	1	4	25	0	0	.238	.256	.494	4

PERONI, ANTHONY — C

DD AGE: 21 **HT:** 5-11 **WT:** 175 **BATS:** R **THROWS:** R **BORN:** 12/12/96 Hamilton Square, NJ **SCHOOL:** Mercer County (NJ) CC

OBTAINED: Selected in the 14th round of the 2017 First-Year Player Draft.

CAREER NOTES: **COLLEGE:** Mounted one of the best seasons of any junior college player in 2017, ranking 30th in NJCAA Division II with 75 hits, 10th in home runs (15), and fourth in doubles (24)...Signed by John Malzone.

YEAR	CLUB	AVG	G	AB	R	H	TB	2B	3B	HR	RBI	SH	SF	HP	BB	SO	SB	CS	OBP	SLG	OPS	E
2017	Auburn	.500	2	2	0	1	1	0	0	0	0	0	0	0	0	0	0	0	.500	.500	1.000	0
MINORS TOTALS		.500	2	2	0	1	1	0	0	0	0	0	0	0	0	0	0	0	.500	.500	1.000	0

PETERSON, TOMMY — RHP

DD AGE: 24 **HT:** 6-1 **WT:** 205 **BATS:** R **THROWS:** R **BORN:** 10/11/93 New Port Richey, FL **SCHOOL:** University of South Florida

OBTAINED: Selected in the 12th round of the 2015 First-Year Player Draft.

CAREER NOTES: **2017:** Recorded 10 saves and a 2.58 ERA (11 ER/38.1 IP) in 28 games between Single-A Hagerstown and Single-A Potomac...His 10 saves ranked fourth among Nationals farmhands...Struck out 39 batters in 38.1 innings (9.2 SO/9.0 IP). **2016:** Went 4-2 with eight saves and a 2.64 ERA in 38 games between Single-A Hagerstown and Single-A Potomac...His eight saves were tied for fifth among Nationals Minor Leaguers. **2015:** Saw action at three levels of Washington's system...Ranked second on Auburn with four saves. **COLLEGE:** Led the American Athletic Conference (AAC) in saves (16) and ranked second in appearances (31)...Was named Second-Team All-AAC following the 2015 season...Went 4-1 with 16 saves and a 1.93 ERA (14 R/46.2 IP) in 31 appearances...Struck out 54, walked 16 and allowed opposing batters to hit .187 against him...Signed by Buddy Hernandez

YEAR	CLUB	W	L	ERA	G	GS	CG	SHO	SV	IP	H	R	ER	HR	HB	BB	SO	SO/9	WP	BK	BAA
2015	GCL Nationals	0	0	0.00	1	0	0	0	0	1.0	1	0	0	0	0	0	0	0.0	0	0	.250
	Auburn	0	0	2.66	16	0	0	0	4	20.1	21	7	6	0	0	4	13	5.8	0	0	.269
	Hagerstown	0	1	7.50	3	0	0	0	0	6.0	7	5	5	0	1	4	4	6.0	1	0	.318
2016	Hagerstown	4	1	2.11	24	0	0	0	8	38.1	31	9	9	2	4	3	34	8.7	3	0	.220
	Potomac	0	1	3.66	14	0	0	0	0	19.2	21	11	8	1	2	11	22	10.1	2	0	.276
2017	Hagerstown	0	1	2.42	16	0	0	0	9	22.1	20	9	6	2	0	5	25	10.1	2	0	.238
	Potomac	0	0	2.81	12	0	0	0	1	16.0	6	5	5	0	1	8	14	7.9	2	0	.113
MINORS TOTALS		4	4	2.84	86	0	0	0	22	123.2	107	46	39	5	8	35	112	8.2	10	0	.234

PINEDA, ISRAEL — C

DD AGE: 18 **HT:** 5-11 **WT:** 190 **BATS:** R **THROWS:** R **BORN:** 4/3/00 Maracaj, VEN

OBTAINED: Signed as a non-drafted free agent, July 2, 2016.

YEAR	CLUB	AVG	G	AB	R	H	TB	2B	3B	HR	RBI	SH	SF	HP	BB	SO	SB	CS	OBP	SLG	OPS	E
2016	DID NOT PLAY / Signed Late																					
2017	GCL Nationals	.288	17	59	10	17	26	5	2	0	12	0	2	0	4	13	0	0	.323	.441	.764	2
MINORS TOTALS		.288	17	59	10	17	26	5	2	0	12	0	2	0	4	13	0	0	.323	.441	.764	2

PORTE, CESAR — SS

DD AGE: 19 **HT:** 6-0 **WT:** 180 **BATS:** R **THROWS:** R **BORN:** 10/31/98 Santo Domingo, DOM

OBTAINED: Signed as a non-drafted free agent, July 2, 2016.

YEAR	CLUB	AVG	G	AB	R	H	TB	2B	3B	HR	RBI	SH	SF	HP	BB	SO	SB	CS	OBP	SLG	OPS	E
2016	DID NOT PLAY / Signed Late																					
2017	DSL Nationals	.219	46	160	14	35	50	5	2	2	19	1	2	3	13	38	3	3	.287	.313	.600	10
MINORS TOTALS		.219	46	160	14	35	50	5	2	2	19	1	2	3	13	38	3	3	.287	.313	.600	10

PRYOR, JONATHAN — OF

DD AGE: 23 **HT:** 6-1 **WT:** 190 **BATS:** L **THROWS:** L **BORN:** 4/28/94 Atlanta, GA **SCHOOL:** Wake Forest (NC) University

OBTAINED: Selected in the 19th round of the 2017 First-Year Player Draft.

CAREER NOTES: **2017:** Reported to short-season Single-A Auburn following the 2017 Draft. **COLLEGE:** The senior outfielder batted .354 (93-for-263) with four home runs, 35 RBI, 55 runs scored, and a team-high 21 doubles while starting all 63...Led the team with a .447 on-base percentage...Signed by Paul Faulk.

YEAR	CLUB	AVG	G	AB	R	H	TB	2B	3B	HR	RBI	SH	SF	HP	BB	SO	SB	CS	OBP	SLG	OPS	E
2017	Auburn	.259	41	147	14	38	50	4	1	2	18	0	4	6	13	35	6	1	.335	.340	.675	1
MINORS TOTALS		.259	41	147	14	38	50	4	1	2	18	0	4	6	13	35	6	1	.335	.340	.675	1

RAMIREZ, JOSHUA — INF

DD AGE: 21 **HT:** 6-2 **WT:** 185 **BATS:** R **THROWS:** R **BORN:** 5/20/96 Santo Domingo, DOM

OBTAINED: Signed as a non-drafted free agent, June 15, 2013.

YEAR	CLUB	AVG	G	AB	R	H	TB	2B	3B	HR	RBI	SH	SF	HP	BB	SO	SB	CS	OBP	SLG	OPS	E
2013	DSL Nationals	.000	2	8	0	0	0	0	0	0	0	0	0	0	0	3	0	0	.000	.000	.000	0
2014	DSL Nationals	.302	52	182	28	55	71	6	2	2	24	1	4	4	15	31	8	7	.361	.390	.751	14
2015	GCL Nationals	.215	26	79	10	17	21	4	0	0	11	0	1	1	7	17	3	2	.284	.266	.550	7
2016	GCL Nationals	.213	39	122	19	26	42	7	3	1	15	3	1	2	9	26	3	2	.276	.344	.620	11
2017	Auburn	.244	45	164	19	40	50	3	2	1	13	0	2	2	5	29	3	2	.272	.305	.577	22
MINORS TOTALS		.249	164	555	76	138	184	20	7	4	63	4	8	9	36	106	17	13	.301	.332	.633	54

RAMIREZ, NECTOR — RHP

DD AGE: 21 **HT:** 6-0 **WT:** 170 **BATS:** R **THROWS:** R **BORN:** 9/4/96 San Pedro de Macoris, DOM

OBTAINED: Signed as a non-drafted free agent, September 24, 2013.

YEAR	CLUB	W	L	ERA	G	GS	CG	SHO	SV	IP	H	R	ER	HR	HB	BB	SO	SO/9	WP	BK	BAA
2013										DID NOT PITCH / Signed Late											
2014	DSL Nationals	5	3	4.40	12	2	0	0	0	28.2	28	17	14	2	5	17	35	11.0	8	0	.264
2015	DSL Nationals	5	1	3.67	20	0	0	0	4	56.1	40	25	23	1	8	18	45	7.2	13	1	.200
2016										DID NOT PITCH / Injured											
2017	GCL Nationals	3	1	5.23	14	0	0	0	1	20.2	28	18	12	3	1	4	12	5.2	3	1	.301
MINORS TOTALS		13	5	4.17	46	2	0	0	5	105.2	96	60	49	6	14	39	92	7.8	24	2	.241

RAMIREZ, YOMATHAN — LHP

DD AGE: 20 **HT:** 5-11 **WT:** 165 **BATS:** L **THROWS:** L **BORN:** 4/13/97 Azua, DOM

OBTAINED: Signed as a non-drafted free agent, June 6, 2014.

YEAR	CLUB	W	L	ERA	G	GS	CG	SHO	SV	IP	H	R	ER	HR	HB	BB	SO	SO/9	WP	BK	BAA
2014	DSL Nationals	3	0	2.63	11	0	0	0	2	27.1	19	10	8	1	2	6	29	9.5	3	0	.204
2015	DSL Nationals	2	6	2.75	14	14	0	0	0	68.2	64	26	21	2	3	13	56	7.3	7	0	.246
2016	Auburn	4	3	3.69	13	11	0	0	1	53.2	58	25	22	4	2	12	41	6.9	3	0	.276
2017	Hagerstown	1	2	5.29	14	6	0	0	0	47.2	55	30	28	6	7	20	23	4.3	2	1	.302
	Auburn	4	3	3.86	10	7	0	0	0	46.2	52	27	20	5	3	10	30	5.8	4	1	.277
MINORS TOTALS		14	14	3.65	62	38	0	0	3	244.0	248	118	99	18	17	61	179	6.6	19	2	.266

RAQUET, NICK — LHP

DD AGE: 22 **HT:** 6-0 **WT:** 215 **BATS:** R **THROWS:** L **BORN:** 12/12/95 The Villages, FL **SCHOOL:** College of William & Mary (VA)

OBTAINED: Selected in the third round of the 2017 First-Year Player Draft.

CAREER NOTES: 2018: Enters the season rated as the No. 16 prospect in Washington's system by MLB.com and the No. 21 prospect by *Baseball America*. 2017: Began the season with the GCL Nationals before being promoted to short-season Single-A Auburn on 7/3...Was just short of qualifying to be among league leaders, but would have ranked in the top 10 in ERA in the New York-Penn League. **COLLEGE:** Entered the 2017 season as the seventh-rated prospect in the Colonial Athletic Association, per *Baseball America*...He made 16 appearances (14 starts), tallying 95 strikeouts across 77.1 innings pitched in his redshirt sophomore season...Played his prep baseball at State College Area High School in Pennsylvania where he ranked as the No. 2 left-handed pitcher and No. 8 overall player in Pennsylvania by Perfect Game before attending the University of North Carolina for his freshman season...As a freshman with the Tar Heels in 2015, he posted a 1.42 ERA in 12 appearances out of the bullpen...Signed by Bobby Myrick.

YEAR	CLUB	W	L	ERA	G	GS	CG	SHO	SV	IP	H	R	ER	HR	HB	BB	SO	SO/9	WP	BK	BAA
2017	GCL Nationals	0	0	0.00	1	1	0	0	0	2.0	2	0	0	0	0	0	2	9.0	0	0	.250
2017	Auburn	3	2	2.45	11	11	0	0	0	51.1	56	19	14	2	1	7	22	3.9	4	1	.283
MINORS TOTALS		3	2	2.36	12	12	0	0	0	53.1	58	19	14	2	1	7	24	4.1	4	1	.282

REITZ, JAKSON — C

DD AGE: 22 **HT:** 6-1 **WT:** 195 **BATS:** R **THROWS:** R **BORN:** 1/3/96 Hickman, NE **SCHOOL:** Norris (NE) High School

OBTAINED: Selected in the third round of the 2014 First-Year Player Draft.

CAREER NOTES: 2018: Enters the season rated as the No. 24 prospect in Washington's system by MLB.com and the No. 29 prospect by *Baseball America*. 2017: Began the season with Single-A Hagerstown before being promoted to Single-A Potomac on 7/12...Entered the season rated as the No. 17 prospect in Washington's system, per *Baseball America* and the No. 27 prospect per MLB.com. 2016: Spent the entire season with Single-A Hagerstown...Ranked fourth on the club with 24 doubles despite playing in just 88 games...Was rated the No. 14 prospect in Washington's system according to *Baseball America* and the No. 17 prospect, according to MLB.com entering the season. 2015: Entered the season rated as the No. 14 prospect in Washington's system, according to *Baseball America*. 2014: Posted a .429 OBP in 43 games with the GCL Nationals...Fell just short of qualifying to be among the league leaders...Would have ranked second in the GCL...Hit his first professional home run, 8/7 at GCL MIA...Following the season, was rated by *Baseball America* as the No. 14 prospect in the GCL and a "Rookie All-Star." **HIGH SCHOOL:** Was named the 2013-14 Gatorade Nebraska Baseball Player of the Year after hitting .487 with eight home runs, 37 RBI and 37 runs scored in 2014...Was rated by *Baseball America* as the No. 62 overall draft prospect (No. 1 in Nebraska) in the 2014 draft class...Signed a National Letter of Intent to play at the University of Nebraska...When he inked with the Cornhuskers, he was rated by one publication as the No. 28 overall recruit in the country, and was named a 2013 Perfect Game First-Team Underclass All-American...Signed by Ed Gustafson.

YEAR	CLUB	AVG	G	AB	R	H	TB	2B	3B	HR	RBI	SH	SF	HP	BB	SO	SB	CS	OBP	SLG	OPS	E
2014	GCL Nationals	.274	43	117	20	32	43	6	1	15	1	3	8	26	30	6	3	.429	.368	.797	6	
2015	Auburn	.212	36	113	18	24	28	4	0	5	0	6	13	37	3	0	.326	.248	.574	5		
2016	Hagerstown	.230	88	283	41	65	101	24	0	4	38	1	5	15	38	79	4	1	.346	.357	.703	6
2017	Hagerstown	.238	37	122	16	29	42	7	0	2	11	1	0	5	15	41	1	2	.345	.344	.689	1
	Potomac	.236	26	89	8	21	33	6	0	2	11	1	0	3	9	32	2	1	.327	.371	.698	3
MINORS TOTALS		.236	230	724	103	171	247	47	1	9	80	4	8	37	101	219	16	7	.355	.341	.696	21



SCOUTING, RESEARCH & PLAYER DEVELOPMENT

REISTETTER, MATT — C

DD AGE: 25 **HT:** 5-10 **WT:** 180 **BATS:** L **THROWS:** R **BORN:** 5/5/92 Hauppauge, NY **SCHOOL:** Hofstra (NY) University

OBTAINED: Signed as a non-drafted free agent, July 19, 2013.

CAREER NOTES: 2013: Signed by Paul Faulk.

YEAR	CLUB	AVG	G	AB	R	H	TB	2B	3B	HR	RBI	SH	SF	HP	BB	SO	SB	CS	OBP	SLG	OPS	E
2013	Auburn	.253	24	79	9	20	28	1	2	1	5	0	0	0	10	9	0	1	.337	.354	.691	2
DID NOT PLAY / Injured																						
2015	Hagerstown	.308	59	201	24	62	78	9	2	1	21	0	3	1	14	26	1	1	.352	.388	.740	3
	Potomac	.000	1	3	0	0	0	0	0	0	0	0	0	0	1	0	0	0	.000	.000	.000	0
2016	Hagerstown	.172	10	29	2	5	5	0	0	0	3	0	1	0	8	5	1	0	.342	.172	.515	0
	Potomac	.247	31	89	9	22	32	4	0	2	9	1	1	1	11	15	2	0	.333	.360	.693	1
2017	Hagerstown	.143	11	35	4	5	12	1	0	2	5	0	0	1	3	7	1	0	.231	.343	.574	1
	Potomac	.200	9	25	3	5	7	0	1	0	1	1	0	0	2	8	0	0	.259	.280	.539	0
MINORS TOTALS		.258	145	461	51	119	162	15	5	6	44	2	5	3	48	71	5	2	.329	.351	.680	7

REYES, LUIS — RHP

DD AGE: 22 **HT:** 6-2 **WT:** 175 **BATS:** R **THROWS:** R **BORN:** 9/26/94 Sabana Grande de Palenque, DOM

OBTAINED: Signed as a non-drafted free agent, August 22, 2012.

CAREER NOTES: 2017: Led Washington's system and ranked fifth in the Carolina League with 133 strikeouts...Also ranked third in the CL in innings pitched (143.1) and tied for seventh in the CL with eight wins...Was named Carolina League Pitcher of the Week on 6/11.

YEAR	CLUB	W	L	ERA	G	GS	CG	SHO	SV	IP	H	R	ER	HR	HB	BB	SO	SO/9	WP	BK	BAA	
DID NOT PITCH / Signed Late																						
2013	DSL Nationals	5	3	2.82	12	12	0	0	0	54.1	38	19	17	1	11	20	65	10.8	10	1	.199	
	GCL Nationals	0	1	6.75	1	1	0	0	0	4.0	4	3	3	1	1	2	1	2.3	0	0	.267	
2014	GCL Nationals	1	4	4.42	9	5	0	0	0	36.2	40	19	18	1	4	12	24	5.9	7	0	.282	
	Auburn	0	1	2.63	5	5	0	0	0	24.0	19	7	7	1	2	6	19	7.1	2	0	.218	
2015	Hagerstown	6	7	4.82	24	24	0	0	0	117.2	117	79	63	10	9	50	72	5.5	13	1	.267	
2016	Potomac	4	8	5.60	14	14	0	0	0	70.2	69	50	44	7	6	46	46	5.9	3	2	.260	
	Auburn	0	1	1.12	3	3	0	0	0	8.0	6	4	1	0	1	3	3.4	3	0	0	.200	
	Hagerstown	0	2	2.81	3	3	0	0	0	16.0	17	9	5	2	2	7	7	3.9	1	0	.274	
2017	Potomac	8	13	4.33	26	26	0	0	0	143.1	149	77	69	19	8	56	133	8.4	17	3	.268	
MINORS TOTALS		24	40	4.30	97	93	0	0	0	474.2	459	267	227	42	43	200	370	7.0	56	7	.257	

RIVERA III, MARIANO — RHP

DD AGE: 24 **HT:** 5-11 **WT:** 155 **BATS:** R **THROWS:** R **BORN:** 10/4/93 Rye, NY

SCHOOL: Iona (NY) College

OBTAINED: Selected in the fourth round of the 2015 First-Year Player Draft.

CAREER NOTES: 2017: Advanced to Single-A Potomac...Allowed just three home runs. 2016: Led the Single-A Hagerstown Suns with 39 appearances...Also tied for the team lead and ranked tied for fifth in the organization with eight saves...Entered the season rated as the No. 29 prospect in Washington's system, per *Baseball America*. 2015: Led the short-season Auburn Doubledays with five saves and 19 appearances...Made three starts, but mainly worked out of the bullpen. **COLLEGE:** Named 2015 Metro Atlantic Athletic Conference (MAAC) Pitcher of the Year after leading the league with 113 strikeouts and posting a 1.81 ERA in conference play...His 113 strikeouts set a new Iona College single-season record...Went 5-7 with a team-leading 2.65 ERA (25 ER/85.0 IP) in 14 games (14 starts)...Struck out 113 batters against just 27 walks, allowed opposing batters to hit just .211 and did not allow a home run during the 2015 season...Tossed six complete games and three shutouts along the way...Is the son of all-time MLB saves leader Mariano Rivera...Signed by John Malzone

YEAR	CLUB	W	L	ERA	G	GS	CG	SHO	SV	IP	H	R	ER	HR	HB	BB	SO	SO/9	WP	BK	BAA
2015	Auburn	1	2	5.45	19	3	0	0	5	33.0	51	27	20	1	1	3	26	7.1	1	0	.333
2016	Hagerstown	5	1	4.04	39	0	0	0	8	69.0	71	37	31	8	3	22	52	6.8	8	2	.266
2017	Potomac	1	2	4.00	31	0	0	0	1	54.0	52	26	24	3	2	16	38	6.3	4	0	.254
MINORS TOTALS		7	5	4.33	89	3	0	0	14	156.0	174	90	75	12	6	41	116	6.7	13	2	.278

ROMERO, CARLOS — RHP

DD AGE: 18 **HT:** 6-6 **WT:** 175 **BATS:** R **THROWS:** R **BORN:** 7/15/99 San Antonio, VEN

OBTAINED: Signed as a non-drafted free agent, October 16, 2016.

YEAR	CLUB	W	L	ERA	G	GS	CG	SHO	SV	IP	H	R	ER	HR	HB	BB	SO	SO/9	WP	BK	BAA	
DID NOT PITCH / Signed Late																						
2016	DSL Nationals	4	0	5.12	14	2	0	0	2	31.2	29	24	18	0	5	16	23	6.5	7	0	.238	
MINORS TOTALS		4	0	5.12	14	2	0	0	2	31.2	29	24	18	0	5	16	23	6.5	7	0	.238	

ROMERO, SETH — LHP

DD AGE: 21 **HT:** 6-3 **WT:** 250 **BATS:** L **THROWS:** L **BORN:** 4/19/96 West Columbia, TX **SCHOOL:** University of Houston

OBTAINED: Selected in the first round (No. 25 overall) of the 2017 First-Year Player Draft.

CAREER NOTES: 2018: Enters the season rated as the No. 5 prospect in Washington's Minor League system by both *Baseball America* and MLB.com...Is cited by *Baseball America* as having the "Best Slider" in the organization. 2017: Reported to the GCL Nationals following the 2017 Draft...Was promoted to short-season Single-A Auburn on 8/3. **COLLEGE:** Was considered one of the top collegiate left-handed pitchers in the 2017 First-Year Player Draft...Struck out 85 batters in 48.2 innings pitched while going 4-5 with a 3.51 ERA in 10 games (seven starts) for the University of Houston in 2017...During his three-year collegiate career, he struck out 290 batters in 226.1 innings pitched (11.53 SO/9.0 IP) and walked just 70 batters (2.78 BB/9.0 IP)...Prior to his 2017 season, Was named a preseason second-team All-American by *Collegiate Baseball* and *Baseball America*, and a preseason third-team All-American by D1Baseball.com...Was named to the 2017 Golden Spikes Award Preseason Watch List...Signed by Tyler Witt.

YEAR	CLUB	W	L	ERA	G	GS	CG	SHO	SV	IP	H	R	ER	HR	HB	BB	SO	SO/9	WP	BK	BAA
2017	GCL Nationals	0	0	0.00	1	1	0	0	0	2.0	0	0	0	0	0	2	3	13.5	0	0	.000
	Auburn	0	1	5.40	6	6	0	0	0	20.0	19	12	12	0	0	6	32	14.4	3	0	.244
MINORS TOTALS		0	1	4.91	7	7	0	0	0	22.0	19	12	12	0	0	8	35	14.3	3	0	.226

ROSS, GREG — RHP

DD AGE: 28 **HT:** 6-3 **WT:** 205 **BATS:** R **THROWS:** R **BORN:** 9/6/89 Baltimore, MD **SCHOOL:** Frostburg State (MD) University

OBTAINED: Signed as a Minor League free agent, April 15, 2016.

CAREER NOTES: 2017: Matched a career high with 23 starts between Double-A Harrisburg and Triple-A Syracuse. 2016: Went 7-3 with a 1.06 ERA in 20 games (12 starts) between Single-A Potomac and Double-A Harrisburg...Was promoted Harrisburg on 6/6...Following the season, went 3-3 with a 3.38 ERA in 10 games/10 starts for Tiburones de La Guaira of the Venezuelan Winter League. 2015: Made a career-high tying 23 starts with Double-A Mississippi...Did not lose a decision in six consecutive starts from 7/28-9/1, going 4-0 with a 1.82 ERA (8 ER/39.2 IP) and 33 strikeouts in that stretch. 2014: Went a combined 12-6 with a 2.80 ERA (49 ER/157.2 IP) between Single-A Lynchburg and Double-A Mississippi...Paced all Braves farmhands in wins (12) and innings (157.2), and finished in the Top 10 in the Braves system among starters in ERA (3rd, 2.80), batting average against (4th, .236), WHIP (5th, 1.14), and strikeouts (T5th, 110)...Opened the year with Lynchburg and went 5-3 with a 3.50 ERA over 15 games (11 starts) before being transferred to Mississippi on 6/24...Proceeded to pitch to a 2.08 ERA in 13 games (12 starts) with the M-Braves, compiling a 7-3 record. 2013: Re-joined the Braves as a Minor League free agent after being traded to Detroit (11/21/12) and released in March...Began the year with Single-A Rome before getting promoted to Single-A Lynchburg on 5/5...Tallied 109 strikeouts, which were the seventh-most in the organization, while his 3.01 ERA and 1.25 WHIP were sixth and seventh-best among starters in the system, respectively. 2012: Spent all of the season with Single-A Rome, where he led the staff with 21 starts, 131.0 innings pitched, and 106 strikeouts. 2011: In his first pro season, appeared in 13 games (11 starts) with short-season Single-A Danville...Led the team and tied for second in the Appalachian League in wins. **COLLEGE:** Named to the American Baseball Coaches Association First Team All-America, All-America Second Team, and the ABCA Mid-Atlantic Pitcher of the Year at Frostburg State University...Was also named Capital Athletic Conference Player of the Year...Was originally selected by Atlanta in the 18th round of the 2011 First-Year Player Draft...Signed by Lyle Kerns (ATL).

YEAR	CLUB	W	L	ERA	G	GS	CG	SHO	SV	IP	H	R	ER	HR	BB	SO	SO/9	WP	BK	BAA
2011	Danville	7	4	3.94	13	11	0	0	0	61.2	60	33	27	3	2	27	46	6.7	7	0.259
2012	Rome	7	9	4.60	25	21	1	0	0	131.0	146	78	67	10	5	40	106	7.3	6	0.280
2013	Rome	1	0	1.40	7	0	0	0	0	19.1	18	4	3	1	0	1	18	8.4	0	0.234
	Lynchburg	9	6	3.27	23	19	1	0	0	121.0	120	58	44	3	6	36	91	6.8	8	1.256
2014	Lynchburg	5	3	3.50	15	11	0	0	0	79.2	78	34	31	6	4	18	66	7.5	5	0.255
	Mississippi	7	3	2.08	13	12	1	1	0	78.0	63	22	18	4	2	20	44	5.1	6	0.216
2015	Mississippi	7	9	3.99	25	23	0	0	0	137.2	146	65	61	6	4	47	80	5.2	5	0.279
2016	Potomac	2	2	1.45	10	4	0	0	0	31.0	25	8	5	1	0	12	20	5.8	4	0.221
	Harrisburg	5	1	0.83	10	8	1	1	0	54.0	40	6	5	1	1	11	32	5.3	3	0.208
2017	Harrisburg	5	4	5.97	10	10	1	0	0	57.1	71	41	38	8	4	17	39	6.1	1	0.311
	Syracuse	3	9	6.40	16	13	0	0	0	77.1	91	58	55	12	2	33	36	4.2	5	0.299
MINORS TOTALS		58	50	3.76	167	132	5	2	0	848.0	858	407	354	55	30	262	578	6.1	50	1.264

SAGDAL, IAN — INF

DD AGE: 25 **HT:** 6-3 **WT:** 189 **BATS:** L **THROWS:** R **BORN:** 1/6/93 Wenatchee, WA **SCHOOL:** Washington State University

OBTAINED: Selected in the 16th round of the 2015 First-Year Player Draft.

CAREER NOTES: 2017: Led the club and ranked third in the Carolina League with 69 RBI. 2016: Ranked among South Atlantic League hitters in OPS (4th, .836), batting average (5th, .303), slugging percentage (7th, .474) and doubles (8th, 30)...His .303 batting average ranked third among Nationals farmhands...Was named a South Atlantic League post-season All-Star...Following the season, was named a MiLB Organization All-Star. **COLLEGE:** Was named 2015-All-Pac-12 honorable mention...Led team in 2015 in batting average (.296), home runs (6), RBI (34), doubles (13), runs scored (35) and stolen bases (13) as a senior...Was the first player in 20 years to lead WSU in all of those categories...Was tied for second in the Pac-12 in triples with five, and was ninth in the conference in slugging percentage (.498)...Signed by Everett Stull.

YEAR	CLUB	AVG	G	AB	R	H	TB	2B	3B	HR	RBI	SH	SF	HP	BB	SO	SB	CS	OBP	SLG	OPS	E
2015	Auburn	.235	49	162	28	38	53	6	3	1	20	0	4	3	20	36	1	2	.323	.327	.650	9
2016	Hagerstown	.303	108	409	71	124	194	30	5	10	59	1	4	4	36	90	6	2	.362	.474	.836	5
2016	Potomac	.258	123	473	51	122	189	29	4	10	69	1	6	3	33	116	7	1	.307	.400	.707	6
MINORS TOTALS		.272	280	1044	150	284	436	65	12	21	148	2	14	10	89	242	14	5	.331	.418	.749	20

SANCHEZ, JOSE — SS

DD AGE: 16 **HT:** 5-11 **WT:** 155 **BATS:** R **THROWS:** R **BORN:** 7/12/00 Villa de Cura, VEN

OBTAINED: Signed as a non-drafted free agent, July 12, 2016.

CAREER NOTES: 2018: Enters the season rated by *Baseball America* as being the "Best Defensive Infielder" in Washington's system for the second straight year...Is rated as the No. 23 prospect by *Baseball America* and the No. 27 prospect in Washington's system by MLB.com. 2017: Was one of just two players to play in the GCL during their age-16 season (2nd-youngest player in the league in 2017)...Entered the season rated as the No. 24 prospect in Washington's system, per *Baseball America*...Is also cited by *Baseball America* as being the "Best Defensive Infielder" in Washington's system. 2016: Was rated as the No. 9 prospect in the 2016 International Signing Class by *Baseball America*.

YEAR	CLUB	AVG	G	AB	R	H	TB	2B	3B	HR	RBI	SH	SF	HP	BB	SO	SB	CS	OBP	SLG	OPS	E
2016	DID NOT PLAY / Signed Late																					
2017	GCL Nationals	.209	48	158	22	33	39	3	0	1	20	3	1	2	14	26	0	2	.280	.247	.527	9
MINORS TOTALS		.209	48	158	22	33	39	3	0	1	20	3	1	2	14	26	0	2	.280	.247	.527	9

SANFLER, CALDIOLI — OF

DD AGE: 20 **HT:** 6-2 **WT:** 181 **BATS:** L **THROWS:** R **BORN:** 12/7/97 Barahona, DOM

OBTAINED: Signed as a non-drafted free agent, April 22, 2016.

YEAR	CLUB	AVG	G	AB	R	H	TB	2B	3B	HR	RBI	SH	SF	HP	BB	SO	SB	CS	OBP	SLG	OPS	E
2016	DID NOT PLAY																					
2017	DSL Nationals	.237	61	224	41	53	72	8	4	1	26	1	5	4	37	54	19	6	.348	.321	.669	2
MINORS TOTALS		.237	61	224	41	53	72	8	4	1	26	1	5	4	37	54	19	6	.348	.321	.669	2



SCOUTING, RESEARCH & PLAYER DEVELOPMENT

SCUDDER, JAKE — 1B

DD AGE: 23 **HT:** 6-0 **WT:** 210 **BATS:** L **THROWS:** R **BORN:** 3/23/95 Rock Island, IL **SCHOOL:** Kansas State University

OBTAINED: Selected in the 16th round of the 2017 First-Year Player Draft.

CAREER NOTES: 2017: Reported to short-season Single-A Auburn following the 2017 Draft. **COLLEGE:** Hit .294 and led the team in home runs (13) and RBI (62) for the second consecutive season...Ranked second in the conference in home runs and RBI on his way to a second team All-Big 12 selection...Named Big 12 Newcomer of the Year in his first season...Began his collegiate career at Iowa Western CC before transferring to Kansas State...Signed by Brandon Larson.

YEAR	CLUB	AVG	G	AB	R	H	TB	2B	3B	HR	RBI	SH	SF	HP	BB	SO	SB	CS	OBP	SLG	OPS	E
2017	Auburn	.239	52	205	18	49	64	12	0	1	25	0	1	2	14	36	0	1	.293	.312	.605	3
MINORS TOTALS		.239	52	205	18	49	64	12	0	1	25	0	1	2	14	36	0	1	.293	.312	.605	3

SEGURA, FAUSTO — RHP

DD AGE: 21 **HT:** 6-3 **WT:** 191 **BATS:** R **THROWS:** R **BORN:** 10/24/96 Barahona, DOM

OBTAINED: Signed as a non-drafted free agent, July 2, 2017.

YEAR	CLUB	W	L	ERA	G	GS	CG	SHO	SV	IP	H	R	ER	HR	HB	BB	SO	SO/9	WP	BK	BAA
2017	DSL Nationals	1	3	2.96	8	3	0	0	0	24.1	16	13	8	0	1	16	19	7.0	1	0	.190
MINORS TOTALS		1	3	2.96	8	3	0	0	0	24.1	16	13	8	0	1	16	19	7.0	1	0	.190

SEIJAS, KARLO — RHP

DD AGE: 17 **HT:** 6-1 **WT:** 185 **BATS:** R **THROWS:** R **BORN:** 9/6/00 Aragua, VEN

OBTAINED: Signed as a non-drafted free agent, July 3, 2017.

YEAR	CLUB	W	L	ERA	G	GS	CG	SHO	SV	IP	H	R	ER	HR	HB	BB	SO	SO/9	WP	BK	BAA
2017	DID NOT PITCH / Signed Late																				

SELF, DEREK — RHP

DD AGE: 28 **HT:** 6-3 **WT:** 205 **BATS:** R **THROWS:** R **BORN:** 1/14/90 Louisville, KY **SCHOOL:** University of Louisville

OBTAINED: Selected in the ninth round of the 2012 First-Year Player Draft.

CAREER NOTES: 2017: Made 37 appearances between Double-A Harrisburg and Triple-A Syracuse. **2016:** Appeared in 37 games between Single-A Potomac, Double-A Harrisburg and Triple-A Syracuse...Went 4-2 with two saves and a 3.66 ERA between the three stops...Made his first appearance in Triple-A. **2015:** Went 4-5 with a 3.56 ERA in 37 games between Double-A Harrisburg and Single-A Potomac. **2014:** Was named a Carolina League mid-season All-Star (3-0, 1.69 ERA)...Was promoted to Double-A Harrisburg on 6/13...Following the season, participated in the Arizona Fall League. **2013:** His eight saves were fourth among Nationals Minor Leaguers. **2012:** His 14 saves were tied for the most in the New York-Penn League and were fourth-most in the Nationals organization. **COLLEGE:** Began the 2012 season as UL's setup man before taking over the closer role...Went on to collect a team-leading seven saves while posting a 2-2 record and a 3.41 ERA...Named third-team All-Big East...Signed by Reed Dunn.

YEAR	CLUB	W	L	ERA	G	GS	CG	SHO	SV	IP	H	R	ER	HR	HB	BB	SO	SO/9	WP	BK	BAA
2012	Auburn	1	3	3.27	26	0	0	0	14	33.0	32	13	12	0	1	8	25	6.8	2	0	.260
2013	Potomac	4	2	6.29	23	0	0	0	4	24.1	30	18	17	3	1	10	20	7.4	6	0	.309
	Hagerstown	0	3	3.41	24	0	0	0	4	31.2	34	12	12	2	3	6	29	8.2	0	0	.281
2014	Potomac	3	0	1.69	17	0	0	0	3	26.2	19	5	5	1	2	5	30	10.1	2	0	.196
	Harrisburg	2	4	3.38	25	0	0	0	1	40.0	44	21	15	7	0	13	31	7.0	1	0	.273
2015	Harrisburg	1	0	5.14	8	0	0	0	0	14.0	23	8	8	3	0	7	13	8.4	0	0	.383
	Potomac	3	5	3.09	29	0	0	0	2	46.2	48	16	16	4	3	8	32	6.2	3	0	.262
2016	Potomac	0	0	0.00	5	0	0	0	1	7.2	3	0	0	0	0	2	4	4.7	0	0	.120
	Harrisburg	4	2	4.10	30	0	0	0	0	52.2	60	25	24	5	0	18	43	7.3	1	0	.293
	Syracuse	0	0	4.91	2	0	0	0	1	3.2	4	2	2	0	0	0	1	2.5	0	0	.286
2017	Harrisburg	4	3	3.86	36	2	0	0	1	58.1	58	27	25	7	0	18	36	5.6	0	0	.262
	Syracuse	1	0	2.70	1	0	0	0	0	3.1	3	1	1	0	0	2	1	2.7	0	0	.250
MINORS TOTALS		23	22	3.61	226	2	0	0	31	342.0	358	148	137	32	10	97	265	7.0	15	0	.271

SENIOR, ERIC — OF

DD AGE: 20 **HT:** 6-2 **WT:** 170 **BATS:** R **THROWS:** R **BORN:** 9/29/97 Toronto, CAN **SCHOOL:** Midland (TX) Junior College

OBTAINED: Selected in the 13th round of the 2017 First-Year Player Draft.

CAREER NOTES: 2017: Reported to the GCL Nationals following the 2017 Draft. **COLLEGE:** Hit .398 while leading his team with 90 hits, 17 home runs, and 91 RBI while starting in 58 of the team's 59 games...His 17 home runs and 91 RBI each set Midland College single-season records...He also added 12 stolen bases in 13 attempts...He won the Western Junior College Athletic Conference Most Valuable Player Award and was named to both the NJCAA 2017 All-Region Baseball Team and the 2017 WJCC All-Conference Baseball Team...Signed by Ed Gustafson.

YEAR	CLUB	AVG	G	AB	R	H	TB	2B	3B	HR	RBI	SH	SF	HP	BB	SO	SB	CS	OBP	SLG	OPS	E
2017	GCL Nationals	.267	6	15	3	4	7	0	0	1	2	0	1	1	2	4	1	0	.368	.467	.835	1
MINORS TOTALS		.267	6	15	3	4	7	0	0	1	2	0	1	1	2	4	1	0	.368	.467	.835	1

SEVERINO, WILSON — RHP

DD AGE: 19 **HT:** 6-4 **WT:** 188 **BATS:** R **THROWS:** R **BORN:** 6/7/98 Santiago de los Caballeros, DOM

OBTAINED: Signed as a non-drafted free agent, July 2, 2016.

YEAR	CLUB	W	L	ERA	G	GS	CG	SHO	SV	IP	H	R	ER	HR	HB	BB	SO	SO/9	WP	BK	BAA
2016	DID NOT PITCH / Signed Late																				
2017	DSL Nationals	1	0	2.41	13	0	0	0	0	18.2	17	6	5	0	0	13	7	3.8	4	0	.233
MINORS TOTALS		1	0	2.41	13	0	0	0	0	18.2	17	6	5	0	0	13	7	3.8	4	0	.233

SHARP, STERLING — RHP

OD AGE: 22 **HT:** 6-4 **WT:** 180 **BATS:** R **THROWS:** R **BORN:** 5/30/95 West Blomfield, MI **SCHOOL:** Drury (MO) University

OBTAINED: Selected in the 22nd round of the 2016 First-Year Player Draft.

CAREER NOTES: 2018: Enters the season rated by Baseball America as having the "Best Control" in Washington's Minor League system. 2017: Began the season with Single-A Hagerstown before being promoted to Single-A Potomac on 8/3...His 3.97 ERA between the two stops was good for fifth among qualified Nationals Minor Leaguers. 2016: Reported to the GCL Nationals following the 2016 Draft...Was promoted to short-season Single-A Auburn for one start on 9/5. **COLLEGE:** Led Drury with 18 appearances as a reliever, going 2-5 with a 5.90 ERA in his junior year...Had 43 strikeouts in 50.1 innings of work...Sharp's 43 strikeouts was third-best on the team...Also played college ball at Eastern Michigan and Darton State (GA) College...Was originally selected by the Atlanta Braves in the 30th round of the 2013 First-Year Player Draft...Signed by Brandon Larson.

YEAR	CLUB	W	L	ERA	G	GS	CG	SHO	SV	IP	H	R	ER	HR	HB	BB	SO	SO/9	WP	BK	BAA
2016	GCL Nationals	3	0	3.24	11	7	0	0	2	41.2	47	16	15	2	2	6	35	7.6	6	1	.287
	Auburn	0	0	3.60	1	1	0	0	0	5.0	6	3	2	0	0	0	3	5.4	0	0	.316
2017	Hagerstown	4	9	3.69	18	17	1	0	0	92.2	100	46	38	8	6	14	69	6.7	8	0	.271
	Potomac	2	2	4.78	6	5	0	0	0	32.0	39	19	17	4	0	13	26	7.3	3	0	.307
MINORS TOTALS		9	11	3.78	36	30	1	0	2	171.1	192	84	72	14	8	33	133	7.0	17	1	.283

SHEPARD, CHANCE — C

OD AGE: 23 **HT:** 6-1 **WT:** 209 **BATS:** R **THROWS:** R **BORN:** 8/11/94 Raleigh, NC **SCHOOL:** North Carolina State University

OBTAINED: Signed as a non-drafted free agent, June 16, 2016.

CAREER NOTES: 2017: Ranked tied for seventh in the New York-Penn League with seven home runs and a .459 SLG...Ranked fourth in the league in OPS (.831).

YEAR	CLUB	AVG	G	AB	R	H	TB	2B	3B	HR	RBI	SH	SF	HP	BB	SO	SB	CS	OBP	SLG	OPS	E
2016	GCL Nationals	.188	28	80	14	15	26	2	0	3	9	0	4	1	12	33	0	0	.289	.325	.614	1
2017	Auburn	.249	54	181	31	45	83	15	1	7	17	0	1	2	34	64	5	2	.372	.459	.831	5
MINORS TOTALS		.230	82	261	45	60	109	17	1	10	26	0	5	3	46	97	5	2	.346	.418	.764	6

SILVESTRE, HECTOR — LHP

OD AGE: 25 **HT:** 6-3 **WT:** 180 **BATS:** L **THROWS:** L **BORN:** 12/14/92 San Pedro de Macoris, DOM

OBTAINED: Signed as a non-drafted free agent, January 5, 2011

CAREER NOTES: 2017: Ranked tied for seventh in the Carolina League with eight wins. 2016: Returned to action after missing the 2015 season due to injury...Recorded a 1.42 ERA (5 ER/31.2 IP) and did not allow a home run in nine starts across four levels of Washington's system. 2015: Entered the season rated as the No. 27 prospect in Washington's chain, according to *Baseball America*. 2013: Went 7-1 with a 1.87 ERA in 14 games/nine starts between the Gulf Coast League and Single-A Potomac...His 1.87 ERA was second-best among Nationals farmhands...Ranked among GCL hurlers in wins (T2nd, 7), ERA (2nd, 1.82), and WHIP (2nd, 0.82)...Named a GCL post-season All-Star.

YEAR	CLUB	W	L	ERA	G	GS	CG	SHO	SV	IP	H	R	ER	HR	HB	BB	SO	SO/9	WP	BK	BAA	
2011	DSL Nationals	3	1	1.96	12	7	0	0	0	46.0	32	13	10	1	2	23	36	7.0	9	1	.194	
2012	DSL Nationals	5	3	3.20	15	13	0	0	0	76.0	67	32	27	3	4	24	69	8.2	4	1	.241	
2013	GCL Nationals	7	0	1.82	13	8	0	0	0	49.1	33	13	10	1	2	8	40	7.3	1	0	.190	
	Potomac	0	1	2.45	1	1	0	0	0	3.2	2	5	1	1	0	4	1	2.5	0	0	.154	
2014	Hagerstown	6	7	4.14	18	18	0	0	0	91.1	91	45	42	10	4	21	49	4.8	0	2	.259	
	Potomac	1	2	4.45	6	6	0	0	0	28.1	32	14	14	6	0	3	21	6.7	2	0	.283	
2015	DID NOT PITCH / Injured																					
2016	GCL Nationals	0	0	0.93	4	4	0	0	0	9.2	10	3	1	0	0	3	11	10.2	0	1	.263	
	Auburn	0	0	0.00	1	1	0	0	0	4.0	5	1	0	0	0	1	3	6.8	0	0	.313	
	Hagerstown	1	0	1.80	1	1	0	0	0	5.0	4	1	1	0	0	0	3	5.4	0	0	.222	
	Potomac	0	0	2.08	3	3	0	0	0	13.0	12	3	3	0	0	10	8	5.5	0	0	.240	
2017	Potomac	8	5	4.24	18	18	0	0	0	93.1	104	49	44	12	4	29	74	7.1	3	0	.276	
MINORS TOTALS		31	19	3.28	92	80	0	0	0	419.2	392	179	153	34	16	126	315	6.8	19	5	.246	

SIMMS, JOHN — RHP

OD AGE: 26 **HT:** 6-3 **WT:** 205 **BATS:** R **THROWS:** R **BORN:** 1/17/92 Houston, TX **SCHOOL:** Rice (TX) University

OBTAINED: Selected in the 11th round of the 2013 First-Year Player Draft.

CAREER NOTES: 2017: Made a career-high 27 starts between Double-A Harrisburg and Triple-A Syracuse...Ranked second in Washington's system with 122 strikeouts...His 4.07 ERA ranked sixth among qualified Nationals Minor Leaguers...Was named an Eastern League mid-season All-Star...Ranked among Eastern League pitchers in ERA (8th, 3.54) and opp. AVG (4th, .235) 2016: Appeared in a career-high 29 games, scattering 11 starts throughout the season...Posted a 2.98 ERA as a starter and a 3.70 ERA as a reliever. 2015: Went 8-9 with a 3.30 ERA in 23 games/22 starts between Single-A Potomac and Double-A Harrisburg...His 3.30 ERA ranked fifth among Nationals farmhands...Was promoted to Harrisburg on 7/27...Named Carolina League Pitcher of the Week on 7/27...Entered the season rated as the No. 28 prospect in Washington's chain, according to *Baseball America*. 2014: Made 26 appearances (21 starts) between three levels of Washington's chain. 2013: Started his professional career with the GCL club before being promoted to Auburn on 7/3. **COLLEGE:** Led Rice with eight wins, going 8-5 with a 2.51 ERA in 24 appearances/14 starts in his final season...He tossed two complete games and recorded one save...Fanned 98 batters and posted a .217 batting average against...Played for USA Baseball and the 18-Under National team during the summer of 2010...Posted a 4-0 record with a 0.96 ERA in four starts...Was selected by the Nationals in the 39th round of the 2010 First-Year Player Draft...Was named a high school All-American by *Baseball America* and was a Louisville Slugger prep All-American...Was the *Houston Chronicle's* Pitcher of the Year as a high school junior in 2009...Signed by Tyler Wilt.

YEAR	CLUB	W	L	ERA	G	GS	CG	SHO	SV	IP	H	R	ER	HR	HB	BB	SO	SO/9	WP	BK	BAA
2013	GCL Nationals	0	1	4.50	1	0	0	0	0	2.0	2	1	1	0	0	3	13.5	0	0	0	.250
	Auburn	0	3	5.79	11	2	0	0	1	28.0	41	19	18	0	6	7	31	10.0	2	0	.336
2014	Hagerstown	0	0	0.98	5	0	0	0	3	18.1	13	2	2	0	2	2	20	9.8	0	0	.194
	Potomac	2	4	4.36	10	10	0	0	0	53.2	50	27	26	2	1	16	49	8.2	2	0	.253
	Harrisburg	2	6	5.03	11	11	1	0	0	59.0	73	34	33	6	1	15	42	6.4	3	1	.308
2015	Potomac	6	6	2.74	15	14	1	0	0	88.2	70	35	27	7	3	25	48	4.9	2	0	.219
	Harrisburg	2	3	4.40	8	8	0	0	0	45.0	49	23	22	3	3	15	34	6.8	2	0	.282
2016	Harrisburg	8	5	3.30	29	11	0	0	2	92.2	72	39	34	8	5	28	79	7.7	0	0	.215
2017	Harrisburg	5	6	3.54	19	19	0	0	0	112.0	96	46	44	9	9	28	87	7.0	5	0	.235
	Syracuse	2	4	5.40	8	8	1	0	0	45.0	54	27	27	7	1	16	35	7.0	1	0	.298
MINORS TOTALS		27	38	3.87	117	83	3	0	6	544.1	520	253	234	42	31	152	428	7.1	17	1	.254



SCOUTING, RESEARCH & PLAYER DEVELOPMENT

SMITH, DAVID — RHP

DD AGE: 23 HT: 6-4 WT: 210 BATS: R THROWS: R BORN: 10/20/94 Elk Grove, CA SCHOOL: Long Beach (CA) State University

OBTAINED: Selected in the 25th round of the 2017 First-Year Player Draft.

CAREER NOTES: 2017: Began the season with the GCL Nationals before being promoted to short-season Single-A Auburn on 7/3. COLLEGE: As a senior, led the Dirtbags with a 2.07 ERA (21 ER/91.1 IP), the 26th-best ERA among qualified pitchers in all of NCAA Division I...Signed by Steve Leavitt.

YEAR	CLUB	W	L	ERA	G	GS	CG	SHO	SV	IP	H	R	ER	HR	HB	BB	SO	SO/9	WP	BK	BAA
2017	GCL Nationals	1	0	0.00	1	0	0	0	0	1.1	1	0	0	0	0	0	0.0	0	0	0	.250
	Auburn	3	4	6.69	15	0	0	0	0	36.1	52	30	27	3	1	7	28	6.9	5	0	.327
MINORS TOTALS		4	4	6.45	16	0	0	0	0	37.2	53	30	27	3	1	7	28	6.7	5	0	.325

SOSA, RONALDY — C

DD AGE: 19 HT: 6-0 WT: 160 BATS: L THROWS: R BORN: 11/2/989 Santo Domingo, DOM

OBTAINED: Signed as a non-drafted free agent, July 2, 2016.

YEAR	CLUB	AVG	G	AB	R	H	TB	2B	3B	HR	RBI	SH	SF	HP	BB	SO	SB	CS	OBP	SLG	OPS	E
2016	DID NOT PLAY / Signed Late																					
2017	DSL Nationals	.262	58	206	23	54	66	10	1	0	21	1	2	5	19	31	2	2	.336	.320	.656	3
MINORS TOTALS		.262	58	206	23	54	66	10	1	0	21	1	2	5	19	31	2	2	.336	.320	.656	3

SOTO, JUAN — OF

DD AGE: 19 HT: 6-1 WT: 185 BATS: L THROWS: L BORN: 10/25/98 Santo Domingo, DOM

OBTAINED: Signed as a non-drafted free agent, July 2, 2015.

CAREER NOTES: 2018: Is rated by *Baseball America* and *MLB.com* as the No. 2 prospect in Washington's Minor League system...Is also cited by *Baseball America* as the No. 56 prospect in all of baseball and as having the "Best Strike-Zone Discipline" among Nationals farmhands. 2017: Battled injuries, appearing in just 32 games between the GCL Nationals and Single-A Auburn...Entered the season rated as the No. 3 prospect in Washington's system, per *Baseball America* and the No. 12 prospect per *MLB.com*. 2016: At the age of 17 (2.5 years younger than the average GCL age) was named the Gulf Coast League MVP and post-season All-Star after leading the league in hitting at .361...Also led the league in slugging (.550) and ranked second in OBP (.410)...His .368 batting average on the season led all Nationals farmhands and was good for third in all of Minor League Baseball...Was promoted to short-season Single-A Auburn on 9/1, where he hit safely in four the final five games of the season...Following the season, was rated by *Baseball America* as the No. 3 prospect in the Gulf Coast League...Entered the season rated as the No. 15 prospect in Washington's system, according to *MLB.com* and the No. 24 prospect, according to *Baseball America*...Following the season, was named a *MLB Organization All-Star*. 2015: Was considered one of the best hitters in the 2015 International Signing Class.

YEAR	CLUB	AVG	G	AB	R	H	TB	2B	3B	HR	RBI	SH	SF	HP	BB	SO	SB	CS	OBP	SLG	OPS	E
2015	DID NOT PLAY / Signed Late																					
2016	GCL Nationals	.361	45	169	25	61	93	11	3	5	31	0	0	0	14	25	5	2	.410	.550	.960	0
	Auburn	.429	6	21	3	9	12	3	0	0	1	0	0	0	3	4	0	0	.500	.571	1.071	2
2017	GCL Nationals	.320	9	25	3	8	11	1	1	0	4	0	0	0	2	1	0	0	.370	.440	.810	0
	Hagerstown	.360	23	86	15	31	45	5	0	3	14	0	0	0	10	8	1	2	.427	.523	.950	2
MINORS TOTALS		.362	83	301	46	109	161	20	4	8	50	0	0	0	29	38	6	4	.418	.535	.953	4

STOECKERING, JACKSON — LHP

DD AGE: 22 HT: 6-4 WT: 210 BATS: L THROWS: L BORN: 2/13/96 Harredsburg, KY SCHOOL: College of Central Florida

OBTAINED: Selected in the 12th round of the 2017 First-Year Player Draft.

CAREER NOTES: 2017: Reported to the GCL Nationals following the 2017 Draft. COLLEGE: Made nine appearances (eight starts) in his second season with the Patriots, pitching to a 4.96 ERA (18 ER/32.2 IP) while tallying 28 strikeouts in 32.2 innings...He underwent "Tommy John" ligament replacement surgery in 2016, cutting his season short after only two starts...As a Freshman in 2015 he won Co-Conference Pitcher of the Year honors while pitching for Southeastern (IA) Community College...Signed by Buddy Hernandez.

YEAR	CLUB	W	L	ERA	G	GS	CG	SHO	SV	IP	H	R	ER	HR	HB	BB	SO	SO/9	WP	BK	BAA
2017	GCL Nationals	2	0	4.73	8	5	0	0	0	26.2	28	14	14	1	1	7	31	10.5	1	0	.269
MINORS TOTALS		2	0	4.73	8	5	0	0	0	26.2	28	14	14	1	1	7	31	10.5	1	0	.269

STROM, LEIF — RHP

DD AGE: 20 HT: 6-6 WT: 215 BATS: R THROWS: R BORN: 5/17/97 Puyallup, WA SCHOOL: Pierce (WA) College

OBTAINED: Selected in the 21st round of the 2017 First-Year Player Draft.

CAREER NOTES: COLLEGE: Compiled a 9-0 record and a 2.51 ERA in 20 games (17 starts) over his two-year career at Pierce College, tallying 80 strikeouts in 93.1 innings pitched...Signed by Scott Ramsay.

YEAR	CLUB	W	L	ERA	G	GS	CG	SHO	SV	IP	H	R	ER	HR	HB	BB	SO	SO/9	WP	BK	BAA	
2017	DID NOT PITCH / Injured																					

SUNDBERG, JACK — OF

DD AGE: 24 HT: 5-11 WT: 195 BATS: L THROWS: R BORN: 7/21/93 Mansfield, CT SCHOOL: University of Connecticut

OBTAINED: Selected in the 26th round of the 2016 First-Year Player Draft.

CAREER NOTES: 2017: Ranked among Nationals farmhands in stolen bases (3rd, 24) and batting average (10th, .277)...His .361 OBP ranked fifth in the Carolina League, while his 24 stolen bases ranked tied for seventh in the Carolina League and his .277 average ranked ninth. COLLEGE: Batted .258 with five home runs and 28 RBI...Sundberg was tied for the team high in runs (53) and was first in walks (45) and second in triples (three)...Was voted second team All-AAC for two straight seasons (2015-2016)...Signed by John Malone.

YEAR	CLUB	AVG	G	AB	R	H	TB	2B	3B	HR	RBI	SH	SF	HP	BB	SO	SB	CS	OBP	SLG	OPS	E
2016	GCL Nationals	.259	6	27	7	12	0	1	1	2	0	0	0	0	6	6	3	1	.394	.444	.838	0
	Auburn	.269	19	67	5	18	22	0	2	0	5	0	1	0	9	9	4	1	.351	.328	.679	0
	Hagerstown	.242	20	62	7	15	19	4	0	0	7	0	0	0	7	18	5	1	.319	.306	.626	0
2017	Potomac	.277	110	393	56	109	128	14	1	1	28	11	4	2	52	110	24	8	.361	.326	.687	2
MINORS TOTALS		.271	155	549	75	149	181	18	4	2	42	11	5	2	74	143	36	11	.357	.330	.687	2

TATIS, GUILLERMO — INF/OF

DD AGE: 17 **HT:** 6-1 **WT:** 180 **BATS:** R **THROWS:** R **BORN:** 6/3/00 Santo Domingo, DOM
OBTAINED: Signed as a non-drafted free agent, July 2, 2017.

YEAR	CLUB	AVG	G	AB	R	H	TB	2B	3B	HR	RBI	SH	SF	HP	BB	SO	SB	CS	OBP	SLG	OPS	E
2017																						
DID NOT PLAY / Signed Late																						

TAVERAS, FELIX — RHP

DD AGE: 22 **HT:** 6-2 **WT:** 155 **BATS:** R **THROWS:** R **BORN:** 7/11/95 Payita, DOM
OBTAINED: Signed as a non-drafted free agent, October 11, 2014.

YEAR	CLUB	W	L	ERA	G	GS	CG	SHO	SV	IP	H	R	ER	HR	HB	BB	SO	SO/9	WP	BK	BAA	
2014																						
DID NOT PITCH / Signed Late																						
2015	DSL Nationals	2	2	5.33	14	13	0	0	0	49.0	44	42	29	3	5	30	45	8.3	12	0	.235	
2016	DSL Nationals	4	2	4.61	10	10	0	0	0	41.0	38	24	21	3	9	18	48	10.5	4	2	.241	
2017	Auburn	0	0	6.00	1	0	0	0	0	3.0	2	2	2	0	1	3	5	15.0	4	0	.200	
MINORS TOTALS		6	4	5.03	25	23	0	0	0	93.0	84	68	52	6	15	51	98	9.5	20	2	.237	

TETREAU, JACKSON — RHP

DD AGE: 21 **HT:** 6-5 **WT:** 170 **BATS:** R **THROWS:** R **BORN:** 6/3/96 Ruskin, FL **SCHOOL:** State College of Florida
OBTAINED: Selected in the seventh round of the 2017 First-Year Player Draft.

CAREER NOTES: 2018: Enters the season rated as the No. 16 prospect by *Baseball America* and the No. 17 prospect in Washington's system by MLB.com. 2017: Reported to the GCL Nationals following the 2017 Draft...Was promoted to short-season Single-A Auburn on 8/3. **COLLEGE:** Collected 105 strikeouts over 80.1 innings pitched in his lone season at the junior college level...Signed by Buddy Hernandez.

YEAR	CLUB	W	L	ERA	G	GS	CG	SHO	SV	IP	H	R	ER	HR	HB	BB	SO	SO/9	WP	BK	BAA
2017	GCL Nationals	0	0	4.50	1	0	0	0	0	2.0	1	1	1	1	0	1	2	9.0	0	0	.143
	Auburn	2	2	2.58	11	6	0	0	0	38.1	32	15	11	1	0	16	36	8.5	2	0	.216
MINORS TOTALS		2	2	2.68	12	6	0	0	0	40.1	33	16	12	2	0	17	38	8.5	2	0	.213

TOVAR, EDANGEL — OF

DD AGE: 17 **HT:** 5-10 **WT:** 150 **BATS:** R **THROWS:** R **BORN:** 7/26/00 Aragua, VEN
OBTAINED: Signed as a non-drafted free agent, July 3, 2017.

YEAR	CLUB	AVG	G	AB	R	H	TB	2B	3B	HR	RBI	SH	SF	HP	BB	SO	SB	CS	OBP	SLG	OPS	E
2017																						
DID NOT PLAY / Signed Late																						

TROOP, ALEX — LHP

DD AGE: 21 **HT:** 6-5 **WT:** 210 **BATS:** L **THROWS:** L **BORN:** 7/19/96 Batavia, IL **SCHOOL:** Michigan State University
OBTAINED: Selected in the ninth round of the 2017 First-Year Player Draft.

CAREER NOTES: 2017: Posted a 2.79 ERA across three levels of Washington's system. **COLLEGE:** Was one of five finalists for the John Olerud Two-Way Player Award, given by the College Baseball Foundation, as he played first base and served as a designated hitter in games he was not pitching for the Spartans...Tied for the Big 10 lead in wins with eight and ranked fourth in the conference with a 2.47 ERA in 14 starts...Was named second team All-Big 10 honors...Signed by Justin Bloxom.

YEAR	CLUB	W	L	ERA	G	GS	CG	SHO	SV	IP	H	R	ER	HR	HB	BB	SO	SO/9	WP	BK	BAA
2017	GCL Nationals	0	0	0.00	1	1	0	0	0	2.0	0	0	0	0	0	2	9.0	0	0	.000	
	Auburn	2	4	3.13	10	3	0	0	0	31.2	30	12	11	3	0	9	23	6.5	3	0	.246
	Hagerstown	0	0	1.80	2	0	0	0	0	5.0	2	1	1	1	0	4	7.2	0	0	.125	
MINORS TOTALS		2	4	2.79	13	4	0	0	0	38.2	32	13	12	4	0	9	29	6.7	3	0	.222

TURBI, FRAILIN — C

DD AGE: 17 **HT:** 6-0 **WT:** 165 **BATS:** R **THROWS:** R **BORN:** 10/19/00 Peravia, DOM
OBTAINED: Signed as a non-drafted free agent, July 2, 2017.

YEAR	CLUB	AVG	G	AB	R	H	TB	2B	3B	HR	RBI	SH	SF	HP	BB	SO	SB	CS	OBP	SLG	OPS	E
2017																						
DID NOT PLAY / Signed Late																						

TURNER, TREY — RHP

DD AGE: 21 **HT:** 6-1 **WT:** 195 **BATS:** R **THROWS:** R **BORN:** 6/15/96 Fort Scott, KS **SCHOOL:** Missouri State University
OBTAINED: Selected in the 10th round of the 2017 First-Year Player Draft.

YEAR	CLUB	W	L	ERA	G	GS	CG	SHO	SV	IP	H	R	ER	HR	HB	BB	SO	SO/9	WP	BK	BAA	
2017																						
DID NOT PITCH / Injured																						

UPSHAW, ARMOND — CF

DD AGE: 21 **HT:** 6-0 **WT:** 190 **BATS:** S **THROWS:** L **BORN:** 6/20/96 Newnan, GA **SCHOOL:** Pensacola State (FL) Junior College
OBTAINED: Selected in the 11th round of the 2016 First-Year Player Draft.

CAREER NOTES: 2018: Enters the season rated as the No. 30 prospect in Washington's system by MLB.com. 2017: Ranked second in the New York-Penn League with 41 walks... Led the Doubledays with 11 stolen bases. 2016: Reported to the GCL Nationals following the 2016 Draft...Hit safely in eight of the 13 games he played in. **COLLEGE:** Started all but one game during his two-year career at Pensacola State College...In his sophomore campaign, hit .337 with five doubles, one triple, five home runs and 26 RBI... Led the club with 33 stolen bases...Signed a National Letter of Intent to play at the University of Missouri before eventually signing with the Nationals...Signed by Eric Robinson.

YEAR	CLUB	AVG	G	AB	R	H	TB	2B	3B	HR	RBI	SH	SF	HP	BB	SO	SB	CS	OBP	SLG	OPS	E
2016	GCL Nationals	.325	13	40	6	13	16	1	1	0	2	2	1	3	2	12	3	2	.391	.400	.791	0
2017	Auburn	.179	60	195	26	35	46	6	1	1	10	6	0	9	41	62	11	5	.347	.236	.583	1
MINORS TOTALS		.204	73	235	32	48	62	7	2	1	12	8	1	12	43	74	14	7	.354	.264	.618	1



SCOUTING, RESEARCH & PLAYER DEVELOPMENT

VALDEZ, PHILLIPS — RHP

DD AGE: 26 **HT:** 6-3 **WT:** 165 **BATS:** R **THROWS:** R **BORN:** 11/16/91 San Pedro de Macoris, DOM

OBTAINED: Signed as a non-drafted free agent, May 30, 2012.

CAREER NOTES: 2017: Began the season with Double-A Harrisburg before being promoted to Triple-A Syracuse on 7/24. 2016: Went a combined 12-7 with a 4.24 ERA in 27 starts between Single-A Potomac and Double-A Harrisburg...His 12 wins were tied for the most among Nationals farmhands...Set career marks in nearly every category...Entered the season rated as the No. 20 prospect in Washington's system, per *Baseball America*...Following the season, appeared in five games (0.00 ERA) for Estrellas Orientales of the Dominican Winter League. 2015: Went 8-4 with five saves and a 2.81 ERA in 30 games/18 starts between Single-A Hagerstown and Single-A Potomac...Was promoted from Hagerstown to Potomac on 5/29...Set career marks in nearly every category...Made 12 appearances out of Potomac's bullpen.

YEAR	CLUB	W	L	ERA	G	GS	CG	SHO	SV	IP	H	R	ER	HR	HB	BB	SO	SO/9	WP	BK	BAA
2009	DSL Indians	2	2	4.09	14	0	0	0	0	22.0	13	13	10	2	4	21	15	6.1	5	0	.171
2010	DSL Indians	0	0	8.40	10	0	0	0	0	15.0	16	14	14	1	4	11	14	8.4	3	0	.271
DID NOT PITCH																					
2012	DSL Nationals	2	2	5.40	14	5	0	0	0	48.1	64	43	29	1	5	30	32	6.0	15	0	.323
2013	GCL Nationals	3	0	1.95	14	3	0	0	2	32.1	16	8	7	0	2	12	27	7.5	4	0	.148
2014	Auburn	2	0	0.68	8	0	0	0	0	13.1	5	1	1	0	1	3	11	7.4	0	0	.111
	Hagerstown	2	0	3.68	18	0	0	0	1	29.1	19	16	12	1	4	18	28	8.6	3	0	.178
2015	Hagerstown	5	2	1.47	8	8	0	0	0	43.0	30	8	7	3	6	10	32	6.7	0	0	.190
	Potomac	3	2	3.77	22	10	1	0	5	59.2	61	39	25	0	7	25	48	7.2	7	0	.254
2016	Potomac	6	3	3.74	11	11	0	0	0	65.0	60	30	27	3	4	15	52	7.2	6	1	.244
	Harrisburg	6	4	4.62	16	1	0	0	0	87.2	100	49	45	7	4	36	57	5.9	5	0	.292
2017	Harrisburg	0	2	2.72	25	0	0	0	1	43.0	37	14	13	1	1	13	34	7.1	0	0	.233
	Syracuse	0	3	6.75	10	3	0	0	0	24.0	30	18	18	1	3	5	19	7.1	0	0	.306
MINORS TOTALS		31	20	3.86	169	56	2	0	9	480.1	450	250	206	20	45	197	366	6.9	49	1	.246

VALLEJO, ALEJANDRO — RHP

DD AGE: 19 **HT:** 6-3 **WT:** 184 **BATS:** R **THROWS:** R **BORN:** 11/4/98 San Cristobal, DOM

OBTAINED: Signed as a non-drafted free agent, March 16, 2017.

YEAR	CLUB	W	L	ERA	G	GS	CG	SHO	SV	IP	H	R	ER	HR	HB	BB	SO	SO/9	WP	BK	BAA
2017	DSL Nationals	0	6	8.90	11	9	0	0	0	31.1	32	42	31	1	11	29	40	11.5	20	0	.254
MINORS TOTALS		0	6	8.90	11	9	0	0	0	31.1	32	42	31	1	11	29	40	11.5	20	0	.254

VENTURA, EDWIN — OF

DD AGE: 20 **HT:** 6-1 **WT:** 180 **BATS:** R **THROWS:** R **BORN:** 8/27/97 San Pedro de Macoris, DOM

OBTAINED: Signed as a non-drafted free agent, August 19, 2014.

YEAR	CLUB	AVG	G	AB	R	H	TB	2B	3B	HR	RBI	SH	SF	HP	BB	SO	SB	CS	OBP	SLG	OPS	E
2014	DID NOT PLAY / Signed Late																					
2015	DSL Nationals	.300	60	217	41	65	84	3	5	2	11	2	0	10	16	38	15	3	.374	.387	.761	4
2016	DID NOT PLAY / Injured																					
2017	GCL Nationals	.193	35	109	9	21	24	3	0	0	7	2	0	1	3	18	2	0	.221	.220	.441	3
MINORS TOTALS		.264	95	326	50	86	108	6	5	2	18	4	0	11	19	56	17	3	.326	.331	.657	7

VILORIO, LUIS — C

DD AGE: 24 **HT:** 6-1 **WT:** 180 **BATS:** R **THROWS:** R **BORN:** 8/28/93 Hato Mayor, DOM

OBTAINED: Signed as a non-drafted free agent, May 15, 2013.

YEAR	CLUB	AVG	G	AB	R	H	TB	2B	3B	HR	RBI	SH	SF	HP	BB	SO	SB	CS	OBP	SLG	OPS	E
2013	DSL Nationals	.000	2	3	0	0	0	0	0	0	0	0	0	1	0	2	0	1	.250	.000	.250	0
2014	DSL Nationals	.345	41	145	24	50	64	9	1	1	16	1	2	5	7	9	6	1	.390	.441	.831	15
2015	GCL Nationals	.195	40	118	13	23	27	2	1	0	9	1	1	3	4	15	5	1	.238	.229	.467	5
	Auburn	.400	3	10	0	4	5	1	0	0	1	0	0	0	4	0	0	.400	.500	.900	3	
2016	Auburn	.216	33	111	12	24	30	6	0	0	7	0	1	1	5	19	2	1	.254	.270	.524	5
2017	Auburn	.296	9	27	3	8	9	1	0	0	1	0	0	0	1	11	1	0	.321	.333	.654	1
MINORS TOTALS		.263	128	414	52	109	135	19	2	1	34	2	4	10	17	60	14	4	.306	.326	.632	27

SCOUTING, RESEARCH & PLAYER DEVELOPMENT

NATIONALS PARK
COMMUNITY RELATIONS
FOUNDATION
DREAM
YOUTH BASEBALL ACADEMY
FRONT OFFICE | OWNERSHIP
MANAGER | COACHING STAFF
PLAYERS
IN REVIEW
2017
HISTORY AND RECORDS
SCOUTING | RESEARCH | PLAYER DEV.

WARD, DREW — 3B

OD AGE: 23 **HT:** 6-3 **WT:** 231 **BATS:** L **THROWS:** R **BORN:** 11/25/94 Leedey, OK **SCHOOL:** Leedey (OK) High School

OBTAINED: Selected in the third round of the 2013 First-Year Player Draft.

CAREER NOTES: **2017:** Played in a career-high 121 games in his first full season at Double-A Harrisburg...Clubbed double-digit home runs for the second season in a row. **2016:** Hit a career-high 14 home runs between Single-A Potomac and Double-A Harrisburg...His 14 home runs ranked tied for second in Washington's Minor League system...Named a Carolina League mid-season All-Star...Was promoted to Double-A Harrisburg on June 27...Following the season, hit .309 (25-for-81) with six doubles, eight RBI, 10 walks and 13 runs scored in 21 games for the Glendale Desert Dogs of the Arizona Fall League. **2015:** Hit .246 with 19 doubles, two triples, seven home runs, 49 RBI, 42 walks and 49 runs scored in 115 games between Single-A Potomac and the GCL Nationals. **2014:** Earned South Atlantic League Player of the Week on June 23 (7-for-17, 2 2B, 2 HR, 6 RBI)...Entered the season rated as the 17th-best prospect in the Nationals' organization, according to *Baseball America*. **2013:** Led the GCL Nationals in doubles (13), RBI (28), walks (25), and OBP among qualified players (.402)...His .402 OBP was fifth-best in the GCL and his .292 batting average was ninth-best among Nationals farmhands...Named a GCL post-season All-Star. **HIGH SCHOOL:** Hit .507 (67-for-131) with nine HR, 39 RBI and 57 BB in 32 games for Leedey (OK) High School in 2013... Graduated from Leedey in three years...Signed a National Letter of Intent to play baseball at the University of Oklahoma...Took part in the USA Baseball U-18 National Team trials in the summer of 2012... Graduated in three years from Leedey (OK) High School before entering the 2013 First-Year Player Draft, becoming the first player to do so since Bryce Harper in 2010...Signed by Ed Gustafson.

YEAR	CLUB	AVG	G	AB	R	H	TB	2B	3B	HR	RBI	SH	SF	HP	BB	SO	SB	CS	OBP	SLG	OPS	E
2013	GCL Nationals	.292	49	168	24	49	65	13	0	1	28	0	0	6	25	44	2	4	.402	.387	.789	4
2014	Hagerstown	.269	115	431	45	116	178	26	3	10	73	0	0	5	42	121	2	2	.341	.413	.754	18
2015	Potomac	.249	111	377	47	94	135	19	2	6	47	1	3	6	39	110	2	1	.327	.358	.685	15
	GCL Nationals	.154	4	13	2	2	5	0	0	1	2	0	0	0	3	8	0	0	.313	.385	.698	1
2016	Potomac	.278	64	230	36	64	113	16	0	11	32	0	1	3	34	70	0	1	.377	.491	.868	4
	Harrisburg	.219	53	178	19	39	55	7	0	3	24	0	1	2	22	51	0	1	.310	.309	.619	10
2017	Harrisburg	.235	121	413	47	97	147	20	0	10	53	0	8	4	55	131	0	0	.325	.356	.681	14
MINORS TOTALS		.255	517	1810	220	461	698	101	5	42	259	1	13	26	220	535	6	9	.342	.386	.727	79

WILLIAMS, AUSTEN — RHP

OD AGE: 25 **HT:** 6-3 **WT:** 220 **BATS:** R **THROWS:** R **BORN:** 12/19/92 Fort Worth, TX **SCHOOL:** Texas State University

OBTAINED: Selected in the sixth round of the 2014 First-Year Player Draft.

CAREER NOTES: **2016:** Made a career-high 26 starts between Double-A Harrisburg and Single-A Potomac...Entered the season rated as the No. 19 prospect in Washington's system, per *Baseball America* and the No. 20 prospect, per MLB.com. **2015:** Went 12-8 with a 2.58 ERA in 25 starts across three levels of Washington's system...Ranked second in the organization in ERA (2.58) and wins (12) and his 106 strikeouts were good for fifth...His 2.10 ERA with Single-A Hagerstown ranked second in the South Atlantic League at the time of his promotion to Single-A Potomac on 7/10...His eight wins were tied for third...Was named a South Atlantic League mid-season All-Star...Made a spot start for Triple-A Syracuse on 6/4...Following the season, was rated by *Baseball America* as the No. 20 prospect in the Carolina League. **2014:** His four wins were second-most among Auburn pitchers. **COLLEGE:** Was named All-Sun Belt Conference Second Team after finishing third in the conference in strikeouts (96) and tied for third in wins (8)... Was 8-3 with a 3.65 ERA (40 ER/98.2 IP) in 15 starts for the Bobcats...Struck out 96 batters and hitters posted a .239 batting average against him...Signed by Tyler Witt.

YEAR	CLUB	W	L	ERA	G	GS	CG	SHO	SV	IP	H	R	ER	HR	HR	BB	SO	SO/9	WP	BK	BAA
2014	GCL Nationals	0	0	1.93	2	2	0	0	0	4.2	5	1	1	0	0	2	1	1.9	1	0	.263
	Auburn	4	3	4.66	9	9	0	0	0	38.2	42	24	20	2	2	8	26	6.1	7	0	.276
2015	Hagerstown	8	1	2.10	13	13	0	0	0	73.0	66	20	17	2	3	14	63	7.8	3	0	.243
	Syracuse	0	1	11.25	1	1	0	0	0	4.0	4	5	5	1	0	2	2	4.5	1	0	.250
	Potomac	4	6	2.59	11	11	0	0	0	62.2	51	26	18	2	1	17	41	5.9	2	0	.217
2016	Harrisburg	1	7	5.68	10	10	0	0	0	50.2	66	42	32	5	4	22	30	5.3	2	0	.313
	Potomac	4	6	5.32	16	16	2	0	0	89.2	113	57	53	8	4	26	48	4.8	7	1	.310
2017	Harrisburg	1	6	6.85	10	10	0	0	0	46.0	67	38	35	6	3	11	34	6.7	3	0	.340
	Potomac	2	5	4.17	9	9	0	0	0	45.1	54	22	21	2	1	11	42	8.3	7	0	.286
MINORS TOTALS		24	35	4.38	81	81	2	0	0	414.2	468	235	202	28	18	113	287	6.2	33	1	.283

WILLIAMSON, RYAN — LHP

OD AGE: 22 **HT:** 6-3 **WT:** 195 **BATS:** L **THROWS:** L **BORN:** 4/28/95 Cranford, NJ **SCHOOL:** North Carolina State University

OBTAINED: Selected in the 15th round of the 2016 First-Year Player Draft.

CAREER NOTES: **COLLEGE:** Went 7-2 with a 2.69 ERA in his junior year at NC State...Struck out 77 batters...Started seven games without a loss, going 6-0 with 1.77 ERA with 48 strikeouts and just 24 walks...Was originally selected by TEX in the 28th round of the 2013 First-Year Player Draft...Signed by Paul Faulk.

YEAR	CLUB	W	L	ERA	G	GS	CG	SHO	SV	IP	H	R	ER	HR	HR	BB	SO	SO/9	WP	BK	BAA
2016																					
2017																					

DID NOT PITCH / Injured

DID NOT PITCH / Injured



SCOUTING, RESEARCH & PLAYER DEVELOPMENT

WILSON, JACOB — INF

DD AGE: 27 **HT:** 5-11 **WT:** 205 **BATS:** R **THROWS:** R **BORN:** 7/29/90 Bartlett, TN **SCHOOL:** University of Memphis

OBTAINED: Selected in the Minor League phase of the 2017 Rule 5 Draft.

CAREER NOTES: 2017: Matched a career high with 129 games played. 2015: Was named an Organization All-Star by MiLB.com. 2014: Was named Texas League Player of the Week on 6/2. 2013: Earned Midwest League mid-season All-Star honors. 2012: Was named New York-Penn League Player of the Week on 8/20. **COLLEGE:** Was named 2012 Conference USA Player of the Year...Was originally drafted by STL in the 10th round of the 2012 First-Year Player Draft...Signed by Tim Osborne (STL)

YEAR	CLUB	AVG	G	AB	R	H	TB	2B	3B	HR	RBI	SH	SF	HP	BB	SO	SB	CS	OBP	SLG	OPS	E
2012	Batavia	.275	46	160	28	44	71	7	1	6	25	0	2	4	13	33	2	1	.341	.444	.785	4
2013	Peoria	.264	97	348	63	92	163	24	1	15	72	3	8	10	40	54	6	5	.350	.468	.818	6
	Palm Beach	.179	32	117	12	21	34	4	0	3	10	1	0	2	17	20	0	1	.294	.291	.585	4
2014	Palm Beach	.298	30	121	18	36	48	12	0	0	20	1	3	1	12	24	0	0	.358	.397	.755	4
	Springfield	.305	36	131	15	40	68	13	0	5	21	0	1	2	11	23	3	1	.366	.519	.885	3
2015	Springfield	.225	34	120	18	27	54	6	0	7	21	0	2	2	17	25	0	2	.326	.450	.776	5
	Memphis	.231	89	307	41	71	120	14	1	11	56	0	6	6	23	68	2	1	.292	.391	.683	12
2016	Memphis	.221	72	226	29	50	88	14	0	8	29	0	3	4	20	55	3	2	.292	.389	.681	10
	Springfield	.226	25	84	14	19	40	3	0	6	18	3	2	0	12	25	0	0	.316	.476	.792	1
2017	Springfield	.248	129	432	63	107	180	20	1	17	66	1	8	12	50	97	2	3	.337	.417	.754	11
MINORS TOTALS		.248	590	2046	301	507	866	117	4	78	338	9	35	43	215	424	18	16	.327	.423	.750	60

WISEMAN, RHETT — OF

DD AGE: 23 **HT:** 6-0 **WT:** 190 **BATS:** L **THROWS:** R **BORN:** 6/22/94 Old Hickory, TN **SCHOOL:** Vanderbilt (TN) University

OBTAINED: Selected in the third round of the 2015 First-Year Player Draft.

CAREER NOTES: 2017: Ranked second on the club with 13 home runs...Entered the season rated as the No. 22 prospect in Washington's system per MLB.com. 2016: Tied for fourth among Nationals Minor Leaguers with 13 home runs and his 75 RBI were good for third in the organization...Ranked among South Atlantic League hitters in RBI (5th, 75) and runs scored (T8th, 71)...Played for Team Israel in the 2016 World Baseball Classic qualifying round...Entered the season rated as the No. 21 prospect in the system, per *Baseball America* and the No. 23 prospect, per MLB.com. 2015: Led short-season Single-A Auburn in home runs (5), RBI (35) and ranked third on the club in hits (52)...Was named New York-Penn League Player of the Week on 7/20 (9-for-25, 2B, 2 HR, 7 RBI, 5 BB, 9 SO, 2 SB). **COLLEGE:** Hit .317 (.92-for-290) with 19 doubles, four triples, 15 home runs, 49 RBI, 40 walks, 12 stolen bases and 70 runs scored in 71 games for Vanderbilt in 2015...His .317 batting average ranked second on the club and his 15 home runs were tied for first...He was rated by *Baseball America* as the No. 88 prospect in the 2015 First-Year player Draft...During the regular season, ranked among SEC hitters in runs scored (2nd, 66), total bases (4th, 149), walks (T6th, 39), home runs (T6th, 14) slugging percentage (8th, .567), hits (9th, 83) and triples (10th, 4)...Was named to the 2014 College World Series All-Tournament team after hitting .308 and providing strong defense as Vanderbilt won the 2014 College World Series...Signed by Justin Bloxom.

YEAR	CLUB	AVG	G	AB	R	H	TB	2B	3B	HR	RBI	SH	SF	HP	BB	SO	SB	CS	OBP	SLG	OPS	E
2015	Auburn	.248	54	210	25	52	79	12	0	5	35	0	2	1	18	52	6	2	.307	.376	.683	4
2016	Hagerstown	.255	134	478	71	122	196	25	5	13	75	3	9	12	42	104	19	10	.325	.410	.735	3
2017	Potomac	.229	123	432	55	99	169	21	5	13	55	1	6	1	34	97	2	4	.283	.391	.674	2
MINORS TOTALS		.244	311	1120	151	273	444	58	10	31	165	4	17	14	94	253	27	16	.306	.396	.702	9

YEAN, EDDY — RHP

DD AGE: 16 **HT:** 6-1 **WT:** 180 **BATS:** R **THROWS:** R **BORN:** 6/25/01 Monte Plata, DOM

OBTAINED: Signed as a non-drafted free agent, July 2, 2017.

YEAR	CLUB	W	L	ERA	G	GS	CG	SHO	SV	IP	H	R	ER	HR	HB	BB	SO	SO/9	WP	BK	BAA
2017										DID NOT PITCH / Signed Late											

ZWETSCH, CONNOR — RHP

DD AGE: 22 **HT:** 6-5 **WT:** 228 **BATS:** R **THROWS:** R **BORN:** 5/6/95 Portland, OR

SCHOOL: University of Oregon

OBTAINED: Signed as a non-drafted free agent, July 27, 2017.

YEAR	CLUB	W	L	ERA	G	GS	CG	SHO	SV	IP	H	R	ER	HR	HB	BB	SO	SO/9	WP	BK	BAA
2017	GCL Nationals	1	1	0.79	10	0	0	0	3	11.1	9	2	1	0	0	0	6	4.8	2	0	.209
MINORS TOTALS		1	1	0.79	10	0	0	0	3	11.1	9	2	1	0	0	0	6	4.8	2	0	.209



MEDIA

W



MEDIA

WASHINGTON NATIONALS COMMUNICATIONS STAFF



JENNIFER GIGLIO

Vice President | Communications
 Office: 202.640.7701
 Cell: 202.302.6405
 Jennifer.Giglio@nationals.com



ELIZABETH ALEXANDER

Executive Director | Communications
 Office: 202.640.7710
 Cell: 312.316.8218
 Elizabeth.Alexander@nationals.com



KYLE BROSTOWITZ

Director | Communications
 Office: 202.640.7439
 Cell: 202.281.5136
 Kyle.Brostowitz@nationals.com



MELISSA STROZZA

Manager | Communications
 Office: 202.640.7417
 Cell: 850.238.1489
 Melissa.Strozza@nationals.com



CHRISTOPHER BROWNE

Manager | Communications
 Office: 202.640.7702
 Cell: 413.636.1336
 Christopher.Browne@nationals.com

CONTACT INFORMATION

Media wishing to contact the Washington Nationals' Communications office can call 202.640.7000. During games, you can reach the Communications staff in the press box at 202.640.7150.

MEDIA CREDENTIALS

Washington Nationals media credentials will be issued only to reporters or photographers working for accredited media organizations. Nationals season credentials only will be issued to those media outlets that cover at least 50 percent of Nationals home games. All credential requests must be made online at <https://credentials.mlb.com>. Please allow 24-hour notice for all daily credential requests. Under no circumstances are media credentials to be transferred from person to person. Violation of this policy will result in notification to the Major League office of the violation, dismissal of the media member from Nationals Park, and confiscation of the violator's media credential for the remainder of the season. Photographing and posting pictures of credentials on any social media outlet is strictly prohibited. Doing so may result in credentials being immediately revoked.

MEDIA WILL CALL / TV CREW CREDENTIALS

Media Will Call will continue to be located at the Home Plate Box Office at the Home Plate Gate, but media will now also be permitted to enter Nationals Park through the security entrance at the corner of 1st Street and N Street, SE. Media can continue to enter the park through the Media and Suites entrance on South Capitol Street as they have in the past, if desired. Media Will Call will open 4.5 hours prior to first pitch and will remain open through the end of the second inning. Credentials for members of the home/visiting/national broadcast production crews can be picked up at the Security Entrance located at the corner of First and N Streets. Daily credentials must be picked up prior to every game.

MEDIA PARKING

Due to construction around Nationals Park, the media lot located at the corner of Potomac Ave. and South Capitol St., SE no longer exists. Due to space limitations, the Nationals cannot offer daily parking passes. For parking options we recommend visiting www.ecolonial.com and using apps such as "Spot Hero" and "Parking Panda" to secure parking.

PRESS BOX

The Shirley Povich Media Center is located on the fourth level of Nationals Park and is accessible via the elevator bank in the Media and Suites Entrance. Seating assignment charts can be found posted throughout the press box. If you do not find your name or outlet, please utilize the "Visiting Media" seats, or contact the Nationals Communications staff. The broadcast booths are located on the fifth floor. A meal (\$10.00) and refreshments are available beginning approximately three hours prior to first pitch and through the end of the fifth inning. The visiting PR representative and visiting traveling secretary will have their meals comped at media dining.

NATIONALS CLUBHOUSE ACCESS

Pre-Game: Washington's clubhouse ill open 3.5 hours prior to first pitch for 7:05 p.m. and 4:05 p.m. games. Times for any other start times will be determined by the Nationals Communications staff the day prior and published on @NationalsPR, as well as on the information monitors in the press box.

Post-Game: Will open immediately following the manager's post-game availability in the Press Conference Room.

Only media with approved credentials have access to Nationals Park, the field, press box and clubhouses. Access is denoted on the credential. Cameras are allowed in the Nationals' home clubhouse, but may only be used to film stand-ups at lockers, with the camera shooting from the chest/shoulders up. **Absolutely no B-roll is to be taken in the clubhouse.** Media members are not permitted to: sit on the furniture (couches/locker chairs), store any bags or equipment in the clubhouse, go beyond any sign that reads "No Media Beyond This Point," or take photos of any kind with a cell phone or formal still camera.

Cell phone use is not permitted in the clubhouse. If you need to make a call, send a text/e-mail/tweet, etc., you must exit the clubhouse. The use of cell phones to take photos or video is prohibited. Any person found taking still photos or video with their cell phone will be removed from the clubhouse and their credential may be revoked.

NATIONALS PARK ACCESS

Absolutely no filming of any kind is allowed from inside Nationals Park while the game is being played. Any outlet found to be filming inside of Nationals Park during the game risks having their season credentials revoked and the violation will be reported to our local and national rights holders, as well as Major League Baseball. Media is never permitted in the Norfolk Southern Club, PNC Diamond Club & Lounge or Delta Sky 360 Lounge without a Communications staff escort.

Prior to the game, members of the media are strictly prohibited from entering the seating bowl or concourse to film or photograph without permission, as well as an escort, from a member of the Communications Department.



NATIONALS ON TELEVISION

MASN

The television home of the Washington Nationals, MASN is an independent regional sports network that televises every available Nationals game. Owned by the Nationals and the Baltimore Orioles, the network gives fans exclusive access to action on the field and inside the game. For the eighth consecutive year, Bob Carpenter and F.P. Santangelo will return to the broadcast booth to provide fans play-by-play and color analysis during MASN's Nationals telecasts. For the fifth straight season, they will be joined by Dan Kolko on the sideline.

Before every game, MASN televises the Nationals' exclusive pregame show, NatsXtra, during which hosts Johnny Holliday and Ray Knight offer engaging insight and analysis about the upcoming match-up. After each game, MASN televises the NatsXtra postgame show, featuring game highlights, player interviews and the manager's press conference.

All of MASN's cable, satellite and fiber optic distributors carry MASN and MASN2 on a consistent channel throughout the season and most providers also carry MASN HD and MASN2 HD. Visit www.masnports.com for local listings.

MASN's television territory covers all or parts of six states and the District of Columbia, from Harrisburg, PA., to Charlotte, N.C., including Maryland, Delaware, Virginia and West Virginia. The network is carried by most cable and satellite providers in the mid-Atlantic region. For more information, visit www.masnports.com.



BOB CARPENTER

Bob Carpenter enters his 13th season with MASN and the Nationals, and his 35th in Major League Baseball. Carpenter came to Washington in 2006 after 10 years on TV and radio with the St. Louis Cardinals and 16 seasons of MLB on ESPN. During the spring of 2017, Carpenter retired from calling college basketball games after 40 years, the last 15 with the University of Oklahoma, and many with ESPN and USA Network. He was inducted into the Oklahoma Broadcasters Association Hall Of Fame in March 2017. A St. Louis native, Carpenter's MLB debut came in 1984 with Cardinals baseball on Sportstime Cable Network, and he returned in 1995 on KPLR-TV and KMOX Radio. Carpenter was nominated for four St. Louis/Mid-America Emmys, winning twice (1996 and 1997), and a National Capital/Chesapeake Bay Emmy in 2008 for his Nationals play-by-play. Carpenter was also named co-D.C. Sportscaster of the Year in 2014 by the National Sportscasters and Sportswriters Association. Carpenter appeared on TV in the 1980s and 1990s, calling MLB games with Texas, New York (NL) and Minnesota. He announced MLB, college basketball and college football

during 18 seasons of play-by-play with ESPN from 1988-2005, and, as a reporter, was in Denver and Phoenix for two MLB Expansion Drafts. While broadcasting MLB games with ESPN, one of his analysts was current MASN studio host Ray Knight. Carpenter has broadcast baseball playoffs, five Triple-A All-Star Games, NCAA/NIT Basketball Tournaments and College Football bowl games. His studio work includes College Gameday and College Football Scoreboard shows. Carpenter announced the 2005 NCAA Basketball Final Four in his hometown of St. Louis for NCAA International TV, one of the seven NCAA tournaments he has called. Before joining ESPN, Carpenter handled a variety of sports for USA Network, including pro soccer, college basketball and football, PGA Golf (including The Masters) and professional tennis (including the U.S. Open). Carpenter announced numerous soccer matches at RFK Stadium, starting as the TV voice of Team America in 1983, and worked several matches in D.C. during the 1994 World Cup. After earning a Radio-TV-Film degree with honors from the University of Missouri-Kansas City in 1975, Carpenter began his broadcasting career in 1976 on radio baseball play-by-play with the Tulsa Oilers. Carpenter and his wife of 38 years, Debbie, have two daughters and a son-in-law: Katie, Ryan and Allison.



F.P. SANTANGELO

F.P. Santangelo returns for his eighth season broadcasting Nationals games on MASN, working alongside play-by-play veteran Bob Carpenter. Prior to joining MASN in 2011, Santangelo earned broadcast experience announcing San Francisco Giants games on CSN Bay Area and the Giants Radio Network, as well as hosting radio talk shows on San Francisco's KNBR-680 AM and Sacramento's KHTK-1140 AM. Santangelo played parts of seven seasons in the Major Leagues with the Montreal Expos, Giants, Los Angeles Dodgers and Oakland A's during his 14-year professional career. He batted .245 with 87 doubles, 14 triples, 21 homers, 162 RBI and 37 stolen bases in 665 MLB games and appeared in one postseason, with Oakland in 2001. Primarily an outfielder, Santangelo played six different positions during his career and played under former Nationals managers Davey Johnson in 2000 (LAD) and Dusty Baker in 1999 (SFG). He was selected by the Expos in the 20th round of the 1989 First-Year Player Draft, and finished fourth in the 1996 NL Rookie of the Year voting. Santangelo, who is a father of two: FP Jr. (22) and Summer (20), played collegiately at Sacramento City College and the University of Miami, after graduating from Oak Ridge High School in El Dorado Hills, Calif.



DAN KOLKO

Dan Kolko returns for his fifth season as the on-field reporter for Nationals broadcasts on MASN. In total, this will be his seventh season covering the team for the network; he served as the Nationals beat writer for MASNports.com from 2012-14, and also could be seen as a fill-in analyst on MASN's Nats Xtra pre- and post-game shows. In 2017, he launched a Nationals podcast, "Between Innings with Dan Kolko," featuring in-depth interviews with players and coaches, and stories designed to give Nationals fans a behind-the-scenes look into their favorite team and how a TV broadcast comes together. Kolko is also a contributor to MLB Network as a Nationals correspondent, and he earned experience working in television commercials when he served as the "host" in Toyota's 2013 regional commercial spots involving Bryce Harper and Stephen Strasburg. Kolko previously covered the Baltimore Ravens for MASN from 2008-11, writing for the network's website and providing on-air analysis for the Mid-Atlantic Sports Report. Prior to joining MASN, Kolko worked with Comcast SportsNet in a production role. A native of Silver Spring, Md., Kolko earned his Bachelor of Arts in Communication from the University of Delaware.



MEDIA

NATIONALS ON THE RADIO

106.7 "THE FAN"

For the eighth consecutive season, 106.7 The Fan will serve as the official flagship radio station for Washington Nationals baseball. CBS RADIO owns and operates 106.7 The Fan, which broadcasts select Nationals Spring Training games, as well as all regular season and potential Postseason games. Charlie Slowses and Dave Jageler are back in the booth once again, marking their 13th consecutive season together as the Nationals' radio broadcast team. Slowses has been with the Nationals since the club's inaugural campaign in 2005, while Jageler joined him behind the mic in 2006.

As part of their agreement, 106.7 The Fan will broadcast a variety of Nationals-related programs, including daily reports from Spring Training, pre- and post-game shows.

The station will also operate a studio set at Nationals Park for pre- and post-game coverage, as well as special live broadcasts of its local sports talk shows. 106.7 The Fan broadcasts an exciting lineup of local sports talk shows including The Sports Junkies, The Grant & Danny Show, and the Chad Dukes vs. The World show.



CHARLIE SLOWSES

An original play-by-play voice of the Nationals, Charlie Slowses joined the Nationals Feb. 24, 2005, in time for their inaugural spring training broadcasts. Calling the first pitch in club history and many other historic firsts that season, Slowses' trademark tag lines, "Bang Zoom go the Fireworks," and "A Curly W" is in the books," after Nationals victories soon became part of the Beltway baseball lexicon. The 2018 season marks Slowses' 14th with the Nationals, his 21st consecutive year calling Major League Baseball, and 26th overall. He enters the campaign having called 3,285 MLB regular-season and Postseason games, including 2,122 with the Nationals. Several moments in 2005 rank in Slowses' top Nationals highlights, along with Jayson Werth's memorable walk-off home run in Game 4 of the 2012 National League Division series. Calling Max Scherzer's 20-strikeout game, three no-hitters in just over a calendar year -- thrown by Jordan Zimmermann (Sept. 28, 2014) and Scherzer (June 20 & Oct. 3, 2015) -- and Bryce Harper's three-homer game in 2015 are also among Slowses' career highlights. Baseball's return to the nation's capital in 2005 also marked a return to Washington for Slowses, named the radio voice of the NBA's Washington Bullets in 1986 at just 25 years of age. Slowses called Bullets

games through the 1996-97 season, including two years of radio/TV simulcasts. The eleven-year run was then a franchise record, eclipsed by Slowses' successor and current Wizards' voice, Dave Johnson. Slowses made the switch to Major League Baseball full-time in 1998 as an original radio voice of the Tampa Bay Rays, calling their first seven seasons. Slowses had previously called games for the New York Mets (1988 & 1991) on WFAN-AM, the Baltimore Orioles (1989-90) on WBAL-AM, and on the network level for NBC-TV and CBS Radio. Slowses also called Triple-A baseball for the Tidewater Tides on radio and TV in 1986, 1988, 1991 and 1992. Slowses is among the ever-growing list (starting with legendary Ford Frick Award winner and Hall of Famer Vin Scully) to have entered sports broadcasting after graduating from Fordham University in his native New York City, and having honed his skills on Fordham's 50,000-watt blowtorch, WFUV 90.7 FM. Slowses' first career break came not long after graduation, early in 1984 at KMOX Radio in St. Louis, where for three years he was exposed to the likes of Ford Frick Award winners, the late Jack Buck, and broadcasting great Bob Costas. In three years in St. Louis, Slowses was involved in broadcasts of St. Louis Cardinals baseball, St. Louis Cardinals football, St. Louis Blues hockey and play-by-play of St. Louis University basketball. In three plus decades as a play-by-play broadcaster, Slowses has also called boxing for ESPN, MISL soccer for the New York Arrows (1983) and college basketball at the University of South Florida. During the Nationals' 2012 NL East Division Championship chase, Slowses joined MLB Network's afternoon show, "The Rundown," and will again report for the TV network in 2018. This past February, Slowses called play-by-play for his third Washington pro sports team when he stepped in for John Walton to fill-in on Washington Capitals radio while Walton was calling hockey at the Winter Olympics. Slowses' family -- Charlie, his wife, Tina, and sons, Jim (24), and Alex (20) -- splits its time between homes in Palm Harbor, FL and Alexandria, VA.



DAVE JAGELER

Dave Jageler enters his 13th season with the Nationals after spending the 2005 campaign as the radio and TV voice of the Pawtucket Red Sox of the Triple-A International League. Jageler joined Gary Cohen, Don Orsillo, Dave Flemming and Andy Freed as Pawtucket products who've graduated to the Major Leagues in recent years. Prior to joining Pawtucket, Jageler worked in Boston co-hosting an afternoon talk show and serving in various capacities with the Boston Celtics radio network, including fill-in play-by-play. Jageler spent six years in Charlotte as the voice of UNC-Charlotte basketball and co-hosting a morning drive talk show. While in Charlotte, he built his baseball resume with the Triple-A Charlotte Knights in the 1995, 1996 and 2001 seasons doing play-by-play. Jageler's voice was also heard in D.C., as he served as a host on the Virginia Tech Sports Network during the 1993-94 basketball season. He has also served as the studio host for Westwood One's NHL Game of the Week, the Florida State and Texas Longhorns football networks and has done fill-in play-by-play for both the Seminole and Longhorns. The Windsor, CT, native is a graduate of Syracuse University's S.I. Newhouse School of Public Communications, where he began his play-by-play career broadcasting Syracuse football

and basketball games on WAER, and baseball for the Triple-A Syracuse Chiefs on Time Warner Cable and the Empire Sports Network. Jageler and his wife, Jennifer, have two children, Jared (18) and Sarah (14).

NETWORK

In addition to their flagship station WJFK 106.7-FM/WJFK 1580-AM, the Nationals Radio Network will broadcast portions of Washington's 2018 Spring Training and regular-season schedule to five states and The District of Columbia on the following stations:

Washington D.C.	Virginia	West Virginia
Washington D.C. WFED 1500-AM	Charlottesville, VA WCHV 107.5 FM	Martinsburg, WV WRNR 106.5 FM / 740 AM
Washington D.C. 94.7 FM-HD3	Front Royal, VA WFTR 1450 AM	
Maryland	Harrisonburg, VA/Waynesboro, VA WKCY 1300 AM/ WKCI 970 AM	North Carolina
Cumberland, MD WCMD 1230 AM / 102.1 FM	Lynchburg, VA WBGR 105.1 FM / 106.7 FM / 1050 AM	Greenville, NC WECU 1570 AM
	Martinsville, VA WMVA 1450 AM	Nags Head, NC WOBX 98.1 FM
	Norfolk, VA WTAR 850 AM	New Bern, NC WNOS 1450 AM

WASHINGTON-BALTIMORE CHAPTER OF BBWAA

PRESIDENT

Mark Zuckerman (2001, MASNSports.com)

VICE PRESIDENT

Eduardo Encina (2006, Baltimore Sun)

Associated Press

David Ginsburg (1994), Howard Fendrich (2005), Steve Whyno (2016)

BaltimoreBaseball.com

Dan Connolly (2001)

Baltimore Sun

Peter Schmuck (1980), Eduardo Encina (2006), Jon Meoli (2016)
Josh Land (2016)

Carroll County Times

Pat Stoetzer (2013)

ESPN.com

Tim Kurkjian (1981), Jerry Crasnick (1988), Eddie Matz (2016)

The Athletic

Ken Rosenthal (1987)

The Guardian

Les Carpenter (1997)

MASNSports.com

Mel Antonen (1988), Roch Kubatko (1997), Byron Kerr (2016),
Steve Melewski (2016), Mark Zuckerman (2001)

MLB.com

Jamal Collier (2016), Brittany Ghiroli (2016), Bill Ladson (2016)

PressBoxOnline.com

Rich Dubroff (2013)

USA Today

Peter Barzilai (2006), Scott Boeck (2013), Steve Gardner (2011),
Gabe Lacques (2003)

Washington Post

Thomas Boswell (1978), John Feinstein (1993), Dave Sheinin (1998),
Jerry Brewer (2007), Adam Kilgore (2010), Barry Surluga (2013),
Chelsea Janes (2015), Jorge Castillo (2017)

Washington Times

Thom Loverro (1993), Todd Dybas (2013)

Honorary Members

Paul Attner, John Eisenberg, William Gildea, Jim Henneman, Dave Hughes,
Mark Hyman, Dave Kindred, Tony Kornheiser, Bob Maisel, Ken Nigro,
George Solomon, David Steele, Bill Tanton, Joseph White, Paul White

LOCAL WASHINGTON TELEVISION OUTLETS

NBC SPORTS WASHINGTON

Matt Doolin

ESPN

Tim Kurkjian

WRC-4 (NBC)

Heather McDonough, Sherree Burruss

WTTG-5 (FOX)

Brody Logan

WJLA-7 (ABC)

Keith Abernethy, Scott Abraham, Robert Burton, Erin Hawksworth

WUSA 9 (CBS)

Thomas Hunsicker, Darren Haynes, Frank Hanrahan

LOCAL WASHINGTON RADIO STATIONS

106.7 The Fan

Chris Kinard, The Sports Junkies (Eric Bickel, John Auville, JP Flaim, Jason Bishop), Grant Paulsen, Danny Rouhier, Byron Kerr, Matt Cahill, Brendan Darr, Craig Heist, Bill Rohland, Pete Medhurst, Thom Loverro, Andy Pollin.

ESPN 980-AM

Chris Johnson, Al Galdi, Chris Cooley, Kevin Sheehan, Bram Weinstein,
Steve Czaban, Rick "Doc" Walker, Brian Mitchell, Scott Jackson, Scott Linn.

WTOP 103.5 FM

Dave Preston, George Wallace, Jonathan Warner

MEDIA AWARD WINNERS

Three Washington Nationals players were honored by the Washington, D.C. media with a 2017 end-of-season award, the second year since baseball returned to the District in which balloting for such awards was conducted.

Third baseman **Anthony Rendon** was voted the **2017 Nationals Player of the Year**. Continued his ascent as one of the top all-around players in Major League Baseball, finishing sixth in the National League MVP voting. He set career marks in nearly every offensive category while playing Gold Glove caliber defense. Rendon ranked in the National League in doubles (4th, 41), AVG w/RISP (4th, .375), on-base percentage (6th, .403), OPS (9th, .937) and slugging percentage (13th, .533).

Right-handed pitcher **Max Scherzer** was voted the **2017 Pitcher of the Year** for the second straight season, in addition to earning his second straight National League Cy Young Award. He led the National League in a majority of the significant pitching categories including Strikeouts (268), WHIP (0.90), Opp. AVG (.178), Opp. OPS (.566), and hits per 9.0 IP (5.65).

First baseman **Ryan Zimmerman** earned his second straight **'Good Guy Award'** for his always-professional dealings with members of the media, and for representing the Nationals organization with class both on and off the field. On the field, he put up career numbers in his 13th season, en route to being named a National League All-Star starter and the National League Comeback Player of the Year in 2017.

Past Winners

2016 - Daniel Murphy (Player of the Year), Max Scherzer (Pitcher of the Year), Ryan Zimmerman (Good Guy Award)

NATS NEWS

To follow the Nationals Baseball Media Relations Department on Twitter, visit our MEDIA-ONLY account:

@NationalsPR

For access to up-to-the-minute notes, stats, news and the Nationals' 2018 Media Guide online, visit:

nationalspressbox.com

MEDIA



NOTES



LEGENDARY LAGER FOR LEGENDARY MOMENTS.



WASHINGTON NATIONALS 2018 SCHEDULE

MARCH/APRIL

SUN	MON	TUE	WED	THU	FRI	SAT
25	26	27 MIN 4:05 PM	28	29 CIN 4:10 PM	30	31 CIN 2:10 PM
1 CIN 4:10 PM	2 ATL 7:35 PM	3 ATL 7:35 PM	4 ATL 12:10 PM	5 NYM 1:05 PM	6	7 NYM 1:05 PM
8 NYM 8:00 PM	9 ATL 7:05 PM	10 ATL 7:05 PM	11 ATL 7:05 PM	12 COL 7:05 PM	13 COL 7:05 PM	14 COL 7:05 PM
15 COL 1:35 PM	16 NYM 7:10 PM	17 NYM 7:10 PM	18 NYM 7:10 PM	19	20 LAD 10:10 PM	21 LAD 9:10 PM
22 LAD 1:35 PM	23 SF 8:15 PM	24 SF 10:15 PM	25 SF 3:45 PM	26	27 ARI 7:05 PM	28 ARI 4:05 PM
29 ARI 1:35 PM	30 PIT 7:05 PM					

MAY

SUN	MON	TUE	WED	THU	FRI	SAT
		1 PIT 7:05 PM	2 PIT 7:05 PM	3 PIT 1:05 PM	4 PHI 7:05 PM	5 PHI 4:05 PM
6 PHI 1:35 PM	7 SD 10:10 PM	8 SD 10:10 PM	9 SD 9:10 PM	10 ARI 9:40 PM	11 ARI 9:40 PM	12 ARI 4:05 PM
13 ARI 8:00 PM	14	15 NYM 7:05 PM	16 NYM 7:05 PM	17	18 LAD 7:05 PM	19 LAD 7:05 PM
20 LAD 1:35 PM	21 SD 7:05 PM	22 SD 7:05 PM	23 SD 7:05 PM	24	25 MIA 7:10 PM	26 MIA 4:10 PM
27 MIA 1:10 PM	28 BAL 1:05 PM	29 BAL 7:05 PM	30 BAL 7:05 PM	31 ATL 7:35 PM		

JUNE

SUN	MON	TUE	WED	THU	FRI	SAT
				1 ATL 7:35 PM	2 ATL 4:10 PM	
3 ATL 1:35 PM	4	5 TB 7:05 PM	6 TB 1:05 PM	7	8 SF 7:05 PM	9 SF 12:05 PM
10 SF 4:05 PM	11	12 NYM 7:05 PM	13 NYM 7:05 PM	14	15 TOR 7:07 PM	16 TOR 4:05 PM
17 TOR 1:07 PM	18	19 BAL 7:05 PM	20 BAL 7:05 PM	21 BAL 7:05 PM	22 PHI 7:05 PM	23 PHI 4:05 PM
24 PHI 1:35 PM	25 TB 7:10 PM	26 TB 12:10 PM	27	28 PHI 7:05 PM	29 PHI 7:05 PM	30 PHI 6:05 PM

JULY

SUN	MON	TUE	WED	THU	FRI	SAT
1 PHI 7:05 PM	2 BOS 7:05 PM	3 BOS 6:05 PM	4 BOS 11:05 AM	5 MIA 7:10 PM	6 MIA 7:10 PM	7 MIA 7:10 PM
8 MIA 1:35 PM	9 PIT 7:05 PM	10 PIT 7:05 PM	11 PIT 12:35 PM	12 NYM 7:10 PM	13 NYM 7:10 PM	14 NYM 4:10 PM
15 NYM 1:10 PM	16	17	18	19 ALL-STAR BREAK		20 ATL 7:05 PM
21 ATL 7:05 PM	22 ATL 1:35 PM	23 MIL 8:10 PM	24 MIL 8:10 PM	25 MIL 2:10 PM	26 MIA 7:10 PM	27 MIA 7:10 PM
28 MIA 7:10 PM	29 PHI 1:10 PM	30	31 NYM 7:05 PM			

AUGUST

SUN	MON	TUE	WED	THU	FRI	SAT
			1 NYM 12:05 PM	2 CIN 7:05 PM	3 CIN 7:05 PM	4 CIN 7:05 PM
5 CIN 1:35 PM	6	7 ATL 7:05 PM	8 ATL 7:05 PM	9 ATL 1:05 PM	10 CHC 2:20 PM	11 CHC 4:05 PM
12 CHC TBD	13 STL 8:10 PM	14 STL 8:15 PM	15 STL 8:15 PM	16 STL 7:15 PM	17 MIA 7:05 PM	18 MIA 7:05 PM
19 MIA 1:35 PM	20	21 PHI 7:05 PM	22 PHI 7:05 PM	23 PHI 1:05 PM	24 NYM 7:10 PM	25 NYM 4:05 PM
26 NYM 1:10 PM	27 PHI 7:05 PM	28 PHI 7:05 PM	29 PHI 7:05 PM	30	31 MIL 7:05 PM	

SEPTEMBER

SUN	MON	TUE	WED	THU	FRI	SAT
						1 MIL 7:05 PM
2 MIL 1:35 PM	3 STL 1:05 PM	4 STL 7:05 PM	5 STL 7:05 PM	6 CHC 7:05 PM	7 CHC 7:05 PM	8 CHC 7:05 PM
9 CHC 1:35 PM	10 PHI 7:05 PM	11 PHI 7:05 PM	12 PHI 7:05 PM	13	14 ATL 7:35 PM	15 ATL 7:10 PM
16 ATL 1:35 PM	17 MIA 7:10 PM	18 MIA 7:10 PM	19	20 NYM 7:05 PM	21 NYM 7:05 PM	22 NYM 4:05 PM
23 NYM 1:35 PM	24 MIA 7:05 PM	25 MIA 7:05 PM	26 MIA 4:05 PM	27	28 COL 8:10 PM	29 COL 8:10 PM
30 COL 3:10 PM						

HOME

AWAY

EXHIBITION GAME

● Dream Foundation 50/50 Raffle - nationals.com/5050



2018 PROMOTIONS

APRIL

- 4.5 2018 Schedule T-Shirt²⁵ — GEICO
- 4.8 Pups in the Park — Budweiser
- 4.12 Patriotic Series: Military Appreciation Day* — SAIC
- 4.13 Sean Doolittle Bobblehead²⁵ — M&M's
- 4.14 Washington Nationals Dream Foundation Day
- 4.15 Jackie Robinson & Black Heritage Day
- 4.27 K Street #1
- 4.28 Teacher Appreciation Day
- 4.29 Screech's Birthday/Kids Opening Day Kids Fidget Spinner¹⁰ — Potomac Nationals (Ages 12 & under)
- Youth Baseball & Softball Day — Inova Children's Hospital
- Pups in the Park — Budweiser

MAY

- 5.1 U.S. Navy Day
- 5.2 Nationals Tote Bag²⁵ — Kaiser Permanente
- 5.4 Max Scherzer Cy Young Bobblehead²⁵ — PNC Bank
- 5.5 STAR WARS[™] Day with Stance Socks Giveaway¹⁰
- 5.18 K Street #2 College Day: Virginia Commonwealth University
- 5.19 Decade Night: '60s — Budweiser
- Pups in the Park — Budweiser
- 5.20 Kids Superhero Cape¹⁰ — Harris Teeter (Ages 12 & under)
- Youth Baseball & Softball Day — Inova Children's Hospital
- 5.22 Patriotic Series: Women in the Military Day — SAIC
- 5.23 Seniors Stroll the Bases — Kaiser Permanente

JUNE

- 6.5 Night OUT
- 6.6 All-Star Game Tote Bag²⁵ — MLB Network
- 6.8 Ryan Zimmerman "Ryanissance" Bobblehead²⁵ — Delta Air Lines
- Big Ten Night
- 6.10 U.S. Army Day
- Yoga in the Outfield — Kaiser Permanente
- 6.19-21 Beltway Series vs. Orioles — Inova
- 6.21 College Day: University of Maryland
- 6.22 K Street #3 Ladies Night: Bottle Stopper Giveaway
- 6.23 Decade Night: '70s — Budweiser
- Pups in the Park — Budweiser
- College Day: University of Virginia
- 6.24 Kids Max Scherzer Eye Patch¹⁰ — Harris Teeter (Ages 12 & under)
- College Day: Georgetown University

JULY

- 7.2 Nationals Youth Baseball Academy Day
- 7.3 Postgame Freedom Fireworks — Associated Builders & Contractors, Inc.
- 7.4 Patriotic Series: Independence Day — SAIC
- 7.6 Bryce Harper Patriotic Bobblehead²⁵ — SAIC
- 7.20 K Street #4 Margaritaville[®] Night
- 7.21 Decade Night: '80s — Budweiser
- College Day: James Madison University
- 7.22 Kids Batting Helmet¹⁰ — Harris Teeter (Ages 12 & under)
- 7.31 U.S. Marine Corps Day
- Teacher Appreciation Day

AUGUST

- 8.2 Decade Night: '90s — Budweiser
- 8.3 Anthony Rendon Bobblehead²⁵ — PNC Bank
- College Day: Virginia Tech
- 8.4 U.S. Coast Guard Day
- 8.5 Seniors Stroll the Bases — Kaiser Permanente
- 8.7 College Day: William & Mary
- 8.17 Hawaiian Shirt²⁰ — MASN
- 8.18 Game of Thrones[®] Night with Player Figurine¹⁰
- 8.19 Kids Night Light¹⁰ — Harris Teeter (Ages 12 & under)
- Jewish Community Day
- Yoga in the Outfield — Kaiser Permanente
- 8.31 Trucker Cap²⁵ — Budweiser (Ages 21+)
- K Street #5

SEPTEMBER

- 9.1 Decade Night: 2000s — Budweiser
- 9.2 Kids Pajama Set¹⁰ — Harris Teeter (Ages 12 & under)
- 9.5 Roberto Clemente & Hispanic Heritage Day
- 9.6 College Day: George Washington University
- 9.7 K Street #6 College Day: George Mason University
- Pups in the Park — Budweiser
- 9.8 Taste of the World: International Food Festival with Nationals Apron Giveaway
- 9.9 Patriotic Series: Heroes Day — SAIC
- 9.20 U.S. Air Force Day
- 9.21 Oktoberfest Stein²⁰ (Ages 21+)
- Teacher Appreciation Day
- 9.22 Faith Day
- 9.23 Halfway to St. Patrick's Day
- College Day: Howard University
- Pups in the Park — Budweiser

²⁵ First 10,000 fans ¹⁵ First 15,000 fans ²⁰ First 20,000 fans ²⁵ First 25,000 fans * Complimentary tickets for active duty, dependent, reservist or veterans with military ID or proof of service. Schedule subject to change. All times ET. For the most current schedule and promotions, visit nationals.com/Schedule. All promotions and events are subject to change without notice. One promotional item per person per ticket, based on availability. Some promotions require the purchase of a special ticket. Visit nationals.com/Promotions for full details.