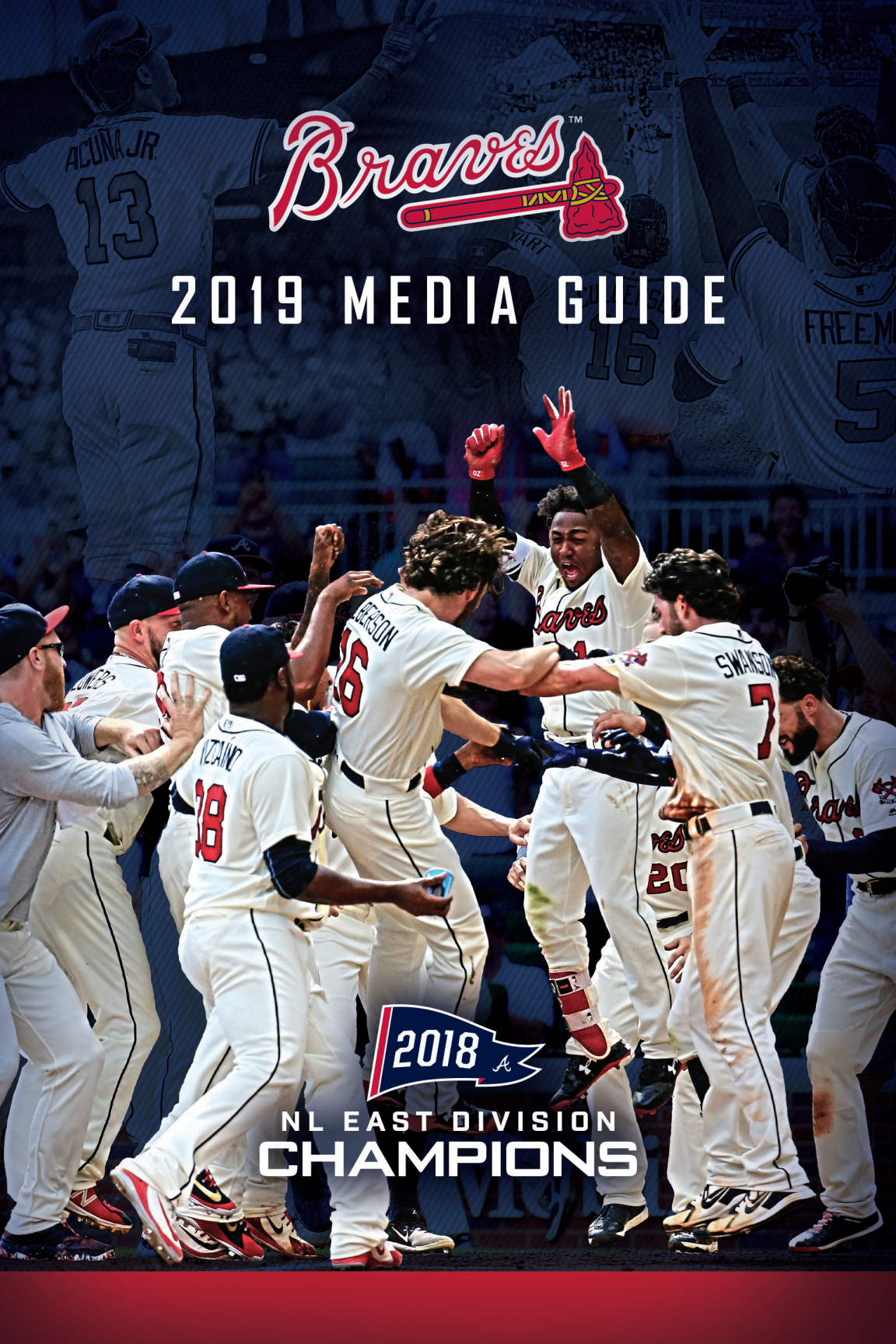




2019 MEDIA GUIDE



NL EAST DIVISION
CHAMPIONS

2018 AWARD WINNERS



GOLD GLOVES

ENDER INCIARTE
FREDDIE FREEMAN
NICK MARKAKIS



BBWAA MANAGER

OF THE YEAR

BRIAN SNITKER



COMEBACK

PLAYER

OF THE YEAR

Jonny Venters





**WILSON DEFENSIVE
PLAYER OF THE YEAR**

FREDDIE FREEMAN



ROOKIE OF THE YEAR
RONALD ACUÑA JR.



SILVER SLUGGER
NICK MARKAKIS



ALL STARS

MIKE FOLTYNEWICZ
FREDDIE FREEMAN
NICK MARKAKIS
OZZIE ALBIES




TABLE OF CONTENTS

SunTrust Park	6-7
Braves in the Community.....	8-13
Front Office Directory	14-16

FRONT OFFICE

FRONT OFFICE EXECUTIVES

Terry McGuirk	18
Henry Aaron	21-22
Derek Schiller	23
Mike Plant	24
Alex Anthopoulos	25
Perry Minasian	26
Bobby Cox	27
Greg Heller	28
Chip Moore	29
Jill Robinson	30
Bill Bartholomay	31
John Schuerholz	32

BASEBALL OPERATIONS

Baseball Ops Directory.....	34-35
Baseball Operations Staff	36-42

MANAGER & STAFF

Brian Snitker	44-45
Sal Fasano	46-47
Rick Kranitz	48
Marty Reed	49
Kevin Seitzer	50-51
Ron Washington	52-53
Walt Weiss	54-55
Eric Young Sr.	56-57
José Castro	58
Jimmy Leo	59
Tomás Pérez	59
José Yépez	59
Medical Staff	60-61
Performance Staff	62-63
Clubhouse Staff	64-66
Grounds Crew	66

2019 PLAYER BIOS

2019 40-Man Roster	68
Non-Roster Invitees.....	69
Player Bios	70-233

2018 SEASON REVIEW

Final Standings	236
Day-by-day	237-239
Final Statistics	240-241
Transactions	242-245
Year-End Notes	246-254

PLAYER DEVELOPMENT & SCOUTING

Staff Directory	256
Field Staff	257-262
Braves Award Winners.....	263
Affiliates	264-266

MINOR LEAGUE

2017 Standings.....	256
Schedules.....	268-270
Roster.....	271
Register.....	272-315
Pitching Leaders	316
Batting Leaders	317

SCOUTING

Scouting Staff	318-319
No. 1 Draft Picks	320

BRAVES HISTORY

All-Star Selectees	371
Atlanta-Fulton County Stad.	416

ATTENDANCE

Detailed Attendance Highs....	415
Records	414
Year-by-Year Attendance....	413
Award Winners.....	368-370
Batting Feats.....	380
Batting - Yearly Team Totals ...	381

BATTING RECORDS

Atlanta Career Top 10	382
Franchise Career Top 10	383
Atlanta Season Top 10	384
Franchise Season Top 10	385
Clinch Dates	325

CLUB RECORDS

Atlanta (Since 1966)	390-395
Franchise Records.....	396-403

DIVISION SERIES

Recaps	339-348
Doubleheader History	407

FIELDING

Individual Leaders	389
Yearly Team Totals.....	388

HALL OF FAME

Braves in Cooperstown	349
Braves HOF Inductees.....	350

HOME RUNS

From Both Sides of Plate	386
Inside-Park.....	386
Misc. Leaders.....	387
Last Time It Happened.....	423

LEAGUE CHAMPIONSHIP SERIES

Recaps	333-339
--------------	---------

OPENING DAY

Lineups	420-421
Records/Starts	422
Results	418-419
Pennant Winners	325
Pitching Feats.....	372-373
Pitching Year-by-Year.....	378-379

2019 ATLANTA BRAVES MEDIA GUIDE

The 2019 Atlanta Braves Media Guide was produced by the Braves Baseball Communications Department, under the direction of Beth Marshall. Primary contributors were Jared Burleyson, Franco García, Jonathan Kerber and Adrienne Midgley, with editorial assistance by Tom Schott and Kara Zoellner. Cover design by Braves Creative Director Insung Kim.

Interior photos by: Kevin Liles, Pouya Dianat, Patrick Duffy, Logan Riely, Isaac Green, Gene Fruth, Tony Firriolo, Sean Kernan, Milo Stewart Jr. & Gene Fruth (National Baseball Hall of Fame), Kyle Christy, Tom DiPace, Chris Hamilton, Edward M. Pio Roda, Tom Priddy, Mississippi Braves, Rome Braves, Paul O'Mara, Joe Sebo, Bill Setliff, J. Stoll, Miles Kennedy, Turner Image Management, Getty Images, ESPN Wide World of Sports, and Topps.

Statistical information used in the guide courtesy of the Elias Sports Bureau, MLB Information System, STATS LLC, and David Vincent (SABR).

Copyright 2019 Atlanta National League Baseball Club, Inc. All rights reserved. Reproduction of the Braves Media Guide in whole or part without the permission of the Atlanta National League Baseball Club, Inc. is strictly prohibited. All information is as of February 10, 2019.

braves.com bravesbeisbol.com [Twitter: @braves](https://twitter.com/braves) [Instagram: @braves](https://www.instagram.com/braves) [Facebook.com/braves](https://www.facebook.com/braves)

PITCHING RECORDS

Atlanta Career Top 10 374
 Franchise Career Top 10 375
 Atlanta Season Top 10 376
 Franchise Season Top 10.....377
 Retired Numbers351
 Hank Aaron..... 352-353
 Bobby Cox 354-355
 Tom Glavine 356-357
 Chipper Jones..... 358-359
 Greg Maddux..... 360-361
 Eddie Mathews 362
 Dale Murphy 363
 Phil Niekro 364
 John Smoltz 365-366
 Warren Spahn..... 367

ROSTERS

Atlanta All-Time..... 425-429
 Atlanta Coaches 429
 Bos./Mil. All-Time..... 430-434
 Series Sweeps.....406
 Trades - Recent by Club.....424
 Turner Field.....417

WON-LOSS RECORDS

Best by Game.....408
 Worst by Game.....409
 Monthly 410-412
 vs. NL Opponents..... 404
 vs. AL Opponents 405
 Yearly Finishes..... 322-324

WILD CARD GAME

Recap.....348

WORLD SERIES

Home Runs..... 332
 Recaps 326-331

OPPONENTS

A.L. Opponents443-450
 N.L. Opponents.....436-442

MISC. INFORMATION

Media Information..... 452
 Communications Staff 453

BROADCASTERS

Chip Caray 454
 Jeff Francoeur..... 454
 Tom Glavine 455
 Ben Ingram 455
 Jim Powell 456
 Joe Simpson..... 457
 Don Sutton 457
 Radio Affiliates..... 458
 Rules of Interest..... 459
 Regulation Game..... 460

SPRING TRAINING

Information..... 461
 2019 Schedule 462
 2018 Results 463
 Stadium Map IBC

BRAVES BOXES OF INTEREST INDEX

ATLANTA BRAVES

Atlanta Braves Ownership20
 Braves General Managers25
 Braves Team Doctors61
 Pronunciation Guide.....69
 Brave of the Year Award Winners.....77
 BBWAA Atlanta Chapter453

HISTORICAL

Hank Aaron Award Winners22
 Winningest Managers.....325
 LCS Home Run Leaders336
 Top Winning Percentage by a Pitcher.....372
 Best Pitching Starts.....373
 Single-Game Batting Feats.....380
 Assisting as Needed389
 Longest Braves Game by Inning.....390
 Franchise Single-Season Batting Leaders.....397
 Fulton County Home Runs416
 Spring Training Results463

2018 NOTES

Major League Attendance.....81
 Disabled & Inactive List83
 Pinch Hitters88
 Walk-off Wins.....101
 Weather Delays & Postponements105
 Braves by Day & Month.....106
 Hitting Streaks of 10 or More Games.....110
 Monthly Batting/Pitching Totals.....116
 Detailed Hitting154
 Shutouts186
 Braves Debuts189
 Home Run Breakdown190
 Braves Replay Reviews.....194
 Starting Pitcher Stats214
 Bullpen Bits217

FARM SYSTEM

Minor League Team MVPs.....263
 2019 Top Prospects266
 Minor League Pitchers of the Month316
 Minor League Players of the Month316
 First-Year Player Draft317



SUNTRUST PARK

SUNTRUST PARK

755 Battery Avenue, SE
Atlanta, GA 30339-3017
404.522.7630

YEAR OPENED: 2017

CAPACITY: 41,084

LARGEST CROWD: 41,627 (July 15, 2017 vs. Arizona)

TIMELINE TO BUILD: 30 months (Sept., 2014 to Feb., 2017)

SIZE: 1,114,400 square feet

ELEVATION: 965 feet above mean sea level

SURFACE: Seashore Paspalum, Platinum TE grass

LIGHTS: LED Sports lights

BRAVES DUGOUT: First Base

VISITOR DUGOUT: Third Base

BRAVES BULLPEN: Right-Centerfield

VISITORS BULLPEN: Left Field Corner

FIELD DIMENSIONS

Left Field Corner: 335'

Left Field Power Alley: 385'

Centerfield: 400'

Right Field Power Alley: 375'

Right Field Corner: 325'

WALL HEIGHT


Left Field Corner: 6'-0"

Left Field: 8'-8"

Centerfield: 8'-8"

Right Field: 16'-0"


Right Field Corner: 16'-0"




ATLANTA BRAVES BALLPARKS



Fulton County Stadium
1966-1996



Turner Field
1997-20016



SunTrust Park
2017-present

SUNTRUST PARK FIRSTS

FIRST GAME: April 14, 2017 vs. San Diego Padres

ATTENDANCE: 41,149 (Sellout)

TOG: 2:57

Score: 5-2, Braves

WP: Julio Teheran **LP:** Jhoulys Chacin

SAVE: Jim Johnson

FIRST PITCH: Julio Teheran, ATL, 7:53 p.m. (strike)

FIRST BATTER: Manuel Margot, SD (fly out)

FIRST BRAVES BATTER: Ender Inciarte, ATL

FIRST HIT: Ender Inciarte, ATL (infield single)

FIRST DOUBLE: Freddie Freeman, ATL

FIRST HOME RUN: Ender Inciarte, ATL

FIRST RBI: Nick Markakis, ATL

FIRST RUN SCORED: Ender Inciarte, ATL

FIRST STRIKEOUT: Adonis Garcia, ATL (by J. Chacin)

FIRST WALK: Travis Jankowski, SD (by J. Teheran)

FIRST BRAVES STEAL:

Brandon Phillips
(4/16/16 vs. SD)

FIRST WALK-OFF HIT:

Dansby Swanson
(4/17/17 vs. SD)

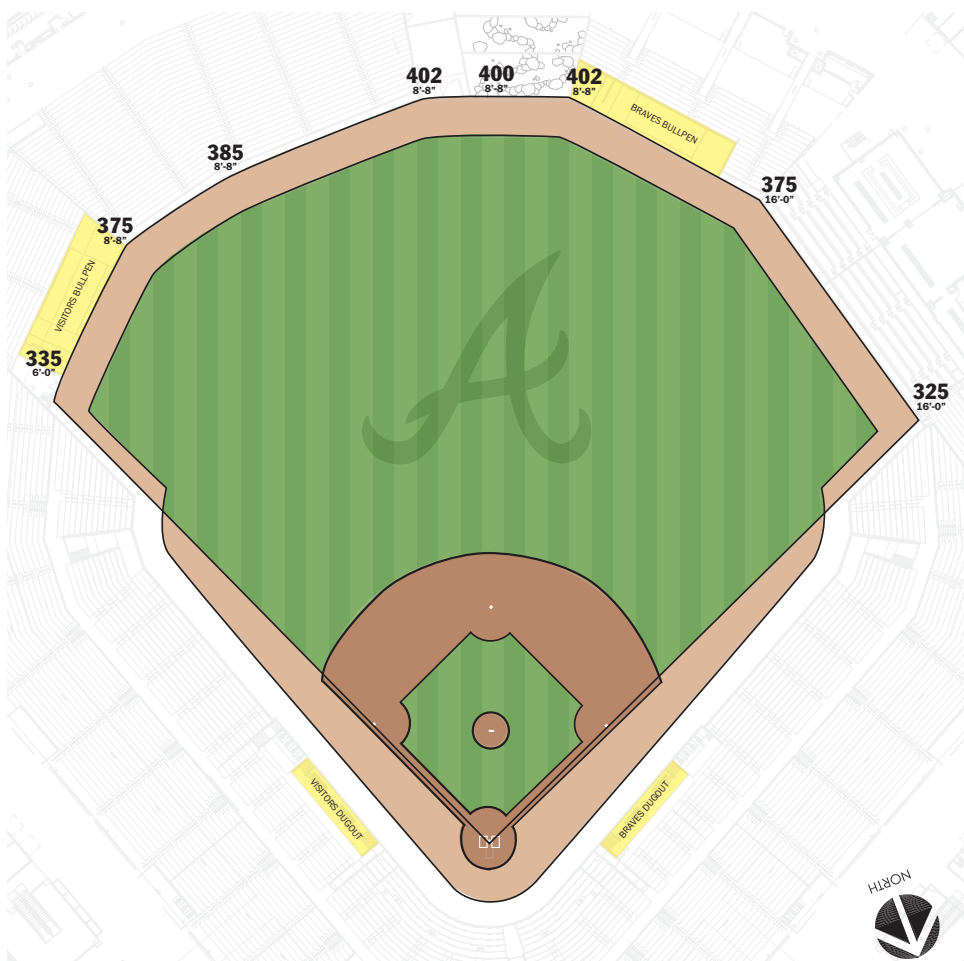
FIRST BRAVES ERROR:

Arodys Vizcaino
(4/17/17 vs. SD)

FIRST TRIPLE:

Emilio Bonifacio, ATL
(5/3/17 vs. NYM)

SUNTRUST PARK DIMENSIONS



BRAVES CARE

live · learn · play · serve

Braves Care is OUR social responsibility platform dedicated to addressing and supporting critical issues that affect Braves Country. Braves Care touches the lives of thousands of youth and their families in Metro Atlanta and the Southeast region through the pillars of **LIVE**, **LEARN**, **PLAY** and **SERVE**. Through the lens of Chop On, we aim to use Braves Care to demonstrate our commitment to our neighbors that reaches far beyond the walls of SunTrust Park and extend to the hearts and homes of the many people who support our team. We are committed to working rigorously to improve the quality of life and to share our love of baseball with our community.

LIVE

The Braves, through the pillar of LIVE, strive to raise awareness and funds for cancers impacting our families, create environments for physical activity, celebrate fighters/survivors, share knowledge to support and encourage healthy lifestyle choices for physical and mental wellness, and support organizations that promote preventive care.

FAN FIT FESTIVAL

Fan Fit Festival presented by Northside Hospital offers fans the opportunity to learn about different resources that support making healthy lifestyle choices. Fans are invited to participate in yoga on the field, sports and fitness activities, donate blood as part of the Braves All American Blood Drive and enjoy nutrition demonstrations.



PINK OUT THE PARK

The Braves, WellStar Cancer Network, Kroger, and the American Cancer Society's Making Strides Against Breast Cancer are partnering to continue to raise awareness and honor the courageous journeys of breast cancer fighters and survivors.



CHILDHOOD CANCER AWARENESS DAY

Childhood Cancer Awareness Day raises critical funds and awareness for pediatric cancer research. On this day, the Braves will honor children and families who have courageously battled pediatric cancer. The Diamond of Courage Award honors four pediatric cancer survivors who have used their platform to influence the lives of other pediatric cancer patients.



LEARN

The Braves aspire to empower, educate, mentor and encourage youth to stay engaged in the classroom and celebrate educators for their continued dedication to all students throughout Braves Country. Through the pillar of LEARN, we aim to teach the game of baseball through literacy and math/science initiatives, cultivate future leaders, and expose students to career opportunities in baseball.

ATLANTA BRAVES SCIENCE OF BASEBALL

Atlanta Braves and Xfinity are committed to engaging students in STEM through a fun and interactive educational curriculum. The Braves Science of Baseball engages middle school students in how the sport of baseball uses math, science, and technology concepts. During the program, students have fun studying how angles, velocity, and spin impact home runs, the geometry of a baseball field, and the statistical analysis of baseball records.



ATLANTA BRAVES LEADERSHIP INSTITUTE

The Atlanta Braves Leadership Institute aims to mentor and empower high school students to be future leaders through a series of workshops that teach students how to Lead Yourself, Lead Others, Lead Change, and Lead Community. Students learn leadership insights from Braves corporate partners who equip them with the tools and knowledge to make a tangible difference in their communities.



TEACHER APPRECIATION

The Braves celebrate educators throughout Braves Country through surprise visits with BLOOPER, Braves players and alumni, ticket offers, and teacher impact grants. The Braves host educators for a pregame reception during Teacher Appreciation Week, at SunTrust Park, to show appreciation for their hard work in the classroom.



PLAY

The Braves are committed to growing the game in all of Braves Country and sharing with the community one of the skills we know best – baseball. Our dedication, enthusiasm, and respect for the game are visible on and off the field. Through the pillar of PLAY, we aim to introduce the game, teach the game, play the game, support the growth of the game, and celebrate the game.

INTRODUCE THE GAME

The Braves want every young person to experience our game in a fun and easy way. Through programs like FUN AT BAT, PLAY BALL events, whiffle ball, and stickball, the Braves offer many opportunities for youth to engage with our game. Our goal through these initiatives is to entice youth to sign up for a league and begin to grow in the sport.

TEACH THE GAME

The focus is on teaching baseball techniques correctly while also empowering coaches to do the same. The Braves strive to raise the standard of the youth baseball/softball experience by offering clinics and workshops for parents, umpires, and field maintenance staff.

PLAY THE GAME

Creating opportunities through inner-city, league-based programs is a focus for the Braves. Junior Braves & Braves RBI create an environment where youth play our game in a safe, fun and affordable way. Additionally, experience-driven tournaments like the Braves Country Battles and Braves Country Championships offer youth teams from across the Southeast a chance to play at a competitive level.

SUPPORT THE GAME

As the cost of playing baseball and softball has increased, the Braves remain devoted to supporting the game for leagues, teams, and coaches who need support or guidance. Through donations and fundraising packages, equipment drives, grant guidance, league event support and partnerships, the Braves serve as a resource for programs in the Southeast.

CELEBRATE THE GAME

The Braves celebrate everything within the sport of baseball: great coaches, positive athletes, amazing plays, all-star youth, and championship teams. Through partnerships with youth and high school associations, non-profit organizations and other baseball supporters, we will celebrate deserving individuals throughout Braves Country.



SERVE

Braves players, coaches, and front office staff demonstrate appreciation to the women and men of the military and celebrate community heroes by giving of our time and resources. Through the pillar of SERVE, we desire to instill inspiration, encouragement, and support for all of Braves Country.

COMMUNITY HEROES WEEK

Community Heroes Week presented by the Atlanta Braves Foundation and Fox Sports South celebrates people who have overcome adversity or raised awareness of various issues affecting our community. This week seeks to remind Braves Country that everyone has the power, opportunity, and tools to make a difference in their community and beyond.

MILITARY OUTREACH

The Braves honor our nation's military veterans and members of the armed forces in various ways by partnering with military organizations to serve lunch at military bases, donate tickets to Braves games, host special experiences at the ballpark, and honor active and retired military members during home games.



GROWING OUR COMMUNITIES

Hank Aaron Week and Los Bravos celebrate the many contributions African Americans and Latinos are making to the game of baseball. Through the Braves Care pillars of **LIVE, LEARN, PLAY** and **SERVE** we commit to highlighting those contributions and growing the game of baseball and softball.

LOS BRAVOS

The Los Bravos serves as a platform to connect with our Spanish language fan base and the Latino community in Atlanta. Braves players and alumni visit schools throughout the year to teach the game of baseball and share about their experiences growing up in their native countries.



HANK AARON WEEK

Hank Aaron Week presented by Delta Air Lines celebrates Atlanta's rich diversity and baseball's role in affecting social change. The Atlanta Braves will honor the on-and-off the field accomplishments of Henry Aaron and his advocacy for civil and human rights. Additionally, outstanding individuals who have made a lifelong commitment to overcoming industry obstacles and inspiring future generations will receive the Hank Aaron Champion for Justice Award.



ATLANTA BRAVES FOUNDATION

The Atlanta Braves Foundation is the official team charity of the Atlanta Braves and supports the Braves Care pillars of **LIVE**, **LEARN**, **PLAY** and **SERVE**. The Braves Foundation has provided support to thousands of Metro Atlanta based organizations. Since its inception in 1994, the Braves Foundation has contributed more than \$7.5 million in financial and in-kind assistance to the community. Through the generous support of the Braves players, employees, corporate partners, and fans, the Atlanta Braves Foundation continuously strives to make a positive impact in our community.

BRAVES FOUNDATION BASEBALL FIELD REFURBISHMENT

The Foundation has pledged to refurbish ten baseball fields throughout Metro Atlanta. To date, West Manor Park in Atlanta, Fullers Park in Marietta, Powder Springs Park in Powder Springs, Dacula Park in Dacula, Harrison Park in Marietta, and Tom Fontaine Park in Macon, GA have been renovated. The field refurbishment projects include renovating the infield and outfield, sanding and painting the bleachers, moving foul poles, installing top-notch pitcher's mounds as well as new backstop netting and sprucing up the dugouts.



BRAVES FOUNDATION GRANTS PROGRAM

The Atlanta Braves Foundation contributed cash and in-kind donations to the local community in 2018 and awarded 29 local non-profit organizations with grants to fund their 2018-19 initiatives. In partnership with the Cobb Schools Foundation, the Atlanta Braves Foundation awarded IMPACT grants to educators that supported science, technology, engineering, literacy, and math initiatives. The Atlanta Braves Foundation funds organizations that focus on youth in the areas of health and wellness, education, and youth baseball.



EXECUTIVES & OFFICERS

Terry McGuirk.....	Chairman
Derek Schiller.....	President & CEO, Atlanta Braves
Mike Plant.....	President & CEO, Braves Development Company
Alex Anthopoulos.....	Executive Vice President, General Manager
Greg Heller.....	Executive Vice President, Chief Legal Officer
Chip Moore.....	Executive Vice President, Minor League Affiliates & Strategic Planning
Jill Robinson.....	Executive Vice President, Chief Financial Officer
Henry L. Aaron.....	Senior Vice President
William C. Bartholomay.....	Chairman Emeritus
John Schuerholz.....	Vice Chairman, Emeritus

FRONT OFFICE DIRECTORY

BASEBALL OPERATIONS

Perry Minasian.....	Sr. Vice President & Assistant General Manager
Dana Brown.....	Vice President, Scouting
Jason Paré.....	Assistant General Manager, Research and Development
Alex Tamin.....	Assistant General Manager, Major League Operations
Bobby Cox.....	Special Assistant to the General Manager
Mike Fast.....	Special Assistant to the General Manager
Dom Chiti.....	Director of Player Development
Dixie Keller.....	Director, Baseball Administration
Matt Grabowski.....	Assistant Director, Amateur Scouting Operations
Jonathan Schuerholz.....	Assistant Director, Professional Scouting
Ron Knight.....	Assistant Director, Minor League Operations
AJ Scola.....	Assistant Director, Minor League Personnel
Gerald Milanese.....	Manager, International Scouting Administration
Rob Smith.....	Manager, Baseball Video Operations
Noah Woodward.....	Manager, Major League Operations
Garrett Wilson.....	Manager, Baseball Systems
Mike Copeland.....	Developer and Data Architect, Baseball Systems
Caelan Collins.....	Analyst, Major League Operations
Nick Coppola.....	Analyst, Major League Operations
Adam Sonabend.....	Analyst, Major League Operations
Michael Lord.....	Analyst, Research & Development
Josh Malek.....	Analyst, Research & Development
Scott Rapponotti.....	Analyst, Research & Development
Kyle Sargent.....	Analyst, Research & Development
Ronit Shah.....	Analyst, Research & Development
Doug Wachter.....	Coordinator, Major League Operations
Chris Lionetti.....	Coordinator, Scouting
Jonathan Cruz.....	Coordinator, Latin American Operations
Seth Heizer.....	Assistant, Family Relations
Dylan Quantz.....	Assistant, Player Development
Braeden Schlehber.....	Advance Scout
Andruw Jones.....	Special Assistant, Baseball Operations
Chipper Jones.....	Special Assistant, Baseball Operations
Fred McGriff.....	Special Assistant, Baseball Operations
Greg Walker.....	Special Assistant, Baseball Operations
Tom O'Donnell.....	Trainee, Major League Baseball Operations
Tucker Meredith.....	Trainee, Player Development
Jordan Jackson.....	Bill Lucas Apprentice

CLUBHOUSE

John Holland.....	Director, Equipment and Clubhouse Services
Jim Lovell.....	Director of Team Travel
Fred Stone.....	Visiting Clubhouse Manager
Eric Durban.....	Assistant Equipment & Clubhouse Services Manager
Chris Hunter.....	Assistant Equipment & Clubhouse Services Manager

MEDICAL & PERFORMANCE STAFF

Dr. Joe Chandler.....	Director Medical Services Emeritus
Dr. Gary Lourie.....	Head Team Physician
George C. Poulis.....	Director of Player Health/Head Athletic Trainer
Jeff Porter.....	Athletic Training Advisor
Mike Frostad.....	Assistant Athletic Trainer
Brad Scott.....	Head Strength and Conditioning Coach
Jordan Wolf.....	Assistant Strength and Conditioning Coach
Pete Cicinelli.....	Major League Head Physical Therapist
Nick Valencia.....	Major League Assistant Physical Therapist
Yoshi Nishio.....	Massage Therapist

ACCOUNTING & FINANCE

Kimberly Childress.....	Senior Vice President, Controller
-------------------------	-----------------------------------

ACCOUNTING

Shannon Gabriel.....	Vice President, Financial Reporting & Accounting
Ben Phanco.....	Director, Technical Accounting
Chris Raines.....	Manager, Accounts Payable
Kelly Young.....	Manager, Payroll
Nikia Brown.....	Manager, Accounting
Lori Tubbs.....	Manager, Accounting
Ronald Gladden.....	Manager, Internal Audit
Kaylynn Maiberger.....	Senior Accountant, Treasury
Matt Eaves.....	Senior Accountant
Terrence Willoughby.....	Senior Accountant
Stephen DeGuenther.....	Staff Accountant I
Frankie Moton.....	Staff Accountant I
Sarah Davis.....	Staff Accountant II
Shannon Rosario.....	Staff Accountant II
Miranda Jones.....	Accounting Assistant II
Shandi Quinones.....	Accounting Assistant II
Elaine Walters.....	Administrative Support

FINANCE

Roxanne Porch.....	Vice President, Finance
Ian Sullivan.....	Senior Financial Analyst, Braves Development Co.

CORPORATE & PREMIUM PARTNERSHIPS

Jim Allen.....Senior Vice President, Corporate & Premium Partnerships
 Brad Jones.....Senior Director, Partner & Premium Services
 Paige Graham.....Administrative Assistant, Corporate Partnerships

CORPORATE PARTNERSHIPS

Trey Workman.....Senior Director, Corporate Partnerships
 Mark Lehman.....Senior Manager, Corporate Partnerships
 Chad Clarke.....Manager, Corporate Partnerships
 Hank Cobb.....Manager, Corporate Partnerships
 Derek Houston.....Manager, Corporate Partnerships
 Drew King.....Manager, Corporate Partnerships
 Sara Arnold.....Manager, Partnership Services
 Kenny Tracy.....Manager, Partnership Services
 Laura Guest.....Coordinator, Partnership Services
 Elliott Kiadii.....Coordinator, Partnership Services
 Lindsey Racz.....Coordinator, Partnership Services
 Katie Stephenson.....Coordinator, Partnership Services
 Abby Turner.....Trainee, Corporate Partnership Sales
 Sara Dolan.....Trainee, Partnership Services

PREMIUM PARTNERSHIPS

BJ Mitchell.....Director, Premium Partnerships
 John Farrell.....Manager, Premium Memberships
 Michael Stiles.....Manager, Premium Memberships
 Josh Bray.....Manager, Premium Memberships
 Sasha Murray.....Senior Account Manager, Premium Memberships
 Beth Hightower.....Account Manager, Premium Services
 Alex Ingle.....Account Manager, Premium Services

EXECUTIVE SERVICES

Susan Bailey.....Executive Assistant to Henry Aaron
 Debra Cody.....Executive Assistant to Jill Robinson
 Christina Huff.....Executive Assistant to Mike Plant
 Natalie McWright.....Executive Assistant to Derek Schiller
 Mindy Petzer.....Executive Assistant to Terry McGuirk
 Eve Porter.....Executive Assistant to Greg Heller
 Elizabeth Terán.....Executive Assistant to Alex Anthopoulos

FACILITY OPERATIONS & ENGINEERING

Eric Perestuk.....Senior Vice President, Facility Operations

GROUNDS CREW

Ed Mangan.....Field Director
 Luke Bentley.....Field Manager
 Mike Bradberry.....Assistant, Grounds Crew

FACILITY OPERATIONS & ENGINEERING

Mitch Norton.....Director, Engineering
 Dawn Gepfer.....Director, Facilities
 Aaron Holloway.....Manager, Shipping & Receiving
 Ried Prestwood.....Projects Manager
 Eric Bitrick.....Carpenter
 James Stovall.....Locksmith Lead
 Buster White.....Electrical Lead
 James Jackson.....Electrical Technician
 Bradley West.....Electrical Technician
 Christopher Johnson.....HVAC Lead
 Pablo Rodriguez.....HVAC Technician
 Steven Hill.....HVAC II Technician
 Paul Illitzky.....HVAC II Technician

Chris Colquitt.....General Maintenance Lead
 Kenneth Banks.....General Maintenance Technician
 Brian Bernard.....General Maintenance Technician
 Miguel Borjas.....General Maintenance Technician
 Joseph Burgess.....General Maintenance Technician
 Robert McCarthur.....General Maintenance Technician
 Ronald Moody.....General Maintenance Technician
 Brett Parr.....General Maintenance Technician
 Rory Martin.....Coordinator, Engineering
 Carol Shoemaker.....Administrative Assistant, Engineering
 Donnie Ellenberg.....Mail Center Clerk

GUEST OPERATIONS & STRATEGY

Hannah Basinger.....Vice President, Guest Operations & Strategy

BALLPARK TOURS

Carolyn Serra.....Sr. Director, Ballpark Tours, Braves Hall of Fame
 Sam Wallace.....Manager, Ballpark Tours, Braves Hall of Fame
 David Boggs.....Trainee, Ballpark Tours/Group Sales

GUEST SERVICES

Chandler Faccento.....Senior Manager, Guest Services
 Morgan Skillman.....Manager, Guest Services
 Lamar Lewis.....Coordinator, Guest Services
 Anna Matthews.....Coordinator, Guest Services
 Michael Nolan.....Coordinator, Guest Services
 Mary Elizabeth Woodward.....Coordinator, Guest Services
 Leah Teach.....Coordinator, Guest Services Operations
 Katie Hearn.....Coordinator, Digital Services Representative
 Marge White.....Switchboard/Receptionist
 Haley Paakaula.....Trainee, Guest Services

EVENT OPERATIONS

Alan Hearn.....Director, Event Operations & Procurement
 Alex Raymond.....Manager, Event Operations
 Kaitlynn Grice.....Manager, Event Operations
 Ron Rodriguez.....Manager, Event Logistics
 Aaliyah Solomon.....Coordinator, Event Operations
 Brian Kalbhenn.....Trainee, Event Operations

SPECIAL EVENTS

Melissa Carlson.....Senior Coordinator, Special Events Operations
 Alexis Lloyd.....Trainee, Special Events

HUMAN RESOURCES

DeRetta Rhodes.....Senior Vice President, Human Resources
 Meghan Pogue.....Manager, Human Resources
 Ashley Guy.....Senior Coordinator, Human Resources
 Jordan Watters.....Coordinator, Human Resources

INFORMATION TECHNOLOGY

Greg Gatti.....Vice President, Information Technology
 John Baxley.....Senior Systems Engineer
 Michael Lothamer.....Senior Systems Analyst
 Mark Phipps.....Senior Display Systems Engineer
 Brian Howell.....Senior Network Engineer
 Chip Graham.....Audio Video Technical Senior Manager
 Carl Cox.....Systems Analyst
 Chris Mathewson.....Systems Engineer
 Ivan Ulloa.....Project Manager
 Chris Newell.....IPTV Engineer

Beth Vinson.....Application Developer
 Paul Lupcke.....Salesforce Developer
 Kim Vinson.....Application Support Engineer
 Charles Ngalle.....Network Engineer
 Brian Tansy.....Database Administrator
 Casey Comeaux.....AV Technician

LEGAL

Jason Domir.....Vice President & Deputy General Counsel
 Jonathan Smith.....Vice President & Deputy General Counsel
 Robyn Farmer.....Associate General Counsel
 Linda Miller.....Administrative Services Manager
 Heather Metzger.....Paralegal
 Amy Wall.....Paralegal

MARKETING

Adam Zimmerman.....Senior Vice President Marketing
 Jim Williams.....Senior Advisor

ALUMNI RELATIONS

Greg McMichael.....Director, Alumni Relations

COMMUNICATIONS

Beth Marshall.....Vice President, Communications
 Caroline Burleson.....Manager, Corporate Communications
 Jonathan Kerber.....Manager, Baseball Communications
 Jared Burleyson.....Senior Coordinator, Baseball Communications
 Franco Garcia.....Bilingual Coordinator, Baseball Communications
 Kara Zoellner.....Trainee, Communications

DIVERSITY & COMMUNITY MARKETING

Adrian Williams.....Senior Director, Diversity & Community Marketing
 Janet Sevilla.....Manager, Community Affairs
 Kathryn Bennett.....Senior Coordinator, Community Affairs
 Jarrod Simmons.....Senior Coordinator, Community Affairs
 Samantha Timmons.....Coordinator, Diversity Marketing
 Nikki Green.....Trainee, Youth Baseball & Softball

FAN EXPERIENCE

Scott Cunningham.....Vice President, Fan Experience
 Matt Montemayor.....Director, Production
 Geoffrey Schmidt.....Senior Manager, Entertainment & Events
 Cameron Carter.....Manager, Production
 Rick Chestnutt.....Senior Editor
 Alex Middleton.....Senior Producer/Editor
 Jessie Powell.....Senior Coordinator, Fan Experience
 Zach Bohls.....Coordinator, Mascot
 Camille Tracy.....Coordinator, Entertainment & Events
 Anthony Hairgrow.....Digital Display Designer
 Katie McGuire.....Trainee, Entertainment & Events

MARKETING

Greg Mize.....Senior Director, Marketing & Innovation
 Brad Meriwether.....Director, Marketing
 Insung Kim.....Director, Creative
 Justin Watkins.....Director, Business Intelligence
 Crystal Digby.....Manager, Marketing Operations
 Jori Palmer.....Manager, Marketing & Advertising
 Victoria Kline.....Manager, Digital Marketing
 Jaime Kaufman.....Senior Coordinator, Marketing
 Megan McFeron.....Coordinator, Marketing Automation
 Cole Alford.....Business Analytics Specialist

Justin Haffad.....Business Intelligence Specialist
 Jordyn Jaffer.....CRM Specialist
 Eric Grijalva.....Production Artist
 Ashley Allphin.....Graphic Designer
 Daniel Easley.....Trainee, Creative
 Tommy Schmelzer.....Trainee, CRM Operations & Development
 Sara Hunter.....Trainee, Experiential Marketing
 Jon Moses.....Trainee, Marketing and Advertising
 Jake Horan.....Trainee, Social Media & Digital Marketing

RETAIL

Lisa Williams.....Director, Retail Operations
 Kathy Hakiki.....Senior Manager, Retail Buying Operations
 Luis Felix.....Manager, Retail Distribution Center
 Alyse Costa.....Manager, Retail Authentics/Marketing
 Anton Huber.....Manager, SunTrust Park Store
 Stephen Jeffers.....Manager, CNN Center Store
 Zach Wilson.....Manager, Retail Operations
 Allen Sandberg.....Assistant Manager, SunTrust Park Store
 Zac Leshar.....Senior Coordinator, Retail Buying
 Courtney Fletcher.....Coordinator, Retail Buying/Marketing
 Bryan LaFlash.....Coordinator/Assistant Buyer, Retail Buying
 Bart Sepulveda.....Coordinator, Distribution Center
 Megan Chatellier.....Coordinator, Retail Operations
 Tyran Ragland.....Coordinator, Retail Operations
 Erin Smith.....Coordinator, Retail Merchandising
 Edikson Zaro.....Coordinator, Retail
 Jon Vazquez.....Lead Sales Associate, SunTrust Park Store
 Pamela Jackson.....Sales Associate, CNN Center Store
 Lali Pedapati.....Trainee, Distribution Center
 Krystin Robinson.....Trainee, Retail

STADIUM OPERATIONS & SECURITY

Vernon Nix.....Director, Security
 Nate Kelsey.....Senior Manager, Stadium Operations & Security
 Pam McIver.....Manager, Security
 Barbara Middlebrooks.....Coordinator, Security Operations
 Maurice Gunter.....Senior Supervisor, Security
 Adam Akins.....Supervisor, Security
 Sylvester Dunn.....Supervisor, Security
 Azelarabe Essoufi.....Supervisor, Security
 Louis Jackman.....Supervisor, Security
 Todd Lepkofker.....Supervisor, Security
 Carolyn Strothers.....Supervisor, Security
 Juwuan Tolbert.....Trainee, Stadium Operations & Security

TICKET OPERATIONS

Anthony Esposito.....Vice President, Ticket Operations
 Chad Graham.....Director, Ticket Operations Technology
 Bob Askin.....Senior Manager, Ticket Operations
 Jessica Lee.....Manager, Ticket & Financial Operations
 Cory Dalin.....Senior Coordinator, Ticket Operations
 James Cooper.....Coordinator, Ticket Operations
 Dawn Dzierzynski.....Coordinator, Ticket Operations
 Taylor Guy.....Coordinator, Ticket Operations
 Kathleen Jackson.....Coordinator, Ticket Operations
 Gloria Wickham.....Coordinator, Ticket Operations
 Hunter Tomko.....Trainee, Ticket Operations

TICKET SALES

Paul Adams Senior Vice President, Ticket Sales
 Joel Vece Senior Director, Ticket Sales & Service

GROUP SALES

Seth Condra Manager, Group & Hospitality Sales
 Stacey Nicely Manager, Group Sales & Events
 Travis Alston Account Executive, Group Sales
 Rick Collier Account Executive, Group Sales
 Gabrielle Gray Account Executive, Group Sales
 Daniel Ingold Account Executive, Group Sales
 Celeste Mercer Account Executive, Group Sales
 Michael Faikes Account Executive, Group Sales

MEMBERSHIP SALES

Richard Thornton Senior Manager, Ticket Sales
 Dan Eanes Manager, Ticket Sales
 Nick Hefley Senior Account Executive, Membership Sales
 Bobby Lindsey Senior Account Executive, Membership Sales
 Cody Dewrell Account Executive, Membership Sales
 AJ McKinney Account Executive, Membership Sales
 Ashley Mixon Account Executive, Membership Sales
 Andrew Vinci Account Executive, Membership Sales
 Jason Webber Account Executive, Membership Sales
 Kris Thompson Account Executive, Membership Sales
 Evan Avery Associate, Ticket Sales
 Jon Snowden Associate, Ticket Sales
 Katelyn Taliaferro Associate, Ticket Sales
 Gabriel Anderson Trainee, Ticket Sales
 Shelby Campbell Trainee, Ticket Sales
 Emily DeVito Trainee, Ticket Sales
 Jason Dothard Trainee, Ticket Sales
 Taylor Lefton Trainee, Ticket Sales
 Robert Lotspeich Trainee, Ticket Sales

MEMBERSHIP SERVICES

Andrew Walters Director, Membership Services
 Stacy Condra Senior Account Executive, Membership Services
 Danson Smith Senior Account Executive, Membership Services
 Nabil Yang Senior Account Executive, Membership Services
 Danielle Brumbeoloe Account Executive, Membership Services
 Isabelle Lasa Account Executive, Membership Services
 James Sherrill Account Executive, Membership Services
 Matt Williams Account Executive, Membership Services
 Eunice Moore Associate, Ticket Sales

BRAVES DEVELOPMENT COMPANY

Jeremy Strife Sr. V.P., Braves Development & GM, The Battery Atlanta
 Lauren Abernethy Senior Director, Marketing
 Billy Rowland Senior Director, Operations
 Dale Bolenbaugh Director, Security
 Christine Ramirez Office Manager
 Melissa Farmer Manager, Marketing
 Kacey Fitzpatrick Coordinator, Marketing
 Josh Hendricks Maintenance Technician
 Todd Ayers Maintenance Technician
 Karisse Carnegie Administrative Assistant

SHARE THE GAME WITH THE NEXT GENERATION GET INVOLVED AT **PLAY BALL.org**



 **PLAY BALL**

 **USA** | **USA** 
BASEBALL | SOFTBALL

PROUD PARTNERS





TERRY LEE PENDLETON
1991-94, 1996
2002-17 (coach)

Signed by the Braves for his leadership and defense, "T.P." made an immediate impact, winning the 1991 Most Valuable Player award and helping his team go from worst to first to capture the first NL pennant in Atlanta history. The third baseman won the NL batting league with .319 average, while also leading the league with 187 hits. In 1992 he produced another outstanding season that included a trip to the World Series, a runner-up finish in MVP voting, a Gold Glove, and a NL All-Star team selection. He was also a member of the Braves major league coaching staff for 16 seasons. Inducted into the Braves Hall of Fame in 2019.

BRAVES
HALL OF FAME

BRAVES EXECUTIVES



TERRY MCGUIRK

Chairman

Terry McGuirk is Chairman & CEO of Braves Holdings, LLC, the parent company of the Atlanta Braves and Braves Development

Company. In his role as Chairman and Control Person of the Atlanta Braves, McGuirk maintains executive oversight of all aspects of the Braves franchise including all team and player personnel operations, business operations, SunTrust Park and representation of the Braves at MLB ownership meetings. McGuirk is also the Chairman of Braves Development Company, the Braves real estate development entity that owns and operates The Battery Atlanta mixed use development adjacent to SunTrust Park.

McGuirk spent 35 years at Turner Broadcasting System, Inc. (TBS), beginning in 1972 as an account executive with WTCCG, which later became TBS Superstation. In 1973, he assumed the same role at TBS-owned WRET in Charlotte, N.C. McGuirk returned to Atlanta in 1975 as director of cable relations, where he was instrumental in the launch of TBS Superstation and played a key role in the launch of every Turner network through 2001.

In 1978, McGuirk was named director of special projects for TBS, Inc. and in 1979 was appointed vice president of TBS, Inc. From 1987 to 1991, he served as president of Turner Network Sales and CNN International Sales, Ltd., where he set up the company's international sales and distribution operations. He was elected to the TBS, Inc. board of directors in July 1987. Concurrently, McGuirk was president of Turner Sports where, during his tenure, he was instrumental in securing coverage of the Olympics for cable television for the first time and oversaw the resurgence of the winningest team in Major League Baseball, the Atlanta Braves.

As executive vice president, McGuirk served as the company's second in command from 1991 to 1996. When TBS, Inc. merged with Time Warner Inc. in 1996, he succeeded R.E. (Ted) Turner as chairman, president and CEO.

He served as chairman and chief executive officer of the company until March 2001. From that point through December 2003, McGuirk was vice chairman of Turner Broadcasting System Inc., along with being chief executive officer of the company-owned Atlanta sports teams, including the Major League Baseball Braves, the National Basketball Association Hawks and the National Hockey League Thrashers.

McGuirk has served on the board of many cable industry-related groups and the International Olympic Committee's Radio and Television Commission. He was the 1989 recipient of the NCTA Vanguard Award for Young Leadership and was inducted into the fellowship of Cable Television Pioneers at the 1996 NCTA Convention.

A native of Bayshore, N.Y., McGuirk is a graduate of Portsmouth Abbey School and holds a bachelor of arts degree in American history from Middlebury College. McGuirk is on the MLB Executive Council and is Chairman of the Board of Major League Baseball Advanced Media (MLBAM). He is the former chairman of the Major League Baseball Media Committee. He is a Trustee Emeritus of both Piedmont Healthcare and The Westminster Schools. McGuirk was the 2000 recipient of the Anti-Defamation League's Stewart Lewengrub Torch of Liberty Award. In 2006, he received the Governors Award from the southeastern chapter of the National Academy of Television Arts & Sciences and in 2010 he entered the Cable Television Hall of Fame.

Terry and his wife, Nancy, live in Atlanta and have four children.

ATLANTA BRAVES OWNERSHIP

Liberty Media Corporation officially acquired the Atlanta Braves on May 16, 2007, when Baseball Commissioner Allan H. (Bud) Selig announced that Major League Baseball ownership had approved Turner Broadcasting and Time Warner's sale of the team.

Based in Englewood, Colorado, Liberty Media owns interests in a broad range of electronic retailing, media, communications, sports and entertainment businesses. Liberty's Chairman is John Malone and its President and CEO is Greg Maffei.



HANK AARON

Senior Vice President

Since his retirement from professional baseball following the 1976 season, Henry Aaron has given back to society.

His Chasing the Dream Foundation was established in 1995 to help children between the ages of nine and 12 realize their dreams, as he realized his. The foundation provides grants to children to enable them to pursue advanced study in music, art, writing, dance and sports. The foundation has provided financial assistance to more than 755 Dream Chasers in six cities across the country, primarily through Boys and Girls Clubs. The generous support of Major League Baseball has enabled the foundation to transition into the Hank Aaron Chasing the Dream "44 Forever" program (honoring Aaron's jersey number), helping 44 youngsters annually. The program will continue the foundation's mission in perpetuity and will provide financial assistance to young people with limited opportunities so they may develop their special talents and pursue their dreams, exclusively at Boys and Girls Clubs across the country and military bases world-wide.

The Hank Aaron Chasing the Dream Four-for-Four Scholarship program, begun in 2010, has endowed four-year scholarships for the benefit of deserving students who have chosen to pursue their dreams by attending college. With particular emphasis on prior dream chasers who have now reached college age, these endowed scholarships of \$100,000 each were initially established at Morehouse College, Texas College, Fisk University and, through the Dream Chaser Fund with the Greater Milwaukee Foundation, the University of Wisconsin-Madison, in honor of alumnus and then Major League Baseball Commissioner Bud Selig.

Aaron received the first Jackie Robinson Lifetime Achievement Legacy Award from the Negro Leagues Baseball Museum, honoring his "career excellence in the face of adversity" in February 2003.

At his 65th birthday celebration in Atlanta on February 5, 1999, Aaron was honored for his lifetime achievements both as a player and as a humanitarian. President Bill Clinton, then Commissioner of Baseball, Bud Selig, and Sammy Sosa were among those in attendance as Major League Baseball recognized Aaron's talents with the introduction of the Hank Aaron Award. The award is presented annually to honor the best hitters in the National and American leagues and was unveiled at the 1999 World Series.

Following his playing career, Aaron joined the Braves' front office on October 7, 1976, for a 13-year tenure as Vice President and Director of Player Development. In that position, he oversaw the development of many players instrumental in the Braves' 1982 National League West Division championship, including Dale Murphy, who won back-to-back NL MVP awards in 1982-83.

Since December 1989, he has served as Senior Vice President for the Braves.

The greatest home run hitter of all time, Aaron was elected to Baseball's Hall of Fame in January of 1982. He missed by nine votes being the first unanimous choice ever in the voting by the Baseball Writers' Association of America. Aaron received 406 of a possible 415 votes for a percentage of .978. Aaron and Frank Robinson were inducted into the Hall of Fame at Cooperstown, N.Y., on August 1, 1982. In February of 2000, Aaron replaced the late Pee Wee Reese on the Hall of Fame Veterans Committee.

In his 23-year Major League career, Aaron rewrote baseball's record book. When he retired at the end of the 1976 season, he held more Major League batting records than any other player in the game's history. Some of his records are truly amazing, including Most Runs Batted In, Lifetime (2,297); Most Extra-Base Hits, Lifetime (1,477); and Most Total Bases, Lifetime (6,856). In 2007, Barry Bonds broke Aaron's record for Most Home Runs, Lifetime (755). Aaron also ranks second on the all-time list in at-bats (12,364), second in multi-hit games (1,125), third in games played (3,298) and hits (3,771), fourth in runs scored (2,174, tied with Babe Ruth), 10th in doubles (624), tied for 13th in singles (2,294) and tied for 16th in years of service (23).

His most famous home run came in Atlanta on April 8, 1974, when he hit his 715th, breaking Babe Ruth's seemingly untouchable record. He did it before a sellout crowd of 53,775 at Atlanta Stadium. The pitch came in the bottom of the fourth inning, the Los Angeles Dodgers leading 3-1, with a 1-0 count and Darrell Evans waiting on first. Al Downing threw a fastball at 9:07 p.m. that Hank sent over the left field fence. Reliever Tom House caught the ball in the Braves' bullpen and brought it to Aaron in the home plate celebration.

On May 17, 1970, Hank singled at Cincinnati to become the first player to compile both 3,000 career hits and more than 500 homers. He joined the 30-30 club (30 HRs and 30 SBs in the same season) in 1963.

Aaron played in the Major League All-Star Game 24 times, including the years 1959-61 when two games were played. He was honored as the National League's Most Valuable Player in 1957 and named Player of the Year by Sporting News in 1956 and 1963. He played 21 seasons with the Braves before being traded to Milwaukee for outfielder Dave May and minor leaguer Roger Alexander at the end of 1974. Aaron retired as a player two years later.

Aaron was first scouted by Dewey Griggs of the Milwaukee Braves during an Indianapolis Clowns tryout. The Braves eventually were able to strike a deal and beat out the Giants for Aaron's services. In 1952 he was assigned to the Eau Claire, Wisconsin, team of the Northern League. He was the unanimous choice for the Northern League's Rookie of the Year while only playing in 87 games (.336, 9 HR, 61 RBI, 116 hits and 89 runs). In 1953 he was promoted to the Jacksonville Tars, where he became the first African-American player in the South Atlantic League. Aaron won the batting title (.362) and led the league in RBI (125), runs (115), hits (208) and finished second in home runs (22) and earned the league's MVP award.

He began his Major League career in 1954 when a spring training injury forced Bobby Thompson out of the Braves' lineup. In his debut Aaron struck out twice, grounded out, hit into a double play and fouled out. Aaron hit his first home run off Vic Raschi on April 23, 1954.

Aaron became the second-youngest player to win a batting title (.328) in 1956 and the second-youngest to collect his 1,000th hit, off Sandy Koufax, in 1959. On June 12, 1967, Aaron recorded his 2,500th hit. He achieved his 3,000th hit on May 17, 1970. His 2,000th RBI came on July 3, 1972.

During his career, Aaron had a 20-year string of 20 or more home runs. After turning 35, he hit 245 home runs and from the ages 35 to 39 he hit at least 34 home runs each year. Over his 23-year Major League career, he averaged just 63 strikeouts per season, with his highest strikeout total being 97 in 1967. He hit .300 or better in 14 seasons, won the NL home run crown three times and tied for a fourth, led the league in RBI four times and won three Gold Gloves.

Aaron hit his 755 home runs off 310 different pitchers, including 13 Hall of Famers. He hit the most off of Hall of Famer Don Drysdale (17), the most in the month of July (152), the most against the Cincinnati Reds (97) and the most in the first inning (124). Aaron hit seven as a second baseman. He hit 400 solo home runs and had three pinch-hit homers. He had only one three-homer game, at San Francisco on June 21, 1959.

Aaron serves on the Board of Governors for Boys and Girls Clubs of America. He also serves on the Board of Directors for Medallion Financial Corporation.

Aaron and his wife, the former Billye Suber, live in Atlanta. They have five children, Gaile, Hank Jr., Lary, Dorinda and Ceci. Aaron was born in Mobile, Alabama, on February 5, 1934.

HANK AARON AWARD WINNERS

National League	Year	American League
Sammy Sosa, Chicago	1999	Manny Ramirez, Cleveland
Todd Helton, Colorado	2000	Carlos Delgado, Toronto
Barry Bonds, San Francisco	2001	Alex Rodriguez, Texas
Barry Bonds, San Francisco	2002	Alex Rodriguez, Texas
Albert Pujols, St. Louis	2003	Alex Rodriguez, Texas
Barry Bonds, San Francisco	2004	Manny Ramirez, Boston
Andruw Jones, Atlanta	2005	David Ortiz, Boston
Ryan Howard, Philadelphia	2006	Derek Jeter, New York
Prince Fielder, Milwaukee	2007	Alex Rodriguez, New York
Aramis Ramirez, Chicago	2008	Kevin Youkilis, Boston
Albert Pujols, St. Louis	2009	Derek Jeter, New York
Joey Votto, Cincinnati	2010	Jose Bautista, Toronto
Matt Kemp, Los Angeles	2011	Jose Bautista, Toronto
Buster Posey, San Francisco	2012	Miguel Cabrera, Detroit
Paul Goldschmidt, Arizona	2013	Miguel Cabrera, Detroit
Giancarlo Stanton, Miami	2014	Mike Trout, Los Angeles
Bryce Harper, Washington	2015	Josh Donaldson, Toronto
Kris Bryant, Chicago	2016	David Ortiz, Boston
Giancarlo Stanton, Miami	2017	José Altuve, Houston
Christian Yelich, Milwaukee	2018	J.D. Martinez, Boston



DEREK SCHILLER

Atlanta Braves President and CEO

In his 16th season with the Atlanta Braves, president and chief executive officer Derek Schiller manages all business functions of the front office. Schiller oversees all business departments such as corporate partnerships, ticket sales, broadcasting, licensing and merchandising, and concessions; service-driven departments including client services, guest services, ticketing, special events, alumni relations, ballpark tours, baseball and corporate communications, community relations, and all other ballpark operations departments. As part of his role, Schiller sets the strategic vision for the Atlanta Braves business, guides the Braves brand, champions innovation across all areas of the business and manages the wide array of Braves talented employees.

As part of the Braves' executive leadership team, Schiller was instrumental in securing plans for SunTrust Park and The Battery Atlanta, and played a pivotal role throughout the design and execution phases of the project. Collaborating with SunTrust Park planners and architects, Schiller and the executive team tailored the ballpark to authentically represent the organization and its rich history, while creating unique gameday experiences for fans and visitors. Schiller's emphasis on innovation was the driving force behind many of these enhancements, along with technology partnerships that made SunTrust Park the most technologically advanced venue in all of sports.

Outside of the ballpark, Schiller and the executive team have guided the philosophy behind The Battery Atlanta to ensure a seamless integration with SunTrust Park, in both an aesthetic and strategic capacity. This new approach to adding a massive real estate development as part of a new ballpark has been recognized around the world. Schiller's focus on design strategy as well as pursuing and cultivating relationships with tenants who align with the Braves' and The Battery Atlanta's mission has led to a robust landscape of tenants, including Comcast, Omni Hotels and Resorts, Live Nation's Coca-Cola Roxy Theatre, and a multitude of restaurant and retail tenants.

In conjunction with Braves Chairman Terry McGuirk, Schiller has been a key factor in guiding the front office to further increase sales and visibility, improve customer service and become an industry leader in the business of professional sports.

Under Schiller's direction, the Braves have introduced many technical developments including digital ticketing, variable and dynamic pricing, and a Customer Relationship Management system that has enhanced customer service and data management for

both corporate partners and ticket holders. During his tenure, the organization has also placed a focus on expanding fan outreach by creating engaging content on all social media platforms. All marketing outreach and brand campaigns also remain under Schiller's direction, including the successful "Welcome Home" campaign in 2017 for the team's inaugural season at SunTrust Park and the current "Chop On" campaign.

Additionally, Schiller oversees all broadcasting relationships, which include Braves television partner FOX Sports South and FOX Sports Southeast, as well as the team's radio partner, Dickey Broadcasting, and the Braves Radio Network of affiliates across the Southeast.

Schiller joined the Braves in November 2003 as senior vice president of sales and marketing and was promoted to executive vice president of sales and marketing in August 2007. He came to the Braves after serving as vice president of sales and marketing for the Atlanta Thrashers hockey team since 1998. In that position, he led the development of the Thrashers as an expansion franchise in the National Hockey League, which included the management of all business operations and marketing.

Before joining the Thrashers, Schiller served as vice president of business development for the New York Yankees from 1996 to 1997. While there, he was responsible for all revenue-producing and related functions, including sponsorship sales, marketing, ticket and suite sales, publications, concessions and merchandising, fan services and licensing. He was instrumental in putting together one of the largest sponsorship deals in sports between the Yankees and Adidas.

Prior to joining the Yankees, Schiller was the executive director of Atlanta's International Sports Plaza (ISP). He developed the first-ever private press center serving non-accredited press organizations during the 1996 Centennial Olympic Games and managed the hospitality venue during the Games in partnership with several Olympic sponsors.

Schiller earned a degree in engineering from Vanderbilt University. He is a board member of the Metro Atlanta Chamber of Commerce, the Atlanta Convention and Visitors Bureau, the Atlanta Sports Council, and the Jack and Jill Late Stage Cancer Foundation, and is serving on the SunTrust Atlanta Advisory Council. Schiller is an alumnus of Leadership Atlanta and supports a number of metro Atlanta charities. He also currently serves on various MLB committees. Schiller and his wife, Kristin live in Atlanta with their two children, Luke and Carson.



MIKE PLANT

President and CEO, Braves Development Company

Mike Plant is in his 16th season with the Braves and his second as President and Chief Executive Officer, Braves Development Company. Plant joined the organization

as executive vice president of business operations in November of 2003.

In his role, Plant oversees the Braves real estate and development holdings including The Battery Atlanta, its development and project management teams, design, financing, construction and leasing activities. Braves and Battery security, life safety, parking and government relations are all consolidated under Plant's leadership. He also works with key Braves executives managing all Minor League Team operations and the new Spring Training complex in North Port, Florida.

As part of the Braves executive leadership team, Plant was instrumental in the Braves' efforts to secure and plan SunTrust Park and the adjacent mixed-use development, The Battery Atlanta, which opened in Cobb County in April 2017. The creative and innovative approach Plant led since the project's inception has been recognized as a leading example of how to structure a successful Public/Private partnership now generating substantial returns for multiple government entities. Plant's oversight and direct responsibility for managing all aspects of design, project management, financing, leasing and construction led to delivering approximately 2.5MM square feet in less than 36 months.

A \$300MM, 800,000 square foot phase 2 of The Battery Atlanta has begun under Plant's guidance. The the hallmark of this phase is led by thyssenkrupp, the Global leader in urban mobility, creating a new North American headquarters at The Battery Atlanta.

Plant joined the Braves after having served as executive vice president of Turner Sports since February 2002. In that position, he was in charge of the day-to-day operations of the division, a \$500-million acquisition, promotion and production company that at the time broadcast approximately 1,200 hours of sports programming on various Turner networks.

Before becoming executive vice president of Turner Sports, Plant was president of Ted Turner's multi-sport event, The Goodwill Games, and vice president of events for Turner Sports. He was responsible for the overall direction and management of The Goodwill Games, as well as all sports properties acquired by Turner Sports.

Prior to joining Turner Sports, Plant was president of Medalist Sports, a full-service sports marketing company he founded in 1988. Medalist Sports created and operated premier professional cycling events in the United States and China. In addition, Plant was the associate executive director of the United States Cycling Federation in Colorado Springs, Colo., from 1986 to 1988 and the executive director of the Canoe and Kayak Team from 1985 to 1986.

Plant was a member of the 1980 U.S. Olympic Speedskating team in Lake Placid, NY, and a six-time member of the U.S. World Championship speedskating teams. Since 1980, he has been appointed to numerous committees and boards for the U.S. Olympic Committee (USOC), U.S. Speedskating, International Cycling Federation, and USA Cycling. Plant served on the Atlanta Committee for the 1996 Olympic Games (ACOG) Board of Directors and the Board of Trustees for the Salt Lake City Olympic Bid Committee for the 2002 Winter Games.

Plant served two eight-year terms on the USOC's Board of Directors and Executive Committee (1984-1992 and 2003-2011). He was chairman of the USOC Athletes Council, and chairman of the Athlete Performance Group (1992-1996). Plant was president of USA Cycling, the National Governing Body for Olympic cycling, from 1995 to 2002, and president of U.S. Speedskating from 2013 to 2018.

Internationally, Plant served almost 20 years on the International Cycling Federation's (UCI) Executive Committee, and was president of three different commissions. In 2009, Plant was elected U.S. Olympic Chef de Mission for the Olympic team for the 2010 Vancouver Olympic Games.

He and his wife Mary have two daughters, Erika and Maddie, and a son, Drew.





ALEX ANTHOPOULOS

Executive Vice President & General Manager

Alex Anthopoulos is in his second season as Atlanta's executive vice president and general manager after joining the organization in

November 2017. He is the 12th Braves general manager since the franchise moved to Atlanta in 1966. In his first full season as general manager, the Braves finished with a record of 90-72 and won the NL East, the first division title for Atlanta since 2013.

Anthopoulos, who reports to Chairman Terry McGuirk, oversees all aspects of the club's baseball operations. He came to the Braves after spending the 2016 and 2017 seasons as the Los Angeles Dodgers' vice president of baseball operations.

Anthopoulos joined the Dodgers in January 2016 following six seasons as the Toronto Blue Jays' general manager, which culminated in an American League East title in 2015 to snap Toronto's 22-year postseason drought.

Anthopoulos began his baseball career with the Montreal Expos as a media relations intern in 2000 before transitioning to international scouting and serving as Montreal's coordinator for amateur and professional scouting for the 2002 and 2003 seasons. The Expos expanded his duties in 2003, adding the title of Scouting Supervisor for Canada.

He joined Toronto following the 2003 season as a scouting coordinator and earned a promotion to vice president, baseball operations and assistant general manager on January 8, 2006. On October 3, 2009, he accepted the position of senior vice president, baseball operations and general manager.

In voting by his peers, Anthopoulos was selected as Sporting News' MLB Executive of the Year at the conclusion of the 2015 campaign.



Born May 25, 1977, Anthopoulos is a native of Montreal, Quebec. He is fluent in English and French, and he also speaks some Spanish and Greek. With his Greek descent, he lent his services to the Greek National baseball team around the 2003 European Championships before helping to assemble the Greek national team for the 2004 Olympics in Athens.

Anthopoulos attended Lower Canada College and Marianopolis College before majoring in economics at McMaster University in Hamilton, Ontario. He and his wife, Cristina, have a daughter, Julia, and a son, John.

BRAVES GENERAL MANAGERS

Alex Anthopoulos is the 12th general manager in club history. Bill Lucas, who is listed below, never received the title of general manager, but performed all the duties of the position.

John Quinn.....	1945-58
John McHale.....	1958-66
Paul Richards.....	1966-72
Eddie Robinson.....	1972-76
John Alevizos.....	1976
Bill Lucas.....	1976-79
John Mullen.....	1979-85
Bobby Cox.....	1986-90
John Schuerholz.....	1990-2007
Frank Wren.....	2007-14
John Hart.....	2014-15
John Coppolella.....	2015-17
Alex Anthopoulos.....	2017-present



PERRY MINASIAN

Sr. V.P. of Baseball Operations & Asst. General Manager

Perry Minasian is in his second season with the Braves after joining the organization in September 2017. Minasian began his career

with the Braves as director of player personnel, but was promoted to vice president of baseball operations and assistant general manager in November 2017. He was promoted to his current role on January 14, 2019.

Minasian came to the Braves from the Toronto Blue Jays, where he spent nine seasons (2009-2017). He joined the Blue Jays as a Major League scout in 2009 and served six seasons (2011-16) as director of professional scouting before becoming special assistant to the general manager in 2017.

Minasian has been around professional baseball for 30 years, having served as a batboy for the Texas Rangers from 1988 to 1996, then serving as a clubhouse attendant from 1997 to 2002, before moving into a scouting role in 2003 as a staff assistant.

Prior to his arrival in Toronto, he spent two seasons as an advance Major League scout for the Rangers. He also served as staff assistant to manager Buck Showalter and the Major League coaching staff from 2003 to 2006.

Minasian comes from a deep-rooted baseball family, as his father Zack served over 30 years in professional baseball. Perry's brother Calvin is the minor-league clubhouse manager for the Washington Nationals and his brother Zack serves as the special advisor, scouting for the Milwaukee Brewers.

Born on April 14, 1980 in Chicago, Ill., Minasian was raised in Arlington, Texas, and majored in business at the University of Texas-Arlington. He and his wife, Michelle, have four children, Lola, Minka, Gemma and Cash, and reside in Marietta, Ga.





BOBBY COX

Special Assistant to the General Manager

Bobby Cox closed out his legendary managerial career after the 2010 campaign and is now in his ninth season in a consulting role for the Braves.

Cox was awarded baseball's

highest honor in 2014, when he was inducted into the National Baseball Hall of Fame, along with fellow managers Tony La Russa and Joe Torre and former players Tom Glavine, Greg Maddux and Frank Thomas.

On September 23, 2009, the Braves announced that Cox had agreed to a contract extension for the 2010 season, and Cox himself announced that he would retire from managing at the conclusion of the 2010 campaign. As part of his contract extension, Cox was given a five-year consulting agreement, from 2011 to 2015. In December 2015, that agreement was extended through the 2017 season. He advises and consults in all areas of baseball operations, including the A Major League Club, spring training, minor league operations and scouting. In addition, Cox works with the office of the president on special business projects.

Cox spent 29 seasons as a Major League skipper, including 25 seasons in two stints at the helm of the Braves. His 2,504 wins rank fourth all-time and include a franchise-best 2,149 victories with the Braves and 355 with the Toronto Blue Jays. Cox posted an overall career record of 2,504-2,001-3 (.556). He won his 2,500th game on September 25, 2010, at Washington.

In his final season in 2010, the Braves went 91-71 and claimed the first National League Wild Card championship in franchise history. The 2010 campaign was Cox's 15th with 90-or-more wins, tying him for second all-time in 90-win seasons with Hall of Fame skipper Joe McCarthy (15) and putting him one behind the legendary John McGraw (16). Cox and McCarthy are the only managers in Major League history to compile six 100-win seasons.

Cox won 15 division crowns in his career, including 14 straight in Atlanta that led to five pennants (1991, 1992, 1995, 1996 and 1999) and one World Championship (1995). He had a string of 15 consecutive winning seasons from 1991 to 2005, tying him with Al Lopez and Earl Weaver for third place all-time behind Joe McCarthy (20) and Sparky Anderson (17) for the most consecutive winning campaigns.

Cox was voted the Manager of the Year by the Baseball Writers Association of America four times (1985 with Toronto and 1991, 2004 and 2005 with Atlanta). The Sporting News, in a poll of his peers, honored Cox as the league's top skipper seven times with the Braves and eight times overall. No other manager has won the Sporting News award more than three times since the magazine started the balloting in 1936. In 1991 the Associated Press named him Major League Manager of the Year, as he became the first manager to earn that honor in both leagues, having also won it while with the Blue Jays in 1985.

He brought the city of Atlanta its first major professional sports world championship in 1995 when the Braves defeated the Cleveland Indians, four games to two, in the

World Series. The victory also marked the first time a franchise had won a World Series in three different cities.

In 1993, the Braves won 104 games and became the first National League West team to win three straight division titles. The Braves' 400 Club honored Cox with its "Mr. Baseball" award that season.

The Braves' performance in 1991, when they went from worst-to-first and participated in one of the most dramatic World Series in history, earned Cox several post-season honors. Among others, the Associated Press named him Major League Manager of the Year. Cox became the first manager to earn that honor in both leagues, having also won it while with the Blue Jays in 1985.

Cox managed the Braves from 1978 to '81, compiling a 266-323 record and laying the groundwork for the club's National League West title in 1982. He began a four-year tenure as Toronto's manager in 1982, lifting a habitual last-place team to within one game of attaining a World Series berth in 1985.

In 1982, Cox led the Blue Jays to a 78-84 mark, the best record in their six-year existence. Toronto improved to 89-73 each of the next two seasons and then won the American League East crown by finishing 99-62 in 1985. For his efforts that year, Cox was named Major League Manager of the Year by the Baseball Writers Association of America, the Associated Press and The Sporting News.

Cox returned to the Braves as general manager in October 1985 and oversaw a farm system which set the foundation for great success. He added the field managing responsibilities on June 22, 1990, then devoted all his time to those duties when the Braves named John Schuerholz as general manager in October of that year.

Cox spent five years in the Dodgers' farm system before being selected by the Chicago Cubs in the November 1964 Minor League Draft. He was acquired by the Braves in a 1966 trade that sent outfielder Billy Cowan to the Cubs. After playing for Triple-A Richmond in 1967, he was traded to the New York Yankees and beat out Mike Ferraro, the Yankees' outstanding spring training rookie, for the third base job in 1968. Cox made the Topps Rookie All-Star team in 1968, but lost his job to roommate Bobby Murcer in '69.

Bad knees forced Cox to retire as a player at the age of 30. He was appointed manager of the Yankees' Class-A Fort Lauderdale club in 1971. He won the Eastern League pennant and championship with West Haven in 1972 and placed second twice and third twice in four years at Syracuse, winning the International League's Governor's Cup in 1976. He served as the Yankees' first base coach in 1977.

Born May 21, 1941, in Tulsa, Okla., Cox graduated from Selma (Calif.) High School in 1959 and attended Reedley Junior College. He and his wife, Pam, reside in Marietta, Ga. They have three daughters: Keisha, Kami and Skyla. He has five other children: Debbie, Bobby Jr., Connie, Shelly and Randy.



GREG HELLER

Executive Vice President, Chief Legal Officer

The 2019 season marks Greg Heller's 19th as legal counsel to the Braves. As Executive Vice President and Chief Legal Officer, Heller manages and oversees all legal affairs for the Braves and its wholly-owned minor league affiliates which include the Gwinnett Stripers, the Mississippi Braves, the Rome Braves, the Danville Braves, the GCL Braves and the DSL Braves. Heller also has ultimate oversight for all legal issues related SunTrust Park, The Battery Atlanta and for the Braves' new spring training facility, CoolToday Park, and had ultimate oversight for all legal matters related to the negotiation, planning and development of all three projects for the Braves organization.

Heller's responsibilities and duties include providing guidance and counsel on baseball operations matters, sales and marketing, broadcasting, stadium and business operations, intellectual property, corporate governance, legislative affairs, employment and litigation.

Prior to serving as Executive Vice President and Chief Legal Officer of the Braves, Heller spent nearly seven (7) years with the TBS sports legal group which included the Braves, the Atlanta Hawks, the Atlanta Thrashers, Phillips Arena, the Goodwill Games, the Turner Sports television group (and its NBA, NASCAR, PGA, British Open and MLB properties), and the Turner Sports new media group (and its NASCAR, PGA and PGA TOUR and ACC Select properties).

Heller began his career in sports law as an undergraduate at Indiana University where he graduated cum laude with a Bachelor of Science degree in Sports Marketing/Management. While at Indiana, Heller completed internships with the Peoria Chiefs, a minor league affiliate of the Chicago Cubs, and with the Indiana University athletic department.

Upon graduating from IU, Heller entered law school at Marquette University. While at Marquette, Heller was an active participant in the sports law program, including serving as a member and Student Articles Editor of the Marquette Sports Law Journal, serving as a member of the Sports Law Society, authoring a law review article on the NCAA enforcement process and completing internships with the National Sports Law Institute, Harley Davidson, the Milwaukee Brewers and Reece & Lang PC, the legal division of an Atlanta-based sports management firm.

Upon graduating from Marquette, Heller became an Associate Attorney with the Atlanta firm of Powell Goldstein Frazer & Murphy (now part of Bryan Cave) where he concentrated his practice on general corporate, mergers and acquisitions, securities and sports and entertainment law matters from 1996-1997. In the Fall of 1997, Heller joined the Chicago law firm of Horwood Marcus & Berk and continued his practice in general corporate, mergers and acquisitions and sports and entertainment law matters before joining TBS in the Fall of 2000. Heller currently serves on an Advisory Board at Marquette University Law School's National Sports Law Institute and is also active at Indiana University. In 2004, Heller was named by Marquette University as its Sports Law Alumnus Of The Year. In 2017, Heller was named the W.W. Patty Distinguished Alumnus by the Indiana University School of Public Health.

Heller and his wife Krista have four children, Madelyn, Charlie, John and Elizabeth and live in Roswell.



CHIP MOORE

Exec. VP of Minor League Affiliates and Strategic Planning

The 2019 season marks Chip Moore's 42nd with the Braves organization. Moore, executive vice president of minor league affiliates and strategic planning, assists the Braves' executive board with long-term planning and oversees the club's minor league affiliates, spring training facility and Florida operations. Moore spent nine years (2009-17) as the Braves' chief financial officer, after spending 12 seasons (1997-2008) as senior vice president and controller. He was named to his current position on February 5, 2018.

Moore was instrumental in the Braves' efforts to secure SunTrust Park and the club's mixed-use development, The Battery Atlanta, both of which opened in 2017. He has long been a leader in the business side of the Braves Minor League ownership. Moore played an important role in lease negotiations, relocation, design and construction of minor league ballparks in Rome, Ga., Pearl, Miss., and Gwinnett, Ga.. Additionally, Moore has represented the Rome club on the South Atlantic League Board of Directors since 1992 and has served on Minor League Baseball Board of Trustees the past eight years.

Over the past 25 years, Moore led the Braves finance and accounting function and played a key role in Braves successes both on and off the field. This included managing financial tasks associated with Braves postseason runs, MLB's 2000 All-Star Game in Atlanta and the many challenges associated with the moves from Atlanta-Fulton County Stadium to Turner Field and finally to SunTrust Park.

In addition, Moore was an instrumental figure the Braves' move of spring training from West Palm Beach, Fla., to Disney's Wide World of Sports and, in 2020, to North Port, Fla., in Sarasota County.

Moore steadily moved up through the organization during his tenure. He began as an usher at Atlanta-Fulton County Stadium before working nine seasons as a member of the Braves grounds crew. In 1985 he joined the Braves accounting department and rose to assistant controller in 1988 and controller in 1992 before becoming chief financial officer in 2009.

Moore also worked on the establishment of the Braves charitable entity, the Atlanta Braves Foundation, and has served on its Board as Treasurer since inception.

The 56-year-old Moore graduated from Oglethorpe University in 1985 with a degree in business administration majoring in accounting. Moore serves on the Board of Directors and as treasurer for the Atlanta Braves Foundation. He serves on the Minor League Baseball Board of Trustees and is also on the Board of Directors and serves as vice president of the South Atlantic League of Professional Baseball. In 2006, Moore was inducted into the South Atlantic League Hall of Fame for his contributions to the Rome Braves and the SAL. He currently serves as a member of Major League Baseball's Non-Uniformed Personnel Pension Committee. Locally, he serves on the Board of Atlanta Area Council of Boy Scouts.

Chip and his wife, Anne, reside in Kennesaw, Ga., with their two children, Jordan and Will.



JILL ROBINSON

Executive Vice President, Chief Financial Officer

Jill Robinson is in her second season with the Braves after joining the organization last April as chief financial officer and executive vice president.

In her role, Robinson oversees the Braves' entire accounting, finance, and information technology operations, leading a team of 25 finance and accounting professionals, and 20 information technology professionals. Robinson also manages the Braves' financial interests in The Battery Atlanta, the world-class mixed used real estate development located around SunTrust Park.

Prior to joining the Braves, Robinson worked for McKesson Corporation for 16 years in both San Francisco, Calif., and Atlanta, Ga., serving in a variety of roles for the Fortune 5 company. At the time of her departure, Robinson was the chief financial officer and senior vice president for McKesson Technology Solutions, a \$3 billion healthcare technology company.

She began her career at McKesson in 2001 as a director in the procurement finance department, managing a team that provided all accounting and finance functions for the pharmaceutical purchasing organization. Robinson moved to a director's role in Investor Relations in April 2004, before she was promoted to Vice President of Internal Audit in November 2005.

In March of 2010, Robinson became the chief financial officer and vice president of RelayHealth Pharmacy, growing a three-person department to a team of 35 during her tenure.

In November of 2011, Robinson became the chief financial officer and senior vice president for McKesson Provider Technology, a company worth over \$2 billion. Her team of 250 supported several acquisitions and subsequent integration efforts, while also sponsoring a major legal entity streamlining process.

She was named chief financial officer and senior vice president of McKesson Technology Solutions in February of 2013, and oversaw a team of over 350 for the next four-plus years until joining the Braves.

Robinson began her professional career in 1992 in Indianapolis with Deloitte & Touche, before serving as Controller for Tambourine, Inc., an independent record label, in San Francisco from 2000 to 2001.

A native of Naperville, IL, Robinson graduated from the University of Illinois with a degree in accountancy in 1992. She became a certified public accountant in November of that year.

Jill has always had a passion for career development and supporting women in the workforce, and has served as a founder and executive sponsor of McKesson women's employee resource groups, OWNIT-Bay Area and OWNIT-Georgia, and a founder and executive sponsor of the McKesson Career Development Council – Bay Area & Atlanta. Robinson was also a steering committee member on McKesson's Finance Rotational Development Program. She currently serves on the Advisory Board for the Atlanta CFO Forum.

Robinson lives in Johns Creek with her husband, Rob and their two children: daughter, Chloe (14) and son, Tyler (11).





BILL BARTHOLOMAY

Chairman Emeritus

Named Chairman Emeritus of the Atlanta Braves in November 2003, Bill Bartholomay was previously Chairman of the Board of

Directors of the team since its move to Atlanta in 1966. He has witnessed the Braves win 18 division championships (including a record-setting 14 in a row), five National League pennants and one World Series. The Braves won their first division title in 1969, repeated in 1982, won National League pennants in 1991 and 1992, another NL West crown in 1993, a World Championship in 1995, another pennant in 1996 and division titles in 1997 and 1998. The team won its fifth National League pennant in 1999 and division titles each year from 2000 to 2005 and in 2013 and then again in 2018.

Bartholomay has been involved with the team as a director or owner for more than 50 years. In 1962, he became Chairman of the Milwaukee Braves and led the group in moving the club to Atlanta in 1966. Prior to his association with the Braves, Bartholomay was a director and shareholder of the Chicago White Sox.

Major League Baseball has recognized Bartholomay's expertise in many areas. He has been a member of Major League Baseball's Ownership Committee, Equal Opportunity Committee and the Legislative Committee. He was also a trustee of the Major League Baseball Players' Benefit Plan and is the past chairman of Major League Baseball's Finance Committee. He is a former member of the Major League Baseball Executive Council.

In January 1994, the Braves 400 Club honored Bartholomay with its Ivan Allen, Jr. "Mr. Baseball" award, which is presented to "the person who has contributed significantly to the promotion of baseball in the Atlanta area." In 2002, Bartholomay was inducted into the Braves Hall of Fame.

Although best known for his sports leadership, Bartholomay wears many hats in the business world. He is vice chairman of Willis Group Holdings (NYSE) and is a director or trustee of many other civic and business organizations and educational institutions throughout the country. In March 2015, Bartholomay was recognized by the United States Senate in recognition of his pioneering leadership in baseball and his many civic and philanthropic contributions.

In the fall of 2009, the Braves began a collaboration with the Trey Duffy Scholarship Foundation. The program makes available four college scholarships, up to \$10,000 each, for Atlanta Braves employees and their families. The Trey Duffy Scholarship was established in memory of Bartholomay's grandson Raymond F. Duffy III, known as "Trey." Recipients of the scholarships exemplify some of the qualities embodied by Trey: a true passion for the Atlanta Braves, a strong commitment to make an impact in the community, solid academics and a love for the game of baseball.



Bill Bartholomay with President Jimmy Carter



JOHN SCHUERHOLZ

Vice Chairman Emeritus

Named Vice Chairman Emeritus by the Braves in 2018, John Schuerholz is in his 54th year in professional baseball and his 29th season

in Atlanta. He served as club president for eight and a-half years before being named vice chairman in March 2016.

As president and then as vice chairman, Schuerholz was instrumental in the planning and building of SunTrust Park and the mixed-use development, The Battery Atlanta, which opened in April 2017.

Schuerholz received the game's highest honor in December 2016, when he was elected to the National Baseball Hall of Fame. He was formally inducted into the illustrious club at Cooperstown, N.Y., on July 30, 2017.

Following 26 years as a Major League general manager, from 1982 to 2007, Schuerholz stepped aside as GM after the 2007 season and was named president of the Braves on October 11, 2007. He spent 17 seasons as the Braves' executive vice president and general manager, from 1991 to 2007.

Schuerholz came to the Braves from the Kansas City Royals in October of 1990. Under his leadership and guidance as a GM, the Braves achieved unprecedented success, compiling the best record in baseball (1,594-1,092; .593) over those 17 seasons from 1991 to 2007. The Braves established an American professional sports record by winning 14 consecutive division titles from 1991 to 2005 (the 1994 season was not played to completion).

The Braves won five National League pennants, one World Series and several organization of the year awards. The club won 100-or-more games six times under Schuerholz, including five times in seven seasons from 1997 to 2003.

During his career with Baltimore, Kansas City and Atlanta, Schuerholz has been associated with three World Champions (1966, 1985 and 1995), eight pennant winners and 20 division crowns. In 2004, to honor his nearly 40 years of success at the major league level, Baseball America named him the recipient of the prestigious Lifetime Achievement Award. Atlanta's overall success in 2005 also helped the Braves earn Baseball America's prestigious Organization of the Year award.

When the Braves won the 1995 World Series, Schuerholz became the first executive to be general manager of world championship teams in both the American and National leagues. In his 26 years as a general manager with Kansas City and Atlanta, his teams totaled an amazing 2,348 wins.

During Schuerholz's time with Kansas City, the Royals won one World Championship (1985), two American League pennants (1980 and 1985) and six division crowns (1976, 1977, 1978, 1980, 1984 and 1985). The Sporting News selected him as the Major League Executive of the Year in 1985, when Kansas City won the World Series.

Schuerholz was inducted into the Braves Hall of Fame in August 2016 and the Georgia Sports Hall of Fame in February 2015. In January 2014 he was honored with the Outstanding Achievement in Baseball Award by the Professional Baseball Scouts Foundation. He was inducted into the Atlanta Sports Hall of Fame in 2008 and the Negro Leagues Baseball Museum recognized John as the National League Executive of the Year with its Andrew "Rube" Foster Award in 2001, 2002 and 2005. After the Braves' 1991 worst-to-first performance, Schuerholz was named the Executive of the Year by UPI, the Boston Writers Association and the Maryland Tops in Sports group, Executive of the Year by the Georgia Securities Association and Georgian of the Year by Georgia Trend Magazine.

Schuerholz served as chairman of Major League Baseball's Pace of Game Committee and was chairman of the Instant Replay Expansion Committee, which oversaw the implementation of expanded replay beginning in 2014. He also served on the Playing Rules Committee.

A native of Baltimore, Schuerholz left a job as a junior high school teacher to join the Orioles in 1966. He moved to Kansas City two years later, and as an administrative assistant, was involved in the expansion draft that created the first ever Royals roster. He was named Assistant Farm Director in 1970 and became Farm Director in 1975. He was promoted to director of player procurement and development in 1976 and vice president-player personnel in 1979. The Royals named Schuerholz executive vice president and general manager in October of 1981, when he was 41.

Born October 1, 1940, Schuerholz is a graduate of Towson (MD) University, where he played soccer and baseball. He was an all-conference choice in baseball and the school's Athlete of the Year in 1962. He was inducted into Towson's Athletic Hall of Fame in 1973 and served on the school's Board of Visitors. Towson's baseball facility is named John Schuerholz Park.

Schuerholz's book, "Built to Win: Inside Stories and Leadership Strategies from Baseball's Winningest GM," which was released in the spring of 2006.

He and his wife Karen have two children, Gina and Jonathan, and four grandchildren. Jonathan has been a player, instructor or executive in the Braves' system since 2002.

BASEBALL OPERATIONS



BASEBALL OPERATIONS DIRECTORY

EXECUTIVES

Alex Anthopoulos..... Executive Vice President, General Manager
 Perry Minasian..... Sr. Vice President & Assistant General Manager
 Dana Brown..... Vice President, Scouting
 Jason Paré..... Assistant General Manager, Research and Development
 Alex Tamin..... Assistant General Manager, Major League Operations

SPECIAL ASSISTANTS TO BASEBALL OPS

Mike Fast..... Special Assistant to the General Manager
 Bobby Cox..... Special Assistant to the General Manager
 Andruw Jones..... Special Assistant, Baseball Operations
 Chipper Jones..... Special Assistant, Baseball Operations
 Fred McGriff..... Special Assistant, Baseball Operations
 Greg Walker..... Special Assistant, Baseball Operations

BASEBALL OPERATIONS STAFF

Dixie Keller..... Director, Baseball Administration
 Rob Smith..... Manager, Baseball Video Operations
 Elizabeth Terán..... Executive Assistant to Alex Anthopoulos
 Seth Heizer..... Assistant, Family Relations
 Jordan Jackson..... Bill Lucas Apprentice

MAJOR LEAGUE OPERATIONS

Noah Woodward..... Manager, Major League Operations
 Caelan Collins..... Analyst, Major League Operations
 Nick Coppola..... Analyst, Major League Operations
 Adam Sonabend..... Analyst, Major League Operations
 Doug Wachter..... Coordinator, Major League Operations
 Braeden Schlehuber..... Advance Scout
 Tom O'Donnell..... Trainee, Major League Baseball Operations

RESEARCH & DEVELOPMENT

Garrett Wilson..... Manager, Baseball Systems
 Mike Copeland..... Developer and Data Architect, Baseball Systems
 Michael Lord..... Analyst, Research & Development
 Josh Malek..... Analyst, Research & Development
 Scott Rapponotti..... Analyst, Research & Development
 Kyle Sargent..... Analyst, Research & Development
 Ronit Shah..... Analyst, Research & Development

CLUBHOUSE

John Holland..... Director, Equipment and Clubhouse Services
 Jim Lovell..... Director of Team Travel
 Fred Stone..... Visiting Clubhouse Manager
 Eric Durban..... Assistant Equipment & Clubhouse Services Manager
 Chris Hunter..... Assistant Equipment & Clubhouse Services Manager

MEDICAL & PERFORMANCE STAFF

Dr. Joe Chandler..... Director Medical Services Emeritus
 Dr. Gary Lourie..... Head Team Physician
 George C. Poulis..... Director of Player Health/Head Athletic Trainer
 Jeff Porter..... Athletic Training Advisor
 Mike Frostad..... Assistant Athletic Trainer
 Brad Scott..... Head Strength and Conditioning Coach
 Jordan Wolf..... Assistant Strength and Conditioning Coach
 Pete Cicinelli..... Major League Head Physical Therapist
 Nick Valencia..... Major League Assistant Physical Therapist
 Yoshi Nishio..... Massage Therapist

SCOUTING

Matt Grabowski..... Assistant Director, Amateur Scouting Operations
 Jonathan Schuerholz..... Assistant Director, Professional Scouting
 Tom Giordano..... Senior Advisor to Pro Scouting
 Tom Davis..... Senior Advisor to Scouting
 Chris Lionetti..... Coordinator, Scouting

MAJOR LEAGUE SCOUTS

Dave Holliday..... Major League Scout
 Matt Kinzer..... Major League Scout
 Rick Ragazzo..... Major League Scout
 Ted Simmons..... Major League Scout
 Terry Tripp Sr..... Major League Scout
 Rick Williams..... Major League Scout

PROFESSIONAL SCOUTS

Alan Butts..... Professional Scout
 Jason Dunn..... Professional Scout
 Rod Gilbreath..... Professional Scout
 Devlin McConnell..... Professional Scout
 Trenton Moses..... Professional Scout
 Paul Runge..... Professional Scout
 Billy Ryan..... Professional Scout

CROSS CHECKERS

Brett Evert..... Regional, West
 Joe Jordan..... National
 Ron Marigny..... National
 Reed Dunn..... Regional, Southeast
 Gary Rajsich..... National
 Deron Rombach..... National
 Terry C. Tripp..... Regional, Midwes

AREA SUPERVISORS

Kevin Barry..... W. KY, IL, S. IN, IA, MN, WI
 Billy Best..... NC, SC
 Jim Blueberg..... N. CA, N. NV
 Jon Bunnell..... Central FL
 Ray Corbett..... N. TX/OK
 Dan Cox..... S. CA, HI
 Kirk Fredriksson..... GA, N. FL, AL
 JD French..... AR, KS, MO, NE, ND, SD
 Smoke Laval..... LA, MS
 Ted Lekas..... NY, CT, RI, VT, NH, MA, ME, E. Canada
 Cody Martin..... WA, OR, ID, MO, W. Canada
 Kevin Martin..... S. CA, S. NV
 Freddy Pérez..... TN, KY, OH, MI
 Lou Sánchez..... S. FL, Puerto Rico
 Alan Sandberg..... VA, PA, MD, DE, NJ, Long Island
 Darin Vaughan..... S. TX
 Ricky Wilson..... AZ, CO, NM, UT

INTERNATIONAL SCOUTING

Gerald Milanes	Manager, International Scouting Administration
Jonathan Cruz	Coordinator, Latin American Operations
Chris Roque	Central American Supervisor
Junior Colatosti	Area Scout, Venezuela
Carlos García	Scout, South America
Luis Santos	Scout, Dominican Republic
Carlos Sequera	Latin American Scout
Renny Villalobos	Area Scout, Venezuela

SCOUTS & VIDEO COORDINATORS

Hank Aaron Jr.	Alabama & Georgia
Darin Blair	Illinois
Hugh Buchanan	Alabama, N. Florida, Georgia
Stu Cann	Illinois
Dewayne Kitts	South Carolina
Abraham Martinez	Puerto Rico
Anthony Flora	Midwest Video Coordinator
Trey McNickle	East Coast Video Coordinator
Byce Mosier	West Coast Video Coordinator

PLAYER DEVELOPMENT

Dom Chiti	Director of Player Development
Ron Knight	Assistant Director, Minor League Operations
AJ Scola	Assistant Director, Minor League Personnel
Terry Pendleton	Special Advisor to Player Development
Eddie Pérez	Special Advisor to Player Development
Kyle Clements	Minor League Video Coordinator
Fernando Pineres	Cultural Diversity Coordinator
Phi Guica	Assistant, Baseball Operations
Dylan Quantz	Assistant, Player Development
Tucker Meredith	Trainee, Player Development

ROVING STAFF

Doug Mansolino	Field Coordinator
Dave Wallace	Director of Pitching
Derrick Lewis	Pitching Coordinator
Mike Brumley	Hitting Coordinator
Jeff Datz	Catching Coordinator
Adam Everett	Infield Coordinator
John "T-Bone" Shelby	Outfield/Baserunning Coordinator
Nick Flynn	Assistant Minor League Medical Coordinator
Jeff Stevenson	Assistant Minor League Medical Coordinator
Mike Schofield	MiLB Strength & Conditioning Coordinator
Ryan Driscoll	Asst. MiLB Strength & Conditioning Coordinator

GWINNETT [AAA]

Damon Berryhill	Manager
Mike Maroth	Pitching Coach
Bobby Magallanes	Hitting Coach
Einar Diaz	Coach
Nick Jensen	Trainer
Paul Howey	Strength & Conditioning Coach

MISSISSIPPI [AA]

Chris Maloney	Manager
Dennis Lewallyn	Pitching Coach
Carlos Mendez	Hitting Coach
Alfredo Amezaga	Coach
TJ Saunders	Trainer
Jordan Sidwell	Strength & Conditioning Coach

FLORIDA [A]

Barrett Kleinkecht	Manager
Dan Meyer	Pitching Coach
Doug DeVore	Hitting Coach
Juan "Porky" Lopez	Coach
Dave Comeau	Trainer
Chris Cecere	Strength & Conditioning Coach

ROME [A]

Matt Tuiasosopo	Manager
Kaneoka Texeira	Pitching Coach
Bobby Moore	Hitting Coach
Wigberto Nevarez	Coach
Eric Hrycko	Trainer
Ryan Meehan	Strength & Conditioning Coach

DANVILLE [R]

Anthony Nunez	Manager
Jason Stanford	Pitching Coach
Danny Santiesteban	Hitting Coach
Connor Narron	Coach
Kojo Kanumura	Trainer
Sam Feldman	Strength & Conditioning Coach

GCL BRAVES [R]

Nestor Pérez	Manager
Elvin Nina	Pitching Coach
Rick Albert	Hitting Coach
Barbaro Garbey	Hitting Coach
Angel Flores	Coach
Austin Smith	Trainer
Kyle Lindsey	Strength & Conditioning Coach

DSL BRAVES [R]

Jefferson Romero	Manager
Hector Astacio	Pitching Coach
Jose Rodríguez	Pitching Coach
Omar Rosario	Hitting Coach
Elvis De La Cruz	Infield Coach
Jesus Aviles	Trainer
Pedro Hernández	Strength & Conditioning Coach

FLORIDA OPERATIONS

Jeff Pink	Minor League Equipment Manager
David Chavarria	Rehab Pitching Coach
Ben Cuddy	Physical Therapist

INTERNATIONAL OPERATIONS

Lothar Schott	Manager, DR Administration & Operations
Ruth Peguero	Administrative Assistant
Cesar Sarmiento	Intern

2019 BRAVES BASEBALL OPERATIONS STAFF

JASON PARÉ Assistant GM, Research and Development

- Jason Paré is in his second season with the Braves organization after joining the team in December of 2017...The Braves are Paré's fifth organization.
- In his role, Paré is responsible for overseeing all aspects of the Braves' research and development department, as well as supporting the day-to-day functions of the baseball operations group.
- In addition, Paré provides General Manager Alex Anthopoulos and Assistant General Manager Perry Minasian with data-driven recommendations related to professional player acquisitions, the amateur draft, player development, and in-game strategy...He also implements the use of new and existing sources of baseball data to develop information systems, tools, metrics, and processes that aid in baseball operations decision-making procedures.
- Prior to joining the Braves, Paré spent the 2015 and 2016 seasons as senior director of analytics for the Miami Marlins...Previous to that, he worked as an analyst, baseball analytics for the Toronto Blue Jays for two seasons (2013-14).
- From 2007 to 2012, Paré spent six seasons with the Cleveland Indians... He originally joined the organization as a baseball operations intern before working four seasons as an analyst and assistant in baseball operations.
- Paré, who is a 2010 graduate of the Major League Scouting Bureau's Scout Development Program, began his baseball career with a summer internship with the Oakland Athletics in 2007.
- A native of East Greenwich, RI, Paré graduated from Yale University in 2007 with a B.A. in cognitive science.
- Jason, 33, resides in Atlanta.



ALEX TAMIN Assistant General Manager, Major League Operations

- Alex Tamin is in his second season with the Braves organization and his first as the assistant general manager, major league operations.
- Promoted to his new position in January of 2019... Joined the organization as the director of baseball operations in December of 2017...Spent the previous five seasons working in the same role with the Los Angeles Dodgers.
- In his role, Tamin works closely with General Manager Alex Anthopoulos and Assistant General Manager Perry Minasian on all matters relating to the major league team, including roster management and transactions, advance scouting, trades, contract extensions, arbitration and free agent signings.
- Previous to his time with a major league front office, Tamin spent more than 15 years representing a number of major league teams during the salary arbitration process...Tamin also maintained a legal practice focused on complex commercial litigation during that time.
- Tamin, 48, graduated from Johns Hopkins University in 1992 and completed his J.D. at the UCLA School of Law in 1995.
- Alex and his wife, Jennifer reside in Stevenson Ranch, Calif., with their sons, Brandon and Matthew, and daughter, Brooke.



DANA BROWN

Vice President, Scouting

- The 2019 season marks Dana Brown's first season with the organization as its Vice President, Scouting...Begins his 29th year in professional baseball.
- Brown joined the Braves on January 11, 2019 after serving as a special assistant to the general manager for the previous nine seasons in Toronto.
- In his role, Brown will oversee all of Atlanta's amateur scouting efforts.
- Brown joined the Blue Jays prior to the 2010 season and served as one of the club's top evaluators, contributing to a pair of postseason trips...Toronto's 2015 A.L. East Championship clinched the club's first postseason appearance since 1993, and snapped the longest playoff drought in the majors at the time.
- Prior to joining the Blue Jays, was the Director of Scouting with the Nationals/Expos for eight years, drafting over 40 Major League players including seven all-stars: Chad Cordero, Ian Desmond, Ryan Zimmerman, Marco Estrada, Jordan Zimmermann, Derek Norris and Stephen Strasburg.
- Previously worked with the Pittsburgh Pirates for eight years as an area scouting supervisor and East Coast Scouting Coordinator.
- Also coached two years in the minors and played three years, all with the Philadelphia Phillies organization, after being drafted out of Seton Hall University in 1989 where he played with Hall of Fame teammate Craig Biggio...He also played with three other major leaguers on that same team: Mo Vaughn, John Valentin and Kevin Morton.
- Inducted into the Seton Hall University Hall of Fame in 2008 and the New Jersey Sportswriter Hall of Fame in 2012 for notable accomplishments in baseball.
- He is also in the New Brunswick High School Hall of Fame with high school teammate Eric Young, Sr. who is the club's current first base/outfield coach.
- Dana, 52, currently resides in Franklin Park, NJ with his wife, Casandra and two children: a son, Dana Jr., and daughter, Autumn.



MIKE FAST


Special Assistant to the General Manager

- Mike Fast in his first season with the Braves, after joining the organization in November of 2018.
- In his role, Fast assists General Manager Alex Anthopoulos and Assistant General Managers Perry Minasian, Jason Paré and Alex Tamin on all matters relating to the organization's baseball operations, including roster management and transactions, advance scouting, trades, contract extensions, arbitration, player development and free agent signings.
- Fast joined the Braves from the Houston Astros, where he spent seven seasons in the club's front office, most recently as the team's director of research and development.
- In his most recent role with Houston, Fast led the Astros' analytical group, while also helping with player evaluations and player transactions.
- Prior to joining the Astros in February of 2012, Fast wrote for Baseball Prospectus, The Hardball Times and MVN.com.
- Fast worked as a semiconductor engineer for 17 years after graduating from the University of Oklahoma with a degree in engineering physics.
- Fast, XX, and his wife, Lori, reside in Kingwood, TX with their four children: Madeleine, Zachary, Amelie and Analise.



DOM CHITI **Director of Player Development**

- Dom Chiti is in his ninth year with the Braves organization and his second in his role as director of player development... Chiti transitioned into the position in September of 2017.
- Following a brief two-year stint with the Baltimore Orioles, Chiti returned to the Braves in 2016 and spent two seasons as the club's director of pitching... He previously worked for the club from 2009 to 2013 as a special assistant to the general manager and major league scout (2009-12) and pitching development, special assignment (2013).
- Chiti's began his career in 1982, and he has worked for four teams as a coach, scout and baseball operations front office member during his tenure (Baltimore, Cleveland, Texas and the Braves).
- From 2014-15, Chiti served as Orioles bullpen coach.
- From 2002 to 2008, he spent seven seasons with the Rangers... He served (2006-08) as the team's bullpen coach and from 2002 to 2005, he worked in a variety of roles, including director of player personnel, special assistant to the GM and advance scout.
- In 1989, he was Cleveland's roving minor league instructor until he was promoted to club's Major League bullpen coach in 1992... In 1994 he worked as an advanced scout, and in 1995 he was the pitching coach for Buffalo (AAA).
- From 1996 to 2001 he served as the club's American League advance scout.
- His coaching career began in 1982 in the Orioles organization where he spent his first nine seasons working as a minor league pitching coach and a roving pitching instructor.
- Originally selected out of Raleigh-Egypt (TN) High School by the Braves in the second round of the 1976 draft, the left-hander played from 1976 to 1980 in the Braves system before ending his career with Baltimore affiliate Hagerstown in 1981.
- Chiti, 60, attended New River Community College in Dublin, Va., and majored in accounting.
- He is the son of former major leaguer Harry Chiti, who spent eight-plus seasons with the Chicago Cubs, Kansas City Royals, Detroit Tigers and New York Mets.
- Dom and his wife, Jennifer reside in Auburndale, Fla... He has two children, Morgan Bishop and John Dominic, and three stepchildren, Kira, Kassie and Krista.



DIXIE KELLER **Director, Baseball Administration**

- Dixie Keller is in her first season as director of baseball administration and her 19th season overall with the organization... She is the club's first ever female director in baseball operations.
- She joined the club's scouting department in December 2000 and was promoted to senior manager of baseball administration prior to the 2018 season... She was promoted again to her new role in January of 2019.
- In her role, she works closely with the general manager and assistant general managers in all facets of the club's administrative needs in the front office... This includes being an active liaison with the Commissioner's office, managing the financial budgets for baseball operations, supervising the Bill Lucas Apprenticeship program and processing the player contracts and transactions for the 40-man roster.
- During her 17 seasons in the scouting department, Keller focused on player eligibility and event organization for the Major League Baseball Rule 4 Amateur Player Draft and the July 2 International Signing Day.
- In addition, she administered the continuing education program, coordinated the contract process for the first-year players and served as the main contact for the field staff.
- Prior to joining the Braves, she worked for the Amateur Athletic Union (AAU) as an event operations manager organizing the various amateur sporting events held at ESPN's Wide World of Sports Complex in Lake Buena Vista, Fla... Honored for her outstanding service, she was presented the AAU Presidential Award for Leadership in 1998.
- In 2012, she made a cameo appearance in the Clint Eastwood movie "Trouble with the Curve."
- Originally from Montgomery, Ala., she earned her master's degree in sports administration from the United States Sports Academy, and her bachelor's degree in sports management from Arkansas State University.



MATT GRABOWSKI **Assistant Director, Amateur Scouting Operations**

- The 2019 season is Matt Grabowski's eighth season with the Braves organization and his first as the assistant director, amateur scouting operations.
- He was promoted to his current role in January of 2019...In his position, he oversees all aspects of the Braves' MLB Draft Operations including amateur player evaluation and analysis, coordinating scouting assignments, and strategic initiatives.
- He spent the previous four seasons as the assistant director of scouting and analytics, in which he oversaw the pro scouting department, while also going out on scouting assignments himself.
- Grabowski joined the organization in June of 2011 as a baseball operations intern and remained in that role until he was promoted to an assistant within the baseball operations department in October of 2011.
- He previously was responsible for developing and implementing new proprietary evaluation systems utilizing both scouting reports and statistical analysis, as well as negotiating free agent contracts and overseeing all baseball information scouting reports and statistical analysis.



- The former pitcher received his degree in operations research and financial engineering with a minor in engineering management systems in 2011 from Princeton University, where he was a four-year member of the Tigers baseball team...He made a record-setting 66 appearances from 2008 to 2011 and during his senior year, was co-captain of the 2011 Ivy League Championship squad.
- Matt, 29, resides in Atlanta with his fiancé, Sara.

RON KNIGHT **Assistant Director, Minor League Operations**

- The 2019 season is Ron Knight's first season as the Braves Assistant Director of Minor League Operations...He was promoted to the role in January 2019 after working as the Manager of Minor League Administration since 2015.
- Knight works closely with the Braves Director of Player Development, Dom Chiti, in all aspects of minor league operations including the evaluation of the minor league system, roster management, international operations, minor league free-agent contract negotiations, budgets, and the maintenance of existing programs.
- Knight has been a member of the Braves organization since 2009 and began as a Baseball Operations Trainee prior to being promoted to Baseball Operations Assistant in 2011.



- A native of Atlanta, Knight graduated from Morehouse College with dual BA degrees in Business Administration with a concentration in Management and Spanish. He also earned two masters degrees in Business Administration and Sports Administration from Ohio University

JONATHAN SCHUERHOLZ **Assistant Director, Professional Scouting**



- Jonathan Schuerholz is in his first year as assistant director, professional scouting...He was promoted to his new role in January of 2019.
- In his position, Schuerholz oversees all aspects of the organization's pro scouting department, which is responsible for scouting major and minor league games...He manages all of the professional scouts' assignments, while also handling the department's budget.
- Schuerholz also works closely with the player development department to recommend player signings.
- He was instrumental in the planning and the design of the organization's new spring training facility in North Port, Fla.
- He spent the previous four years as the organization's assistant director of player development...Prior to joining the Braves front office in October of 2014, Schuerholz spent six seasons, from 2009 to 2014, as a manager and instructor in the Braves farm system.
- From 2011 to 2014 Schuerholz managed three different minor league clubs over a four-year span...He skippered the 2014 Single-A Rome Braves and previous to that, he was at the helm for the rookie-level Danville Braves for two seasons (2012-13)...He spent the 2011 campaign managing the rookie-level Gulf Coast League Braves.
- During his managerial career, Schuerholz made one postseason appearance as he led the 2012 Danville club to their second consecutive postseason appearance.
- Schuerholz originally joined the organization in a coaching capacity in 2009 when he spent two seasons (2009-10) as the Braves' roving infield instructor.
- The former infielder played three seasons (2000-02) at Auburn University and was drafted by the Braves in the eighth round of the 2002 First-Year Player Draft...He played six minor league seasons and during the 2007 season, Schuerholz retired from his professional baseball playing career and returned to Auburn University to complete his bachelor's degree in business administration.
- Schuerholz, 38, has been around baseball his entire life...His father, John Schuerholz, is the Braves' vice chairman emeritus.
- Jonathan and his wife, Jennifer have two sons, Boland and Ward, and reside in Atlanta.

AJ SCOLA **Assistant Director, Player Development - Personnel**



- AJ Scola begins his first season as Assistant Director, Player Development - Personnel and his seventh season with the Braves overall...Promoted to his current role in January of 2019.
- Works closely with Director of Player Development Dom Chiti on all of the organization's on-field baseball programs at the minor league level, personnel evaluation, and management and leadership development programs.
- Scola also oversees the organization's player growth plans, new technology initiatives at the minor league level, player nutrition, the cultural development program, and the Tamahakan leadership group.
- Began his career with the Braves as a baseball operations trainee in 2013... Transitioned in 2014 to player development and has been working in multiple capacities since...Some of his prior responsibilities included international scouting and development, and the signing of minor league free agents.
- Began his career in professional baseball with the Cleveland Indians in 2012, serving as an international player development and scouting intern living at the team complex in the Dominican Republic...In his role, Scola assisted the international scouting director and assistant director of player development in on-field initiatives as well as cultural development.
- Scola played two years of professional football, with one season in Germany and one in Spain.
- A native of Worcester, MA., Scola earned a bachelors degree in Political Science and Spanish from Amherst College in 2009....He played football, hockey and ran indoor track while in school.
- Scola and his wife, Eleanor, have a daughter, Camilla, a dog, Niva and reside in Marietta.

GREG WALKER Special Advisor to Baseball Operations



- The 2019 season marks Greg Walker's eighth in the organization and his fifth as a special advisor to baseball operations...Walker served his first three seasons, from 2012 to 2014, as the Braves' Major League hitting coach.
- In his role, Walker's primary responsibility has him working with the organization's minor league hitters during spring training, as well as traveling to some of the Club's minor league facilities during the regular season.
- Prior to joining the organization, Walker served as the hitting coach for the Chicago White Sox for eight-and-a-half seasons, from May 2003 through the 2011 season...He also worked as the hitting coach for Chicago's Triple-A Charlotte affiliate in 2002 and '03.
- Walker was a member of the American League All-Star coaching staff in 2006, when the Sox led the majors in home runs (236), slugging percentage (.464) and batting average with runners in scoring position (.307), while ranking third in runs scored (868) and fifth in overall batting average (.280).
- As a player, Walker posted a .260 career batting average with 113 home runs and 444 RBI in 855 games over a nine-year career (1982-90) with the White Sox and Baltimore Orioles.
- He was originally drafted by the Philadelphia Phillies in 1977 and was later selected by the White Sox in the Rule 5 Draft in 1979.
- Walker made his Major League debut with a pinch-hit single on September 16, 1982.
- He led the A.L. in games played (163) in 1985 and annually ranked among the league leaders in fielding percentage by first basemen...On July 30, 1988, he suffered a life-threatening seizure during batting practice and missed the remainder of the season...He returned to play in 77 games in 1989.
- Walker was the White Sox 1986 nominee for the Roberto Clemente Award and he received the Chicago Baseball Writers' "Good Guy" Award at their January 1990 Diamond Dinner.
- Greg is a native of Douglas, Ga., and still makes his home there with his wife, Carman...They have three daughters: Kaycee, Leigh Ann and Lauren...He played baseball and football at Coffee High School and enjoys golf, hunting and fishing.

TOM GIORDANO Senior Advisor to Pro Scouting



- The 2019 season marks Tom Giordano's 72nd season working in professional baseball and his fifth with the Braves organization...He joined the Braves prior to the start of the 2015 campaign as a special assistant to the general manager...He moved into the role of senior advisor to pro scouting during the 2017-18 off season.
- Giordano's baseball career dates to 1948 when he was signed by the Pittsburgh Pirates as an amateur free agent...Five years later, he went on to make his Major League debut on September 11, 1953, with the Philadelphia Athletics.
- Following six seasons playing at the minor league level, Giordano's professional coaching career began in 1956 as a player-manager for the Milwaukee Braves... He went on to serve as a coach, manager, scout and baseball operations front office executive over the next six decades with the Philadelphia and Kansas City Athletics, Seattle Pilots and Milwaukee Brewers, Montreal Expos, Baltimore Orioles, Texas Rangers and Atlanta Braves.
- Since the 1979 season, he has made six trips to the World Series, including a championship with Baltimore in 1983 when he was the director of scouting and player development.
- In 1978, he was instrumental in selecting Hall of Famer Cal Ripken, Jr. with the Orioles' second-round selection.
- In 2016, he was honored by the Ted Williams Museum and Hitters Hall of Fame with the Ted Williams Lifetime Achievement award.
- In 2007, he was named Major League Baseball's East Coast Scout of the Year by his peers.
- The 93-year-old Giordano, a former infielder who is nick-named "T'Bone," is a native of Newark, N.J., and was inducted into the Newark, N.J., Athletic Hall of Fame on October 24, 2012.
- Tom and his wife of 70 years, Bernice, have two children, Gail and Gene, and reside in Orlando, Florida.

ANDRUW JONES Special Assistant to Baseball Operations

- The 2019 season marks Andruw Jones' fourth as a special assistant to baseball operations after being named to the position in February 2016 following the conclusion of his playing career.
- In his role, Jones instructs and assists minor-league outfielders during the spring and regular seasons, as well as assisting with major league workouts during spring training...He also consults on trades with the baseball operations staff.
- Jones retired from playing in 2016...The former outfielder was a five-time All-Star and 10-time Gold Glove winner, winning the award in each season from 1998-2007.
- Signed by the Braves as an amateur free agent in 1993, Jones spent 14 years in the Atlanta organization, including 12 at the major league level.

- He hit a franchise-record 51 home runs in 2005 on his way to the National League's Hank Aaron Award and a second-place finish in N.L. MVP voting.
- Jones spent time with five different Major League organizations (Atlanta, Los Angeles-NL, Texas, Chicago-AL and New York-AL) and played two years with the Rakuten Golden Eagles of the Japan Pacific League during his 21-year playing career (1994-2014)... A career .254 hitter in the majors, he totaled 434 home runs and 1,289 RBI in 2,196 games.
- Jones, 41, lives in Atlanta with his wife, Nicole and their children, Madison and Drew.



CHIPPER JONES Special Assistant to Baseball Operations

- Following a playing career that lasted 19 Major League seasons with the Atlanta Braves, Chipper Jones joined Atlanta's baseball operations department in a special assistant role prior to the 2016 season.
- In his role, Jones consults with the baseball operations staff on trades and free-agent acquisitions and evaluates Braves minor league players during spring training and the regular season...He also assists with player evaluations leading into the Major League Baseball amateur draft.

- The 1999 National League MVP and 2008 N.L. Batting Champion was elected into the National Baseball Hall of Fame in January of 2018, while the Braves retired his uniform No. 10 and inducted him into the Atlanta Braves Hall of Fame in July of 2013.
- Chipper, 46, resides in Atlanta with his wife, Taylor and their sons, Cutler Ridge and Cooper, and his stepson, Bryson...He has four other children, Larry Wayne Jones III (Trey), Shea, Triston and Matthew.




FRED McGRUFF Special Advisor to Baseball Operations

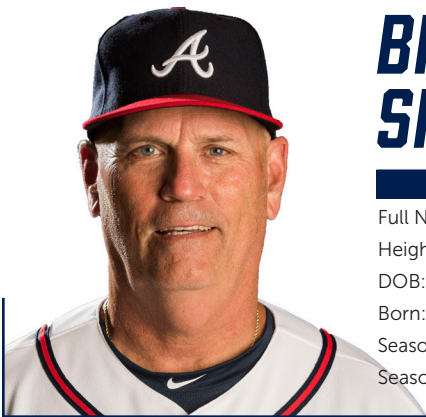
- Fred McGruff, a familiar face within the Braves organization, made his return to the club in February of 2015 in a support role after spending the 2014 season as a consultant for the Toronto Blue Jays.
- In his role, McGruff attends major league spring training as an instructor and during the regular season he primarily focuses on professional scouting.
- McGruff also held an advisory role for four seasons, from 2007 to 2010, with the Tampa Bay Rays.
- The former first baseman and five-time All-Star enjoyed parts of five seasons with the Braves from 1993 to 1997, which included a World Series Championship in 1995.

- McGruff played for six different organizations (San Diego, Tampa Bay, Chicago-NL, Los Angeles-NL and Toronto) during his 19-year career (1986-2004) and posted a .284 career batting average, with 493 home runs and 1,550 RBI.
- McGruff, 55, resides in Tampa, Fla., with his wife, Veronica and two children, Erick and Ericka.





BRIAN SNITKER & STAFF



BRIAN SNITKER

43

MANAGER

Full Name: **Brian Gerald Snitker**

Height: **6-1**

Weight: **190**

DOB: **October 17, 1955**

Opening Day Age: **63**

Born: **Decatur, IL**

Resides: **Marietta, GA**

Seasons as Braves Manager: **4th**

Seasons as a Major League Manager: **4th**

- The 2019 campaign marks Brian Snitker's third full season as Braves manager and his 43rd in the organization...The club named him interim manager on May 17, 2016...He was formally announced as Atlanta's manager on October 11, 2016.
- Named the 2018 National League Manager of the Year by the Baseball Writers' Association of America (BBWAA) after capturing 17 of 30 first-place votes...Finished with 116 points, 17 more than Milwaukee's Craig Counsell.
 - Prior to Snitker, Hall of Famer Bobby Cox was the only Braves manager to win Manager of the Year, earning the award in 1991, 2004 and 2005.
 - Led the Braves to a 90-72 record and the 18th division title in franchise history in 2018...He became the sixth Braves manager to take the team to the postseason by his second full season and the first since Fredi González led the 2012 club to the Wild Card Game.
 - The Braves finished with a National League high-tying 20 victories in their final at-bat this season after also leading the league in such victories the last two years...They had 20 last season and 19 in 2016...Since Snitker took over as interim manager on May 17, 2016, the Braves have collected 57 last at-bats wins, most in the majors.
- Signed a two-year contract with a club option for 2021 on October 15, 2018. ...The club exercised his option for 2018 on October 5, 2017.
- Joined the organization in 1977 as a non-drafted free agent.
- He spent seven seasons as the major league club's third base coach, from 2007 to 2013...Also had two stints with the major league staff as the bullpen coach in 1985 and from 1988 to 1990.
- Began the 2016 season as the manager at Triple-A Gwinnett before joining the Braves in Pittsburgh for his first game, a 12-9 loss, on May 17...He earned his first win the next day against the Pirates and his first home win came on May 27 vs. Miami.
 - Atlanta was 9-28 when Snitker took over in 2016...The team went 59-65 (.476) over the final 124 games.
- Served 20 seasons as a minor-league manager, compiling an overall record of 1,301-1,309 (.498).
 - Managed at Triple-A (Gwinnett, 2014-16; Richmond, 2006), Double-A (Mississippi, 2005; Greenville, 2002-04), High-A (Myrtle Beach, 1999-2001), Single-A (Macon, 1997-98, 1992; Durham, 1987 and 1983-84, Sumter, 1986, Anderson, 1982) and Rookie Level (Danville, 1996).
- Five of his minor-league clubs advanced to postseason play, and he won two league titles (consecutive championships with Myrtle Beach in 1999-2000) and two Manager of the Year Awards (Myrtle Beach in 1999-2000).
- Began his coaching career as a roving instructor for the Braves in 1981...Was originally hired by Hank Aaron.
- He served as a coach in the Atlanta farm system for three seasons, 1993 and 1994 (Danville) and 1995 (Durham).
- The former catcher played four seasons (1977-80) in the minors.
- Born October 17, 1955 in Decatur, Illinois. Graduated from Macon (Ill.) High School and played baseball at the University of New Orleans.
- Brian and his wife Veronica reside in Marietta, Ga... They have two children, Erin and Troy, and two grandchildren...Troy was drafted by Atlanta in the 19th round of the 2011 draft and is now the assistant hitting coach with Houston.

COMPLETE RECORD

Year	Club	AVG	G	AB	R	H	2B	3B	HR	RBI	SH	SF	HP	BB	SO	SB-CS	OBP	SLG	E
1977	Kingsport	.270	55	163	28	44	7	1	8	33	6	3	2	19	33	8-4	.348	.472	7
1978	Richmond	.333	6	12	1	4	0	0	0	3	0	0	0	1	4	0-0	.385	.333	0
	Savannah	.236	15	55	3	13	1	0	1	3	1	0	0	6	9	0-0	.311	.309	4
	Greenwood	.286	50	168	32	48	9	0	5	32	0	4	2	22	38	1-0	.367	.429	5
1979	Kinston	.222	14	45	1	10	2	0	0	2	0	0	1	3	14	0-0	.286	.267	7
	Savannah	.255	75	259	26	66	10	1	8	30	2	0	0	12	50	1-1	.288	.394	1
1980	Savannah	.162	18	68	5	11	2	0	1	6	0	1	2	4	11	0-0	.227	.235	14
	Durham	.200	3	10	0	2	0	1	0	3	0	0	1	0	0	0-0	.273	.400	1
Minors Totals		.254	236	780	96	198	31	3	23	112	9	8	8	67	159	10-5	.316	.390	42

MANAGERIAL RECORD

Year	Club / League	W-L	Overall		Vs. Division		Extra Innings	
			Pct.	Pos.	W-L	Pct.	W-L	Pct.
1982	Atlanta/Anderson (A)	72-70	.507	3rd	---	---	---	---
1983	Atlanta/Durham (A)	59-78	.431	3rd	---	---	---	---
1984	Atlanta/Durham (A)	68-72	.486	3rd	---	---	---	---
1986	Atlanta/Sumter (A)	77-60	.562	2nd	---	---	---	---
1987	Atlanta/Durham (A)	65-75	.464	4th	---	---	---	---
1992	Atlanta/Macon (A)	58-81	.417	6th	---	---	---	---
1996	Atlanta/Danville (R)	37-29	.561	2nd	---	---	---	---
1997	Atlanta/Macon (A)	80-60	.571	1st	---	---	---	---
1998	Atlanta/Macon (A)	69-72	.489	1st	---	---	---	---
1999	Atlanta/Myrtle Beach (A+)	79-60	.568	2nd	---	---	---	---
2000	Atlanta/Myrtle Beach (A+)	88-52	.629	1st	---	---	---	---
2001	Atlanta/Myrtle Beach (A+)	71-67	.514	2nd	---	---	---	---
2002	Atlanta/Greenville (AA)	65-69	.485	3rd	---	---	---	---
2003	Atlanta/Greenville (AA)	68-70	.493	3rd	---	---	---	---
2004	Atlanta/Greenville (AA)	63-76	.453	5th	---	---	---	---
2005	Atlanta/Mississippi (AA)	64-68	.485	3rd/4th	---	---	---	---
2006	Atlanta/Richmond (AAA)	57-86	.399	4th	---	---	---	---
2014	Atlanta/Gwinnett (AAA)	65-77	.458	2nd	---	---	---	---
2015	Atlanta/Gwinnett (AAA)	77-67	.535	2nd	---	---	---	---
2016	Atlanta/Gwinnett (AAA)*	19-20	.487	---	---	---	---	---
	Atlanta/National (MLB)*	59-65	.476	5th	31-26	.544	9-5	.643
2017	Atlanta/National (MLB)	72-90	.444	3rd	33-43	.434	6-8	.429
2018	Atlanta/National (MLB)	90-72	.556	1st	49-27	.645	6-8	.429
Minors Totals		1301-1309	.498		---	---	---	---
Majors Totals		221-227	.493		113-96	.541	21-	.500

*Began managing Atlanta on May 17...Gwinnett was in 2nd place when he left





SAL FASANO

60

CATCHING COACH

Full Name: **Salvatore Frank Fasano**

Height: **6-2**

Weight: **220**

DOB: **August 10, 1971**

Opening Day Age: **47**

Born: **Chicago, IL**

Resides: **Minooka, IL**

Seasons on the Braves Coaching Staff: **2nd**

Season on a Major League Coaching Staff: **2nd**

- The 2019 season marks Sal Fasano's second on the Braves' coaching staff and his second on a major league staff.
- Prior to joining the Braves, spent the 2017 season in the Angels organization as the manager at Double-A Mobile in the BayBears inaugural season as an Angels affiliate...Led the BayBears to a 64-75 record and a fourth place finish in the Southern League South division.
- Worked the prior two seasons (2015-2016) as the Minor League Pitching Coordinator for Toronto...Was Toronto's Minor League Catching Coordinator from 2013-14.
- Managed Double-A New Hampshire in Blue Jays system from 2011-12...Led Fisher Cats to Eastern League Championship in 2011 and earned Eastern League Manager of the Year honors.
- Began his minor league managerial career in 2010 with Single-A Lansing, compiling a 70-69 record.
- His professional playing career spanned 16 seasons (1993-2009), including 11 in the Majors with Royals (1996-99, 2001), Athletics (2000-01), Rockies (2001), Angels (2002), Orioles (2005), Phillies (2006), Yankees (2006), Blue Jays (2007) and Indians (2008).
- During his tenure with Philadelphia, his distinctive Fu Manchu mustache led to a cult following from Phillies fans and the formation of a popular fan club known as Sal's Pals.
- In 427 career major league games, batted .221 with 47 home runs and 140 RBI, while posting a 31% caught stealing rate for his career as a catcher.
- Drafted by the Kansas City Royals in the 37th round of the 1993 draft out of the University of Evansville (IN).

COMPLETE RECORD

Year	Club	AVG	G	AB	R	H	2B	3B	HR	RBI	SH	SF	HP	BB	SO	SB	CS	E
1993	Eugene	.267	49	176	25	47	11	1	10	36	0	2	6	19	49	4	3	1
1994	Rockford	.281	97	345	61	97	16	1	25	81	0	5	16	33	66	8	3	12
	Wilmington	.322	23	90	15	29	7	0	7	32	0	0	0	13	24	0	0	4
1995	Wichita	.290	87	317	60	92	19	2	20	66	0	2	16	27	61	3	6	14
	Wilmington	.227	23	88	12	20	2	1	2	7	0	0	1	5	16	0	0	0
1996	Omaha	.231	29	104	12	24	4	0	4	15	0	1	1	6	21	0	1	4
	Kansas City	.203	51	143	20	29	2	0	6	19	1	0	2	14	25	1	1	5
1997	Wichita	.237	40	131	27	31	5	0	13	27	0	3	7	20	35	0	2	4
	Omaha	.164	49	152	17	25	7	0	4	14	0	1	5	12	53	0	0	4
	Kansas City	.211	13	38	4	8	2	0	1	1	0	0	0	1	12	0	0	1
1998	Omaha	.214	4	14	1	3	1	0	1	2	0	0	0	1	4	0	1	0
	Kansas City	.227	74	216	21	49	10	0	8	31	3	2	16	10	56	1	0	2
1999	Omaha	.275	88	280	63	77	15	0	21	49	1	1	26	42	69	4	2	12
	Kansas City	.233	23	60	11	14	2	0	5	16	0	1	7	7	17	0	1	0
2000	Oakland	.214	52	126	21	27	6	0	7	19	0	1	3	14	47	0	0	5
2001	Oakland	.048	11	21	2	1	0	0	0	0	0	0	1	1	12	0	0	2
	Kansas City	.000	3	1	0	0	0	0	0	0	0	0	0	0	0	0	0	0
	Omaha	.239	13	46	6	11	1	0	2	7	0	0	5	4	11	0	0	3
	Colorado Springs	.305	26	82	16	25	4	0	7	23	1	1	4	9	26	0	0	3
	Colorado	.254	25	63	10	16	5	0	3	9	2	0	3	4	19	0	0	3
2002	Durham	.257	31	101	11	26	6	0	6	9	0	0	9	12	29	0	1	4
	Indianapolis	.206	34	97	5	20	9	0	1	11	0	1	6	3	24	0	0	3
	Salt Lake	.276	22	76	13	21	3	0	5	10	0	1	2	7	24	1	0	4
	Anaheim	.000	2	1	0	0	0	0	0	0	0	0	0	0	1	0	0	0
2003									Did Not Play									
2004	Columbus	.229	76	236	21	54	15	1	10	34	2	4	6	10	45	0	0	4
2005	Ottawa	.267	14	45	6	12	3	0	4	12	0	0	2	2	15	0	0	1
	Baltimore	.250	64	160	25	40	3	0	11	20	0	0	5	9	41	0	0	4
2006	Philadelphia	.243	50	140	9	34	8	0	4	10	1	0	3	5	47	0	1	3
	Clearwater	.083	4	12	0	1	0	0	0	1	0	0	0	0	1	0	0	0
	Reading	.000	1	3	0	0	0	0	0	0	0	0	0	0	0	0	0	0
	New York (AL)	.143	28	49	3	7	4	0	1	5	3	0	3	2	14	0	0	1
2007	Syracuse	.262	47	145	18	38	4	0	8	14	0	1	11	6	33	1	0	5
	Toronto	.178	16	45	5	8	3	0	1	4	1	0	1	2	19	0	0	3
2008	Richmond	.193	26	83	6	16	3	1	2	9	0	0	4	5	22	0	0	1
	Cleveland	.261	15	46	5	12	4	0	0	6	1	1	3	3	17	0	0	2
2009	Colorado Springs	.236	61	212	23	50	12	0	4	21	0	4	5	10	63	3	0	1
Minor Totals		.254	844	2835	418	719	147	7	156	480	4	27	132	246	691	24	19	84
A.L. Totals		.215	352	906	117	195	36	0	40	121	9	5	41	63	261	2	2	25
N.L. Totals		.246	75	203	19	50	13	0	7	19	3	0	6	9	66	0	1	6
Major Totals		.221	427	1109	136	245	49	0	47	140	12	5	47	72	327	2	3	31

MANAGERIAL RECORD

Year	Club / League	W-L	Pct.	Overall Pos.
2010	Lansing/Midwest	70-69	.504	4th
2011	New Hampshire/Eastern	77-65	.542	1st
2012	New Hampshire/Eastern	61-81	.430	6th
2017	Mobile/Southern	64-75	.460	4th
Minors Totals		272-290	.484	



RICK KRANITZ

57

PITCHING COACH

Full Name: **Richard Alan Kranitz**

Height: **5-11**

Weight: **175**

DOB: **September 15, 1958**

Opening Day Age: **60**

Born: **San Rafael, CA**

Resides: **Scottsdale, AZ**

Seasons on the Braves Coaching Staff: **1st**

Seasons on a Major League Coaching Staff: **19th**

- The 2019 campaign will mark Rick Kranitz's first with the Braves organization and his 19th season on a major league coaching staff.
- Served as Philadelphia's pitching coach last season, his first in that role after he was named to the position on December 1, 2017.
- Originally joined the Phillies as bullpen coach on October 21, 2015 and then had his role changed to assistant pitching coach for 2017.
- Spent five years (2011-15) as Milwaukee's pitching coach.
- Served as the pitching coach for both Florida (2006-07) and Baltimore (2008-10).
 - ▲ Named Major League Coach of the Year by *Baseball America* in 2006.
- Spent 22 years (1984-2005) in Chicago's (NL) organization as a coach at both the major and minor league levels.
 - ▲ Managed the 2003 season for Daytona (A)
 - ▲ Had stints as the major league assistant pitching coach (1996-98; 2000-01) and bullpen coach (2002) for the Cubs.
- ▲ Coached in the minor leagues at Pikeville (R, 1984), Winston-Salem (A, 1985-86), Wytheville (R, 1987), Peoria (A, 1988-89), Charlotte (AA, 1990-91), Iowa (AAA, 1992; 1999; 2004-05) and Orlando (AA, 1993).
- ▲ Worked two seasons (1994-95) as the Cubs' minor league pitching coordinator.
- Originally drafted in 1977 by St. Louis (January) and Los Angeles (NL) (June), but opted to remain in college...Drafted again in the fourth round by Milwaukee in 1979.
 - ▲ Pitched five seasons (1979-83) in their farm system and two seasons (1984-85) in the Cubs' minor league system.
- Wife's name is Kelly and the couple has four children: daughters Paige, Christin and Allie, and son Matthew.
- A graduate of Apollo High School (AZ), attended Yavapai Junior College (AZ) and was a member of the school's 1977 National Championship team... Also attended Oklahoma State University for two years.

COMPLETE RECORD

Year	Club	W-L	ERA	G	GS	CG	SHO	SV	IP	H	R	ER	HR	HB	BB	SO	WP	BK
1979	Burlington	4-9	3.24	13	13	8	0	0	100.0	111	50	36	6	2	41	95	9	1
1980	Holyoke	13-7	3.64	25	24	6	1	1	168.0	139	81	68	7	8	105	78	9	2
1981	El Paso	2-7	6.21	14	10	1	1	0	58.0	62	54	40	9	4	56	53	7	0
	Stockton	6-4	3.30	11	11	7	2	0	79.0	59	40	29	6	4	39	88	4	0
1982	Vancouver	4-5	5.13	35	5	1	1	2	108.2	95	64	62	10	10	89	85	7	0
1983	Vancouver	1-3	5.29	7	4	0	0	0	32.1	35	22	19	5	2	29	24	2	0
	El Paso	4-2	2.57	6	6	3	0	0	42.0	39	22	12	4	3	17	41	0	0
	Stockton	3-1	2.22	6	6	2	2	0	44.2	30	16	11	2	0	21	44	2	0
1984	Pikeville	0-0	13.50	1	0	0	0	0	2.0	3	3	3	1	0	1	2	0	0
1985	Winston-Salem	0-1	9.00	1	0	0	0	0	1.0	2	1	1	0	0	2	2	1	0
Minors Totals		37-39	3.98	119	79	28	7	3	635.2	575	353	281	50	33	400	512	41	3

MANAGERIAL RECORD

Year	Club / League	W-L	Pct.	Overall Pos.
2003	Daytona/Florida State	66-71	.482	2nd



MARTY REED

32

BULLPEN COACH

Full Name: **Martin Edward Reed**

Height: **6-4**

Weight: **215**

DOB: **July 22, 1961**

Opening Day Age: **57**

Born: **Boston, MA**

Resides: **Albemarle, NC**

Seasons on the Braves Coaching Staff: **4th**

Seasons on a Major League Coaching Staff: **4th**

- Marty Reed joined the Atlanta staff in May 2016, under manager Brian Snitker...He previously served five-plus seasons as the pitching coach at Triple-A Gwinnett.
- Reed spent two years (2009-10) as the pitching coach at Double-A Mississippi before joining the Gwinnett staff for the 2011 season.
- In 2015, Reed's Gwinnett pitching staff ranked third in the International League in both ERA (3.18) and WHIP (1.27)...The 2011 G-Braves staff led the IL in both ERA (3.33) and strikeouts (1,223), while also ranking third in shutouts (11)... That 2011 staff featured IL Rookie of the Year and Most Valuable Pitcher, RHP Julio Teheran.
- Before joining the M-Braves, Reed spent 10 years in the Los Angeles Dodgers system, including the last three (2006-08) as their minor league pitching coordinator.
- During the 2005 and 2000-01 seasons, Reed served as the pitching coach at Single-A Vero Beach and from 2002 to 2004 he worked in the same capacity at Double-A Jacksonville.
- Reed's professional coaching career began in 1999 at the Dodgers' rookie-level Great Falls.
- Prior to joining the Dodgers' system, Reed was the head coach of Pfeiffer University from 1996 to 1999 and previous to that he was a member of the University of Tampa coaching staff for seven seasons (1990-96)...While at the University of Tampa, Reed played an integral part in winning back-to-back NCAA Division II championships (1992-93).
- He earned a bachelor's degree in physical education from the University of Tampa.
- A left-handed pitcher, Reed was drafted by the Minnesota Twins (1982) and California Angels (1984).
- He signed with the Angels in 1984 and compiled a record of 49-36 in five minor league seasons.
- He was a two time All-Star (Midwest & Texas Leagues) and his best season was a 16-6 campaign in 1986, when he posted a 3.16 ERA while logging 196 innings and nine complete games to lead the league in both categories.
- Reed resides in Albemarle, NC, with his wife Donna...They have two sons: Matt and Marty.

COMPLETE RECORD

Year	Club	W-L	ERA	G	GS	CG	SHO	SV	IP	H	R	ER	HR	HB	BB	SO	WP	BK
1984	Peoria	10-2	3.39	16	16	1	0	0	103.2	92	48	39	5	1	45	42	13	0
1985	Redwood	3-11	5.93	34	16	1	0	1	123.0	142	91	81	7	6	73	50	9	1
1986	Kinston	16-6	3.16	30	30	9	2	0	196.2	177	89	69	10	7	93	98	12	2
1987	Midland	14-8	5.71	26	26	5	0	0	160.2	227	115	102	14	5	52	82	5	3
1988	Midland	4-2	2.78	23	4	1	0	2	58.1	53	19	18	2	4	25	32	3	2
1988	Edmonton	2-7	6.10	11	11	0	0	0	62.0	79	47	42	4	0	28	13	3	3
Minors Totals		49-36	4.49	140	103	17	2	3	704.1	770	409	351	42	23	316	317	45	11



KEVIN SEITZER

28

HITTING COACH

Full Name: **Kevin Lee Seitzer**

Height: **5-11**

Weight: **220**

DOB: **March 26, 1962**

Opening Day Age: **57**

Born: **Springfield, IL**

Resides: **Leawood, KS**

Seasons on the Braves Coaching Staff: **5th**

Seasons on a Major League Coaching Staff: **10th**

- The 2019 season marks Kevin Seitzer's fifth on the Braves' coaching staff...He previously served as the hitting coach for the Toronto Blue Jays in 2014.
- Seitzer served as the hitting coach for the Kansas City Royals for four seasons (2009-12) and the Arizona Diamondbacks for one season (2007).
- Under Seitzer's guidance, the Braves' run total has improved in each of the last four seasons...In 2018, the club scored 759 runs, tied for the 10th most in baseball...The team also hit 175 home runs, the most since the 2013 club finished with 181...
- In 2017, the Braves batted .263, the sixth-best mark in the majors...The Braves also struck out 1,184 times, the fewest in the NL.
- In 2016, the club's season batting average went up from .251 to .255, including a .277 mark after the All-Star break, which was good for third in the National League...Atlanta's 342 runs scored after the All-Star break led the NL East and ranked fifth in league.
- The Braves' team batting average jumped 10 points from 2014 to 2015 (.241 to .251)...The 2015 Braves led the National League with a rate of per 5.45 plate appearances per strikeout, compared to 4.43 PA/K in 2014 (13th in NL).
- Seitzer enjoyed a 12-year Major League career as a third baseman and first baseman with the Royals (1986-91), Milwaukee Brewers (1992, '93-96), Oakland Athletics (1993) and Cleveland Indians (1996-97).
- He compiled a lifetime batting average of .295, with 285 doubles, 35 triples, 75 home runs and 613 RBI, while hitting .300-or-better in seven different seasons.
- A two-time American League All-Star (1987 and 1995), he finished second in the 1987 AL Rookie of the Year balloting to Mark McGwire.
- Seitzer holds the Royals rookie records for hits (207) and walks (80) and his hit total led the league that season as well.
- Seitzer made his Major League debut with the Royals on September 3, 1986, against the Chicago White Sox.
- He had six hits in a game on August 2, 1987 vs. Boston.
- He appeared in the postseason twice with Cleveland, in 1996 and '97, including a World Series trip with the Tribe in 1997.
- Seitzer grew up in Lincoln, Ill., and he attended Eastern Illinois University before being selected by the Royals in the 11th round of the 1983 draft.
- At Eastern Illinois, Seitzer notched a career .418 batting average...He hit over .400 in each of his three seasons at EIU, playing one season at NCAA Division II and two seasons at NCAA Division I.
- As a freshman, he helped the Panthers finish as the NCAA Division II National Runner-Up, being named to the All-Tournament team.
- He ended his EIU playing days as the career leader in hits, doubles and batting average.
- Seitzer's EIU uniform No. 2 was retired by the school on October 13, 2012, and he was also honored as a Distinguished Alumnus.
- He earned his degree from EIU in 1985.
- Kevin and his wife Beth reside in Leawood, Kan... They have four children.
- Two of his sons have played professionally...Nick (Graffeo) played in the Royals system and Cam is currently in the White Sox system.
- Along with former teammate Mike Macfarlane, Seitzer owns and operates Mac-N-Seitz baseball and softball training facility in Kansas City.

COMPLETE RECORD

Year	Club	AVG	G	AB	R	H	2B	3B	HR	RBI	SH	SF	HP	BB	SO	SB	CS	E
1983	Butte	.345	68	238	60	82	14	1	2	45	4	2	3	46	36	11	6	21
1984	Charleston	.297	141	489	96	145	26	5	8	79	1	6	3	118	70	23	5	50
1985	Fort Myers	.314	90	290	61	91	10	5	3	46	0	5	2	85	30	28	7	9
	Memphis	.348	52	187	26	65	6	2	1	20	1	0	5	25	21	9	3	10
1986	Memphis	.273	4	11	4	3	0	0	0	1	0	0	0	7	1	2	1	1
	Omaha	.319	129	432	86	138	20	11	13	74	1	9	9	89	57	20	13	9
	Kansas City	.323	28	96	16	31	4	1	2	11	0	0	1	19	14	0	0	3
1987	Kansas City	.323	161	641	105	207	33	8	15	83	1	1	2	80	85	12	7	24
1988	Kansas City	.304	149	559	90	170	32	5	5	60	3	3	6	72	64	10	8	26
1989	Kansas City	.281	160	597	78	168	17	2	4	48	4	7	5	102	76	17	8	20
1990	Kansas City	.275	158	622	91	171	31	5	6	38	4	2	2	67	66	7	5	19
1991	Kansas City	.265	85	234	28	62	11	3	1	25	1	1	2	29	21	4	1	11
1992	Milwaukee	.270	148	540	74	146	35	1	5	71	7	9	2	57	44	13	11	12
1993	Oakland	.255	73	255	24	65	10	2	4	27	2	4	1	27	33	4	7	7
	Milwaukee	.290	47	162	21	47	6	0	7	30	1	1	1	17	15	3	0	5
1994	Milwaukee	.314	80	309	44	97	24	2	5	49	4	3	2	30	38	2	1	11
	Beloit#	.333	3	12	3	4	3	0	0	3	0	0	0	0	0	2	0	0
1995	Milwaukee	.311	132	492	56	153	33	3	5	69	5	3	6	64	57	2	0	10
1996	Milwaukee	.316	132	490	74	155	25	3	12	62	5	5	4	73	68	6	1	5
	Cleveland	.386	22	83	11	32	10	0	1	16	0	0	1	14	11	0	0	0
1997	Cleveland	.268	64	198	27	53	14	0	2	24	2	2	0	18	25	0	0	3
Minor Totals		.318	487	1659	336	528	79	24	27	268	7	22	22	370	215	95	35	100
Major Totals		.295	1439	5278	739	1557	285	35	74	613	39	41	35	669	617	80	49	156

Bold indicates led league; #Injury rehabilitation assignment.

DIVISION SERIES RECORD

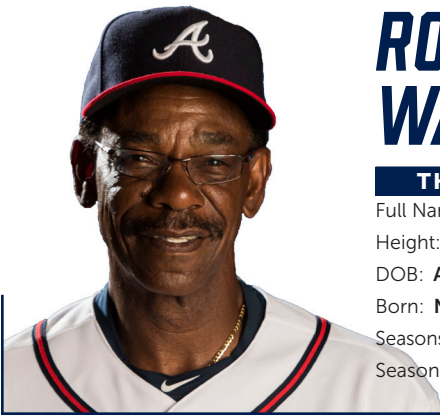
Year	Club, Opp.	AVG	G	AB	R	H	2B	3B	HR	RBI	SH	SF	HP	BB	SO	SB	CS	E
1996	Cle. vs. Bal.	.294	4	17	1	5	1	0	0	4	0	0	0	2	4	1	0	1
1997	Cle. vs. NYY	.000	1	4	0	0	0	0	0	0	0	0	0	0	0	0	0	0
D.S. Totals		.238	5	21	1	5	1	0	0	4	0	0	0	2	4	1	0	1

LEAGUE CHAMPIONSHIP SERIES RECORD

Year	Club, Opp.	AVG	G	AB	R	H	2B	3B	HR	RBI	SH	SF	HP	BB	SO	SB	CS	E
1997	Cle. vs. Bal.	.000	4	4	0	0	0	0	0	0	1	0	0	1	2	0	0	0

WORLD SERIES RECORD

Year	Club, Opp.	AVG	G	AB	R	H	2B	3B	HR	RBI	SH	SF	HP	BB	SO	SB	CS	E
1997	Cle. vs. Fla.	.000	1	1	0	0	0	0	0	0	0	0	0	0	0	0	0	0



RON WASHINGTON

37

THIRD BASE COACH

Full Name: **Ronald Washington**

Height: **5-11**

Weight: **168**

DOB: **April 29, 1952**

Opening Day Age: **66**

Born: **New Orleans, LA**

Resides: **New Orleans, LA**

Seasons on the Braves Coaching Staff: **3rd**

Seasons on a Major League Coaching Staff: **24th**

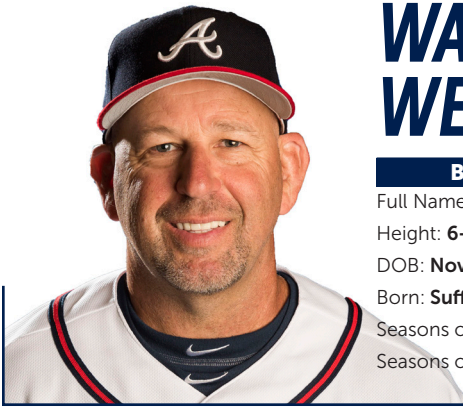
- In his third season on Atlanta's staff, Ron Washington serves as the third base coach, while also working extensively with Braves infielders.
- After managing the Texas Rangers from 2007 to 2014, Washington returned to the Oakland A's organization as a Major League coach in May 2015...The 2016 season marked his 13th overall year with the A's.
- He began his Major League coaching career in 1996 when he was named as the A's first base coach.
- He moved across the diamond to third base in 1997 and remained there until he was hired by the Rangers following the 2006 season.
- Washington also worked with the A's infielders and Oakland led the American League in fielding in 2004 and 2005 before finishing second in 2006...He was also instrumental in the development of six-time Gold Glove third baseman Eric Chavez.
- Washington was hired as manager by Texas on November 6, 2006 and won more games than any manager in Rangers and Senators history, compiling a 664-611 (.521) record in eight seasons.
- He guided Texas to back-to-back World Series appearances in 2010 and 2011 and the Rangers posted four consecutive 90-win seasons from 2010 to 2013, including a 96-win season in 2011.
- Texas finished first or second in the American League West under Washington for six consecutive seasons from 2008-13.
- The Rangers were 53-87 when he resigned on September 5, 2014.
- He managed the American League All-Star team in 2011 and 2012.
- Washington's coaching career began in 1991 at Tidewater, the Mets Triple-A affiliate in the International League...He spent two seasons there before taking over as manager of New York's Single-A Columbia Bombers of the South Atlantic League.
- In 1993 he guided the Bombers to a 64-77 record and Columbia finished 59-76 in 1994. I
- In 1995, he returned as a coach for the Mets Triple-A affiliate, now at Norfolk.
- The former infielder spent all or parts of 10 seasons in the Major Leagues with Los Angeles, Minnesota, Baltimore, Cleveland and Houston.
- He made his debut with the Dodgers in 1977 and, despite hitting .368 in 10 games, did not return to the majors until 1981 with Minnesota.
- The New Orleans native hit .271 with a career-high 5 HR and 39 RBI in his first full season in the majors in 1982 and he batted a career-high .294 for the Twins in 1984.
- Washington was released by the Twins prior to the 1987 season and played 26 games for Baltimore that year.
- He played 69 games with Cleveland in 1988 and seven games for the Astros in 1989.
- Washington finished his professional playing career with the Texas Rangers Triple-A Oklahoma City farm team in 1990.
- Washington graduated from John McDonogh High School in 1970 and attended Manatee Junior College...He was signed as a free agent by Kansas City out of the Royals Baseball Academy.
- Ron and his wife Geraldine live in New Orleans, La.

COMPLETE RECORD

Year	Club	AVG	G	AB	R	H	2B	3B	HR	RBI	SH	SF	HP	BB	SO	SB	CS	E
1971	GCL Royals	.291	38	127	29	37	2	6	1	23	1	2	3	9	20	13	1	3
1972	Waterloo	.228	76	241	37	55	3	1	1	30	0	1	5	20	58	42	4	8
1973	Waterloo	.277	85	289	35	80	13	5	6	34	3	1	2	20	45	16	8	29
1974	San Jose	.245	109	425	49	104	16	3	2	41	2	4	3	28	86	51	19	33
1975	Jacksonville	.228	96	267	22	61	7	1	0	20	7	2	2	21	39	18	9	22
1976	Waterbury	.294	115	436	61	128	9	10	4	32	9	1	8	29	45	14	6	26
1977	San Antonio	.278	39	158	24	44	8	4	0	13	1	2	0	14	22	6	1	12
	Albuquerque	.323	85	359	71	116	17	8	8	59	1	5	2	21	44	19	8	33
	Los Angeles (NL)	.368	10	19	4	7	0	0	0	1	0	0	1	0	2	1	1	3
1978	Albuquerque	.344	31	122	26	42	10	3	5	32	2	1	3	4	10	7	2	8
1979	Tidewater	.264	83	273	18	72	13	4	1	26	3	4	4	19	56	4	1	13
	Veracruz	---	-	-	-	-	-	-	-	-	-	-	-	-	-	-	-	-
1980	Toledo	.287	114	407	62	117	31	5	3	36	14	6	5	18	81	19	5	30
1981	Toledo	.289	138	544	84	157	27	8	15	54	10	5	3	32	99	37	15	26
	Minnesota	.226	28	84	8	19	3	1	0	5	1	0	1	4	14	4	1	8
1982	Minnesota	.271	119	451	48	122	17	6	5	39	2	3	0	14	79	3	3	13
1983	Minnesota	.246	99	317	28	78	7	3	4	26	3	1	1	22	50	10	5	16
1984	Minnesota	.294	88	197	25	58	11	5	3	23	1	3	1	4	31	1	1	4
1985	Minnesota	.274	70	135	24	37	6	4	1	14	3	3	0	8	15	5	1	7
1986	Toledo	.268	49	198	22	53	6	1	3	19	2	2	0	12	32	8	5	9
	Minnesota	.257	48	74	15	19	3	0	4	11	2	2	0	3	21	1	2	2
1987	Rochester	.320	70	272	50	87	17	1	15	43	0	3	3	10	62	8	7	6
	Baltimore	.203	26	79	7	16	3	1	1	6	1	0	0	1	15	0	1	0
1988	Cleveland	.256	69	223	30	57	14	2	2	21	3	1	5	9	35	3	3	17
1989	Tucson	.320	92	331	40	106	19	4	5	58	3	5	1	15	40	2	2	19
1989	Houston	.143	7	7	1	1	1	0	0	0	0	0	0	0	4	0	0	0
1990	Oklahoma City	.238	101	357	37	85	15	6	1	23	1	1	0	5	60	7	4	18
Minors Totals		.280	1321	4806	667	1344	213	70	70	543	59	45	44	277	799	271	97	295
Majors Totals		.261	564	1586	190	414	65	22	20	146	16	13	9	65	266	28	18	70

MANAGERIAL RECORD

Year	Club / League	Overall W-L	Pct.	Pos.
1993	New York (NL)/Capital City (A)	64-77	.454	6th
1994	New York (NL)/Capital City (A)	59-76	.437	5th
2007	Texas/American	75-87	.463	4th
2008	Texas/American	79-83	.488	2nd
2009	Texas/American	87-75	.537	2nd
2010	Texas/American	90-72	.556	1st
2011	Texas/American	96-66	.593	1st
2012	Texas/American	93-69	.574	2nd
2013	Texas/American	91-72	.558	2nd
2014	Texas/American	67-95	.414	5th
Majors Totals		678-619	.523	
Minors Totals		123-153	.440	



WALT WEISS

4

BENCH COACH

Full Name: **Walter William Weiss**

Height: **6-0**

Weight: **210**

DOB: **November 28, 1963**

Opening Day Age: **55**

Born: **Suffern, NY**

Resides: **Castle Rock, CO**

Seasons on the Braves Coaching Staff: **2nd**

Seasons on a Major League Coaching Staff: **6th**

- The 2019 season marks Walt Weiss' second season on the Braves coaching staff and his sixth on a major league bench.
- Named the club's bench coach on 11/10/17.
- Prior to joining the Braves' staff, served as Colorado's manager from 2013-16...Named the sixth manager in Rockies history on 11/7/12, replacing Jim Tracy...Went 283-365 (.437) overall...Stepped down on October 3, 2016.
- He moved to the bench from 2002-08 after serving with Colorado as a special assistant to the general manager for seven seasons...As a special assistant, Weiss supported the major league coaching staff and also spent time working in the organizations' player development system.
- In between his roles with Colorado, Weiss was an assistant coach (2009-11) and head coach (2012) at Regis Jesuit High School in Aurora, CO...He also served as an assistant football coach at Regis for three seasons.
- Played in parts of 14 seasons with Oakland (1987-1992), Florida (1993), Colorado (1994-97) and Atlanta (1998-2000)...He compiled a career .258 average (1,207-for-4,686) along with 623 runs, 182 doubles, 31 triples, 25 home runs, 386 RBI, 658 walks and 658 strikeouts in 1,495 games
- Was a member of four World Series teams, including the 1989 World Champion Oakland A's.
- Won the 1988 AL Rookie of the Year and was named as a 1998 All-Star in his first season with the Braves.
- Weiss played in 46 career postseason games, including 12 World Series games.
- Over three seasons with Atlanta, hit .257 (210-for-818) in 286 games.
- Weiss played for two Hall-of-Fame managers: Tony LaRussa in Oakland and the Braves' Bobby Cox.
- Selected 11th overall in the 1985 draft by Oakland...Was also drafted in the 10th round of the 1982 draft before deciding to attend the University of North Carolina.
- Weiss and his wife, Terri, have four sons, Blake, Brody, Bo and Brock... Brody was selected by the Rockies in the 22nd round of the 2012 First-Year Player Draft while Bo, a right-handed pitcher was picked in the 29th round of the 2016 draft by New York (AL) but did not sign and decided to attend Walt's alma mater, the University of North Carolina...In his first two years for the Tarheels, Bo appeared in 21 games, making one start.

MANAGERIAL RECORD

Year	Club / League	Overall W-L	Pct.	Pos.
2013	Colorado/National	74-88	.457	5th
2014	Colorado/National	66-96	.407	4th
2015	Colorado/National	68-94	.420	5th
2016	Colorado/National	75-87	.463	3rd
Majors Totals		283-365	.437	

COMPLETE RECORD

Year	Club	AVG	G	AB	R	H	2B	3B	HR	RBI	SH	SF	HP	BB	SO	SB	CS	E
1985	Pocatello	.310	40	158	19	49	9	3	0	21	0	4	1	12	18	6	0	11
	Modesto	.197	30	122	17	24	4	1	0	7	1	0	0	12	20	3	3	7
1986	Huntsville	.250	46	160	19	40	2	1	0	13	1	1	2	11	39	5	1	11
	Madison	.301	84	322	50	97	15	5	2	54	0	6	1	33	66	12	5	20
1987	Huntsville	.285	91	337	43	96	16	2	1	32	6	2	2	47	67	23	3	17
	Tacoma	.263	46	179	35	47	4	3	0	17	2	1	1	28	31	9	3	11
	Oakland	.462	16	26	3	12	4	0	0	1	1	0	0	2	2	1	2	1
1988	Oakland	.250	147	452	44	113	17	3	3	39	8	7	9	35	56	4	4	15
1989	Modesto	.375	5	8	1	3	0	0	0	1	0	1	1	4	1	0	0	0
	Tacoma	.111	2	9	1	1	1	0	0	1	0	0	0	0	0	0	0	1
	Oakland	.233	84	236	30	55	11	0	3	21	5	0	1	21	39	6	1	15
1990	Oakland	.265	138	445	50	118	17	1	2	35	6	4	4	46	53	9	3	12
1991	Oakland	.226	40	133	15	30	6	1	0	13	1	2	0	12	14	6	0	5
1992	Tacoma	.231	4	13	2	3	1	0	0	3	0	1	0	2	1	0	1	1
	Oakland	.212	103	316	36	67	5	2	0	21	11	4	1	43	39	6	3	19
1993	Florida	.266	158	500	50	133	14	2	1	39	5	4	3	79	73	7	3	15
1994	Colorado	.251	110	423	58	106	11	4	1	32	4	3	0	56	58	12	7	13
1995	Colorado	.260	137	427	65	111	17	3	1	25	6	1	5	98	57	15	3	16
1996	Colorado	.282	155	517	89	146	20	2	8	48	14	6	6	80	78	10	2	30
1997	Colorado	.270	121	393	52	106	23	5	4	38	7	1	2	66	56	5	2	10
1998	Atlanta	.280	96	347	64	97	18	2	0	27	12	3	3	59	53	7	1	12
1999	Atlanta	.226	110	279	38	63	13	4	2	29	6	4	3	35	48	7	3	12
2000	Atlanta	.260	80	192	29	50	6	2	0	18	3	3	3	26	32	1	1	15
Minor Totals		.275	348	1308	187	360	52	15	3	149	10	16	8	149	243	58	16	79
A.L. Totals		.246	528	1608	178	395	60	7	8	130	32	17	15	159	203	32	13	67
N.L. Totals		.264	967	3078	445	812	122	24	17	256	57	25	25	499	455	64	22	123
Atlanta Totals		.257	286	818	131	210	37	8	2	74	21	10	9	120	133	15	5	39
Major Totals		.258	1495	4686	623	1207	182	31	25	386	89	42	40	658	658	96	35	190

DIVISIONAL SERIES RECORD

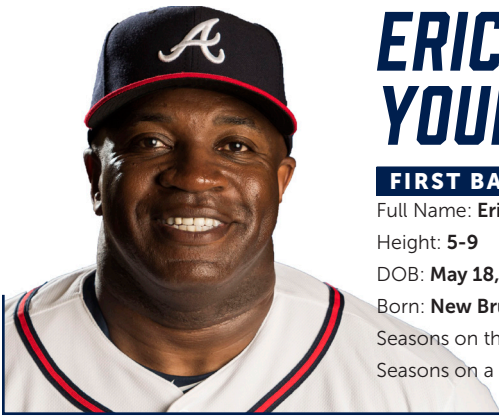
Year	Club, Opp.	AVG	G	AB	R	H	2B	3B	HR	RBI	SH	SF	HP	BB	SO	SB	CS	E
1995	Col. vs. Atl.	.167	4	12	1	2	0	0	0	0	0	0	1	3	3	1	0	0
1998	Atl. vs. Chi.	.154	3	13	2	2	0	0	0	0	0	0	0	1	3	0	0	0
1999	Atl. vs. Hou.	.167	3	6	1	1	0	0	0	0	0	0	0	2	0	0	0	0
2000	Atl. vs. Stl.	.667	1	3	0	2	1	0	0	2	0	0	0	0	0	0	0	0
D.S. Totals		.206	11	34	4	7	1	0	0	2	0	0	1	4	8	1	0	0

LEAGUE CHAMPIONSHIP SERIES RECORD

Year	Club, Opp.	AVG	G	AB	R	H	2B	3B	HR	RBI	SH	SF	HP	BB	SO	SB	CS	E
1988	Oak. vs. Bos.	.333	4	15	2	5	2	0	0	2	0	0	0	0	4	0	0	0
1989	Oak. vs. Tor.	.111	4	9	2	1	1	0	0	0	1	0	0	1	1	1	0	0
1990	Oak. vs. Bos.	.000	2	7	2	0	0	0	0	0	0	0	0	2	2	0	0	1
1992	Oak. vs. Tor.	.167	3	6	1	1	0	0	0	0	0	0	0	2	1	2	0	0
1998	Atl. vs. SD	.200	4	15	0	3	0	0	0	1	0	0	0	2	5	1	0	0
1999	Atl. vs. NYM	.286	6	21	2	6	2	0	0	1	1	0	0	2	4	2	0	1
L.C.S. Totals		.219	23	73	9	16	5	0	0	4	2	0	0	9	6	17	0	2

WORLD SERIES RECORD

Year	Club, Opp.	AVG	G	AB	R	H	2B	3B	HR	RBI	SH	SF	HP	BB	SO	SB	CS	E
1988	Oak. vs. LA	.063	5	16	1	1	0	0	0	0	1	0	0	0	2	1	0	1
1989	Oak. vs. SF	.133	4	15	3	2	0	0	1	1	0	0	0	2	2	0	0	0
1999	Atl. vs. NYY	.222	3	9	1	2	0	0	0	0	0	0	0	0	1	0	0	0
W.S. Totals		.125	12	40	5	5	0	0	1	1	1	0	0	2	5	1	0	1



ERIC YOUNG SR.

2

FIRST BASE/ OUTFIELD COACH

Full Name: **Eric Orlando Young**

Height: **5-9**

Weight: **180**

DOB: **May 18, 1967**

Opening Day Age: **51**

Born: **New Brunswick, NJ**

Resides: **Cypress, TX**

Seasons on the Braves Coaching Staff: **2nd**

Seasons on a Major League Coaching Staff: **7th**

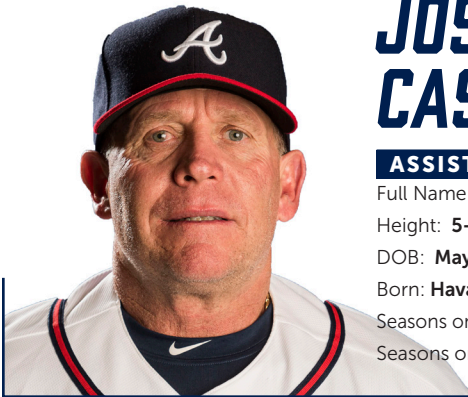
- In his second season with the Braves, Eric Young Sr. will serve as the first base coach along with overseeing the club's outfield instruction.
- Prior to joining the Braves, served as Colorado's first base/baserunning/outfield coach from 2014-2016...Served on Walt Weiss' staff.
- Prior to joining Colorado's staff, worked for two seasons from 2011-12 as the first base coach for the Arizona Diamondbacks.
- Started his coaching career in 2010 as Houston's minor league outfield and baserunning instructor.
- Spent 2007-09 working as an in-studio analyst for ESPN's "Baseball Tonight."
- Played in the majors for 15 seasons, finishing with a .283 (1,731-6,119) career average in 1,730 games for seven different teams (Los Angeles-NL, 1992, 1997-99; Colorado, 1993-97; Chicago-NL, 2000-01; Milwaukee, 2002-03; San Francisco, 2003; Texas, 2004, 2006; San Diego, 2005-06).
- He made his MLB debut in 1992 with the Dodgers before Colorado selected him in the 11th round of the Expansion Draft later that year.
- A second baseman and outfielder, Young went to his lone All-Star game in 1996, while also winning the Silver Slugger award that season after finishing with a .324 average, 113 runs and a NL-high 53 stolen bases.
- From his debut season in 1992 through his final MLB season in 2006, Young stole 465 bases, the second most in the majors...Stole at least 40 bases in six different seasons (1993, 1996-2000).
- Was a 43rd-round draft choice of Los Angeles (NL) out of Rutgers University in 1989...Graduated in 1985 from New Brunswick High School (NJ), where he played baseball, football and basketball... Also played football at Rutgers and was inducted into the school's Hall of Fame in 1999.
- He has two sons, Eric Jr. and Dallas...Eric Jr., has played for five different teams over a nine-year career...Eric Jr. played 35 games with Atlanta in 2015.

COMPLETE RECORD

Year	Club	AVG	G	AB	R	H	2B	3B	HR	RBI	SH	SF	HP	BB	SO	SB	CS	E
1989	GCL Dodgers	.330	56	197	53	65	11	5	2	22	1	1	3	33	16	41	10	15
1990	Vero Beach	.287	127	460	101	132	23	7	2	50	5	4	6	69	35	76	16	25
1991	San Antonio	.280	127	461	82	129	17	4	3	35	8	1	2	67	36	70	26	13
	Albuquerque	.400	1	5	0	2	0	0	0	0	0	0	0	0	0	0	0	0
1992	Albuquerque	.337	94	350	61	118	16	5	3	49	13	7	4	33	18	28	11	20
	Los Angeles (NL)	.258	49	132	9	34	1	0	1	11	4	0	0	8	9	6	1	9
1993	Colorado	.269	144	490	82	132	16	8	3	42	4	4	4	63	41	42	19	18
1994	Colorado	.272	90	228	37	62	13	1	7	30	5	2	2	38	17	18	7	2
1995	Colorado	.317	120	366	68	116	21	9	6	36	3	1	5	49	29	35	12	11
1996	New Haven	.067	3	15	0	1	0	0	0	0	0	0	0	3	0	0	0	0
	Salem	.300	3	10	2	3	3	0	0	0	0	0	0	3	1	2	0	2
	Colorado Springs	.261	7	23	4	6	1	1	0	3	0	0	0	5	1	0	0	3
	Colorado	.324	141	568	113	184	23	4	8	74	2	5	21	47	31	53	19	12
1997	Colorado	.282	118	468	78	132	29	6	6	45	8	5	5	57	37	32	12	15
	Los Angeles (NL)	.273	37	154	28	42	4	2	2	16	2	1	4	14	17	13	2	3
1998	Los Angeles (NL)	.285	117	452	78	129	24	1	8	43	9	2	5	45	32	42	13	13
1999	San Bernardino	.250	3	12	0	3	0	0	0	0	0	0	0	2	0	0	0	2
	Los Angeles (NL)	.281	119	456	73	128	24	2	2	41	6	4	5	63	26	51	22	9
2000	Chicago (NL)	.297	153	607	98	180	40	2	6	47	7	5	8	63	39	54	7	15
2001	Chicago (NL)	.279	149	603	98	168	43	4	6	42	15	3	9	42	45	31	14	12
2002	Milwaukee	.280	138	496	57	139	29	3	3	28	8	4	6	39	38	31	11	12
2003	Milwaukee	.260	109	404	71	105	18	1	15	31	2	1	4	48	34	25	7	15
	San Francisco	.197	26	71	9	14	2	0	0	3	0	1	1	9	10	3	5	1
2004	Texas	.288	104	344	55	99	25	2	1	27	4	3	8	43	28	14	9	9
2005	Portland	.000	5	16	3	0	0	0	0	0	0	0	0	6	2	0	0	0
	San Diego	.275	56	142	22	39	9	0	2	12	3	0	0	18	12	7	6	3
2006	San Diego	.203	56	128	19	26	5	0	3	13	1	3	2	13	16	8	2	1
	Oklahoma	.222	9	27	3	6	2	3	0	1	0	0	2	4	4	0	2	0
	Texas	.200	4	10	1	2	1	1	0	2	1	0	0	1	1	0	0	0
Minor Totals		.295	435	1576	309	465	73	25	10	160	27	13	17	220	118	217	65	80
A.L. Totals		.285	108	354	56	101	26	3	1	29	5	3	8	44	29	14	9	9
N.L. Totals		.283	1622	5765	940	1630	301	43	78	514	79	41	81	616	433	451	159	151
Major Totals		.283	1730	6119	996	1731	327	46	79	543	84	44	89	660	462	465	168	160

DIVISIONAL SERIES RECORD

Year	Club, Opp.	AVG	G	AB	R	H	2B	3B	HR	RBI	SH	SF	HP	BB	SO	SB	CS	E
1995	Col. vs. Atl.	.438	4	16	3	7	1	0	1	2	0	0	0	2	2	1	0	3
2005	SD vs. Atl.	.333	3	6	2	2	0	0	1	3	0	0	0	0	0	0	0	0
D.S. Totals		.409	7	22	5	9	1	0	2	5	0	0	0	2	2	1	0	3



JOSÉ CASTRO

59

ASSISTANT HITTING COACH

Full Name: **José Castro**

Height: **5-9**

Weight: **190**

DOB: **May 5, 1958**

Opening Day Age: **60**

Born: **Havana, Cuba**

Resides: **Miami, FL**

Seasons on the Braves Coaching Staff: **5th**

Seasons on a Major League Coaching Staff: **6th**

- José Castro joined the Braves in October 2014 and is in his fifth season with the club...He assists hitting coach Kevin Seitzer in every aspect of the Braves' hitting program.
- Castro spent the 2014 season as the quality assurance coach for the Chicago Cubs and has more than 26 years' experience as a minor-league hitting coordinator or hitting coach in the Montreal, Florida, San Diego and Seattle organizations.
- Served as Seattle's interim hitting coach in 2008.
- A former infielder, Castro was a 27th-round pick of Philadelphia in the 1977 June draft.
- He posted a .275 batting average during his 14-year minor league career, which saw him ascend as high as Triple-A in stints with the Phillies, Chicago White Sox, Toronto Blue Jays, Kansas City Royals and Montreal Expos.
- Castro retired as a player and began his coaching career in 1990 with Montreal, handling hitting coach duties at Single-A Jamestown.
- From 1992 to 2001, he was a minor league hitting coach in the Florida Marlins system, before returning to Montreal in 2002 and 2003.
- He worked as a minor league hitting coach in the San Diego Padres system for five seasons, from 2003 to 2007, including three seasons (2005-07) at Triple-A Portland.
- Castro began the 2008 season as the Mariners' minor league hitting coordinator before he was promoted to Major League hitting coach on June 19, following manager John McLaren's firing
- Castro returned to his minor league hitting coordinator duties for the 2009 and 2010 seasons.
- He graduated from Jackson Senior High School in Miami, Fla., in 1977.
- He and his wife Lisa have two children, Rachel and Matthew, and reside in Miami.

COMPLETE RECORD

Year	Club	AVG	G	AB	R	H	2B	3B	HR	RBI	SH	SF	HP	BB	SO	SB	CS	E
1977	Auburn	.246	61	191	29	47	8	1	1	8	0	1	2	18	37	0	2	15
1978	Spartanburg	.280	130	465	65	130	20	5	9	61	5	6	5	59	53	9	5	44
1979	Peninsula	.273	66	245	37	67	10	3	7	32	2	0	0	22	27	6	1	6
	Reading	.303	20	76	11	23	2	1	0	7	2	0	0	4	11	0	1	8
1980	Reading	.310	117	426	71	132	15	5	6	59	8	10	0	46	40	8	0	25
1981	Oklahoma City	.303	122	406	68	123	27	5	11	76	4	7	2	46	64	3	3	21
1982	Edmonton	.263	129	487	74	128	30	4	10	80	2	5	4	42	71	5	6	16
1983	Denver	.250	88	288	42	72	10	1	8	37	3	4	1	24	40	2	2	13
1984	Denver	.316	129	433	70	137	32	4	12	67	1	1	0	57	45	7	2	21
1985	Buffalo	.240	134	454	68	109	17	1	8	50	1	7	2	65	77	2	7	18
1986	Syracuse	.288	122	413	52	119	19	3	12	54	5	5	1	45	34	0	8	23
1987	Syracuse	.277	61	184	26	51	14	0	5	21	0	1	5	21	14	0	1	1
1988	Omaha	.270	112	385	62	104	17	3	10	44	1	3	1	49	49	0	2	21
1989	Omaha	.248	106	367	20	91	17	1	2	33	0	2	4	29	38	1	3	16
1990	Indianapolis	.163	19	49	1	8	1	0	1	4	0	0	1	7	13	0	1	2
Minor Totals		.275	1416	4869	696	1341	239	37	102	633	34	52	28	534	613	43	44	250



JIMMY LEO

97

BULLPEN CATCHER

Full Name: **James Peter Leo**

Height: **5-8**

Weight: **190**

DOB: **November 17, 1992**

Opening Day Age: **26**

Born: **Boca Raton, FL**

Resides: **Boca Raton, FL**

- Jimmy Leo is in his second season as one of the club's bullpen catchers...Joined the organization during spring training in 2018.
- Prior to joining for the Braves, worked with Oakland as minor league video assistant.
- Began his professional career with Miami, working as a video intern in the club's minor

league system, first for Single-A Batavia in 2015 and then for Single-A Jupiter in 2016.

- Caught at Flagler College in St. Augustine, Fla... Graduated from the school in 2015 with a degree in sport management.
- A native of Boca Raton, Fla., Leo resides in Phoenix, Ariz.



JOSÉ YÉPEZ

99

BULLPEN CATCHER

Full Name: **José Ricardo Yépez**

Height: **6-0**

Weight: **205**

DOB: **June 19, 1981**

Opening Day Age: **37**


Born: **Carora, Venezuela**

Resides: **Clearwater, FL**

- Former Braves minor-league catcher José Yépez is in his fourth season on the Atlanta staff after joining the club as a bullpen catcher in May 2016...He began the 2016 campaign as a coach with the Class-A Rome Braves.
- Yépez enjoyed a 15-year minor-league career, from 2001 to 2015, playing with the Braves for

the final four years of his career.

- Also played in Seattle's system after beginning his career in the Toronto organization.
- A native of Carora, Venezuela, Yépez, 37, now resides in Clearwater, Fla., with his wife, Leanna and son, Jerek.



TOMÁS PÉREZ

98

BATTING PRACTICE PITCHER

Full Name: **Tomás Orlando Pérez García**

Height: **5-11**

Weight: **195**

DOB: **December 29, 1973**

Opening Day Age: **45**

Born: **Barquisimeto, VZ**

Resides: **Orlando, FL**

- Tomás Pérez is in his second season as batting practice pitcher on Atlanta's major league staff, and his fifth season in the organization...He coached in the Braves' minor league system from 2015-2017.

- A veteran of 12 MLB seasons, Pérez appeared with Toronto (1995-98), Philadelphia (2000-05), Tampa Bay (2006) and Houston (2008)
- A native of Barquisimeto, Venezuela, Pérez and his wife, Andrea, reside in Orlando, Fla.

BRAVES MEDICAL & PERFORMANCE STAFF

GEORGE C. POULIS Director of Player Health/Head Athletic Trainer



- George C. Poulis begins his second season with the Braves as director of player health/head athletic trainer...Named to his position on December 5, 2017.
- Prior to joining the Braves, spent 18 years with the Toronto Blue Jays, including the last 15 as the club's head athletic trainer...Served as the Blue Jays' assistant athletic trainer for three seasons before his promotion to the head role.
- Prior to the Blue Jays, he was an athletic trainer in the San Diego Padres' minor league system for 10 years.
- He worked his way up through the Padres' Minor League system with stops in Waterloo, Iowa (Single A); Wichita, Kan.; Memphis, Tenn.; Mobile, Ala. (Double A); and Las Vegas, NV (Triple A)... At the conclusion of the 1998 Minor League season, Poulis assisted the San Diego Padres' Athletic Training Staff during the 1998 playoffs and World Series
- Worked in professional sports for the first time in 1986, serving as an athletic training intern for the NFL's Cleveland Browns.
- A Cleveland native, Poulis earned his undergraduate degree from Baldwin-Wallace College in Berea, Ohio, and earned his master's degree from the University of Alabama.
- During the off-season, Poulis, 54, and his wife, Jenny live in Florida with their three daughters, Lainey, Evy and Nicki.

MIKE FROSTAD Assistant Athletic Trainer



- Mike Frostad begins his second season with the Braves as the club's assistant athletic trainer.
- Prior to joining the Braves, spent the last 22 seasons with the Toronto Blue Jays, including six as the team's assistant athletic trainer.
- Started his baseball career in 1996 with the Single-A St. Catharines Stompers...Also worked for rookie-level Medicine Hat (1997-1998), Single-A Hagerstown (1999-2000) and Single-A Dunedin (2001-2005).
- Named to the position of minor league medical coordinator in 2005, a position he held until the 2010 season when he was appointed to Toronto as the assistant athletic trainer.
- Returned to the role of medical coordinator in 2011 and 2012 before reassuming his post as Toronto's assistant athletic trainer in 2013.
- In 2004 and 2005 he won the Athletic Trainer of the Year Award for the Florida State League while with Dunedin... In 2005 was also the recipient of the Minor League Athletic Trainer of the Year Award.
- During the off season, Mike, 46, resides in Medicine Hat, Alberta with his fiancé, Candice.

JEFF PORTER *Athletic Training Advisor*



- The 2019 season marks Jeff Porter's 35th in the Braves organization and his second as advisor, athletic training.
- He spent 15 seasons from 2003-2017 as the Braves' head athletic trainer
- Porter joined the Braves in 1985 as the assistant athletic trainer and assumed the Head Trainer duties in 2003, when Dave Pursley retired.
- A native of Wilmington, NC, Porter graduated from Burgaw High School...He received a bachelor's degree from the University of North Carolina-Wilmington in 1977 and earned his master's degree from the University of Denver in 1979.
- Following college, Porter worked his way through the minor leagues...From 1979 to 1984, he had stints with the Denver Bears, Jamestown Expos, Memphis Chicks and Indianapolis Indians.
- Porter, 62, was honored as the National League athletic trainer for the 1996 Major League Baseball All-Star Game in Philadelphia and for the 2008 All-Star Game at New York's Yankee Stadium...In 2006 he was the athletic trainer for MLB's Japan All-Star Tour.
- In 2012, Porter and Jim Lovell were honored by the Professional Baseball Athletic Trainers Society (PBATS) as the Major League Baseball Athletic Training Staff of the Year.
- Porter is a member of the National Athletic Trainers Association, the American College of Sports Medicine and is a board member for PBATS.
- An avid hunter and fisherman, Porter resides in Loganville, Ga...His son, David graduated from Auburn University and now attends veterinary school at the University of Georgia.

BRAVES TEAM DOCTORS

The Braves named Dr. Gary M. Lourie the club's Head Team Physician on December 21, 2016. Dr. Lourie began working with the Braves in 2000 as an Associate Physician and is currently a partner with Hand and Upper Extremity Center of Georgia. The Braves medical staff also works with the following:



Dr. Gary M. Lourie
Head Team Physician

- | | |
|-------------------------------|-------------------------------|
| <i>A</i> Dr. Gary M. Lourie | <i>A</i> Dr. Jeff Webb |
| <i>A</i> Dr. Joe Chandler | <i>A</i> Dr. Jonathan Kim |
| <i>A</i> Dr. Lee Kneer | <i>A</i> Dr. Jeffrey Smith |
| <i>A</i> Dr. Marvin Royster | <i>A</i> Dr. Glenn Maron |
| <i>A</i> Dr. Tim Griffith | <i>A</i> Dr. Hamid Sadri |
| <i>A</i> Dr. Spero Karas | <i>A</i> Dr. Mark Scappaticci |
| <i>A</i> Dr. John Xerogeaneas | <i>A</i> Dr. Alan Kozarsky |
| <i>A</i> Dr. Brooks Lide | <i>A</i> Dr. David Ross |
| <i>A</i> Dr. Kyle Hammond | <i>A</i> Marie Spano |
| <i>A</i> Dr. Ken Mautner | <i>A</i> Sam Lima |

BRADFORD SCOTT Head Strength and Conditioning Coach

- Bradford Scott is in his fourth season with the Braves and his third season as the head strength and conditioning coach...He joined the Braves in February 2016 as performance therapist.
- Scott came to Atlanta from the University of Portland, where he had served as the Director of Athletic Performance since September 2007.
- Before his time at Portland, Scott spent a year at the University of Southern California as the head strength, speed and conditioning coach for the men's and women's basketball and men's and women's volleyball programs...He worked directly with the Trojans' 2007 NCAA Sweet 16 basketball team that had two players chosen in the 2007 NBA draft.
- Prior to his stay at USC, Scott was the director of strength, speed and conditioning at Cal State Northridge and managed the program for all 16 sports.. He interned for two years with the Anaheim Ducks of the National Hockey League from 2004-06.

- Scott also served as a graduate assistant at the University of Arizona from 2001-04 while obtaining his Master of Education degree.
- He is a 2001 graduate of the University of Massachusetts, Boston with a Bachelor of Science degree in exercise physiology.
- He is a member of the National Strength & Conditioning Association, as well as the American Massage Therapy Association.
- A native of Westwood, Mass., Scott attended Xaverian Brothers High School, where he participated in varsity football, wrestling and lacrosse.
- Scott enjoys hiking, snowboarding and riding motorcycles.



JORDAN WOLF Assistant Strength and Conditioning Coach

- Jordan Wolf is in his third season with the Braves as the assistant strength and conditioning coach after joining the organization in December 2016.
- He spent four seasons (2013-16) as the San Diego Padres' minor league strength and conditioning coordinator.
- Prior to his work with San Diego, Wolf served as a minor league strength and conditioning coach with the Arizona Diamondbacks organization from 2009 to 2012.

- Received a degree in kinesiology from Arizona State University...Is also a licensed massage therapist.
- Is a member of the National Strength and Conditioning Society...Also is a Registered Strength and Conditioning Coach (RSCC).
- Jordan and his wife, Lindsey, make their home in Marietta, GA.



PETE CICINELLI **Major League Head Physical Therapist**

- The 2019 season marks Pete Cicinelli's third full season in the organization and his third as the team's major league head physical therapist.
- Cicinelli joined the organization in August of 2016 and worked as the minor league performance coordinator based out of the club's Florida operations facility located in Lake Buena Vista.
- Cicinelli, 30, received his doctorate degree in physical therapy in 2015 from Regis University located in Denver, Colo., and his bachelor's degree in exercise science from the University of Toledo.
- Born in Saginaw, Mich., Pete attended Swan Valley High School (Mich.), and enjoys skiing, hiking and anything outdoors.
- Pete and his wife, Lauren reside in Atlanta.



NICK VALENCIA **Major League Assistant Physical Therapist**

- The 2019 season marks Nick Valencia's third full season in the organization and his first as the team's major league assistant physical therapist.
- Valencia joined the organization in March of 2017 and worked as the team's rehab coordinator based out of the club's Florida facility in Lake Buena Vista.
- From March of 2014 to March of 2017, Valencia worked at an orthopedic sports medicine clinic located in Gilbert, AZ... There he worked with numerous professional, college, and high school athletes.
- During the spring of 2016 and 2017, Valencia provided medical support for the Tijuana Toros of the Mexican League.
- From August, 2015 to March, 2017, he worked with Phoenix Allies for Community Health (PACH) to provide free primary healthcare to marginalized communities in the greater Phoenix area.
- Valencia, 30, is a board certified orthopedic clinical specialist, completing an orthopedic physical therapy residency in 2015 at Foothills Sports Medicine Physical Therapy in Phoenix, AZ... He received his doctor of physical therapy degree in 2013 from the University of Texas at El Paso, and his bachelor's of science degree in psychology from the University of Texas at Austin in 2010.
- Born in El Paso, TX, Nick attended Socorro High School, and enjoys rock climbing, watching sports, and public speaking.



YOSHIHIRO NISHIO **Massage Therapist**

- Yoshi Nishio enters his second season as the major league massage therapist for the Braves.
- Joined the organization last March.
- Prior to working for the Braves, served in the same capacity for the New York Mets for seven seasons.
- Was the massage therapist for the Oakland Athletics (2008) and Colorado Rockies (2006-2007).
- Worked in the Japanese Professional Baseball League with the Chunichi Dragons (1988-1993).
- Also worked for Major Trainers, Inc. in Tokyo from 1983-1987.
- Has also served with Japan's National Baseball team on tours to the United States, Taiwan, Cuba, Canada and several European countries.
- Yoshi, 58, and his wife, Yuki, reside in Irvine, CA, with their son, Takuya.



BRAVES CLUBHOUSE STAFF

JIM LOVELL **Director of Team Travel**

- Begins his second season as the club's director of team travel after being named to the position in January of 2018.
 - His primary responsibility is to handle the team's travel, including all transportation and hotel logistics.
 - Served as the club's assistant athletic trainer from 2003-2017.
 - Prior to joining the major league staff in 2003, worked 18 season in the Braves' minor league system.
 - He served as the Head Minor League Athletic Trainer, coordinating the minor league medical staff, and covered the Triple-A Richmond club from 1991 to 2002.
 - He served as athletic trainer for the Triple-A All-Star game in 1991.
 - Lovell joined the Braves organization in 1985 and spent six years at Double-A Greenville, earning Southern League Trainer of the Year honors three times...He served as the trainer for the Southern League All-Star game three times.
 - Until 1992, Lovell also spent his off seasons as a part of the football program at Auburn University.
 - He served as the interim assistant trainer for the Major League club during the 1992 and 2000 seasons.
- Lovell joined the Major League club in September 2002 and was named the full-time assistant trainer the following year.
 - He was honored as National League athletic trainer for the 2012 Major League Baseball All-Star Game in Kansas City.
 - In 2012, Lovell and Braves head athletic trainer Jeff Porter were honored by the Professional Baseball Athletic Trainers Society (PBATS) as the Major League Baseball Athletic Training Staff of the Year.
 - Lovell holds a bachelor's degree in community health and a master's degree in exercise physiology...He is a licensed Emergency Medical Technician, and certified as an athletic trainer by the National Athletic Trainer's Association.
 - An avid follower of Auburn football, Lovell is single and resides in Newnan, Ga...He enjoys golf, reading and listening to country-western music.



JOHN HOLLAND **Director of Equipment & Clubhouse Services**

- The 2019 season marks John Holland's 51st with the Braves and his second as director of equipment and clubhouse services...His career began as a 15-year-old bat boy in September 1968.
 - Holland became an assistant in the visiting clubhouse in 1969 and was named assistant equipment manager in 1973, a title he held through the 1982 campaign.
 - In 1983, Holland was named visiting clubhouse manager and he held that role through the 2017 season...In 2002, he was voted by his peers as the MLB Visiting Clubhouse Manager of the Year and in 2014, he served as co-equipment manager for MLB's Japan All-Star Tour.
- Holland has also served as an officer of the Major League Baseball Equipment Managers Association.
 - A native of Atlanta, Holland graduated from Columbia High School...He graduated from the University of Georgia in 1974 with a bachelor's degree in journalism.
 - Holland, 66, is an ardent fan of Georgia Bulldogs athletics...He and his wife Patty reside in Suwanee, Ga...They have two sons, Andrew and Nicky, and a daughter, Lauren.



ERIC DURBAN **Assistant Equipment Manager**

- Eric Durban joined the Braves staff in 2006 and is in his 14th season with the organization...He was named to his current post in 2017 and is in his third year as assistant equipment manager.
- Durban previously worked as a bat boy, and clubhouse assistant in a part-time/seasonal capacity in the home clubhouse.
- He assists with the day-to-day operations of the Braves' clubhouse, including the ordering and maintaining of equipment and clubhouse supplies... Additionally, he attends to the needs of the players, staff and umpires.
- Durban assists with the annual moving of the team's equipment to spring training at ESPN Wide World of Sports.
- Born in Stone Mountain, Ga., the 31-year-old Durban graduated from St. Louis University High School in St. Louis, Mo., and earned a bachelor's degree in Journalism from the University of Missouri.
- Durban and his wife, Savannah, reside in Smyrna, Ga., with their dog, Chloe.



CHRIS HUNTER **Assistant Equipment Manager**

- Chris Hunter joined the Braves staff in 2011 and is in his ninth season with the organization...This will be his second full season as assistant equipment manager.
- Hunter previously served in a part-time/seasonal capacity in the home clubhouse.
- He also assists with the day-to-day operation of the Braves' clubhouse, including ordering and stocking of equipment and clubhouse supplies, and attending to the needs of the players and staff.
- Hunter assists with the annual moving of the team's equipment to spring training at ESPN Wide World of Sports.
- A native of Gwinnett, Ga., the 35-year-old Hunter graduated from North Gwinnett High School and holds a bachelor's degree in Sport Management from the University of West Georgia...He is single and resides in Suwanee, Ga.



FRED STONE **Visiting Clubhouse Manager**

- The 2019 campaign is Fred Stone's 43rd in the Braves organization, his 36th with the Major League Club and his second as visiting clubhouse manager... In addition to his duties in Atlanta, Stone also serves as the clubhouse manager for the annual Braves Fantasy Camp at ESPN Wide World of Sports.
- A native of Richmond, Va., Stone began his career in 1977 as a member of the grounds crew for the Triple-A Richmond Braves...He later became a clubhouse assistant and then served as clubhouse manager, as well as various other roles within the club.
- Stone graduated from Chickahominy Academy in 1982 and joined Atlanta's clubhouse staff in 1984.
- The 55-year-old Stone resides in Woodstock, Ga...He enjoys golfing and is an avid NASCAR and hockey fan.



ROB SMITH *Manager of Baseball Video Operations*

- Rob Smith is in his 25th season with the Braves and his fifth as manager of baseball video operations... He previously served 17 seasons as the club's Major League video coordinator.
- Smith is responsible for overseeing the Braves' video program at every level of the organization, as well as amateur and international scouting...At the major league level, Smith is responsible for capturing video for coaching and scouting purposes, as well as pitch charting for every game.
- In addition, Smith assists the coaching staff with advance scouting and game-planning by providing supplemental statistical data and video.
- Smith oversees budgeting and staffing of the Braves' minor league video program, ensuring quality video and statistical information as well as distribution throughout the organization.
- Smith is credited with creating and maintaining a digital library of complete Braves games dating to the 1984 season.
- Smith, 47, began with the Braves in 1995 as a game day employee in corporate sponsor hospitality.
- In 1996, he served as a customer service representative in the ticket sales department, and in 1997-98 he was a marketing representative and also worked part time coordinating the Braves' video efforts.
- Born in Concord, NH, Smith graduated from Lafayette High School in Williamsburg, Va...He is a 1994 graduate of the University of Kentucky, with a degree in sport management.
- He and his wife, Carmen reside in Suwanee, Ga., with their son, Tyler.



BRAVES GROUNDS CREW

ED MANGAN *Field Director*

- Known as one of the best field directors in the game, Ed Mangan joined the Atlanta Braves following the 1990 season...He previously served five years as the head groundskeeper at Boardwalk & Baseball, the Kansas City Royals' spring training complex...When John Schuerholz became the Braves' General Manager in October 1990, Mangan was among the first people Schuerholz hired.
- He also works with the NFL to prepare the practice facilities and main field for the Super Bowl...Mangan has worked each of the last 30 Super Bowls, including the last 19 as field director.
- Following his duties with the Super Bowl, Mangan heads to Florida in February to oversee the preparations of the Braves' spring training complex at ESPN Wide World of Sports...He oversees all field duties at SunTrust Park and was the only field director the Braves used in their 20 years at Turner Field (1997-2016) and in their 22 springs at the Wide World of Sports Complex (since 1998).
- A native of Leonardo, NJ, Mangan attended Mater Dei High School in Middletown, NJ, and the University of Southwestern Louisiana (Lafayette, La.).
- The 58-year-old Mangan is a member of the Georgia Golf Course Superintendents Association and the Aircraft Owners and Pilots Association.
- Mangan and his wife Janeen reside in Alpharetta, Ga., with their four boys, Jake, Micky, Colby and Ty...He enjoys archery, aviation, hunting and fishing.





FREEMAN

5

PLAYERS

2019 ATLANTA BRAVES 40-MAN ROSTER

ALPHABETICAL

ACUÑA JR., Ronald, OF	13
ALBIES, Ozzie, INF	1
ALLARD, Kolby, LHP	36
BIDDLE, Jesse, LHP	63
CAMARGO, Johan, INF	17
CARLE, Shane, RHP	51
CASTRO, José, Coach	59
CULBERSON, Charlie, INF	8
DAYTON, Grant, LHP	75
DONALDSON, Josh, INF	20
DUVALL, Adam, OF	23
FASANO, Sal, Coach	60
FLOWERS, Tyler, C	25
FOLTYNEWICZ, Mike, RHP	26
FREEMAN, Freddie, INF	5
FREEMAN, Sam, LHP	39
FRIED, Max, LHP	54
GAUSMAN, Kevin, RHP	45
GOHARA, Luiz, LHP	53
INCIARTE, Ender, OF	11
JACKSON, Alex, C	70
JACKSON, Luke, RHP	64
KRANITZ, Rick, Coach	57
LOPEZ, Raffy, C	55
MARKAKIS, Nick, OF	22
McCANN, Brian, C	16
MINTER, A.J., LHP	33
NEWCOMB, Sean, LHP	15
O'DAY, Darren, RHP	56
PARSONS, Wes, RHP	67
REED, Marty, Coach	34
SEITZER, Kevin, Coach	28
SNITKER, Brian, Manager	43
SOBOTKA, Chad, RHP	61
SOROKA, Mike, RHP	40
SWANSON, Dansby, INF	7
TEHERAN, Julio, RHP	49
TOUSSAINT, Touki, RHP	62
VENTERS, Jonny, LHP	48
VIZCAÍNO, Arodys, RHP	38
WASHINGTON, Ron, Coach	37
WEBB, Jacob, RHP	71
WEIGEL, Patrick, RHP	72
WEISS, Walt, Coach	4
WILSON, Bryse, RHP	66
WINKLER, Dan, RHP	58
WRIGHT, Kyle, RHP	65
YNOA, Huascar, RHP	73
YOUNG SR., Eric, Coach	2

NUMERICAL

1	ALBIES, Ozzie, INF
2	YOUNG SR., Eric, Coach
3	WEISS, Walt, Coach
4	FREEMAN, Freddie, INF
5	SWANSON, Dansby, INF
6	CULBERSON, Charlie, INF
7	SWANSON, Dansby, INF
8	INCIARTE, Ender, OF
9	ACUÑA JR., Ronald, OF
10	NEWCOMB, Sean, LHP
11	McCANN, Brian, C
12	CAMARGO, Johan, INF
13	DONALDSON, Josh, INF
14	MARKAKIS, Nick, OF
15	DUVALL, Adam, OF
16	FLOWERS, Tyler, C
17	FOLTYNEWICZ, Mike, RHP
18	SEITZER, Kevin, Coach
19	MINTER, A.J., LHP
20	REED, Marty, Coach
21	ALLARD, Kolby, LHP
22	WASHINGTON, Ron, Coach
23	VIZCAÍNO, Arodys, RHP
24	FREEMAN, Sam, LHP
25	SOROKA, Mike, RHP
26	SNITKER, Brian, Manager
27	GAUSMAN, Kevin, RHP
28	VENTERS, Jonny, LHP
29	TEHERAN, Julio, RHP
30	CARLE, Shane, RHP
31	GOHARA, Luiz, LHP
32	FRIED, Max, LHP
33	LOPEZ, Raffy, C
34	O'DAY, Darren, RHP
35	KRANITZ, Rick, Coach
36	WINKLER, Dan, RHP
37	CASTRO, José, Coach
38	FASANO, Sal, Coach
39	SOBOTKA, Chad, RHP
40	TOUSSAINT, Touki, RHP
41	BIDDLE, Jesse, LHP
42	JACKSON, Luke, RHP
43	WRIGHT, Kyle, RHP
44	WILSON, Bryse, RHP
45	PARSONS, Wes, RHP
46	JACKSON, Alex, C
47	WEBB, Jacob, RHP
48	WEIGEL, Patrick, RHP
49	YNOA, Huascar, RHP
50	DAYTON, Grant, LHP

40 players, 40 active

POSITION

MANAGER	
SNITKER, Brian	43
COACHES	
CASTRO, José	59
FASANO, Sal	60
KRANITZ, Rick	57
REED, Marty	34
SEITZER, Kevin	28
WASHINGTON, Ron	37
WEISS, Walt	4
YOUNG SR., Eric	2
PITCHERS (26)	
ALLARD, Kolby, LHP	36
BIDDLE, Jesse, LHP	63
CARLE, Shane, RHP	51
DAYTON, Grant, LHP	75
FOLTYNEWICZ, Mike, RHP	26
FREEMAN, Sam, LHP	39
FRIED, Max, LHP	54
GAUSMAN, Kevin, RHP	45
GOHARA, Luiz, LHP	53
JACKSON, Luke, RHP	64
MINTER, A.J., LHP	33
NEWCOMB, Sean, LHP	15
O'DAY, Darren, RHP	56
PARSONS, Wes, RHP	67
SOBOTKA, Chad, RHP	61
SOROKA, Mike, RHP	40
TEHERAN, Julio, RHP	49
TOUSSAINT, Touki, RHP	62
VENTERS, Jonny, LHP	48
VIZCAÍNO, Arodys, RHP	38
WEBB, Jacob, RHP	71
WEIGEL, Patrick, RHP	72
WILSON, Bryse, RHP	66
WINKLER, Dan, RHP	58
WRIGHT, Kyle, RHP	65
YNOA, Huascar, RHP	73
CATCHERS (4)	
FLOWERS, Tyler	25
JACKSON, Alex	70
LOPEZ, Raffy (L)	55
McCANN, Brian (L)	16
INFIELDERS (6)	
ALBIES, Ozzie (S)	1
CAMARGO, Johan (S)	17
CULBERSON, Charlie	8
DONALDSON, Josh	20
FREEMAN, Freddie (L)	5
SWANSON, Dansby	7
OUTFIELDERS (4)	
ACUÑA JR., Ronald	13
DUVALL, Adam	23
INCIARTE, Ender (L)	11
MARKAKIS, Nick (L)	22

AS OF 1/30/19

2019 ATLANTA BRAVES NON-ROSTER INVITEES

ALPHABETICAL

ALEXANDER, CJ, INF
 ANDERSON, Ian, RHP
 BLANCO, Andrés, INF
 BURROWS, Thomas, LHP
 CLOUSE, Corbin, LHP
 CONTRERAS, William, C
 DAVIDSON, Tucker, LHP
 FLORIMÓN, Pedro, INF
 JENISTA, Greyson, OF
 KAZMAR JR., Sean, INF
 LaMARRE, Ryan, OF
 MARTÉ, Luis, INF
 MARTÍNEZ, Carlos, C
 MORALES, Jonathan, C
 MULLER, Kyle, LHP
 ORTEGA, Rafael, OF
 PACHE, Cristian, OF
 RILEY, Austin, INF
 WATERS, Drew, OF
 WENTZ, Joey, LHP

NUMERICAL

88 24 BLANCO, Andrés, INF
 79 50 FLORIMÓN, Pedro, INF
 24 68 LaMARRE, Ryan, OF
 81 69 ORTEGA, Rafael, OF
 82 74 RILEY, Austin, INF
 85 76 MARTÉ, Luis, INF
 84 77 PACHE, Cristian, OF
 50 78 KAZMAR JR., Sean, INF
 83 79 ANDERSON, Ian, RHP
 78 80 WENTZ, Joey, LHP
 68 81 BURROWS, Thomas, LHP
 76 82 CLOUSE, Corbin, LHP
 86 83 JENISTA, Greyson, OF
 87 84 DAVIDSON, Tucker, LHP
 89 85 CONTRERAS, William, C
 69 86 MARTÍNEZ, Carlos, C
 77 87 MORALES, Jonathan, C
 74 88 ALEXANDER, CJ, INF
 90 89 MULLER, Kyle, LHP
 80 90 WATERS, Drew, OF

POSITION

PITCHERS (6)

ANDERSON, Ian, RHP 79
 BURROWS, Thomas, LHP 81
 CLOUSE, Corbin, LHP 82
 DAVIDSON, Tucker, LHP 84
 MULLER, Kyle, LHP 89
 WENTZ, Joey, LHP 80

CATCHERS (3)

CONTRERAS, William 85
 MARTÍNEZ, Carlos 86
 MORALES, Jonathan 87

INFIELDERS (6)

ALEXANDER, CJ (L) 88
 BLANCO, Andrés (S) 24
 FLORIMÓN, Pedro (S) 50
 KAZMAR JR., Sean 78
 MARTÉ, Luis 76
 RILEY, Austin 74

OUTFIELDERS (5)

JENISTA, Greyson (L) 83
 LaMARRE, Ryan 68
 ORTEGA, Rafael (L) 69
 PACHE, Cristian 77
 WATERS, Drew (S) 90

PRONUNCIATIONS

Ronald Acuña Jr. (ah-cuhn-YA)

Ozzie Albies (ALL-bees)

Johan Camargo (YO-hahn)

Shane Carle (Carl)

Pedro Florimón (floor-ee-MOAN)

Mike Foltyniewicz (Ful-ta-nev-ich)

Max Fried (FREED)

Luiz Gohara (go-HARR-uh)

Ender Inciarte (in-see-ARE-tay)

Greyson Jenista (juh-NEE-sta)

Ryan LaMarre (luh-MARE)

Luis Martí (mar-TAY)

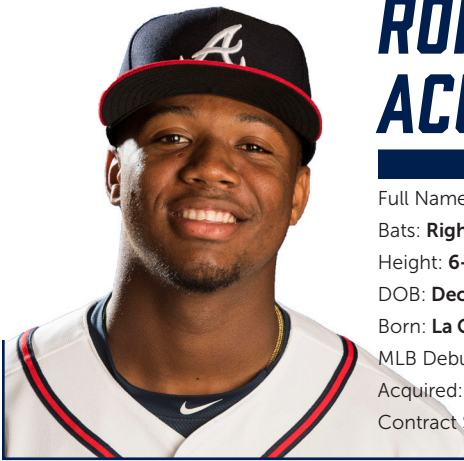
Rafael Ortega (or-TAY-guh)

Cristian Pache (Pah-Chay)

Mike Soroka (suh-ROW-kah)

Julio Teheran (tey-RON)

Arody Vizcaino (ah-ROW-dis vis-ky-EE-no)



RONALD ACUÑA JR.

13

OUTFIELDER

Full Name: **Ronald José Acuña Jr.**

Bats: **Right**

Throws: **Right**

Height: **6-0**

Weight: **205**

DOB: **December 18, 1997**

Opening Day Age: **21**

Born: **La Guaira, Venezuela**

Resides: **Vargas, Venezuela**

MLB Debut: **April 25, 2018**

MLB Service Time: **0.159**

Acquired: **Signed as a non-drafted free agent, July 2, 2014**

Contract Status: **Signed through 2019**

2018

- Finished his first major league season hitting .293 (127-for-433) with a team-high 26 home runs and a .917 OPS in 111 games...Won the National League Jackie Robinson Rookie of the Year Award, collecting 27 of 30 first-place votes to become the eighth Braves player to earn the honor.
- Entered the year as the No. 2 overall prospect according to MLB Pipeline.com and began the season with Triple-A Gwinnett...The club selected his contract from the Stripers on 4/25 and he made his MLB debut that night at Cincinnati at the age of 20 years, 128 days...He became the youngest player to debut for the Braves since Julio Teheran debuted at the age of 20 years, 100 days on 5/7/11...The last younger position player was Wilson Betemit in 2001...Betemit debuted at 19 years, 320 days.
- Singled in his debut against Kevin Shackelford for his first career hit, before hitting his first homer the next day off Homer Bailey in his first plate appearance...Acuña Jr., at 20 years, 129 days, became the youngest player to homer for the Braves since Andruw Jones hit a solo shot on 8/23/97 vs. Cincinnati at age of 20 years, 122 days.
- Hit eight leadoff home runs to set the franchise single-season record and pass the previous mark of seven, set by Marquis Grissom in 1996.
- Became one of five players in baseball history to reach 26 home runs in a season prior to his 21st birthday (Mel Ott, 42 in 1929; Frank Robinson, 34 in 1956; Tony Conigliaro, 32 in 1965; Al Kaline, 27 in 1955)...Became the 10th player in history to have 25 home runs and 15 steals in his rookie season and the first since Mike Trout in 2012.

CAREER HIGHS

Most Runs

3, 4x, last: 9/09/18, ATL at ARI

Most Hits

4, 9/14/18, ATL vs. WSH

Most Doubles

2, 4/29/18, ATL at PHI

Most Triples

1, 4x, last: 9/14/18, ATL vs. WSH

Most Home Runs

2, 8/14/18, ATL vs. MIA

Most RBI

4, 8/14/18, ATL vs. MIA

Most Walks

2, 10x, last: 9/11/18, ATL at SF

Most Stolen Bases

2, 7/20/18, ATL at WSH

Longest Hitting Streak

11 games, 8/8/18-8/18/18

- Homered in five straight games, 8/11-8/14, to tie the franchise modern-era record for most consecutive games with a homer...Hit six total over his stretch...Prior to Acuña Jr., the last Braves player to homer in five straight was Brian McCann in 2006....Acuña Jr. became the youngest player in baseball history to homer in four straight games.

- Made starts at all three outfield positions (13 games, 8 starts in center field; 101 games, 96 starts in left field; 3 games, 3 starts in right field).
- Collected 55 extra-base hits through his first 100 games...Over the last 110 seasons, only five players in history had more through 100 games, including Joe DiMaggio, who had a record 69.
- Finished August with 39 hits, becoming the first N.L. rookie over the last 110 seasons to collect at least 39 hits and 11 home runs in a calendar month...Won the N.L. Rookie of the Month award for August...Also named as the N.L. Player of the Week for the week ending August 19.
- His streak of three consecutive games with a lead-off home run ended, 8/15, after he was hit with the first pitch by José Ureña...He became just the second player with as long a streak in baseball's modern era; Baltimore's Brady Anderson holds the major league record with four straight, accomplishing the feat from 4/18-21/96.
- Coupled his first career home run on 4/26 at Cincinnati with one by 2B Ozzie Albies (21 years, 110 days) to become the second pair of teammates as young as Albies or younger in the franchise's modern era to homer in the same game...The only other time was on 9/23/78, also vs. CIN...Glenn Hubbard and Bob Horner each hit a solo shot that day.
 - ♣ By combined age, Albies and Acuña Jr. were 41 years, 238 days old on 4/26... The last major league duo younger by combined age to homer in the same game was Ricky Seilheimer (19 years, 331 days) and Harold Baines (21 years, 133 days) for the White Sox on 7/26/80... Seilheimer and Baines were 41 years, 99 days.
 - ♣ Using players as young or younger than Albies, the previous duo younger by combined age to homer in the same game was Philadelphia's Mike Anderson and Greg Luzinski on 8/28/71...The two 20-year-olds each went deep in a 6-3 win vs. PIT.
 - ♣ Albies and Acuña Jr. both added doubles in that game...Again, using only players as young or younger than Albies, the only other duo since at least 1908 to homer and double in the same game was Boston's Ted Williams and Bobby Doerr on 7/4/39 in game one of a doubleheader against Philadelphia (AL).
- Named to the MLB team that played in the 2018 Japan All-Star Series in November...Finished 5-for-24 (.208) with a home run in five games.
- Hit a two-run homer in the 11th inning, 7/3 at NYY, to give Atlanta the 5-3 win...With his game-winning homer, became the only player to hit a game-winning extra-inning home run at Yankee Stadium prior to his 21st birthday...Prior to Acuña Jr., the youngest player with a game-winning extra-inning home run at Yankee Stadium was MIN's Kent Hrbek (21 years, 95 days) on 8/24/81.
 - ♣ At 20 years, 196 days, became the youngest player to hit a game-winning, extra-inning home run for the Braves since Andruw Jones (20 years, 3 days) on 4/26/97 vs. SD.
- Led off in the starting lineup for the first time in his career on 7/20 at WSH in the first game out of the All-Star break...Went 3-for-4, while hitting a home run and robbing one in the fifth inning...Also stole two bases, and at 20 years, 214 days, became the youngest player in baseball's modern era (since 1900) to homer and steal two bases in the same game.
- From 8/11-17, reached in eight consecutive plate appearances leading off the game...That is the longest such streak in Atlanta franchise history, surpassing a six-game run by Martin Prado, 5/11-16/11.
 - ♣ Homered to begin the streak on a Saturday, walked on Sunday, homered in each end of Monday's doubleheader, homered again on Tuesday, was hit by a pitch on Wednesday, and singled on Thursday and Friday.
 - ♣ His run became the longest leading off the game since the New York Mets' José Reyes also had an eight-game streak, 6/24-7/2/11.
- On 8/13 vs. MIA, became the fourth player to ever hit leadoff home runs in both ends of a doubleheader and the first to do so since 8/21/99, when Baltimore's Brady Anderson accomplished the feat against the Chicago White Sox.
 - ♣ Became the first National Leaguer to ever do so, as the other two players to hit leadoff home runs in both games of a doubleheader were Oakland's Rickey Henderson (1993) and Boston's Harry Hooper (1913)...Hooper hit four home runs that season...Both Henderson and Hooper are in the Hall of Fame.

- Hit .322 (85-for-264) in 68 games after the All-Star break, with 19 home runs, 54 runs scored, a .403 on-base percentage and a .625 slugging percentage...His 85 hits were the second most in the majors post-break, while his 54 runs tied for the second most and his 19 home runs were tied for fourth most...His 1.028 OPS was the fifth highest.

2018 POSTSEASON

- Became the youngest player in baseball history to hit a grand slam in a postseason game when he did so in the second inning of Game 3 of the NLDS vs. Los Angeles...Prior to his slam, New York's Mickey Mantle was the youngest to hit a grand slam in the playoffs, doing so at the age of 21 in Game 5 of the 1953 World Series against Brooklyn.

✦ Acuña Jr.'s slam, which came on a 3-1, second-inning pitch from Walker Buehler, was the seventh in Braves postseason history and the first since Adam LaRoche hit one in Game 4 of the 2005 NLDS at Houston...It also marked the first slam of Acuña Jr.'s career.

2017

- Named Minor League Player of the Year by both *Baseball America* and *USA Today*, Hitting Prospect of the Year by *MLBPipeline.com* and Organizational Player of the Year by the Braves following the season after batting .325/.374/.522 across three levels of Atlanta's system.
- Led the minor leagues with 181 hits, 139 games and 557 at-bats, while pacing all Atlanta farmhands in batting average (.325), runs (88), doubles (31), triples (tied, 8), home runs (tied, 21), RBI (82) OPS (.896) and stolen bases (44).
- Opened the season with High-A Florida and appeared in 28 games before a promotion to Double-A Mississippi on 5/9...Played 57 games with the M-Braves before transferring to Triple-A Gwinnett on 7/13.
- Was twice named Southern League Player of the Week...First earned the honor after batting .560 (14-for-25) with six runs and 10 RBI from 5/9-14, his first week in the league...Garnered the award again two weeks later after hitting .417/.400/.667 from 5/22-28...Also earned Southern League All-Star honors.
- Named International League Player of the Month for August after batting .364 and leading the IL in hits (47) and runs (24)...Was also named IL Player of the Week for the period of 8/14-20 after batting .481 with three home runs and eight RBI.

- From his arrival in Gwinnett on 7/13 through the end of the season, led the International League in runs (38) and hits (76), and ranked fourth in RBI (tied, 33), fourth in steals (11) and seventh in home runs (tied, 9).
- Played for the World Team in the Sirius XM All-Star Futures Game and started in center field.
- Following the season appeared in 23 games with the Peoria Javelinas of the Arizona Fall League and batted .325/.414/.639 to become the youngest player in league history to be named MVP...He led the league in runs (22), home runs (7), extra-base hits (12) and total bases (53).
- Entered the 2017 season ranked as Atlanta's No. 2 prospect by *Baseball Prospectus*, No. 6 by *Baseball America* and No. 8 by *MLB.com*.

2016

- Played 30 games with Single-A Rome to open the season and batted .300 (33-for-110) with a .389 OBP before being placed on the 7-day disabled list on 5/10 with an injured thumb... Activated from the DL on 8/26 after a two-game rehabilitation stint with the GCL Braves.
- Ended his first full professional season batting .311 (46-for-148) in 40 total games with Rome... Swiped 14 bases in just 42 total games, good for ninth most among Braves farmhands.
- Batted just .154 (4-for-26) with three runs and three RBI in seven postseason games, but three of his hits went for extra bases (one double, two triples) as Rome won the South Atlantic League Championship Series.
- Named by *Baseball America* as the No. 12 prospect in the South Atlantic League at the conclusion of the season.
- Entered 2016 tabbed by *Baseball America* as Atlanta's No. 28 prospect.

2015

- Split his first professional season between the GCL Braves and rookie-level Danville at 17 years old, combining to hit .269 (54-for-201) with 22 extra-base hits and 18 RBI in 55 games.
- Ended the season in the Top 10 among all Braves farmhands in OPS (5th, .818) and stolen bases (T8th, 16).
- Exited the year tabbed by *Baseball America* as the 11th-best prospect in the GCL and the 14th-best farmhand in the Appalachian League.
- Fell a home run short of the cycle in his second professional game, going 3-for-4 with four runs and an RBI.

PERSONAL

- His father, Ron, played the outfield in the minors for three different organizations: New York (NL) from 1999-2004, Toronto in 2005 and Milwaukee in 2006...His grandfather, Rosmaldo "Romo" Blanco was a pitcher in Houston's system.

TRANSACTIONS

- Signed by the Atlanta Braves as a non-drafted free agent on July 2, 2014...Signed by Rolando Petit.
- On Atlanta disabled list (left knee sprain and lower back contusion) from May 28 to June 28, 2018; included rehabilitation assignment with Gwinnett (AAA).

COMPLETE RECORD

Year	Club	AVG	G	AB	R	H	2B	3B	HR	RBI	SH	SF	HP	BB	SO	SB-CS	OBP	SLG	E
2014	GCL Braves	.381	19	63	16	24	3	0	0	5	1	1	2	11	6	7-2	.481	.429	6
	Danville	.356	38	135	25	48	4	3	1	14	5	2	2	17	17	15-3	.429	.452	7
2015	Rome	.310	98	394	64	122	21	8	0	37	4	3	2	36	56	29-8	.368	.404	17
	Mississippi	.321	82	330	56	106	22	7	4	33	0	2	6	33	57	21-9	.391	.467	6
2016	Gwinnett	.248	56	222	27	55	11	3	2	20	3	2	1	19	39	9-4	.307	.351	16
	Florida	.287	28	115	21	33	3	5	3	19	1	1	1	8	40	14-3	.336	.478	4
	Mississippi	.326	57	221	29	72	14	1	9	30	0	3	1	18	56	19-11	.374	.520	4
2017	Gwinnett	.344	54	221	38	76	14	2	9	33	1	2	2	17	48	11-6	.393	.548	2
	Gwinnett	.211	23	90	9	19	2	0	1	3	0	0	0	11	25	5-1	.297	.267	1
	Atlanta	.293	111	433	78	127	26	4	26	64	0	3	6	45	123	16-5	.366	.552	5
Minor Totals		.301	259	1002	166	302	49	14	30	122	5	7	14	101	240	79-32	.371	.468	8
Major Totals		.293	111	433	78	127	26	4	26	64	0	3	6	45	123	16-5	.366	.552	5

DIVISION SERIES RECORD

Year	Club, Opp.	AVG	G	AB	R	H	2B	3B	HR	RBI	SH	SF	HP	BB	SO	SB	CS	E
2018	Atl. vs. LAD	.188	4	16	1	3	1	0	1	4	0	0	0	1	5	0	1	1

MAJOR LEAGUE FIELDING RECORD

Position	PCT	G	PO	A	E	TC	DP
Left Field	.967	101	146	2	5	153	0
Center Field	1.000	13	28	1	0	29	0
Right Field	1.000	3	10	0	0	10	0
Outfield Totals	.974	108	184	3	5	192	0





OZZIE ALBIES

1

INFIELDER

Full Name: **Ozhaino Jurdy Jiandro Albies**

Bats: **Switch**

Throws: **Right**

Height: **5-8**

Weight: **165**

DOB: **January 7, 1997**

Opening Day Age: **22**

Born: **Willemstad, Curacao**

Resides: **Orlando, FL**

MLB Debut: **August 1, 2017**

MLB Service Time: **1.062**

Acquired: **Signed as a non-drafted free agent, July 2, 2013**

Contract Status: **Signed through 2019**

2018

- Hit .261 (167-for-639) with 40 doubles, 24 home runs, 105 runs scored, and 14 stolen bases in his first full season...He made the All-Star Game as a reserve, while his 69 extra-base hits were the third most by a middle infielder in franchise history...Marcus Giles had 72 in 2003, while Rogers Hornsby had 70 in 1928.

- Drove a 1-1, eighth-inning pitch out to left-center field to become the youngest player (21 years, 82 days) to homer on Opening Day since Washington's Bryce Harper hit two solo shots at the age of 20 years, 167 days to start 2013.

✦ This season marked Albies' first Opening Day appearance...The last younger player to homer in his Opening Day debut was the Braves' Jason Heyward (20 years, 239 days) in 2010 (Harper made his first Opening Day appearance in 2012 as a 19-year-old).

✦ Over the last 110 seasons, only two infielders younger than Albies homered on Opening Day, with both going on to make the Hall of Fame: Robin Yount (19 years, 204 days), who homered as a shortstop for Milwaukee to open 1975 and Orlando Cepeda, who homered at 20 years, 210 days as San Francisco's first baseman to start 1958.

- Set the franchise record for most extra-base hits (22) by the end of April and tied for the second most in MLB history...Finished one shy of Jermaine Dye's 2000 record.
- Scored an N.L.-most 74 runs prior to the break, becoming the third player in franchise history to reach that mark before the All-Star Game...Tommy Holmes (1945) and Dale Murphy (1983) share the record of 76 runs.

CAREER HIGHS

Most Runs

3, 7x, last: 9/14/18, ATL vs. WSH

Most Hits

4, 6/23/18, ATL vs. BAL

Most Doubles

2, 3x, last: 6/25/18, ATL vs. CIN

Most Triples

1, 10x, last: 9/10/18, ATL at SF

Most Home Runs

2, 7/11/18, ATL vs. TOR

Most RBI

5, 5/10/18, ATL at MIA

Most Walks

3, 8/10/18, ATL vs. MIL

Most Stolen Bases

2, 9/27/17, ATL at NYM

Longest Hitting Streak

13 games, 9/2-15/17

- Had 20 homers before the All-Star break, the most by a Braves batter since 2006, when Andruw Jones also had 20...Also had 29 doubles, tied for the most in franchise history prior to the break with Marcus Giles (2003)...His 52 first-half extra-base hits tied COL's Trevor Story for most in the league were the second most prior to the All-Star break in franchise history...The club record is 53 by Hank Aaron in 1959.

- Hit his first career grand slam, 5/10 at MIA, becoming the youngest Braves player (21 years, 123 days) to hit one since fellow Curaçao native Andruw Jones, 8/31/97 at BOS...Added his second on 6/12 vs. NYM.

A Became the first Braves player with multiple grand slams in a season since 2012, when Brian McCann also had two... Became just the second second baseman in Atlanta franchise history with two grand slams in a season, joining Davey Johnson, who had two in 1973.

A He became the first player 21-years-old or younger to hit multiple grand slams in a season since 2000, when Adrián Beltré hit two for Los Angeles (NL).

A Since the end of World War II, seven other players hit multiple grand slams in a season at 21 or younger: Mickey Mantle (1952), Faye Throneberry (1952), Eddie Mathews (1953), Tony Conigliaro (1965), Ken Griffey Jr. (1991), Alex Rodríguez (1996) and Beltré (2000).

- Hit a home run from both sides of the plate on 7/11 vs. TOR for his first career multi-home run game...Became the sixth Braves player in franchise history to homer from both sides of the plate in a game, and the first since Nick Swisher on 8/22/15 at CHC.

A Albies became the fifth player since World War II to homer from both sides of the plate in a game before his 22nd birthday... The last to do so was New York's José Reyes against the Braves on 8/28/03...St. Louis' Johnny Lucadello did it on 9/16/40 against the Yankees for the first two home runs of his career...Texas' Rubén Sierra (9/13/86 at MIN) and Baltimore's Eddie Murray (8/3/77 at OAK) also did it.

- Hit .226 (53-for-234) with 11 doubles, two triples and four home runs in 65 games after the All-Star break.
- Batted .333 (63-for-189) with eight home runs and a .900 OPS batting right-handed, and .231 (104-for-450) with a .691 OPS hitting lefty.

2018 POSTSEASON

- Started all four games of the NLDS vs. LAD, going 3-for-15 (.200).

2017

- Opened 2017 ranked by MLB.com as the Atlanta Braves' No. 2 prospect, the No. 2 second base prospect in baseball, and No. 9 on the "Top 100 Prospects" list...Went on to make his major league debut on 8/1 vs LAD at the age of 20 years, 206 days...Became the youngest player to play for the Braves since RHP Julio Teheran also debuted as a 20-year-old in 2011...Ended the season as the second youngest player in MLB (Victor Robles, WSH).
- Began his major league career hitting just .170 (8-for-47) during his first 14 games, before batting .318 (54-for-170) over his final 43 contests...His 62 hits from 8/1 through the end of the season were fourth most among MLB rookies.
- His first major league hit was a three-run home run off LAD's LHP Tony Cingrani in the ninth inning on 8/3...Became the first Braves player to homer for his first hit since Evan Gattis on 4/3/13 vs. PHI (off Roy Halladay)...Gattis did it in his second career at-bat...Albies' shot came in his eighth at-bat.
- At 20 years, 208 days, became the youngest Braves player to hit a homer since OF Andruw Jones in 1997...Jones and Albies are both from Curacao.
- Hit in 13 straight games, 9/2-15 (.340/.419/.547, 18-for-53)...It was the longest hitting streak for a Braves rookie since Freddie Freeman had a 20-game run in 2011.
- Tripled in Game 1 of a 9/6 doubleheader vs. TEX for his fifth triple in his 33rd game...The last major leaguer to have more than five triples through his first 33 games was Kansas City's Butch Davis, who had six in 1983...From his MLB debut through the end of the season, tied three other players for the MLB lead with five triples.
- Named Gwinnett's Player of the Year by the Braves, as well as Gwinnett' Co-Most Valuable Player for the 2017 team awards.
- Was selected to both the International League Mid-Season and Post-Season All-Star teams... Was also named an Atlanta Braves Organization All-Star by MiLB.com.
- In his second Triple-A season, batted a team-best .285 (117-for-411) among qualifying players in 97 games...Also led the club in hits (117), multi-hit games (30), triples (8), stolen bases (21) and runs scored (67).
- His .285 average with Gwinnett ranked seventh in the International League and ninth among Braves farmhands...He also ranked among IL leaders in triples (T-1st, 8) and steals (T-7th, 21).

- Tallied a minor-league career-high nine home runs with GWN, including four from the leadoff spot in the lineup.
- Started at second base and batted leadoff for the International League during the Triple-A All-Star Game (7/12 at Tacoma)...Went 2-for-5 (.400) with one double and one run scored.
- At the time of his MLB debut (8/1), ranked in the IL top 10 in hits (T-1st, 117), triples (T-1st, 8), runs (2nd, 67), total bases (3rd, 181), steals (5th, 21) and extra-base hits (T-7th, 38).
- Posted a .973 fielding percentage (11 errors/415 total chances) in 96 games for GWN...Played in 82 games at second base and 14 at shortstop.

2016

- Split the 2016 campaign between two different levels of Atlanta's farm system, playing in a combined 138 games between Double-A Mississippi and Triple-A Gwinnett...Produced a .292 (161-for-552) batting average with 33 doubles, 10 triples and 30 stolen bases between the two stops...Had a combined .358 on-base percentage with 83 runs scored...Played the entire season at the age of 19, making a total of 135 starts between second base (83) and shortstop (52).
- Batted .321 (106-for-330) in 82 games with Mississippi en route to claiming the Southern League (AA) Batting Title...Albies technically finished the season seven plate appearances shy of the required 378 plate appearances needed to qualify for the batting title, but per Rule 9.22 (a), those seven plate appearances were added to his stat line which resulted in a .315 (106-for-336) batting average, still tops in the league.
- Played the first month of the season with Mississippi before a transfer to Gwinnett on 4/30...Remained with Gwinnett for two months before returning to Mississippi on 6/30...Upon his return to MIS, predominately played second base in effort to play alongside the Braves' top prospect SS Dansby Swanson.
- Ranked in the top 10 among Braves farmhands in several offensive categories including stolen bases (3rd, 30), on-base percentage (T5th, .358), walks (T5th, 52), batting average (6th, .292) and OPS (7th, .778).
- Started Game 1 (9/7) of the Southern League South Division Series and went 0-for-2 before suffering a fractured olecranon in his right elbow during his sixth-inning at-bat...Underwent a surgical procedure to repair the fractured olecranon on 9/20...The procedure was performed by Dr. James Andrews in Gulf Breeze, Fla.

- Entered 2016 as the Braves' No. 6 prospect as tabbed by *Baseball America*, as well as possessing the "Best Infield Arm" among Atlanta farmhands.

2015

- Entered 2015 rated by *Baseball America* as Atlanta's seventh-best prospect and as having the system's "Best Infield Arm."
- Tabbed by *Baseball America* as the third-best prospect in the South Atlantic League at the season's conclusion.
- Spent his first full professional season with Rome (A), where he garnered the club's Player of the Year honors and paced the team in runs (64), hits (122) and batting average (.310, minimum 250 at-bats).
- Earned both South Atlantic League Mid-Season and Postseason All-Star honors, and was named SAL Player of the Week for the period of 5/4-10.
- Ranked in the top 10 among Braves farmhands in several offensive categories, including batting average (4th, .310), runs (4th, 64), hits (T5th, 122), doubles (T9th, 21), triples (T3rd, 8), OPS (8th, .771) and stolen bases (4th, 29).
- Placed on the seven-day disabled list on 8/4 and missed the remainder of the season (33 games) due to a right thumb fracture.
- Named the starting shortstop for the World Team during the Sirius XM All-Star Futures game (1-for-2)

2014

- Started his professional career with the Gulf Coast League Braves before moving to rookie-level Danville on 7/19.
- Combined to hit .364 (72-for-198) with 22 steals across 57 games on his way to earning Danville's Player of the Year honors.
- Ended his first professional season in the top 10 among all Braves prospects in batting average (1st, .364), on-base percentage (1st, .446), OPS (1st, .890), slugging percentage (5th, .444), and stolen bases (T-5th, 22).
- Tabbed by *Baseball America* as the top prospect in the Appalachian League and the third-best prospect in the GCL at the season's conclusion.

PERSONAL

- Is fluent in four languages: English, Spanish, Dutch and Papiamentu.

TRANSACTIONS

- Signed by the Atlanta Braves as a non-drafted free agent on July 2, 2013... Signed by Dargello Lodowica.

COMPLETE RECORD

Year	Club	AVG	G	AB	R	H	2B	3B	HR	RBI	SH	SF	HP	BB	SO	SB-CS	OBP	SLG	E
2014	GCL Braves	.381	19	63	16	24	3	0	0	5	1	1	2	11	6	7-2	.481	.429	6
	Danville	.356	38	135	25	48	4	3	1	14	5	2	2	17	17	15-3	.429	.452	7
2015	Rome	.310	98	394	64	122	21	8	0	37	4	3	2	36	56	29-8	.368	.404	17
	Mississippi	.321	82	330	56	106	22	7	4	33	0	2	6	33	57	21-9	.391	.467	6
2016	Gwinnett	.248	56	222	27	55	11	3	2	20	3	2	1	19	39	9-4	.307	.351	16
	Gwinnett	.285	97	411	67	117	21	8	9	41	3	4	2	28	90	21-2	.330	.440	11
2017	Atlanta	.286	57	217	34	62	9	5	6	28	1	2	3	21	36	8-1	.354	.456	3
	Atlanta	.261	158	639	105	167	40	5	24	72	1	3	5	36	116	14-3	.305	.452	10
Minor Totals		.304	390	1555	255	472	82	29	16	150	16	14	15	144	265	102-28	.365	.424	63
Major Totals		.268	215	856	139	229	49	10	30	100	2	5	8	57	152	22-4	.317	.453	13

Bold indicates led league

DIVISION SERIES RECORD

Year	Club, Opp.	AVG	G	AB	R	H	2B	3B	HR	RBI	SH	SF	HP	BB	SO	SB	CS	E
2018	Atl. vs. LAD	.200	4	15	1	3	0	0	0	0	0	0	0	0	1	0	0	0

ALL-STAR GAME RECORD

Year	Club, Site	AVG	G	AB	R	H	2B	3B	HR	RBI	SH	SF	HP	BB	SO	SB	CS	E
2018	N.L., Wsh.	.000	1	1	0	0	0	0	0	0	0	0	0	0	0	0	0	0

MAJOR LEAGUE FIELDING RECORD

Position	PCT	G	PO	A	E	TC	DP
Second Base	.985	214	340	529	13	882	128

BRAVE OF THE YEAR AWARD WINNERS

The Brave of the Year Award is chosen annually by a vote of the Atlanta chapter of the BBWAA

1966 Felipe Alou	1982 Dale Murphy	2001 Chipper Jones
1967 Hank Aaron	1983 Dale Murphy	2002 John Smoltz
1968 Felipe Alou	1984 Dale Murphy	2003 Gary Sheffield
1969 Hank Aaron	1985 Dale Murphy	2004 J.D. Drew
1970 Rico Carty	1986 Ken Oberkfell	2005 Andruw Jones
1971 Hank Aaron	1987 Dale Murphy	2006 Brian McCann
1972 Dusty Baker	1988 Gerald Perry	2007 Chipper Jones
1973 Hank Aaron	1989 Lonnie Smith	2008 Chipper Jones
 Darrell Evans	1990 Ron Gant	2009 Javier Vazquez
1974 Dave Johnson	1991 Terry Pendleton	2010 Tim Hudson
 Ralph Garr	1992 Terry Pendleton	2011 Craig Kimbrel
1975 Phil Niekro	1993 David Justice	2012 Craig Kimbrel
 Carl Morton	1994 Greg Maddux	2013 Freddie Freeman
1976 Willie Montanez	1995 Greg Maddux	2014 Justin Upton
1977 Jeff Burroughs	1996 John Smoltz	2015 A.J. Pierzynski
1978 Phil Niekro	1997 Denny Neagle	2016 Freddie Freeman
1979 Phil Niekro	1998 Tom Glavine	2017 Freddie Freeman
1980 Dale Murphy	1999 Chipper Jones	2018 Ronald Acuña Jr.
1981 Rick Camp	2000 Tom Glavine		

**NON-ROSTER INVITEE**

CJ ALEXANDER

88**INFIELDER**Full Name: **Charles Joseph Wesley Alexander**Bats: **Left**Throws: **Right**Height: **6-5**Weight: **215**DOB: **July 17, 1996**Opening Day Age: **22**Born: **Merrysville, IN**Resides: **Cape Coral, FL**MLB Debut: **None**MLB Service Time: **0.000**Acquired: **Braves' 20th-round draft pick in 2018**Contract Status: **Signed through 2019****2018**

- Split his debut season between three levels of the Atlanta system, combining to bat .352/.429/.495 in 52 games between the GCL Braves, rookie-level Danville and High-A Florida.
- Ranked in the Top 10 among Atlanta's farmhands (min. 200 PA) in batting average (1st, .352), on-base percentage (2nd, .429), OPS (2nd, .924) and slugging percentage (4th, .495).
- Played just three months after being drafted, and won three different Player of the Month awards from the organization at three different levels.
 - A* Appeared in just nine games with the GCL Braves immediately after being drafted and hit .412 (14-for-34) with six runs and eight RBI to earn GCL Braves Player of the Month honors for June...Earned the same honors with Danville for July after batting .379 (22-for-58) with six extra-base hits and 10 RBI in 15 games, before ending his season hitting .342 (25-for-73) in 19 August games with Florida to earn his final monthly award.

AMATEUR

- Hit .405 (83-for-205) with 15 home runs and 64 RBI during his junior season at the State College of Florida, Manatee-Sarasota.
- Started his collegiate career at Ball State, where he played two seasons (2016-17).

PERSONAL

- His brother, Blaze, was an 11th-round pick of Arizona in 2018 out of IMG Academy in Bradenton, FL.
- His father, Chuck, pitched professionally for five seasons in Cleveland's system after a career at Ball State.

TRANSACTIONS

- Selected by the Atlanta Braves in the 20th round of the 2018 First-Year Player Draft...Signed by Justin Clark.

COMPLETE RECORD

Year	Club	AVG	G	AB	R	H	2B	3B	HR	RBI	SH	SF	HP	BB	SO	SB-CS	OBP	SLG	E
2018	GCL Braves	.412	9	34	6	14	0	2	1	8	0	0	0	6	4	0-0	.500	.618	2
	Danville	.354	22	82	10	29	3	4	0	12	0	2	1	13	21	1-1	.439	.488	6
	Florida	.325	21	80	5	26	5	1	1	7	0	0	0	8	17	3-1	.386	.450	2
Minor Totals		.352	52	196	21	69	8	7	2	27	0	2	1	27	42	4-2	.429	.495	10



KOLBY ALLARD

36

LEFT-HANDED PITCHER

Full Name: **Kolby Kenneth Allard**

Bats: **Left**

Throws: **Left**

Height: **6-1**

Weight: **190**

DOB: **August 13, 1997**

Opening Day Age: **21**

Born: **Anaheim, CA**

Resides: **San Clemente, CA**

MLB Debut: **July 31, 2018**

MLB Service: **0.062**

Acquired: **Braves' first-round pick (14th overall) in 2015**

Contract Status: **Signed through 2019**

2018

- Split his season between Triple-A Gwinnett and Atlanta, making his major league debut on 7/31 vs. MIA.
- Made three appearances for Atlanta, going 1-1 with a 12.38 ERA (11 ER/8.0 IP) in one start and two relief outings...Finished 6-4 with a 2.72 ERA (34 ER/112.1 IP) in 19 games, all starts, for the Stripers.
- Beat the Marlins in his debut after going 5.0 innings and allowing five runs, four earned, in an 11-6 win...Fanned Dan Straily for his first career strikeout.
 - **A** At the time of his debut was the youngest pitcher in the majors at 20 years, 352 days...Became the youngest left-hander to win his debut for the Braves since Charlie Vaughan did so on 9/3/66 at the age of 18 years, 332 days.
 - **A** Singled in his first plate appearance, hitting the third pitch he saw to right field...Became the first Braves pitcher to get a hit in his first career at-bat (during his debut) since Joel De La Cruz also singled on 6/29/16.
 - **A** Combined with RHP Mike Soroka, RHP Touki Toussaint and RHP Bryse Wilson to make the 2018 Braves the second team in the last 110 seasons to have four different starters win their MLB debut in the same season...The 2009 Baltimore Orioles had five such pitchers.

CAREER HIGHS

Most Innings Pitched **5.0, 7/31/18, ATL vs. MIA**

Most Runs Allowed **5, 7/31/18, ATL vs. MIA**

Most Earned Runs Allowed **4, 2x, last: 8/17/18, ATL vs. COL**

Most Hits Allowed **9, 7/31/18, ATL vs. MIA**

Most Home Runs Allowed **2, 8/7/18, ATL at WSH**

Most Walks **2, 7/31/18, ATL vs. MIA**

Most Strikeouts **1, 3x, last: 8/17/18, ATL vs. COL**

Longest Winning Streak **1 game, 7/31/18**

Longest Losing Streak **1 game, 8/7/18-present**

- With Atlanta four total times during the season... Optioned postgame following his debut before returning on 8/7 as the 26th man for a doubleheader...Also up from 8/11-8/19 and then again from 8/29 through the end of the season.
 - **A** Made two more appearances for Atlanta, both in relief...Threw 2.0 innings on 8/7 at WSH and 1.0 inning on 8/17 vs. COL.

- Combined with RHP Mike Soroka, OF Ronald Acuña Jr. and RHP Bryse Wilson to mark the first time the Braves had four players 20 years old or younger appear in a game for the club in the same season since 1969, when OF Dusty Baker (three games), 1B Jim Breazeale (two games), C Bob Didier (114 games) and LHP Mike McQueen (one game) all played.

A Prior to 2018, the last Braves team that used three different pitchers prior to their 21st birthday was the 1910 Boston Doves... Lefty Tyler, Billy Burke, and Chick Evans all pitched that season for the Doves, who went 53-100 and finished last.

A The last MLB team to use three starters prior to their 21st birthday in a single season was the 1965 Kansas City Athletics ...Catfish Hunter, Don Buschhorn, and Ron Tompkins all started that season for the A's, who went 59-103 and finished last.

A The last MLB team to use three starters prior to their 21st birthday in a single season and make the playoffs was the 1913 Philadelphia Athletics, who won the World Series after using 20-year-old RHP Bullet Joe Bush, 19-year-old LHP Herb Pennock and 20-year-old RHP Charlie Boardman during a 96-win season.

- With Triple-A Gwinnett, named an International League Mid-Season All-Star...Did not pitch in the Pacific Coast's League 12-7 win.
- On 4/10 at Durham, became the second youngest starting pitcher in Gwinnett's 10-year history at 20 years, 7 months and 28 days... Was older than only Julio Teheran (20 years, 2 months, 12 days on 4/8/11 vs. Durham).
- Was invited to his first major league spring training and tossed 3.0 scoreless innings across two appearances.
- Entered the 2018 season tabbed by MLB.com as the No. 58 overall prospect in the minors, the seventh-best left-handed pitching prospect and as Atlanta's No. 6 farmhand.

2017

- Set new career highs in games (27), starts (27), complete games (2), shutouts (1), innings (150.0) and strikeouts (129) while going 8-11 with a 3.18 ERA (53 ER/150.0 IP) at Double-A Mississippi.
- Earned a pair of Southern League Pitcher of the Week honors (5/1-7, 8/28-9/4), was a SL Mid-Season and Post-Season All-Star honors and was named the best left-handed pitcher in the SL following the season.

- Entered the season named by *Baseball America* as Atlanta's No. 3 prospect, and as the No. 37 prospect in the minor leagues.

2016

- Split his first full professional season between Single-A Rome and rookie-level Danville, combining to go 8-3 with a 2.98 ERA (29 ER/87.2 IP) and 95 strikeouts over 16 starts.
- Made his season debut on 6/6 vs. Charleston, and went 0-2 with a 14.14 ERA (11 ER/7.0 IP) in his first two starts...Followed by pitching to an 8-1 record and a 2.01 ERA (18 ER/80.2 IP) over his final 14 starts of the season, fanning 88 batters.
- Made two starts in the postseason and did not allow a run over 12.0 innings of work, going 1-0 with nine hits, three walks and 10 strikeouts as Rome won the South Atlantic League Championship.

2015

- Named by *Baseball America* as the Braves' fifth-best prospect entering 2016, and his curveball was named the "Best Secondary Pitch" in Atlanta's 2015 draft class.
- Started his professional career with the GCL Braves and made three starts, tossing 6.0 scoreless innings, allowing just one hit and hitting one batter...Fanned 12 of the 20 batters he faced on the season, including eight of the first 10 he faced to open his career.

AMATEUR

- Went 15-3 with a 1.74 ERA (36 ER/144.2 IP) over 34 games (11 starts) during his high school career at San Clemente High School (CA), striking out 164 batters and allowing 101 hits... High-school battery mates with Atlanta's second-round selection in the 2015 draft, C Lucas Herbert.
- Served as the starting pitcher in the gold-medal game for the USA Baseball 18U National Team in the 2014 18U Pan American Championship.
- Entered the draft tabbed by *Baseball America* as the 18th-best prospect and the eighth-best pitcher (second-best left-handed pitcher), after a stress reaction in his back limited his action in his senior campaign.

TRANSACTIONS

- Selected by the Atlanta Braves in the first round (14th overall) of the 2015 First-Year Player Draft... Signed by Dan Cox.

COMPLETE RECORD

Year	Club	W-L	ERA	G	GS	CG	SHO	SV	IP	H	R	ER	HR	HB	BB	SO	WP	BK
2015	GCL Braves	0-0	0.00	3	3	0	0	0	6.0	1	0	0	0	1	0	12	0	0
2016	Rome	5-3	3.73	11	11	1	0	0	60.1	54	27	25	5	2	20	62	2	0
	Danville	3-0	1.32	5	5	0	0	0	27.1	18	4	4	0	2	5	33	1	2
2018	Gwinnett	6-4	2.72	19	19	0	0	0	112.1	102	37	34	6	2	34	89	1	1
	Atlanta	1-1	12.38	3	1	0	0	0	8.0	19	12	11	3	1	4	3	0	1
Minor Totals		22-18	2.93	65	65	3	1	0	356.0	321	130	116	22	8	104	325	14	3
Major Totals		1-1	12.38	3	1	0	0	0	8.0	19	12	11	3	1	4	3	0	1

MAJOR LEAGUE FIELDING RECORD

Position	PCT	G	PO	A	E	TC	DP
Pitcher	1.000	3	1	0	0	1	0

2018 MAJOR LEAGUE ATTENDANCE

NATIONAL LEAGUE

Club	Total	Home			Season High		Total	Road	
		Average	Dates	Games	Total	Date		Average	Dates
Los Angeles	3,857,500	47,043	82	(82)	53,904	6/26	2,680,703	33,095	81
St. Louis	3,403,587	42,020	81	(81)	47,514	7/28	2,371,219	29,274	81
Chicago	3,181,089	38,794	82	(82)	41,587	5/27	2,624,066	32,801	80
San Francisco	3,156,185	38,965	81	(81)	42,582	4/4	2,747,164	33,916	81
Colorado	3,015,880	37,233	81	(81)	48,216	4/6	2,591,775	31,607	82
Milwaukee	2,850,875	35,196	81	(81)	45,520	9/29	2,349,038	29,000	81
Atlanta	2,555,781	31,553	81	(81)	42,143	8/18	2,253,950	27,827	81
Washington	2,529,604	31,620	80	(81)	42,723	6/18	2,248,191	28,102	80
Arizona	2,242,695	27,688	81	(81)	48,703	3/29	2,578,442	31,833	81
New York	2,224,995	28,164	79	(81)	44,189	3/29	2,383,676	29,796	80
San Diego	2,168,536	26,772	81	(81)	44,649	3/29	2,489,151	30,730	81
Philadelphia	2,158,124	27,318	79	(81)	44,488	4/5	2,270,526	28,382	80
Cincinnati	1,629,356	20,116	81	(81)	43,878	3/30	2,423,437	29,919	81
Pittsburgh	1,465,316	18,786	78	(80)	35,900	7/28	2,534,338	31,288	81
Miami	811,104	10,014	81	(81)	32,151	3/29	2,284,510	28,918	79
Totals	37,250,627	30,811	1209	(1216)			36,830,186	30,438	1210

AMERICAN LEAGUE

Club	Total	Home			Season High		Total	Road	
		Average	Dates	Games	Total	Date		Average	Dates
New York	3,482,855	42,998	81	(81)	47,351	9/20	2,454,838	30,685	80
Los Angeles	3,020,216	37,287	81	(81)	44,822	4/17	2,270,826	28,035	81
Houston	2,980,549	36,797	81	(81)	43,409	6/20	2,307,333	28,842	80
Boston	2,895,575	35,748	81	(81)	37,830	8/5	2,429,422	29,993	81
Toronto	2,325,281	29,066	80	(81)	48,115	3/29	2,012,159	25,152	80
Seattle	2,299,489	28,389	81	(81)	47,149	3/29	2,173,995	27,175	80
Texas	2,107,107	26,014	81	(81)	47,253	3/29	2,144,075	26,470	81
Minnesota	1,959,197	24,490	80	(81)	39,214	4/5	2,188,388	27,017	81
Cleveland	1,926,701	24,084	80	(81)	35,353	7/14	2,113,170	26,089	81
Detroit	1,856,970	23,212	80	(81)	42,516	3/30	2,092,634	26,158	80
Kansas City	1,665,107	20,557	81	(81)	38,427	8/11	1,940,986	24,262	80
Chicago	1,608,817	20,110	80	(81)	39,724	9/22	2,053,247	25,990	79
Baltimore	1,564,192	20,054	78	(81)	45,469	3/29	2,203,583	27,205	81
Oakland	1,527,588	19,095	80	(80)	56,310	7/21	2,299,865	28,748	80
Tampa Bay	1,154,973	14,259	81	(81)	31,042	3/29	2,110,487	26,381	80
Totals	32,374,617	26,845	1206	(1214)			32,795,058	27,216	1205

Grand Totals	69,625,244	28,830	2415	(2430)			69,625,244	28,830	2415
---------------------	-------------------	---------------	-------------	---------------	--	--	-------------------	---------------	-------------



NON-ROSTER INVITEE

IAN ANDERSON

79

RIGHT-HANDED PITCHER

Full Name: **Ian Theodore Anderson**Bats: **Right**Throws: **Right**Height: **6-3**Weight: **170**DOB: **May 2, 1998**Opening Day Age: **20**Born: **Rexford, NY**Resides: **Rexford, NY**MLB Debut: **None**MLB Service Time: **0.000**Acquired: **Braves' first-round pick (3rd overall) in 2016**Contract Status: **Signed through 2019**

MLB.COM'S TOP 100 PROSPECTS LIST

32

2018

- Split the season between High-A Florida and Double-A Mississippi and combined to go 4-7 with a 2.49 ERA (33 ER/119.1 IP) across 24 starts.
- Ranked in the Top 10 among Atlanta's starting farmhands (min. 75.0 IP) in hits per 9.0 innings (1st, 6.6), strikeouts per 9.0 innings (2nd, 10.7), strikeouts (3rd, 142), ERA (4th, 2.49), and innings (9th, 119.1).
- Named by the organization as Florida's Pitcher of the Year after going 2-6 with a 2.52 ERA in 20 starts for the Fire Frogs, and earned Florida's Pitcher of the Month honors for July after going 1-0 with a 0.82 ERA (2 ER/22.0 IP) over four starts.

A Was twice named Florida State League Pitcher of the Week, first from 7/2-8 (11.0 IP, 5 H, 0 R, 18 SO) and again from 7/30-8/5 (7.2 IP, 0 H, 0 R, 5 SO).

2017

- Played his first full professional season with Single-A Rome, and went 4-5 with a 3.14 ERA (29 ER/83.0 IP) and 101 strikeouts over 20 starts.
- Led all Atlanta farmhands (min. 75.0 IP) by averaging 11.0 strikeouts per 9.0 innings pitched.
- Pitched to a 6.15 ERA over six starts in May, but logged a 1.75 ERA (11 ER/56.2 IP) over 14 starts in the other five months of the season, including an 0.83 ERA (2 ER/21.2 IP) in seven starts after the All-Star break.

- Named South Atlantic League Pitcher of the Week (5/22-28) after tossing 6.0 scoreless innings with 11 strikeouts on 5/25 vs. Augusta.
- Entered 2017 named by *Baseball America* as Atlanta's No. 5 prospect, and as the No. 66 prospect in the minor leagues.

2016

- Split his first pro season between the GCL Braves and rookie-level Danville, combining to go 1-2 with a 2.04 ERA (9 ER/39.2 IP) over 10 starts.
- Allowed five earned runs over 4.0 innings on 8/22 vs. Bluefield, but pitched to a 0.99 ERA (4 ER/35.2 IP) in his other nine appearances.

AMATEUR

- A 2016 preseason High School All-America selection by *Baseball America* and Rawlings-Perfect Game, he was limited during his senior year at Shenendehowa High School in Clifton Park, NY due to pneumonia.
 - A** Selected by the Braves with the third overall pick in the 2016 First-Year Player Draft, Atlanta's highest draft selection since 1991, when it took Mike Kelly second overall.
- Went 6-1 with two saves and a 0.66 ERA (5 ER/53.1 IP) over 11 appearances during his junior season at...Allowed just 21 hits while striking out 91 in 53.1 innings pitched en route to being tabbed as the 2015 Pitcher of the Year by both *Baseball America* and Louisville Slugger.
- In the fall of 2015, helped Team USA (U18) win its third consecutive Gold Medal at the World Cup Championship in Osaka, Japan.

- Rated as the 12th-best prospect by *Baseball America* in the 2016 draft class, and also earned the distinction by the publication as having the "Best Delivery" by a prep pitcher.

▲ ESPN ranked him as the seventh-best player and the third-best prep pitcher in the 2016 class.

TRANSACTIONS

- Selected by the Atlanta Braves in the first round (3rd overall) of the 2016 First-Year Player Draft... Signed by Greg Morhardt.

COMPLETE RECORD

Year	Club	W-L	ERA	G	GS	CG	SHO	SV	IP	H	R	ER	HR	HB	BB	SO	WP	BK
2016	GCL Braves	1-0	0.00	5	5	0	0	0	18.0	14	2	0	0	0	4	18	1	0
	Danville	0-2	3.74	5	5	0	0	0	21.2	19	10	9	1	0	8	18	5	0
2017	Rome	4-5	3.14	20	20	0	0	0	83.0	69	30	29	0	11	43	101	8	0
2018	Florida	2-6	2.52	20	20	0	0	0	100.0	73	31	28	2	2	40	118	18	0
	Mississippi	2-1	2.33	4	4	0	0	0	19.1	14	5	5	0	1	9	24	1	0
Minor Totals		9-14	2.64	54	54	0	0	0	242.0	189	78	71	3	14	104	279	33	0

2018 BRAVES DISABLED AND INACTIVE LIST

Player	Injury	DL Type	Date on	Date off	Games Missed
Grant Dayton, LHP	Recovery from "Tommy John" surgery	60-day	2/14	---	162
Johan Camargo, INF	Right oblique muscle strain	10-day	3/29 (retro to 3/26)	4/18	16
Luiz Gohara, LHP	Left ankle sprain	10-day	3/29 (retro to 3/26)	4/27 (Opt. to GWN)	25
Jacob Lindgren, LHP	Left elbow surgery	60-day	3/29 (retro to 3/26)	---	162
Chase Whitley, RHP	Right heel infection	10-day	3/29 (retro to 3/26)	4/17 (Opt. to GWN)	15
Tyler Flowers, C	Left oblique strain	10-day	3/30	4/27	23
Josh Ravin, RHP	Viral infection	10-day	4/2	4/20	15
José Ramírez, RHP	Right shoulder inflammation	60-day	4/18	---	146
Anibal Sánchez, RHP	Right hamstring strain	10-day	4/18	5/29	37
Dansby Swanson, INF	Left wrist inflammation	10-day	5/4	5/19	13
Mike Soroka, RHP	Right shoulder strain	10-day	5/17 (retro to 5/14)	6/13	24
Luiz Gohara, LHP	Bereavement/Family Medical Emergency List & Restricted List	5/25	6/3	---	10
Ronald Acuña Jr., OF	Left knee ACL sprain, lower back contusion	10-day	5/28	6/28	27
Julio Teheran, RHP	Right thumb contusion	10-day	6/5	6/16	9
Mike Foltyniewicz, RHP	Right triceps tightness	10-day	6/16	6/25	7
Mike Soroka, RHP	Right shoulder inflammation	60-day	6/22 (retro to 6/20)	---	89
Arodys Vizcaino, RHP	Right shoulder inflammation	10-day	6/24 (retro to 6/21)	7/3	8
Brandon McCarthy, RHP	Right knee tendinitis	60-day	6/28	---	83
Peter Moylan, RHP	Right forearm strain	10-day	7/2	7/14	10
Max Fried, LHP	Left middle finger blister	10-day	7/6	7/28	14
Arodys Vizcaino, RHP	Right shoulder inflammation	60-day	7/14	9/14	55
Sam Freeman, LHP	Left shoulder inflammation	10-day	7/30 (retro to 7/29)	8/19	20
Peter Moylan, RHP	Right forearm strain	60-day	7/31 (retro to 7/29)	---	59
Shane Carle, RHP	Right shoulder inflammation	10-day	8/7	9/1	25
Max Fried, LHP	Left groin strain	10-day	8/7	8/27 (Opt. to GWN)	21
Michael Reed, OF	Left low back strain	60-day	9/2	---	27
Luiz Gohara, LHP	Left shoulder strain	60-day	9/14	---	16



JESSE BIDDLE

63

LEFT-HANDED PITCHER

Full Name: **Jesse Thomas Biddle**

Bats: **Left**

Throws: **Left**

Height: **6-5**

Weight: **220**

DOB: **October 22, 1991**

Opening Day Age: **27**

Born: **Philadelphia, PA**

Resides: **Los Angeles, CA**

MLB Debut: **April 21, 2018**

MLB Service Time: **1.166**

Acquired: **Off waivers from Pittsburgh, March 19, 2016**

Contract Status: **Signed through 2019**

2018

- Spent the majority of the season in Atlanta after he made his MLB debut on 4/21 vs. NYM...Appeared in 60 games out of the bullpen for Braves, going 6-1 with a save and a 3.11 ERA (22 ER/63.2 IP).
- Pitched more than 1.0 inning in 14 outings, compiling a 0.95 ERA (3 ER/28.1 IP) with 43 strikeouts...Three of his six wins this season came in outings longer than 1.0 inning.
- Fanned eight batters in 3.0 innings of relief, 6/2 vs. WSH, to become the first Braves reliever in 110 seasons to strike out at least eight batters in that few innings.
 - ▲ Milwaukee's Josh Hader struck out eight batters to earn a 2.2-inning save on 4/30/18 at CIN...Prior to that, the last reliever to strike out eight or more batters in 3.0 innings or less of work was the Yankee's Ron Davis on 5/4/81...Davis got nine outs, eight by strikeout.
 - ▲ Since the franchise moved to Atlanta in 1966, only one other reliever struck out eight batters in a game...Rick Kester fanned eight Houston Astros over 5.2 innings on 9/13/70 at the Astrodome.
 - ▲ Threw 50 pitches, 33 for strikes during his outing...Michael A. Taylor flew out to right field to lead off the 12th inning for the lone non-strikeout out.
- Compiled a 2.32 ERA (14 ER/54.1 IP) over 48 games through the end of the August...Allowed 10 runs, eight earned, over 9.1 innings in 12 September games.
- Limited right-handed hitters to a .194 average (26-for-134) and a .586 OPS...Lefties hit .253 (24-for-95) and compiled a .751 OPS.

CAREER HIGHS

Most Innings Pitched

3.0, 2x, last: 6/22/18, ATL vs. BAL

Most Runs Allowed

3, 2x, last: 9/17/18, ATL vs. STL

Most Earned Runs Allowed

3, 9/17/18, ATL vs. STL

Most Hits Allowed

3, 5x, last: 9/6/18, ATL at ARI

Most Home Runs Allowed

1, 6x, last: 9/17/18, ATL vs. STL

Most Walks

2, 5x, last: 9/17/18, ATL vs. STL

Most Strikeouts

8, 6/2/18, ATL vs. WSH

Longest Winning Streak

3 games, last: 8/14/18-present

Longest Losing Streak

1 game, 8/11/18

- Struck out 67, two behind teammate A.J. Minter for the most by a rookie left-handed reliever in the National League...Since the franchise moved to Atlanta in 1966, the only rookie left-handed relievers to strike out more than Biddle were Jonny Venters (93 in 2010) and Minter.
- Held opponents to a .102 average (12-for-118) when he got two strikes...That was the fifth-best mark among qualified pitchers in the N.L.

- Earned his first career win in his major league debut, tossing a scoreless ninth inning in the Braves' 4-3 win vs. NYM on 4/21.
- Collected his only save, 8/5 at NYM, tossing a scoreless 10th inning.
- Doubled for his first career hit, 4/29 at PHI.
- Began the season with Triple-A Gwinnett, making four scoreless appearances before the Braves recalled him on 4/17.

2017

- Spent the season with Double-A Mississippi, appearing in a career high-tying 27 games in relief...Marked his first season working as a full-time reliever...Made one relief appearance (in 2011) prior.
- Finished the season on the disabled list with a left shoulder strain...His final appearance came on 7/11 vs. Jacksonville.
- Righties went 26-for-134 (.194) with a .306 slugging percentage against him, while lefties hit .400 (22-for-55) and slugged .509.
- Went more than 1.0 inning in 20 of his 27 outings, including a season-high 3.2 innings on 5/10 vs. Mobile.

2016

- Missed the entire season recovering from 2015 "Tommy John" surgery.
- Traded from Philadelphia to Pittsburgh on 2/3/16 before the Pirates designated him for assignment on 3/15...Joined the Braves four days later on 3/19.

2015

- Went 9-6 with a 4.95 ERA (69 ER/125.1 IP) in 24 combined starts between Double-A Reading and Triple-A Lehigh Valley.
- Promoted to Lehigh Valley on 7/8 and won each of his first two decisions with the IronPigs.
- Named both the International League and the Phillies Minor League Pitcher of the week for the week of 7/13-19 after going 1-0 with a 0.00 ERA.
- Placed on the disabled list on 8/28 with a left elbow sprain and missed the remainder of the season...Underwent "Tommy John" surgery performed by Dr. Michael Cicotti on 10/15.

2014

- Began season with Double-A Reading...Placed on the DL on 8/22 with a strained right quadriceps and missed remainder of the season.

2013

- Spent the entire season with Double-A Reading... Finished tied for first in the Eastern League in starts, tied for second in complete games, third in strikeouts and ninth in ERA.
- Selected to the EL mid-season All-Star team.
- Took a perfect game into the seventh inning on 4/22 at Harrisburg while recording a career-high 16 strikeouts; also went 2-for-3 with a pair of doubles at the plate.
- Earned the win for the U.S. team at the All-Star Futures Game on 7/14 at Citi Field...Went 1.1 innings, striking out one and walking one.

2012

- Spent entire season with High-A Clearwater.
- Finished first in the Florida State League in strikeouts, tied for second in wins and starts, third in ERA and fourth in innings pitched.
- Named to the FSL's mid-season All-Star team... Also took home Florida State League Pitcher of the Week honors on two occasions (5/28 to 6/3 and 8/20-26).
- Threw 7.0 no-hit innings on 8/17 vs. Brevard County.
- Named Philadelphia's top prospect by *Baseball America* following the season.



2011

- Spent the season with Single-A Lakewood and was named by *Baseball America* as Philadelphia's second-best prospect following the season.

2010

- Made his professional debut with the GCL Phillies.
- Tabbed by *Baseball America* as Philadelphia's eighth-best prospect following the season.

AMATEUR

- Graduated in 2010 from Germantown Friends (Pa.) School, going 9-2 with a 1.04 ERA his senior season...Committed to the University of Oregon.

TRANSACTIONS

- Selected by the Philadelphia Phillies in the first round (27th overall) of the 2010 First-Year Player Draft...Signed by Eric Valent.
- Acquired by the Pittsburgh Pirates from the Philadelphia Phillies in exchange for RHP Yoervis Medina on February 3, 2016.
- Claimed off waivers by the Atlanta Braves from the Pittsburgh Pirates on March 19, 2016.
- On Atlanta disabled list (recovering from left elbow surgery) from April 3 through the end of the 2016 season.

COMPLETE RECORD

Year	Club	W-L	ERA	G	GS	CG	SHO	SV	IP	H	R	ER	HR	HB	BB	SO	WP	BK
2010	GCL Phillies	3-1	4.32	9	9	1	1	0	33.1	35	23	16	2	2	9	41	1	0
	Williamsport	1-0	2.61	3	3	0	0	0	10.1	5	4	3	0	2	11	9	0	0
2011	Lakewood	7-8	2.98	25	24	0	0	0	133.0	104	51	44	5	3	66	124	9	0
2012	Clearwater	10-6	3.22	26	26	1	0	0	142.0	129	64	51	10	5	54	151	10	0
2013	Reading	5-14	3.64	27	27	2	0	0	138.0	104	59	56	10	3	82	154	9	1
2014	Reading	3-10	5.05	16	16	0	0	0	82.1	78	59	46	11	5	44	80	7	1
	GCL Phillies	0-0	4.50	1	1	0	0	0	2.0	1	1	1	1	0	1	3	0	0
	Clearwater	2-0	0.90	2	2	0	0	0	10.0	3	1	1	0	0	6	9	1	0
2015	Reading	7-2	4.24	15	15	0	0	0	80.2	90	46	38	7	1	34	57	8	0
	Lehigh Valley	2-4	6.25	9	9	0	0	0	44.2	57	33	31	4	1	27	32	6	0
2016	Injured - Did Not Play																	
2017	Mississippi	2-4	2.90	27	0	0	0	2	49.2	48	22	16	3	1	16	53	0	0
2018	Gwinnett	0-0	0.00	4	0	0	0	1	6.1	3	0	0	0	0	1	8	0	0
	Atlanta	6-1	3.11	60	0	0	0	1	63.2	50	26	22	6	3	31	67	2	0
Minor Totals		42-49	3.72	164	132	4	1	3	733.1	657	363	303	53	23	351	721	51	2
Major Totals		6-1	3.11	60	0	0	0	1	63.2	50	26	22	6	3	31	67	2	0

Bold indicates led league

MAJOR LEAGUE FIELDING RECORD

Position	PCT	G	PO	A	E	TC	DP
Pitcher	.667	60	0	4	2	6	0





ANDRÉS BLANCO

24

INFIELDER

Full Name: **Andrés Eloy Blanco**

Bats: **Switch**

Throws: **Right**

Height: **5-10**

Weight: **190**

DOB: **April 11, 1984**

Opening Day Age: **34**

Born: **Urama, Venezuela**

Resides: **Morón, Venezuela**

MLB Debut: **April 17, 2004**

MLB Service Time: **7.007**

Acquired: **Signed to a minor league contract, December 5, 2018**

Contract: **Signed through 2019**

NON-ROSTER INVITEE

2018

- Did not appear in the majors for the first time since the 2013 season...Played the full season with Triple-A Colorado Springs in the Brewers system, and batted .271 (83-for-306) over 96 games.
 - A* Was signed by San Francisco as a minor league free agent on 2/2, and went to spring training with the Giants. Was signed by Milwaukee to a minor league contract on 4/2.
- Made two trips to the 7-day disabled list with Colorado Springs, first from 5/1-5/18 (nose fracture) and again from 7/31-8/17 (left ankle sprain).
- Batted .288/.389/.468 in 263 plate appearances against right-handed pitchers...Hit just .226/.287/.345 in 94 plate appearances against lefties.

CAREER RECAP

- Is a .256 (305-for-1,191) batter over a 10-year major league career...Has appeared in 536 games with Kansas City (2004-06), Chicago-NL (2009), Texas (2010-11) and Philadelphia (2014-17).
- Appeared in a career-most 106 games in 2015 with the Phillies, and batted .292 (68-for-233) with a .360 on-base percentage and a .502 slugging percentage.
 - A* Among major league pinch hitters, ranked first in extra-base hits (tied, 7), third in doubles (5), fourth in slugging (.583), fourth in home runs (tied, 2), and tied for 10th in hits (10).
- Was named the Phillies Heart and Hustle Award winner by the MLBPA in 2016.

CAREER HIGHS

Most Runs

3, 9/26/2010, TEX at OAK

Most Hits

3, 12x, last: 9/4/2017, PHI at NYM

Most Doubles

2, 3x, last: 6/23/2016, PHI at MIN

Most Triples

1, 9x, last: 5/1/2016, PHI vs. CLE

Most Home Runs

1, 18x, last: 8/22/2017, PHI vs. MIA

Most RBI

3, 7x, last: 6/3/2016, PHI vs. MIL

Most Walks

2, 5x, last: 5/26/2017, PHI vs. CIN

Most Stolen Bases

1, 5x, last: 6/12/2017, PHI at BOS

Longest Hitting Streak

9, 8/16/15-8/26/15

- Made his major league debut with the Royals on 4/17/04. Debuted at 20 years and six days old to become the youngest position player ever for Kansas City and the second youngest player in franchise history (RHP Bret Saberhagen).
 - A* Collected a bunt single on 4/18 at Minnesota for his first major league hit.
 - A* Homered off Houston's Doug Brocail on 7/29/09 for his first major league home run.

- Selected to the World Team for the 2004 All-Star Futures Game in Houston, and was named a 2006 Mid-Season All-Star in the Pacific Coast League.

PERSONAL

- He and his wife, Roseudys have two sons, Fabián (7/17/10) and Adrián Andrés (9/28/15).
- Attended El Carmen High School (VZ) and Colegio Ambrosio Plaza (VZ), where he played basketball.

TRANSACTIONS

- Signed by the Kansas City Royals as a non-drafted free agent on August 2, 2000...Signed by Juan Indriago and Wilmer Castillo.
- Signed by the Chicago Cubs to a minor-league contract on November 20, 2007.
- On Chicago disabled list (left calf strain) from August 4 to September 1, 2009...Included an injury rehabilitation assignment to Iowa (AAA).
- Acquired by the Texas Rangers from the Chicago Cubs in exchange for cash considerations on March 27, 2010.

- On Texas disabled list (lower back stress reaction) from July 7 to July 31, 2011...Included an injury rehabilitation assignment to Round Rock (AAA).
- On Texas disabled list (lower back inflammation) from August 9 to September 1, 2011...Included an injury rehabilitation assignment to Round Rock (AAA).
- Signed by the Washington Nationals to a minor-league contract on December 16, 2011.
- Signed by the Philadelphia Phillies to a minor-league contract on March 31, 2012.
- On Philadelphia disabled list (fractured left index finger), July 25 to September 1, 2016.
- Signed by the San Francisco Giants to a minor-league contract, February 5, 2018.
- Signed by the Milwaukee Brewers to a minor-league contract, April 2, 2018.
- Signed by the Atlanta Braves to a minor-league contract on December 5, 2018.

2018 BRAVES PINCH HITTERS

BATTER	AVG	AB	R	H	2B	3B	HR	RBI	BB	SO	OBP
Acuña Jr.	.500	2	0	1	0	0	0	0	0	0	.500
Adams	.273	11	3	3	0	0	1	4	3	3	.429
Albies	.750	4	2	3	1	0	0	0	1	0	.800
Bautista	.000	2	0	0	0	0	0	0	0	2	.000
Bourjos	.083	12	0	1	0	1	0	0	0	4	.083
Camargo	.167	6	0	1	0	0	0	1	2	3	.375
Culberson	.143	35	4	5	0	1	2	7	1	14	.162
Duda	.250	16	1	4	2	0	1	2	2	7	.333
Duvall	.176	17	2	3	0	0	0	0	2	8	.263
Flaherty	.129	31	4	4	1	0	0	3	3	8	.200
Flowers	.500	6	2	3	0	0	1	4	0	2	.500
Freeman	.000	1	0	0	0	0	0	0	0	1	.000
Gausman	-	0	0	0	0	0	0	0	1	0	1.000
Inciarte	.000	3	0	0	0	0	0	0	0	1	.000
Perez	.000	2	0	0	0	0	0	0	0	2	.000
Peterson	.000	2	0	0	0	0	0	0	0	1	.000
Reed	.200	5	0	1	0	0	0	0	0	3	.200
Ruiz	.111	9	1	1	0	0	0	0	2	4	.333
Santana	.200	5	0	1	0	0	0	0	0	3	.200
Suzuki	.333	9	1	3	1	0	0	3	1	1	.400
Swanson	1.000	1	1	1	0	0	1	2	0	0	1.000
Tucker	.231	39	5	9	2	0	1	3	4	10	.333
Totals	.202	218	26	44	7	2	7	29	22	77	.282

COMPLETE RECORD

Year	Club	AVG	G	AB	R	H	2B	3B	HR	RBI	SH	SF	HP	BB	SO	SB-CS	OBP	SLG	E	
2002	Wilmington	.308	5	13	2	4	1	0	0	0	2	0	0	1	4	0-0	.357	.385	2	
	GCL Royals	.249	52	193	27	48	8	0	0	14	6	1	4	15	29	16-4	.315	.290	13	
2003	Wilmington	.244	113	394	61	96	11	3	0	25	21	2	8	44	50	13-7	.330	.287	26	
2004	Wichita	.247	93	324	34	80	10	2	0	21	8	2	7	18	44	7-6	.299	.290	21	
	Kansas City	.317	19	60	9	19	2	2	0	5	1	0	1	5	6	1-2	.379	.417	4	
2005	Omaha	.254	35	114	14	29	4	2	1	9	2	0	3	10	23	2-0	.331	.351	10	
	High Desert	.500	3	10	0	5	1	0	0	3	0	0	0	0	1	1-2	.500	.600	0	
	AZL Royals	.320	7	25	6	8	1	0	2	9	1	0	1	1	7	1-2	.370	.600	3	
	Wichita	.189	9	37	5	7	0	0	1	5	1	0	0	3	7	0-0	.250	.270	0	
2006	Kansas City	.215	26	79	6	17	0	1	0	5	4	2	1	0	5	0-1	.220	.241	3	
	Omaha	.237	88	283	30	67	9	4	2	20	5	1	9	21	41	6-4	.309	.318	21	
2007	Kansas City	.241	33	87	9	21	4	1	0	9	3	0	1	5	14	0-1	.290	.310	5	
	Omaha	.196	28	97	8	19	2	0	0	8	3	2	0	5	12	0-0	.231	.216	5	
2008	AZL Royals	.000	2	2	0	0	0	0	0	0	0	0	0	0	0	0-0	.000	.000	0	
	Iowa	.285	102	298	30	85	8	2	1	36	9	3	5	15	31	9-3	.327	.336	23	
2009	Iowa	.304	64	230	30	70	17	2	6	29	3	5	3	17	28	6-1	.353	.474	8	
	Chicago (NL)	.252	53	123	15	31	8	0	1	12	6	0	1	8	14	0-2	.303	.341	3	
2010	Texas	.277	68	166	17	46	10	1	0	13	3	2	3	11	24	0-2	.330	.349	7	
	Texas	.224	36	76	9	17	3	0	2	3	2	0	0	4	14	0-1	.263	.342	4	
2011	Round Rock	.227	6	22	3	5	3	0	0	5	0	0	0	3	3	0-0	.320	.364	1	
	Lehigh Valley	.235	120	413	47	97	14	1	10	40	3	4	2	39	77	6-5	.301	.346	18	
2012	Lehigh Valley	Did Not Play in MLB																		
2013	Lehigh Valley	.241	45	137	16	33	6	0	0	11	2	1	2	13	25	3-5	.314	.285	1	
	Philadelphia	.277	25	47	4	13	5	0	1	3	4	0	0	2	6	0-0	.306	.447	1	
2015	Philadelphia	.292	106	233	32	68	22	3	7	25	3	0	4	21	44	1-1	.360	.502	6	
2016	Philadelphia	.253	90	190	26	48	15	1	4	21	0	1	7	11	41	2-3	.316	.405	6	
2017	Philadelphia	.192	80	130	10	25	4	0	3	13	0	2	0	12	34	1-0	.257	.292	2	
2018	Colorado Springs	.271	96	306	51	83	17	3	9	47	0	4	11	35	47	6-3	.362	.435	6	
Minor Totals		.254	868	2898	364	736	112	19	32	282	66	25	55	240	429	76-42	.320	.339	158	
A.L. Totals		.256	182	468	50	120	19	5	2	35	13	4	6	25	63	1-7	.300	.331	23	
N.L. Totals		.256	354	723	87	185	54	4	16	74	13	3	12	54	139	4-6	.317	.408	18	
Major Totals		.256	536	1191	137	305	73	9	18	109	26	7	18	79	202	5-13	.310	.378	41	

Bold indicates led league

MAJOR LEAGUE FIELDING RECORD

Position	PCT	G	PO	A	E	TC	DP
First Base	1.000	31	63	7	0	70	8
Second Base	.979	178	237	379	13	629	91
Third Base	.939	98	37	116	10	163	6
Outfield	1.000	2	1	1	0	2	0
Shortstop	.962	135	145	312	18	475	84

**NON-ROSTER INVITEE**

THOMAS BURROWS

81

LEFT-HANDED PITCHER

Full Name: **Thomas E. Burrows**Bats: **Left**Throws: **Left**Height: **6-2**Weight: **230**DOB: **September 14, 1994**Opening Day Age: **24**Born: **Florence, AL**Resides: **Florence, AL**MLB Debut: **None**MLB Service Time: **0.000**Acquired: **Trade with Seattle, January 11, 2017**Contract Status: **Signed through 2019**

2018

- Split the season between Rome (A), Florida (A+) and Mississippi (AA) and combined to go 6-2 with a 2.66 ERA (20 ER/67.2 IP), 11 saves and 86 strikeouts across 45 games.
- Ranked in the Top 10 among Atlanta's relief prospects (min. 30 IP) in saves (T3rd, 11), hits per 9.0 innings (5th, 6.4) and ERA (8th, 2.66).
- Allowed opponents to hit just .199 (48-for-241).

2017

- Acquired by Atlanta in January and played the full season with Single-A Rome...His 92 strikeouts led all Atlanta relief farmhands, and his 12.4 SO/9.0 IP was the second-best rate in the system (min. 60.0 IP).
- Also ranked in the Top 10 among Atlanta's relief prospects (min. 30.0 IP) in hits per 9.0 innings (6th, 6.5), strikeout-to-walk ratio (T6th, 3.68) and ERA (7th, 2.16).

2016

- Made his professional debut with Low-A Everett after being selected by Seattle in the fourth round of the 2016 First-Year Player Draft.
- Struck out 13.5 batters per 9.0 innings, the second-highest rate in the Mariners system (min. 20.0 IP).

AMATEUR

- Finished his career at Alabama as the school's career leader with 30 saves after pitching three seasons for the Crimson Tide.

TRANSACTIONS

- Selected by the Seattle Mariners in the fourth round (117th overall) of the 2016 First-Year Player Draft... Signed by Jay Catalano
- Acquired by the Atlanta Braves along with LHP Luiz Gohara from the Seattle Mariners in exchange for OF Mallex Smith and RHP Shae Simmons on January 11, 2017.

COMPLETE RECORD

Year	Club	W-L	ERA	G	GS	CG	SHO	SV	IP	H	R	ER	HR	HB	BB	SO	WP	BK
2016	Everett	0-1	2.55	20	0	0	0	6	24.2	23	8	7	1	2	11	37	2	0
2017	Rome	3-5	2.16	38	0	0	0	3	66.2	48	20	16	1	9	25	92	11	0
2018	Rome	0-0	0.00	1	0	0	0	1	2.0	0	0	0	0	0	0	4	0	0
	Florida	6-2	3.28	29	0	0	0	4	46.2	38	22	17	0	3	30	55	1	0
	Mississippi	0-0	1.42	15	0	0	0	6	19.0	10	3	3	0	2	6	27	1	0
Minor Totals		9-8	2.43	103	0	0	0	20	159.0	119	53	43	2	16	72	215	15	0

Bold indicates led league



JOHAN CAMARGO

17

INFIELDER

Full Name: **Johan Ramos Valentin Camargo**

Bats: **Switch**

Throws: **Right**

Height: **6-0**

Weight: **195**

DOB: **December 13, 1993**

Opening Day Age: **25**

Born: **Panamá City, Panamá**

Resides: **Betania, Panamá**

MLB Debut: **April 11, 2017**

MLB Service Time: **1.137**

Acquired: **Signed as a non-drafted free agent, July 2, 2010**

Contract Status: **Signed through 2019**

2018

- Hit .272 (126-for-464) with 19 home runs and an .806 OPS in 134 games during in his first full season at the major league level.
- Hit .339 (39-for-115) with a 1.023 OPS with runners in scoring position...His OPS in these situations ranked second in the National League among qualified hitters...Only Cincinnati's Joey Votto (1.028) was better.
- His 19 home runs were the most by a Braves third baseman since Chipper Jones hit 22 in 2008.
- Began the season on the 10-day disabled list with a right oblique muscle strain...Missed 16 games from 3/29-4/18.
- Returned to the lineup on 4/18 vs. PHI and struck out as a pinch hitter...His first three plate appearances of the season came in a pinch-hit role.
 - **A** Went 3-for-5 for Triple-A Gwinnett on 4/18 to become the first player to play in both a minor league and major league game on the same day since Lane Adams did it for the Braves, 6/7/17...Adams pinch hit against the Phillies after starting the day with a 2-for-4 effort for Gwinnett.
- After being named the starting third baseman on 5/20, he hit .279 (112-for-402) with 17 home runs in 110 games.
 - **A** His 17 home runs over this stretch were the second most on the team, trailing only Ronald Acuña Jr.'s 22...His 10 game-winning RBI in this stretch also tied for the team lead with Freddie Freeman.
- Played primarily at third base (114 games, 105 starts)...Also appeared at shortstop (18 games, 15 starts) and second base (three games, two starts).

CAREER HIGHS

Most Runs

3, 6/4/17, ATL at CIN

Most Hits

4, 2x, last: 8/10/18, ATL vs. MIL

Most Doubles

2, 8x, last: 9/7/18, ATL at ARI

Most Triples

1, 3x, last: 4/21/18, ATL vs. NYM

Most Home Runs

1, 23x, last: 9/28/18, ATL at PHI

Most RBI

5, 6/19/18, ATL at TOR

Most Walks

2, 11x, last: 9/3/18, ATL vs. BOS

Most Stolen Bases

1, 9/18/18, ATL vs. STL

Longest Hitting Streak

10 games, 6/22/18-7/4/18

- A switch hitter, hit .273 (88-for-322) with 12 home runs and a .805 OPS from the left side and .268 (38-for-142) with seven home runs and a .808 OPS as a righty.
- Hit a solo shot on 5/29 vs. NYM (off Gerson Baustista) in the bottom of the ninth for his first career game-ending home run...His shot gave the Braves a 7-6 win.

- Hit his first career grand slam on 6/19 at TOR off Jaime García.
 - ▲ Finished the game 4-for-5 with five RBI from the No. 9 spot...Since the RBI became an official stat in 1920, only three N.L. No. 9 hitters have had four hits and five RBI: Jack Scott (1926), Johnny Sain (1946) and Micah Owings (2007).
- Produced a .980 fielding percentage with the major league club, committing just four errors in 198 total chances.
- Suffered a right knee bone bruise on 8/9 during pre-game warmups and was placed on the 10-day disabled list...Following three rehabilitation games, was activated off the disabled list on 9/5 and batted .321 (18-for-56, 4 2B, HR, 4 R, 8 RBI) over his final 18 games.

2018 POSTSEASON

- Started all four games against LAD in the NLDS and went 0-for-15 with a walk and five strikeouts.

2017

- In his sixth professional season, made his major league debut on 4/11 after being recalled from Triple-A Gwinnett earlier that day...Entered the game as a pinch-hitter in the seventh inning (strikeout, reached first base on a wild pitch).
- Collected his first major league hit on 4/16 vs. SD with an eighth-inning, RBI-pinch single... Hit his first career home run, 7/9 off WSH's Matt Grace.
- Overall was with the MLB club on three separate occasions and played in a total of 82 games, including 59 starts between third base (30), short stop (23) and second base (6).
- Finished the season ranked tied for second among major league rookies (minimum 200 at-bats) with a .299 (72-for-241) batting average.
- Collected 21 doubles, all of which came over his first 77 games with Atlanta...His 21 doubles were the most through a player's first 77 games in Atlanta franchise history...After 6/3, his final recall from the G-Braves, his 21 doubles were just nine off the National League lead, despite having 103 fewer at-bats than leader Odúbel Herrera.
- Hit .310 with 19 doubles across 64 games, 6/16 through the end of the season...Opened his MLB career hitting .226 (7-for-31) with a .250 on-base percentage in his first 18 games.
- Hit .295 (65-for-220) with a .330 on-base percentage, 19 doubles, two triples, four home runs and 27 runs scored in 60 starts (59 starts, was scratched just prior to first pitch but after taking the field on 8/8 vs. PHI) with Atlanta.
- With Atlanta, batted .403 (29-for-72) with 10 doubles, three home runs and a .434 on-base percentage from the right side...Hit .254 (43-for-169) with 11 doubles and a .287 on-base percentage as a left-handed hitter.
- Appeared in 43 games (30 starts) at third base, 26 games (23 starts) at shortstop...Also appeared in nine games (six starts) at second base and one game in left field.

- Opened the season with Triple-A Gwinnett and was a part of their roster on three separate occasions (not including a two-game rehabilitation stint)...Overall, batted .311 (38-for-122) with nine doubles, four home runs, 20 RBI and 17 runs scored in 31 games in his AAA debut...Also played in two rehabilitation games with GWN, 9/3 and 9/4 (0-for-7).
- Named by the organization as Gwinnett's Player of the Month for May after posting a .337 (30-for-89) average with two homers and 14 RBI.

2016

- Spent his first full season at the Double-A level in 2016, playing in 126 games, including 124 starts for the Mississippi Braves...Batted .267 (119-for-446) with a career-high 26 doubles, a career-high four home runs and 43 RBI...Had 36 total extra-base hits.
- Ranked second on the M-Braves in games (126), at-bats (446), hits (119) and doubles (26), third in triples (six) and batting average (tied, .267), and fourth in RBI (43) and runs (46).
- His 26 doubles also ranked seventh among Atlanta farmhands.
- Split time at second base, shortstop and third base, making 124 total starts...Made the most starts at second base with 64, followed by 31 starts at shortstop and 29 starts at third base...Posted a .971 fielding percentage (15 errors in 509 total chances) among the three positions.
- Batted .354 (34-for-96) in 27 games in July, with 14 runs, nine doubles, three triples and 14 RBI.
- Compiled a .320 (24-for-75) average against left-handed pitchers, while hitting .256 (95-for-371) versus righties.
- Closed the season by hitting .291 (65-for-223) in 62 games after the All-Star break, with 24 of his 36 extra-base hits on the season.
- Batted .315 (58-for-184) with runners on base, including a .296 (32-for-108) mark with runners in scoring position.
- Had his contract selected and was added to the 40-man roster on 11/18.

- Ranked by *Baseball America* as Atlanta's No. 27 prospect entering 2016, and as the "Best Defensive Infielder" in the farm system.

2015

- Played the full season with High-A Carolina, where he batted .258 (101-for-391) with 50 runs, 22 extra-base hits and 32 RBI in 130 games and picked up Carolina League Mid-Season and Year-End All-Star honors.
- Hit a career-high six triples on the season, tied for sixth-most among Braves farmhands... Opened the season batting .289 (54-for-187) in 64 games prior to the All-Star break, before batting just .230 (47-for-204) in 66 games over the season's second "half".
- Slugged his only home run of the season on 8/16 at Frederick, punctuating a 3-for-4 performance with two runs and two RBI.
- Following the season appeared in 16 games with the Peoria Javelinas of the Arizona Fall League, batting .206 (13-for-63).

2014

- Entered the season ranked by *Baseball America* as the organization's 14th-best prospect and was also tabbed by the publication as the organization's "Best Defensive Infielder" in its "Best Tools" survey.
- Opened his fourth professional campaign (third active season) with Single-A Rome before joining High-A Lynchburg on 8/15.
- Combined to hit .266 (127-for-478) with 23 extra-base hits in 132 games between the two stops.
- Made 118 starts, all at shortstop, for Rome and Lynchburg...Set career highs in nearly every offensive category to include hits (127), doubles (18), RBI (46), stolen bases (7), runs (60) and games (132).
- Ranked in the Top 10 among all Braves farmhands in several offensive categories, including games (3rd, 132), at-bats (4th, 479), runs (T8th, 60), and hits (9th, 126).
- Went 1-for-6 with one walk and one run scored in two postseason games with Lynchburg.
- Batted just .167 (14-for-84) with no extra-base hits and five RBI in his first 23 games to open the season, from 4/3-30...In 110 games, from 5/1 through the end of the season, hit .287 (113-for-394) with 23 extra-base hits, including 18 doubles and 41 runs driven in.
- Hit his only home run of the season on 8/25, going 2-for-4 with a pair of RBI.

- Went a perfect 5-for-5 on 5/28, scoring a pair of runs and tallying one RBI while falling a home run short of hitting for the cycle.

2013

- Rated by *Baseball America* as Atlanta's 19th-best prospect and as the "Best Defensive Infielder" in the Atlanta system.
- Led Danville (R) hitters in at-bats (228) and hits (67) while tying for the team lead in triples (four).
- Hit .323 (32-for-99) in 25 July contests, logging five doubles and a pair of triples while driving home seven.
- Recorded a .395 (17-for-43) average with two outs and RISP.
- Had a season-high four hits on 7/9, ending the night 4-for-5 with a double, triple, RBI and two runs.

2012

- Tabbed by the organization as the DSL Player of the Year after leading the team in average (.343), hits (68), doubles (14), OBP (.433), SLG (.455), and OPS (.887)...Led the organization in OBP among farmhands with more than 200 plate appearances.

2011

- Missed the entire season due to right elbow tendinitis.

TRANSACTIONS

- Signed by the Atlanta Braves as a non-drafted free agent on July 2, 2010...Signed by Luis Ortiz.
- On Atlanta's disabled list (right knee bruise) from August 9 to September 5, 2017; included an injury rehabilitation assignment to the GCL Braves (R) and Gwinnett (AAA).
- On Atlanta's disabled list (right abdominal strain) from March 26 to April 18, 2018; included rehabilitation assignment with Florida (A) and Gwinnett (AAA).

COMPLETE RECORD

Year	Club	AVG	G	AB	R	H	2B	3B	HR	RBI	SH	SF	HP	BB	SO	SB-CS	OBP	SLG	E
2011		Did Not Play																	
2012	DSL Braves	.343	59	198	38	68	14	1	2	26	10	1	7	25	27	6-3	.433	.455	21
2013	Danville	.294	57	228	28	67	7	4	0	14	5	0	5	18	31	3-3	.359	.360	9
2014	Rome	.267	115	420	53	112	16	4	0	40	15	7	2	34	50	7-6	.320	.324	33
	Lynchburg	.259	17	58	7	15	2	0	1	6	1	2	0	1	13	0-0	.262	.345	3
2015	Carolina	.258	130	391	50	101	15	6	1	32	20	4	4	30	54	4-2	.315	.335	24
2016	Mississippi	.267	126	446	46	119	26	6	4	43	17	3	1	24	82	1-2	.304	.379	15
2017	Gwinnett	.295	33	129	17	38	9	1	4	20	1	2	2	8	22	1-0	.340	.473	4
	Atlanta	.299	82	241	30	72	21	2	4	27	2	1	0	12	51	0-0	.331	.452	4
	GCL Braves	.500	1	4	1	2	0	0	0	0	0	0	0	0	0	0-0	.500	.500	0
2018	Florida	.125	2	8	0	1	0	0	0	0	0	0	0	1	3	0-0	.222	.125	0
	Gwinnett	.303	8	33	6	10	2	0	3	7	0	0	0	3	9	0-0	.361	.636	1
	Atlanta	.272	134	464	63	126	27	1	19	76	0	3	6	51	108	1-1	.349	.457	13
Minor Totals		.278	548	1915	246	533	91	22	15	188	69	19	21	144	291	22-16	.333	.372	110
Major Totals		.281	216	705	93	198	48	3	23	103	2	4	6	63	159	1-1	.343	.455	1

DIVISION SERIES RECORD

Year	Club, Opp.	AVG	G	AB	R	H	2B	3B	HR	RBI	SH	SF	HP	BB	SO	SB	CS	E
2018	Atl. vs. LAD	.000	4	15	1	0	0	0	0	0	0	0	0	1	5	0	0	0

MAJOR LEAGUE FIELDING RECORD

Position	PCT	G	PO	A	E	TC	DP
Third Base	.962	157	94	231	13	338	22
Shortstop	.979	44	41	99	3	143	23
Second Base	.968	12	10	20	1	31	6
Left Field	--	1	0	0	0	0	0



FRONT OFFICE
MANAGER & STAFF
JOHAN CAMARGO
SEASON IN REVIEW
PLAYER DEVELOPMENT
BRAVES HISTORY
OPPONENTS
MISCELLANEOUS



SHANE CARLE

51

RIGHT-HANDED PITCHER

Full Name: **Shane Taylor Carle**

Bats: **Right**

Throws: **Right**

Height: **6-4**

Weight: **210**

DOB: **August 30, 1991**

Opening Day Age: **27**

Born: **Santa Cruz, CA**

Resides: **Santa Cruz, CA**

MLB Debut: **April 14, 2017**

MLB Service Time: **1.032**

Acquired: **Trade with Pittsburgh, January 17, 2018**

Contract Status: **Signed through 2019**

2018

- In his first season in the Braves organization, made 53 appearances out of the bullpen and compiled a 4-1 record, one save, and a 2.86 ERA (20 ER/63.0 IP)...Also spent time on the 10-day disabled list with right shoulder inflammation, missing 25 games from 8/7-9/1.
- Made his first Opening Day roster...Took his only loss of the season in his Braves debut, allowing one run over 2.0 innings on 3/30 vs. PHI in a 5-4, 11-inning loss.
- Over his next 19 games, compiled a 0.38 ERA (1 ER/24.0 IP)...Over his final 33 games, pitched to a 4.38 ERA (18 ER/37.0 IP).
- Collected his first career save in his final appearance of the season, 9/23 vs. PHI...Struck out two over a perfect inning in a 2-1 win.
- Went more than 1.0 inning in 17 of his 53 appearances, including a personal-best 3.1 innings to earn his first career win, 4/3 vs. WSH.
- Held both right-handed (31-for-140) and left-handed (19-for-86) hitters to a .221 average...Righties hit both the home runs he allowed.
- Limited the opposition to a .185 (12-for-65) average with runners in scoring position.
- Compiled a 1.89 ERA (7 ER/33.1 IP) in 28 games at SunTrust Park.

2017

- Spent the majority of the season with Colorado's Triple-A club at Albuquerque, while also making his major league debut during the first of two stints with the Rockies.
- Made his major league debut on 4/14 at SF and worked a scoreless eighth inning...Fanned Connor Gillaspie for his first career strikeout.
- Made three starts with the Isotopes, going 0-1

CAREER HIGHS

Most Innings Pitched

3.1, 4/3/18, ATL vs. WSH

Most Runs Allowed

4, 8/7/18, ATL at WSH

Most Earned Runs Allowed

4, 8/7/18, ATL at WSH

Most Hits Allowed

5, 9/6/18, ATL vs. SF

Most Home Runs Allowed

1, 3x, last: 5/28/18, ATL vs NYM

Most Walks

4, 2x, last: 8/7/18, ATL at WSH

Most Strikeouts

3, 3x, last: 6/22/18, ATL vs. BAL

Longest Winning Streak

4 games, 4/3/18-present

Longest Losing Streak

1 game, 3/30/18

with a 6.23 ERA (6 ER/8.2 IP)...Was 3-4 with a save and a 5.23 ERA (31 ER/53.1 IP) in 33 games out of the Triple-A bullpen.

- Recorded his second career save on 8/31 vs. Reno and his first since 8/1/13 while playing for Single-A Jamestown.

2016

- Spent the season with Triple-A Albuquerque... Went 4-8 with a 5.70 ERA (61 ER/96.1 IP) in 19 starts and 1-0 with a 3.60 ERA (6 ER/15.0 IP) in eight relief appearances.
- Went 1-0 with a 4.19 ERA (9 ER/19.1 IP) in 10 games for Salt River in the Arizona Fall League.

2015

- Led the Eastern League in wins during his first season as a member of the Rockies organization...Also finished tied for the league lead in complete games and shutouts.
- Named to the Eastern League mid-season All-Star team.
- Made one start for Triple-A Albuquerque on 5/7 and suffered the loss before returning to New Britain for the remainder of the season.

2014

- Went 4-8 with a 3.67 ERA (56 ER/137.1 IP) in 27 total appearances, 23 starts, between Single-A West Virginia and Single-A Bradenton in his final season with the Pirates organization.
- Traded to Colorado on 11/14 in exchange for pitcher Rob Scahill.

2013

- Made his professional debut with Single-A Jamestown after being selected by the Pirates in the 10th round of the draft earlier in the summer.

COMPLETE RECORD

Year	Club	W-L	ERA	G	GS	CG	SHO	SV	IP	H	R	ER	HR	HB	BB	SO	WP	BK
2013	Jamestown	1-0	2.15	14	4	0	0	1	50.1	47	18	12	3	2	6	43	1	1
2014	West Virginia	2-5	3.72	17	13	0	0	0	82.1	96	43	34	9	7	9	47	4	1
	Bradenton	2-3	3.60	10	10	0	0	0	55.0	55	29	22	3	6	13	36	0	1
2015	Albuquerque	0-1	9.00	1	1	0	0	0	6.0	9	6	6	1	0	1	3	0	0
	New Britain	14-7	3.48	26	26	3	2	0	160.1	167	71	62	12	5	31	100	5	1
2016	Albuquerque	5-8	5.42	27	19	0	0	0	111.1	147	75	67	9	5	32	88	2	0
2017	Albuquerque	3-5	5.37	36	3	0	0	1	62.0	74	38	37	8	0	22	50	3	0
	Colorado	0-0	6.75	3	0	0	0	0	4.0	6	3	3	1	0	0	4	1	0
2018	Atlanta	4-1	2.86	53	0	0	0	1	63.0	50	22	20	2	1	27	43	2	0
	Gwinnett	0-0	0.00	2	0	0	0	0	2.0	2	0	0	0	0	0	1	0	0
Minor Totals		27-29	4.08	133	76	3	2	2	529.1	597	280	240	45	25	114	368	15	4
Atlanta Totals		4-1	2.86	53	0	0	0	1	63.0	50	22	20	2	1	27	43	2	0
Major Totals		4-1	3.09	56	0	0	0	1	67.0	56	25	23	3	1	27	47	3	0

Bold indicates led league

AMATEUR

- Is a 2010 graduate of Scotts Valley (CA) High School, where he was a three-year letter winner in baseball...Began collegiate career with Cabrillo College in Aptos, CA, where he was a first-team All-Coast Conference selection in 2012 after going 5-4 with a 3.21 ERA and 52 strikeouts ... Was also selected as a Junior College All-Star pick as a freshman after going 5-2 with a 1.65 ERA...Transferred to Long Beach State University, where he had a 3.56 ERA, two complete games and one shutout over 15 starts his junior season.

PERSONAL

- Last name is pronounced Carl.

TRANSACTIONS

- Selected by the Pittsburgh Pirates in the 10th round of the 2013 First-Year Player Draft...Signed by Brian Tracy.
- Acquired by the Colorado Rockies from the Pittsburgh Pirates in exchange for RHP Rob Scahill on November 14, 2014
- Claimed off waivers by the Pittsburgh Pirates from the Colorado Rockies on January 4, 2018.
- Acquired by the Atlanta Braves from the Pittsburgh Pirates in exchange for cash considerations on January 17, 2018.
- On Atlanta's disabled list (right shoulder inflammation) from August 7 to September 1, 2018; included rehabilitation assignment with Gwinnett (AAA).

MAJOR LEAGUE FIELDING RECORD

Position	PCT	G	PO	A	E	TC	DP
Pitcher	.889	56	3	5	1	9	1

**NON-ROSTER INVITEE**

CORBIN CLOUSE

82

LEFT-HANDED PITCHER

Full Name: **Corbin James Clouse**Bats: **Switch**Throws: **Left**Height: **6-0**Weight: **210**BOD: **June 26, 1995**Opening Day Age: **23**Born: **Lansing, MI**Resides: **Grand Ledge, MI**MLB Debut: **None**MLB Service Time: **0.000**Acquired: **Braves' 27th-round pick in 2016**Contract Status: **Signed through 2019**

2018

- Split the season between Mississippi (AA) and Gwinnett (AAA), going 6-2 with a 1.94 ERA (14 ER/65.0 IP) and four saves across 45 games between the two stops.
- Ranked in the Top 10 among Atlanta pitching prospects in relievers ERA (3rd, 1.94, min. 30.0 IP), saves (T8th, 4) and strikeout-to-walk ratio (9th, 3.42).
- Fanned 11.4 batters per 9.0 innings, and struck out at least one batter in 42 of his 45 appearances.

2017

- Appeared in 41 games between High-A Florida and Mississippi, combining to go 5-4 with a 2.53 ERA (16 ER/57.0 IP) and 72 strikeouts.
- His 2.53 ERA ranked eighth best among Atlanta relief farmhands (min. 30.0 IP), while his 11.4 strikeouts per 9.0 innings ranked fifth best among all Atlanta pitching prospects (min. 50.0 IP).

2016

- Split his first professional campaign between rookie-level Danville and Single-A Rome, combining to post a perfect 5-0 record with four saves and a 1.19 ERA (4 ER/30.1 IP) between the two clubs.
- His 1.19 ERA paced all Atlanta relief farmhands (min. 30), while his 3.9 hits per 9.0 innings was lowest among any pitcher in the farm system.
- Went 0-1 with a 0.00 ERA in four postseason outings as Rome won the South Atlantic League Championship.

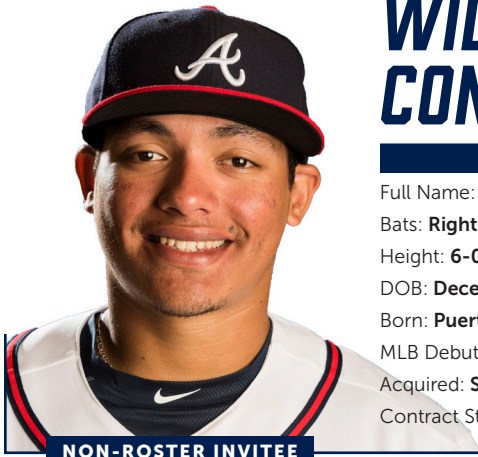
TRANSACTIONS

- Selected by the Atlanta Braves in the 27th round of the 2016 First-Year Player Draft...Signed by Rick Sellers.

COMPLETE RECORD

Year	Club	W-L	ERA	G	GS	CG	SHO	SV	IP	H	R	ER	HR	HB	BB	SO	WP	BK
2016	Danville	1-0	0.00	4	0	0	0	1	6.2	0	0	0	0	0	2	16	0	0
	Rome	4-0	1.52	15	0	0	0	4	23.2	13	4	4	1	1	13	37	2	0
2017	Florida	2-0	2.31	25	0	0	0	2	35.0	31	13	9	0	0	21	46	4	0
	Mississippi	3-4	2.86	16	0	0	0	1	22.0	21	8	7	2	0	13	26	1	0
2018	Mississippi	5-2	1.84	38	0	0	0	4	49.0	38	11	10	0	3	21	65	3	0
	Gwinnett	1-0	2.25	7	3	0	0	0	16.0	12	4	4	0	0	4	18	0	0
Minor Totals		16-6	2.01	105	3	0	0	12	152.1	115	40	34	3	4	74	208	10	0

Bold indicates led league

**NON-ROSTER INVITEE**

WILLIAM CONTRERAS

85

CATCHER

Full Name: **William Jesus Contreras**Bats: **Right**Throws: **Right**Height: **6-0**Weight: **180**DOB: **December 24, 1997**Opening Day Age: **21**Born: **Puerto Cabello, VZ**Resides: **Puerta Cabello, VZ**MLB Debut: **None**MLB Service Time: **0.000**Acquired: **Signed as a non-drafted free agent, February 1, 2015**Contract Status: **Signed through 2019**

2018

- Split the season between Single-A Rome and High-A Florida, combining to bat .285/.347/.436 in 105 games between the two stops.
- Ended the season in the Top 10 among Braves farmhands (min. 200 PA) in doubles (T5th, 24), runs (T7th, 57), average (8th, .285), OPS (8th, .783), hits (9th, 111) and home runs (T9th, 11).
- Was named Rome's Player of the Month for July, and was named a South Atlantic League Post-Season All-Star.

2017

- Named rookie-level Danville's Player of the Year and an Appalachian League All-Star after batting .290/.379/.432 with 15 extra-base hits and 25 RBI in 45 games.
- Reached base at a .379 clip, which was the third-highest rate among Braves farmhands (minimum 150 at-bats).
- Batted .351/.419/.595 in 37 at-bats as the designated hitter, compared to a .273 (36-for-132) mark with a .391 slugging percentage in 132 at-bats playing catcher.

2015-2016

- Made his professional debut with the Braves Dominican Summer League club.

PERSONAL

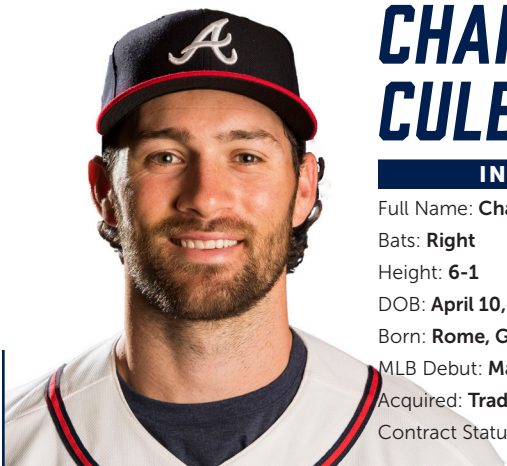
- Is the brother of Cubs catcher Willson Contreras.

TRANSACTIONS

- Signed by the Atlanta Braves as a non-drafted free agent on February 1, 2015...Signed by Rolando Petit.

COMPLETE RECORD

Year	Club	AVG	G	AB	R	H	2B	3B	HR	RBI	SH	SF	HP	BB	SO	SB-CS	OBP	SLG	E
2015	DSL Braves	.314	49	172	21	54	9	4	0	32	1	1	1	15	21	2-2	.370	.413	6
2016	GCL Braves	.264	30	72	8	19	5	0	1	8	1	0	2	7	15	0-1	.346	.375	2
2017	Danville	.290	45	169	29	49	10	1	4	25	0	3	2	24	30	1-0	.379	.432	6
2018	Rome	.293	82	307	54	90	17	1	11	39	0	2	4	29	73	1-1	.360	.463	12
	Florida	.253	23	83	3	21	7	0	0	10	0	1	0	6	16	0-0	.300	.337	7
Minor Totals		.290	229	803	115	233	48	6	16	114	2	7	9	81	155	4-4	.359	.425	33



CHARLIE CULBERSON

8

INFIELDER

Full Name: **Charles Edward Culberson**

Bats: **Right**

Throws: **Right**

Height: **6-1**

Weight: **200**

DOB: **April 10, 1989**

Opening Day Age: **29**

Born: **Rome, GA**

Resides: **Marietta, GA**

MLB Debut: **May 13, 2012**

MLB Service Time: **3.084**

Acquired: **Trade with Los Angeles (NL), December 16, 2017**

Contract Status: **Signed through 2019**

2018

- In his first season in Atlanta, established career-high totals in nearly every offensive category, including games (113), at-bats (296), hits (80), home runs (12) and OPS (.792)...His previous high in games played and at-bats was 95 and 210, respectively, in 2014.
- Appeared defensively at seven different positions: LF (29 games, 23 starts), 3B (20 games, 17 starts), SS (20 games, 15 starts), 2B (9 games, 8 starts), 1B (2 games, 0 starts), RF (2 games, 1 start), P (1 game, 0 starts)...Tossed his first career inning, 8/17 vs. COL, allowing two hits and a run...Made 64 total starts in the field.
- Pinch hit and homered with a runner aboard for his fourth career game-ending home run on 6/3 vs. WSH (Tanner Roark)...Also hit a game-ending pinch-hit home run on 5/28 vs. NYM (G1) (off Seth Lugo) for his first home run with the Braves...Since the Braves moved to Atlanta in 1996, the only other Braves player to hit a game-ending pinch-hit home run for his first homer with the team was Keith Lockhart on 5/21/97.
 - Became the first player in Atlanta-era history with two pinch-hit game-ending home runs in the same season...Only one Braves player, Brian Hunter, had two such homers over his entire Atlanta career...Prior to Culberson, the last major league player with two such homers in a season was Jason Giambi for the 2013 Cleveland Indians.
 - His only home run with the Dodgers, his previous team, was also a game-ending home run...He became the first player in MLB history to hit three game-ending home runs without any other type of homer in-between.

CAREER HIGHS

Most Runs

3, 6/19/18, ATL at TOR

Most Hits

4, 7/23/18, ATL at MIA

Most Doubles

2, 4x, last: 8/15/18, ATL vs. MIA

Most Triples

1, 4x, last: 5/12/18, ATL at MIA

Most Home Runs

1, 18x, last: 9/16/18, ATL vs. WSH

Most RBI

3, 4x, last: 8/8/18, ATL at WSH

Most Walks

2, 7x, last: 9/5/18, ATL vs. BOS

Most Stolen Bases

2, 9/21/13, COL vs. ARI

Longest Hitting Streak

10 games, 9/11-22/13

- Had three hits in his first 27 at-bats (.111) spanning 16 games through the end of April... From the beginning of May through the end of the season, hit .286 (77-for-269) with a .835 OPS.
- Hit .303 (50-for-165) with seven home runs and a .521 slugging percentage in 55 road games...Over 58 games at SunTrust Park, batted .229 (30-for-131) and slugged .397.

- Batted .397 (27-for-68) with three home runs and a .462 on-base percentage with runners in scoring position...With two out in these situations, hit .464 (13-for-28) with a .583 on-base percentage and a .786 slugging mark.
- Collected a career-best four hits, 7/23 at MIA... Also tied his career-best total with three RBI.

2018 POSTSEASON

- Started all four games of the NLDS at shortstop... Went 2-for-12 (.167).

2017

- Acquired from the Los Angeles Dodgers along with three other players on 12/16/17 in exchange for Matt Kemp.
- Split the 2017 season between the Dodgers and their Triple-A team at Oklahoma City before making the club's league championship and World Series roster.
- Opened the season at Triple-A Oklahoma City, before joining LAD in September...Had two hits in 13 at-bats (.154) over 15 games with LAD.

2017 POSTSEASON

- Played in 10 total postseason games, including five during the National League Championship Series and five World Series contests...Hit a combined .500 (8-for-16) with four extra-base hits, including his first career postseason home run, two RBI and four runs scored.
- Replaced the injured Corey Seager on the NLCS roster and started at shortstop in three of the five games he appeared in...Posted a .455 (5-for-11) batting average with three extra-base hits, one RBI and two runs scored in five NLCS games.
- Batted .600 (3-for-5) in five WS games...Hit his first career postseason home run in Game 2 off of HOU's Justin Verlander...The two-out, two-run, sixth-inning shot put LAD ahead 4-2.

2016

- In three stints with the Dodgers, he batted .299 with three doubles, a home run and seven RBI in 34 games after making the club's Opening Day roster.
- Posted a .966 combined fielding percentage, appearing in 10 games (nine starts) at second base, four games (two starts) at third, 11 games (eight starts) at shortstop and two games at left field.
- Hit a walk-off homer on Sept. 25 vs. COL to clinch the NL West division title...Was his second-career walk-off home run (5/3/14, COL vs. NYM).

2015

- Limited to only five games with Triple-A Albuquerque in an injury-shortened campaign.
- Opened the season on the disabled list (lumbar disc inflammation) and was reinstated on 6/6, when he was outrighted to Triple-A Albuquerque...Returned to the DL on 6/23, where he remained for the rest of the season.

2014

- Was a member of his first career Opening Day roster and spent nearly the entire season on the Rockies active roster... Was optioned 4/13 to Triple-A and recalled from Triple-A on 4/21.
- Received starts at all four infield positions, including double digit starts at second base (14), third base (18) and shortstop (13)...Posted a .987 fielding percentage at shortstop, making just one error in 135.2 innings.
- Received 21 pinch-hit plate appearances, batting .167 (3-for-18) with one double, one home run and five RBI...His home run was a pinch-hit, walk-off, two-run home run on 5/3 vs. NYM...It was the first walk-off home run of his career.

2013

- In what was his first full season in the Rockies organization, he spent the majority of the season at Triple-A, but also saw action in 47 games at the major league level.
- Colorado recalled him 7/29 and remained on the active roster for the remainder of the season.
- Connected on his first career home run on 8/16 at BAL off Wei-Yin Chen.

2012

- Played his first game with the Triple-A Colorado Springs against his former team (Fresno) after being acquired for Marco Scutaro on 7/28... Batted .336 (42-for-125) in 30 games for the Sky Sox after being acquired.
- Prior to being acquired by the Rockies on 7/27/12, he made his major league debut with San Francisco on 5/13/12 at ARI with a start at second base...Collected first major league hit in that same game.
- First major league RBI came 5/17/12 vs. STL.
- Appeared in six game with Giants before being optioned back to Triple-A on 7/28/12...In 91 games at Triple-A Fresno prior to the trade, he hit .236 (83-for-351) with 14 doubles six triples, 10 home runs and 53 RBI.

MINOR LEAGUE HIGHLIGHTS

- Set the Richmond franchise record in **2011** when he homered in three-consecutive games 6/8-10; marked the second-time in his career that he has homered in three-straight contests (last: 7/11-13/10 with San Jose Giants)...Also named to the Eastern League Mid-Season All-Star team and went 2-for-2 with two runs scored as as reserve in the Eastern League All-Star Game that season.

PERSONAL

- Graduated from Calhoun High School in Georgia.
- His grandfather, Leon, played in the Majors from 1943-48 with the Red Sox and Senators...His father, Charles, was selected by the Giants in the 1984 draft, but did not reach the big leagues.
- He and his wife, Sarah have three children: Collins, Ace and Everly.

TRANSACTIONS

- Selected by the San Francisco Giants in the Compensation A round (51st overall) of the 2007 First-Year Player Draft...Signed by Sean O'Connor.
- Acquired by the Colorado Rockies from the San Francisco Giants in exchange for INF Marco Scutaro and cash considerations on July 27, 2012.
- On Colorado's disabled list (lumbar disc inflammation) from March 31 to June 6, 2015; included an injury rehabilitation assignment to Albuquerque (AAA)...Transferred to the 60-day disabled list on April 12.
- Signed by the Los Angeles Dodgers to a minor league contract on November 19, 2015.
- Acquired by the Atlanta Braves along with LHP Scott Kazmir, RHP Brandon McCarty, INF Adrián González and cash considerations from the Los Angeles Dodgers in exchange for OF Matt Kemp on December 16, 2017.



2018 BRAVES WALK-OFF WINS

The Braves had seven walk-off wins in 2018, including six against intradivision opponents.

The Braves engineered the biggest Opening Day comeback victory in the franchise's modern era on March 29, overcoming a five-run deficit to win, 8-5, on a three-run, two-out ninth-inning home run by Nick Markakis...The drive marked the first walk-off home run on Opening Day in Atlanta franchise history...The drive was also Markakis' first career walk-off home run.

The Braves rallied from a five-run ninth-inning deficit on May 20 to beat Miami 10-9 for their biggest ninth-inning comeback in exactly eight years, when Brooks Conrad capped a seven-run rally with a game-ending grand slam on May 20, 2010 vs. Cincinnati.

Charlie Culberson became the first player in Atlanta-era history with two pinch-hit game-ending home runs in the same season when he did so on May 28 vs. New York and June 3 vs. Washington. In fact, only one Braves player, Brian Hunter, had two such homers over his Atlanta career.

Date	Opponent	Score	Batter	Action	RBI	Pitcher	Inning	Outs
3/29	PHI	8-5	Nick Markakis	Home Run	3	Héctor Neris	9	2
4/21	NYM	4-3	Ender Inciarte	Bunt Single	1	Jeurys Familia	9	1
5/20	MIA	10-9	Dansby Swanson	Single	2	Tayron Guerrero	9	2
5/28	NYM [1]	4-3	Charlie Culberson	Home Run	2	Seth Lugo	9	1
5/29	NYM	7-6	Johan Camargo	Home Run	1	Gerson Bautista	9	1
6/3	WSH	4-2	Charlie Culberson	Home Run	2	Tanner Roark	9	1
6/25	CIN	5-4	Ozzie Albies	Home Run	1	Dylan Floro	11	0

COMPLETE RECORD

Year	Club	AVG	G	AB	R	H	2B	3B	HR	RBI	SH	SF	HP	BB	SO	SB-CS	OBP	SLG	E
2007	AZL Giants	.286	46	161	32	46	8	5	1	16	0	2	5	19	38	19-1	.374	.416	14
2008	Augusta	.234	81	282	31	66	11	2	3	27	3	4	6	18	57	6-6	.290	.319	75
2009	Augusta	.246	132	509	71	125	19	3	2	36	4	2	10	33	110	15-4	.303	.306	40
2010	San Jose	.290	128	503	80	146	28	4	16	71	1	6	8	33	99	25-7	.340	.457	15
2011	Richmond	.259	137	553	69	143	34	2	10	56	4	2	6	22	129	14-4	.293	.382	13
2012	Fresno	.236	91	351	53	83	14	6	10	53	2	3	4	20	76	8-2	.283	.396	11
	San Francisco	.136	6	22	0	3	0	0	0	1	1	0	0	0	7	0-0	.136	.136	0
	Colorado Springs	.336	30	125	17	42	11	1	2	12	0	1	1	1	18	6-2	.344	.488	2
2013	Colorado Springs	.310	97	397	63	123	27	8	14	64	2	2	1	17	74	13-9	.338	.524	16
2013	Colorado	.293	47	99	12	29	5	0	2	12	0	1	0	4	23	5-1	.317	.404	2
2014	Colorado	.195	95	210	17	41	7	2	3	24	4	2	5	12	62	2-2	.253	.290	4
	Colorado Springs	.429	2	7	1	3	2	0	0	0	0	0	0	1	2	0-0	.500	.714	0
2015	Albuquerque	.200	5	20	3	4	1	0	1	2	0	0	0	0	6	0-0	.200	.400	1
2016	Los Angeles (NL)	.299	34	67	6	20	3	0	1	7	0	0	0	1	13	1-0	.309	.388	2
	Oklahoma City	.260	70	265	32	69	17	2	4	33	1	0	1	18	61	6-5	.310	.385	7
2017	Oklahoma City	.250	108	384	37	96	13	4	4	32	2	1	1	26	68	7-3	.299	.336	8
	Los Angeles (NL)	.154	15	13	0	2	1	0	0	1	0	0	0	2	4	0-0	.267	.231	1
2018	Atlanta	.270	113	296	47	80	18	2	12	45	0	1	4	21	85	4-2	.326	.466	5
Minor Totals		.266	927	3557	489	946	185	37	67	402	19	23	43	208	738	119-43	.312	.395	202
Atlanta Totals		.270	113	296	47	80	18	2	12	45	0	1	4	21	85	4-2	.326	.466	5
Major Totals		.248	310	707	82	175	34	4	18	90	5	4	9	40	194	12-5	.295	.383	14

Bold indicates led league

DIVISIONAL SERIES RECORD

Year	Club, Opp.	AVG	G	AB	R	H	2B	3B	HR	RBI	SH	SF	HP	BB	SO	SB	CS	E
2016	LAD vs. Wsh.	.000	4	7	0	0	0	0	0	0	0	0	0	0	2	0	0	0
2018	Atl. vs. LAD	.167	4	13	1	2	0	0	0	0	0	0	0	1	4	0	0	0
D.S. Totals		.105	8	20	1	2	0	0	0	0	0	0	0	1	6	0	0	0

LEAGUE CHAMPIONSHIP RECORD

Year	Club, Opp.	AVG	G	AB	R	H	2B	3B	HR	RBI	SH	SF	HP	BB	SO	SB	CS	E
2017	LAD vs. Chi.	.455	5	11	2	5	2	1	0	1	1	1	0	0	2	0	0	0

WORLD SERIES RECORD

Year	Club, Opp.	AVG	G	AB	R	H	2B	3B	HR	RBI	SH	SF	HP	BB	SO	SB	CS	E
2017	LAD vs. Hou.	.600	5	5	2	3	0	0	1	1	0	0	0	0	1	0	0	0

MAJOR LEAGUE FIELDING RECORD

Position	PCT	G	PO	A	E	TC	DP
Shortstop	.977	65	63	105	4	172	26
Left Field	.988	58	75	4	1	80	1
Third Base	.962	57	22	79	4	105	7
Second Base	.970	51	68	95	5	168	22
First Base	1.000	6	35	4	0	39	1
Right Field	1.000	2	2	0	0	2	0
Pitcher	1.000	1	0	1	0	1	0

MAJOR LEAGUE PITCHING RECORD

Year	Club	W-L	ERA	G	GS	CG	SHO	SV	IP	H	R	ER	HR	HB	BB	SO	WP	BK
2018	Atlanta	0-0	9.00	1	0	0	0	0	1.0	2	1	1	0	0	0	0	0	0
Major Totals		0-0	9.00	1	0	0	0	0	1.0	2	1	1	0	0	0	0	0	0

84

TUCKER DAVIDSON

LEFT-HANDED PITCHERFull Name: **Joseph Tucker Davidson**Bats: **Left**Throws: **Left**Height: **6-2**Weight: **215**DOB: **March 25, 1996**Opening Day Age: **23**Born: **Amarillo, TX**Resides: **Amarillo, TX**MLB Debut: **None**MLB Service Time: **0.000**Obtained: **Braves' 19th round pick in 2016**Contract Status: **Signed through 2019****NON-ROSTER INVITEE**

2018

- Spent the full season with High-A Florida, and went 7-10 with a 4.18 ERA (55 ER/118.1 IP) in 24 starts.

A Went 6-6 with a 2.99 ERA over his final 17 starts, after opening the season 1-4 with an 8.04 ERA in his first seven turns.

- Named by the Braves as Florida's Pitcher of the Month for May after a perfect 3-0 record and a 3.22 ERA over four starts.
- Ranked in the Top 10 among Atlanta farmhands in wins (T8th, 7) and innings (10th, 118.1 IP).

2017

- Played his first full professional season with Single-A Rome, and went 5-4 with a 2.60 ERA (30 ER/103.2 IP) and 101 strikeouts over 31 games (12 starts).
- His 2.60 ERA tied for the second-best mark among Atlanta's starting pitcher prospects (min. 75.0 IP).

COMPLETE RECORD

Year	Club	W-L	ERA	G	GS	CG	SHO	SV	IP	H	R	ER	HR	HB	BB	SO	WP	BK
2016	GCL Braves	0-3	1.52	11	1	0	0	0	29.2	32	9	5	1	3	4	32	2	1
2017	Rome	5-4	2.60	31	12	0	0	2	103.2	96	45	30	4	1	30	101	7	0
2018	Florida	7-10	4.18	24	24	1	1	0	118.1	120	61	55	5	6	58	99	3	0
Minor Totals		12-17	3.22	66	37	1	1	2	251.2	248	115	90	10	10	92	232	12	1

Bold indicates led league



GRANT DAYTON

75

LEFT-HANDED PITCHER

Full Name: **Grant A. Dayton**

Bats: **Left**

Throws: **Left**

Height: **6-2**

Weight: **210**

DOB: **November 25, 1987**

Opening Day Age: **31**

Born: **Huntsville, AL**

Resides: **Winter Haven, FL**

MLB Debut: **July 22, 2016**

MLB Service Time: **2.074**

Acquired: **Off waivers from Los Angeles (NL), November 20, 2017**

Contract Status: **Signed through 2019**

2018

- Missed the entire season recovering from left elbow reconstruction surgery on 8/29/17.

2017

- Made his first Opening Day roster and appeared in 29 games out of the bullpen for Los Angeles (NL) before suffering a full tear of the ulnar collateral ligament in his left elbow that ended his season in August...Also appeared in eight combined games at three levels of the Dodgers farm system.
- Underwent left elbow reconstruction surgery on August 29, 2017...Dr. Neal ElAttrache performed the operation in Los Angeles, CA.
- Did not allow a run in his first eight appearances of the season...Compiled a 7.16 ERA (13 ER/16.1 IP) over his final 21 games.
- In 15 road games, compiled a 2.70 ERA (4 ER/13.1 IP) and a .136 batting average against...In 14 home games, had a 7.84 ERA (9 ER/10.1 IP).
- Held lefties to a .171 average against (7-for-41).

2016

- The Dodgers selected his contract on 7/21 and he made his major league debut on 7/22, tossing 2.0 scoreless innings of relief at STL.
- Struck out 39 batters against just six walks in 26.1 innings of relief for the Dodgers...Recorded scoreless outings in 19 of his 25 appearances.

POSTSEASON

- Made seven postseason appearances for the Dodgers, allowing three runs on six hits in 3.1 innings of relief (8.10 ERA).

CAREER HIGHS

Most Innings Pitched

2.0, 4x, last: 8/31/16, LAD at COL

Most Runs

3, 2x, last: 7/21/17, LAD vs. ATL

Most Earned Runs

3, 7/21/17, LAD vs. ATL

Most Hits Allowed

3, 3x, last: 7/21/17, LAD vs. ATL

Most Home Runs Allowed

1, 9x, last: 7/24/17, LAD vs. MIN

Most Walks

2, 5/3/17, LAD vs. SF

Most Strikeouts

4, 8/6/16, LAD vs. BOS

Longest winning streak

1 game, 4/29/17

Longest losing streak

1 game, twice, last: 8/18/16

2015

- Combined to go 3-4 with one save and a 4.08 ERA (26 ER/57.1 IP) in 42 relief appearances with Triple-A New Orleans (Miami), Triple-A Oklahoma City and Double-A Tulsa (LAD)...Limited opposing hitters to a .239 batting average with a 1.13 WHIP.
- Traded to Los Angeles on 7/15 in exchange for left-handed pitcher Chris Reed.

MINOR LEAGUE HIGHLIGHTS

- Named a **2013** Southern League Mid-Season All-Star after making 30 appearances with Double-A Jacksonville...Following the **2012** season, played with the Phoenix Desert Dogs in the Arizona Fall League...Selected to the AFL Rising Stars Game.

AMATEUR

- Played three seasons at Auburn University (AL), earning Louisville Slugger Freshman All-America honors by Collegiate Baseball, as well as SEC All-Freshman Team honors in 2008...At Bob Jones High School (AL) was 2006 First Team All-State, and All-Metro 6A Super Team Pitcher of the Year.

PERSONAL

- He and his wife, Cori Dayton, DVM, have a son, Decker.

TRANSACTIONS

- Selected by the Florida Marlins in the 11th round of the 2010 First-Year Player Draft...Signed by Mark Willoughby.
- Acquired by the Los Angeles Dodgers from the Miami Marlins in exchange for LHP Chris Reed on July 15, 2015.
- On Los Angeles disabled list (strained left ribcage) from April 18 to April 29, 2017; included an injury rehabilitation assignment to Rancho Cucamonga (A).
- On Los Angeles disabled list (spine inflammation) from July 4 to July 20, 2017; included an injury rehabilitation assignment to AZL Dodgers (R) and Rancho Cucamonga (A).
- On Los Angeles disabled list (spine inflammation) from July 28 through end of the 2017 season
- Claimed off waivers by the Atlanta Braves, November 20, 2017.
- On Atlanta's disabled list (recovering from left elbow surgery) from February 14 through the end of the 2018 season.

2018 DELAYS & POSTPONEMENTS

The Braves had 20 games in 2018 that were delayed or postponed, including 14 at home. Nineteen delays were due to weather, while one game was delayed to due a light malfunction.

Date	Opponent	Time of Delay	Result
April 3	Washington	12 minutes (light malfunction)	W, 13-6
April 6	at Colorado	1 hour, 1 minute	W, 8-3
April 15	at Chicago (NL)	PPD - Rain (Rescheduled for May 14)	
April 22	New York (NL)	PPD - Rain (Rescheduled as split DH on May 28)	
May 17	Chicago (NL)	PPD - Rain (Rescheduled for August 30)	
May 28	New York (NL)	31 minutes - Game 1	W, 4-3
	New York (NL)	2 hours, 57 minutes - Game 2	L, 8-5
May 29	New York (NL)	41 minutes	W, 7-6
June 1	Washington	11 minutes	W, 4-0
June 16	San Diego	25 minutes	W, 1-0
June 22	Baltimore	11 minutes	L, 10-7 (15)
June 23	Baltimore	20 minutes	L, 7-5
June 25	Cincinnati	1 hour, 20 minutes	W, 5-4 (11)
July 21	at Washington	PPD - Rain (Rescheduled as split DH on August 7)	
July 22	at Washington	3 hours, 33 minutes	L, 6-2
July 31	Miami	1 hour, 27 minutes	W, 11-6
August 1	Miami	PPD - Rain (Rescheduled a split DH on August 13)	
August 21	at Pittsburgh	41 minutes	W, 6-1
August 29	Tampa Bay	1 hour, 47 minutes	L, 8-5
Sept. 25	at New York (NL)	32 minutes	W, 7-3

COMPLETE RECORD

Year	Club	W-L	ERA	G	GS	CG	SHO	SV	IP	H	R	ER	HR	HB	BB	SO	WP	BK	
2010	GCL Marlins	0-0	0.00	1	0	0	0	1	1.0	0	0	0	0	0	0	1	0	0	
	Jamestown	1-1	1.26	17	0	0	0	1	28.2	18	6	4	0	0	15	23	3	0	
2011	Greensboro	7-1	2.89	49	0	0	0	5	71.2	59	25	23	5	5	24	99	3	0	
	Jupiter	2-5	2.10	31	6	0	0	2	60.0	48	19	14	1	2	18	71	3	0	
2012	Jacksonville	2-1	4.15	7	0	0	0	0	13.0	12	6	6	2	0	4	19	0	0	
	Jacksonville	4-4	2.37	30	0	0	0	1	38.0	33	10	10	4	1	12	56	2	0	
2013	Jacksonville	0-1	1.10	11	0	0	0	3	16.1	17	2	2	0	0	4	18	0	0	
	New Orleans	2-2	3.72	39	0	0	0	1	55.2	53	24	23	10	1	22	61	1	0	
2014	New Orleans	2-1	2.83	25	0	0	0	0	35.0	25	11	11	1	1	5	35	4	0	
	Oklahoma City	1-1	9.26	9	0	0	0	0	11.2	16	12	12	1	1	3	13	2	0	
2015	Tulsa	0-2	2.53	8	0	0	0	1	10.2	9	3	3	0	0	7	17	2	0	
	Oklahoma City	2-2	2.48	26	0	0	0	4	36.1	22	12	10	2	1	8	63	0	0	
2016	Tulsa	3-0	2.30	12	0	0	0	1	15.2	8	6	4	0	1	3	28	0	0	
	Los Angeles (NL)	0-1	2.05	25	0	0	0	0	26.1	14	7	6	4	1	6	39	0	0	
2017	Los Angeles (NL)	1-1	4.94	29	0	0	0	0	23.2	19	13	13	5	0	12	20	0	0	
	Rancho Cucamonga	0-0	0.00	2	1	0	0	0	2.0	0	0	0	0	0	0	4	0	0	
2018	Oklahoma City	0-1	7.71	5	0	0	0	1	4.2	9	4	4	1	0	1	7	0	0	
	AZL Dodgers	0-0	0.00	1	1	0	0	0	1.0	0	0	0	0	0	1	2	0	0	
2018 Injured - Did Not Pitch																			
Minor Totals		26-22	2.83	273	8	0	0	21	401.1	329	140	126	27	13	127	517	20	0	
Major Totals		1-2	3.42	54	0	0	0	0	50.0	33	20	19	9	1	18	59	0	0	

DIVISIONAL RECORD

Year	Club, Opp	W-L	ERA	G	GS	CG	SHO	SV	IP	H	R	ER	HR	HB	BB	SO	WP	BK
2016	LAD vs. Wsh.	0-0	16.20	4	0	0	0	0	1.2	5	3	3	1	0	2	4	0	0

CHAMPIONSHIP RECORD

Year	Club, Opp	W-L	ERA	G	GS	CG	SHO	SV	IP	H	R	ER	HR	HB	BB	SO	WP	BK
2016	LAD vs. Chi.	0-0	0.00	3	0	0	0	0	1.2	1	0	0	0	0	0	2	0	0

MAJOR LEAGUE FIELDING RECORD

Position	PCT	G	PO	A	E	TC	DP
Pitcher	1.000	54	2	1	0	3	0

2018 BRAVES BY DAY AND MONTH

Day	Home	Road	Month	Home	Road
Monday (11-8)	6-4	5-4	March (2-1)	2-1	---
Tuesday (15-11)	6-6	9-5	April (14-10)	6-3	8-7
Wednesday (14-9)	7-4	7-5	May (17-12)	6-7	11-5
Thursday (11-6)	5-3	6-3	June (14-11)	9-6	5-5
Friday (10-17)	4-10	6-7	July (10-13)	5-6	5-7
Saturday (12-14)	6-8	6-6	August (17-13)	7-8	10-5
Sunday (17-7)	9-3	8-4	September (16-12)	8-7	8-5
Total	43-38	47-34	Total	43-38	47-34



JOSH DONALDSON

20

INFIELDER

Full Name: **Joshua Adam Donaldson**

Bats: **Right**

Throws: **Right**

Height: **6-1**

Weight: **210**

DOB: **12/8/85**

Opening Day Age: **33**

Born: **Pensacola, FL**

Resides: **Daphne, AL**

MLB Debut: **April 30, 2010**

MLB Service Time: **6.158**

Acquired: **Signed as a free agent, November 27, 2018**

Contract Status: **Signed through 2019**

2018

- Split the season between Toronto and Cleveland, while also going to the disabled list, first with right shoulder inflammation (4/11-5/3) and then with a left calf strain (5/29-9/11).
- Appeared in 36 games with Toronto and hit .234 (32-for-137) with five home runs before he was dealt to Cleveland at the August trade deadline.
 - A Cleveland acquired him 20 minutes before the 8/31 waiver trade deadline and he reported to the club the following day.
 - A Placed on the 10-day D.L. on 9/3 (retroactive to 9/1) and began a rehab assignment that day with Columbus (AAA), hitting a grand slam in his first game off Toledo's Warwick Saupold.
- Made his Cleveland debut on Sept. 11.
 - A Appeared in 16 games with the Indians, compiling a .280 (14-for-50; .920 OBP) average and three home runs to end the season.
- Overall with Cleveland, he made 12 starts at third base and two starts at DH...He was 12-for-35 (.343) with a 1.020 OPS over his last 11 games to end the season, 9/19-30.
- Connected for his fifth career grand slam; his second of the season, on 9/28 at KC (hit first grand slam, 4/9 at BAL with the Blue Jays)
- Began a rehab assignment in Dunedin (A) on 8/28, appearing in two games prior to the trade.
- Sixteen of his 32 hits with Toronto were for extra-bases...Homered in both games of a doubleheader on 5/3 at CLE, collecting four extra-base hits on the day in his first game off his first trip to the DL.
 - A Became the 11th Toronto batter to homer in both games of a doubleheader.

CAREER HIGHS

Most Runs

5, 5/26/15, TOR vs. CWS

Most Hits

5, 9/9/14, OAK at CWS

Most Doubles

2, 21x, last: 5/22/18, TOR vs. LAA

Most Triples

1, 12x, last: 6/28/16, TOR at COL

Most Home Runs

3, 8/28/16, TOR vs. MIN

Most RBI

6, 8/22/15, TOR at LAA

Most Walks

4, 9/26/18, CLE at CWS

Most Stolen Bases

2, 4/25/15, TOR at TB

Longest Hitting Streak

12 games, 8/21/16-9/3/16

- Finished one home run shy of the Toronto record for most career homers by a third baseman (Kelly Gruber, 107).

POSTSEASON

- Went 1-for-11 (.091) in three games against Houston in the ALDS.

CAREER RECAP

- Is a three-time All-Star (2014-2016) and two-time Silver Slugger (2015-2106), and won the 2015 American League Most Valuable Player Award... Named AL Player of the Month for September, 2013.
 - Also named the 2015 Player of the Year by the *Sporting News* and by his peers (Players Choice Award)...Also won the 2015 Hank Aaron Award as the A.L.'s best hitter.
- Has gone to the postseason in six different years, and has hit .275 (36-for-131) with four home runs in 34 career playoff games.
- Went to the disabled list for the first time in his career, 4/14-5/26/17 (right calf strain)...Went two more times in 2018.
- Made his major league debut with OAK on 4/30/10 at TOR and, the next day, homered off Dana Eveland for his first hit.
- Converted from catcher to a third baseman during the spring of 2012...Has made starts in his career at third base (797), designated hitter (59), catcher (8), shortstop (2) and first base (1).
 - Made his first career start at shortstop on 8/20/17 at CHI, becoming the first player to make his MLB debut as a catcher and then later start at shortstop since 1971, when Ron Brand accomplished the feat with Montreal.
- In 2013, became the eighth player in Oakland history to hit at least .300 with 20 or more home runs and 90 or more RBI, and the first since Miguel Tejada in 2002.
- Finished eighth in the MVP voting in 2014, while earning his first All-Star selection.
 - Participated in the 2014 Home Run Derby and lost in a tie breaker to teammate Yoenis Céspedes in the first round.
 - Had a career-long 0-for-33 streak, 6/6-15/14.
- Traded to Toronto on November 28, 2014 for INF Brett Lawrie, RHP Kendall Graveman, LHP Sean Nolin and INF Franklin Barreto.
- Hit a career-most 41 home runs, led the American League with 123 RBI, and led the majors with 122 runs in 2015, finishing first in the MVP voting ahead of second-place Mike Trout of Los Angeles...Became the second Blue Jay to win the award (George Bell, 1987).
 - Collected his first career leadoff home run in his first career start in the leadoff position on 5/1/15 at CLE.
 - Homered in a career-best four consecutive contests from 5/25-29/15.
 - Led the majors with 14,090,188 votes for the 2015 All-Star Game and set a new all-time single-season voting record, surpassing Josh Hamilton's 2012 total of 11,073,744.
 - Recorded 35 RBI in August, 2015, marking a new club record for most RBI in any month that was also matched that month by Edwin Encarnación...Along with Encarnación, joined Babe Ruth and Lou Gehrig (June 1930/July 1931) as the only teammates with 10+ HR and 35+ RBI in the same month.
 - Hit his 41st home run of the year, a game-ending shot, on 9/27 vs. TB...Marked his club record-setting third walk-off homer of 2015.
 - Became the third player in club history to record 40 doubles and 40 home runs in the same season (Shawn Green, 1999; Carlos Delgado, 2000).
- Earned his third consecutive All-Star nod in 2016 after becoming the sixth player in AL history to score 80 runs and hit 20 home runs prior to the All-Star break (Lou Gehrig, 1936; Ted Williams, 1946; Reggie Jackson, 1969; Frank Thomas, 1994; Alex Rodríguez, 2000).
- Hit a career-high three home runs on 8/28/16 vs. MIN.
- Hit 24 home runs following the All-Star break in 2017 to lead the American League.

AMATEUR

- Named ALISA Player of the Year and Alabama Gatorade Player of the Year during his senior year at Faith Academy.
- In his three-year career at Auburn University, he hit 28 home runs and batted .307...Selected as the third baseman for the NCAA All-Region Tournament Team in 2005...In 2006, he led the team with 10 home runs...In 2007, he led the Tigers with a .349 batting average and 54 RBI.

TRANSACTIONS

- Selected by the Chicago Cubs in the first round (48th overall, supplemental) of the 2007 First-Year Player Draft...Signed by Bob Rossi/
- Acquired by the Oakland Athletics along with RHP Sean Gallagher, OF Matt Murton and OF Eric Patterson from the Chicago Cubs in exchange for RHP Chad Gaudin and RHP Rich Harden on July 8, 2008.
- Acquired by the Toronto Blue Jays from the Oakland Athletics in exchange for INF Brett Lawrie, RHP Kendall Graveman, LHP Sean Nolin and INF Franklin Barreto on November 28, 2014.
- On Toronto's disabled list (right calf strain) from April 14 to May 25, 2017.
- On Toronto's disabled list (right shoulder inflammation) from April 11 to May 3, 2018; included a rehabilitation assignment with Dunedin (A).
- On Toronto's disabled list (left calf strain) from May 29 to August 31, 2018; included a rehabilitation assignment with Dunedin (A).
- Acquired by the Cleveland Indians from the Toronto Blue Jays in exchange for a player to be named later on August 31, 2018.
- On Cleveland's disabled list (left calf strain) from September 1 to September 11, 2018; included rehabilitation assignment with Columbus (AAA).
- Signed by the Atlanta Braves to a one-year contract on November 27, 2018.

FRONT OFFICE

MANAGER & STAFF

JOSH DONALDSON

SEASON IN REVIEW

PLAYER DEVELOPMENT

BRAVES HISTORY

OPPONENTS

MISCELLANEOUS

COMPLETE RECORD

Year	Club	AVG	G	AB	R	H	2B	3B	HR	RBI	SH	SF	HP	BB	SO	SB-CS	OBP	SLG	E
2007	AZL Cubs	.182	4	11	1	2	2	0	0	0	0	0	0	2	4	0-1	.308	.364	1
	Boise	.346	49	162	37	56	11	2	9	35	0	1	2	37	34	6-2	.470	.605	4
2008	Peoria	.217	63	235	27	51	13	0	6	23	0	0	2	17	41	7-1	.276	.349	8
	Stockton	.330	47	188	37	62	13	2	9	39	0	0	2	17	29	0-2	.391	.564	10
2009	Midland	.270	124	455	67	123	37	1	9	91	3	2	1	80	92	7-2	.379	.415	20
2010	Sacramento	.238	86	294	52	70	14	1	18	67	0	7	2	45	79	3-1	.336	.476	9
	Oakland	.156	14	32	1	5	1	0	1	4	0	0	0	2	12	0-0	.206	.281	2
2011	Sacramento	.261	115	444	79	116	28	0	17	70	0	2	6	51	100	13-4	.344	.439	20
2012	Oakland	.241	75	274	34	66	16	0	9	33	0	1	5	14	61	4-1	.289	.398	13
	Sacramento	.335	51	209	38	70	12	2	13	45	0	1	1	23	34	5-2	.402	.598	5
2013	Oakland	.301	158	579	89	174	37	3	24	93	1	6	6	76	110	5-2	.384	.499	16
2014	Oakland	.255	158	608	93	155	31	2	29	98	0	4	7	76	130	8-0	.342	.456	23
2015	Toronto	.297	158	620	122	184	41	2	41	123	2	10	6	73	133	6-0	.371	.568	18
2016	Toronto	.284	155	577	122	164	32	5	37	99	2	3	9	109	119	7-1	.404	.549	14
2017	Toronto	.270	113	415	65	112	21	0	33	78	0	2	3	76	111	2-2	.385	.559	14
	Dunedin	.400	2	5	0	2	0	0	0	1	0	0	1	1	2	0-0	.571	.400	1
2018	Toronto	.234	36	137	22	32	11	0	5	16	0	1	0	21	44	2-0	.333	.423	3
	Dunedin	.400	4	10	1	4	0	0	1	3	0	0	0	2	0	0-0	.500	.700	2
	Columbus	.500	1	2	1	1	0	0	1	4	0	0	0	1	0	0-0	.667	2.000	0
	Cleveland	.280	16	50	8	14	3	0	3	7	0	0	0	10	10	0-0	.400	.520	2
Minor Totals		.276	546	2015	340	557	130	8	83	378	3	13	17	276	415	41-15	.366	.472	80
Major Totals		.275	883	3292	556	906	193	12	182	551	5	27	36	457	730	34-6	.367	.507	105

Bold indicates led league

WILD CARD GAME RECORD

Year	Club, Opp.	AVG	G	AB	R	H	2B	3B	HR	RBI	SH	SF	HP	BB	SO	SB	CS	E
2014	Oak. vs. KC	.400	1	5	1	2	0	0	0	0	0	0	0	1	2	0	0	0
2016	Tor. vs. Bal.	.400	1	5	1	2	1	0	0	0	0	0	0	0	1	0	0	0
W.C. Totals		.400	2	10	2	4	1	0	0	0	0	0	0	1	3	0	0	0

DIVISION SERIES RECORD

Year	Club, Opp.	AVG	G	AB	R	H	2B	3B	HR	RBI	SH	SF	HP	BB	SO	SB	CS	E
2012	Oak. vs. Det.	.294	5	17	1	5	1	0	0	0	0	0	0	1	4	0	0	0
2013	Oak. vs. Det.	.143	5	21	0	3	0	0	0	0	0	0	0	1	8	0	0	0
2015	Tor. vs. Tex.	.222	5	18	5	4	1	0	2	4	0	0	0	3	4	0	0	1
2016	Tor. vs. Tex.	.538	3	13	4	7	4	0	0	3	0	0	0	1	3	0	0	0
2018	Cle. vs. Hou.	.091	3	11	0	1	0	0	0	0	0	0	0	1	4	0	0	0
D.S. Totals		.250	21	80	10	20	6	0	2	7	0	0	0	7	23	0	0	1

CHAMPIONSHIP SERIES RECORD

Year	Club, Opp.	AVG	G	AB	R	H	2B	3B	HR	RBI	SH	SF	HP	BB	SO	SB	CS	E
2015	Tor. vs. KC	.261	6	23	4	6	2	0	1	4	0	0	1	3	6	1	0	0
2016	Tor. vs. Cle.	.333	5	18	1	6	1	0	1	2	0	0	0	2	3	0	0	0
C.S. Totals		.293	11	41	5	12	3	0	2	6	0	0	1	5	9	1	0	0

ALL-STAR GAME RECORD

Year	Club, Site	AVG	G	AB	R	H	2B	3B	HR	RBI	SH	SF	HP	BB	SO	SB	CS	E
2014	A.L., Min.	.000	1	2	0	0	0	0	0	0	0	0	0	0	1	0	0	0
2015	A.L., Cin.	--	1	0	0	0	0	0	0	0	0	0	0	2	0	0	0	1
2016	A.L., SD	.000	1	1	0	0	0	0	0	0	0	0	0	0	0	0	0	0
All-Star Totals		.000	3	3	0	0	0	0	0	0	0	0	0	2	1	0	0	1

MAJOR LEAGUE FIELDING RECORD

Position	PCT	G	PO	A	E	TC	DP
Third Base	.956	805	657	1515	101	2273	158
Catcher	.972	10	64	5	2	71	0
First Base	.867	5	11	2	2	15	3
Shortstop	1.000	5	4	3	0	7	0

2018 HITTING STREAKS OF 10 OR MORE GAMES

Player	Dates	Games	Avg. (H-AB)	HR	RBI
Freddie Freeman	May 19 - June 3	16	.375 (24-64)	1	8
Freddie Freeman	July 29 - August 13 [Gm. 1]	14	.370 (20-54)	1	5
Nick Markakis	April 23 - May 5	12	.479 (23-48)	4	14
Ozzie Albies	June 17 - July 1	11	.431 (22-51)	1	7
Nick Markakis	July 6 - July 23	11	.341 (15-44)	0	4
Nick Markakis	August 5 - August 14	11	.422 (19-45)	2	9
Ronald Acuña Jr.	August 8 - August 18	11	.467 (21-45)	8	15
Ender Inciarte	April 16 - April 26	10	.383 (18-47)	0	3
Freddie Freeman	June 5 - June 16	10	.432 (16-37)	6	9
Johan Camargo	June 22 - July 4	10	.357 (15-42)	2	7



ADAM DUVALL

23

OUTFIELDER

Full Name: **Adam Duvall**

Bats: **Right**

Throws: **Right**

Height: **6-1**

Weight: **215**

DOB: **September 4, 1988**

Opening Day Age: **30**

Born: **Louisville, KY**

Resides: **Louisville, KY**

MLB Debut: **June 26, 2014**

MLB Service Time: **3.096**

Acquired: **Trade with Cincinnati, July 30, 2018**

Contract Status: **Signed through 2019**

2018

- Split the season between Cincinnati and Atlanta, joining the Braves after a 7/30 trade from Cincinnati for RHPs Matt Wisler and Lucas Sims and OF Preston Tucker...Marked the second time in his career he was traded on 7/30; went to Cincinnati from San Francisco in 2015 for Mike Leake.
- Hit .205 (68-for-331) with 15 home runs and 61 RBI in 105 games for the Reds...Hit .132 (7-for-53) with one extra-base hit (a double) and no RBI in 33 games for the Braves.
 - ▲ While with Cincinnati, homered once every 18.3 at-bats...Finished the season on a 68 at-bat homerless streak.
- Named a left field finalist for the Rawlings Gold Glove Award...Finished with 17 defensive runs saved, the most by a left fielder in the N.L.
- Started 82 of his 105 games with Cincinnati...Made nine starts with Atlanta.
- Made his Braves debut on 8/2 at NYM...Went 0-for-3 with a walk.
- Collected his first hit in a Braves uniform on 8/4 at NYM, singling as a pinch hitter.
 - ▲ Went 6-for-31 (.194) with one extra-base hit as a pinch hitter, including 3-for-17 (.176) in that role with Atlanta.
- Hit .381 (8-for-21) with two home runs with the bases loaded...Was one of nine National League players to hit multiple grand slams...Boston's Xander Bogaerts was the only major leaguer to hit three.
 - ▲ The grand slams marked the second and third of his career...His first slam of the season came on 5/30 at ARI (off Patrick Corbin) and his next home run was also a grand slam: 6/13 at KC (off Jason Adam).

CAREER HIGHS

Most Runs

4, 9/26/16, CIN at STL

Most Hits

4, 2x, 4/30/17, CIN at STL

Most Doubles

3, 4/30/17, CIN at STL

Most Triples

1, 9x, last: 8/5/17, CIN vs. STL

Most Home Runs

2, 4x, last: 5/28/17, CIN at PHI

Most RBI

5, 3x, last: 5/28/17, CIN at PHI

Most Walks

3, 2x, last: 5/19/18, CIN vs. CHI

Most Stolen Bases

1, 13x, last: 4/29/18, CIN at MIN

Longest Hitting Streak

8 games, 6/2-6/10/16

2017

- Established career highs in games, hits, batting average, doubles and total bases.
 - ▲ Ranked among the National League leaders in extra-base hits (5th), doubles (T7th), HR (T10th) and RBI (12th).

- Joined Adam Dunn as the only left fielders in Reds history to produce in a season at least 35 doubles and 31 HR...Dunn had 35 doubles and 40 homers in 2005.
- For the second consecutive season was a finalist for the Rawlings Gold Glove Award for left fielders.
- Led all major league outfielders with 15 assists, most by a Reds outfielder since Pete Rose had 15 assists in 1973.
- Prior to the All-Star break hit .278 with 27 doubles, 20 HR and 61 RBI...During the second half hit .212 with 10 doubles, 11 HR and 38 RBI.
- Made his first 132 starts of the season batting cleanup, then in his last 17 starts beginning 9/10 hit fourth once, fifth four times, sixth four times and seventh eight times.
- In May led the major leagues with 28 RBI, the most by a Reds batter in any calendar month since Jay Bruce's 33 RBI in May 2011.
- In the second inning of the 9-3 win on 4/18 vs BAL, snapped an 0-for-13 skid with his first career grand slam (off Kevin Gausman).
- In the 5-4 win on 4/30 at STL, tied his career high with four hits and became the first Reds batter with three doubles in a game since Ryan Ludwick on 6/15/14 vs MIL.
- With one out and the bases loaded in the 11th inning of the 4-3 win on 7/19 vs ARI, produced his first career walk-off hit, an RBI-single off T.J. McFarland.
- Homered in two consecutive games six times... Twice in his career homered in three consecutive games (5/3-5/5, 2016 & 6/2-6/4, 2016).
- Hit his last home run of the season on 8/29 vs NYM (two-run shot off Chasen Bradford)... Finished the season with 29 homerless appearances, the longest power drought of his career.
- Was Cincinnati's 2017 recipient of the Heart & Hustle Award for his passion for the game.
- Became the ninth player in Reds history with at least 31 doubles, 33 homers and 103 RBI, and the first since Joey Votto went 36-37-113 in his 2010 MVP season.
- Became the 13th player in Reds history with at least 30 doubles, 30 homers and 100 RBI in a season, and the first since Jay Bruce went 43-30-109 in 2013.
- Led all major league left fielders in triples (tied w/ Brett Gardner), home runs (tied w/ Justin Upton), RBI and extra-base hits.
- Was one of only seven players in the majors with at least 31 doubles, 33 homers and 103 RBI (Nolan Arenado, Miguel Cabrera, Robinson Cano, Edwin Encarnacion, Matt Kemp, David Ortiz).
- Became only the seventh player in modern Reds history whose primary position was left field to produce at least 30 home runs in a season (Adam Dunn 2004-2008, Greg Vaughn 1999, Kevin Mitchell 1994, George Foster 1977-1979, Frank Robinson 1956, Hank Sauer 1948).
- Became only the second Reds batter to produce at least 20 doubles, 23 HR and 61 RBI prior to the All-Star Game (since 1933), joining Johnny Bench in 1970 (23 2B, 28 HR, 79 RBI).
- In May tied for the major league lead in homers (11, Oak's Khris Davis) and ranked second in the NL in RBI (24) and slugging (.691)...His 11 homers in May fell one short of the club record for that month (Eric Davis 1987, Jay Bruce 2011).

2015

- Among all minor league batters ranked tied for fifth with 30 home runs (Sacramento 26, Louisville 4) and tied 23rd with 87 RBI (Sacramento 80, Louisville 7).
- Began the season at Sacramento...When acquired from the Giants on 7/30, led the Pacific Coast League in home runs (25) and total bases (218) while ranking among the league leaders in RBI (2nd) and extra-base hits (53, 2nd).
- Was PCL Player of the Week in April, a mid-season PCL All-Star and Minor League Baseball's PCL Player of the Month for July (10 HR, 31 RBI, 18 extra-base hits, .704 slugging percentage, 1.082 OPS).
- After the trade, made 25 appearances for Louisville before he was promoted to Cincinnati on 8/31...
- Snapped a 5-5 tie with a two-run homer off Justin Grimm, 8/31 at CHI...Became the first batter to homer in his first plate appearance for the Reds since Ryan Jorgensen on 8/15/07, also at Cubs (off Ted Lilly).

2016

- Was selected to his first All-Star team by National League players, managers and coaches.
- Was a finalist for the Rawlings Gold Glove Award for left fielders.
- Ranked among the National League leaders in homers (T6th), RBI (5th) and extra-base hits (70).
- Homered an average of once every 16.7 at bats, sixth-best in the NL.
- Led the club in triples, homers, RBI and extra-base hits.

- Homered in consecutive pinch-hit appearances dating to 9/28/14 for the Giants (off SD's Tim Stauffer).
- Made 17 starts for the Reds (15 games in LF, 2 games at 1B), including five of the last six games of the season.
- His first four hits for the Reds were three homers and a double...Became the first Reds batter to produce home runs for his first three hits since Brian R. Hunter in 1994.

2014

- While with Fresno was a Pacific Coast League, Milb.com Organizational and *Baseball America* Triple-A All-Star.
- In just 98 games produced 27 homers and 90 RBI while hitting .298.
- Ranked second in the PCL in slugging and third in RBI.
- Made his major league debut by appearing in 28 games during four stints with the Giants, including 17 starts at first base.
- In his first career appearance, on 6/26 vs CIN, homered off Mike Leake for his first career hit.
- Was on the Giants' Wild Card roster but did not appear in the playoff game against the Pirates.

2013

- Spent the season at Double-A Richmond...Missed 23 games with a sprained left thumb in April and May.
- Was named Eastern League Player of the Week for 4/4-4/14 (.378, two homers, 10 RBI).
- Following the season played for Margarita in the Venezuelan Winter League.
- On 11/20 was added to the Giants' 40-man roster.

2012

- In an All-Star season at Single-A San Jose, led the California League with 30 homers to establish a single-season club record (26 homers, Tim Flaherty, 2001).
- Led all Single-A batters in home runs and became the fifth player in club history to produce at least 100 RBI.

2011

- Was a South Atlantic League All-Star at Single-A Augusta.

PERSONAL

- Grew up in Louisville, where he attended Butler High School, and played at Western Kentucky University, Chipola Junior College in Florida and the University of Louisville.
- While a junior at Butler High suffered a cracked lower vertebrae while making a diving catch... Finished that season, but then had surgery and missed his senior year.
- As a junior at Louisville started all 65 games and batted .328 with 11 home runs and 51 RBI... Served as the squad's captain.

TRANSACTIONS

- Selected by the San Francisco Giants in the 11th round of the 2010 First-Year Player Draft...Signed by Kevin Christman.
- Acquired by the Cincinnati Reds along with RHP Keury Mella from the San Francisco Giants in exchange for RHP Mike Leake on July 30, 2015.
- Acquired by the Atlanta Braves from the Cincinnati Reds in exchange for RHP Lucas Sims, RHP Matt Wisler and OF Preston Tucker on July 30, 2018.



COMPLETE RECORD

Year	Club	AVG	G	AB	R	H	2B	3B	HR	RBI	SH	SF	HP	BB	SO	SB-CS	OBP	SLG	E
2010	Salem-Keizer	.245	54	192	30	47	10	1	4	18	3	1	7	14	45	2-3	.318	.370	8
2011	Augusta	.285	116	431	69	123	30	4	22	87	1	5	14	59	98	4-4	.385	.527	27
2012	San Jose	.258	134	534	101	138	24	4	30	100	1	6	10	47	116	8-2	.327	.487	29
2013	Richmond	.252	105	385	61	97	23	4	17	58	2	3	5	35	72	2-1	.320	.465	18
2014	Fresno	.298	91	359	67	107	21	3	27	90	0	0	5	30	82	2-0	.360	.599	15
	San Francisco	.192	28	73	8	14	2	0	3	5	0	0	1	3	20	0-0	.234	.342	1
2015	Sacramento	.281	100	402	60	113	25	2	26	80	0	6	4	25	91	4-1	.325	.547	16
	Louisville	.189	25	95	11	18	4	0	4	7	0	0	3	6	23	1-0	.260	.358	0
	Cincinnati	.219	27	64	6	14	2	0	5	9	0	0	2	6	26	0-0	.306	.484	0
2016	Cincinnati	.241	150	552	85	133	31	6	33	103	0	8	6	41	164	6-5	.297	.498	8
2017	Cincinnati	.249	157	587	78	146	37	3	31	99	0	11	10	39	170	5-3	.301	.480	6
2018	Cincinnati	.205	105	331	40	68	19	0	15	61	0	1	4	34	100	2-2	.286	.399	2
	Atlanta	.132	33	53	8	7	1	0	0	0	0	0	1	3	17	0-0	.193	.151	0
Minor Totals		.268	625	2398	399	643	137	18	130	440	7	21	48	216	527	23-11	.338	.503	113
Atlanta Totals		.132	33	53	8	7	1	0	0	0	0	0	1	3	17	0-0	.193	.151	0
Major Totals		.230	500	1660	225	382	92	9	87	277	0	20	24	126	497	13-10	.291	.454	17

ALL-STAR GAME RECORD

Year	Club, Opp.	AVG	G	AB	R	H	2B	3B	HR	RBI	SH	SF	HP	BB	SO	SB	CS	E
2016	N.L., SD	.000	1	1	0	0	0	0	0	0	0	0	0	1	0	0	0	0

MAJOR LEAGUE FIELDING RECORD

Position	PCT	G	PO	A	E	TC	DP
Left Field	.981	404	740	30	15	785	3
First Base	.993	43	257	22	2	281	24
Right Field	1.000	8	5	0	0	5	0
Third Base	1.000	5	1	2	0	3	0





NON-ROSTER INVITEE

PEDRO FLORIMÓN

50

INFIELDER

Full Name: **Pedro Alexander Florimón Jr.**

Bats: **Switch**

Throws: **Right**

Height: **6-2**

Weight: **185**

DOB: **December 10, 1986**

Opening Day Age: **32**

Born: **La Romana, DR**

Resides: **Tiffin, IA**

MLB Debut: **September 10, 2011** MLB Service Time: **3.126**

Acquired: **Signed to a minor-league contract, November 22, 2018**

Contract Status: **Signed through 2019**

2018

- Appeared in 50 games with Philadelphia and batted .225/.276/.423 in 71 at-bats...Made his third career Opening Day roster, and his first since 2014 with Minnesota.
- Missed 82 games after suffering a right foot fracture...Was placed on the disabled list on 5/30 prior to being reinstated on 9/1.
 - Appeared in 15 rehab games between Triple-A Lehigh Valley, Double-A Reading, High-A Clearwater, the GCL Phillies East and the GCL Phillies West.
- Made two appearances as a pitcher, his first appearances on the mound in the majors... Combined to allow one hit, one walk, and two runs in 2.0 innings.
 - Made his pitching debut on 3/31 at ATL and allowed a two-run home run to Lane Adams...Was the first Phillies position player to pitch since Andrés Blanco on 6/7/17, also at Atlanta.
 - On 5/18 at StL, became the first Phillies position player to hit a home run while in a game as a pitcher in the modern era (since 1900) and first MLB player to do it since the Cubs' David Ross on 7/26/15.
- Homered on 5/17 at StL for the first time since 9/27/13 ... Went 220 at-bats (240 plate appearances) between home runs
 - Homered again the very next day, 5/18 at StL, and homered in consecutive games for the first time in his career.
- Made nine starts defensively, including eight at shortstop and one at second base.

CAREER HIGHS

Most Runs

3, 8/20/2012, MIN at OAK

Most Hits

3, 2x, last: 5/31/2013, MIN vs. SEA

Most Doubles

1, 35x, last: 9/26/2018, PHI at COL

Most Triples

1, 7x, last: 5/10/2018, PHI vs. SF

Most Home Runs

1, 12x, last: 5/18/2018, PHI at STL

Most RBI

3, 4x, last: 8/20/2017, PHI at SF

Most Walks

2, 5x, last: 8/16/2015, PIT at NYM

Most Stolen Bases

2, 8/28/13, KC at MIN

Longest Hitting Streak

7, 8/27/17-9/2/17

CAREER RECAP

- Has appeared in 321 games across parts of eight major league seasons...Played for Baltimore (2011), Minnesota (2012-14), Pittsburgh (2015-16) and Philadelphia (2017-18).

- Made his major league debut with Baltimore on 9/10/11 at Toronto and started at shortstop... Logged his first hit in his fourth career game, a game-tying, two-run double off Brad Penny on 9/25/11 at Detroit.
 - *A* Was claimed off waivers from Baltimore by the Twins in December of 2011 and spent the next three seasons in Minnesota's organization.
- Spent the entire 2013 season with the Twins and established career highs in nearly every offensive category.
 - *A* Received the 2nd annual Jim Kaat Award as Minnesota's Defensive Player of the Year, voted on by the Twin Cities chapter of the BBWAA.
 - *A* Went 30 consecutive games without committing an error, 4/27-6/4. Ranked seventh among A.L. shortstops with 133 games played.
- Has appeared defensively at seven different positions, including 257 career games at shortstop...Has also made appearances at second base (16 games), center field (nine games), right field (six games), third base (two games), pitcher (two games) and left field (one game).
- Was a Carolina League Mid-Season All-Star in 2009 while with Frederick.
- Made his professional debut in 2004 with the DSL Orioles.

PERSONAL

- He and his wife, Savanna Sue Walls have three children: Marley Katerine (6/11/11), Elodie Casey (2/1/14) and Auden Alexander (11/2/16)...Attended Colegio Mercedes Laura.

TRANSACTIONS

- Signed by the Baltimore Orioles as a non-drafted free agent on June 18, 2004...Signed by Carlos Bernhardt.
- Claimed by the Minnesota Twins off waivers from the Baltimore Orioles on December 5, 2011.
- Claimed by the Washington Nationals off waivers from the Minnesota Twins on September 18, 2014.
- Claimed by the Pittsburgh Pirates off waivers from the Washington Nationals on November 20, 2014.
- Signed by the Philadelphia Phillies to a minor-league contract on December 17, 2016.
- On Philadelphia 60-day disabled list (right ankle dislocation) from September 5 to November 2, 2017.
- On Philadelphia 60-day disabled list (right foot fracture) from May 30 to September 1, 2018... Included rehabilitation assignment to Lehigh Valley (AAA), Reading (AA), Clearwater (A+), the GCL Phillies East and the GCL Phillies West.
- Signed by the Atlanta Braves to a minor-league contract on November 22, 2018.

2018 BRAVES MONTHLY BATTING/PITCHING TOTALS

Month	G	Avg.	Runs	HR	W-L	Sv-Op	ERA	SO-BB
March/April	27	.228	113	25	16-11	4-6	3.64	257-136
May	29	.245	111	25	17-12	9-12	3.59	234-96
June	25	.217	102	28	14-11	7-13	3.82	230-84
July	23	.235	110	33	10-13	4-4	4.68	198-89
August	30	.231	102	21	17-13	8-13	3.03	267-89
September	28	.218	119	21	16-12	8-12	3.98	237-141

COMPLETE RECORD

Year	Club	AVG	G	AB	R	H	2B	3B	HR	RBI	SH	SF	HP	BB	SO	SB-CS	OBP	SLG	E
2006	Bluefield	.333	33	120	23	40	6	1	1	8	1	1	0	28	29	7-6	.456	.425	20
	Aberdeen	.248	26	105	13	26	4	1	0	5	0	0	1	13	26	0-0	.336	.305	5
2007	Delmarva	.197	111	371	50	73	14	1	4	34	13	3	3	28	107	16-6	.257	.272	36
2008	Delmarva	.223	81	269	28	60	18	1	0	19	3	3	3	27	97	13-2	.298	.297	21
	Frederick	.267	115	430	76	115	32	5	9	68	4	5	5	42	107	26-9	.336	.428	35
2009	Bowie	.091	7	22	0	2	0	0	0	1	1	0	0	1	9	0-0	.130	.091	1
	Bowie	.183	37	120	16	22	3	0	1	12	2	1	0	11	31	4-1	.250	.233	13
	Aberdeen	.158	5	19	1	3	0	0	0	0	0	0	0	1	6	0-1	.200	.158	0
2010	Frederick	.288	62	222	32	64	10	4	4	33	0	3	7	20	52	8-5	.361	.423	14
	Bowie	.267	133	454	53	121	27	4	8	60	6	4	5	51	114	15-12	.344	.396	26
2011	Baltimore	.125	4	8	1	1	1	0	0	2	1	0	0	1	6	0-0	.222	.250	1
	New Britain	.283	30	113	11	32	4	0	2	8	3	0	0	11	28	7-1	.347	.372	3
	Rochester	.251	83	311	38	78	16	2	3	27	7	1	3	23	89	6-7	.308	.344	9
2012	Minnesota	.219	43	137	16	30	5	2	1	10	3	0	0	10	30	3-1	.272	.307	7
	Minnesota	.221	134	403	44	89	17	0	9	44	5	3	2	33	115	15-6	.281	.330	18
2013	Minnesota	.092	33	76	7	7	1	1	0	1	2	0	0	8	22	6-0	.179	.132	2
	Rochester	.257	85	280	38	72	17	4	4	29	0	3	1	30	82	12-2	.328	.389	18
2014	Indianapolis	.245	64	196	21	48	12	3	2	18	4	2	0	21	55	12-3	.315	.367	9
	Pittsburgh	.087	24	23	5	2	0	1	0	1	0	0	0	2	12	1-0	.160	.174	2
2015	Indianapolis	.255	107	298	36	76	12	4	5	36	4	4	1	33	87	14-4	.327	.372	4
	Pittsburgh	.208	18	24	4	5	1	1	0	4	0	0	0	1	12	0-1	.240	.333	0
2016	Lehigh Valley	.265	90	310	32	82	13	1	10	33	1	2	6	34	94	4-3	.347	.410	6
	Philadelphia	.348	15	46	6	16	4	1	0	6	0	0	0	3	16	0-0	.388	.478	0
2017	Philadelphia	.225	50	71	13	16	6	1	2	5	0	0	0	5	30	1-2	.276	.423	2
	GCL Phillies East	.000	1	1	0	0	0	0	0	0	0	0	0	1	0	0-0	.500	.000	0
	GCL Phillies West	.250	1	4	1	1	0	0	0	0	0	0	0	0	1	0-0	.250	.250	0
	Clearwater	.222	6	18	4	4	1	1	0	1	0	0	2	3	8	0-0	.391	.389	0
	Reading	.222	4	18	2	4	0	0	1	1	0	0	0	2	5	0-0	.300	.389	1
2018	Lehigh Valley	.214	3	14	1	3	0	0	0	3	0	0	0	4	0-0	.214	.214	0	
Minor Totals		.251	1084	3695	476	926	189	32	54	396	49	32	37	380	1031	144-62	.324	.363	221
A.L. Totals		.204	214	624	68	127	24	3	10	57	11	3	2	52	173	24-7	.266	.300	28
N.L. Totals		.238	107	164	28	39	11	4	2	16	0	0	0	11	70	2-3	.286	.390	4
Major Totals		.211	321	788	96	166	35	7	12	73	11	3	2	63	243	26-10	.270	.319	32

MAJOR LEAGUE FIELDING RECORD

Position	PCT	G	PO	A	E	TC	DP
Second Base	1.000	16	13	16	0	29	3
Third Base	--	2	0	0	0	0	0
Center Field	1.000	9	14	0	0	14	0
Right Field	1.000	6	1	0	0	1	0
Shortstop	.971	257	376	685	32	1093	162



TYLER FLOWERS

25

CATCHER

Full Name: **Cole Tyler Flowers**

Bats: **Right**

Throws: **Right**

Height: **6-4**

Weight: **260**

DOB: **January 24, 1986**

Opening Day Age: **33**

Born: **Roswell, GA**

Resides: **Woodstock, GA**

MLB Debut: **September 3, 2009** MLB Service Time: **7.148**

Acquired: **Signed as a free agent, December 15, 2015**

Contract Status: **Signed through 2019**

2018

- In his 10th major league season, and third with Atlanta, appeared in 82 games while compiling a .341 on-base percentage...Hit .227 (57-for-251), his lowest average since batting .195 (50-for-256) in 2013 with Chicago (AL).
- His 35 walks were a career-best total...Since joining Atlanta in 2016, has a .360 on-base percentage in 264 games...Compiled a .289 mark in 431 games with Chicago (AL).
- Batted .348 (23-for-66) with five home runs and a .511 on-base percentage against left-handed pitching...Slugged .606 and had a 1.05 walk to strikeout ratio (20 walks/19 strikeouts) against lefties...Hit .184 (34-for-185) with 57 strikeouts and 15 walks against righties.
- Signed a contract extension for the 2019 season with a club option for 2020 on 8/28.
 - **A** Hit his second career pinch-hit home run that night vs. TB...Drove a 1-1, eighth-inning pitch from Chaz Roe over the wall in left field.
 - **A** Went 3-for-6 with a home run and four RBI as a pinch hitter.
- Caught 18.5% of potential base stealers (10-for-44), his highest percentage since 2014 (26.2%)... Also compiled a 3.81 catcher's ERA.
- Made his fifth career Opening Day start, and second with the Braves, 3/29 vs. PHI...Left during his first at-bat with a left oblique strain...Missed 23 games on the disabled list from 3/30-4/27.

2017

- In his ninth major league season, batted a career-best .281 (89-for-317), with 12 homers and 49 RBI...Also posted a career-best .378 on-base percentage, which ranked second on the team.

CAREER HIGHS

Most Runs

4, 6/4/17, ATL at CIN

Most Hits

4, 4x, last: 4/29/17, ATL at MIL

Most Doubles

3, 6/30/16, ATL vs. MIA

Most Triples

1, 2x, last: 8/4/14, CWS vs. TEX

Most Home Runs

2, 2x, last: 9/8/14, CWS vs. OAK

Most RBI

4, 7x, last: 8/20/17, ATL vs. CIN

Most Walks

3, 2x, last: 5/14/18, ATL at CHI

Most Stolen Bases

1, 2x, last: 6/26/12, CWS at MIN

Longest Hitting Streak

8 games, 8/28-9/8/14

- Reached base at a .380 clip while playing the catcher position, the second highest on-base percentage for a MLB catcher trailing only SF's Buster Posey.
- In two seasons since joining Atlanta, he's hit .276 with an .801 OPS...In 431 games over seven seasons with the Chicago White Sox, he batted .223 with a .665 OPS.

- According to MLB's StatCast, he got a called strike on an MLB-most 7.98% pitches out of the strike zone...The next closest qualifying catcher ended the season at 6.67% (Martin Maldonado)... Since 2015, no prior qualifying catcher had a full season mark over 7.78%.
- Threw out 12 of 67 would-be base stealers (17.9 percent)...Caught two runners attempting to steal on 9/25 at NYM...It marked his fourth career game throwing out two attempted base stealers and his first since 8/6/14 with CWS.
- Hit .346 (53-for-153) while reaching base at a .435 clip in the 43 wins he played in...Also drove in 40 runs and had 10 homers in those contests... His average in losses was .220 (36-for-164) with two home runs and nine RBI.
- Carried a .306/.397/440 line across 60 games into the All-Star break...This included a .391 average in April, his best mark for any calendar month in his career...Hit .242 (30-for-124) in 39 games after the break.
- Hit his second career grand slam, 8/20 vs. CIN... His slam was the first by a Braves player in Atlanta since 5/22/13 when Evan Gattis homered off MIN's Vance Worley...The Braves hit six slams on the road in between...Flowers' first grand slam came on 8/28/11 at SEA against Jason Vargas, his second career home run.
- His four RBI (result of a grand slam) on 8/20 matched his career high...It was his seventh career game with four.
- Was placed on the 10-day disabled list with a left wrist contusion, 8/30...Reinstated, 9/8.
- Teamed with fellow catcher Kurt Suzuki to place in the top five among MLB catching tandems in several offensive categories, including batting average (3rd, .283), home runs (T3rd, 30), on-base percentage (2nd, .364) and RBI (4th, 98).
- Underwent arthroscopic debridement surgery on his left wrist on October 9, 2017...The procedure was performed in Atlanta by Braves Head Team Physician Dr. Gary Lourie.
- Had his club option for the 2018 season exercised on October 23, 2017.

2016

- Returned to the Atlanta organization for his eighth season at the Major League level and 11th professional season overall...Had one of his best offensive seasons as he batted a career-best .270 (76-for-281) with a career-high 18 doubles, eight home runs and 41 RBI in 83 games.
- Appeared in 81 games, including 76 starts at catcher.

- Posted a .274 (75-for-274) batting average and a .362 on-base percentage in 76 starts at catcher.
- Batted .348 (23-for-66) with six doubles, one home run and 31 RBI when batting with runners in scoring position...Ranked second on the club among players with at least 50 plate appearances with a .453 on-base percentage in such situations.
- Twenty-six of his final 61 hits went for extra bases (18 doubles, 8 home runs)...His first extra-base hit of the season came on 5/18 after not recording an extra-base hit in his first 19 games of the season.
- Missed 30 team games due to a left hand fracture from mid-July to mid-August...Was placed on the 15-day disabled list on 7/15 (retroactive to 7/10) and activated off the DL on 8/17.
- Activated off the disabled list on 8/17 and returned to the action on 8/18...Started 30 of the Braves' remaining 41 games in the season and batted .299 (32-for-107) with nine doubles, 20 RBI and a .378 on-base percentage in 30 games through the remainder of the season.

2015

- Was the Chicago White Sox Opening Day catcher for the third straight season and appeared in 112 games.
- Started 100 games at catcher and also made two appearances at first base...Made his sixth career appearance at first base on 5/29 at HOU.
- Threw out 14.5 percent (9-of-62) of attempted basestealers.
- The White Sox pitching staff owned a 3.68 ERA (359 ER/878.1 IP) when he was behind the plate, which ranked fifth among A.L. catchers in ERA.
- Stroked nine home runs on the season, seven of which came before the All-Star break.
- Homered in a career-high three consecutive games, 6/26-7/1.
- Connected on a game-winning, solo home run in the top of the 11th inning off Miguel Socolovich on 6/30 at StL.

2014

- Finished among the American League catching leaders in several categories: fourth in starts (120) and innings caught (1052.0); tied for fourth in games (124); tied for sixth in caught stealing (22).
- Recorded career highs in virtually every category in his second season as the White Sox starting catcher.
- Threw out 26.2 percent (22-of-84) of attempted basestealers.

- White Sox pitchers owned a 3.97 ERA (464 ER/1,052.0 IP) when he was behind the plate.
- Ranked among the AL leaders after the All-Star break in slugging (3rd, .553) and OPS (6th).
- Made his second straight Opening Day start at catcher.
- Recorded a hit in seven straight at-bats from 4/3-4, becoming the first White Sox catcher to accomplish the feat and the first Sox player to do so since Magglio Ordonez (also seven from 6/6-7/01).
- Snapped a career-long 0-for-25 stretch with an RBI single on 6/18 vs. SF.
- Fell a double short of the cycle on 8/4 vs. TEX (hit a game-tying solo homer and a go-ahead, two-run single).
- Recorded his first career multi-homer game and matched a career high with four RBI, 9/2 at MIN.
- Hit a game-tying, solo homer with two outs in the bottom of the ninth and a game-ending solo shot in the 12th on 9/8 vs. OAK (marked his first career game-ending homer).
 - ▲ Joined Seattle's Donnie Scott (4/29/85 vs. MIL) as the only catchers in history to hit a game-tying homer in the ninth and a game-ending shot in the same game...The last White Sox player to accomplish the feat was Joe Crede on 8/27/02 vs. TOR.
- Extended his career high with his 15th and final homer (two-run shot) in the White Sox 2-0 win on 9/22 at DET.

2013

- Appeared in 84 games with the White Sox before undergoing season-ending surgery on his right shoulder on 9/5.
- White Sox pitchers owned a 3.86 ERA (295 ER/687.2 IP) when he was behind the plate.
- Homered in the White Sox 1-0 Opening Day victory on 4/1 vs. KC...Became the fourth player in baseball history to homer in a 1-0 season-opening win, joining Pittsburgh's Bob Bailey (1965), the Yankees' Frank Fernandez (1968) and the Dodgers' Gary Sheffield (2001).
- Hit his second home run in the Chicago's second game on 4/3 vs. the Royals, joining Sherm Lollar (1958) as the only Sox catchers to homer in the team's first two games (STATS LLC).
- Made just eight starts from 8/1 through end of his season due to discomfort in his right shoulder.
- Was placed on the 60-day disabled list on 9/3. Underwent surgery to debride his right rotator cuff and labrum on 9/5 at Rush University Medical Center in Chicago.

2012

- Appeared in 52 games and made 41 starts (40 at catcher and one at first base).
- White Sox pitchers owned a 4.04 ERA (162 ER/360.2 IP) when he was behind the plate.
- Threw out 30.0 percent (12-of-40) of attempted basestealers.
- Hit an estimated 463-foot solo homer (above the second deck in left field at Rogers Centre) on 8/17 at TOR.
- Hit a game-tying home run on 8/25 vs. SEA and a go-ahead two-run shot on 8/26 vs. the Mariners.
- Was on Paternity Leave List from 8/30-31 as he and his wife welcomed a daughter, Mia.

2011

- Made 28 starts at catcher and two at first base.
- Threw out 19.4 (6-for-25) percent of attempted basestealers.
- White Sox pitchers compiled a 3.96 ERA (113 ER/256.2 IP) in games he caught.
- Was recalled from Triple-A Charlotte on 7/10...Hit .316 (12-for-38) in his first 13 games with CWS.
- Recorded his first Major League home run and RBI on 8/13 vs. KC (off Luke Hochevar).
- Hit his first grand slam, 8/28 at SEA (Jason Vargas).
- Ranked third in the International League in OBP (.390) and tied for sixth in homers at the time of his promotion.

2010

- Spent most of the season with Triple-A Charlotte, but did appear in eight games (three starts) with Chicago.
- Was recalled from Charlotte on 9/1...Made his season debut on 9/7 at DET (0-for-1)
- Named to the International League All-Star Team.
- Entered the season ranked by *Baseball America* as the No. 2 Prospect in the Sox organization.. Also tabbed by the same publication as the "Best Power Hitter" and having the "Best Strike Zone Discipline" among Chicago farmhands.

2009

- Played the majority of the season between Double-A Birmingham and Triple-A Charlotte, batting .297 (105-for-353) with 15 home runs and 56 RBI in 108 games between the two clubs.
- Had his contact selected on 9/1 and made his Major League debut as a pinch-hitter on 9/3 at CHI...Collected his first hit on 9/19 vs. KC (single off Victor Marte)...Made three total starts with Chicago.

- Was named to the Topps' Class AA All-Star Team and the Southern League Mid- and Postseason All-Star Teams.
- Played in MLB's All-Star Futures Game in St. Louis.
- Began the season ranked by *Baseball America* as the No. 4 Prospect in the White Sox system...Also was cited by ESPN.com as the No. 51 Prospect in baseball.

MINOR LEAGUE HIGHLIGHTS

- Was named Single-A Myrtle Beach's Most Valuable Player and a Carolina League postseason All-Star in **2008**...Following the **2007** season, played for Mesa of the Arizona Fall League...Led the AFL in home runs (12) and slugging percentage (.973), ranked eighth in average (.387)...Participated in the AFL Rising Stars Showcase and was named to the AFL Top Prospect Team...Was the **2007** Rome Braves Most Valuable Player.

AMATEUR

- Played high school baseball for Blessed Trinity High School located in Roswell, Ga...Had his No. 21 jersey retired and was inducted into the school's Hall of Fame in 2015.
- Attended Chipola (Fla.) Junior College, where he was a NJCAA Second-Team All-American in 2006.

PERSONAL

- He and his wife Nancy have four children; Mia, Brantley, Beckham and Madi.

TRANSACTIONS

- Selected by the Atlanta Braves in the 33rd round of the 2005 First-Year Player Draft...Signed by Al Goetz.
- Acquired by the Chicago White Sox along with LHP Santos Rodriguez, INF Jonathan Gilmore and INF Brent Lillibridge from the Atlanta Braves in exchange for RHP Javier Vazquez and LHP Boone Logan on December 4, 2008.
- On Chicago (AL) 60-day disabled list (right shoulder surgery), from September 2, 2013 to the end of the season.
- Signed by the Atlanta Braves to a two-year contract on December 17, 2015.
- On Atlanta disabled list (left hand fracture) from July 10 to August 17, 2016; included an injury rehabilitation assignment to Gulf Coast League (R), Rome (A) and Gwinnett (AAA).
- On Atlanta's disabled list (left wrist contusion) from August 29 to September 8, 2017.
- Had the 2018 club option on his contract exercised by Atlanta on October 23, 2017.
- On Atlanta's disabled list (left oblique strain) from March 30 to April 27, 2018; included a rehabilitation assignment to Mississippi (AA) and Gwinnett (AAA).
- Signed by the Atlanta Braves a one-year contract extension with a club option for 2020 on August 28, 2018.



COMPLETE RECORD

Year	Club	AVG	G	AB	R	H	2B	3B	HR	RBI	SH	SF	HP	BB	SO	SB-CS	OBP	SLG	E
2006	Danville	.279	34	129	24	36	9	0	5	16	0	1	4	16	30	0-0	.373	.465	1
2007	Rome	.298	106	389	65	116	34	2	12	70	0	4	3	49	74	3-4	.378	.488	8
2008	Myrtle Beach	.288	122	413	72	119	32	1	17	88	0	4	5	98	102	8-7	.427	.494	13
2009	Birmingham	.302	77	248	54	75	18	2	13	43	0	3	9	57	76	3-0	.445	.548	3
	Charlotte	.286	31	105	13	30	10	0	2	13	1	0	3	10	32	0-0	.364	.438	3
	Chicago (AL)	.188	10	16	3	3	1	0	0	0	0	0	1	3	8	0-0	.350	.250	0
2010	Charlotte	.220	100	346	43	76	22	2	16	53	2	3	6	55	121	2-1	.334	.434	5
	Chicago (AL)	.091	8	11	2	1	0	0	0	0	0	0	0	4	5	0-0	.333	.091	0
2011	Charlotte	.261	65	222	36	58	8	0	15	32	1	0	8	39	84	2-0	.390	.500	3
	Chicago (AL)	.209	38	110	13	23	5	1	5	16	0	2	3	14	38	0-1	.310	.409	2
2012	Chicago (AL)	.213	52	136	19	29	6	0	7	13	1	0	4	12	56	2-1	.296	.412	2
2013	Chicago (AL)	.195	84	256	24	50	11	0	10	24	0	1	4	14	94	0-1	.247	.355	4
2014	Chicago (AL)	.241	127	407	42	98	16	1	15	50	1	1	8	25	159	0-1	.297	.396	8
2015	Chicago (AL)	.239	112	331	21	79	12	0	9	39	2	1	6	21	104	0-1	.295	.356	5
2016	Atlanta	.270	83	281	27	76	18	0	8	41	0	4	11	29	91	0-0	.357	.420	3
	GCL Braves	.000	1	2	0	0	0	0	0	0	0	0	0	0	0	0-0	.000	.000	0
	Gwinnett	.429	2	7	1	3	0	0	0	0	0	0	0	1	1	0-0	.500	.429	0
	Rome	.000	1	4	0	0	0	0	0	0	0	0	0	0	1	0-0	.000	.000	0
2017	Atlanta	.281	99	317	41	89	16	0	12	49	0	31	2	20	82	0-1	.378	.445	5
2018	Atlanta	.227	82	251	34	57	9	0	8	30	0	1	9	35	76	0-0	.341	.359	1
	Gwinnett	.000	2	7	0	0	0	0	0	1	0	0	0	0	2	0-0	.000	.000	0
	Mississippi	.250	1	4	1	1	0	0	0	0	0	0	0	0	1	0-0	.250	.250	0
Minor Totals		.274	542	1876	309	514	133	7	80	316	4	15	38	325	524	18-12	.389	.480	36
A.L. Totals		.223	431	1267	124	283	51	2	46	142	4	5	26	93	464	2-5	.289	.376	21
Atlanta Totals		.276	182	598	68	165	34	0	20	90	0	6	31	60	173	0-1	.368	.433	8
Major Totals		.240	613	1865	192	448	85	2	66	232	4	153	11	57	637	6-Feb	.315	.394	29

DIVISION SERIES RECORD

Year	Club, Opp.	AVG	G	AB	R	H	2B	3B	HR	RBI	SH	SF	HP	BB	SO	SB	CS	E
2018	Atl. vs. LAD	.143	8	7	1	1	0	0	0	0	0	0	0	1	3	0	0	0

MAJOR LEAGUE FIELDING RECORD

Position	PCT	G	PO	A	E	TC	DP	PB	CS	ATT	PCT	P-OFF
Catcher	.994	653	4843	332	30	5205	33	60	87	470	19%	1
First Base	1.000	7	30	6	0	36	4					





MIKE FOLTYNEWICZ

26

RIGHT-HANDED PITCHER

Full Name: **Michael Gary Foltynewicz**

Bats: **Right**

Throws: **Right**

Height: **6-4**

Weight: **195**

DOB: **October 7, 1991**

Opening Day Age: **27**

Born: **Sterling, IL**

Resides: **Atlanta, GA**

MLB Debut: **August 2, 2014**

MLB Service Time: **3.163**

Acquired: **Trade with Houston, January 14, 2015**

Contract Status: **Signed through 2019**

2018

- Set career bests in wins (13), starts (31), innings (183.0 IP), ERA (2.85) and strikeouts (202) while going to his first All-Star game...Went 13-10 and allowed opponents to bat just .195 against him.
- Became the first pitcher in Braves franchise history (since 1876) to reach 200 strikeouts and have an opponents' average under .200.
 - Fanned Phillies outfielder Roman Quinn to end the third inning in his final start of the season on 9/28 to notch his 200th strikeout...Finished the season fanning 202 batters to become the first Braves pitcher with 200 strikeouts since Javier Vázquez fanned 238 in 2009.
 - Since the club moved to Atlanta in 1966, only five other pitchers reached 200 strikeouts in a season: John Smoltz (five times), Phil Niekro (three times), Vázquez (once), Kevin Millwood (once), Greg Maddux (once).
- **N.L. Ranks:** ERA (6th, 2.85), complete games (T1st, 2), strikeouts (6th, 202), shutouts (T1st, 1), opponents' batting average (2nd, .195).
- Selected to his first major league All-Star Game after going 7-5 with a 2.66 ERA (30 ER/101.2 IP) over 18 games to open the season... Tossed a scoreless fourth inning in his All-Star Game debut, retiring José Ramírez, Manny Machado and José Abreu, while walking Aaron Judge.
- Threw the first shutout of his major league career, 6/1 vs. WSH...Allowed just two hits and struck out 11...Became the seventh pitcher in Atlanta-era history to throw a two-hitter or better with double-digit strikeouts and the first since Greg Maddux fanned 14 Brewers in a two-hit, 1-0 win on 5/2/01 at Turner Field.

CAREER HIGHS

Most Innings Pitched

9.0, 2x, last: 9/11/18, ATL at SF

Most Runs Allowed

8, 2x, last: 8/16/17, ATL at COL

Most Earned Runs Allowed

8, 2x, last: 8/16/17, ATL at COL

Most Hits Allowed

12, 2x, last: 7/27/18, ATL at MIN

Most Home Runs Allowed

4, 2x, last: 7/5/16, ATL at PHI

Most Walks

5, 2x, last: 5/15/18, ATL vs. CHI

Most Strikeouts

11, 2x, last: 6/1/18, ATL vs. WSH

Longest Winning Streak

6 games, 6/7/17-7/25/17

Longest Losing Streak

7 games, 8/11/17-9/14/17

- Tossed the second complete game of his career, 9/11 at SF... Lost the bid for his second shutout of the season when San Francisco scored its only run of the game in the bottom of the ninth...The complete game was the first for a Braves pitcher on the road since 2016, and he became the first Atlanta pitcher with two complete games in a single season since Shelby Miller logged two in 2015.

- Had 17 starts in which he allowed no more than one run, the second-most such starts in the National League...Jacob deGrom had 18...Only Greg Maddux had more starts of one run or less in a single season for Atlanta...Maddux set the Atlanta franchise record with 19 such starts in 2002, and he also had 18 starts in 1995.
- Missed seven games from 6/16-6/25 on the 10-day disabled list with right triceps tightness.

2018 POSTSEASON

- In his postseason debut, made two starts in the NLDS vs. LAD, going 0-1 with a 7.50 ERA (5 ER/6.0 IP)...Started Game 1 and Game 4.

2017

- Spent his first full season in the majors and set career-high totals in wins (10), innings (154.0 IP), strikeouts (143), appearances (29) and starts (28)...Did not pitch after 9/14 due to a laceration on the tip of his right middle finger.
- Carried a no-hitter into the ninth inning on 6/30 at OAK, winning 3-1...Allowed a full-count home run to Matt Olson leading off the ninth inning before exiting...The performance marked the longest no-hit bid by a Braves pitcher since Shelby Miller went 8.2 on 5/17/15 at MIA...Foltynewicz finished the night allowing the one hit, the one run and four walks while striking out eight over a career high-tying 8.0 innings.
- Won a career-high six consecutive decisions, 6/7-7/25...Pitched to a 3.74 ERA (22 ER/53.0 IP) during the run, which spanned nine starts...The Braves won each of his starts during that streak, the longest such run by the club for a single pitcher since the team won 23 consecutive starts by Kris Medlen from 2010-2012 to set a MLB record.
- Lost his last seven starts of the season, compiling a 7.91 ERA (29 ER/33.0 IP) over the skid...His skid is one short of the franchise record, set by Preston Hanna from 1976-1978 and matched by Shelby Miller in 2015...Entered this stretch with a 3.94 season ERA (53 ER/121.0 IP).
- Began the season 0-4 with a 4.55 ERA (15 ER/29.2 IP) over a six game, five start span...Then went 10-2 with a 3.74 ERA (38 ER/91.1 IP) over a 16-start span, 5/12-8/5...His 10 wins over this stretch tied for the most in the majors.
- Became the first Braves starter to not allow a run in a start at SunTrust Park, 6/7 vs. PHI ...Tossed 7.0 scoreless innings that game to run his scoreless streak to a career best-tying 14.0 consecutive innings after he went 7.0 innings on 6/2 at CIN... Also went 14.0 scoreless innings, 7/10 and 7/16, 2016.

- Collected two double-digit strikeout games, including fanning a career-best 11 on 8/5 vs. MIA...Also struck out 10 on 6/2 at CIN.
- Allowed a career-most eight runs, all earned, and 11 hits on 6/12 at WSH...Failed to record a strikeout, marking just his second career start he did not fan a batter (also, 8/3/15 vs. SF)...Matched the eight runs on 8/16 at COL in a 17-2 loss.
- Left handers hit .308 (91-for-295) against him, while he limited righties to a .248 (78-for-315) mark.
- Went 5-5 with a 3.95 ERA (30 ER/68.1 IP) and six home runs allowed in 12 games at home...Had a 5-8 record and a 5.46 ERA (52 ER/85.2 IP) in 17 games, 16 starts, on the road.
- Finished the season 23-24 with a 4.81 ERA (192 ER/359.1 IP) in 65 career starts...Is 0-1 with a 5.79 ERA (15 ER/23.1 IP) in 20 relief games.

2016

- Spent the majority of the season with Atlanta after beginning the year at Triple-A Gwinnett... Also missed time on the 15-day disabled list, 6/4-6/30, with right elbow discomfort.
- Set career-high totals for wins (nine), starts (22), innings (123.1) and strikeouts (111)...His nine wins led the club, while his starts, innings and strikeouts all ranked third.
- Won his final five decisions of the season to set a career-high winning streak.
- Fanned 10 in a 2-0 win at CWS on 7/10, the right-hander's first career double-digit strikeout game...Did not issue a base-on-balls and finished as one of 11 pitchers in 2016 to strike out at least 10 with no walks in a scoreless outing.
- Equaled his career high by allowing four homers in a 5-1 loss at PHI on 7/5...Allowed 18 home runs total, but only seven over his final 14 turns.
- Went a career-long 20.2 consecutive innings without issuing a base-on-balls from the third inning of his season debut on 5/2 to the second inning on 5/25.
- Made his MLB season debut, 5/2 at NYM...Went to Spring Training with the Braves but was optioned to Gwinnett (AAA) on 3/30 as he recovered from surgery on 9/21/15.
- Began the season with Triple-A Gwinnett, but Atlanta recalled him on 5/2.

2015

- In his sixth professional campaign, returned to predominately work as a starting pitcher as he made 28 appearances, including 25 starts, between Atlanta and Triple-A Gwinnett.

- Made three separate appearances with the Major League club from early May to late August (5/1-6/17, 7/7-7/12, 7/29-end of the season) and went 4-6 with a 5.71 ERA in 18 appearances (15 starts).
- Was diagnosed with costochondritis on 9/2 and sidelined for the remainder of the season. Underwent surgery on 9/21/15, to remove the anterior half of his first rib...The procedure was performed by Dr. William Mayfield at Wellstar Kennestone Hospital in Marietta, Ga.
- Made his Braves debut on 5/1 at Turner Field... Beat CIN 4-3 to collect his first career victory en route to becoming the first Braves player to win his starting debut since Kenshin Kawakami beat WSH 5-3 in his Major League debut on 4/11/09... In his second career at-bat, the right-hander doubled home two runs for his first career hit and RBI...The rookie had zero career plate appearances in the minor leagues.
- Won his first two starts with the Braves on 5/1 and 5/6...The last pitcher to win consecutive starts to begin his Braves career was Ben Sheets, who won three straight in 2012.
- Allowed 17 home runs on the season, for a 1.77 HR/9.0 innings pitched ratio, which ranked second highest in the Majors among pitchers with at least 75.0 innings.
- Allowed a career-most and a Braves season high-tying four home runs on 8/3 vs. SF...Did not strike out a batter over 6.0 innings to become the first pitcher in Atlanta franchise history (since 1966) to allow at least four home runs and not fan a batter...Prior to Foltynewicz, only four MLB pitchers since 1966 went at least 6.0 innings with no strikeouts and four or more homers allowed (Jeremy Guthrie, 5/14/13; Cory Lidle, 8/3/04; Whitey Ford, 7/2/66).
- Struck out at least seven batters in five consecutive games, 5/6-5/29...It was the longest streak of its kind by a Braves pitcher since Brandon Beachy had a nine-game run in 2011 (fanned 36 total in 31.1 IP).
- Opened the 2015 season with Gwinnett and pitched at a 3.49 ERA (22 ER/56.2 IP).
- Entered the 2015 season ranked by *Baseball America* as the Braves' second-best prospect... Also tabbed by the publication in their "Best Tools" survey as having the "Best Fastball" in the organization.
- Combined to make 37 total appearances between Oklahoma City (AAA) and Houston with a 7-8 record and a 5.13 ERA and 116 strikeouts in 121.1 innings pitched.
- Spent the first four months of the season with Oklahoma City, going 7-7 with a 5.08 ERA over 21 games (18 starts) before having his contract purchased on 8/1.
- After predominately pitching as a starter during his time in the minor leagues, made all 16 of his appearances with the MLB club in relief.
- Made his Major League debut on 8/2 vs. TOR with 0.2 scoreless frames (1 BB, 1 K)...He entered in the eighth inning and retired two of his three batters faced as he recorded his first career hold.

2013

- Entered the season ranked No. 5 in the Astros organization and No. 46 in all of baseball by *Baseball America*.
- Advanced to High-A Lancaster, where he went 1-0 with a 3.81 ERA (11 ER/26.0 IP) in seven games (five starts).
- Promoted to Double-A Corpus Christi on 5/2 and finished his season with the Hooks.
- Earned Midseason and Postseason All-Star honors in the Texas League.
- Named by the Texas League managers and coaches as the "Best Pitching Prospect" with the "Best Fastball" and "Best Breaking Pitch" in *Baseball America's* Best Tools Survey.

2012

- Entered the season as the Astros' No. 9 prospect per *Baseball America*.
- Earned the organization's Minor League Pitcher of the Year Award after posting a 14-4 record and a 3.14 ERA (53 ER/152 IP) in 27 starts.
- Was named the South Atlantic League's Most Outstanding Pitcher and was a SAL Midseason and Postseason All-Star... Also named a MiLB.com Organization All-Star.
- Ranked tied for first in the SAL in wins and starts, second in innings pitched, fifth in ERA and sixth in strikeouts (125).

2011

- Entered the season as the Astros' No. 4 prospect with the "Best Fastball" in the system, per *Baseball America*.
- Lost his first six decisions on the season, bringing his professional record to 0-9, before winning on 5/18 vs. West Virginia.

2014

- In his fifth professional season, made his Major League debut with the Houston Astros and made 16 appearances out of the bullpen for them.

2010

- Drafted on 6/7 as one of three Astros first-round picks (also outfielder Delino DeShields (#8) and infielder Mike Kvasnicka (#33).
- Made his professional debut on 6/26 with Greenville vs. Johnson City.
- After the season, ranked by *Baseball America* as the No. 7 prospect in the Appalachian League.

PERSONAL

- Name is pronounced FUL-ta-nev-ich.
- Graduated from Minooka (Ill.) High School.
- He and his wife, Brittany, welcomed their first child, Michael Jett in 2018, and their second, Lola in 2019.

TRANSACTIONS

- Selected by the Houston Astros in the first round (19th overall) of the 2010 First-Year Player Draft... Signed by Troy Hoerner.
- Acquired by the Atlanta Braves along with RHP Andrew Thurman and INF Rio Ruiz from the Houston Astros in exchange for C/OF Evan Gattis and RHP James Hoyt on January 14, 2015.
- On Atlanta disabled list (right elbow soreness) from June 4 to June 30, 2016; included a rehabilitation assignment to Gwinnett (AAA).
- On Atlanta disabled list (right triceps tightness), to June 13 to June 25, 2018.

COMPLETE RECORD

Year	Club	W-L	ERA	G	GS	CG	SHO	SV	IP	H	R	ER	HR	HB	BB	SO	WP	BK
2010	Greenville	0-3	4.03	12	12	0	0	0	44.2	46	24	20	3	6	15	39	8	0
2011	Lexington	5-11	4.97	26	26	0	0	0	134.0	149	84	74	10	7	51	88	8	1
2012	Lexington	14-4	3.14	27	27	0	0	0	152.0	145	65	53	11	5	62	125	6	0
2013	Lancaster	1-0	3.81	7	5	0	0	0	26.0	31	16	11	4	0	14	29	5	1
	Corpus Christi	5-3	2.87	23	16	0	0	3	103.1	75	39	33	8	5	52	95	9	2
2014	Oklahoma City	7-7	5.08	21	18	0	0	0	102.2	98	63	58	10	10	52	102	9	4
	Houston	0-1	5.30	16	0	0	0	0	18.2	23	11	11	3	0	7	14	3	0
2015	Gwinnett	1-6	3.49	10	10	1	0	0	56.2	52	28	22	7	0	26	63	1	0
	Atlanta	4-6	5.71	18	15	0	0	0	86.2	112	63	55	17	4	29	77	3	1
2016	Gwinnett	1-2	1.67	5	5	0	0	0	27.0	13	7	5	0	2	14	25	1	0
	Atlanta	9-5	4.31	22	22	0	0	0	123.1	125	61	59	18	6	35	111	13	1
2017	Atlanta	10-13	4.79	29	28	0	0	0	154.0	169	86	82	20	10	59	143	4	0
2018	Atlanta	13-10	2.85	31	31	2	1	0	183.0	130	65	58	17	6	68	202	7	2
Minor Totals		34-36	3.84	131	119	1	0	3	646.1	609	326	276	53	35	286	566	47	8
A.L. Totals		0-1	5.30	16	0	0	0	0	18.2	23	11	11	3	0	7	14	3	0
Atlanta Totals		36-34	4.18	100	96	2	1	0	547.0	536	275	254	72	26	191	533	27	4
Major Totals		36-35	4.22	116	96	2	1	0	565.2	559	286	265	75	26	198	547	30	4

Bold indicates led league

DIVISION SERIES RECORD

Year	Club, Opp	W-L	ERA	G	GS	CG	SHO	SV	IP	H	R	ER	HR	HP	BB	SO	WP	BK
2018	Atl. vs. LAD	0-1	7.50	2	2	0	0	0	6.0	5	5	5	2	1	7	10	0	0

ALL-STAR GAME RECORD

Year	Club, Site	W-L	ERA	G	GS	CG	SHO	SV	IP	H	R	ER	HR	HP	BB	SO	WP	BK
2018	N.L., Wsh.	0-0	0.00	1	0	0	0	0	1.0	0	0	0	0	0	1	1	0	0

MAJOR LEAGUE FIELDING RECORD

Position	PCT	G	PO	A	E	TC	DP
Pitcher	.963	116	24	53	3	80	3

MAJOR LEAGUE BATTING RECORD

Year	Club	AVG	G	AB	R	H	2B	3B	HR	RBI	SH	SF	HP	BB	SO	SB	CS	E
2018	Atlanta	.052	30	58	3	3	1	0	0	4	8	0	0	0	41	0	0	1
Major Totals		.073	96	164	7	12	3	0	0	8	21	1	0	1	106	0	0	3



FREDDIE FREEMAN

5

FIRST BASEMAN

Full Name: **Frederick Charles Freeman**

Bats: **Left**

Throws: **Right**

Height: **6-5**

Weight: **220**

DOB: **September 12, 1989**

Opening Day Age: **29**

Born: **Villa Park, CA**

Resides: **Atlanta, GA**

MLB Debut: **September 1, 2010** MLB Service Time: **8.033**

Acquired: **Braves' second-round pick (78th overall) in 2007**

Contract Status: **Signed through 2021**

CAREER HIGHLIGHTS

- Is a three-time National League All-Star (2013, 2014, 2018)...Started at first base for the N.L. squad in 2018, and garnered 4,039,219 votes to lead the N.L., becoming the first Atlanta player to lead the league in fan voting since Dale Murphy in 1985.
- Won his first Rawlings Gold Glove award in 2018...Also named Wilson's Defensive Player of the Year at first base in 2018.
- Has finished in the top six of National League Most Valuable Player voting three times...Was fifth in 2013, sixth in 2016, and fourth in 2018.
- Earned his only career National League Player of the Month honor in September of 2016.
- Won three N.L. Player of the Week honors in 2016...Has earned five such awards overall (also twice in 2012).
- Finished second in National League Rookie of the Year voting (to teammate Craig Kimbrel) in 2011, when he batted .282 with 32 doubles, 21 homers and 76 RBI in 157 games.
- Has played 162 games in a season twice (2014 and 2018)...Is one of six active players with multiple such seasons...In franchise history, only Dale Murphy (four) and Jeff Francoeur (two) also have multiple such seasons.
- Reached base at a .403 clip in 2017 following his .400 mark in 2016...Became just the third qualifying Braves player since the franchise moved to Atlanta in 1966 to have a .400 on-base percentage or better in consecutive seasons...Chipper Jones did it in six consecutive seasons from 1998-2003, and then again from 2007-2008, while Gary Sheffield did it in 2002 and 2003...Only one other qualifying Atlanta player had multiple seasons with a .400 or better on-base percentage: Jeff Blauser in 1993 and 1997.

CAREER HIGHS

Most Runs

4, 6/28/14, ATL at PHI

Most Hits

5, 5/10/18, ATL at MIA

Most Doubles

3, 2x, last: 9/28/18, ATL at PHI

Most Triples

1, 20x, last: 8/30/18, ATL vs. CHI

Most Home Runs

2, 13x, last: 5/12/18, ATL at MIA

Most RBI

5, 5x, last: 7/27/16, ATL at MIN

Most Walks

3, 13x, last: 3/30/18, ATL vs. PHI

Most Stolen Bases

1, 37x, last: 9/19/18, ATL vs. STL

Longest Hitting Streak

30 games, 8/24-9/28/16

- Posted a career-best 30-game hitting streak from 8/24-9/28/16...Hit .384 (43-for-112) with seven home runs and 27 RBI during the streak.
 - **A** Hit a career-high 34 home runs in 2016 and according to the Elias Sports Bureau, it marked the ninth time in major league history that a player has notched a 30-game hitting streak during a season in which he hit 30-or-more home runs.

- Hit career home run No. 100 on 7/31/15 at PHI... Became the third-youngest Atlanta Brave to reach the 100-homer mark behind Andruw Jones and Bob Horner.
- Owned a .289 (455-for-1576) batting average with 93 doubles, 64 homers and 250 RBI in 447 career games played at Turner Field.
- Agreed to terms on an eight-year contract through the 2021 season on February 4, 2014.
- Swiped his 10th base of the season, 9/19 vs. StL, reaching double-figures in steals for the first time in his career...He became the fourth first baseman in Braves franchise history to go 20-10 in a season and the first since Dale Murphy in 1978...Orlando Cepeda also did it in 1969, while Earl Torgeson accomplished the feat in consecutive seasons, 1950-1951.
- Hit .315 (114-for-362) with 16 home runs and 61 RBI in 94 games prior to the All-Star Game... Batted .301 (77-for-256) with seven home runs in 68 games following the break.
- Made his eighth consecutive Opening Day start, 3/29 vs. PHI, which extended his Atlanta record for a first baseman and tied the modern era (since 1900) franchise record...Fred Tenney also started eight straight Opening Days at first base from 1900-1907...Overall, since 1900, only Tenney (nine) and Joe Adcock started eight openers at first base for the Braves.

2018

- Played all 162 games for the second time in his career, hitting .309 (191-for-618) with 23 home runs, 44 doubles, 98 RBI and a .892 OPS for his third consecutive season of .300, 35 doubles and 20 home runs...In franchise history, only two other Braves, Hank Aaron (five such seasons) and Chipper Jones (four), have multiple such seasons.
- Named to his third All-Star Game and selected to start after garnering 4,039,219 votes to lead the N.L., becoming the first Atlanta player to lead the N.L. in fan voting since Dale Murphy in 1985.
- Led the National League in hits, becoming the first Braves player to do so since 1992, when Terry Pendleton had 199 to tie Pittsburgh's Andy Van Slyke for the most in the league...Prior to Freeman, the last Braves player to lead outright was Pendleton (187) in 1991.
- Finished with 71 extra-base hits, his fourth season surpassing 65 and his third straight...He is one of seven Braves in the live-ball era (since 1920) to have four seasons with at least 65 extra-base hits...Hank Aaron has the most of any player in baseball history with 16, while Andruw Jones is second in team history with eight...Chipper Jones has seven, and Eddie Mathews has six...Wally Berger had five, while Dale Murphy also had four.
- Finished with a career-best 44 doubles to tie for the National League lead...His total was tied for the sixth most in franchise history.
- Compiled three double-digit hitting streaks this season...Nick Markakis also had three such streaks...They became the first Braves players with three such streaks since Martin Prado also had three in 2011.
- Reached multiple times in the first seven games of the season, tied for the longest such season-opening streak in Atlanta franchise history...Jerry Royster also had a seven-game run to start 1978.
 - The last Braves players to open a season with a longer streak was Hall-of-Famer Eddie Mathews, who went 14 straight in 1963.
- Is 9-for-27 (.333) in opening games...Hit his third career Opening Day home run with a two-run shot in the sixth inning off Holby Milner...Hit a solo shot in his first at-bat of 2016, and also homered on Opening Day in 2013 off PHI's Cole Hamels.
- Hit .309 (63-for-204) with 10 home runs and a .922 OPS against lefties...Also hit .309 (128-for-414) against righties.
 - His .309 batting average against lefties was the second highest among all left-handed batters in the majors...Only Milwaukee's Christian Yelich was better...His 10 home runs were tied for the second most...Texas' Joey Gallo hit 15.
- Hit .327 (49-for-150) with runners in scoring position, eighth best in the National League.
- Had a career-best five hits in five at-bats, 5/10 at MIA.

2018 POSTSEASON

- Went 4-for-16 (.250) in four games of the NLDS vs. LAD.
- Hit the first pitch of his Game 3, sixth inning at-bat with Alex Wood out to right field for his first career playoff home run...The drive gave the Braves a 6-5 lead and was the latest go-ahead postseason home run by a Braves player since 2010, when Brian McCann hit a solo home run off Madison Bumgarner to break a 1-1 tie in the sixth inning of Game 4 of the NLDS.
- Has hit safely in eight of his nine career postseason games (12-for-36, .333).

2017

- In his eighth professional season - including his seventh full season - at the MLB level, batted .307 with 135 hits, 28 home runs and 65 extra-base hits while setting new career bests in both on-base percentage (.403) and slugging percentage (.586)...Did play in a career-low 117 games due to an injury to his left wrist.
- Missed 44 games after suffering a non-displaced left wrist fracture on 5/17 vs. TOR...Following his DL stint, which started on 5/19, participated in two rehabilitation games at Triple-A Gwinnett before being activated from the DL and reinstated to the major league roster on 7/4.
- At the time of his injury, he led the National League with 14 home runs, and ranked second in extra-base hits (26), on-base percentage (.461) and slugging percentage (.748), third in runs (35) and sixth in batting average (.341).
- Upon his return from the disabled list on 7/4, appeared in 16 games defensively at third base (between 7/4-31), his first appearance at the position in the majors...Committed one error in 35 total chances for a .971 fielding percentage... Appeared in five games at third during his minor league career prior to this season, all coming in 2007.
- Collected his 1,000th hit on 7/6 at WSH...Became the eighth quickest Braves player since 1900 to get their first 1,000 career hits in a Braves uniform, as his 1,000th hit came in his 949th career game...The last Brave to do it faster was Chipper Jones, who recorded hit number 1,000 in career game 894...Freeman also became the fifth player to reach the 1,000 hit milestone with the Braves prior to their 28th birthday, joining Hank Aaron (25), Andruw Jones (26), Eddie Mathews (26) and Joe Torre (27)...Freeman celebrated his 28th birthday on 9/12.
- Averaged a home run every 15.71 at-bats, the best rate of his career...Previous high was 17.32, accomplished during the 2016 season.
- Finished the season with a career-best .582 slugging percentage...That mark ranks as the ninth-best percentage in Atlanta franchise history.
- Placed in the top 10 in several offensive categories among all National League hitters including slugging percentage (3rd, .586), batting average (10th, .307) and on-base percentage (7th, .403).
- Hit .346 (27-for-78) with a .509 on-base percentage when batting with runners in scoring position...His average was the third highest of his career and ranked 12th in the N.L.
- Slugged 28 home runs after hitting a career-best 34 in 2016...Is only the second Braves player in the last 10 seasons to have 25 homers in consecutive years. (Justin Upton - 27 in 2013, 29 in 2014).
- Reached base in an Atlanta-franchise record 12 consecutive plate appearances from 4/16-19... Walked in his final two plate appearances on 4/16, reached base four times on both 4/17 and 4/18, and walked and homered his first two times up on 4/19...Freeman eclipsed Jeff Burroughs' mark of 11 straight plate appearances, set in April of 1978.
- Had a season-long 12-game hitting streak from 8/12-23...Batted .412 (21-for-51) with a 1.072 OPS during the run.
- Had his first career game with four extra-base hits after going 4-for-4 with two doubles and two home runs on 4/17 vs. SD...It also marked his ninth career game with a career-most four hits.
- On 5/2, hit his 10th homerun of the season in his 25th game of the year...Reached double-digit home runs quicker than in any previous season in his career...Previous best was 53 games in 2015.
- Scored a run in a career-high 10 consecutive games, 4/21-5/2.
- On 4/30 at MIL, hit his ninth home run of the season after swiping his fourth base of the season the night before...Became the first player in Atlanta franchise history to hit nine homers and steal four bases by the end of April...Since 2000, only nine MLB players have done it.
- On 4/28 at MIL, hit a 1-1, ninth-inning pitch over the wall in center field to put ATL up 10-8...The drive was his fifth career homer in the ninth inning or later that gave the Braves a lead...That total is tied for fourth most in Atlanta franchise history...Only Chipper Jones (18), Andruw Jones (17) and Dale Murphy (7) have more.
- Had his 10th and 11th career two-homer games eight days apart, on 4/9 at PIT and 4/17 vs. SD.

2016

- Finished sixth in the National League MVP voting in his seventh season at the Major League level and 10th professional season overall.
- Batted .302 with career highs in hits (178), home runs (34), extra-base hits (83), on-base percentage (.400) and slugging percentage (.596), while driving in 91 runs in 158 games.
- Ranked fifth in the National League in home runs (34), tied for second in doubles (43), third in slugging percentage (.569) and fourth in on-base percentage (.400).

- Earned his first career National League Player of the Month honor in September after leading the Majors with a .486 on-base percentage and leading the N.L. with a .681 slugging percentage during Sept. and October...He batted .385 (tied for the N.L. lead) during the season's final full month (Sept.) with nine doubles, seven home runs, 25 RBI and 23 runs scored in 27 games.
- Was a three-time National League Player of the Week selection, weeks ending 9/25, 9/4 and 6/19.
- Led the National League with 83 extra-base hits, finishing four off the Major-League lead (David Ortiz, 87)...Became just the second Atlanta player to post 80 extra-base hits in a season joining Chipper Jones, who had 87 in 1999.
- Posted a career-high 30-game hitting streak 8/24-9/28 to become the ninth player in MLB history to have a 30-game hitting streak in a season in which he hit at least 30 home runs (Elias Sports Bureau)...Freeman's streak was the longest hitting streak in the majors since 2011, when Dan Uggla hit safely in an Atlanta franchise-record 33 straight games...His streak was also the third-longest streak in Atlanta history.
- Hit his career-high 34th home run of the season, 10/1...Became the sixth first baseman in franchise history to hit at least 34 home runs in a season and the first since Andres Galarraga (44) in 1998.
- Had a career-high 46-game on-base streak, 8/6-9/28...Hit .390 (64-for-164) with a .512 on-base percentage during the streak, which equaled the longest in the majors in 2016 (Washington's Jayson Werth)...The streak also ranked as the third longest streak in Atlanta history and was the longest by a Braves player since Gary Sheffield set the Atlanta record in 2002 (52 games).
- Finished the season with 33 home runs, 43 doubles and six triples, joining Hank Aaron (1959) as the only two players in Braves franchise history to record at least 30 home runs, 40 doubles and five triples.
- In 70 games after the All-Star break, posted the second-best batting average with runners in scoring position (.442, 23-for-52) and the fourth-best on-base percentage (.433), while scoring 59 runs which tied for second in the majors with teammate Ender Inciarte.
- From 6/1 through the end of the season, batted .327 (130-for-398) with 35 doubles, 26 home runs, 76 RBI, a .428 on-base percentage, a 1.068 OPS and 78 runs scored in 108 games.
- Hit for the cycle on 6/15 vs. CIN...Singled in his final at-bat in the 11th inning to secure the feat... It was the first of Freeman's career as he became the third player in Atlanta history to do it and first since Mark Kotsay on 8/14/2008.

2015

- Appeared in a career-low 118 games.
- Had two separate stints on the disabled list...The first was from 6/18 through 7/25 with a right wrist contusion...His second was from 8/4 through 8/19 with a strained right oblique.
- On 6/18, snapped his Major-League-leading consecutive games played streak of 234 games (missed the contest due to a strained right oblique)...Freeman had played in all of the Braves' 234 games (233 starts) dating to 9/24/13.
- Snapped his streak of 217 consecutive starts (dating to 9/24/13) on 5/31, but entered the game in the bottom of the seventh inning at 1B and stroked a solo HR in the ninth inning.
- Led the Majors with a .376 (35-for-93) batting average with runners in scoring position.
- Stroked career home run No. 100 on 7/31 at PHI...Became the third-youngest Atlanta Brave to reach the 100-homer mark behind Andruw Jones and Bob Horner.
- In 66 games prior to the All-Star break, batted .299 (76-for-254) with 20 doubles, 12 homers and 41 RBI...In 52 games post All-Star break, he batted .241 (39-for-162) with seven doubles, six homers and 25 RBI.

2014

- In his fourth full season in the majors, was one of four players to play in all 162 regular-season games joining KC's Alcides Escobar, TB's Evan Longoria and SF's Hunter Pence.
- Set the Braves franchise mark and led the Majors with a career-high 1,449 innings played.
- Produced a .288 (175-for-607) batting average with 65 extra-base hits, including 18 home runs and 78 RBI.
- Collected a career-high 43 doubles, tops among National League first basemen, fifth overall in the Majors and second in the National League.
- His 43 doubles also set the Braves franchise record for most doubles by a Braves first baseman.
- His .288 batting average ranked tied for second among National League first basemen, while his .386 on-base percentage ranked tied for first.
- Drew a career-high 90 walks, eclipsing his previous record of 66 (2013) and tops among Major League first basemen; Ranked fifth in the Majors and third in the National League.
- Reached base safely multiple times in a game in 89 contests, the most in the Majors (Elias Sports Bureau).

- Ranked tied for 11th in the National League with 48 multi-hit games.
- Had 16 games of three-plus hits which ranked tied for sixth-most in the Majors..
- Had a career-high homerless at-bat streak of 83 from his second at-bat of 6/27's game at PHI to his second inning at-bat on 7/23 vs. MIA.
- Named to his second career All-Star team as a player ballot selection...Entered the game in the sixth inning as a defensive replacement (committed one error) and collected his first career hit in a Mid-Summer Classic with a single to right field in the eighth inning.

2013

- Finished fifth in the National League Most Valuable Player of the Year voting, with career highs in batting average (.319) and RBI (109), while matching his then career best 23 home runs.
- His .319 (176-for-551) batting average ranked as the third-highest mark in the NL and was tied for sixth in the Majors.
- Posted a .443 (58-for-131) batting average with runners in scoring position, the second highest average in the Majors.
- Collected 45 two-out RBI which ranked tied for second in the NL and tied for fifth in the Majors.
- Was the only player in the NL to rank in the top 10 in both night and day batting averages (day: .327; night: .316).
- Ranked tied for second in the NL and tied fourth in the Majors with 109 RBI, topping his career best of 94 in 2012.
- Led the team and ranked tied for fourth in the NL with 15 game-winning RBI.
- Went 7-for-10 (.700) with three doubles and 17 RBI in bases loaded situations...His average tied for the third-best mark in the Majors in bases loaded situations.
- Drilled first career Opening Day home run with a two-run, two-out shot in 4/1's first inning vs. PHI.
- Voted by the fans to his first career All-Star game...In the MLB.com Final Vote contest, Freeman received 19.7 million votes, an all-time Final Vote record...Was unable to participate in the All-Star game due to a left thumb injury.

2013 POSTSEASON

- Made his second career appearance on a postseason roster, starting all four of the National League Division Series games vs. LAD...Went 5-for-16 (.313) with one extra-base hit in four contests..

2012

- In his second season, finished with 94 RBI...His total was the most by a Braves player since 2007 when Jeff Francoeur drove in 105.
- Finished the season with 42 two-out RBI, tied for third-most among NL batters and two behind teammate Dan Uggla.
- Earned National League Player of the Week honors twice: 4/16-22 and 4/30-5/6.
- Recorded his second career multi-homer game, 4/19 at ARI with a career-high five RBI.
- Hit his first career game-ending home run on 9/25, a two-run shot off Mike Dunn in the ninth inning to give the Braves a 4-3 win vs. MIA...The home run was Freeman's 22nd of the season, surpassing his previous career high of 21...The win clinched a playoff spot for Atlanta.

2012 POSTSEASON

- In his first career postseason game on 10/5 vs. STL, went 3-for-4 with a walk.

2011

- Finished second in Rookie of the Year voting to teammate closer Craig Kimbrel...He received 21 second-place votes and seven third-place votes.
- Named Baseball Digest's Rookie of the Year.
- Won the National League Rookie Triple Crown, leading all NL rookies in home runs (T1st, 21), batting average (.282) and RBI (76).
- Led all Major-League rookies in doubles (32) and on-base percentage (.346), finished second in at-bats (571) and runs scored (67)...Led all National League rookies with a .448 slugging percentage.
- Named the NL Rookie of the Month for July after leading all Major League rookies with 38 hits, a .362 batting average and a .433 on-base percentage in 27 games during July...Paced the NL with six homers and 17 runs scored and tied for the lead with 18 RBI.
- Became just the eighth rookie in franchise history to hit 20+ home runs and the first to do so since Chipper Jones clubbed 23 in 1995.
- Finished the season with 161 hits, the most among Atlanta-era rookies...Collected 53 extra-base hits, two shy of tying Ron Gant's 1988 rookie mark of 55.
- Posted a 20-game hitting streak (.402), 7/17-8/6... The streak was the longest by a National League rookie in 2011 and according to STATS, LLC, it was the second-longest in Braves franchise history for a rookie (Alvin Dark, 23 straight games in 1948).

- Went 3-for-4 with two RBI off Felix Hernandez on 6/29 to become the first Braves rookie to notch three hits off a defending Cy Young winner since Francisco Cabrera in 1989 off Orel Hershiser.
- Had his first career two-homer game on 7/4 vs. COL and hit four home runs over four games, 7/4-7, including three homers in a four-at-bat span (five plate appearances), 7/4-5...7/4-5 was also the first time in his career he homered in consecutive games.

2010

- Tabbed by *Baseball America* as the Braves' second-best prospect, the 20th-best prospect in all of minor league baseball and fifth-best in the International League.
- In his first season with Gwinnett, posted a .319 average with 18 home runs and 87 RBI earning International League Rookie of the Year honors.
- Was the second-youngest starter at AAA... International League managers rated him the league's best defensive first baseman.
- As the best offensive performer in the farm system, was named the Braves 2010 Hank Aaron Award winner.
- Made his Major League debut at first base on 9/1 (0-for-3) after having his contract purchased from GWN when rosters expanded that day.
- Played in 20 games with the big-league Club, going 4-for-24 (.167) with one double, one home run and one RBI.
- Belted his first Major-League homer 9/21 at PHI with a solo pinch-home run off Roy Halladay.
- Collected his first career hit 9/5 at FLA with a single in the ninth inning off Clay Hensley.
- Ranked in the top three among Braves minor leaguers in seven different offensive categories including first in home runs (18), RBI (87) and hits (147), second in OPS (.898) and batting average (.319) and third in doubles (35) and runs (73).
- Named an IL postseason All-Star.

MINOR LEAGUE HIGHLIGHTS

- Entered the **2009** season ranked as the 59th-best prospect in all of baseball by MLB.com, while ESPN tabbed him as 67th-best...Following the 2009 campaign, was named the "Best Defensive First Baseman" in Double-A and Single-A by *Baseball America* and was also rated by Carolina and Southern League managers as the best defensive first baseman in both leagues... Entered **2008** season as *Baseball America's* 87th-ranked prospect and ninth-best first-base prospect...Won the Hank Aaron Award that

season, presented annually to the top offensive performer in the Braves minor league system... Also a South Atlantic League Mid-Season and Post-Season All-Star that season and was named a High-A All-Star by *Baseball America*...Following the season, ranked as the Braves fifth-best prospect by *Baseball America* and the 38th-best minor leaguer in MLB.com's Top 50 list.

PERSONAL

- He and his wife Chelsea welcomed their first child, Charlie, in September of 2016.
- Attended El Modena (Calif.) High School.

TRANSACTIONS

- Selected by the Atlanta Braves in the second round of the 2007 First-Year Player Draft...Signed by Tom Battista.
- On the Atlanta 15-day disabled list (strained right oblique) from April 7 to April 22, 2013; included injury rehabilitation assignment to Gwinnett (AAA).
- Agreed to terms with the Atlanta Braves on an eight-year contract through the 2021 season on February 4, 2014.
- On Atlanta disabled list (right wrist contusion) from June 23 through July 25, 2015; included an injury rehabilitation assignment to Gulf Coast League (R).
- On Atlanta disabled list (strained right oblique) from August 4 through August 19, 2015; included an injury rehabilitation assignment to Gwinnett (AAA).
- On Atlanta's disabled list (left wrist fracture) from May 18 to July 4, 2017; included an injury rehabilitation assignment to Gwinnett (AAA).



COMPLETE RECORD

Year	Club	AVG	G	AB	R	H	2B	3B	HR	RBI	SH	SF	HP	BB	SO	SB-CS	OBP	SLG	E
2007	GCL Braves	.268	59	224	24	60	7	0	6	30	0	1	2	7	33	1-2	.295	.379	5
2008	Rome	.316	130	491	70	155	33	7	18	95	0	0	3	46	84	5-5	.378	.521	14
2009	Myrtle Beach	.302	70	255	43	77	19	0	6	34	0	2	14	26	41	1-4	.394	.447	6
	Mississippi	.248	41	149	15	37	8	0	2	24	0	5	4	11	19	0-0	.308	.342	2
2010	Gwinnett	.319	124	461	73	147	35	2	18	87	0	9	6	43	84	6-2	.378	.521	6
	Atlanta	.167	20	24	3	4	1	0	1	1	0	0	0	0	8	0-0	.167	.333	0
2011	Atlanta	.282	157	571	67	161	32	0	21	76	0	5	6	53	142	4-4	.346	.448	6
2012	Atlanta	.259	147	540	91	140	33	2	23	94	0	9	7	64	129	2-0	.340	.456	12
2013	Atlanta	.319	147	551	89	176	27	2	23	109	0	5	7	66	121	1-0	.396	.501	10
	Gwinnett	.500	3	10	3	5	2	0	0	2	0	0	1	1	3	0-0	.583	.700	0
2014	Atlanta	.288	162	607	93	175	43	4	18	78	0	3	8	90	145	3-4	.386	.461	5
2015	Atlanta	.276	118	416	62	115	27	0	18	66	0	2	7	56	98	3-1	.370	.471	4
	Gwinnett	.375	2	8	0	3	1	0	0	2	0	0	0	2	3	0-0	.500	.500	1
	GCL Braves	.182	3	11	2	2	0	0	1	3	0	0	0	0	4	0-0	.182	.455	1
2016	Atlanta	.302	158	589	102	178	43	6	34	91	0	5	10	89	171	6-1	.400	.569	5
2017	Atlanta	.307	117	440	84	135	35	2	28	71	0	2	7	65	95	8-5	.403	.586	5
	Gwinnett	.667	2	3	1	2	0	0	0	0	0	0	0	2	1	0-0	.800	.667	0
2018	Atlanta	.309	162	618	94	191	44	4	23	98	0	6	7	76	132	10-3	.388	.505	7
Minor Totals		.303	434	1612	231	488	105	9	51	277	0	17	30	138	272	13-13	.365	.474	35
Major Totals		.293	1188	4356	685	1275	285	20	189	684	0	37	59	559	1041	37-18	.378	.497	54

Bold indicates led league

WILD CARD GAME RECORD

Year	Club, Opp.	AVG	G	AB	R	H	2B	3B	HR	RBI	SH	SF	HP	BB	SO	SB	CS	E
2012	Atl. vs. StL	.750	1	4	0	3	1	0	0	0	0	0	0	1	1	0	0	0

DIVISION SERIES RECORD

Year	Club, Opp.	AVG	G	AB	R	H	2B	3B	HR	RBI	SH	SF	HP	BB	SO	SB	CS	E
2013	Atl. vs. LAD	.313	4	16	4	5	1	0	0	0	0	0	0	1	4	0	0	0
2018	Atl. vs. LAD	.250	4	16	1	4	0	0	1	1	0	0	0	1	3	0	0	0
D.S. Totals		.281	8	32	5	9	1	0	1	1	0	0	0	2	7	0	0	0

ALL-STAR GAME RECORD

Year	Club, Site	AVG	G	AB	R	H	2B	3B	HR	RBI	SH	SF	HP	BB	SO	SB	CS	E	
2013	N.L., NYM	Injured - Did Not Play																	
2014	N.L., MIN	1.000	1	1	0	1	0	0	0	0	0	0	0	0	0	0	0	1	
2018	N.L., Wsh.	.000	1	2	0	0	0	0	0	0	0	0	0	0	0	0	0	0	
All-Star Totals		.333	2	3	0	1	0	0	0	0	0	0	0	0	0	0	0	0	

WORLD BASEBALL CLASSIC RECORD

Year	Club	AVG	G	AB	R	H	2B	3B	HR	RBI	SH	SF	HP	BB	SO	SB	CS	E
2017	Canada	.182	3	11	0	2	0	0	0	1	0	0	0	0	3	0	0	0

MAJOR LEAGUE FIELDING RECORD

Position	PCT	G	PO	A	E	TC	DP
First Base	.995	1164	9442	692	53	10187	880
Third Base	.971	16	13	21	1	35	1



SAM FREEMAN

39

LEFT-HANDED PITCHER

Full Name: **Samuel Douglass Freeman**

Bats: **Right**

Throws: **Left**

Height: **5-11**

Weight: **180**

DOB: **June 24, 1987**

Opening Day Age: **31**

Born: **Houston, TX**

Resides: **Prosper, TX**

MLB Debut: **June 1, 2012**

MLB Service Time: **4.066**

Acquired: **Signed to a minor-league contract, November 18, 2016**

Contract Status: **Signed through 2019**

2018

- In his second season with Atlanta, appeared in a career-most 63 games despite missing 20 games on the 10-day disabled list from 7/30-8/19 with left shoulder inflammation...Marked his first career DL trip.
- In his first nine games of the season, did not allow a run over 7.1 innings...Over his next 40 games, compiled a 6.68 ERA while walking 25 in 32.1 innings (24 ER)...After returning from the disabled list, made 14 scoreless appearances, spanning 10.2 innings.
- Did not receive a decision in his first 13 appearances, running his streak of games without a loss to 190...Freeman's run, which ended on 4/23 at CIN, is the second-longest in MLB history and dated to 10/3/12...Only Trevor Miller (240 games, 2006-09) compiled a longer streak in MLB history.
- Compiled a 2.77 ERA (8 ER/26.0 IP) and a .194 batting average against in 32 road games...Had a 5.92 ERA (16 ER/24.1 IP) in 31 games at SunTrust Park.
- Went more than 1.0 inning in 10 of his 63 appearances, including a season-best 2.1 on 6/19 at TOR.
- Inherited 44 runners and allowed 13 to score (29.5%)...Finished as one of 20 qualifying N.L. relievers to have a strand rate over 70%.
- Among pitchers who threw at least 50.0 innings, his 5.72 BB/9 ratio was the fourth highest in baseball.

2017

- In his first season with the Braves' organization, finished with career-high totals in appearances (58), innings (60.0) and strikeouts (59).

CAREER HIGHS

Most Innings Pitcher

3.0, 5/18/17, ATL vs. TOR

Most Runs Allowed

4, 2x, last: 4/21/16, MIL vs. MIN

Most Earned Runs Allowed

4, 2x, last: 4/21/16, MIL vs. MIN

Most Hits Allowed

5, 6/5/17, ATL vs. PHI

Most Home Runs Allowed

2, 8/8/14, STL at BAL

Most Walks

4, 2x, last: 4/28/16, MIL at CHI

Most Strikeouts

5, 8/29/18, ATL vs. TB

Longest Winning Streak

3 games, 8/13/13-9/18/14

Longest Losing Streak

2 games, 3x, last: 6/22/18-7/13/18

- Began the year with Triple-A Gwinnett before tossing 1.0 inning in his Braves debut on 5/5 vs. STL...From that date through the end of the season, led Braves relievers in games, innings and strikeouts.
- Also finished with a career high-tying 12 holds... His total was third best on the Braves...Also had 12 holds in 2015 with Texas.

- Failed to protect three leads...In two of those blown save situations, did not allow an earned run (9/26 at NYM and 9/29 at MIA).
- Ran his streak of appearances without a loss to 177 games, tied for the longest such active streak in the majors with RHP Peter Moylan...Freeman's run dates to 10/3/12...Only Trevor Miller (240 games, 2006-09) and Glen Perkins (181 games, 2012-14) have had longer such streaks in MLB history.
- Went more than 1.0 inning in 13 of his 58 appearances...Tossed a career-best 3.0 innings on 5/18 vs. TOR.
- Fanned a career high-tying four on 5/25 vs. PIT.
- Over a nine-game stretch from 7/9-7/31, allowed eight runs and two home runs in 9.0 innings...In his other 49 appearances, compiled a 1.59 ERA (9 ER/51.0 IP), while allowing just one home run.
- Compiled a 3.38 ERA (11 ER/29.1 IP) in 25 games prior to the All-Star break...Pitched to a 1.76 ERA (6 ER/30.2 IP) in 33 games following the break... Among pitchers with as many innings as Freeman following the All-Star break, his ERA ranked tied for ninth best in the majors and tied for third lowest in the NL.
- Over his final 25 games, allowed one earned run for a 0.40 ERA (22.1 IP)...Opponents hit .149 against him over this stretch.
- Batters leading off an inning against Freeman went 5-for-53 (.094)...His .094 average led the majors in such situations (minimum 50 at-bats).
- Compiled a 0.79 ERA (2 ER/22.2 IP) with 28 SO and a .193 opponent average (.576 OPS) over 31 games from 6/17-8/18...His ERA in that span was the lowest of any AL pitcher with at least 20.0 innings pitched and second-lowest in MLB.
- Pitched in seven straight Texas games from 7/7-18 spanning the All-Star break, posting 3.0 scoreless innings across 11 batters faced...Was the longest such streak by a Rangers player since Dale Mohorcic tied the MLB record by pitching in 13 straight team games, 8/6-20/86... Prior to Freeman, the last AL pitcher to work in as many as seven consecutive games was MIN's Eddie Guardado, who pitched in eight straight, 8/1-9/98.
- Ranked third on the team in appearances while establishing career highs in games, innings, strikeouts, and holds (12)...Ranked tied for second on club in holds and fourth in strikeouts.

2014

- Went 2-0 with a 2.61 ERA (11 ER/38.0 IP) over 44 relief outings with STL, setting MLB career highs in most categories, including games, innings, strikeouts and games finished (nine).
- His 2.61 ERA ranked 15th in MLB among pitchers with at least 40 appearances.
- Had two stints with STL: 5/13-17 and 5/24-end of season.
- Was scoreless in 35 of 44 appearances while recording a career-high 11 holds

2013

- Made 13 appearances over two stints with STL and spent the rest of the season with Triple-A Memphis.
- First recalled on 8/8 before being optioned on 8/15...Returned on 8/29 and spent the remainder of the year with the Cardinals.
- Earned his first MLB win on 8/13 vs. PIT.
- Faced 50 batters and did not allow a home run.

2012

- Saw first MLB action over two stints with St. Louis...Split the remainder of the season between Triple-A Memphis and Double-A Springfield.
- Recalled for the first time on 6/1 and made his debut that night at NYM...Got two outs and allowed one hit and one run, earned.
- Returned to the minors on 6/29 before returning for good on 9/1.

2016

- Went to spring training with Texas before being designated for assignment on 3/29...Acquired by MIL on 4/5, and appeared in seven games before being designated for assignment again on 5/9... Spent the remainder of the year with Triple-A Colorado Springs.
- Made his first three professional starts with Colorado Springs...Has 405 professional relief appearances, 142 at the MLB level.
- Started on 5/23, 5/28 and 6/2...Did not earn a decision and tossed 6.1 combined innings with nine runs, all earned, allowed...Transitioned back to the bullpen for his final 26 appearances.

2015

- Spent his first season with TEX after the club acquired him from STL in exchange for cash considerations on 3/28...Began the season in the minors, and was promoted to Texas on 5/14.
- From the date of his Texas debut on 5/14 through 8/18, led the majors with 45 appearances (31.1 IP).

MINOR LEAGUE HIGHLIGHTS

- Missed all of the **2010** season after undergoing left elbow ulnar collateral ligament reconstruction surgery on 3/10...Was a Florida State League All-Star in **2009**.

AMATEUR

- Played baseball and football at Hebron High School in Carrollton, Texas.
- Played college baseball at the University of Kansas in Lawrence, KS after two years at North Central Texas College.

PERSONAL

- He and his wife Jaime have two daughters, Ryan Leigh and Reese Avery.

TRANSACTIONS

- Selected by the St. Louis Cardinals in the 32nd round of the 2008 First-Year Player Draft...Signed by Joe Almaraz.
- Acquired by the Texas Rangers from the St. Louis Cardinals in exchange for cash considerations on March 28, 2015.
- Acquired by the Milwaukee Brewers from the Texas Rangers in exchange for cash considerations on April 5, 2016.
- Signed by the Atlanta Braves to a minor league contract on October 25, 2016.
- On Atlanta's disabled list (left shoulder inflammation) from July 29 to August 19, 2018; included rehabilitation assignment to Rome (A) and Gwinnett (AAA).

COMPLETE RECORD

Year	Club	W-L	ERA	G	GS	CG	SHO	SV	IP	H	R	ER	HR	HB	BB	SO	WP	BK
2008	Johnson City	4-1	3.70	20	0	0	0	2	24.1	23	15	10	2	1	12	34	4	0
	Palm Beach	0-0	0.00	1	0	0	0	0	2.0	0	0	0	0	0	1	4	0	0
2009	Palm Beach	2-1	1.64	26	0	0	0	1	33.0	18	7	6	0	0	13	30	2	0
	Springfield	0-1	3.52	15	0	0	0	1	23.0	19	9	9	6	1	14	17	2	0
2010							Injured - Did Not Play											
2011	Palm Beach	0-0	4.00	7	0	0	0	0	9.0	8	5	4	0	0	4	7	0	0
	Springfield	2-2	3.03	52	0	0	0	3	59.1	53	28	20	5	2	28	52	3	1
2012	Springfield	1-3	1.56	15	0	0	0	1	17.1	12	5	3	1	1	4	12	2	0
	Memphis	2-2	2.08	27	0	0	0	0	30.1	25	7	7	3	0	12	27	2	0
	St. Louis	0-2	5.40	24	0	0	0	0	20.0	17	13	12	2	1	10	18	0	0
2013	Memphis	7-2	2.97	49	0	0	0	2	69.2	57	25	23	4	3	27	66	3	0
	St. Louis	1-0	2.19	13	0	0	0	0	12.1	8	3	3	0	0	5	8	2	0
2014	Memphis	0-1	3.54	16	0	0	0	0	20.1	25	12	8	1	1	7	26	4	0
	St. Louis	2-0	2.61	44	0	0	0	0	38.0	34	13	11	2	4	19	35	3	0
2015	Round Rock	0-0	1.13	8	0	0	0	0	8.0	5	1	1	0	0	6	8	0	0
	Texas	0-0	3.05	54	0	0	0	0	38.1	31	13	13	4	3	25	40	0	0
2016	Milwaukee	0-0	12.91	7	0	0	0	0	7.2	13	11	11	2	0	9	8	1	0
	Colorado Springs	2-1	5.20	30	3	0	0	2	55.1	63	34	32	4	3	28	46	3	0
2017	Gwinnett	3-1	0.87	9	0	0	0	1	10.1	5	2	1	1	0	6	8	0	0
	Atlanta	2-0	2.55	58	0	0	0	0	60.0	48	19	17	3	3	27	59	2	0
2018	Atlanta	3-5	4.29	63	0	0	0	0	50.1	41	26	24	3	2	32	58	4	0
	Rome	0-0	13.50	1	0	0	0	0	0.2	1	1	1	0	0	2	1	1	0
	Gwinnett	1-0	0.00	2	0	0	0	0	2.0	1	0	0	0	0	2	3	0	0
Minor Totals		24-15	3.09	278	3	0	0	13	364.2	315	151	125	27	12	166	341	26	1
Atlanta Totals		5-5	3.34	121	0	0	0	0	110.1	89	45	41	6	5	59	117	6	0
N.L. Totals		8-7	3.73	209	0	0	0	0	188.1	161	85	78	12	10	102	186	12	0
Major Totals		8-7	3.61	263	0	0	0	0	226.2	192	98	91	16	13	127	226	12	0

DIVISION SERIES RECORD

Year	Club, Opp	W-L	ERA	G	GS	CG	SHO	SV	IP	H	R	ER	HR	HB	BB	SO	WP	BK
2014	Stl. Vs. LAD	0-0	---	1	0	0	0	0	0.0	0	0	0	0	0	2	0	0	0

MAJOR LEAGUE FIELDING RECORD

Position	PCT	G	PO	A	E	TC	DP
Pitcher	.936	263	9	35	3	47	3



MAX FRIED

54

LEFT-HANDED PITCHER

Full Name: **Max Dorian Fried**

Bats: **Left**

Throws: **Left**

Height: **6-4**

Weight: **190**

DOB: **January 18, 1994**

Opening Day Age: **25**

Born: **Santa Monica, CA**

Resides: **Henderson, NV**

MLB Debut: **August 8, 2017**

MLB Service Time: **0.148**

Acquired: **Trade with San Diego, December 19, 2014**

Contract Status: **Signed through 2019**

2018

- Split his season between Atlanta, Triple-A Gwinnett and Double-A Mississippi, going 1-4 with a 2.94 ERA (11 ER/33.2 IP) and 44 strikeouts in 14 games, five starts, at the big league level... Was 3-6 with a 3.94 ERA (34 ER/77.2 IP) in 15 combined games, all starts, in the minors.
- Also missed 14 games on the 10-day disabled list with a left middle finger blister from 7/6-7/28 and 21 games with a left groin strain, 8/7-27.
- Began the season with Mississippi before joining Gwinnett on 4/12...Recalled to Atlanta for the first time on 4/24 and returned to Triple-A on 5/5... Had four more stints with Atlanta (5/17, 5/28, 6/30-8/27, 9/6-end of the season).
- Set career highs in innings pitched and strikeouts, 6/30 at STL, fanning 11 over 6.2 innings...Allowed just four hits and three walks to earn his lone win of the season.
 - **A** Became the seventh pitcher in Atlanta franchise history to record double-digit strikeouts within his first 15 career games, and the first to do so since Aaron Blair fanned 10 on 10/1/16 vs. DET.
- Made his first start with Atlanta, 5/28 vs. NYM in the first game of a doubleheader...Was added to the roster as the 26th man, and allowed two runs, one earned, over 5.0 innings.
 - **A** Became the first Braves pitcher since Kevin Millwood in 1999 to pick off two runners in the same inning...Millwood did it on 7/18 at TOR...Between Millwood's two pickoffs and Fried's game, only six other major league pitchers accomplished the feat, with MIN's Kyle Gibson doing it last on 9/7/16 vs. KC.

CAREER HIGHS

Most Innings Pitched
6.2, 6/30/18, ATL at STL

Most Runs Allowed
4, 3x, last: 7/5/18, ATL at MIL

Most Earned Runs Allowed
4, 7/5/18, ATL at MIL

Most Hits Allowed
7, 9/25/17, ATL at NYM

Most Home Runs Allowed
1, 6x, last: 5/4/18, ATL vs. SF

Most Walks
4, 5/28/18, ATL vs. NYM

Most Strikeouts
11, 6/30/18, ATL at STL

Longest winning streak
1 game, 2x, last: 6/30/18

Longest losing streak
2 games, 2x, last: 7/5/18-present

- Compiled a 2.49 ERA (6 ER/21.2 IP) and a 1-2 record in his five starts...Was 0-2 with a 3.75 ERA (5 ER/12.0 IP) all three of his home runs allowed in nine relief outings.
- Allowed one hit over 30 at-bats (.033) with runners in scoring position...In these situations with two outs, opposing hitters were 0-for-14 with eight strikeouts.

2018 POSTSEASON

- Appeared in all four games of the NLDS vs. LAD, tossing 2.1 combined innings and allowing one hit and one run, earned.

2017

- Made his major league debut while also spending time with Double-A Mississippi and Triple-A Gwinnett.
- The Braves recalled him from Mississippi on 8/5 and he made his MLB debut on 8/8 vs. PHI...Tossed 2.0 scoreless innings out of the bullpen...Had made two career relief appearances in the minors prior to his outing.
- Appeared in three more games, all in relief, for the Braves and allowed four runs in 4.2 innings (7.71 ERA) with no decisions before the club optioned him to Triple-A Gwinnett on 8/23.
- Returned to the Braves for the remainder of the season on 9/1.
- Made his first career start on 9/3 at CHI and earned the 5-1 victory after going 5.0 innings and allowing one run and four hits...Of the four Braves to make their first career start in 2017, Fried was the only one to win.
- Joined with Luiz Gohara and Sean Newcomb to become the first trio of rookie left-handers to start for the Braves since 1945, when Bob Logan, Lefty Wallace and Bob Whitcher did it.
- Started four of his final five games with Atlanta... Compiled a 3.44 ERA (7 ER/18.1 IP) as a starter at the MLB level.
- Spent the majority of the season pitching in Double-A Mississippi's rotation.
- Started the year with the M-Braves and went 2-11 with a 5.92 ERA (57 ER/86.2 IP) over 19 starts.
- Did not allow an earned run over his final three outings with Mississippi, 7/21-8/1.
- Went 1-1 with a 3.44 ERA (7 ER/18.1 IP) in four starts with the Braves...Compiled a 4.70 ERA (4 ER/7.2 IP) in five games of relief for Atlanta.
- Limited lefties to a .258 (8-for-31) average, while righties hit .297 (22-for-74) with all three of the home runs he allowed.
- Pitched for Peoria in the Arizona Fall League and went 3-1 with a 1.73 ERA (5 ER/26.0 IP), 32 strikeouts and eight walks in six games, all starts.

2016

- Spent the season with Single-A Rome after entering the season as the club's ninth-best prospect...Struck out 112 for a K/9 ratio of 9.79.

- Made his Atlanta organizational debut on 4/9 vs. Augusta...Tossed 5.0 innings and the start was his first action since 7/21/14 after he missed all of 2015 recovering from "Tommy John" surgery.
- Helped the R-Braves to the South Atlantic title after winning both his playoff starts while compiling a 1.23 ERA (2 ER/14.2 IP) with 24 strikeouts...Beat Charleston, 4-1, in the deciding game of the series on 9/10 with 7.2 innings and 11 strikeouts...Then tossed 7.0 innings with a career-best 13 strikeouts to close out Lakewood on 9/16.
- Made two trips to the disabled list due to a blister, first from 7/5-15 and again from 7/16-8/14.
- Went 9-5 with a 2.74 ERA (26 ER/85.1 IP) over his final 16 games, 15 starts.
- Fanned 44 batters in 25.1 innings over his final four starts of the season (including playoffs)... Finished the season as the sixth-best prospect in the SAL according to *Baseball America*.
- Added to the 40-man roster on 11/18.

2015

- Ranked as the club's third-best prospect according to *Baseball America*, but did not pitch while recovering from "Tommy John" surgery.

2014

- Began the year on High-A Lake Elsinore's (San Diego) disabled list with forearm soreness... He returned in July and made five starts before hitting the disabled list again (on 7/24) and having left elbow surgery on 8/20...Dr. Neal ElAttrache performed UCL reconstruction surgery in Los Angeles, Calif., on 8/20/14.
- Entered the season as the No. 3 prospect in the Padres system by *Baseball America*.

2013

- Named by *Baseball America* as the No. 2 prospect in the Padres organization entering the season.
- Spent the year with Single-A Fort Wayne, where he tied for the team lead with 23 starts, tied for second on the club with 118.1 innings and tied for third with six wins.
- Rated by *Baseball America* as the No. 8 prospect in Midwest League following the campaign.

2012

- Made his professional debut with the rookie-level Arizona League Padres.
- Rated as the top left-handed pitcher by *Baseball America* among all players in the 2012 draft class.

AMATEUR

- Attended Harvard-Westlake High School in Studio City, Calif. for his senior year, where he was teammates with Lucas Giolito (White Sox)... Attended Montclair College Preparatory School in Van Nuys, Calif. for three years before the school cut all athletics.
- Committed to UCLA before signing with San Diego.



TRANSACTIONS

- Selected by the San Diego Padres in the first round (seventh overall) of the 2012 First-Year Player Draft...Signed by Brent Mayne.
- Acquired by the Atlanta Braves along with INF Jace Peterson, OF Dustin Peterson and OF Mallex Smith from the San Diego Padres in exchange for OF Justin Upton and RHP Aaron Northcraft on December 19, 2014.
- On Atlanta's disabled list (blister on his left third finger) from July 6 to July 29, 2018; included rehabilitation assignment to Mississippi (AA) and Gwinnett (AAA).
- On Atlanta's disabled list (left groin strain) from August 7 to August 27, 2018; included rehabilitation assignment to Gwinnett (AAA).

COMPLETE RECORD

Year	Club	W-L	ERA	G	GS	CG	SHO	SV	IP	H	R	ER	HR	HB	BB	SO	WP	BK
2012	AZL Padres	0-1	3.57	10	9	0	0	0	17.2	14	9	7	1	1	6	17	5	0
2013	Fort Wayne	6-7	3.49	23	23	0	0	0	118.2	107	54	46	7	8	56	100	10	3
2014	AZL Padres	0-0	5.40	3	3	0	0	0	5.0	8	3	3	0	0	3	8	0	0
	Fort Wayne	0-1	4.76	2	2	0	0	0	5.2	7	3	3	1	0	2	2	0	0
2015									Injured - Did Not Pitch									
2016	Rome	8-7	3.93	21	20	0	0	0	103.0	87	52	45	10	4	47	112	11	3
2017	Mississippi	2-11	5.92	19	19	0	0	0	86.2	88	61	57	8	7	43	85	6	2
	Atlanta	1-1	3.81	9	4	0	0	0	26.0	30	15	11	3	4	12	22	0	0
	Gwinnett	0-0	0.00	2	2	0	0	0	6.0	1	0	0	0	0	2	6	1	0
2018	Mississippi	1-0	0.00	2	2	0	0	0	11.1	4	0	0	0	0	4	16	1	0
	Gwinnett	2-6	4.61	13	13	0	0	0	66.1	66	36	34	4	5	30	71	3	2
	Atlanta	1-4	2.94	14	5	0	0	0	33.2	26	12	11	3	2	20	44	2	0
Minor Totals		19-33	4.18	95	93	0	0	0	420.1	382	218	195	31	25	193	417	37	10
Major Totals		2-5	3.32	23	9	0	0	0	59.2	56	27	22	6	6	32	66	2	0

DIVISION SERIES RECORD

Year	Club, Opp	W-L	ERA	G	GS	CG	SHO	SV	IP	H	R	ER	HR	HP	BB	SO	WP	BK
2018	Atl. vs. LAD	0-0	3.86	4	0	0	0	0	2.1	1	1	1	1	0	1	1	0	0

MAJOR LEAGUE FIELDING RECORD

Position	PCT	G	PO	A	E	TC	DP
Pitcher	.938	23	0	15	1	16	0

MAJOR LEAGUE BATTING RECORD

Year	Club	AVG	G	AB	R	H	2B	3B	HR	RBI	SH	SF	HP	BB	SO	SB	CS	E
2018	Atlanta	.125	14	8	1	1	0	0	0	0	0	0	0	0	3	0	0	0
Major Totals		.067	24	15	2	1	0	0	0	0	1	0	0	1	6	0	0	1



KEVIN GAUSMAN

45

RIGHT-HANDED PITCHER

Full Name: **Kevin John Gausman**

Bats: **Left**

Throws: **Right**

Height: **6-3**

Weight: **200**

DOB: **January 6, 1991**

Opening Day Age: **28**

Born: **Centennial, CO**

Resides: **Baton Rouge, LA**

MLB Debut: **May 23, 2013**

MLB Service Time: **4.151**

Acquired: **Trade with Baltimore, July 31, 2018**

Contract Status: **Signed through 2019**

2018

- Split the season between Baltimore and Atlanta, joining the Braves in a midseason trade that sent the righty and RHP Darren O'Day to the National League in exchange for minor leaguers INF Jean Carlos Encarnacion, C Brett Cumberland, RHP Evan Phillips, LHP Bruce Zimmermann and international signing slots on 7/31.
- Made 10 starts for Atlanta after being acquired, and went 5-3 with a 2.87 ERA (19 ER/59.2 IP).
 - His five wins with the Braves were the most for an Atlanta pitcher acquired in-season since 2000, when Andy Ashby went 8-6 over 15 turns with Atlanta after being acquired from Philadelphia... Milt Pappas went 10-8 after the Braves acquired him in 1968 to set the Atlanta-era record...Pappas, Ashby and Doyle Alexander (6-6 in 1986) are the only Atlanta pitchers with more wins than Gausman after being acquired in-season.
 - The Braves starting rotation went 19-16 with a 3.13 ERA (114 ER/327.1 IP) in 58 games after adding Gausman...The ERA was the fourth best in baseball.
- Made 31 starts, and has at least 30 starts in three consecutive seasons...Combined to go 10-11 with a 3.92 ERA (80 ER/183.2 IP) and 148 strikeouts.
- Went undefeated at SunTrust Park, going 3-0 with a 2.81 ERA (10 ER/32.0 IP) in five starts... Atlanta won each of his five starts.
 - The five-game winning streak marks the longest career-opening stretch of team wins in a pitcher's home starts for Atlanta since 2008, when the Braves won each of Jair Jurrjens' first eight starts.

CAREER HIGHS

Most Innings Pitched

9.0, 5/5/18, BAL at OAK

Most Runs Allowed

8, 3x, last: 7/14/17, BAL vs. CHI

Most Earned Runs Allowed

8, 2x, last: 7/14/17, BAL vs. CHI

Most Hits Allowed

12, 7/12/18, BAL vs. PHI

Most Home Runs Allowed

4, 2x, last: 8/19/17, BAL vs. LAA

Most Walks

6, 2x, last: 6/11/17, BAL at NYY

Most Strikeouts

10, 2x, last: 5/22/18, BAL at CWS

Longest Winning Streak

5 games, twice, last: 6/27/17-7/29/17

Longest Losing Streak

5 games, 4/25/16-6/20/16

- Made his Braves debut, 8/4 at NYM...Took the loss after allowing six hits and three runs over 5.0 innings in Atlanta's 3-0 defeat.

- Made his SunTrust Park debut, 8/10 vs. MIL, and allowed six hits and just one run over 8.0 innings...Fanned eight without walking a batter.
 - ✦ Became the first Braves pitcher to toss 8.0 innings in his home debut since Matt Wisler held NYM to one run over 8.0 frames on 6/19/15 at Turner Field.
 - ✦ Fell three outs shy of his first 9.0-inning complete game...The last Braves pitcher to throw a complete game in his home debut was Andy Ashby, who tossed a four-hitter to beat NYM, 1-0 on 7/23/90.
- Collected his first career hit, 8/15 vs. MIA.

2018 POSTSEASON

- Appeared in one game during the NLDS vs. LAD, tossing 2.0 innings of relief during Game 3.

2017

- Made a team-leading 34 starts...His 34 starts were a career high and were tied with Chris Archer for the most in the majors.
- Was ejected for the first time in his career on 5/3 at BOS after hitting Xander Bogaerts.
- Made 18 starts against AL East opponents, finishing with a 7-5 record and a 3.24 ERA (36 ER/100.0 IP), 43 walks and 87 strikeouts...The Orioles went 11-7 in his 18 starts against the division.
- From 7/19 through the end of the season, went 6-5 with a 2.70 ERA (26 ER/86.2 IP) with 91 strikeouts in 14 starts...His 2.70 ERA was the seventh lowest in the majors during that stretch... Five of his seven scoreless outings were during the stretch.
- Went 4-0 in six starts in the month of July...His four wins were tied for second most in the AL in July.
- Had 45 strikeouts in the month of July to rank seventh in the AL.
- Had four-straight quality starts from 7/19-8/4... In those starts, had a 0.65 ERA (2 ER/27.2 IP) with nine walks and 32 strikeouts.
- Had nine starts in which he struck out eight-or-more batters...Went 5-2 with a 1.19 ERA (8 ER/60.1 IP) with a 0.96 WHIP...Eight of the nine starts were quality turns.
- Made 17 starts at home and went 4-5 with a 4.61 ERA (49 ER/95.2 IP), 38 walks and 102 strikeouts... Opponents batted .271 (102-for-377) with 18 home runs at Oriole Park.
- Made 17 road starts and went 7-7 with a 4.75 ERA (48 ER/91.0 IP), 33 walks and 77 strikeouts... Won three-straight road decisions (8/14-9/13)... Opponents hit .295 (106-for-359) with 11 home runs on the road.
- Opponents hit .492 (31-for-63) with five home runs on a 0-0 count...Lead-off hitters averaged a lineup-high .359 (33-for-92) with two home runs.

2016

- Began the season on the 15-day disabled list with a right shoulder strain (retroactive to 3/25)...Made three rehab starts between Class A-Advanced Frederick, Double-A Bowie, and Triple-A Norfolk, combining to post a 3.27 ERA (4 ER/11.0 IP).
- Led the club with a career-high 18 quality starts.
- Among qualifying AL starting pitchers, ranked 12th in strikeouts per 9.0 IP (8.72).
- Posted a career high five-game winning streak (8/18-9/14), in which he went 5-0 with a 1.59 ERA (7 ER/39.2 IP), 40 strikeouts, and five quality starts in six outings during that span.
- Did not surrender a run over three-straight outings (19.0 IP) from 8/23-9/3.
- Logged a career-high five straight quality starts (8/23-9/14), going 4-0 with a 0.82 ERA (3 ER/33.0 IP) and 32 strikeouts in that span...His 0.82 ERA from 8/23-9/14 was the second-lowest mark among qualifying pitchers (min. 20.2 IP) in the majors (lowest among qualifying AL pitchers).
- Received 82 runs of support in his 30 starts (4.11 run support average)...Received one-or-fewer runs of support in 12 of 30 starts.
- Went 6-2 with a 2.67 ERA (23 ER/77.2 IP) in 12 home starts (eight quality starts) and opponents batted .235/.282/.389 against him at home.
- On 9/3 vs. NYY, tossed 6.0 scoreless innings in a 2-0 win...He also threw 7.0 scoreless innings on 8/28 at NYY...Per the Elias Sports Bureau, the last pitcher to start against the Yankees and not allow a run in two-straight appearances was Oakland's RHP Scott Sanderson in May 1990.
- Improved his record to 1-5 and Tampa Bay's RHP Matt Andriese fell to 6-1 in the Orioles' 5-0 win over the Rays in Game 1 of a doubleheader on 6/25...According to the Elias Sports Bureau, it marked just the third time in Major League history that a starting pitcher who entered the game 0-5 or worse defeated a starter who had been 5-0 or better...On 5/10/1879, RHP Harry McCormick (0-5) of the Syracuse Stars defeated RHP Will White (5-0) of the Cincinnati Reds...On 7/15/1954, in Game 1 of a doubleheader, RHP Bob Buhl (0-7) of the Milwaukee Braves defeated RHP Bob Milliken (5-0) of the Brooklyn Dodgers.

- With his win on 6/25, against Tampa Bay in Game 1 of a doubleheader, he snapped a streak of 12 consecutive starts (4/25-6/20) in which he did not earn a win as a starter, going 0-5 with a 4.37 ERA (33 ER/68.0 IP) and six quality starts in those 12 outings.
- Did not factor in the decision over five straight outings from 4/30-5/21, posting a 2.84 ERA (10 ER/31.2 IP) with four quality starts in that span... His ERA in that stretch ranked 12th among qualifying American League pitchers (minimum 19.0 IP).
- Started on 10/2 at NYY and earned the win after allowing just two earned run over 7.1 innings as the Orioles clinched an appearance in the 2016 AL Wild Card Game.

2015

- Recorded 103 strikeouts, his first major league season with at least 100 strikeouts...Struck out a career-high 10 batters over a then career-high 8.0 innings on 9/30 vs. TOR [2]...The 10 strikeouts matched an Orioles season-high (also RHP Miguel Gonzalez on 4/14 vs. NYY).
- Surpassed the 100-pitch threshold for four consecutive outings, 8/12-28.
- Went 3-2 with a 4.39 ERA (26 ER/53.1 IP) in 14 outings (eight starts) against the AL East.
- Allowed 12 runs (including five home runs) in the first inning, the most runs he surrendered among any other inning.
- Went 3-1 with a 2.19 ERA (13 ER/53.1 IP) in 11 appearances (eight starts) at home.
- Posted a quality start in seven of his eight home starts, going 3-1 with a 1.97 ERA (11 ER/50.1 IP) and holding opponents to a .205 batting average in those eight outings.
- Went 1-6 with a 6.10 ERA (40 ER/59.0 IP) in 14 road games (nine starts).
- With his win on 8/1 vs. DET, snapped a streak of 12 consecutive starts (8/22/14-7/27/15) in which he did not earn a win as a starter, going 0-5 with a 3.65 ERA (28 ER/69.0 IP) and four quality starts in those 12 outings.
- As a starter, went 3-7 with a 4.22 ERA (47 ER/100.1 IP) over 17 starts (eight quality starts)...In those 17 outings, he posted an 8.07 strikeout per 9.0 IP ratio (90 K/100.1 IP), while averaging 16.6 pitches per inning.
- As a reliever, went 1-0 with a 4.50 ERA (6 ER/12.0 IP) in eight appearances out of the bullpen...He recorded 13 strikeouts and held opponents to a .239 batting average in those outings.
- Last made an appearance as a reliever on 5/6 at

NYM (1.0 IP, 2 K).

- From 6/20-10/4, finished second among Orioles pitchers in strikeouts (90), and he led all Orioles starting pitchers in strikeout-to-walk ratio (3.75), strikeouts per batter faced (.215), and strikeouts per 9.0 IP (8.07).
- Did not factor in the decision over six consecutive starts (9/6/14-7/2/15), posting a 2.04 ERA (8 ER/35.1 IP), while holding opponents to a .226 batting average in those games.
- Went 0-2 with a 2.82 ERA (7 ER/22.1 IP) in six minor league starts between Class A-Advanced Frederick, Double-A Bowie, and Triple-A Norfolk (including rehab).
- Last started for the Tides on 7/17 at Charlotte (ND, 6.0 IP, 6 H, 2 ER, 8 K).
- Placed on the 15-day disabled list with right shoulder tendinitis on 5/8...Made three rehab starts between Class A-Advanced Frederick and Double-A Bowie, going 0-1 with a 5.40 ERA (5 ER/8.1 IP) and 10 strikeouts.

2014

- Had six stints with the Orioles: 5/14-15, 6/6-20, 6/27, 7/6-7, 7/12-8/27, and 9/1-end of the season.
- Allowed three earned runs or fewer in 16 of his 20 starts for the Orioles, posting nine quality starts.
- Posted a 3.18 ERA (18 ER/51.0 IP) in nine road starts and a 3.90 ERA (27 ER/62.1 IP) in 11 home starts.
- His road ERA was the second-best road mark among AL rookies (min. 8 starts).
- Earned his first win of the season, 6/7 vs. OAK.
- Tossed a then career-high 7.1 innings, 9/1 vs. MIN...His streak of three straight starts with at least 7.0 IP and seven strikeouts was the longest by an Oriole since 8/10-21/07, when Erik Bedard did so.
- Made 11 starts for Triple-A Norfolk and went 1-3 with a 3.32 ERA (16 ER/43.1 IP).
- Placed on the minor league DL, 5/2, retroactive to 4/30, with a left intercostal strain.
- Did not allow an earned run from 4/20 until the fifth inning of his start on 5/20 with Norfolk, a span of 18.1 innings.

2014 POSTSEASON

- Made three postseason appearances, all in relief, pitching to a 1.13 ERA (1 ER/8.0 IP) with seven strikeouts.

2013

- Had three stints with the Orioles: 5/23-6/13, 6/24-7/9, and 8/28-end of the season.
- Went 0-3 with a 7.66 ERA (21 ER/24.2 IP) in five starts and 3-2 with a 3.52 ERA (9 ER/23.0 IP) in 15 relief appearances (11.3 K/9.0 IP out of pen).
- Made his major league debut, 5/23 at TOR (L, 5.0 IP, 7 H, 4 ER, 2 BB, 5 K, 1 HR)...Recorded his first major league strikeout in the first inning, fanning Edwin Encarnacion.
- Named the Orioles No. 2 prospect by *Baseball America* following the season...Named a top 100 overall prospect in baseball by *Baseball Prospectus* (10), *ESPN.com* (23), and *MLB.com* (31).

2012

- Signed in July and made his professional debut with Short-Season A Aberdeen, tossing 6.0 scoreless innings over two outings (1 H, 5 K).

PERSONAL

- Went 11-1 with a 2.72 ERA (35 ER/115.2 IP), 128 strikeouts, 27 walks and two complete games in 16 starts for LSU in 2012.
- Named 2012 First-Team All-American (Collegiate Baseball, Perfect Game, ABCA); Second-Team All-American (*Baseball America*, NCBWA); First-Team All-SEC; ABCA First-Team All-South Region; Louisiana Pitcher of the Year; and NCAA Baton.
- Wife's name is Taylor, and the couple has a daughter, Sadie.

TRANSACTIONS

- Selected by the Los Angeles Dodgers in the sixth round of the 2010 First-Year Player Draft...Did not sign.
- Selected by the Baltimore Orioles in the first round (4th overall) of the 2012 First-Year Player Draft...Signed by Dave Jennings.
- On Baltimore's 15-day disabled list (right shoulder tendinitis), from May 7 to June 20, 2015; included an injury rehabilitation assignment to Frederick (A+), and Bowie (AA).
- On Baltimore's 15-day disabled list (right shoulder strain), from March 25 to April 25, 2016; included an injury rehabilitation assignment to Bowie (AA), Frederick (A+) and Norfolk (AAA).
- Acquired by the Atlanta Braves along with RHP Darren O'Day from the Baltimore Orioles in exchange for RHP Evan Phillips, LHP Bruce Zimmerman, C Brett Cumberland, INF Jean Carlos Encarnacion and international signing slots on July 31, 2018.



COMPLETE RECORD

Year	Club	W-L	ERA	G	GS	CG	SHO	SV	IP	H	R	ER	HR	HB	BB	SO	WP	BK
2012	Aberdeen	0-0	0.00	2	2	0	0	0	6.0	1	0	0	0	0	0	5	0	0
	Frederick	0-1	6.00	3	3	0	0	0	9.0	10	6	6	3	0	1	8	0	1
2013	Bowie	2-4	3.11	8	8	0	0	0	46.1	44	21	16	3	3	5	49	7	0
	Baltimore	3-5	5.66	20	5	0	0	0	47.2	51	30	30	8	0	13	49	4	0
2014	Norfolk	1-2	4.04	8	7	0	0	0	35.2	36	16	16	1	1	9	33	2	0
	Norfolk	1-3	3.32	11	11	0	0	0	43.1	41	18	16	5	0	18	44	1	0
	Baltimore	7-7	3.57	20	20	1	0	0	113.1	111	48	45	7	1	38	88	9	0
2015	Aberdeen	0-0	0.00	1	1	0	0	0	2.0	1	1	0	0	0	1	1	0	0
	Baltimore	4-7	4.25	25	17	0	0	0	112.1	109	56	53	17	2	29	103	7	0
	Frederick	0-0	1.80	2	2	0	0	0	5.0	2	1	1	1	0	0	6	0	0
	Bowie	0-1	10.80	1	1	0	0	0	3.1	4	4	4	2	0	0	4	0	0
	Norfolk	0-1	1.29	3	3	0	0	0	14.0	10	3	2	2	0	6	14	0	0
2016	Bowie	0-1	0.00	1	1	0	0	0	2.0	4	1	0	0	0	1	2	0	0
	Frederick	0-1	2.70	1	1	0	0	0	3.1	4	2	1	0	0	2	8	0	0
	Norfolk	0-1	4.76	1	1	0	0	0	5.2	4	3	3	0	0	2	9	1	0
	Baltimore	9-12	3.61	30	30	0	0	0	179.2	183	76	72	28	5	47	174	8	0
2017	Baltimore	11-12	4.68	34	34	0	0	0	186.2	208	99	97	29	5	71	179	8	1
2018	Baltimore	5-8	4.43	21	21	0	0	0	124.0	139	62	61	21	5	32	104	6	0
	Atlanta	5-3	2.87	10	10	0	0	0	59.2	50	23	19	5	2	18	44	0	0
Minor Totals		4-15	3.33	42	41	0	0	0	175.2	161	76	65	17	4	45	183	11	1
A.L. Totals		39-51	4.22	150	127	1	0	0	763.2	801	371	358	110	18	230	697	42	1
Atlanta Totals		5-3	2.87	10	10	0	0	0	59.2	50	23	19	5	2	18	44	0	0
Major Totals		44-54	4.12	160	137	1	0	0	823.1	851	394	377	115	20	248	741	42	1

DIVISION SERIES RECORD

Year	Club, Opp	W-L	ERA	G	GS	CG	SHO	SV	IP	H	R	ER	HR	HP	BB	SO	WP	BK
2014	Bal. vs. Det.	0-0	2.45	1	0	0	0	0	3.2	3	1	1	0	0	1	5	0	0
2018	Atl. Vs. LAD	0-0	9.00	1	0	0	0	0	2.0	2	2	2	1	0	2	4	0	0
D.S. Totals		0-0	4.76	2	0	0	0	0	5.2	5	3	3	1	0	3	9	0	0

CHAMPIONSHIP SERIES RECORD

Year	Club, Opp	W-L	ERA	G	GS	CG	SHO	SV	IP	H	R	ER	HR	HBP	BB	SO	WP	BK
2014	Bal. vs. KC	0-0	0.00	2	0	0	0	0	4.1	1	0	0	0	0	1	2	0	0

MAJOR LEAGUE FIELDING RECORD

Position	PCT	G	PO	A	E	TC	DP
Pitcher	.961	160	34	88	5	127	7

MAJOR LEAGUE BATTING RECORD

Year	Club	AVG	G	AB	R	H	2B	3B	HR	RBI	SH	SF	HP	BB	SO	SB	CS	E
2018	Atlanta	.053	11	19	0	1	0	0	0	0	0	0	0	4	9	0	0	1
Major Totals		.034	20	29	0	1	0	0	0	0	0	0	0	5	17	0	0	5



LUIZ GOHARA

LEFT-HANDED PITCHER

Full Name: **Luiz Gohara**

Bats: **Left**

Throws: **Left**

Height: **6-3**

Weight: **265**

DOB: **July 31, 1996**

Opening Day Age: **22**

Born: **Tupã, Brazil**

Resides: **Tupã, Brazil**

MLB Debut: **September 6, 2017** MLB Service Time: **0.120**

Acquired: **Trade with Seattle, January 11, 2017**

Contract Status: **Signed through 2019**

53

2018

- Split the season between Atlanta, the minor leagues, the bereavement list, the restricted list and the disabled list.
 - ✦ Appeared in the nine games, one start, for the Braves, going 0-1 with a 5.95 ERA (13 ER/19.2 IP) and one save.
- Began the season on the 10-day DL with a left ankle sprain and missed 25 games, 3/29-4/27... After his return, optioned to Triple-A Gwinnett... Returned to Atlanta on 5/8 before going to the bereavement list on 5/25...Remained there until 6/1 and went to the restricted list until 6/3.
 - ✦ Optioned back to Triple-A on 6/16 before returning to Atlanta on 7/4...Optioned to Triple-A on 7/11 and did not return to the major league active roster for the remainder of the season.
 - ✦ Finished the season on the disabled list with a left shoulder strain.
- Earned his first career save with 3.0 innings in his season debut, 5/10 at MIA.
- Made his only start, 5/23 at PHI...Went 4.0 innings and took the loss in a 4-0 defeat.
- Made 12 starts with Gwinnett, with his last appearance of the season coming on 8/22 vs. Durham in game two of a doubleheader...Went to the disabled list on 8/28 and did not pitch again.
- With the bases empty, limited hitters at the major league level to a .098 average (5-for-51)...With runners aboard, hitters batted .524 (11-for-21).

2017

- Spent time at three different levels of the Braves farm system before making his major league debut in September...Finished the season in Atlanta's rotation, making five starts for the Braves.

CAREER HIGHS

Most Innings Pitched
7.0, 9/24/17, ATL vs. PHI

Most Runs Allowed
6, 2x, last: 6/4/18, ATL at SD

Most Earned Runs Allowed
6, 2x, last: 6/4/18, ATL at SD

Most Hits Allowed
11, 9/19/17, ATL vs. WSH

Most Home Runs Allowed
1, 5x, last: 7/4/18, ATL at NYY

Most Walks
4, 2x, last: 5/23/18, ATL at PHI

Most Strikeouts
9, 9/24/18, ATL vs. PHI

Longest winning streak
1 game, 9/13/17

Longest losing streak
3 games, 9/19/17-present

- Began the season with Single-A Florida before starting vs. TEX in game 1 of a doubleheader on 9/6... Became the first Braves starter since 2004 to begin the year in Single-A and make his MLB debut later that season...RHP Jose Capellan began 2004 with Single-A Myrtle Beach before debuting on 9/12/04 vs. MON...Gohara allowed six runs, earned, over 4.0 innings in his debut to lose, 12-8.

- Became the fifth Brazilian native to play at the major league level, joining CLE's Yan Gomes (debuted in 2012), KC's Paulo Orlando (debuted in 2015), SD's Andre Rienzo (debuted in 2013) and SEA's Thyago Vieira (debuted in 2017).

- Joined with Max Fried and Sean Newcomb to become the first trio of rookie left-handers to start for the Braves since 1945, when Bob Logan, Lefty Wallace and Bob Whitcher did it.
- Earned his first MLB victory on 9/13 at WSH, allowing two runs, one earned, over 6.0 innings.
- Lost, 2-0, on 9/24 vs. PHI, despite throwing a career-high 7.0 innings and allowing just one run, earned...Became the first Braves rookie to go as deep in a game since Matt Wisler went 8.2 innings on 10/4/15 vs. StL...The last rookie lefty to go as long was Alex Wood, who tossed 7.0 innings on 7/30/13 vs. COL.
- Compiled a 3.55 ERA (10 ER/25.1 IP) and a 6.25 strikeout-to-walk ratio (25 SO/4 BB) over his four starts following his debut...From the date of his second start on 9/13 through the end of the season, his 25.1 innings led the NL.
- Combined to go 7-4 with a 2.62 ERA (36 ER/123.2 IP) across 26 minor-league appearances, 25 starts...Started the season with the Fire Frogs and went 3-1 with a 1.98 ERA (8 ER/36.1 IP) and 39 strikeouts in seven games, all starts.
- Joined Double-A Mississippi on 5/10 and made 12 appearances, 11 starts, with the M-Braves, 5/15-7/22...Promoted to Triple-A Gwinnett, 7/28.
- Made his Triple-A debut, 8/2 vs. Norfolk.
- Combined to throw a career-most 153.0 innings...His previous high was 69.2 in 2016.

2016

- Made 13 starts between Low-A Everett and Single-A Clinton, combining to go 7-2 with a 1.81 ERA (14 ER/69.2 IP) and 81 strikeouts.
- Made nine relief appearances for Peoria in the Arizona Fall League, going 1-0 with a 3.86 ERA (5 ER/11.2 IP).
- Named the Mariners No. 6 prospect by *Baseball America* heading into the 2016 season.

2015

- Split the season between Single-A Clinton and Single-A Everett.
- Led the Northwest League in losses (seven).
- Named to the Northwest League All-Star team and recorded the win for the Northwest League.

2014

- Began the season with the AZL Mariners... Assigned to Everett on 7/1 and made 11 starts.
- Named by *Baseball America* as the Mariners No. 8 prospect at the conclusion of the season.

2013

- Made his professional debut with rookie-level Pulaski on 6/21 at Burlington...Was the second-youngest player in the Mariners farm system and the youngest player in the Appalachian League.

TRANSACTIONS

- Signed by the Seattle Mariners as a non-drafted free agent on August 14, 2012...Signed by Emilio Carrasquel and Hide Sueyoshi.
- Acquired by the Atlanta Braves, along with LHP Thomas Burrows, from the Seattle Mariners in exchange for OF Mallex Smith and RHP Shae Simmons on January 11, 2017.
- On Atlanta's disabled list (left ankle sprain) from March 26 to April 27, 2018; included rehabilitation assignment to Mississippi (AA) and Gwinnett (AAA).
- On Major League Baseball's Bereavement List from May 25-June 1, 2018.
- On the Restricted List from June 1 to June 3, 2018.
- On Atlanta's disabled list (left shoulder strain) from September 14 through the end of the 2018 season

COMPLETE RECORD

Year	Club	W-L	ERA	G	GS	CG	SHO	SV	IP	H	R	ER	HR	HB	BB	SO	WP	BK
2013	Pulaski	1-2	4.15	6	6	0	0	0	21.2	22	14	10	1	2	9	27	3	0
2014	AZL Mariners	1-1	2.13	2	2	0	0	0	12.2	11	4	3	0	0	2	16	2	0
	Everett	0-6	8.20	11	11	0	0	0	37.1	46	43	34	6	5	24	37	9	0
2015	Clinton	0-1	1.86	2	2	0	0	0	9.2	10	2	2	0	0	6	5	1	1
	Everett	3-7	6.20	14	14	0	0	0	53.2	67	45	37	4	4	32	62	7	0
2016	Everett	2-0	1.76	3	3	0	0	0	15.1	13	5	3	1	0	3	21	1	0
	Clinton	5-2	1.82	10	10	0	0	0	54.1	44	12	11	1	0	20	60	4	0
2017	Florida	3-1	1.98	7	7	0	0	0	36.1	33	8	8	0	0	10	39	3	0
	Mississippi	2-1	2.60	12	11	0	0	0	52.0	42	17	15	2	3	18	60	4	0
	Gwinnett	2-2	3.31	7	7	0	0	0	35.1	31	16	13	4	1	16	48	1	0
2018	Atlanta	1-3	4.91	5	5	0	0	0	29.1	32	17	16	2	0	8	31	1	0
	Mississippi	0-1	2.70	1	1	0	0	0	3.1	5	5	1	0	0	3	4	0	0
	Gwinnett	3-4	4.94	12	12	0	0	0	54.2	54	33	30	9	3	15	55	1	1
	Atlanta	0-1	5.95	9	1	0	0	1	19.2	16	13	13	3	0	8	18	0	0
Minor Totals		22-28	3.89	87	86	0	0	0	386.1	378	204	167	28	18	158	434	36	2
Major Totals		1-4	5.33	14	6	0	0	1	49.0	48	30	29	5	0	16	49	1	0

MAJOR LEAGUE FIELDING RECORD

Position	PCT	G	PO	A	E	TC	DP
Pitcher	.900	14	1	8	1	10	0

MAJOR LEAGUE BATTING RECORD

Year	Club	AVG	G	AB	R	H	2B	3B	HR	RBI	SH	SF	HP	BB	SO	SB	CS	E
2018	Atlanta	.000	8	2	0	0	0	0	0	0	0	0	0	0	2	0	0	0
Major Totals		.000	13	11	0	0	0	0	0	0	1	0	0	0	9	0	0	1





ENDER INCIARTE

11

OUTFIELDER

Full Name: **Ender David Inciarte**

Bats: **Left**

Throws: **Left**

Height: **5-11**

Weight: **190**

DOB: **October 29, 1990**

Opening Day Age: **28**

Born: **Maracaibo, Venezuela**

Resides: **Tampa, FL**

MLB Debut: **May 2, 2014**

MLB Service Time: **4.157**

Acquired: **Trade with Arizona, December 8, 2015**

Contract Status: **Signed through 2021, with an option for 2022**

CAREER HIGHLIGHTS

- Has earned a Gold Glove award in each of the last three seasons, 2016-18...The 2016 honor was the first of his career...Is the first Braves player to win three straight Gold Glove awards since CF Andruw Jones won 10 straight from 1998-2007.
- Earned his first All-Star nod in 2017 after being selected as a reserve to the National League squad...He went 0-for-2 as Atlanta's lone representative.
- Produced a .341 (100-for-293) batting average post All-Star break in 2016, the 13th-highest mark in Atlanta-franchise history (since 1966).
- Finished fifth in the 2014 National League Rookie of the Year balloting.
- Signed a five-year contract extension on December 23, 2016...The contract runs through the 2021 season with a club option for 2022.

2018

- Earned his third consecutive Rawlings Gold Glove Award while hitting .265 (158-for-597) and stealing a career-high 28 bases in 156 games during his third season with Atlanta.
 - ▲ According to MLB Statcast, tied for the major league lead among qualifying outfielders with 21 outs above average.
 - ▲ The outfielder's stolen base total was the most by a Braves player since Michael Bourn swiped 42 in 2012.
- Hit .302 (70-for-232) in 65 games following the All-Star Game after he batted .241 (88-for-365) in 91 games prior to the break.
 - ▲ For his career, Inciarte is a .315 (423-for-1,341) hitter after the All-Star break, while he owns a .263 (363-for-1,382) average prior to the game.

CAREER HIGHS

Most Runs

3, 6x, last: 9/22/18, ATL vs. PHI

Most Hits

5, 3x, last: 8/30/17, ATL at PHI

Most Doubles

2, 6x, last: 9/14/18, ATL vs. WSH

Most Triples

1, 25x, last: 9/8/18, ATL at ARI

Most Home Runs

2, 3x, last: 8/17/17, ATL at COL

Most RBI

5, 6/4/17, ATL at CIN

Most Walks

3, 2x, last: 5/26/18, ATL at BOS

Most Stolen Bases

2, 15x, last: 6/12/18, ATL vs. NYM

Longest Hitting Streak

19 games, 7/19-8/8/16

- Batted .268 (42-for-157) against lefties and .264 (116-for-440) against righties.
 - ▲ Hit .198 in his first 116 at-bats against lefties (23 hits, three extra-base hits)... Then batted .463 over his final 41 at-bats against lefties with three doubles, a triple and a home run.
- Collected his third game-ending RBI on 4/21 vs. NYM with a bunt single in the ninth inning.

- Finished with a team-high six triples...Became one of three major leaguers with at least five triples in each of the past four seasons (Dee Gordon and Charlie Blackmon).
- Made 151 starts, all in center field.

2018 POSTSEASON

- Collected three hits in 13 postseason at-bats (.231)...Started all four NLDS games against LAD in center field.

2017

- Finished his fourth major league season - second with Atlanta - with 201 hits, which ranked tied for third in the majors and tied for second in the National League...Trailed only Colorado's Charlie Blackmon (213) for the NL lead...The last time a Braves player finished among the top two in the NL for hits was 1992, when Terry Pendleton tied for the NL lead with 199 hits.
- Collected hit No. 200 on 9/26 at NYM with a double to right on the third pitch of the game... Logged the first 200-hit season for Atlanta since Marquis Grissom had 207 in 1996, and joined Ralph Garr ('71, '73, '74), Felipe Alou ('66, '68) and Grissom (1996) as the only players with 200-hit campaigns in Atlanta franchise history (since 1966).
- His 201 hits were sixth most in a single season in Atlanta history (since 1966).
- Finished with 110 hits at SunTrust Park, tied for the second most hits at home in a single season in Atlanta franchise history...Ralph Garr had 121 in 1971 and 110 in 1974.
- Batted .304 (201-for-662) while setting career highs in batting average, hits (201), at-bats (662), games (157), home runs (11), RBI (57) and stolen bases (22).
- Was selected to his first MLB All-Star game... Entered the game in the sixth inning and went 0-for-2.
- Had 57 multi-hit games, the most for a Braves batter since 2012 when Martin Prado hit 60...His total led the Braves and ranked sixth in MLB.
- Finished the season with three five-hit games... The five-hit efforts set his career high for a game and tied the Braves single-season franchise record for most five-hit games...Kenny Lofton in 1997 first set the mark.
- Finished the first half with 112 hits, tied for the sixth-most hits prior to the All-Star break in Atlanta history...Ralph Garr (1971, 1973,1974), Martin Prado (2010) and Felipe Alou (1966) had more.

- Scored a team-high 93 runs...The Braves went 47-25 when he scored at least one run and 23-62 when he did not score.
- Homered in consecutive games for the first time in his career, 4/12-14...Finished the season with 11 home runs, including six in his first 54 games of the season...Had three homers total in 131 games in 2016.
- Went 8-for-10 with a walk in two games on 8/30 at PHI, falling a base hit shy of matching the major league record for combined hits in a doubleheader.
- Drove in five runs behind a five-hit effort on 6/4 at CIN...The last Braves players with five hits and five RBI in a game was Willie Harris on 7/21/07 vs. StL...Harris went 6-for-6 with six RBI hitting leadoff...Inciarte's performance marked the ninth time in Atlanta franchise history a player had at least five hits and five RBI in the same game.
- After his average fell to .208 follownign play on 4/23, hit .314 (185-for-589) with 83 runs scored and a .771 OPS in the remaining 140 games.
- Hit the second leadoff home run of his career on 5/1 vs. NYM (also 8/22/15 at CIN).

2016

- In his first season in the Braves organization and his third campaign at the major league level, produced a .291 (152-for-522) batting average with 24 doubles, a team-leading seven triples and 16 stolen bases, and 85 runs scored in 131 games.
- Earned his first Gold Glove award following the season...Tied for the lead among all major league centerfielders with four double plays logged... Collected 14 outfield assists, tied for third most in MLB (second in the NL) and four off the lead.
- Played in the teams' first three games of the season before landing on the disabled list with a left hamstring strain on 4/9...Missed 26 games before returning to action on 5/7.
- Batted .227 (52-for-229) in 59 games prior to the All-Star game, before hitting .341 (100-for-293) post All-Star break, the 13th highest mark in Atlanta-franchise history (since 1966).
- Ranked in the top five in the Majors in several offensive categories after the All-Star break including tied for second in runs scored (59 and with teammate Freddie Freeman), third in hits (100), and fifth in batting average (.341, 100-for-293) and at-bats (293)...His .396 on-base percentage ranked ninth in the Majors.
- Became the first player in Atlanta history to have two hitting streaks of at least 17 games in a single season...Both streaks came post-All-Star break.

- Produced a personal career-high 19-game hitting streak 7/19-8/8...Batted .368 (28-for-76) with a .402 on-base percentage and 14 runs during the 19-game span.
- Hit in 18 consecutive games, 8/19-9/7...Had a .413 (33-for-80) average with nine extra-base hits, a .478 on-base percentage over the stretch.
- Hit safely in 57 of his final 66 games (with an at-bat) of the season, 7/19-10/2...Posted a .341 (95-for-277) mark in those 66 games.
- Returned to the lead-off spot in the lineup on 8/5, and hit .329 (73-for-222) with 45 runs scored in 53 games...His 73 hits in that span ranked third in the National League and fifth in the majors, while his 45 runs scored were third most in MLB.
- Had a career-best 27-game on-base streak, 7/19-8/18...Had a .390 on-base percentage during the streak...Had a hit in all but one contest during the 27-game stretch...Led off 8/9's game at MIL with a walk before finishing the game 0-for-3.
- Recorded his first career multi-homer game on 9/27 at SD.
- Played 77 games in right field, 47 in left field and 22 in centerfield.
- Notched his first career game-ending hit (single) in the 10th-inning on 4/10 vs. LAD.
- Did not strike out in 12 consecutive games from 4/15-28, the longest streak by a D-back since Martin Prado's 14-game stretch from 6/18-7/5/13.
- Doubled in five straight games, 7/22-26, one shy of ARI's club record set by Conor Jackson.
- Played in his last game of the season on 9/29 due to a contusion on his right ankle.

2014

- Finished fifth in the National League Rookie of the Year balloting after hitting .278 (116-for-418) with 18 doubles, four home runs and 27 RBI in 118 games with the D-backs.

2015

- Spent his first full season in the Majors in 2015 and hit .303 (159-for-524) with 27 doubles, five triples, six home runs, 21 stolen bases and 73 runs scored in 132 games.
- His .303 batting average ranked ninth in the National League.
- Ranked second among all players with 29 defensive runs saved, trailing only TB's Kevin Kiermaier.
- Had 10 outfield assists, tied for the fourth most among National League outfielders.
- Ranked second in the NL with a .332 average (127-for-383) vs. right-handed pitchers, trailing only the Nationals' Bryce Harper (.335).
- Ranked among NL leadoff hitters in average (3rd, .304), hits (5th, 133), stolen bases (T-5th, 18) and runs scored (6th, 64).
- Led the National League and ranked second in the Majors with a .448 average (13-for-29) with a 3-2 count...Only the Twins' Shane Robinson (.462) had a higher average.
- Was 21-for-31 (67.7%) in stolen base attempts.
- Tied for sixth in the NL with six steals of third base.
- On the 15-day disabled list from 6/16-7/17 with a strained right hamstring...Appeared in seven rehabilitation games with Rookie AZL D-backs and Double-A Mobile.
- Smacked his first career lead-off home run (on the first pitch of his at-bat), 8/22 at CIN.
- Batted in the leadoff spot 116 times and hit .304 (133-for-437) in those games.



- Ranked among NL rookie leaders in runs scored (2nd, 54), hits (2nd, 116), average (3rd, .278), doubles (3rd, 18), stolen bases (3rd, 19), multi-hit games (3rd, 28) and total bases (4th, 150).
- Recorded a career-high four hits on three occasions, becoming the first D-backs rookie with at least three four-hit games in a season.
- His 19 stolen bases ranked second on the club's single-season rookie leaderboard, while his 116 hits were seventh and 54 runs were eighth.
- His 86.4 stolen base percentage (19-for-22) ranked second in the NL behind Drew Stubbs (87.0), and also marked the third-highest percentage in team history, trailing Eric Byrnes in 2006 (89.3) and 2007 (87.7).
- Established a club rookie record with an 18-game hitting streak, 7/31-8/19 (.316, 25-for-79)... The streak was tied for the second-longest by a rookie on the season (also: Jose Abreu, 6/15-7/4).
- Tied for second among NL rookies with 10 outfield assists (B. Hamilton, Marcell Ozuna).
- Made his major league debut on 5/2 at SD and collected his first hit with a single off Dale Thayer.
- Notched his first career RBI with a two-run single on 5/28 vs. SD.
- Hit the first home run of his career off Aaron Harang on 7/5 at ATL.
- Played in 33 games with Zulia in the Venezuelan Winter League...Hit .333 (52-for-156) and earned a Gold Glove for his defensive effort with Zulia.
- Entered 2014 tabbed by *Baseball America* as Arizona's "Fastest Baserunner" and as the "Best Outfield Arm."

MINOR LEAGUE HIGHLIGHTS

- Named to the Southern League Mid-Season All-Star team in **2013**, while also leading the Southern League in stolen bases...Began the season with the Phillies after being a Rule 5 selection in December 2012, but did not appear in any games and was returned to the D-backs on 4/4...Earned Midwest League Mid-Season All-Star honors in **2011**.

PERSONAL

- His late father, Astolfo, was an Atlanta Braves fan and encouraged Ender to play and pursue a career in baseball.

TRANSACTIONS

- Signed by the Arizona Diamondbacks as a non-drafted free agent on May 25, 2008...Signed by Miguel Nava.



- Selected by the Philadelphia Phillies from the Arizona Diamondbacks in the Major League phase of the 2012 Rule 5 Draft on December 6, 2012.
- Returned to the Arizona Diamondbacks from the Philadelphia Phillies as a Rule 5 selection on April 4, 2013.
- On Arizona disabled list (strained right hamstring) from June 16 to July 17, 2015; included injury rehabilitation assignments to AZL D-backs and Mobile (AA).
- Acquired by the Atlanta Braves along with RHP Aaron Blair and INF Dansby Swanson from the Arizona Diamondbacks in exchange for RHP Shelby Miller and LHP Gabe Speier on December 8, 2015.
- Signed by the Atlanta Braves to a five-year contract extension through the 2021 season, with a club option for 2022, on January 9, 2017 .

COMPLETE RECORD

Year	Club	AVG	G	AB	R	H	2B	3B	HR	RBI	SH	SF	HP	BB	SO	SB-CS	OBP	SLG	E
2008	DSL D-backs	.300	62	227	36	68	7	0	0	18	3	1	2	27	35	22-6	.377	.330	2
2009	Missoula	.325	66	237	33	77	14	1	1	22	5	1	0	15	40	10-4	.364	.405	6
2010	South Bend	.225	66	227	26	51	9	7	1	20	7	2	3	14	35	5-4	.276	.339	1
	Yakima	.242	19	66	10	16	4	0	0	3	4	1	0	7	17	2-1	.311	.303	1
2011	South Bend	.262	116	450	73	118	19	5	1	25	12	3	2	47	59	26-15	.333	.333	4
2012	South Bend	.293	65	225	36	66	16	5	1	30	5	3	0	31	31	18-4	.375	.422	3
	Visalia	.319	62	248	46	79	12	5	1	17	6	1	2	22	32	28-8	.377	.419	3
2013	Mobile	.281	127	473	68	133	17	3	5	25	8	2	6	27	47	43-8	.327	.362	2
2014	Reno	.312	26	109	22	34	4	2	2	12	0	1	0	10	21	7-2	.367	.440	1
	Arizona	.278	118	418	54	116	18	2	4	27	4	0	0	25	53	19-3	.318	.359	5
2015	Arizona	.303	132	524	73	159	27	5	6	45	2	5	4	26	58	21-10	.338	.408	6
	AZL D-backs	.400	2	5	1	2	0	0	0	0	0	0	0	1	0	0-0	.500	.400	0
	Mobile#	.300	5	20	3	6	1	1	1	1	0	0	0	3	2	0-0	.391	.600	0
2016	Atlanta	.291	131	522	85	152	24	7	3	29	5	2	4	45	68	16-7	.351	.381	4
	Gwinnett	.333	2	6	0	2	0	0	0	0	0	0	0	1	0	0-0	.429	.333	0
2017	Atlanta	.304	157	662	93	201	27	5	11	57	3	4	0	49	94	22-9	.350	.409	3
2018	Atlanta	.265	156	597	83	158	27	6	10	61	4	4	6	49	86	28-14	.325	.380	5
Minor Totals		.284	618	2293	354	652	103	29	13	173	50	15	15	205	319	161-52	.345	.372	23
Atlanta Totals		.287	444	1781	261	511	78	18	24	147	12	10	10	143	248	66-30	.342	.391	12
Major Totals		.289	694	2723	388	786	123	25	34	219	18	15	14	194	359	106-43	.337	.390	23

Bold indicates led league

DIVISION SERIES RECORD

Year	Club, Opp.	AVG	G	AB	R	H	2B	3B	HR	RBI	SH	SF	HP	BB	SO	SB	CS	E
2018	Atl. vs. LAD	.231	4	13	0	3	0	0	0	0	0	1	0	0	4	0	0	0

ALL-STAR GAME RECORD

Year	Club, Site	AVG	G	AB	R	H	2B	3B	HR	RBI	SH	SF	HP	BB	SO	SB	CS	E
2017	N.L., Mia.	.000	1	2	0	0	0	0	0	0	0	0	0	0	0	0	0	0

WORLD BASEBALL CLASSIC RECORD

Year	Club	AVG	G	AB	R	H	2B	3B	HR	RBI	SH	SF	HP	BB	SO	SB	CS	E
2017	Venezuela	.292	7	24	1	7	3	0	0	3	0	1	1	1	4	0	0	1

MAJOR LEAGUE FIELDING RECORD

Position	PCT	G	PO	A	E	TC	DP
Center Field	.990	529	1364	35	14	1413	7
Left Field	.974	94	183	8	5	196	1
Right Field	.967	78	114	4	4	122	1



ALEX JACKSON

70

CATCHER

Full Name: **Alexander J. Jackson**

Bats: **Right**

Throws: **Right**

Height: **6-2**

Weight: **250**

DOB: **December 25, 1995**

Opening Day Age: **23**

Born: **San Diego, CA**

Resides: **Escondido, CA**

MLB Debut: **None**

MLB Service Time: **0.000**

Acquired: **Trade with Seattle, November 28, 2016**

Contract Status: **Signed through 2019**

2018

- Split the season between Triple-A Gwinnett and Double-A Mississippi, hitting a combined .201 with eight home runs and a .647 OPS in 99 games.
- Began the season with the M-Braves before joining the Stripers on 7/15...Hit .200 (45-for-225) with five home runs in 64 Double-A games.
- Finished the season with the Stripers, making his Triple-A debut on 7/16 vs. Indianapolis.
- Went 4-for-31 (.129) against Triple-A lefties...Hit .234 (18-for-77) against righties at that level.
- Threw out 24 of 84 combined base stealers (28.6%).
- Added to the 40-man roster on 11/2.

2017

- Split the season between Single-A Florida and Double-A Mississippi in his first season in the Braves organization...Earned mid-season All-Star honors while with the Fire Frogs...Also named by *Baseball America* as a High Class-A All-Star.
- Moved back behind the plate after playing the outfield during his time in Seattle's organization... Caught in high school.
- Combined to hit .267 (98-for-367) with a career-best 19 home runs and 65 RBI despite missing a month (5/19-6/19) with a left wrist sprain...His 19 home runs were the fourth most by a Braves minor leaguer.
- Started the year with Florida, and hit .301 (46-for-153) with 10 home runs before injuring his wrist... Missed the All-Star game due to his injury.
- Made his Double-A debut on 7/30 and spent the remainder of the season with the M-Braves.
- Caught 16 of a combined 77 (21%) potential base stealers.

- Played for Peoria in the Arizona Fall League... Named to the AFL All-Prospect team after hitting .263 with five home runs and 16 RBI in 20 games.

2016

- Played the full season with Single-A Clinton, where he led the team with 11 home runs.
- Named the Mariners No. 1 prospect by *Baseball America* heading into the season.

2015

- Split his second professional campaign between Single-A Clinton (4/9-5/18) and Short Season-A Everett, combining to bat .207 (56-for-271) in 76 games between the two clubs...Finished tied for the Northwest League lead with 12 HBP and tied for fifth with eight home runs.
- Named by MLB.com as the No. 28 overall prospect entering the 2015 season, the second-highest ranking for a player from the 2014 MLB First-Year Player Draft...Also rated by ESPN.com as the 59th overall prospect entering the 2015 season.

2014

- Began his professional career with the AZL Mariners and singled in his first pro at-bat.

AMATEUR

- Graduated from Rancho Bernardo High School in 2014, where *Baseball America* named him the High School Player of the Year for his senior season after he hit .400 with 11 home runs and 31 RBIs...Hit 47 career homers in high school to tie the San Diego section record...Entered the draft as the top position player according to *Baseball America* and the fourth-best prospect overall.

TRANSACTIONS

- Selected by the Seattle Mariners in the first round (sixth overall) of the 2014 First-Year Player Draft; signed by Gary Patchett.
- Acquired by the Atlanta Braves along with a player to be named later (LHP Tyler Pike, December 9, 2016) from the Seattle Mariners in exchange for RHP Rob Whalen and RHP Max Povse on November 28, 2016.

COMPLETE RECORD

Year	Club	AVG	G	AB	R	H	2B	3B	HR	RBI	SH	SF	HP	BB	SO	SB-CS	OBP	SLG	E
2014	AZL Mariners	.280	23	82	11	23	6	2	2	16	1	2	0	9	24	0-1	.344	.476	1
2015	Clinton	.157	28	108	10	17	6	0	0	13	0	1	6	6	35	1-1	.240	.213	3
	Everett	.239	48	163	31	39	11	1	8	25	0	1	12	21	61	2-4	.365	.466	2
2016	Clinton	.243	92	333	43	81	20	1	11	55	1	2	11	34	103	2-1	.332	.408	2
2017	Florida	.272	66	257	44	70	17	0	14	45	0	1	11	13	74	0-1	.333	.502	10
	Mississippi	.255	30	110	12	28	4	0	5	20	0	0	0	10	32	0-0	.317	.427	2
2018	Mississippi	.200	64	225	27	45	12	1	5	24	0	1	6	20	78	0-0	.282	.329	6
	Gwinnett	.204	35	108	15	22	11	2	3	17	0	2	3	12	42	0-0	.296	.426	6
Minor Totals		.234	386	1386	193	325	87	7	48	215	2	10	49	125	449	5-8	.318	.411	32

2018 BRAVES DETAILED HITTING

Player	Multi-Hit Games						Infield Hits	Multi-RBI Games					GW RBI	2-Out RBI
	2	3	4	5	6	Tot		2	3	4	5	Tot		
Acuña Jr.	19	15	1	-	-	35	13	12	3	1	-	16	8	21
Adams	1	-	-	-	-	1	2	3	-	-	-	3	1	3
Albies	36	11	1	-	-	48	22	8	3	3	1	15	10	26
Bautista	-	-	-	-	-	-	-	-	1	-	-	1	1	-
Bourjos	1	-	-	-	-	1	1	1	-	-	-	1	1	-
Camargo	21	6	2	-	-	29	9	15	3	-	1	19	11	36
Culberson	17	3	1	-	-	21	11	12	2	-	-	14	6	18
Duda	-	-	-	-	-	-	-	-	-	-	-	-	1	-
Duvall	-	-	-	-	-	-	-	-	-	-	-	-	-	-
Flaherty	5	1	1	-	-	7	8	-	-	1	-	1	1	5
Flowers	10	1	-	-	-	11	7	6	2	-	-	8	5	13
Foltynewicz	-	-	-	-	-	-	1	1	-	-	-	1	1	3
Freeman	39	11	2	1	-	53	7	19	5	1	-	25	13	27
Inciarte	35	11	2	-	-	48	25	13	2	2	-	17	8	21
Markakis	44	10	2	-	-	56	20	14	9	-	1	24	8	35
McCarthy	-	-	-	-	-	-	-	1	-	-	-	1	-	2
Reed	-	-	-	-	-	-	1	-	-	-	-	-	-	-
Santana	1	-	-	-	-	1	-	-	-	-	-	-	-	1
Stewart	1	-	-	-	-	1	-	1	-	-	-	1	-	-
Suzuki	16	6	-	-	-	22	4	9	2	-	-	11	1	23
Swanson	26	5	-	-	-	31	15	8	4	1	-	13	7	26
Teheran	1	-	-	-	-	1	-	-	-	-	-	-	-	2
Tucker	5	-	-	-	-	5	5	-	3	-	1	4	1	12
Totals	278	80	12	1	0	371	151	123	39	9	4	175	84	274



LUKE JACKSON

64

RIGHT-HANDED PITCHER

Full Name: **Luke Ray Jackson**

Bats: **Right**

Throws: **Right**

Height: **6-2**

Weight: **210**

DOB: **August 24, 1991**

Opening Day Age: **27**

Born: **Ft. Lauderdale, FL**

Resides: **Southwest Ranches, FL**

MLB Debut: **September 4, 2015** MLB Service Time: **2.019**

Acquired: **Trade with Texas, December 8, 2016**

Contract Status: **Signed through 2019**

2018

- In his second season in the Atlanta organization, split the year between the Braves and Triple-A Gwinnett.
- Had four different stints with Atlanta, going 1-2 with a 4.43 ERA (20 ER/40.2 IP) in 35 games out of the bullpen...Also collected his first career save.
- Began the season with the Stripers before joining the Braves, 4/4-4/15 and 5/6-5/8...Rejoined the club on 6/5 before being designated for assignment on 6/13...Elected free agency on 6/15 but returned to the Braves on a major league deal, 6/17...Remained with the club for the rest of the season.
- Struck out 46 batters in his 40.2 innings with Atlanta (10.18 SO/9.0 IP), and struck out 80 batters in 62.0 combined innings between the Braves and Triple-A Gwinnett.
- Allowed 23 hits and 12 runs, 10 earned, over his final 15 games (5.51 ERA/ 16.1 IP)...Compiled a 3.70 ERA (10 ER/24.1 IP) through his first 20 games.
- Finished with eight outings of at least 2.0 innings with a 1.86 ERA (4 ER/19.1 IP) with one save in those appearances...Threw a career-most 62 pitches over 3.0 innings, 7/3 at NYY.
- Earned his first career save on 6/5 at SD.
- Major league righties hit .284 (29-for-102) against him with all three of the home runs he allowed, while lefties batted .214 (12-for-56).

2017

- In his first season in the Braves organization, appeared in 43 games out of the bullpen for Atlanta, while also spending time with Triple-A Gwinnett.

CAREER HIGHS

Most Innings Pitched

4.0, 6/25/17, ATL vs. MIL

Most Runs Allowed

6, 2x, last: 8/16/17, ATL at COL

Most Earned Runs Allowed

6, 2x, last: 8/16/17, ATL at COL

Most Hits Allowed

6, 2x, last: 9/30/17, ATL at MIA

Most Home Runs Allowed

2, 8/16/17, ATL at COL

Most Walks

2, 9x, last: 9/4/18, ATL vs. BOS

Most Strikeouts

6, 8/11/17, ATL at STL

Longest Winning Streak

3 games, 5/23/17-6/25/18

Longest Losing Streak

2 games, 8/18/18-present

- Also missed 12 games on the MLB disabled list with a right shoulder strain, 8/18-9/1.
- Began the season with the G-Braves in the starting rotation, before he was recalled to Atlanta on 4/14...Optioned to Triple-A on 4/19 before returning to the majors for the remainder of the season on 5/20.
- His 43 appearances were a career-high total...Had 15 games combined over two seasons with Texas.

- Allowed a run in just nine of his 43 appearances... Surrendered a career high-tying six runs on 8/16 at COL.
- Won his first major league game, 5/23 vs. PIT... Retired the only batter he faced on one pitch to earn a 6-5 win.
- Fanned a career-high six batters over 2.1 innings of relief, 8/11 at StL... Became the first Atlanta reliever to tally six strikeouts in an appearance since Cristhian Martinez on 7/26/11 vs. PIT, and the first to do so in 2.1 innings or fewer since Mike Bielecki on 8/3/96 at LAD.
- Went a career-long 4.0 innings, 6/25 vs. MIL... Allowed just two hits over the scoreless outing to become the first Braves reliever to go as long in a scoreless relief outing since Freddy Garcia tossed 4.2 shutout innings out of the bullpen on 9/1/13 vs. MIA.

2016

- Split the season between Texas, the 15-day disabled list and the minor leagues, appearing in eight games for the Rangers.
- Also played with Double-A Frisco and Triple-A Round Rock.
- Began the year on the 15-day DL with back stiffness... Reinstated on 4/13 and optioned that day to Round Rock.
- Returned to Texas on 5/16 until returning to Round Rock on 6/9... Also up from 6/22-7/3.
- Spent the remainder of the season with Frisco, striking out better than a batter per inning (32 SO/241. IP).
- For the minor league season, compiled a 1-1 record and a 3.69 ERA (19 ER/46.1 IP) in 36 games out of the bullpen... Also had three saves.

2015

- Made his MLB debut after spending the majority of the season with Triple-A Round Rock.
- Pitched 0.2 innings at LAA on 9/4 in his MLB debut... Allowed two runs, earned, and two hits.
- Began the season in the Round Rock rotation before moving to the bullpen for his final 34 games... Went 0-2 with a 3.68 ERA (21 ER/47.0 IP) as a reliever.

2014

- Named a Texas League All-Star after going 8-2 with a 3.02 ERA in 15 games, 14 starts for Double-A Frisco.
- Made his Triple-A debut on 6/30, and finished the season with Round Rock.

2013

- Split the year between Double-A Frisco and Single-A Myrtle Beach, earning the Nolan Ryan Minor League Pitcher of Year award.
- Named a Carolina League All-Star after going 9-4 with a 2.41 ERA (27 ER/101.0 IP) in 19 starts for the Pelicans.

2012

- Tossed his only professional complete game for Single-A Hickory in his last start for the Crawdads... Went 5.0 innings to suffer a 4-0 loss in a rain-shortened game.
- Finished the season with Single-A Myrtle Beach.

2011

- Made his professional debut with single-A Hickory.
- Allowed four runs in 4.0 innings his debut at Rome on 5/20.

AMATEUR

- Selected out of Calvary Christian High School in Fort Lauderdale, Fla., after going 8-0 with a 0.90 ERA his senior year, compiling 87 strikeouts with three shutouts and two saves... Added two home runs and 21 RBI at the plate.

PERSONAL

- His father, Edward, played football at Florida State, while his mother, Kim, ran track at University of Louisville.
- Played soccer and football in his youth and did not begin pitching until the ninth grade.

TRANSACTIONS

- Selected by the Texas Rangers in the supplemental round (45th overall) of the 2010 First-Year Player Draft... Signed by Juan Alvarez.
- On Texas disabled list (back stiffness) from March 25 to April 13, 2016; included injury rehabilitation assignment to Round Rock (AAA).
- Acquired by the Atlanta Braves from the Texas Rangers in exchange for RHP Tyrell Jenkins and RHP Brady Feigl on December 8, 2016.
- On Atlanta disabled list (right shoulder strain) from August 18 to September 1.
- Signed by the Atlanta Braves to a one-year contract on June 17, 2018.

COMPLETE RECORD

Year	Club	W-L	ERA	G	GS	CG	SHO	SV	IP	H	R	ER	HR	HB	BB	SO	WP	BK
2011	Hickory	5-6	5.64	19	19	0	0	0	75.0	83	57	47	9	4	48	78	12	1
2012	Hickory	5-5	4.92	13	13	1	0	0	64.0	63	37	35	4	5	33	72	5	1
	Myrtle Beach	5-2	4.39	13	13	0	0	0	65.2	67	35	32	2	4	32	74	4	0
2013	Myrtle Beach	9-4	2.41	19	19	0	0	0	101.0	79	30	27	6	3	47	104	6	0
	Frisco	2-0	0.67	6	4	0	0	0	27.0	13	2	2	0	0	12	30	3	0
2014	Frisco	8-2	3.02	15	14	0	0	1	83.1	58	28	28	5	4	24	83	8	1
	Round Rock	1-3	10.35	11	10	0	0	0	40.0	56	49	46	9	2	28	43	2	0
2015	Round Rock	2-3	4.34	39	5	0	0	0	66.1	62	37	32	3	1	35	79	11	0
	Texas	0-0	4.26	7	0	0	0	0	6.1	5	3	3	1	0	2	6	1	0
2016	Round Rock	1-0	2.45	16	0	0	0	2	22.0	13	7	6	2	1	15	27	1	0
	Texas	0-0	10.80	8	0	0	0	0	11.2	22	14	14	4	0	8	3	0	0
	Frisco	0-1	4.81	20	0	0	0	1	24.1	27	18	13	4	2	17	32	5	0
2018	Atlanta	1-2	4.43	35	0	0	0	1	40.2	41	22	20	3	2	21	46	6	1
	Gwinnett	2-1	1.69	10	1	0	0	0	21.1	11	5	4	0	0	10	34	6	0
Minor Totals		40-30	4.23	190	102	1	0	5	614.1	558	322	289	46	26	317	679	65	3
Major Totals		3-2	5.19	93	0	0	0	1	109.1	123	65	63	12	6	50	88	11	1

MAJOR LEAGUE FIELDING RECORD

Position	PCT	G	PO	A	E	TC	DP
Pitcher	.938	93	4	11	1	16	1



**NON-ROSTER INVITEE**

GREYSON JENISTA

83

OUTFIELDER

Full Name: **Greyson Douglas Jenista**Bats: **Left**Throws: **Right**Height: **6-4**Weight: **210**DOB: **December 7, 1996**Opening Day Age: **22**Born: **Lawrence, KS**Resides: **Eudora, KS**MLB Debut: **None**MLB Service Time: **0.000**Acquired: **Braves' second-round pick (49th overall) in 2018**Contract Status: **Signed through 2019**

2018

- Split his debut season between rookie-level Danville, Single-A Rome and High-A Florida, and combined to bat .265 (59-for-223) in 61 total games.
- Made his professional debut with Danville on 6/19 vs. Pulaski.
- Collected his first two hits the next day, going 2-for-4 vs. Pulaski.
- Hit his first professional home run, 6/23 at Princeton.

AMATEUR

- Selected by Atlanta with the 49th overall pick in the draft out of Wichita State, where he batted .318 (192-for-604) in 171 career games.
- Was named MVP of the 2017 Cape Cod League.
- Entered the draft named by *Baseball America* as the No. 29 prospect overall.

TRANSACTIONS

- Selected by the Atlanta Braves in the second round (49th overall) of the 2018 First-Year Player Draft...Signed by Nate Dion.

COMPLETE RECORD

Year	Club	AVG	G	AB	R	H	2B	3B	HR	RBI	SH	SF	HP	BB	SO	SB-CS	OBP	SLG	E
2018	Danville	.250	10	40	10	10	1	0	3	7	1	0	0	6	9	0-1	.348	.500	0
	Rome	.333	32	117	20	39	5	3	1	23	0	3	0	10	17	4-1	.377	.453	3
	Florida	.152	19	66	3	10	3	1	0	4	0	1	0	7	15	0-0	.230	.227	0
Minor Totals		.265	61	223	33	59	9	4	4	34	1	4	0	23	41	4-2	.328	.395	3



SEAN KAZMAR JR.

78

INFIELDER

Full Name: **Sean Frank Kazmar, Jr.**

Bats: **Right**

Throws: **Right**

Height: **5-10**

Weight: **185**

DOB: **August 5, 1984**

Opening Day Age: **34**

Born: **Valdosta, GA**

Resides: **Goodyear, AZ**

MLB Debut: **August 13, 2008**

MLB Service Time: **0.048**

Acquired: **Signed to a minor-league contract, October 18, 2018**

Contract Status: **Signed through 2019**

NON-ROSTER INVITEE

2018

- Played his sixth consecutive season with Triple-A Gwinnett and batted .254/.296/.314 in 99 games.
- Ranks first in Gwinnett franchise history in games (559), hits (517), doubles (106), runs (224) and RBI (209), and ranks tied for sixth in homers (25).

2017

- Named by Triple-A Gwinnett as the team's Co-Most Valuable Player (with Ozzie Albies) after batting .284/.310/.416 over 99 games.
- Ranked in the Top 10 among Braves farmhands in average (7th, .284) and home runs (T9th, 11).

2016

- Played his fourth consecutive campaign with Triple-A Gwinnett, batting .263 (86-for-327) with 35 runs, 22 extra-base hits and 37 RBI in 93 games.
- Named the G-Braves' "Most Competitive Player" for 2016, his third consecutive year winning the award (2014, 2015).
- Collected an IL-leading eight RBI in the playoffs in helping Gwinnett advance to the Governors' Cup Championship Series.
- On 9/10 vs. Columbus, he matched the Gwinnett playoff record for hits in a game with four (4-for-4, HR, R, 2 RBI), equaling the mark set by Mel Rojas Jr. a night prior on 9/9 vs. Columbus (4-for-5, 2B, 3B, 3 R, 2 RBI).

2015

- Completed his third season in the Atlanta organization and his third with Triple-A Gwinnett, batting .280 (111-for-397) with 53 runs and 38 RBI in 106 games.
- Finished the season in the Top 10 among all

CAREER HIGHS

Most Runs

1, 2x, last: 9/19/08, SD at WSH

Most Hits

3, 9/7/08, SD at MIL

Most Doubles

1, 9/7/08, SD at MIL

Most Triples

None

Most Home Runs

None

Most RBI

1, 2x, last: 9/7/08, SD at MIL

Most Walks

1, 5x, last: 9/20/08, SD at WSH

Most Stolen Bases

None

Longest Hitting Streak

2, 2x, last: 9/16-17/08

Braves farmhands in doubles (3rd, 25), triples (T6th, 6), hits (10th, 111) and runs (T10th, 53).

- Established a new career high with six triples, and logged his most games, at-bats, hits, doubles and RBI since the 2011 campaign.
- Opened the season batting .270 (58-for-215) in 58 games prior to the All-Star break, before batting .291 (53-for-182) in 48 games after the break to close the season.

2014

- Played his second consecutive season with Gwinnett, hitting .297 (69-for-232) with 34 runs, 18 doubles, one triple, four home runs, 34 RBI and a pair of steals in 67 games.
- Honored with the Gwinnett Braves' "Most Competitive Player Award" for 2014.

2013

- Spent his first year in the Braves organization with Gwinnett (AAA), splitting time between second base, third base and shortstop.

2008

- Made his MLB debut on 8/13 with San Diego, starting at shortstop and collecting his first career hit in his first at-bat, a second-inning single to left field off Milwaukee's CC Sabathia.

2004-2007

- Earned Midwest League Player of the Week honors for 8/8-14 in **2005**, hitting .523 (11-for-21) with seven runs, three home runs and five RBI.

COMPLETE RECORD

Year	Club	AVG	G	AB	R	H	2B	3B	HR	RBI	SH	SF	HP	BB	SO	SB-CS	OBP	SLG	E
2004	Eugene	.252	65	274	29	69	13	3	6	27	1	0	1	9	55	6-0	.278	.387	23
	Fort Wayne	.217	5	23	5	5	3	0	0	2	0	0	2	1	6	0-0	.308	.348	4
2005	Fort Wayne	.267	125	469	47	125	26	0	10	48	2	3	1	44	69	7-4	.329	.386	17
2006	Lake Elsinore	.250	133	540	86	135	19	5	13	72	5	6	2	63	80	10-1	.327	.376	22
2007	San Antonio	.208	78	269	30	56	10	2	6	33	0	3	3	24	46	6-1	.278	.327	13
	Lake Elsinore	.284	47	201	27	57	20	0	3	24	2	0	3	16	27	4-1	.345	.428	6
2008	San Antonio	.264	111	382	53	101	21	3	3	39	6	4	3	38	66	7-4	.333	.359	18
	San Diego	.205	19	39	2	8	1	0	0	2	1	1	0	5	14	0-0	.289	.231	1
2009	Portland	.235	114	366	40	86	14	0	5	46	3	3	2	37	59	8-2	.306	.314	13
2010	Portland	.275	130	499	70	137	23	3	8	53	2	4	3	37	81	7-2	.326	.381	16
2011	Tacoma	.253	127	462	50	117	29	3	3	45	8	7	6	36	68	7-6	.311	.348	28
2012	Binghamton	.236	57	195	23	46	9	2	4	21	1	1	3	13	27	0-2	.292	.364	12
	Buffalo	.138	11	29	2	4	1	0	0	2	3	0	0	1	10	0-0	.167	.172	5
2013	Gwinnett	.228	95	272	26	62	17	1	1	29	4	1	1	18	40	8-4	.277	.309	13
2014	Gwinnett	.297	67	232	34	69	18	1	4	34	3	4	1	19	28	2-2	.348	.435	3
2015	Gwinnett	.280	106	397	53	111	25	6	3	38	0	5	5	17	39	3-0	.314	.395	5
2016	Gwinnett	.263	93	327	35	86	16	1	5	37	1	2	1	16	52	1-5	.298	.364	4
2017	Gwinnett	.284	99	363	41	103	15	0	11	45	1	3	3	12	40	5-1	.310	.416	10
2018	Gwinnett	.254	99	338	35	86	15	1	1	26	1	5	8	14	38	3-2	.296	.314	9
Minor Totals		.258	1562	5638	686	1455	294	31	86	621	43	51	48	415	831	84-37	.312	.367	221
Major Totals		.205	19	39	2	8	1	0	0	2	1	1	0	5	14	0-0	.289	.231	1

MAJOR LEAGUE FIELDING RECORD

Position	PCT	G	PO	A	E	TC	DP
Second Base	1.000	2	2	2	0	4	1
Shortstop	.980	15	26	24	1	51	5

PERSONAL

- Wife, Jennifer and son, Sean III

TRANSACTIONS

- Selected by the San Diego Padres in the fifth round of the 2004 First-Year Player Draft...Signed by Anup Sinha.
- Signed by the New York Mets to a minor-league contract on January 10, 2012.
- Signed by the Atlanta Braves to a minor-league contract on January 10, 2013.
- Signed by the Atlanta Braves to a minor-league contract on October 10, 2013.
- Signed by the Atlanta Braves to a minor-league contract on November 17, 2014.
- Signed by the Atlanta Braves to a minor-league contract on December 23, 2015.
- Signed by the Atlanta Braves to a minor-league contract on November 17, 2016.
- Signed by the Atlanta Braves to a minor-league contract on November 16, 2017.
- Signed by the Atlanta Braves to a minor-league contract on October 18, 2018.



NON-ROSTER INVITEE

RYAN LAMARRE

68

OUTFIELDER

Full Name: **Ryan Michael LaMarre**Bats: **Right**Throws: **Left**Height: **6-2**Weight: **215**DOB: **November 21, 1988**Opening Day Age: **30**Born: **Royal Oak, MI**Resides: **Jackson, MI**MLB Debut: **August 22, 2015**MLB Service Time: **1.040**Acquired: **Signed to a minor league contract, November 19, 2018**Contract: **Signed through 2019**

2018

- Made his first career Opening Day roster and appeared in a career-high 76 games between the Twins and White Sox, combining to bat .279 (46-for-165) with two homers and 18 RBI.
- Opened the season in the Twins organization and played in 43 games over four stints with Minnesota...Designated for assignment on 7/2 before Chicago claimed him off waivers on 7/9.
- Drove in all four White Sox runs with a run-scoring double, a two-run double and a solo homer in a 4-1 win on 8/29 at the Yankees.
 - ▲ Became just the second Chicago rookie ever to record at least four RBI and drive in all of the team's runs in a win...Tommy Agee also did so in 1966...The last White Sox player to accomplish the feat was Alex Rios on 9/5/12 vs. Minnesota (six RBI).
- Hit a solo home run off Blaine Hardy on 8/14 at Detroit for his first career homer.
- Appeared defensively at all three outfield positions, including 36 games in center field, 29 games in left and five games in right.
- Played in 25 games between Triple-A Rochester of the Twins and Triple-A Charlotte of the White Sox...Combined to bat .269/.340/.398.

CAREER RECAP

- Has played 106 games across four major league seasons with Cincinnati (2015), Boston (2016), Oakland (2017), Minnesota (2018) and Chicago-AL (2018).
- Made his major league debut with the Reds on 8/22/15 vs. ARI and appeared in 21 games with Cincinnati that season.
 - ▲ Singled off Chase Anderson on 8/23 for his first career hit.

CAREER HIGHS

Most Runs

2, 6/19/18, MIN vs. BOS

Most Hits

3, 4x, last: 9/21/2018, CWS vs. CHI

Most Doubles

2, 2x, last: 8/29/2018, CWS at NYY

Most Triples

None

Most Home Runs

1, 2x, last: 8/29/2018, CWS at NYY

Most RBI

4, 8/29/2018, CWS at NYY

Most Walks

2, 6/5/2018, MIN vs. CWS

Most Stolen Bases

1, 2x, last: 8/23/2018, CWS at DET

Longest Hitting Streak

4, 5/31/18-6/3/18

- Played in just nine major league games over 2016 and 2017 between Boston and Oakland.
- Is a career .266/.343/.377 batter in 722 minor league games.
- Tabbed by *Baseball America* as the Best Defense Outfielder in Cincinnati's system for three straight years from 2010-2012.
- Opened his professional career in 2010 after being drafted by the Reds in the second round.

AMATEUR

- Attended Lumen Christi High School in Michigan where he played baseball, football and hockey; played for back-to-back state champion football teams.
- Attended the University of Michigan...Was named the 2009 Bill Freehan Award winner, given to club's top hitter...Earned All-Big 10 Second Team honors in 2009 and named to the All-Big Ten First-Team in 2010.

- Signed by the Los Angeles Angels to a one-year major-league contract on December 15, 2016.
- Acquired by the Oakland Athletics from the Los Angeles Angels in exchange for cash considerations on April 22, 2017.
- Signed by the Minnesota Twins to a minor-league contract on November 23, 2017.
- Claimed by the Chicago White Sox off waivers from the Minnesota Twins on July 9, 2018.
- Signed by the Atlanta Braves to a minor-league contract on November 19, 2018.

TRANSACTIONS

- Selected by the Cincinnati Reds in the second round (62nd overall) of the 2010 First-Year Player Draft...Signed by Brad Meador.
- Signed by the Boston Red Sox to a minor-league contract on December 14, 2015.

COMPLETE RECORD

Year	Club	AVG	G	AB	R	H	2B	3B	HR	RBI	SH	SF	HP	BB	SO	SB-CS	OBP	SLG	E
2010	Dayton	.282	60	227	44	64	11	0	5	29	1	2	12	21	53	18-7	.370	.396	0
	Lynchburg	.222	8	27	2	6	2	0	1	3	0	0	0	2	4	1-1	.276	.407	0
2011	Bakersfield	.279	117	445	78	124	17	3	6	47	2	6	8	42	97	52-14	.347	.371	6
	Carolina	.267	5	15	3	4	1	0	0	0	0	0	1	3	3	3-0	.421	.333	0
2012	Pensacola	.263	133	482	68	127	22	3	5	32	4	2	10	60	119	30-10	.356	.353	5
2013	Pensacola	.246	126	451	55	111	19	4	10	39	6	3	11	44	93	22-13	.326	.373	7
	Louisville	.182	3	11	4	2	0	0	0	0	0	0	2	1	1	1-0	.357	.182	0
	Glendale	.400	2	5	0	2	0	0	0	0	0	0	0	1	1	1-0	.500	.400	0
2014	Louisville	.200	17	50	6	10	2	0	1	6	1	0	0	8	17	1-1	.310	.300	1
2015	Louisville	.257	91	300	33	77	17	1	8	18	3	3	5	18	88	11-4	.307	.400	4
	Cincinnati	.080	21	25	2	2	0	0	0	0	1	0	0	0	9	0-0	.080	.080	1
2016	Pawtucket	.303	86	317	44	96	15	0	10	41	0	5	8	28	80	17-6	.369	.445	2
	Boston	.000	6	5	1	0	0	0	0	0	0	0	0	1	2	0-0	.167	.000	0
2017	Salt Lake	.268	10	41	6	11	1	1	0	7	0	0	1	6	11	4-1	.375	.341	0
	Nashville	.240	41	129	11	31	2	2	0	12	2	1	3	11	47	5-5	.313	.287	1
	Oakland	.000	3	7	0	0	0	0	0	0	0	0	0	1	3	0-0	.125	.000	0
2018	Minnesota	.263	43	99	7	26	5	0	0	8	0	1	1	8	33	1-1	.321	.313	0
	Rochester	.313	13	48	5	15	4	1	0	5	0	0	1	5	15	1-0	.389	.438	1
	Chicago (AL)	.303	33	66	8	20	6	0	2	10	0	2	1	2	20	1-1	.324	.485	2
	Charlotte	.222	12	45	7	10	2	2	0	2	1	0	0	4	14	2-0	.286	.356	0
Minor Totals		.266	722	2588	366	688	115	17	46	241	20	22	62	253	642	168-62	.343	.377	27
A.L. Totals		.260	84	177	16	46	11	0	2	18	0	3	2	12	58	2-2	.309	.356	2
N.L. Totals		.080	21	25	2	2	0	0	0	0	1	0	0	0	9	0-0	.080	.080	1
Major Totals		.238	106	202	18	48	11	0	2	18	1	3	2	12	67	2-2	.283	.322	3

Bold indicates led league

MAJOR LEAGUE FIELDING RECORD

Position	PCT	G	PO	A	E	TC	DP
Center Field	.977	52	85	1	2	88	0
Left Field	.974	33	33	4	1	38	1
Right Field	1.000	7	3	0	0	3	0
Pitcher	--	2	0	0	0	0	0



RAFFY LOPEZ

55

CATCHER

Full Name: **Rafael Manuel Lopez**

Bats: **Left**

Throws: **Right**

Height: **5-9**

Weight: **190**

DOB: **October 2, 1987**

Opening Day Age: **31**

Born: **Philadelphia, PA**

Resides: **St. Louis, MO**

MLB Debut: **September 2, 2014** MLB Service Time: **1.026**

Acquired: **Trade with San Diego, October 31, 2018**

Contract Status: **Signed through 2019**

2018

- Split the season between San Diego and the club's Triple-A team at El Paso...Joined Atlanta on 10/31 in exchange for cash considerations.
- Made his first Opening Day roster and walked as a pinch hitter in the Padres' 2-1, 12-inning opening loss.
- Optioned to El Paso the next day...Had two more stints with the Padres (5/1-6/24 and 7/12-7/22).
- Appeared in a career-high 37 games, getting 117 plate appearances and hitting .176 (18-for-102)...Entered the season with 84 career plate appearances over parts of three major league seasons.
 - **A** Also played an inning defensively at both first base and third base with the Padres.
- Threw out three of 13 (23%) potential base stealers at the major league level...Caught 10 of 37 (27%) with El Paso.

CAREER RECAP

- Made his major league debut in 2014 with Chicago (NL)...Collected his first major league hit off Los Angeles' Clayton Kershaw, singling on 9/19/14 at Wrigley Field.
 - **A** Hit his first home run, 8/23/17 at TB of Austin Pruitt while with Toronto.
- Joined Los Angeles (AL) for the 2015 season, spending the entire season in the Angels' minor league system.
- Signed a minor-league contract with Detroit to start 2016, before joining Cincinnati in May of that season...Appeared in eight games with the Reds that season, going hitless in seven at-bats.
- Split the 2017 season between Toronto and the club's minor league system.
- Was a Southern League All-Star in 2013.

CAREER HIGHS

Most Runs

2, 2x, last: 6/4/18, SD vs. ATL

Most Hits

3, 6/4/18, SD vs. ATL

Most Doubles

1, 3x, last: 6/22/18, SD at SF

Most Triples

None

Most Home Runs

1, 7x, last: 6/4/18, SD vs. ATL

Most RBI

2, 8x, last: 6/4/18, SD vs. ATL

Most Walks

2, twice, last: 5/13/18, SD vs. STL

Most Stolen Bases

1, 6/3/18, SD vs. CIN

Longest Hitting Streak

3 games, 3x, last: 6/11/18-6/15/18

AMATEUR

- Finished his collegiate career at Florida State University after stints with Boston College and Indian River Community College in Florida... Graduated from Summit Christian High School in Wellington, Florida.

PERSONAL

- Has a twin sister, Alessandra and one brother, Gabriel.
- Has a chihuahua whippet mix named Nalla and a greyhound named Sophie.
- All-time favorite baseball player is Ken Griffey Jr... Roots for the Florida Panthers and the St. Louis Blues.

TRANSACTIONS

- Selected by the Chicago Cubs in the 16th round of the 2011 First-Year Player Draft; signed by Tom Clark.
- Acquired by the Los Angeles Angels from the Chicago Cubs in exchange for LHP Manuel Rondón and international slot money on July 3, 2015.

- On Los Angeles' disabled list (left hand fracture) from September 28 through the end of the 2015 season.
- Signed by the Detroit Tigers to a minor-league contract on January 4, 2016.
- Signed by the Cincinnati Reds to a minor-league contract on May 3, 2016.
- Signed by the Toronto Blue Jays to a minor-league contract on February 24, 2017
- Signed by the San Diego Padres to a minor-league contract on November 30, 2017.
- Acquired by the Atlanta Braves from the San Diego Padres in exchange for cash considerations on October 31, 2018.

COMPLETE RECORD

Year	Club	AVG	G	AB	R	H	2B	3B	HR	RBI	SH	SF	HP	BB	SO	SB-CS	OBP	SLG	E
2011	AZL Cubs	.364	3	11	1	4	1	0	0	2	0	0	0	1	1	0-0	.417	.455	0
	Boise	.316	54	196	34	62	8	0	6	37	0	4	2	21	27	1-2	.381	.449	5
2012	Peoria	.265	31	117	14	31	7	1	0	12	1	3	0	17	13	1-0	.350	.342	3
	AZL Cubs	.467	4	15	5	7	2	1	0	4	0	0	1	1	4	0-0	.529	.733	1
	Daytona	.269	35	119	18	32	10	0	2	12	0	1	0	13	14	1-0	.338	.403	3
2013	Tennessee	.247	95	316	44	78	22	0	8	43	1	0	1	49	67	0-1	.350	.392	11
2014	Tennessee	.297	45	148	21	44	13	0	4	24	0	0	0	29	26	1-1	.412	.466	4
	Iowa	.285	61	207	17	59	4	1	1	27	1	0	3	28	52	0-0	.378	.329	4
	Chicago	.182	7	11	0	2	0	0	0	1	0	1	0	2	4	0-0	.286	.182	0
2015	Iowa	.276	46	156	14	43	8	1	0	17	0	1	0	14	37	3-1	.333	.340	4
	Salt	.242	21	62	10	15	2	0	1	7	1	1	0	11	13	0-0	.351	.323	3
2016	Louisville	.213	47	155	12	33	10	0	1	17	1	2	2	9	39	1-0	.262	.297	6
	Cincinnati	.000	8	7	0	0	0	0	0	0	0	0	0	0	3	0-0	.000	.000	0
2017	New Hampshire	.262	14	42	7	11	1	1	4	11	0	0	0	8	15	0-0	.380	.619	1
	Buffalo	.293	59	198	31	58	13	1	12	34	0	1	3	21	46	0-0	.368	.551	1
	Toronto	.222	24	54	9	12	1	0	4	12	0	1	0	7	21	0-0	.306	.463	3
2018	San Diego	.176	37	102	11	18	2	0	3	13	0	2	0	13	43	1-0	.265	.284	1
	El Paso	.261	50	180	27	47	12	1	9	38	0	2	1	18	56	0-0	.328	.489	4
Minor Totals		.273	565	1922	255	524	113	7	48	285	5	15	13	240	410	8-5	.355	.414	50
A.L. Totals		.222	24	54	9	12	1	0	4	12	0	1	0	7	21	0-0	.306	.463	3
N.L. Totals		.167	52	120	11	20	2	0	3	14	0	3	0	15	50	1-0	.254	.258	1
Major Totals		.184	76	174	20	32	3	0	7	26	0	4	0	22	71	1-0	.270	.322	4

Bold indicates led league

MAJOR LEAGUE FIELDING RECORD

Position	PCT	G	PO	A	E	TC	DP	PB	CS	ATT	PCT P-OFF
Catcher	.991	62	423	27	4	454	3	1	4	33	12%
First Base	1.000	2	2	0	0	2	1				
Third Base	--	2	0	0	0	0	0				



NICK MARKAKIS

22

OUTFIELDER

Full Name: **Nicholas Markakis**

Bats: **Left**

Throws: **Left**

Height: **6-1**

Weight: **210**

DOB: **November 17, 1983**

Opening Day Age: **35**

Born: **Woodstock, GA**

Resides: **Monkton, MD**

MLB Debut: **April 3, 2006**

MLB Service Time: **13.000**

Acquired: **Signed as a free agent, December 5, 2014**

Contract Status: **Signed through 2019**

CAREER HIGHLIGHTS

- Enters his 14th season at the major league level... Enters 2019 as one of five active players with over 2,000 career games played (2,001).
 - A** Albert Pujols (2,692), Ichiro Suzuki (2,651), Miguel Cabrera (2,264), and Robinson Canó (2,078) are the other four.
- Named to his first All-Star Game in 2018, starting in right field for the National League squad and going 0-1 with a walk.
- Became the third player in franchise history to earn a Silver Slugger award and a Gold Glove in the same season, winning both in 2018...Dale Murphy (1982-1985) and Andruw Jones (2005) are the other two.
 - A** Earned his third Glove Glove for right field...Also won in 2011 and 2014 while with Baltimore.
- Is the only Braves player in franchise history (since 1876) to collect at least 35 doubles in four straight seasons (2015-2018)...Only Chipper Jones (five) and Hank Aaron (five) have more 35-double seasons over their entire Braves career than Markakis.
- Played his 393rd straight error-free game in the outfield on June 18, 2015 setting a Major League record for the most consecutive errorless games by an outfielder...Broke Darren Lewis' record (392), set from 1990-1994.
 - A** Snapped his historic streak of 398 games played in the outfield without an error on June 25, 2015 at WSH after being charged with a fielding error in the first inning.
- Is one of three players in the majors with at least 35 doubles in each of the last four seasons, and one of two in the National League...Nolan Arenado and Mookie Betts are the other two.

CAREER HIGHS

Most Runs

4, 7/8/17, ATL at WSH

Most Hits

5, 7/3/2011, BAL at ATL

Most Doubles

3, 3x, last: 6/7/2017, ATL vs. PHI

Most Triples

1, 20x, last: 8/12/18, ATL vs. MIL

Most Home Runs

3, 8/22/2006, BAL vs. MIN

Most RBI

6, 6/10/2011, BAL vs. TB

Most Walks

4, 2x, last: 5/6/2012, BAL at BOS

Most Stolen Bases

2, 6/17/2007, BAL vs. ARI

Longest Hitting Streak

19 games, 6/8-6/30/11

- Finished his time in Baltimore among the franchise's all-time leaders in games (10th, 1,365), at-bats (9th, 5,331), runs (8th, 749), hits (6th, 1,547), doubles (6th, 316), RBI (9th, 658), walks (9th, 553), average (5th, .290), OBP (9th, .358), OPS (9th, .793), total bases (6th, 2,318) and multi-hit games (4th, 435).

- Became the all-time leader in Oriole Park at Camden Yards history in hits (767) with a pair of base hits on May 22, 2014 vs. CLE to pass Cal Ripken Jr. (702 hits). Also became the all-time leader in at-bats (2,646) at Oriole Park at Camden Yards during the 2014 season.
 - ✦ Has since been passed in both categories by Adam Jones.
- Won the American League Player of the Week award for the week of July 17, 2011, after going 6-for-14 (.429) with two doubles, two homers, five runs scored and six RBI in four games.
- Named American League Rookie of the Month for August 2006 after batting .354 (34-for-96) with a .400 OBP over 26 games...Hit 10 home runs and 26 RBI for the month.
- Collected his 2,000th career hit on 8/3/17 vs. LAD with a single to left field...Entering the 2019 season, was one of nine active players to reach the 2,000-hit milestone, and the only active player with at least 2,000 hits and no more than 13 seasons played.
 - ✦ Collected his 1,500th hit on August 1, 2014 vs. SEA, becoming the second outfielder in Orioles history with at least 1,500 hits (Brady Anderson, 1,589).
- Hit his 400th career double, 5/5/17 vs. StL...At the time, was the eighth active player to reach that mark...Entering 2019, there were seven active players with at least 400 career doubles.

2018

- Joined OF Dale Murphy (1982-1985) and OF Andruw Jones (2005) as the only players in franchise history to earn a Gold Glove award and a Silver Slugger award in the same year, winning both honors after going to his first All-Star Game and hitting .297 with 14 home runs, 43 doubles, 93 RBI and a .806 OPS in 162 games.
- Started every game and became the fifth Braves player since the National League went to a 162-game schedule in 1962 to start all 162.
 - ✦ OF Felix Milán did in 1969, before OF Andruw Jones started 162 in 1999...OF Jeff Francoeur started every game in consecutive seasons, 2006 and 2007, before 1B Freddie Freeman accomplished the feat in 2014.
 - ✦ He also was one of two players in the majors to start all 162 games this season... San Diego's Freddy Galvis was the other.
- Named to his first All-Star Game as he started in right field during the American League's 8-6, 10-inning win at Nationals Park.
 - ✦ At the time of his selection, his 2,165 hits were the second most in MLB history by a player who had never been named to an All-Star team since the game's inception in 1933 (Juan Pierre, 2,217).
- Finished with 43 two-base hits, his most since hitting 45 in 2010... Became the first Braves player in franchise history (since 1876) to collect at least 35 doubles in four straight seasons...Only Chipper Jones (five) and Hank Aaron (five) have more 35-double seasons over their entire Braves career than Markakis.
 - ✦ Collected his 40th double, 9/6 at ARI... Became one of five active players with five 40-double seasons (Robinson Canó, Albert Pujols, Miguel Cabrera, David Wright).
- Hit 14 homers, surpassing his season-high total since joining the Braves in 2015...Had 13 in 2016.
- Capped a five-run comeback on Opening Day, 3/29, vs. PHI with a three-run, two-out, ninth-inning home run off Hector Neris.
 - ✦ The victory marked the biggest comeback win the Braves ever had on Opening Day in the modern era (since 1900)...It also marked the first walk-off home run on Opening Day in Atlanta franchise history... The drive was also Markakis' only career walk-off home run.
- Hit .538 (7-for-13) with one home run with the bases loaded...His grand slam came on 6/30 at StL off Luke Weaver and was his first since 6/10/11...Went 1,073 games in between slams.
- Tied for the N.L. lead with 42 hits in May, finishing three ahead of third place 1B Freddie Freeman... San Francisco's Brandon Crawford also had 42 hits.
 - ✦ Also tied for the N.L. lead with 11 doubles that month, while his .362 average was third best and his .397 on-base percentage ranked seventh...His 14 extra-base hits were two off the league lead.
 - ✦ Markakis became just the second Atlanta Braves hitter with at least 42 May hits... Ralph Garr had 47 in 1974 to tie Hank Aaron's modern-era franchise record first set in 1959.
 - ✦ Markakis' total marked just the 19th time a Braves player collected 40 hits in May during the modern era (since 1900).

- Hit .323 (120-for-371) with 10 home runs and a .877 OPS in 94 games prior to the All-Star Game...After the break, batted .258 (65-for-252) with four home runs and a .701 OPS.

2018 POSTSEASON

- Started all four games in the NLDS vs. LAD, going 1-for-12 with three walks.

2017

- In his 12th major league season - third with Atlanta – collected his 2,000th career hit in his 1,786th game on 8/3 vs. LAD...Entered the game with 1,999 hits and reached the milestone with a fourth-inning single to left field.
- Paced the Braves with 160 games played, 39 doubles and 79 RBI...Batted .275 (163-for-593) with a .354 on-base percentage while tallying the second-most hits on the club with 163.
- Had 39 doubles after finishing with 38 two-base hits in each of the previous two seasons...No Braves player in the modern era (since 1900) had reached 36 doubles in three consecutive seasons prior to Markakis...Only Hank Aaron (five) and Chipper Jones (four) have more 36-double seasons over their entire Braves career than Markakis.
- Finished the season ranked fifth in the National League with 39 doubles...It was his highest doubles total since he had 45 in 2010.
- Four of his eight home runs in 2017 gave the Braves the lead...Since he joined the Braves in 2015, 42% of his home run (10 of 24) have been tie-breaking or go-ahead shots.
- Homered on 8/4/17 off of MIA's LHP Adam Conley...The homer was his first home run against a left-handed pitcher since 7/8/16 when he stroked a solo shot off CWS's Chris Sale...Since joining the Braves, just four of his 24 home runs have come off of a lefty.
- Went 6-for-11 (.545) and had three doubles and a team high-tying 13 RBI in bases loaded situations.
- Had two outfield assists on 9/30 at MIA and 9/24 vs. PHI...He became the first Braves outfielder with multiple multi-assist games in a season since Jeff Francouer in 2007 (5/9 vs. SD and 8/12 at PHI).
- Had a .309 (84-for-272) batting average and drove in 51 runs in games the Braves won...His average in Braves' losses was .246 (79-for-321).
- Hit .326 (30-for-92) with 21 RBI when batting in the first inning of a game.

2016

- In his second season with the organization played in a team-best (tied with Freddie Freeman) 158 games while batting .269 (161-for-599) with 38 doubles, 13 home runs, 89 RBI.
- Led the club with a .308 (53-for-172) batting average and 70 RBI when batting with runners in scoring position...Thirty-two of those 70 RBI came with two outs.
- Posted double-digit home runs (13) for the 10th time in his last 11 seasons.
- Ranked second on the team and tied for ninth in the National League with 38 doubles...His 38 doubles matched his total from the 2015 season and were the most since he hit 45 in 2010.
- Had six consecutive doubles, 4/9-11...Also tied a Braves franchise record for the most doubles (11) in the month of April (Hank Aaron, 1969 and Marcus Giles, 2003).
- Drove in 89 runs, his highest total since collecting 101 RBI during the 2009 season.
- Stroked three doubles in a game for the second time in his career on 4/10 vs. STL.

2015

- Completed his first season with Atlanta and his 10th Major League season batting .296 (181-for-612) with 38 doubles, three home runs, 53 RBI and 73 runs scored in 156 games.
- Posted his highest double total (38) since hitting 45 in 2010.
- Ranked ninth in the National League with a .370 on-base percentage...It was his highest mark since 2008 (.406).
- Collected 52 multi-hit games, the fourth most in the National League and tied for the 10th most in the Majors.
- Led off 9/25's game at MIA with a line-drive homer to right field, his second game-opening homer of the season (also 7/20) and the fourth of his career.
- Snapped his historic streak of 398 games played in the outfield without an error on 6/25 at WSH after being charged a fielding error in the first inning.
- Played his 393rd straight error-free game in the outfield on 6/18 setting a Major League record for most consecutive errorless games by an outfielder...Broke Darren Lewis' record (392), set from 1990-1994.

2014

- Played in at least 155 games for the seventh time in the last eight seasons (2007-11, '13-14), the fourth-most in Baltimore club history (Cal Ripken, 15; Brooks Robinson, 11; Eddie Murray, 9).
- Ended the season with 328 consecutive errorless games in the OF (dating to 8/11/12), just eight games shy of Rich Amaral's American League record of 336 (1995-2000).
- Collected two hits on 5/22 vs. CLE, tying and passing Cal Ripken Jr. (702 hits) to become the all-time leader in hits at Oriole Park.
- Became the second player in Orioles history to record six seasons with 50+ multi-hit games (2007-11, 2014) on September 13, 2014 vs. NYY, joining Eddie Murray (1978-80, 1982-84).
- Led the majors with 617 at-bats out of the leadoff spot in the lineup, stroking 169 hits from the top of the batting order to finish fourth in the league among leadoff hitters.
- Passed Ken Singleton (1,456) and moved into sixth place on the Orioles all-time hit list on 6/16 at TB.
- Stroked the first leadoff home run of his career on 8/3, a game Baltimore went on to win 1-0... It was the Orioles' first win in franchise history in which the first and only run came courtesy of a leadoff homer.
- Hit his 10th home run of the season on 8/4 at WSH, tying Brady Anderson for fourth in club history with nine seasons of 20+ doubles and 10+ home runs.
- Posted his 427th career multi-hit game, 8/10 vs. STL, passing Brady Anderson for sole possession of fourth place on Baltimore's all-time list.
- Hit back-to-back home runs with Alejandro De Aza to start the game on 9/25 at NYY, becoming the first pair of Orioles to hit back-to-back home runs to start a road game since Jerry Hairston, Jr. and Mike Bordick on 6/6/01 at NYY...
- Underwent successful fusion surgery to repair a herniated disc in his neck on December 17, 2014...The surgery was performed by Dr. Steven Wray in Atlanta, Ga.

2014 POSTSEASON

- Went 8-for-31 (.258) with a home run in seven games against Detroit and Kansas City as the Orioles advanced to the ALCS.

2013

- Became the franchise leader with his seventh Opening Day start in right field (all consecutive).

- Moved into the top 10 in Baltimore franchise history in hits (10th, 1,370), total bases (10th, 2,070), extra-base hits (10th, 431), doubles (289) and RBI (9th, 608).
- Was a Gold Glove finalist among AL RF (1.000 fielding %).
- Had four straight multi-hit games, 5/9-12.
- Snapped a career-worst 31-game streak without an extra-base hit, 8/25 vs. OAK, with a double and home run.

2012

- Had his first injury-plagued season in 2012 and made his first two career appearances on the disabled list...Was on the DL from 5/3-7/9 (right hamate bone fracture) and again 9/9 through the end of season (broken thumb).
- Became first Oriole to hit a home run in first at-bat on Opening Day since Luis Matos (4/4/05).
- Had surgery performed to repair the the right hamate bone on 6/1/2012, performed by Dr. Brian Schofield...Returned to the starting lineup on 7/13 and batted leadoff for first time in his career that night vs. DET.
- Broke left thumb with a hit-by-pitch by CC Sabathia on 9/8 vs. NYY, ending his season...Had surgery performed on the thumb on 9/11/12, performed by Dr. Brian Schofield.
- Hit last of Orioles three consecutive home runs to start the game, 5/10 vs. TEX (1), setting an American League record.

2011

- Won his first career Rawlings Gold Glove Award after completing the first error-free season of 150 or more games played by an Orioles outfielder in franchise history and finished fifth in the American League with 14 outfield assists.
- Became the third Orioles outfielder to win a Gold Glove, joining Paul Blair (1967, 1969-75) and Adam Jones (2009).
- Named A.L. Player of the Week for 7/14-17...Went 6-for-14 (.429) with two homers in four games.
- Recorded his 1,000th career hit with a third-inning single on 7/15.
- Ranked among AL leaders in games (160, 3rd), at-bats (641, 4th), plate appearances (716, 5th), hits (182, 10th), singles (135, 5th), times on base (251, 9th) and outfield assists (14, 5th).
- Played in 160 games, the fourth time in his previous five seasons he played in 160 or more and fifth straight season he led the Orioles in games played.

- Set career and team-season-high with 19-game hitting streak, 6/8-30...Hit .414 during the run.
- Set career-high with five hits, 7/3 at ATL.
- Set career-high with six RBI, 6/10 vs. TB.
- Made first career start at first base, 6/1 at SEA.

2010

- Finished the season tied for fourth in the American League with 45 doubles and became third player in Major League history with four straight 43-double seasons, joining Joe Medwick (1935-39) and Tris Speaker (1920-23), both of whom are in the Hall of Fame.
- Became the first player in Orioles history with four consecutive 40-double seasons.
- Batted .361 against left-handed pitching, the highest average in MLB for a left-handed hitter.

2009

- Drove in 100 runs (101) for the second time in his career (112 in 2007).
- Tied for the American League lead with 161 games played, the second time in his career he played 161 in a season (2007).
- Collected 45 doubles, sixth most in the AL (third consecutive season of 40+).
- Finished in the top 10 in the AL in games (T1st, 161), sac flies (T1st, 10), at-bats (3rd, 642), plate appearances (6th, 711), doubles (6th, 45) and hits (T7th, 188).
- Reached base safely in a career-high 38 consecutive games, 7/5-8/18, batting .335 (54-161) with a .935 OPS.
- Hit second career grand slam off Brad Penny, 4/17 at BOS.

2008

- Appeared in 157 games in his third MLB season, setting career highs in average (.306), runs scored (106), doubles (48), walks (99), on-base percentage (.406) and slugging percentage (.491)...Led the Majors with 17 outfield assists.
- Finished among the top-25 in the American League in 16 categories: road batting average (1st, .330), times on base (1st, 283), walks (2nd, 99), on-base percentage (3rd, .406), doubles (T3rd, 48), runs (4th, 106), on-base plus slugging (7th, .897), games played (T9th, 157), average (10th, .306), hits (T10th, 182), extra-base hits (T10th, 69), total bases (T11th, 292), multi-hit games (T12th, 51), slugging percentage (20th, .491), at-bats (20th, 595) and RBI (23rd, 87).
- Had second multi-HR game on 9/14 vs. MIN.

2007

- In his sophomore MLB season, was named Most Valuable Oriole by local media after batting .300 with 23 home runs and 112 RBI in 161 games.
- Ranked in the top-25 in the American League in 11 categories: games played (3rd, 161), go-ahead RBI (T4th, 31), doubles (T6th, 43), at-bats (7th, 637), hits (7th, 191), total bases (7th, 309), RBI (8th, 112), extra-base hits (T9th, 69), multi-hit games (T9th, 57), runs (17th, 97), average (19th, .300) and stolen bases (T21st, 18).
- Hit his first career grand slam on 4/13 vs. KC.
- Homered on 9/16 at TOR, giving him 20 HR and 100 RBI for the year...Joined Jim Gentile (141 in 1961) and Cal Ripken (102 in 1983) as the only Orioles to drive in 100 or more runs in their second full season.
- Hit his first career game-winning home run in the bottom of the eighth inning on 9/24 vs. KC.

2006

- Set an Orioles rookie record for highest batting average (.291) among qualifiers with 502 plate appearances.
- Finished sixth in American League Rookie of the Year voting and was named as an outfielder on the Baseball Digest and Topps All-Rookie Teams.
- Beginning on 5/27, started 98 of the final 103 games, including 96 starts in right field, and batted .314 through the end of the season.
- Named American League Rookie of the Month for August...Hit safely in 22 of 26 games, batting .354 (34-for-96) with seven doubles, 10 home runs, 26 RBI, 22 runs scored and a .740 slugging percentage...His 10 home runs in August set an Orioles record for a rookie in a calendar month... Became the 11th rookie in the last 50 years to hit at least 10 homers in a calendar month.
- Made his Major League debut in the season opener on 4/3 vs. TB, entering defensively in right field in the ninth inning...Went 1-for-3 with 3 walks in his first start on 4/5 vs. TB, homering off Devil Rays' Dan Miceli for his first MLB hit.
- Became the third player since 1959 to draw walks in each of his first three Major League plate appearances (ARI's Danny Klassen on 7/4/98 and KC A's Bob "Rocky" Johnson in 1960).
- Matched an Orioles record by hitting three home runs on 8/22 vs. MIN...Marked the 18th time in club history a player hit three home runs.. Became the 21st rookie to hit three homers in a game and the first Orioles rookie to do so.

- Had six homers over a six-game span, 8/16-22, becoming only the eighth rookie to hit six home runs over a span of six of his team's games, according to the Elias Sports Bureau, and first since ATL's David Justice in 1990.

MINOR LEAGUE HIGHLIGHTS

- Named the **2005** Brooks Robinson Award winner as the Orioles Minor League Player of the Year... Also named to the Carolina League Post-Season All-Star Team that season... Played for the **2004** Greek Olympic Baseball team in Athens, Greece (missed the final month of the season so do so)... Led the team with a .346 (9-for-26) average and six RBI... Signed with the Orioles one week after being selected in the first round of the **2003** First-Year player draft and spent the season at Class-A Aberdeen... Missed two-plus weeks of the season in July to play for the Greek National team in the European Championships in the Netherlands... Went 10-for-19 with five RBI in a five-game span, 7/21-25.

AMATEUR

- Attended Young Harris (Ga.) Junior College and batted .439 (98-for-223) with 21 HR and 92 RBI and stole 19 bases in 20 attempts in 2003.
- Also pitched at Young Harris, going 12-0 with 1 save and a 1.68 ERA in 15 games and led all junior college pitchers with 160 strikeouts.
- In 2003, was listed by *Baseball America* as the second-best junior college prospect.
- Was named Junior College Player of the Year by *Baseball America* in 2002.
- Played for the Greek Olympic Baseball Team during the 2004 games held in Athens, Greece, leading the team with a .346 batting average.

PERSONAL

- He and his wife Christina have three sons; Taylor, Tucker and Toby.
- Nick and Christina are active with the Boys and Girls Club located in Cherokee County (Ga.)... They also participate in a variety of charitable events within the inner city areas in Maryland, especially during the holiday seasons.
- Graduated from Woodstock (Ga.) High School.

TRANSACTIONS

- Selected by the Cincinnati Reds in the 35th round of the 2001 First-Year Player Draft; did not sign.
- Selected by the Cincinnati Reds in the 23rd round of the 2002 First-Year Player Draft; did not sign.
- Selected by the Baltimore Orioles in the first round (seventh overall) of the 2003 First-Year Player Draft... Signed by Dave Jennings.
- Signed a six-year contract with the Baltimore Orioles through the 2014 season, with an option for 2015, on January 22, 2009.
- On Baltimore disabled list (right hamate bone fracture), May 3 to July 9, 2012; underwent successful surgery by Dr. Brian Schofield on June 1, 2012; included a rehabilitation assignment to Bowie (AA).
- On Baltimore disabled list (broken thumb), September 9 to the end of the 2012 season; underwent successful surgery by Dr. Brian Schofield on September 11, 2012.
- Signed by the Atlanta Braves to a four-year contract through the 2018 season on December 5, 2014.
- Signed by the Atlanta Braves to a one-year contract through the 2019 season, with a team option for 2020, on January 22, 2019.



COMPLETE RECORD

Year	Club	AVG	G	AB	R	H	2B	3B	HR	RBI	SH	SF	HP	BB	SO	SB-CS	OBP	SLG	E
2003	Aberdeen	.283	59	205	22	58	14	3	1	28	1	3	1	30	33	13-5	.372	.395	1
2004	Delmarva	.299	96	355	57	106	22	3	11	64	2	5	2	42	66	12-3	.371	.470	2
2005	Frederick	.300	91	350	59	105	25	1	12	62	0	4	4	43	65	2-1	.379	.480	5
	Bowie	.339	33	124	19	42	16	2	3	30	0	1	0	18	30	0-1	.420	.573	0
2006	Baltimore	.291	147	491	72	143	25	2	16	62	3	2	3	43	72	2-0	.351	.448	2
2007	Baltimore	.300	161	637	97	191	43	3	23	112	1	6	5	61	112	18-6	.362	.485	2
2008	Baltimore	.306	157	595	106	182	48	1	20	87	0	1	2	99	113	10-7	.406	.491	3
2009	Baltimore	.293	161	642	94	188	45	2	18	101	0	10	3	56	98	6-2	.347	.453	6
2010	Baltimore	.297	160	629	79	187	45	3	12	60	0	5	2	73	93	7-2	.370	.436	3
2011	Baltimore	.284	160	641	72	182	31	1	15	73	0	6	7	62	75	12-3	.351	.406	0
2012	Baltimore	.298	104	420	59	125	28	3	13	54	0	5	4	42	51	1-1	.363	.471	2
	Bowie	.300	3	10	4	3	1	0	2	4	0	0	0	2	0	0-0	.417	1.000	0
2013	Baltimore	.271	160	634	89	172	24	0	10	59	0	8	3	55	76	1-2	.329	.356	0
2014	Baltimore	.276	155	642	81	177	27	1	14	50	0	2	4	62	84	4-2	.342	.386	0
2015	Atlanta	.296	156	612	73	181	38	1	3	53	0	1	3	70	83	2-1	.370	.376	1
2016	Atlanta	.269	158	599	67	161	38	0	13	89	0	9	5	71	101	0-2	.346	.397	4
2017	Atlanta	.275	160	593	76	163	39	1	8	76	0	3	6	68	110	0-2	.354	.384	1
2018	Atlanta	.297	162	623	78	185	43	2	14	93	0	9	1	72	80	1-1	.366	.440	2
Minor Totals		.301	282	1044	161	314	78	9	29	188	3	13	7	135	196	27-10	.380	.476	8
A.L. Totals		.290	1365	5331	749	1547	316	16	141	658	4	45	33	553	774	61-25	.358	.435	18
Atlanta Totals		.284	636	2427	294	690	158	4	38	311	0	22	15	281	374	3-6	.359	.400	8
Major Totals		.288	2001	7758	1043	2237	474	20	179	969	4	67	48	834	1148	64-31	.358	.424	26

Bold indicates led league

ALL-STAR GAME RECORD

Year	Club, Site	AVG	G	AB	R	H	2B	3B	HR	RBI	SH	SF	HP	BB	SO	SB	CS	E
2018	N.L., Wsh	.000	1	1	0	0	0	0	0	0	0	0	0	1	0	0	0	0

DIVISION SERIES RECORD

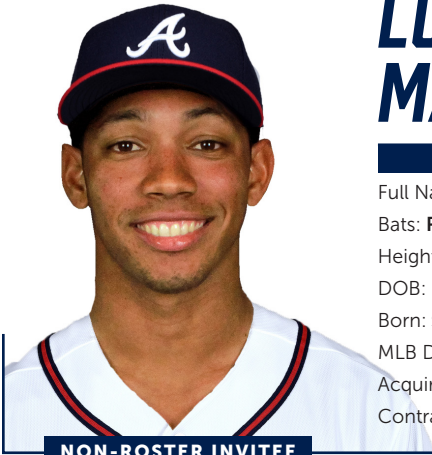
Year	Club, Opp.	AVG	G	AB	R	H	2B	3B	HR	RBI	SH	SF	HP	BB	SO	SB	CS	E
2014	Bal. vs. Det.	.250	3	12	3	3	0	0	1	3	0	0	0	1	2	0	0	0
2018	Atl. vs. LAD	.083	4	12	1	1	0	0	0	0	0	0	0	3	2	0	0	0

CHAMPIONSHIP SERIES RECORD

Year	Club, Opp.	AVG	G	AB	R	H	2B	3B	HR	RBI	SH	SF	HP	BB	SO	SB	CS	E
2014	Bal. vs. KC	.263	4	19	1	5	1	0	0	0	0	0	0	0	1	1	0	0

MAJOR LEAGUE FIELDING RECORD

Position	PCT	G	PO	A	E	TC	DP
Right Field	.994	1942	3809	116	25	3950	17
Left Field	.984	29	60	1	1	62	0
Center Field	1.000	9	15	0	0	15	0
First Base	1.000	6	48	2	0	50	3

**NON-ROSTER INVITEE**

LUIS MARTÉ

76

INFIELDER

Full Name: **Luis Daniel Olivo Martí**Bats: **Right**Throws: **Right**Height: **6-1**Weight: **170**DOB: **December 15, 1993**Opening Day Age: **25**Born: **San Francisco de Macoris, DR**Resides: **Hesperia, CA**MLB Debut: **None**MLB Service: **0.000**Acquired: **Signed to a minor-league contract, May 23, 2018**Contract Status: **Signed through 2019**

2018

- Appeared in 116 games between Double-A Frisco of the Rangers system and Double-A Mississippi and Triple-A Gwinnett of the Braves.
- Batted .269 (116-for-431) with 26 extra-base hits, 43 runs and 43 RBI between the three stops.
- Hit .286 and stole nine bases with Braves affiliates, which ranked sixth and tied for 10th among Atlanta farmhands, respectively.
- Was named Mississippi's Player of the Month for June (.337, 28-for-83) and Gwinnett's Player of the Month for July (.389, 28-for-72).
- Was signed by the Braves as a minor-league free agent on 5/23.

MINOR LEAGUE HIGHLIGHTS

- Made his professional debut in **2011** with the DSL Rangers
- Tied for the most games played at shortstop (125) in the South Atlantic League in **2013**, leading the circuit in total chances (617), putouts (197), assists (383), and double plays (84)...Led the SAL in errors by a shortstop, compiling a .940 fielding percentage (37 E/617 TC).

TRANSACTIONS

- Signed by the Texas Rangers as a non-drafted free agent on November 4, 2010.
- Signed by the Atlanta Braves to a minor-league contract on May 23, 2018.
- Signed by the Atlanta Braves to a minor-league contract on November 2, 2018.

COMPLETE RECORD

Year	Club	AVG	G	AB	R	H	2B	3B	HR	RBI	SH	SF	HP	BB	SO	SB-CS	OBP	SLG	E
2011	AZL Rangers	.240	7	25	2	6	1	1	0	4	0	0	0	0	3	1-0	.240	.360	0
2012	AZL Rangers	.187	44	184	28	32	9	2	0	17	1	3	1	8	31	5-1	.224	.263	16
2013	Hickory	.217	125	454	46	92	16	0	3	27	14	1	3	13	99	16-4	.245	.277	37
2014	Hickory	.270	72	275	33	70	9	0	1	20	6	0	0	10	51	14-2	.297	.317	12
2015	High Desert	.265	60	247	38	62	10	2	3	25	4	3	2	4	46	8-2	.280	.363	5
	Frisco	.206	62	237	24	47	7	1	3	17	4	2	0	3	41	9-3	.215	.285	9
2016	Frisco	.264	73	278	29	70	15	1	5	31	3	2	3	5	58	6-4	.284	.385	11
	AZL Rangers	.417	3	12	2	5	2	0	0	1	0	0	0	0	2	2-0	.417	.583	1
2017	Round Rock	.257	52	193	12	49	7	2	1	17	0	0	1	1	33	6-0	.264	.330	5
	Frisco	.231	47	178	19	39	7	1	6	25	1	3	0	5	23	3-3	.249	.391	5
2018	Frisco	.223	31	113	9	25	6	0	1	6	1	0	0	0	24	1-2	.223	.304	2
	Mississippi	.313	40	140	14	41	5	1	2	16	1	0	1	7	24	4-0	.353	.412	3
	Gwinnett	.266	45	195	20	50	8	1	2	21	1	0	1	5	33	5-2	.289	.351	4
Minor Totals		.248	721	2775	305	655	118	13	29	269	37	18	14	67	506	97-33	.269	.336	110



NON-ROSTER INVITEE

CARLOS MARTINEZ

86

CATCHER

Full Name: **Carlos Mario Martínez**

Bats: **Right**

Throws: **Right**

Height: **5-11**

Weight: **195**

DOB: **May 2, 1995**

Opening Day Age: **23**

Born: **Cartagena, Colombia**

Resides: **Cartagena, Colombia**

MLB Debut: **None**

MLB Service Time: **0.000**

Acquired: **Signed as a non-drafted free agent, July 15, 2012**

Contract Status: **Signed through 2019**

2018

- Played a career-most 66 games between Single-A Rome and Double-A Mississippi, and batted .256 (54-for-211) between the two clubs.
- Caught 46% of runners attempting to steal, throwing out 26 of 57 basestealers.

2017

- Appeared in 51 games with Rome (A) and a single contest with Florida (A+), combining to bat a career-best .272 (44-for-162) with a .353 on-base percentage.
- Set career highs in average, games (52), hits (44) and walks (16).

2016

- Played his second consecutive season with Danville (R) and batted .224 (22-for-98) over 30 games.

TRANSACTIONS

- Signed by the Atlanta Braves as a non-drafted free agent on July 15, 2012...Signed by Carlos Garcia.

COMPLETE RECORD

Year	Club	AVG	G	AB	R	H	2B	3B	HR	RBI	SH	SF	HP	BB	SO	SB-CS	OBP	SLG	E
2013	DSL Braves	.254	44	122	19	31	5	0	0	13	2	2	6	10	7	2-0	.336	.295	8
2014	GCL Braves	.243	32	74	9	18	4	0	0	2	3	0	2	4	7	1-0	.300	.297	1
2015	Danville	.229	32	105	10	24	4	0	1	7	1	1	3	10	16	0-0	.311	.295	3
2016	Danville	.224	30	98	8	22	2	0	0	10	0	4	2	3	8	0-0	.252	.245	4
2017	Florida	.333	1	3	0	1	1	0	0	0	0	0	0	0	0	0-0	.333	.667	0
	Rome	.270	51	159	12	43	1	0	0	11	1	1	5	16	19	1-1	.354	.277	3
2018	Rome	.270	21	74	7	20	4	0	0	6	0	0	0	5	5	1-0	.316	.324	1
	Mississippi	.248	45	137	15	34	7	0	1	19	0	1	2	10	16	0-0	.307	.321	4
Minor Totals		.250	256	772	80	193	28	0	2	68	7	9	20	58	78	5-1	.315	.294	24



BRIAN McCANN

16

CATCHER

Full Name: **Brian Michael McCann**

Bats: **Left**

Throws: **Right**

Height: **6-3**

Weight: **215**

DOB: **February 20, 1984**

Opening Day Age: **35**

Born: **Athens, GA**

Resides: **Suwanee, GA**

MLB Debut: **June 10, 2005**

MLB Service Time: **13.117**

Acquired: **Signed as a free agent, November 28, 2018**

Contract Status: **Signed through 2019**

2018

- Completed his 14th major league season, appearing in 63 games with Houston, while also missing 50 games on the disabled list after undergoing arthroscopic surgery on his right knee on 7/3.
- Surpassed 1,500 career games played at catcher during the season, ending the year with 1,529 career games at the position, the 30th-most in MLB history.
 - Played his 1500th game behind the plate on 5/20 vs. CLE...Went 1-for-3 with a home run.
- Made his 12th career Opening Day roster and second with the Astros.
 - Became the 30th catcher in MLB history to start 12 Opening Day games.
 - Went 1-for-4 in an Opening Day start at catcher on 3/29 at TEX...The single was his 14th career hit on Opening Day...Only 16 catchers in MLB history have recorded more.
- Placed on the 10-day disabled list with right knee soreness on 5/29.
 - Missed nine games and was activated on 6/8.
- Went back on the DL on 7/3 (strained right knee) and team medical director Dr. David Lintner performed arthroscopic surgery on McCann's right knee that day in Houston.
- Upon his return from knee surgery, compiled a .372 on-base percentage in 13 games to end the season.
- His seven home runs snapped a streak of 12 consecutive seasons with at least 15 home runs... Was one of three players in the majors (Miguel Cabrera and Albert Pujols) with as long a streak.

CAREER HIGHS

Most Runs

3, 15x, last: 8/4/17, HOU vs. TOR

Most Hits

4, 13x, last: 6/7/17, HOU at KC

Most Doubles

3, 3x, last: 4/10/09, ATL vs. WSH

Most Triples

1, 5x, last: 8/27/17, HOU at LAA

Most Home Runs

2, 14x, last: 9/8/16, NYY vs. TB

Most RBI

5, 7x, last: 8/17/15, NYY vs. MIN

Most Walks

4, 5/31/09, ATL at ARI

Most Stolen Bases

1, 25x, last: 6/2/17, HOU at TEX

Longest Hitting Streak

13 games, 5/12/08-5/26/08

2018 POSTSEASON

- Started two games during the postseason: ALDS Game 3 at CLE and ALCS Game 3 vs. BOS.

CAREER RECAP

- Seven-time All-Star and six-time Silver Slugger leads all active catchers with 270 career home runs and 973 RBI, while ranking second in games (1,670), hits (1,521), doubles (285), and OPS (.791).
 - Went to the All-Star Game seven times with Atlanta, 2006-11, 2013...Was a Silver Slugger in 2006, 2008-11, 2015.
 - Became the first Braves player in franchise history to go to the All-Star Game in each of his first three full seasons, and extended his own record with six straight selections, 2006-11... Named the MVP of the 2010 game at Chicago (AL) after hitting a go-ahead, three-run double.
 - His six Silver Slugger awards are tied for the third most among catchers with Lance Parrish and behind only Hall-of-Famers Mike Piazza (10) and Iván Rodríguez (7).
- One of four catchers in the modern era (since 1900) to hit at least 20 home runs in 10-or-more seasons.
 - He first reached 20 home runs in his first full season of 2006, hitting 24, before reaching the mark in nine consecutive seasons from 2008-16...Mike Piazza (12 seasons), Johnny Bench (11 seasons) and Yogi Berra (11 seasons) are the other three.
- Made his major league debut in 2005 with Atlanta, as the team selected his contract from Double-A Mississippi on 6/8 after placing C Eddie Pérez on the 15-day disabled list.
 - Collected his first major league hit with a second-inning single off Dan Haren in his debut, 6/10 vs. OAK.
 - Hit his first home run the next day, 6/11 off OAK's Justin Duchscherer.
- From 7/15-19/06 tied a Braves franchise-record with a home run in five consecutive games.
 - Hit his first career grand slam as part of the streak, connecting off Jeff Weaver at StL on 7/17.
- Signed a five-year contract with New York (AL) following the 2013 season...Spent three seasons with the Yankees and hit .235 (327-for-1,389) with 69 home runs in 405 games.
- Made his first career appearance at first base, 4/24/14...Has made 29 career appearances there, including 11 starts.

- Pinch-ran in the third inning for Derek Jeter after the shortstop's final career hit, 9/28 at BOS.
- Dealt from New York (AL) to Houston on 11/17/16 in exchange for RHP Albert Abreu and RHP Jorge Guzmán.
- Is a career .345 (57-for-165) hitter with the bases loaded and has 11 grand slams...Only Albert Pujols (14) enters 2019 with more grand slams among active players.
- Has played on seven different postseason teams, making his playoff debut in 2005 with Atlanta... Also went in 2010, 2012, 2013, 2015, 2017 and 2018...Won a World Series in '17 with Houston.
 - Became the first Braves player in history to homer in his first career postseason at-bat, going deep against HOU's Roger Clemens in Game 2 of the 2005 NLDS... Also became just the second catcher overall to accomplish the feat, joining Wally Schang, who did so in 1913 for the Philadelphia Athletics.
- Has been to the disabled list nine times, including for right shoulder surgery, 3/23-5/6/13.
- Made his professional debut in 2002 with the GCL Braves and was Rome's (A) Player of the Year in 2003 after being named a South Atlantic League All-Star...Also named a 2004 Carolina League All-Star.

AMATEUR

- Graduated from Duluth High School (GA) in 2002, where he starred in baseball and basketball...His #32 baseball jersey was retired in 2009.

PERSONAL

- Wife's name is Ashley and the couple has two children: son, Colt and daughter, Colbie...The couple met in high school.
- His father, Howard, coached baseball at Howard University...His brother, Brad, played first base in the Marlins and Royals organization from 2004-2007.

TRANSACTIONS

- Selected by the Atlanta Braves in the second round of the 2002 First-Year Player Draft; signed by Al Goetz .
- On Atlanta disabled list (sprained right ankle) from May 24 to June 9, 2006; included a rehabilitation assignment to Rome (A).
- On Atlanta disabled list (left eye infection) from April 23 to May 8, 2009; included a rehabilitation assignment to Myrtle Beach (A) and Gwinnett (AAA).
- On Atlanta disabled list (strained left oblique) from July 27 to August 14, 2011; included rehabilitation assignment to Gwinnett (AAA).
- On Atlanta disabled list (right shoulder surgery) from March 23 to May 6, 2013; included rehabilitation assignment to Rome (A) and Gwinnett (AAA).
- Signed by the New York Yankees to a five-year contract on December 3, 2013.
 - On New York disabled list (concussion) from August 9 to August 17, 2014.
 - Acquired by the Houston Astros from the New York Yankees in exchange for RHP Albert Abreu and RHP Jorge Guzman on November 17, 2016.
 - On Houston disabled list (concussion) from May 21 to May 27, 2017.
 - On Houston disabled list (right knee soreness) from August 14 to August 24, 2017.
 - On Houston disabled list (right knee inflammation) from May 29 to June 8, 2018.
 - On Houston disabled list (right knee inflammation) from July 1 to September 1, 2018; included a rehabilitation assignment to Corpus Christi (AA) and Fresno (AAA).
 - Signed by the Atlanta Braves to a one-year contract on November 28, 2018.

COMPLETE RECORD

Year	Club	AVG	G	AB	R	H	2B	3B	HR	RBI	SH	SF	HP	BB	SO	SB-CS	OBP	SLG	E
2002	GCL Braves	.220	29	100	9	22	5	0	2	11	0	1	1	10	22	0-0	.295	.330	1
2003	Rome	.290	115	424	40	123	31	3	12	71	0	3	2	24	73	7-4	.329	.462	3
2004	Myrtle Beach	.278	111	385	45	107	35	0	16	66	0	1	4	31	54	2-2	.337	.494	6
2005	Mississippi	.265	48	166	27	44	13	2	6	26	0	5	2	25	26	2-3	.359	.476	1
	Atlanta	.278	59	180	20	50	7	0	5	23	4	1	1	18	26	1-1	.345	.400	3
2006	Atlanta	.333	130	442	61	147	34	0	24	93	0	6	3	41	54	2-0	.388	.572	9
	Rome	.286	2	7	0	2	0	0	0	0	0	0	0	1	1	0-0	.375	.286	0
2007	Atlanta	.270	139	504	51	136	38	0	18	92	2	6	5	35	74	0-1	.320	.452	13
2008	Atlanta	.301	145	509	68	153	42	1	23	87	0	3	4	57	64	5-0	.373	.523	9
2009	Atlanta	.281	138	488	63	137	35	1	21	94	3	6	5	49	83	4-1	.349	.486	12
	Myrtle Beach	.333	2	6	1	2	2	0	0	1	0	0	0	1	2	0-0	.429	.667	0
	Gwinnett	.333	1	3	0	1	1	0	0	1	0	0	0	1	0	0-0	.500	.667	0
2010	Atlanta	.269	143	479	63	129	25	0	21	77	0	4	9	74	98	5-2	.375	.453	14
2011	Atlanta	.270	128	466	51	126	19	0	24	71	0	2	2	57	89	3-2	.351	.466	5
	Gwinnett	.333	2	6	1	2	0	0	1	2	0	0	0	0	1	0-0	.333	.833	0
2012	Atlanta	.230	121	439	44	101	14	0	20	67	0	3	1	44	76	3-0	.300	.399	2
2013	Rome	.357	4	14	4	5	1	0	3	7	0	0	0	2	2	0-0	.438	1.071	2
	Gwinnett	.333	3	9	1	3	0	0	1	2	0	0	0	1	1	0-0	.400	.667	0
	Atlanta	.256	102	356	43	91	13	0	20	57	0	2	5	39	66	0-1	.336	.461	4
2014	New York (AL)	.232	140	495	57	115	15	1	23	75	0	4	7	32	77	0-0	.286	.406	3
2015	New York (AL)	.232	135	465	68	108	15	1	26	94	0	7	11	52	97	0-0	.320	.437	7
2016	New York (AL)	.242	130	429	56	104	13	0	20	58	0	2	7	54	99	1-0	.335	.413	4
2017	Houston	.241	97	349	47	84	12	1	18	62	0	5	7	38	58	1-0	.323	.436	5
2018	Houston	.212	63	189	22	40	3	0	7	23	0	2	6	19	40	0-1	.301	.339	3
	Fresno	.143	2	7	1	1	0	0	0	0	0	0	0	1	2	0-0	.250	.143	0
	Corpus Christi	.200	5	15	1	3	0	0	1	3	0	0	0	2	3	0-0	.294	.400	0
Minor Totals		.276	324	1142	130	315	88	5	42	190	0	10	9	99	187	11-9	.336	.472	13
A.L. Totals		.234	565	1927	250	451	58	3	94	312	0	20	38	195	371	2-1	.314	.414	22
Atlanta Totals		.277	1105	3863	464	1070	227	2	176	661	9	33	35	414	630	23-8	.350	.473	84
Major Totals		.263	1670	5790	714	1521	285	5	270	973	9	53	73	609	1001	25-9	.338	.454	93

Bold indicates led league

WILD CARD GAME RECORD

Year	Club, Opp.	AVG	G	AB	R	H	2B	3B	HR	RBI	SH	SF	HP	BB	SO	SB	CS	E
2012	Atl. vs. Stl.	--	1	0	0	0	0	0	0	0	0	0	0	1	0	0	0	0
2015	NY Yankees vs. Hou.	.000	1	4	0	0	0	0	0	0	0	0	0	0	0	0	0	0
W.C. Totals		.000	2	4	0	0	0	0	0	0	0	0	0	1	0	0	0	0

DIVISION SERIES RECORD

Year	Club, Opp.	AVG	G	AB	R	H	2B	3B	HR	RBI	SH	SF	HP	BB	SO	SB	CS	E
2005	Atl. vs. Hou.	.188	3	16	2	3	0	0	2	5	0	0	0	6	0	0	0	0
2010	Atl. vs. SF	.429	4	14	2	6	1	0	1	3	0	1	0	1	4	0	0	0
2013	Atl. vs. LAD	.000	4	13	0	0	0	0	0	1	0	0	0	3	6	0	0	0
2017	Hou. vs. Bos	.125	4	16	0	2	0	0	0	2	0	0	1	0	4	0	0	0
2018	Hou. vs. Cle	.000	1	3	0	0	0	0	0	0	0	0	0	0	2	0	0	0
D.S. Totals		.177	16	62	4	11	1	0	3	11	0	1	1	4	22	0	0	0

CHAMPIONSHIP SERIES RECORD

Year	Club, Opp.	AVG	G	AB	R	H	2B	3B	HR	RBI	SH	SF	HP	BB	SO	SB	CS	E
2017	Hou. vs. NY Yankees	.188	6	16	1	3	2	0	0	3	0	0	1	3	5	0	0	0
2018	Hou. vs. Bos.	.000	3	5	0	0	0	0	0	0	0	0	0	0	1	0	0	0
C.S. Totals		.143	9	21	1	3	2	0	0	3	0	0	1	3	6	0	0	0

WORLD SERIES RECORD

Year	Club, Opp.	AVG	G	AB	R	H	2B	3B	HR	RBI	SH	SF	HP	BB	SO	SB	CS	E
2017	Hou. vs. LAD	.200	7	25	2	5	0	0	1	2	0	0	2	1	8	0	0	0

ALL-STAR GAME RECORD

Year	Club, Site	AVG	G	AB	R	H	2B	3B	HR	RBI	SH	SF	HP	BB	SO	SB	CS	E
2006	N.L., Pit.	.000	1	1	0	0	0	0	0	0	0	0	0	0	0	0	0	0
2007	N.L., SF	.000	1	1	0	0	0	0	0	0	0	0	0	0	0	0	0	0
2008	N.L., NY Yankees	.000	1	0	0	0	0	0	0	0	0	0	0	0	0	0	0	0
2009	N.L., Stl.	.000	1	1	0	0	0	0	0	0	0	0	0	0	0	0	0	0
2010	N.L., LAA	.500	1	2	0	1	1	0	0	3	0	0	0	0	0	0	0	0
2011	N.L., Ari.	.000	1	2	0	0	0	0	0	0	0	0	0	0	0	0	0	0
All-Star Totals		.143	6	7	0	1	1	0	0	3	0	0	0	0	0	0	0	0

MAJOR LEAGUE FIELDING RECORD

Position	PCT	G	PO	A	E	TC	DP	PB	CS	ATT	PCT	P-OFF
Catcher	.992	1529	11408	710	92	12210	81	77	240	1101	22%	6
First Base	.992	29	117	9	1	127	7					



A.J. MINTER

33

LEFT-HANDED PITCHER

Full Name: **Alex Jordan Minter**

Bats: **Left**

Throws: **Left**

Height: **6-0**

Weight: **215**

DOB: **September 2, 1993**

Opening Day Age: **25**

Born: **Tyler, TX**

Resides: **Whitehouse, TX**

MLB Debut: **August 23, 2017**

MLB Service Time: **1.040**

Acquired: **Braves' Competitive Balance B pick (75th overall) in 2015**

Contract Status: **Signed through 2019**

2018

- In his first major league season, worked at the back-end of the Braves bullpen and finished with 15 saves, one off the team lead of RHP Arodys Vizcaino.
 - Since the save became an official stat in 1969, 2018 marked just the second time the Braves had two different players record 15 saves...RHP Greg McMichael had 19 and LHP Mike Stanton had 27 in 1993.
 - Minter's 15 saves were second most among rookies in the majors, just one short of Philadelphia's Seranthony Dominguez...Minter's 15 saves were the most by a rookie left-hander since 1975, when Will McEnaney saved 15 for Cincinnati.
- Also had 12 holds, becoming one of four pitchers in the majors with that many holds and at least 15 saves...Joined Jeremy Jeffress, Joakim Soria and Seranthony Dominguez.
- Made 65 appearances, the fourth most in franchise history by a rookie left-hander...Jonny Venters set the mark with 79 in 2010.
 - Led all major league rookie lefties this season with his 65 appearances.
- Allowed 16 of his 22 earned runs at SunTrust Park...Went 2-0 with a 1.88 ERA (6 ER/28.2 IP) and converted 10-of-11 save chances in 31 games on the road.
- Batters hit .297 (19-for-64) against him with runners in scoring position, including .324 (11-for-34) in such situations with two outs...Allowed a .208 (11-for-53) opponents' average with no runners on and no outs.

CAREER HIGHS

Most Innings Pitched

1, 1, 7x, last: 9/5/18, ATL vs. BOS

Most Runs Allowed

4, 7/10/18, ATL vs. TOR

Most Earned Runs Allowed

3, 3x, last: 8/18/18, ATL vs. COL

Most Hits Allowed

4, 2x, last: 8/18/18, ATL vs. COL

Most Home Runs Allowed

1, 4x, last: 9/5/18, ATL vs. BOS

Most Walks

2, 3x, last: 9/19/18, ATL vs. STL

Most Strikeouts

4, 10/1/17, ATL at MIA

Longest winning streak

3 games, 5/12/18-5/20/18

Longest losing streak

2 games, 5/28/18-7/10/18

- Walked 3.2 per nine innings, but compiled a 3.38 ERA (7 ER/18.2 IP) in appearances with a walk... Had a 3.16 ERA (15 ER/42.2 IP) in his 46 games with no walks.
- Among National League pitchers with as many innings as Minter, his 0.44 HR/9 rate was eighth best...Allowed three total home runs, all on the first pitch of an at-bat.

- In at-bats that started 0-1, the opposition hit .258 (31-for-120) against Minter...When starting the at-bat with a ball, Minter limited the opposition to a .169 (15-for-106) average.

2018 POSTSEASON

- Appeared in two games of the NLDS vs. LAD, and tossed a scoreless inning in each.

2017

- Made his major league debut and finished the season in the Atlanta bullpen after spending time across four levels of the Braves minor league system to open the year.
- Began the year with Single-A Florida and made one appearance before going to the disabled list with left forearm nerve inflammation...Missed all of his first major league Spring Training camp with the same injury.
- Made his MLB debut on 8/23 vs. SEA after the organization selected his contract from Triple-A Gwinnett earlier in the day...Struck out two in a perfect ninth inning and became the first member of the organization's 2015 draft class to reach the majors.
- Did not issue a walk in his first 13 career games...No other Braves pitcher in the modern era (since 1900) issued zero walks through the first 10 games of his career...Ian Thomas was the only other pitcher to go nine straight...According to the Elias Sports Bureau, Minter's streak was two games shy of the modern major league record...SF's Hunter Strickland began his career in 2014-2015 with 15 games without a base-on-balls.
- Issued his first walk and took his only loss on 9/26 at NYM.
- Finished the season having struck out at least one batter in his final 12 games...Of the 45 outs he recorded, 26 came by strikeout...Fanned a season-best four in his final appearance of the season, 10/1 at MIA.
- Had a 15.60 K/9 ratio and his strikeout per batter faced mark was .433...As a reference, only three qualifying relievers in history have reached those marks in the same season...Aroldis Chapman in 2013 and 2014, Craig Kimbrel in 2012 and 2017 and Kenley Jansen in 2011.
- His 26 strikeouts were the second most through a reliever's first 16 games in Atlanta franchise history...Only Craig Kimbrel had more with 31.
- Split his minor league time between Gwinnett (AAA), Mississippi (AA), Florida (A+) and Rome (A), combining to go 1-2 with a 3.33 ERA (9 ER/24.1 IP) and 30 strikeouts over 26 games.

- Reinstated from the MiLB disabled list on 6/12 and tossed a perfect inning for Florida, striking out all three batters he faced on 12 pitches.
- Moved to Single-A Rome on 6/16 for one outing before returning to the Fire Frogs...Made his Double-A debut on 6/28...After three scoreless outings with the M-Braves, transferred to Triple-A on 7/4 where he remained until his selection to the MLB roster.
- Went 1-0 with a 1.00 ERA (1 ER/9.0 IP) over his last 9 games with GWN after going 0-2 with a 9.95 ERA in his first 8 appearances with the G-Braves...Pitched back-to-back days for the first time in his career, 7/23 and 7/24...Did not pitch on consecutive days at the MLB level.

2016

- Made his professional debut, pitching out of the bullpen for three different levels of the Braves organization as he recovered from "Tommy John" surgery in March of 2015...Did not pitch on consecutive days all season.
- Made 31 combined appearances, compiling a 1.30 ERA (5 ER/34.2 IP), a .149 (18-for-121) and 47 strikeouts...Gave up three extra-base hits total and no runs in 29 of 31 games.
- Began the year with Single-A Rome, making his professional debut on 5/5 vs. Hickory in Game 2 of a doubleheader.
- Advanced to Single-A Carolina on 5/19 and debuted for the Mudcats on 5/22...Struck out four over 2.0 scoreless innings that day at Wilmington.
- Made his Double-A debut on 7/5, striking out two over 1.2 innings vs. Montgomery.
- Struck out at least one batter in 16 of his 18 regular season appearances with Mississippi...Fanned 12 consecutive batters, 7/9-22.
- Made three scoreless postseason appearances for the M-Braves.



2015

- Did not pitch professionally as he recovered from "Tommy John" surgery performed on his left elbow on March 30.

AMATEUR

- Pitched for three seasons at Texas A&M University.
- Went 5-0 with a 2.00 ERA (13 ER/58.1 IP) over 56 appearances (four starts) during his collegiate career...Moved from the bullpen to the starting rotation for his junior season in 2015, going 2-0 with a 0.43 ERA (1 ER/21.0 IP) across four starts to open the year before undergoing season-ending surgery.
- Following his sophomore season he appeared in nine games out of the bullpen for the USA Baseball Collegiate National Team, posting a 0-0 record with a 0.00 ERA, striking out 10 in 12.1 innings.



TRANSACTIONS

- Selected by the Atlanta Braves in the Competitive Balance B round (75th overall) of the 2015 First-Year Player Draft...Signed by Darin Vaughan.

COMPLETE RECORD

Year	Club	W-L	ERA	G	GS	CG	SHO	SV	IP	H	R	ER	HR	HB	BB	SO	WP	BK
2016	Rome	0-0	0.00	5	0	0	0	2	6.2	2	0	0	0	0	1	6	1	0
	Carolina	0-0	0.00	8	0	0	0	0	9.1	3	0	0	0	0	4	10	0	0
	Mississippi	1-0	2.41	18	0	0	0	0	18.2	13	5	5	0	0	6	31	3	0
2017	Florida	0-0	1.80	5	0	0	0	0	5.0	3	1	1	1	0	0	9	0	0
	Rome	0-0	0.00	1	0	0	0	0	1.0	1	0	0	0	0	0	1	0	0
	Mississippi	0-0	0.00	3	0	0	0	0	3.0	1	0	0	0	0	2	3	0	0
	Gwinnett	1-2	4.70	17	0	0	0	0	15.1	15	11	8	1	0	10	17	1	0
	Atlanta	0-1	3.00	16	0	0	0	0	15.0	13	5	5	1	0	2	26	0	0
2018	Atlanta	4-3	3.23	65	0	0	0	15	61.1	57	23	22	3	2	22	69	5	0
Minor Totals		2-2	2.14	57	0	0	0	2	59.0	38	17	14	2	0	23	77	5	0
Major Totals		4-4	3.18	81	0	0	0	15	76.1	70	28	27	4	2	24	95	5	0

DIVISION SERIES RECORD

Year	Club, Opp	W-L	ERA	G	GS	CG	SHO	SV	IP	H	R	ER	HR	HP	BB	SO	WP	BK
2018	Atl. vs. LAD	0-0	.000	2	0	0	0	0	2.0	1	0	0	0	0	1	3	1	0

MAJOR LEAGUE FIELDING RECORD

Position	PCT	G	PO	A	E	TC	DP
Pitcher	1.000	81	1	3	0	4	1



NON-ROSTER INVITEE

JONATHAN MORALES

87

CATCHER

Full Name: **Jonathan Alexander Morales**

Bats: **Right**

Throws: **Right**

Height: **5-11**

Weight: **200**

DOB: **January 29, 1995**

Opening Day Age: **24**

Born: **Arroyo, Puerto Rico**

Resides: **Arroyo, Puerto Rico**

MLB Debut: **None**

MLB Service Time: **0.000**

Acquired: **Braves' 25th-round pick in 2015**

Contract: **Signed through 2019**

2018

- Combined to bat .265/.326/.340 in 70 games between Double-A Mississippi, Triple-A Gwinnett and the GCL Braves.
- Was on Gwinnett's disabled list from 5/25-7/13 with a right knee medial meniscus injury.

2017

- Split the season between Florida (A+) and Mississippi, combining to bat .219 over 92 games.
- Opened the season with Florida before moving to Mississippi on 6/19.
- Threw out 35% (13-of-37) of would-be basestealers.

2016

- Played his first full professional season with Single-A Rome and named a SAL Mid-Season All-Star...Went 0-for-1 in the SAL All-Star Game.
- Caught exactly half of would-be basestealers from behind the plate, throwing out 53 of 106 runners.

COMPLETE RECORD

Year	Club	AVG	G	AB	R	H	2B	3B	HR	RBI	SH	SF	HP	BB	SO	SB-CS	OBP	SLG	E
2015	GCL Braves	.304	46	135	24	41	7	0	7	22	1	0	2	14	14	2-2	.377	.511	1
2016	Rome	.269	113	424	49	114	25	0	4	55	2	6	5	25	55	3-4	.313	.356	5
2017	Florida	.253	53	194	25	49	4	0	2	17	2	0	1	12	32	1-1	.300	.304	5
	Mississippi	.169	39	130	8	22	4	0	1	12	3	1	2	7	20	0-0	.221	.223	3
2018	Mississippi	.268	46	142	12	38	7	1	1	21	2	2	4	9	21	0-2	.325	.352	2
	Gwinnett	.261	16	46	4	12	0	0	0	9	0	1	1	3	8	0-0	.314	.261	0
	GCL Braves	.259	8	27	2	7	1	0	1	3	0	0	2	2	2	0-0	.355	.407	1
Minor Totals		.258	321	1098	124	283	48	1	16	139	10	10	17	72	152	6-9	.311	.347	17

**NON-ROSTER INVITEE**

KYLE MULLER

89

LEFT-HANDED PITCHERFull Name: **Kyle Douglas Muller**Bats: **Right**Throws: **Left**Height: **6-7**Weight: **250**DOB: **October 7, 1997**Opening Day Age: **21**Born: **Dallas, TX**Resides: **Dallas, TX**MLB Debut: **None**MLB Service Time: **0.000**Acquired: **Braves' second-round pick (44th overall) in 2016**Contract Status: **Signed through 2019**

2018

- Made 25 starts between Single-A Rome, High-A Florida and Double-A Mississippi, and went 11-3 with a 3.03 ERA (47 ER/139.2 IP).
- **A** Led the Atlanta system with 11 wins and ranked second in innings pitched (139.2), eighth in starter's ERA (3.03) and eighth in strikeouts (129).
- Earned three Pitcher of the Month awards from the organization, including April at Rome (2-0, 1.90 ERA, five games), June at Florida (3-0, 2.43 ERA, five games) and August at Mississippi (4-1, 3.10 ERA, five starts).
- Pitched in seven games with Peoria of the Arizona Fall League following the season, and went 1-0 with a 2.53 ERA (3 ER/10.2 IP) out of the bullpen.

2017

- Played his first full professional season with rookie-level Danville, going 1-1 with a 4.15 ERA (22 ER/47.2 IP) and 49 strikeouts over 11 games, all starts.
- Allowed two or fewer earned runs in eight of his 11 starts.

- Entered the season tabbed by MLB.com as Atlanta's No. 13 prospect, while *Baseball America* named him No. 17.

2016

- Played his first professional season with the GCL Braves and earned the club's Pitcher of the Year honors.
- Closed his rookie campaign as the 11th-best prospect in the Gulf Coast League as named by *Baseball America*.

AMATEUR

- Earned 2016 Gatorade National Player of the Year honors after pitching to a perfect 8-0 record with a 0.46 ERA and 133 strikeouts in 76.0 innings at Jesuit College Prep.
- Entered the First-Year Player Draft as the 25th-best player in the class according to *Baseball America*.

TRANSACTIONS

- Selected by the Atlanta Braves in the second round (44th overall) of the 2016 First-Year Player Draft...Signed by Nate Dion.

COMPLETE RECORD

Year	Club	W-L	ERA	G	GS	CG	SHO	SV	IP	H	R	ER	HR	HB	BB	SO	WP	BK
2016	GCL Braves	1-0	0.65	10	9	0	0	0	27.2	14	3	2	0	0	12	38	1	0
2017	Danville	1-1	4.15	11	11	0	0	0	47.2	43	24	22	5	1	18	49	5	1
2018	Rome	3-0	2.40	6	6	0	0	0	30.0	24	10	8	3	2	8	23	1	0
	Florida	4-2	3.24	14	14	0	0	0	80.2	80	30	29	2	1	32	79	5	0
	Mississippi	4-1	3.10	5	5	1	1	0	29.0	22	10	10	3	2	6	27	1	0
Minor Totals		13-4	2.97	46	45	1	1	0	215.0	183	77	71	13	6	76	216	13	1

Bold indicates led league



SEAN NEWCOMB

15

LEFT-HANDED PITCHER

Full Name: **Sean William Newcomb**

Bats: **Left**

Throws: **Left**

Height: **6-5**

Weight: **255**

DOB: **June 12, 1993**

Opening Day Age: **25**

Born: **Brockton, MA**

Resides: **Randolph, MA**

MLB Debut: **June 10, 2017**

MLB Service Time: **1.114**

Acquired: **Trade with Los Angeles (AL), November 12, 2015**

Contract Status: **Signed through 2019**

2018

- In his first full major league season, his 12 wins were second most on the Atlanta staff, trailing just Mike Foltynewicz...Became the first left-hander to win 12 games for Atlanta since Mike Minor won 13 in 2013.
 - The Braves logged just 33 wins by left-handed starters from 2014-2017, tied for fifth fewest in the National League.
- His 81 walks on the season tied for fourth most in the majors.
- In his 12 wins, allowed 16 total runs for a 1.55 ERA.
- Went 8-2 and pitched to a 2.59 ERA (25 ER/87.0 IP) over his first 15 starts of the season...Among N.L. starters with at least 85.0 innings in that span, his ERA ranked fifth lowest.
 - In the 15 turns that followed, went 4-7 with a 5.42 ERA (46 ER/76.1 IP)...His ERA ranked second highest among 54 National League pitchers with at least 70.0 innings in that span.
- Finished the month of May 5-0 with a 1.54 ERA (6 ER/35.0 IP) and no home runs allowed...Atlanta went 5-1 in his six starts.
 - His five wins in the month were most in the majors, while his 1.54 ERA ranked sixth best in the N.L...His batting average against of .158 was the lowest in the league among qualifying pitchers.
- Tossed 6.0 scoreless innings and allowed a career-low one hit, 5/13 at MIA...The start was his third consecutive scoreless turn.
 - Became the first Braves pitcher over the last 110 seasons to allow two hits or fewer and no runs in three consecutive starts.

CAREER HIGHS

Most Innings Pitched
8.2, 7/29/18, ATL vs. LAD

Most Runs Allowed
7, 2x, last: 8/17/18, ATL vs. COL

Most Earned Runs Allowed
7, 2x, last: 8/17/18, ATL vs. COL

Most Hits Allowed
12, 8/12/18, ATL vs. MIL

Most Home Runs Allowed
3, 8/15/17, ATL at COL

Most Walks
7, 8/3/17, ATL vs. LAD

Most Strikeouts
9, 2x, last: 4/8/18, ATL at COL

Longest Winning Streak
7 games, 4/8/18-6/5/18

Longest Losing Streak
5 games, 7/4/17-8/9/17

- Went 4-0 with a 0.75 ERA (2 ER/24.0 IP) in his four starts against Miami...Became the third Atlanta starter in franchise history to beat the Marlins four times in a single season, joining Tom Glavine and Greg Maddux, who both did so in 2002.

- Came within one strike of a no-hitter, 7/29 vs. LAD...Chris Taylor hit a two-strike single to left with two outs in the ninth for the Dodgers' first hit.
 - ▲ Newcomb's performance was the longest a Braves pitcher took a no-hit attempt since Shelby Miller also went 8.2 no-hit innings on 5/17/15 at Miami...Miller allowed a first-pitch single to Justin Bour.
 - ▲ Joined Miller as the only two pitchers in Atlanta franchise history to lose a no-hitter with two outs in the ninth inning, according to research from the Elias Sports Bureau.
- In 18 games, 17 starts, following an Atlanta loss, went 8-4 with a 3.35 ERA (36 ER/96.2 IP) and a .231 opponents' batting average.
 - ▲ Newcomb's eight wins following a loss tied for ninth most in the majors, while his 3.35 ERA was sixth lowest among pitchers with as many starts following a team defeat.
- Went 8-3 with a 2.80 ERA (27 ER/86.2 IP) in 17 games, 16 starts, on the road...Limited the opposition to a .195 batting average in these games...Finished 4-6 with a 5.12 ERA (44 ER/77.1 IP) in 14 starts at SunTrust Park.

2018 POSTSEASON

- Appeared in two games of the NLDS vs. LAD, making the start in Game 4 at SunTrust Park, the Braves' only victory in the series...Did not receive a decision in either game and compiled a 1.93 ERA (1 ER/4.2 IP).
 - ▲ Became the first left-handed pitcher to start a playoff game for Atlanta since Mike Minor did so in Game 2 of the 2013 NLDS, also versus Los Angeles (NL)...That start by Minor was the last playoff game that Atlanta won prior to Game 4.
- Tossed 2.0 scoreless innings in relief during Game 1.

2017

- In his second season in the Atlanta organization, made his major league debut after beginning the season with Triple-A Gwinnett.
- Went a season-best 6.1 innings in his MLB debut on 6/10 vs. NYM in the first game of a doubleheader, allowing one unearned run, four hits and two walks while striking out seven... He became just the second pitcher in Atlanta franchise history to go as long in his MLB debut and not allow an earned run...Larry McWilliams

did so on July 17, 1978, also against the Mets, also in the first game of a doubleheader and also in Atlanta.

- Became the seventh Braves pitcher to start against the Mets in his MLB debut...The previous six, including Hall-of-Famer John Smoltz on 7/23/88, combined to go 4-1 with a 2.35 ERA (10 ER/38.1 IP).
- Finished with 108 strikeouts in 100.0 major league innings...His 9.72 K/9 was the second highest mark by a rookie starter in Atlanta franchise history (minimum 75.0 innings)...Only Brandon Beachy's 10.74 rate in 2011 was higher.
- Became one of three rookie lefties to start for the Braves in 2017 (also, Luiz Gohara and Max Fried)... The last time the Braves had that many rookie lefties make a start in the same season was 1945, when Bob Logan, Lefty Wallace and Bob Whitcher did it.
- Earned his first major league win while becoming the first pitcher in Atlanta franchise history to begin his career with four consecutive quality starts with a 3-0 win over SD at Petco Park on 6/27...Struck out eight over 6.0 innings to lower his ERA to 1.48...The only other Atlanta starter to have a better ERA through his first four career appearances was Kyle Davies (0.77) in 2005.
- Went 6.0 innings and allowed three runs to lose his second start, 6/16 vs. MIA...The Braves did not score a run while he was on the mound in his first two starts...Since the franchise moved to Atlanta in 1966, no Braves pitcher lost his first two appearances despite collecting a quality start in both.
- Following his quality-start streak to begin his career, went 0-5 with a 6.55 ERA (25 ER/34.1 IP) over his next seven starts from 7/4-8/9 in which he faced eventual playoff teams Houston, Washington, Chicago (NL), and Los Angeles (NL) twice...Also faced Philadelphia twice in the stretch.
- Earned his first career home win, 8/20 vs. CIN to snap his five-game overall losing streak...Started his career 0-6 with a 5.02 ERA in seven starts at SunTrust Park...Held the Reds scoreless over 5.0 innings.
- Compiled a 3.99 ERA (21 ER/47.1 IP) over his final nine starts...Only completed 6.0 innings twice during that stretch (8/9 vs. PHI and 8/15 at COL).
- Allowed 10 total home runs and just one over his final seven starts (35.1 innings)...Finished the season with a 25.2-inning homerless streak.
- Righties hit nine of the 10 homers against him.

- Walked eight over 24.1 innings (2.96 BB/9) in his first four starts, but then produced a 5.83 BB/9 (49 BB/75.2 IP) mark through the end of the season.
- Until his selection to the MLB roster on 6/10, spent the entire season with Triple-A Gwinnett... At the time of his promotion, tied for the team lead with 11 starts, while compiling a 3-3 record, 74 strikeouts and a 2.97 ERA...His strikeouts total was second most in the IL at the time of his promotion, while his ERA ranked seventh.

2016

- Spent the year with Double-A Mississippi, tying for the Southern League lead with 27 starts.
- His 320 strikeouts in 2015 and 2016 were the second most among all minor leaguers...He was 11 off the lead of Jaime Schultz.
- In his first season in the Braves organization, fanned 152, tied for 18th most among all MiLB players and most in the SL...His 9.77 K/9 ranked fifth best among qualifying minor leaguers.
- His 71 walks were tied for the 13th most in MiLB.
- Made two postseason starts...Took a no-decision in a Game 1, 6-5 loss of the first round against Pensacola and lost, 2-0, in Game 2 of the championship series at Jackson.
- Entered 2016 as the Braves' second-best prospect according to *Baseball America*.

2015

- Ended the 2015 season as LAA's top rated minor leaguer, according to the publication.
- Went a combined 9-3 with a 2.38 ERA (36 ER/136.0 IP) in 27 games (27 starts) across three minor league levels for Los Angeles (AL)...Struck out 168, tied for the second most by any minor leaguer.
- His 11.12 SO/9 ratio ranked second in the minors among pitchers with at least 130.0 innings...Only 32 minor leaguers since 2000 have compiled a single-season SO/9 mark as high as Newcomb's 11.12 (minimum 130.0 innings).
- Walked 76, the fifth most in the minors...Issued at least one walk in each of his 27 starts.
- Named to the USA roster for the Futures Game during the All-Star break, tossing a perfect inning of relief in a 10-1 win over the World squad.
- Began the season with Single-A Burlington, appearing in seven games (seven starts) and going 1-0 with 1.83 ERA (7 ER/34.1 IP) before a promotion to High-A Inland Empire on 5/16.... Ranked second in the Midwest League with 45 strikeouts at the time of his promotion.

- Named the California League Pitcher of the Week on 8/3 after tossing 6.0 shutout innings to beat Lake Elsinore on the road, 7/28.
- Moved to Double-A Arkansas on 8/2 and allowed four runs total over his first five Double-A starts (28.0 IP/1.29 ERA), 8/2-8/25.
- Tossed 7.0 no-hit innings on 8/25 vs. Tulsa.

2014

- Made his professional debut, pitching at two levels and going a combined 0-1 with a 6.14 ERA (10 ER/14.2 IP).
- Started with the rookie-level Arizona League Angels...Tossed 3.0 total innings over two starts.
- Moved to Single-A Burlington on 8/8 and finished the season there, striking out 15 over 11.2 innings.

AMATEUR

- Attended the University of Hartford, 2012-2014... Went 8-2 with a 1.25 ERA (13 ER/93.1 IP) and 106 strikeouts as a junior, winning America East Conference Pitcher of the Year.
- Established a school record with 243 strikeouts over his three collegiate seasons.
- Earned his first collegiate victory on 3/24/12 with a seven inning no-hitter against Yale...It was the first no-hitter in school history for Hartford since the program transitioned to the Division I level in 1984.

PERSONAL

- Attended Middleboro High School in Middleboro, Mass.

TRANSACTIONS

- Selected by the Los Angeles Angels of Anaheim in the first round (15th overall) in the 2014 First-Year Player Draft...Signed by Nick Gorneault.
- Acquired by the Atlanta Braves along with SS Erick Aybar, RHP Chris Ellis and cash considerations, from the Los Angeles of Anaheim in exchange for SS Andrelton Simmons and C Jose Briceno on November 12, 2015.

COMPLETE RECORD

Year	Club	W-L	ERA	G	GS	CG	SHO	SV	IP	H	R	ER	HR	HB	BB	SO	WP	BK
2014	AZL Angels	0-0	3.00	2	2	0	0	0	3.0	3	1	1	1	0	1	3	0	0
	Burlington	0-1	6.94	4	4	0	0	0	11.2	13	9	9	1	0	5	15	3	0
2015	Burlington	1-0	1.83	7	7	0	0	0	34.1	25	9	7	1	1	19	45	2	0
	Inland	6-1	2.47	13	13	0	0	0	65.2	50	22	18	2	1	33	84	3	0
2016	Arkansas	2-2	2.75	7	7	0	0	0	36.0	22	12	11	2	1	24	39	1	0
	Mississippi	8-7	3.86	27	27	1	0	0	140.0	113	62	60	4	7	71	152	5	0
2017	Gwinnett	3-3	2.97	11	11	0	0	0	57.2	45	23	19	3	1	33	74	4	0
	Atlanta	4-9	4.32	19	19	0	0	0	100	100	51	48	10	6	57	108	3	0
2018	Atlanta	12-9	3.90	31	30	0	0	0	164.0	137	74	71	18	1	81	160	4	0
Minor Totals		20-14	3.23	71	71	1	0	0	348.1	271	138	125	14	11	186	412	18	0
Major Totals		16-18	4.06	50	49	0	0	0	264.0	237	125	119	28	7	138	268	7	0

Bold indicates led league

DIVISION SERIES RECORD

Year	Club, Opp	W-L	ERA	G	GS	CG	SHO	SV	IP	H	R	ER	HR	HP	BB	SO	WP	BK
2018	Atl. vs. LAD	0-0	1.93	2	1	0	0	0	4.2	2	2	1	0	0	3	2	0	0

MAJOR LEAGUE FIELDING RECORD

Position	PCT	G	PO	A	E	TC	DP
Pitcher	.950	50	5	33	2	40	3

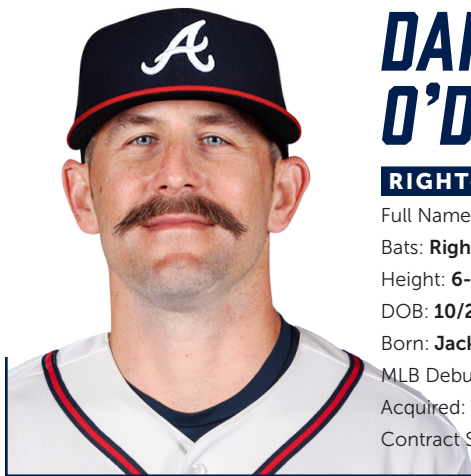
MAJOR LEAGUE BATTING RECORD

Year	Club	AVG	G	AB	R	H	2B	3B	HR	RBI	SH	SF	HP	BB	SO	SB	CS	E
2018	Atlanta	.044	28	45	3	2	1	0	0	1	7	0	0	1	32	0	0	1
Major Totals		.042	47	72	4	3	1	0	0	1	13	0	0	3	49	0	0	2

BRAVES SHUTOUTS

The Braves threw 11 shutouts in 2018, the most by the Atlanta staff since the 2014 club tossed 13. RHP Mike Foltynewicz blanked Washington on 6/1 for the first shutout of his career, and the first by a Braves starter since Julio Teheran on 6/19/16.

Date	Opponent	Score	Opposition Hits	Winner-Loser-Save
4/18	at COL	4-0	6	Newcomb-Freeland-None
4/13	at CHI	4-0	4	Sánchez-Darvish-None
5/2	at NYM	7-0	3	Newcomb-Sewald-None
5/3	at NYM	11-0	3	Teheran-Vargas-None
5/8	at TB	1-0	5	Newcomb-Snell-Vizcaino
6/1	WSH	4-0	2	FOLTYNEWICZ-Strasburg-None
6/13	NYM	2-0	2	Soroka-deGrom-Vizcaino
6/16	SD	1-0	4	Newcomb-Lyles-Vizcaino
8/20	at PIT	1-0	7	Wilson-Archer-Winkler
8/23	at MIA	5-0	5	Newcomb-Hernández-None
8/26	at MIA	4-0	2	Gausman-López-None



DARREN O'DAY

56

RIGHT-HANDED PITCHER

Full Name: **Darren Christopher O'Day**

Bats: **Right**

Throws: **Right**

Height: **6-4**

Weight: **220**

DOB: **10/22/82**

Opening Day Age: **36**

Born: **Jacksonville, FL**

Resides: **Colleyville, TX**

MLB Debut: **March 31, 2008**

MLB Service Time: **10.103**

Acquired: **Trade with Baltimore, July 31, 2018**

Contract Status: **Signed through 2019**

2018

- Split the season between Baltimore and Atlanta, joining the Braves after a trade that sent the righty and RHP Kevin Gausman to the National League in exchange for minor leaguers INF Jean Carlos Encarnacion, C Brett Cumberland, RHP Evan Phillips, LHP Bruce Zimmermann and international signing slots on 7/31.
- Did not pitch for the Braves after he suffered a season-ending left hamstring strain on 6/26 while with Baltimore...Went to the disabled list the next day and remained there through the end of the season...Also missed time from 5/6-6/9 with a right elbow strain.
- Made his 10th consecutive Opening Day roster.
- Struck out at least one in 17 of his 20 appearances...Finished with 27 strikeouts against four walks.

CAREER RECAP

- Was a 2015 American League All-Star, finishing the year 6-2 with a 1.52 ERA (11 ER/65.1 IP) in 68 games...Did not pitch in the game.
- Made his major league debut in 2008 with Los Angeles (AL), and since that season, ranks tied for 10th among active pitchers in appearances with 577.
 - ▲ Is one of 12 active players to make at least 60 appearances in seven or more seasons since 2008.
- Was selected by New York (NL) in the 2008 Rule 5 Draft...Appeared in four games with the Mets before he was designated for assignment on 4/19/09...Claimed off waivers by Texas on 4/22/09.
 - ▲ Earned his first career win on 5/5 at SEA and first save on 5/17 vs. LAA.

CAREER HIGHS

Most Innings Pitched

4.0, 7/11/08, LAA at OAK

Most Runs Allowed

4, 5x, last: 4/9/17, BAL vs. NYY

Most Earned Runs Allowed

4, 5x, last: 4/9/17, BAL vs. NYY

Most Hits Allowed

5, 6/9/08, LAA vs. TB

Most Home Runs Allowed

2, 3x, last: 5/15/16, BAL vs DET

Most Walks

3, 4/9/17, BAL vs. NYY

Most Strikeouts

5, 8/24/11, TEX vs. BOS

Longest Winning Streak

6 games, twice, last: 9/6/12-7/7/13

Longest Losing Streak

3 games, 7/24/13-8/24/13

- Remained with Texas for two more seasons, 2010-11, and appeared in a career-high 72 games in '10.
- Joined Baltimore after the club claimed him off waivers, 11/2/11.
 - ▲ Signed a four-year contract to remain with Baltimore in the 2015 off-season.

- Has been to the major league disabled list seven times, with the first time coming, 4/27-7/1/11 with Texas for a partial tear of the labrum in his left hip.

- *A* Dr. Tom Byrd in Nashville, TN performed surgery to repair the injury.
- *A* Also missed time in 2011, 8/25-9/13, with right shoulder inflammation.
- *A* On the DL: 6/3-7/24/16 (right hamstring strain); 8/12-9/18/16 (right rotator cuff strain); 6/7-6/23/17 (right shoulder strain); 5/6-6/9/18 (right elbow strain); 6/27-end of season (left hamstring strain).
- *A* Also diagnosed with a torn labrum in his right shoulder in September of 2008, but rehabbed the injury.

- Has been a part of four different playoff teams, and appeared in 21 postseason games, all in relief.
 - *A* Made his postseason debut in 2010 as the Rangers made a run to the World Series... Appeared in 11 of the Rangers' 16 games, compiling an 0-1 record and a 7.71 ERA (4 ER/4.2 IP).
 - *A* The remainder of his postseason appearances came with Baltimore... Appeared in five games in 2012, four in 2014 and one in 2016.
- Made his professional debut in 2006 with the rookie-level Orem in the Angels' system.

AMATEUR

- Attended Bishop Kenny High School in Jacksonville, FL where he played baseball and ran cross country.
- Attended the University of Florida, where he served as the closer for the school's 2005 College World Series team.
 - *A* Was an Academic All-District III performer from 2004-06...Was originally cut from the Florida squad earlier in college, but began experimenting with a sidearm delivery which proved effective.

PERSONAL

- Graduated with a degree in animal biology from the University of Florida...Passed entrance exam to enter medical school, but elected to pursue a career in baseball.
- Wife's name is Elizabeth Prann and the couple has a daughter, Claire, and a son, Dane...Prann is a correspondent for FOX News...The couple regularly partner with the USO to provide support to military families.

TRANSACTIONS

- Signed by the Los Angeles Angels as a non-drafted free agent on May 29, 2006; signed by Tom Kotchman.
- Selected by the New York Mets in the Rule 5 Draft on December 11, 2008.
- Claimed off waivers by the Texas Rangers on April 22, 2009.
- On Texas disabled list (left hip surgery) from April 27 to July 2, 2011; included rehabilitation assignment to Frisco (AA) and Round Rock (AAA).
- On Texas disabled list (right shoulder inflammation) from August 25 to September 13, 2011.
- Claimed off waivers by the Baltimore Orioles on November 2, 2011.
- Signed by the Baltimore Orioles to a four-year contract on March 3, 2016.
- On Baltimore disabled list (right hamstring strain) from June 3 to July 24, 2016; included rehabilitation assignment to Bowie (AA).
- On Baltimore disabled list (right rotator cuff strain) from July 24 to September 18, 2016.
- On Baltimore disabled list (right shoulder strain) from June 7 to June 23, 2017.
- On Baltimore disabled list (right elbow strain) from May 6 to June 9, 2018; included rehabilitation assignment to Frederick (A).
- On Baltimore and Atlanta disabled list (left hamstring strain) from June 27 through the end of the 2018 season.
- Acquired by the Atlanta Braves, along with RHP Kevin Gausman, from the Baltimore Orioles in exchange for RHP Evan Phillips, LHP Bruce Zimmerman, C Brett Cumberland, INF Jean Carlos Encarnacion and international signing slots on July 31, 2018.

COMPLETE RECORD

Year	Club	W-L	ERA	G	GS	CG	SHO	SV	IP	H	R	ER	HR	HB	BB	SO	WP	BK
2006	Orem	0-1	2.51	14	0	0	0	7	14.1	11	5	4	1	1	5	15	3	0
	Cedar Rapids	3-1	2.70	17	0	0	0	1	23.1	20	8	7	1	1	2	14	2	0
2007	R. Cucamonga	4-0	0.75	24	0	0	0	11	24.0	10	3	2	1	1	6	26	1	1
	Arkansas	3-4	3.99	29	0	0	0	10	29.1	27	13	13	3	2	14	22	1	0
2008	Los Angeles (AL)	0-1	4.57	30	0	0	0	0	43.1	49	24	22	2	4	14	29	1	0
	Salt Lake	2-2	3.27	21	0	0	0	7	33.0	29	13	12	3	1	7	30	0	0
2009	New York (NL)	0-0	0.00	4	0	0	0	0	3.0	5	2	0	0	1	1	2	0	0
	Texas	2-1	1.94	64	0	0	0	2	55.2	36	12	12	3	4	17	54	1	0
2010	Texas	6-2	2.03	72	0	0	0	0	62.0	43	15	14	5	5	12	45	0	0
	Texas	0-1	5.40	16	0	0	0	0	16.2	17	10	10	7	2	5	18	0	0
2011	Frisco	0-0	9.00	1	1	0	0	0	1.0	1	1	1	1	0	0	1	0	0
	Round Rock	1-0	2.21	17	1	0	0	1	20.1	16	6	5	2	2	4	26	0	0
2012	Baltimore	7-1	2.28	69	0	0	0	0	67.0	49	17	17	6	3	14	69	0	0
2013	Baltimore	5-3	2.18	68	0	0	0	2	62.0	47	16	15	7	5	15	59	1	0
2014	Baltimore	5-2	1.70	68	0	0	0	4	68.2	42	14	13	6	8	19	73	0	0
2015	Baltimore	6-2	1.52	68	0	0	0	6	65.1	47	13	11	5	5	14	82	0	0
2016	Baltimore	3-1	3.77	34	0	0	0	3	31.0	25	13	13	6	1	13	38	0	0
	Bowie	0-0	0.00	1	1	0	0	0	1.0	1	0	0	0	0	0	2	0	0
2017	Baltimore	2-3	3.43	64	0	0	0	2	60.1	41	24	23	8	3	24	76	0	1
2018	Baltimore	0-2	3.60	20	0	0	0	2	20.0	18	9	8	3	3	4	27	0	1
	Frederick	0-0	16.20	2	0	0	0	0	1.2	0	3	3	0	1	3	3	0	0
	Atlanta								Did Not Pitch									
Minor Totals		13-8	2.86	126	3	0	0	37	148.0	115	52	47	12	9	41	139	7	1
A.L. Totals		36-19	2.58	573	0	0	0	21	552.0	414	167	158	58	43	151	570	3	2
N.L. Totals		0-0	0.00	4	0	0	0	0	3.0	5	2	0	0	1	1	2	0	0
Major Totals		36-19	2.56	577	0	0	0	21	555.0	419	169	158	58	44	152	572	3	2

BRAVES WHO DEBUTED IN 2018

Date	Player	Opp.	Stats
4/21	Jesse Biddle	NYM	W, 1.0 IP in relief, 1 BB (15 pitches)
4/25	Ronald Acuña Jr.	CIN	Started in left field, batting sixth: 1-for-5, single, run
5/1	Mike Soroka	NYM	W, 6.0 IP: 6 H, 1 R, 0 BB, 5 SO (80 pitches)
5/28	Dustin Peterson	NYM	Pinch-hit in the ninth inning: 0-for-1, strikeout
7/3	Evan Phillips	NYM	2.1 IP in relief: 1 H, 2 R, 2 BB, 1 SO (38 pitches)
7/31	Kolby Allard	MIA	W, 5.0 IP: 9 H, 5 R, 4 ER, 2 BB, 1 SO (81 pitches)
8/9	Wes Parsons	WSH	L, 5.0 IP in relief: 6 H, 4 R, 3 BB, 3 SO (82 pitches)
8/9	Adam McCreery	WSH	1.0 IP in relief: 4 H, 2 R, 2 SO (30 pitches)
8/10	Chad Sobotka	MIL	1.0 IP in relief: 1 SO (12 pitches)
8/13	Touki Toussaint	MIA [1]	W, 6.0 IP: 2 H, 1 R, 2 BB, 4 SO (83 pitches)
8/20	Bryse Wilson	PIT	W, 5.0 IP: 3 H, 3 BB, 5 SO (87 pitches)
9/4	Kyle Wright	BOS	2.0 IP in relief: 1 BB, 2 SO (31 pitches)

Pitchers Kolby Allard, Mike Soroka, Touki Toussaint and Bryse Wilson all started and won their major league debuts in 2018...The Braves became just the second team in the last 110 seasons to have four different starters win their MLB debut in the same season...The 2009 Baltimore Orioles had five such pitchers.

WILD CARD GAME RECORD

Year	Club, Opp	W-L	ERA	G	GS	CG	SHO	SV	IP	H	R	ER	HR	HP	BB	SO	WP	BK
2012	Bal. vs. Tex.	0-0	0.00	1	0	0	0	0	2.0	1	0	0	0	0	0	1	0	0
2016	Bal. vs. Tor.	0-0	0.00	1	0	0	0	0	1.2	0	0	0	0	0	0	1	0	0
W.C. Totals		0-0	0.00	2	0	0	0	0	3.2	1	0	0	0	0	0	2	0	0

DIVISION SERIES RECORD

Year	Club, Opp	W-L	ERA	G	GS	CG	SHO	SV	IP	H	R	ER	HR	HP	BB	SO	WP	BK
2010	Tex. vs. TB	0-0	0.00	4	0	0	0	0	2.0	2	0	0	0	0	0	4	0	0
2012	Bal. vs. NYY	0-0	0.00	4	0	0	0	0	5.0	0	0	0	0	0	1	4	0	0
2014	Bal. vs. Det.	0-0	9.00	1	0	0	0	0	1.0	2	1	1	1	0	0	0	0	0
D.S. Totals		0-0	1.13	9	0	0	0	0	8.0	4	1	1	1	0	1	8	0	0

CHAMPIONSHIP SERIES RECORD

Year	Club, Opp	W-L	ERA	G	GS	CG	SHO	SV	IP	H	R	ER	HR	HP	BB	SO	WP	BK
2010	Tex. vs. NYY	0-1	13.50	3	0	0	0	0	0.2	1	1	1	0	0	1	1	0	0
2014	Bal. vs. KC	0-2	16.20	3	0	0	0	0	1.2	2	3	3	1	0	1	2	0	0
C.S. Totals		0-3	15.43	6	0	0	0	0	2.1	3	4	4	1	0	2	3	0	0

WORLD SERIES RECORD

Year	Club, Opp	W-L	ERA	G	GS	CG	SHO	SV	IP	H	R	ER	HR	HP	BB	SO	WP	BK
2010	Tex. vs. SF	0-0	13.50	4	0	0	0	0	2.0	3	3	3	2	1	0	3	0	0

ALL-STAR GAME RECORD

Year	Club, Site	W-L	ERA	G	GS	CG	SHO	SV	IP	H	R	ER	HR	HP	BB	SO	WP	BK
2015	A.L., Cin.																	

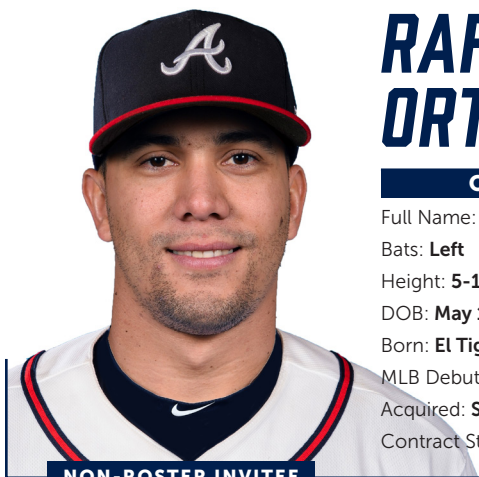
Did Not Pitch

MAJOR LEAGUE FIELDING RECORD

Position	PCT	G	PO	A	E	TC	DP
Pitcher	.936	577	27	61	6	94	4

2018 HOME RUN BREAKDOWN

Braves Solo.....	101	Opponent Solo.....	98
Braves 2-Run.....	52	Opponent 2-Run.....	38
Braves 3-Run.....	18	Opponent 3-Run.....	14
Braves Grand Slams.....	4	Opponent Grand Slams.....	3
Braves Total.....	175	Opponent Total.....	153



NON-ROSTER INVITEE

RAFAEL ORTEGA

69

OUTFIELDER

Full Name: **Rafael Angel García Ortega**Bats: **Left**Throws: **Right**Height: **5-11**Weight: **180**DOB: **May 15, 1991**Opening Day Age: **27**Born: **El Tigre, VZ**Resides: **El Tigre, VZ**MLB Debut: **September 30, 2012** MLB Service Time: **0.138**Acquired: **Signed to a minor-league contract, November 18, 2018**Contract Status: **Signed through 2019**

2018

- Split the season between Miami and the organization's Triple-A club in New Orleans.
 - Collected 10 triples with New Orleans to set the club's single-season record.
- Began the year with the Baby Cakes, before the Marlins selected his contract on 8/10...Remained with Miami for the remainder of the season, appearing in 41 games and making 30 starts in the field (19 in right field, 11 in left field).
- Made his MLB season debut on 8/10 vs. NYM, his first action at the big league level since 2016.
- Collected three outfield assists.
- Played all three outfield positions at Triple-A.

CAREER HIGHLIGHTS

- Made his major league debut in 2012 with Colorado, appearing in four games and collecting two hits...Singled in his first career at-bat, 9/30 at LAD.
- Hit his first career home run, 5/25/16 at TEX, launching a three-run shot off Shawn Tolleson.
- Spent the first six seasons of his professional career with Colorado...Joined St. Louis' organization in 2015.
- Moved to the Los Angeles (AL) organization in 2016, and split that season between the Angels and Triple-A Salt Lake...Appeared in a career-most 66 games with the Angels.
- Spent 2017 with Triple-A El Paso in San Diego's system...Finished tied for the Pacific Coast League lead with 26 steals.
- Was a 2010 Pioneer League Postseason All-Star while with rookie-level Casper...Also named an all-star in 2009 with the rookie-level DSL Rockies.

CAREER HIGHS

Most Runs

2, 6x, last: 8/19/2018, MIA at WSH

Most Hits

3, 8/14/2018, MIA at ATL

Most Doubles

1, 11x, last: 9/4/2018, MIA vs. PHI

Most Triples

1, 8/25/2018, MIA vs. ATL

Most Home Runs

1, 5/25/2016, LAA at TEX

Most RBI

3, 2x, last: 9/23/2016, LAA at HOU

Most Walks

1, 24x, last: 9/20/2018, MIA vs. CIN

Most Stolen Bases

2, 8/12/2018, MIA vs. NYM

Longest Hitting Streak

8, 8/14/18-8/23/18

TRANSACTIONS

- Signed by the Colorado Rockies as a non-drafted free agent on January 30, 2008; signed by Rolando Fernández, Francisco Cartaya, and Carlos Gómez.
- Claimed off waivers by the Texas Rangers on November 27, 2013.

- Claimed off waivers by the St. Louis Cardinals on January 6, 2014.
- Signed by the Los Angeles Angels to a one-year contract on December 1, 2015.
- Signed by the San Diego Padres to a minor-league contract on December 6, 2016.
- Signed by the Miami Marlins to a minor-league contract on December 15, 2017.

COMPLETE RECORD

Year	Club	AVG	G	AB	R	H	2B	3B	HR	RBI	SH	SF	HP	BB	SO	SB-CS	OBP	SLG	E
2008	DSL Rockies	.277	52	188	38	52	4	2	1	11	6	2	2	20	20	17-3	.349	.335	4
2009	DSL Rockies	.324	70	256	45	83	7	8	0	39	6	6	2	32	23	39-12	.395	.414	1
2010	Casper	.358	71	288	69	103	17	3	7	45	2	2	2	28	42	23-9	.416	.510	4
2011	Asheville	.294	113	479	77	141	26	8	9	66	5	4	3	28	90	32-19	.335	.438	5
2012	Modesto	.283	114	495	81	140	23	8	8	60	4	7	4	46	93	36-18	.344	.410	2
	Colorado	.500	2	4	0	2	0	0	0	0	0	0	1	1	2	1-0	.667	.500	0
2013	Tulsa	.228	42	158	22	36	4	2	1	10	0	0	1	19	26	9-4	.315	.297	3
2014	Springfield	.249	101	358	56	89	8	3	7	31	6	4	1	45	57	16-10	.331	.346	5
	GCL Cardinals	.000	2	3	0	0	0	0	0	0	0	0	1	2	1-0	.250	.000	0	
	Memphis	.238	7	21	5	5	1	0	0	1	0	0	0	2	5	2-0	.304	.286	1
2015	Memphis	.286	131	437	66	125	22	6	2	42	6	2	2	55	71	17-6	.367	.378	6
2016	Salt Lake	.317	78	322	47	102	18	7	4	31	2	1	1	15	39	14-8	.348	.453	3
	Los Angeles (AL)	.232	66	185	24	43	8	0	1	16	3	0	0	13	23	8-3	.283	.292	3
2017	El Paso	.317	121	419	69	133	31	7	6	53	2	4	1	46	49	26-7	.383	.468	2
2018	New Orleans	.275	92	280	51	77	10	10	2	28	3	0	1	44	31	12-1	.375	.404	2
	Miami	.233	41	133	10	31	3	1	0	7	0	0	0	10	23	5-2	.287	.271	3
Minor Totals		.293	994	3704	626	1086	171	64	47	417	42	32	20	381	548	244-97	.359	.412	38
A.L. Totals		.232	66	185	24	43	8	0	1	16	3	0	0	13	23	8-3	.283	.292	3
N.L. Totals		.241	43	137	10	33	3	1	0	7	0	0	1	11	25	6-2	.302	.277	3
Major Totals		.236	109	322	34	76	11	1	1	23	3	0	1	24	48	14-5	.291	.286	6

MAJOR LEAGUE FIELDING RECORD

Position	PCT	G	PO	A	E	TC	DP
Center Field	1.000	11	15	0	0	15	0
Left Field	.965	61	102	8	4	114	2
Right Field	.968	32	59	2	2	63	0



NON-ROSTER INVITEE

CRISTIAN PACHE

77

OUTFIELDER

Full Name: **Cristian Rafael Pache**Bats: **Right**Throws: **Right**Height: **6-2**Weight: **215**DOB: **November 19, 1998**Opening Day Age: **20**Born: **Santo Domingo Centro, DR**Resides: **Santo Domingo, DR**MLB Debut: **None**MLB Service Time: **0.000**Acquired: **Signed as a non-drafted free agent, July 3, 2015**Contract Status: **Signed through 2019**

MLB.COM'S
TOP 100 PROSPECTS LIST

37

2018

- Split the season between Single-A Florida and Double-A Mississippi, earning Florida State League All-Star honors while with the FireFrogs.
 - Hit a combined .279 (132-for-473) with nine homers and a .717 OPS in 122 games.
- Began the year with Florida, appearing in 93 games, 92 starts, in centerfield and hitting .285 (105-for-369) with a .742 OPS.
 - At 19 years old, was the second youngest player in the league on Opening Day... Only Isaac Paredes of Lakeland was younger.
- Hit his first professional homer, 4/26 at Lakeland.
- Named a FSL Mid-Season All-Star and made the start for the North squad in center field...Led off and went 1-for-5 in a 5-0 win.
- Earned a promotion to the M-Braves on 8/1... Remained there for the remainder of the season.
 - Was the youngest player in the Southern League upon his arrival.
- Went to his first major league Spring Training and hit two home runs in the Braves vs. Future Stars game at SunTrust Park on 3/27.

2017

- Played the full season with Single-A Rome and batted .281/.335/.343 over 119 games.
- Named a South Atlantic League Mid-Season All-Star.

- Paced Rome in games (119), at-bats (469), runs, hits, triples and stolen bases to earn Rome's Player of the Year distinction from the organization.
- Ended the season in the Top 10 among Braves farmhands (minimum 200 at-bats) in triples (T1st, 8), stolen bases (2nd, 32), hits (3rd, 132), runs (7th, 60) and batting average (10th, .281).
- Entered the season ranked by *Baseball America* as Atlanta's No. 13 prospect.

2016

- Appeared in 57 games between the GCL Braves and rookie-level Danville in his first professional season, batting .309 (68-for-220) with 28 runs, 11 extra-base hits and 21 RBI between the two clubs.
- His .309 average paced all Braves farmhands (min. 200 at-bats).
- Played 27 games with the GCL Braves before advancing to Danville on 7/31.
- Exited the season named by *Baseball America* as the 10th-best prospect in the Gulf Coast League, and the ninth-best farmhand in the Appalachian League.

AMATEUR

- Tabbed by *Baseball America* as the No. 21 international prospect at the time of his signing.

TRANSACTIONS

- Signed by the Atlanta Braves as a non-drafted free agent on July 3, 2015...Signed by Matias Laureano.

COMPLETE RECORD

Year	Club	AVG	G	AB	R	H	2B	3B	HR	RBI	SH	SF	HP	BB	SO	SB-CS	OBP	SLG	E
2016	GCL Braves	.283	27	106	16	30	2	4	0	11	0	1	1	6	11	7-3	.325	.377	2
	Danville	.333	30	114	12	38	2	3	0	10	1	0	0	7	13	4-2	.372	.404	4
2017	Rome	.281	119	469	60	132	13	8	0	42	4	2	0	39	104	32-14	.335	.343	6
2018	Florida	.285	93	369	46	105	20	5	8	40	0	2	0	15	69	7-6	.311	.431	5
	Mississippi	.260	29	104	10	27	3	1	1	7	0	0	0	5	28	0-2	.294	.337	0
Minor Totals		.286	298	1162	144	332	40	21	9	110	5	5	1	72	225	50-27	.327	.380	17

BRAVES 2018 REPLAY REVIEWS

The Braves challenged 45 calls in 2018, including 19 at SunTrust Park. Eighteen of the initial rulings were overturned following a replay review. The list of the Braves challenges below.

Date	Opponent	Inning	Player Involved	Initial Call	Play Type	Ruling	Time
Sat., Apr. 7	@ COL	T6	O. Albies	Out at 1st	Force Play	Stands	1:40
Mon., Apr. 9	@ WSH	B2	M. Taylor	Safe at 1st	Force Play	Overturned	1:05
Mon., Apr. 9	@ WSH	B6	M. Taylor	Safe at 2nd	Tag Play	Overturned	0:34
Tues., Apr. 10	@ WSH	T1	O. Albies	Out at 3rd	Tag Play	Stands	2:16
Wed., Apr. 11	@ WSH	T7	P. Tucker	Out at 2nd	Force Play	Overturned	1:29
Wed., Apr. 11	@ WSH	T10	E. Inciarte	Out at home	Tag Play	Stands	1:56
Fri., Apr. 13	@ CHI	B6	K. Bryant	Safe at 1st	Force Play	Stands	1:12
Thurs., Apr. 19	vs. NYM	B8	M. Conforto	Catch	Catch/No Catch	Stands	1:57
Fri., Apr. 20	vs. NYM	T6	A. Cabrera	Foul; No Fan Interference	Fan Interference	Overturned	2:18
Fri., Apr. 20	vs. NYM	T12	A. Cabrera	Safe at 2nd	Tag Play	Overturned	1:50
Tues., Apr. 24	@ CIN	T12	N. Markakis	Out at 1st	Force Play	Confirmed	1:06
Wed., Apr. 25	@ CIN	T9	N. Markakis	Out at 1st	Force Play	Overturned	0:42
Fri., Apr. 27	@ PHI	B8	R. Hoskins	Safe at 1st	Force Play	Confirmed	1:00
Sat., Apr. 28	@ PHI	T3	E. Inciarte	Out at 3rd	Tag Play	Overturned	1:25
Tues., May 1	@ NYM	T2	O. Albies	Out at 1st	Force Play	Stands	1:28
Sat., May 5	vs. SF	T9	G. Hernandez	Safe at 1st	Force Play	Stands	0:57
Mon., May 14	@ CHI	B3	A. Rizzo	Safe at 2nd	Tag Play	Stands	1:46
Tues., May 15	vs. CHI	B5	J. Camargo	Out at home	Tag Play	Stands	2:20
Fri., May 18	vs. MIA	B6	J. Realmuto	Catch	Catch/No Catch	Overturned	1:22
Fri., May 18	vs. MIA	B8	R. Acuna	Out at 1st	Force Play	Stands	1:14
Mon., May 21	@ PHI	T9	E. Inciarte	Out at 1st	Force Play	Confirmed	0:43
Wed., May 23	@ PHI	T8	R. Acuna	Out at 1st	Force Play	Stands	1:34
Tues., May 29	vs. NYM	B3	N. Markakis	Out at 1st	Force Play	Confirmed	0:36
Sun., June 3	vs. WSH	B9	D. Swanson	Out at 2nd	Tag Play	Overturned	1:05
Tues., June 12	vs. NYM	B6	T. Flowers	Out at 1st	Force Play	Overturned	0:41
Fri., June 15	vs. SD	T9	H. Renfroe	Safe at 2nd	Force Play	Stands	2:07
Fri., June 22	vs. BAL	B13	O. Albies	Out at 1st	Force Play	Confirmed	0:57
Fri., June 29	@ STL	T5	R. Acuna	Out at 1st	Force Play	Confirmed	0:48
Sat., June 30	@ STL	B3	T. Pham	Safe at 1st	Tag Play	Overturned	0:41
Fri., July 6	@ MIL	T9	D. Swanson	Out at 2nd	Tag Play	Stands	1:34
Sat., July 7	@ MIL	T1	O. Albies	Out at 1st	Force Play	Overturned	1:12
Sun., July 8	@ MIL	T3	E. Inciarte	Out at 2nd	Tag Play	Stands	1:31
Fri., July 13	vs. ARI	T2	S. Souza	Safe at 2nd	Tag Play	Overturned	0:49
Sun., July 22	@ WSH	T5	C. Culberson	Out at 2nd	Tag Play	Stands	2:19
Tues., July 24	@ MIA	B5	W. Chen	Safe at home	Tag Play	Stands	1:02
Tues., July 31	vs. MIA	B4	E. Inciarte	Foul Ball	Foul/Foul	Overturned	1:47
Thurs., Aug. 2	@ NYM	B6	W. Flores	Safe at 2nd	Tag Play	Overturned	1:53
Thurs., Aug. 23	@ MIA	T3	N. Markakis	Foul Ball	Fair/Foul	Stands	1:25
Wed., Aug. 29	vs. TB	B4	D. Swanson	Out at 2nd	Force Play	Stands	1:55
Fri., Aug. 31	vs. PIT	T6	S. Marte	Safe at 2nd	Force Play	Stands	2:25
Sat., Sep. 8	@ ARI	T10	E. Inciarte	Out at home	Tag Play	Confirmed	0:43
Sun., Sep. 9	@ ARI	B9	E. Escobar	Safe at 1st	Force Play	Overturned	0:45
Sun., Sep. 16	vs. WSH	B5	P. Tucker	Out at 1st	Force Play	Stands	1:32
Wed., Sep. 19	vs. STL	B5	F. Freeman	Out at 2nd	Tag Play	Overturned	1:49
Fri., Sep. 21	vs. PHI	T3	R. Quinn	Safe at 3rd	Tag Play	Overturned	1:41



WES PARSONS

67

RIGHT-HANDED PITCHER

Full Name: **Wesley Arthur Parsons**

Bats: **Right**

Throws: **Right**

Height: **6-4**

Weight: **215**

DOB: **September 6, 1992**

Opening Day Age: **26**

Born: **Clarksville, TN**

Resides: **Clarksville, TN**

MLB Debut: **August 9, 2018**

MLB Service Time: **0.005**

Acquired: **Signed as a non-drafted free agent, July 30, 2012**

Contract Status: **Signed through 2019**

2018

- Had three separate stints with Atlanta and made his major league debut with a relief appearance on 8/9 at WSH...Spent the remainder of the season in the minor leagues.
- Began the season with Double-A Mississippi, and went 1-2 with a 1.23 ERA (4 ER/29.1 IP) in eight games, seven starts...He was promoted to Triple-A Gwinnett on 5/12 and the Braves selected his contract for the first time on 6/27.
 - ✦ Did not appear in that game and was optioned back to the Stripers that same day...Returned on 8/1 to Atlanta and again optioned back the same day.
 - ✦ Recalled on 8/7 and made his major league debut on 8/9 with 5.0 innings of relief at Nationals Park...Allowed four runs, earned, to take a no-decision in the longest appearance by a Braves reliever in 2018.
- Finished out the season with the Stripers...Went 7-4 with a 3.27 ERA (32 ER/88.0 IP) and one save in 16 games, 14 starts at the Triple-A level.

2017

- Appeared in 30 games (11 starts) between Double-A Mississippi and Triple-A Gwinnett, combining to go 3-3 with a 3.15 ERA (39 ER/111.1 IP) and 108 strikeouts.
 - ✦ The 111.1 innings came after throwing 86.1 combined innings over the previous two seasons.
- Ranked in the Top 10 among Braves farmhands (min. 75.0 IP) in staters ERA (6th, 3.15) and strikeouts (9th, 108)...
- Went 2-1 with a 2.24 ERA across 11 starts.

CAREER HIGHS

Most Innings Pitched

5.0, 8/9/18, ATL at WSH

Most Runs Allowed

4, 8/9/18, ATL at WSH

Most Earned Runs Allowed

4, 8/9/18, ATL at WSH

Most Hits Allowed

6, 8/9/18, ATL at WSH

Most Home Runs Allowed

1, 8/9/18, ATL at WSH

Most Walks

3, 8/9/18, ATL at WSH

Most Strikeouts

3, 8/9/18, ATL at WSH

Longest Winning Streak

None

Longest Losing Streak

1 game, 8/9/18

2016

- Split his 2016 campaign between three levels of the Atlanta system, combining to go 0-2 with a 3.51 ERA (26 ER/66.2 IP) in 21 games (nine starts) between High-A Carolina, the GCL Braves and Double-A Mississippi.
- Tossed 66.2 innings after pitching just 19.2 frames in 2015.

2015

- Made two stints on the disabled list that limited him to just five appearances (four starts) on the season, combining to go 2-0 with a 2.75 ERA (6 ER/19.2 IP) between the GCL Braves, Rome (A) and Carolina (High-A).
- Entered the 2015 campaign as Atlanta's 22nd-rated prospect as ranked by *Baseball America*.

2014

- Spent his second season in the organization with High-A Lynchburg and was tabbed by *Baseball America* as the Braves' 20th-best prospect entering 2014 after signing as a non-drafted free agent in 2013.

2013

- Picked up a pair of Pitcher of the Month Awards, one in June and another in August.

AMATEUR

- Graduated from Clarksville High School (TN) and attended Jackson State Community College.

TRANSACTIONS

- Signed by the Atlanta Braves as a non-drafted free agent on July 30, 2012; signed by Terry Tripp.

COMPLETE RECORD

Year	Club	W-L	ERA	G	GS	CG	SHO	SV	IP	H	R	ER	HR	HB	BB	SO	WP	BK
2013	Rome	7-7	2.63	19	19	1	1	0	109.2	91	44	32	5	9	21	101	11	1
2014	Lynchburg	4-7	5.00	23	23	0	0	0	113.1	119	73	63	10	12	34	96	9	1
2015	GCL Braves	0-0	0.93	3	2	0	0	0	9.2	7	1	1	0	0	14	0	0	
	Rome	1-0	1.80	1	1	0	0	0	5.0	2	1	1	1	1	0	2	0	0
2016	Carolina	1-0	7.20	1	1	0	0	0	5.0	8	4	4	0	1	1	0	2	0
	Carolina	0-2	3.86	16	7	0	0	0	56.0	56	30	24	0	5	18	44	3	0
	GCL Braves	0-0	2.70	4	1	0	0	0	6.2	8	2	2	0	0	0	9	1	0
2017	Mississippi	0-0	0.00	1	1	0	0	0	4.0	1	0	0	0	0	2	2	0	0
	Mississippi	3-3	2.71	26	10	0	0	3	103.0	83	36	31	5	5	33	98	9	0
	Gwinnett	0-0	8.64	4	1	0	0	0	8.1	18	9	8	0	1	6	10	1	0
2018	Mississippi	1-2	1.23	8	7	0	0	0	29.1	24	11	4	1	1	10	28	4	0
	Gwinnett	7-4	3.27	16	14	0	0	1	88.0	77	33	32	7	3	25	76	1	1
	Atlanta	0-1	7.20	1	0	0	0	0	5.0	6	4	4	1	0	3	3	0	0
Minor Totals		24-25	3.38	122	87	1	1	4	538.0	494	244	202	29	38	150	480	41	3
Major Totals		0-1	7.20	1	0	0	0	0	5.0	6	4	4	1	0	3	3	0	0

MAJOR LEAGUE FIELDING RECORD

Position	PCT	G	PO	A	E	TC	DP
Pitcher	--	1	0	0	0	0	0



AUSTIN RILEY

74

INFIELDER

Full Name: **Michael Austin Riley**

Bats: **Right**

Throws: **Right**

Height: **6-3**

Weight: **240**

DOB: **April 2, 1997**

Opening Day Age: **21**

Born: **Memphis, TN**

Resides: **Hernando, MS**

MLB Debut: **None**

MLB Service Time: **0.000**

Acquired: **Braves' Competitive Balance A pick (41st overall) in 2015**

Contract Status: **Signed through 2019**

NON-ROSTER INVITEE

**MLB.COM'S
TOP 100 PROSPECTS LIST**

38

2018

- Named the Hank Aaron Award winner for Braves Minor League Player of the Year after splitting the season between Triple-A Gwinnett and Double-A Mississippi...Also made a rehabilitation assignment with the rookie-level GCL Braves.
 - A Hit a combined .294 (120-for-408) with 19 home runs and a .882 OPS in 108 games.
 - A Also named Gwinnett's Player of the Year and a MiLB.com Organization All-Star.
- Began the year with the M-Braves, and hit .333 (33-for-99) with a 1.071 OPS in 27 games before a promotion to Gwinnett on 5/7.
- Went to the disabled list with a right knee sprain from 6/4-7/12...Remained with Gwinnett for the remainder of the season following his reinstatement.
- Hit three home runs and drove in eight in a 10-0 win vs. Norfolk on 5/13...Both marks tied Gwinnett single-game records.
- Hit eight home runs over 28 games in August.
- All of his starts in the field (102) came at third base...Also started five games as the designated hitter.

2017

- Split the season between High-A Florida and Double-A Mississippi, combining to bat .275 (133-for-484) with 71 runs, 41 extra-base hits and 74 RBI over 129 games between the two clubs.
- Opened the year with Florida and ranked by *Baseball America* as Atlanta's No. 11 prospect... Transferred to Mississippi on 7/13.
- Ended the season ranked in the Top 10 among Atlanta farmhands in hits (2nd, 133), home runs (3rd, 20), RBI (3rd, 74), walks (T9th, 43), slugging percentage (T7th, 446) and OPS (8th, 786).
- Over the last two seasons, leads Atlanta prospects in RBI (154) and homers (40).
- Following his promotion to Mississippi, batted .315/.389/.511 over 48 games...Ranked second in the Southern League in hits (56), tied for fifth in homers (8), and ranked eighth in RBI (27) from 7/13 through the end of the season.
- Hit 17 of his 20 home runs off right-handed pitchers.
- Named a Florida State League Mid-Season All-Star.
- Earned FSL Player of the Week honors for the period of 5/1-7 after batting .462/.483/.846 with three home runs and 10 RBI over seven games.
- Appeared in 17 games with the Peoria Javelinas in the Arizona Fall League following the season, and batted .300/.364/.657 with 12 extra-base hits and 18 RBI...Was named to both the AFL Fall-Stars Game and to the Top Prospects Team following the fall season.
- Hit for the cycle on 10/26 with Peoria, going 4-for-6 with three runs and five RBI against Mesa...Logged the first cycle in the Arizona Fall League since 2008.

2016

- Played his first full professional season with Single-A Rome and batted .271 (134-for-495) with 68 runs, 61 extra-base hits and 80 RBI in 129 games to earn Rome's Player of the Year honors from the organization.
- Ended the season pacing all Atlanta farmhands in home runs (20), doubles (39) and total bases (237), while sitting in the Top 10 in RBI (2nd, 80), slugging percentage (3rd, .479), OPS (3rd, .803), runs (T3rd, 68) and hits (4th, 134).
- Finished second in the South Atlantic League in home runs and doubles, and third in RBI.
- Opened his sophomore campaign batting just .229 (38-for-166) with a .280 OBP and .367 slugging percentage in his first 43 games before hitting .292/.346/.535 over his final 86 contests.
- Fourteen of his 20 homers on the season came in his final 45 games, during which he stroked 15 doubles and slugged .632 with 43 RBI.
- Closed his season on a 19-game hitting streak, batting .361 (26-for-72) with 13 extra-base hits and 20 RBI from 8/16-9/5.
- Batted .315 (23-for-73) against left-handed pitching, compared to a .263 (111-for-422) mark against righties.
- Drove home eight runners in seven postseason games, going 6-for-26 (.231) with four runs, two doubles, two homers and three walks as Rome won the South Atlantic League Championship.
- Posted 36 multi-hit games, including eight three-hit efforts...Fell a triple short of the cycle on 8/11 at Hickory, going 3-for-4 with two runs, one double, a homer and three RBI.
- Tabbed by *Baseball America* as Atlanta's No. 8 prospect entering 2016, as well as the "Best Power Hitter" in the system.

COMPLETE RECORD

Year	Club	AVG	G	AB	R	H	2B	3B	HR	RBI	SH	SF	HP	BB	SO	SB-CS	OBP	SLG	E
2015	GCL Braves	.255	30	106	18	27	5	0	7	21	0	2	1	12	37	2-1	.331	.500	7
	Danville	.351	30	111	18	39	9	1	5	19	0	1	5	14	28	0-1	.443	.586	9
2016	Rome	.271	129	495	68	134	39	2	20	80	0	6	3	39	147	3-3	.324	.479	30
2017	Florida	.252	81	306	43	77	10	1	12	47	0	5	5	23	74	0-2	.310	.408	7
	Mississippi	.315	48	178	28	56	9	1	8	27	0	2	3	20	50	2-0	.389	.511	13
2018	Mississippi	.333	27	99	17	33	10	3	6	20	0	0	2	8	28	0-0	.394	.677	3
	Gwinnett	.282	75	291	41	82	17	0	12	47	0	3	4	26	95	1-0	.346	.464	5
	GCL Braves	.278	6	18	3	5	3	0	1	3	0	0	1	3	6	0-0	.409	.611	2
Minor Totals		.282	426	1604	236	453	102	8	71	264	0	19	24	145	465	8-7	.347	.489	76

2015

- Split his first professional season between the GCL Braves and rookie-level Danville after being selected by Atlanta with the 41st overall pick in the 2015 First-Year Player Draft.
- Was named the Danville Braves Player of the Year by the organization after batting .351 (39-for-111) with five home runs and 19 RBI in 30 games with the club, and he combined to bat .304 (66-for-217) with 12 home runs and 40 RBI in 60 games between the two stops.
- Led the GCL Braves with seven home runs at the time of his move to Danville, where he proceeded to lead Danville with five homers in 111 at-bats.
- Paced all Atlanta farmhands with a .933 OPS, while 12 home runs on the season were tied for second-most in the system, despite playing in just 60 games...Also finished in the Top 10 among Braves prospects in average (T6th, .304).
- Opened his professional career batting .077 (2-for-26) with 12 strikeouts in his first eight games, before hitting .335 (64-for-191) in his remaining 52 contests on the season.
- He was named by *Baseball America* as the "Best Pure Hitter," "Best Power Hitter," "Best Athlete" and as having the "Best Pro Debut" among the Braves 2015 draft class...Also named by the publication as the second-best prospect in the Appalachian League, as well as the 10th-best prospect in the Gulf Coast League at the season's conclusion.

TRANSACTIONS

- Selected by the Atlanta Braves in the Competitive Balance A round (41st overall) of the 2015 First-Year Player Draft...Signed by Don Thomas.



CHAD SOBOTKA

61

RIGHT-HANDED PITCHER

Full Name: **Chad Nicholas Sobotka**

Bats: **Right**

Throws: **Right**

Height: **6-7**

Weight: **225**

DOB: **July 10, 1993**

Opening Day Age: **25**

Born: **Sarasota, FL**

Resides: **Sarasota, FL**

MLB Debut: **August 10, 2018**

MLB Service Time: **0.052**

Acquired: **Braves' fourth-round pick (133rd overall) in 2014**

Contract Status: **Signed through 2019**

2018

- Made his major league debut and went 1-0 with a 1.88 ERA (3 ER/14.1 IP) in 14 games of relief for Atlanta.
 - ✓ Had his contract selected on 8/10 and made his debut that night vs. MIL...Tossed 1.0 perfect inning, fanning Jesus Aguilar for his first career strikeout.
- Made two total stints with Atlanta...Was optioned back to Gwinnett on 8/29 before being recalled for good on 9/8.
- From the time of his initial selection through the end of the season, his 1.88 ERA was third lowest on the Atlanta staff (min. 10 IP)...His .104 opponents' average was lowest.
- Earned his first career win on 9/8 at ARI, after inheriting two runners and stranding the bases loaded in 0.1 inning.
- Split the minor league season between High-A Florida, Double-A Mississippi and Triple-A Gwinnett, combining to go 4-3 with a 2.03 ERA (13 ER/57.2 IP), 11 saves and 77 strikeouts.
 - ✓ Fanned 77 batters in 57.2 minor league innings...His 12.0 SO/9.0 IP was highest among all Braves farmhands with at least 50.0 innings pitched.

2018 POSTSEASON

- Made his first postseason roster after just 14 career major league games...Appeared in three games of the NLDS vs. LAD and allowed four runs (three earned) in 2.1 innings.
 - ✓ All three earned runs scored on a Manny Machado home run in the seventh inning of Game 4.

CAREER HIGHS

Most Innings Pitched
2.0, 8/13/18, ATL vs. MIA

Most Runs Allowed
2, 8/25/18, ATL at MIA

Most Earned Runs Allowed
2, 8/25/18, ATL at MIA

Most Hits Allowed
2, 8/25/18, ATL at MIA

Most Home Runs Allowed
1, 2x, last: 8/25/18, ATL at MIA

Most Walks
3, 8/13/18, ATL vs. MIA

Most Strikeouts
4, 8/17/18, ATL vs. COL

Longest Winning Streak
1 game, 9/8/18

Longest Losing Streak
None

2017

- Appeared in a career-most 34 games between Mississippi (AA) and Florida (A+), combining to go 4-5 with a 6.09 ERA (39 ER/57.2 IP) between the two clubs.
 - ✓ Set career highs in games, innings (57.2) and strikeouts (52).

- Did not make a trip to the disabled list for the first time in his career.

2016

- Split his third professional campaign between three levels of the Atlanta system, combining to go 2-3 with a 3.03 ERA (13 ER/38.2 IP) and three saves between Rome (A), Carolina (A) and Mississippi (AA).
- Slowed by two stints on the 7-day disabled list, first from 4/10-5/10 (right shoulder impingement syndrome) before a second spell from 8/9-18.

2015

- Logged his first professional action after missing the 2014 campaign, and combined to go 1-6 with a 6.32 ERA (26 ER/37.0 IP) in 15 games (nine starts) between Rome (A), the GCL Braves and Danville (R).
- Made two trips to the disabled list due to right forearm strains, first from 4/22-5/17 and again from 6/16-8/24.

2014

- Selected by Atlanta with the 133rd pick in the 2014 draft and assigned to the GCL Braves, where he did not appear due to a stress fracture in his back.

AMATEUR

- Attended University of South Carolina - Upstate after graduating from Riverview High School in Sarasota, Fla.

PERSONAL

- Father, David, played football at Western Michigan University, while his brother, Matt, was on the crew team at the University of Wisconsin.

TRANSACTIONS

- Selected by the Atlanta Braves in the fourth round of the 2014 First-Year Player Draft...Signed by Billy Best.

COMPLETE RECORD

Year	Club	W-L	ERA	G	GS	CG	SHO	SV	IP	H	R	ER	HR	HB	BB	SO	WP	BK
2015	Rome	1-6	7.31	12	9	0	0	0	32.0	45	32	26	5	4	21	18	6	0
	GCL Braves	0-0	0.00	2	0	0	0	0	3.0	1	0	0	0	0	1	2	0	0
	Danville	0-0	0.00	1	0	0	0	0	2.0	0	0	0	0	1	0	2	0	0
2016	Rome	1-2	4.26	15	0	0	0	0	19.0	23	11	9	1	0	12	19	1	0
	Carolina	1-1	2.04	13	0	0	0	3	17.2	12	4	4	0	1	3	24	0	0
2017	Mississippi	0-0	0.00	2	0	0	0	0	2.0	0	0	0	0	0	0	2	0	0
	Mississippi	3-1	5.52	18	0	0	0	0	31.0	29	19	19	1	2	19	23	7	0
	Florida	1-4	6.75	16	0	0	0	2	26.2	32	21	20	3	4	13	29	7	2
2018	Florida	2-0	2.21	13	1	0	0	2	20.1	9	5	5	0	0	7	28	0	0
	Mississippi	2-3	1.93	22	0	0	0	6	28.0	16	9	6	1	4	13	37	4	0
	Gwinnett	0-0	1.93	9	0	0	0	3	9.1	5	2	2	0	0	9	12	3	0
	Atlanta	1-0	1.88	14	0	0	0	0	14.1	5	3	3	2	0	9	21	3	0
Minor Totals		11-17	4.29	123	10	0	0	16	191.0	172	103	91	11	16	98	196	28	2
Major Totals		1-0	1.88	14	0	0	0	0	14.1	5	3	3	2	0	9	21	3	0

DIVISION SERIES RECORD

Year	Club, Opp	W-L	ERA	G	GS	CG	SHO	SV	IP	H	R	ER	HR	HP	BB	SO	WP	BK
2018	Atl. Vs. LAD	0-0	11.57	3	0	0	0	0	2.1	2	4	3	1	0	4	0	0	0

MAJOR LEAGUE FIELDING RECORD

Position	PCT	G	PO	A	E	TC	DP
Pitcher	1.000	14	1	0	0	1	0



MIKE SOROKA

40

RIGHT-HANDED PITCHER

Full Name: **Michael John Graydon Soroka**

Bats: **Right**

Throws: **Right**

Height: **6-5**

Weight: **220**

DOB: **August 4, 1997**

Opening Day Age: **21**

Born: **Calgary, Canada**

Resides: **Calgary, Canada**

MLB Debut: **May 1, 2018**

MLB Service Time: **0.153**

Acquired: **Braves' first-round (28th overall) pick in 2015**

Contract Status: **Signed through 2019**

**MLB.COM'S
TOP 100 PROSPECTS LIST**

24

2018

- Made his major league debut and went 2-1 with a 3.51 ERA (10 ER/25.2 IP) and 21 strikeouts in five starts for Atlanta...Also missed time after two different disabled list trips for a right shoulder strain, with the second one ending his season early in June.
- Had his contract selected from Triple-A Gwinnett on 5/1 and made his major league debut that night at New York (NL)... Made his major league debut at the age of 20 years, 270 days...Was the youngest pitcher to make his debut in a start for Atlanta since RH Julio Teheran debuted at 20 years, 100 days on 5/7/11.

A At the time of his debut, only five starting pitchers had debuted for Atlanta at a younger age than Soroka - Charlie Vaughan (18 years, 332 days - 9/3/66), Mike McQueen (19 years, 033 days - 10/2/69), Steve Avery (20 years, 060 days - 6/13/90), Teheran and Al Santorini (20 years, 114 days - 9/10/68).

A Soroka was the youngest starter in the majors to make his debut since Julio Urias did so at the age of 19 years, 289 days for the Los Angeles Dodgers on 5/27/16.

A Bryce Wilson debuted for Atlanta at a younger age than Soroka later in the 2018 season.

CAREER HIGHS

Most Innings Pitched
6.1, 6/16/18, ATL vs. NYM

Most Runs Allowed
5, 5/12/18, ATL at MIA

Most Earned Runs Allowed
4, 2x, last: 6/19/18, ATL at TOR

Most Hits Allowed
8, 2x, last: 6/19/18, ATL at TOR

Most Home Runs Allowed
1, 5/1/18, ATL at NYM

Most Walks
3, 5/06/18, ATL vs. SF

Most Strikeouts
7, 5/12/18, ATL at MIA

Longest Winning Streak
1 game, twice, last: 6/13/18-present

Longest Losing Streak
1 game, 5/6/18

- Earned the win in his debut after allowing just six hits and one run over 6.0 innings, 5/1 at NYM...He fanned five in Atlanta's 3-2 win.
 - A* Won his debut at the age of 20 years, 270 days, becoming the youngest Braves pitcher to win his debut since LHP Charlie Vaughan beat Houston in game one of a doubleheader on 9/3/66.

▲ Soroka beat the NL East-leading New York Mets...The last time a pitcher as young as Soroka won his major league debut against a team in first place at the time was 1997, when the Dodgers' Denny Reyes beat the San Francisco Giants on 7/13...Reyes was 20 years, 85 days at the time, while the Giants were 52-39 and leading the NL West by four games over the Dodgers.

▲ Needed just 80 pitches to complete his 6.0 innings, becoming just the second Braves pitcher to go that long in as few pitches during his major league debut... RHP Ryan Weber went 6.0 innings in 74 pitches on 9/8/15.

- Was placed on Atlanta's disabled list on 5/14 and missed 24 games with a right shoulder strain... Was reinstated on 6/13 after a rehabilitation assignment to Single-A Rome and Triple-A Gwinnett.
- Returned from the disabled list and held the Mets to one hit and one walk over 6.1 innings on 6/13.

▲ Carried a no-hitter into the seventh inning before Michael Conforto singled to lead off the inning.

▲ At 20 years, 313 days, became the youngest pitcher in the franchise's modern era to allow only one hit or less in a start of any length...Since World War II, only 17 other major league pitchers aged 20 or younger have allowed one hit or less in a start of at least 6.1 innings.

- Made his final start of the season on 6/19 at TOR...The Calgary, Alberta native became the youngest Canadian-born pitcher to ever pitch in Canada at 20 years, 319 days...The previous youngest was MIL's Barry Cort, a Toronto native, who started on 5/3/77 vs. the Blue Jays at the age of 21 years, 18 days.
- Was placed on the 10-day disabled list on 6/20 (right shoulder inflammation) and missed the remainder of the season...Was transferred to the 60-day disabled list on 6/27.
- Went 2-1 with a 1.76 ERA (6 ER/30.2 IP) in six starts at the minor league level.

▲ Became the youngest Opening Day starter in the 10-year history of Gwinnett's franchise...Soroka (20 years, 8 months, 2 days) was nearly two years younger than the previous youngest, RHP Tommy Hanson (22 years, 7 months, 12 days), who pitched the inaugural game in Gwinnett history, 4/9/09.

2017

- Spent the season at Double-A Mississippi, earning Southern League Mid-Season All-Star honors...Also named the Braves' organizational Pitcher of the Year...Was over five years younger than the average SL pitcher.
- His 11 wins tied for the fourth most in the SL and were the second most among Atlanta minor leaguers...He finished second in the SL with a 2.75 ERA (47 ER/153.2 IP), fourth with 153.2 innings and third with a 1.09 WHIP...His 153.2 innings were the most by a Braves minor leaguer.
- Fanned double digits twice, including a season-high 12 over 7.0 innings on 7/18 vs. Biloxi...Had nine starts in which he did not walk a batter...As a reference, only seven MLB pitchers had at least nine starts in 2017 with no walks.
- Compiled a seven-game winning streak over an eight-start stretch, 5/12-6/24...Pitched to a 1.40 ERA (8 ER/51.1 IP) over his run.

2016

- Spent his first full professional season with Single-A Rome.
- Ended the year in the Top 10 among Atlanta farmhands (min. 75.0 IP) in wins (T3rd, 9), strikeout-to-walk ratio (3rd, 3.91), WHIP (T4th, 1.133), innings (5th, 143.0), walks per 9.0 innings (5th, 2.0), ERA (6th, 3.02) and strikeouts (8th, 125).
- Went 7-0 over his last eight starts, pitching to a 2.39 ERA (13 ER/49.0 IP) and fanning 44 from 7/20-8/31.
- Made a pair of postseason starts and allowed just one earned run over 14.2 innings (0.61 ERA), as Rome won the SAL championship.
- Named a South Atlantic League All-Star and tossed 1.0 perfect inning with one strikeout in the South Division's 2-1 loss in the contest.
- Earned his first professional win in his seventh start of the season and the 17th outing of his career, tossing 5.2 one-hit innings with zero runs and five strikeouts.

2015

- Split his first professional season between the GCL Braves and rookie-level Danville, combining to go 0-2 with a 3.18 ERA (12 ER/34.0), walking just five batters and fanning 37...His rate of 7.40 SO/BB was second best among Braves farmhands (min. 20.0 IP).
- Held right-handed batters to a .119 (8-for-67) average.

TRANSACTIONS

- Selected by the Atlanta Braves in the first round (28th overall) of the 2015 First-Year Player Draft.
- On Atlanta disabled list (right shoulder strain) from May 14 to June 13; 2018; included rehabilitation assignment to Rome (A) and Gwinnett (AAA).
- On Atlanta disabled list (right shoulder strain) from June 20 through the end of the 2018 season.

COMPLETE RECORD

Year	Club	W-L	ERA	G	GS	CG	SHO	SV	IP	H	R	ER	HR	HB	BB	SO	WP	BK
2015	GCL Braves	0-0	1.80	4	3	0	0	0	10.0	5	2	2	0	2	1	11	0	0
	Danville	0-2	3.75	6	6	0	0	0	24.0	28	12	10	0	2	4	26	1	0
2016	Rome	9-9	3.02	25	24	1	0	0	143.0	130	58	48	3	9	32	125	8	1
2017	Mississippi	11-8	2.75	26	26	0	0	0	153.2	133	58	47	10	10	34	125	7	0
2018	Gwinnett	2-1	2.00	5	5	1	1	0	27.0	20	6	6	0	0	6	31	1	0
	Atlanta	2-1	3.51	5	5	0	0	0	25.2	30	14	10	1	0	7	21	2	0
	Rome	0-0	0.00	1	1	0	0	0	3.2	0	0	0	0	0	0	3	0	0
Minor Totals		22-20	2.81	67	65	2	1	0	361.1	316	136	113	13	23	77	321	17	1
Major Totals		2-1	3.51	5	5	0	0	0	25.2	30	14	10	1	0	7	21	2	0

MAJOR LEAGUE FIELDING RECORD

Position	PCT	G	PO	A	E	TC	DP
Pitcher	1.000	5	1	3	0	4	1

MAJOR LEAGUE BATTING RECORD

Year	Club	AVG	G	AB	R	H	2B	3B	HR	RBI	SH	SF	HP	BB	SO	SB	CS	E
2018	Atlanta	.125	4	8	0	1	0	0	0	0	0	0	0	0	1	0	0	0





DANSBY SWANSON

7

INFIELDER

Full Name: **James Dansby Swanson**

Bats: **Right**

Throws: **Right**

Height: **6-1**

Weight: **190**

DOB: **February 11, 1994**

Opening Day Age: **25**

Born: **Kennesaw, GA**

Resides: **Nashville, TN**

MLB Debut: **August 17, 2016**

MLB Service Time: **2.047**

Acquired: **Trade with Arizona, January 14, 2015**

Contract Status: **Signed through 2019**

2018

- Played in 136 games in his second full season, and batted .238/.304/.395 with career highs in hits (114), doubles (25), triples (4), home runs (14), RBI (59) and stolen bases (10).
- Finished with 11 defensive runs saved, the sixth most among major league shortstops and 11 off the lead of Arizona's Nick Ahmed.
 - Swanson's UZR/150 of 6.1 was the second-highest mark among National League shortstops...Only St. Louis' Paul DeJong (8.6) was better.
- Batted .315 (57-for-181) with seven home runs in the seventh inning or later.
 - In late-inning pressure situations, hit .402 (33-for-82) with three homers, a .427 on-base and a .622 slugging percentage.
- Finished the year with 14 home runs, the most by a Braves shortstop since Andrelton Simmons hit 17 in 2013...Since 2000, only three Atlanta shortstops have hit more in a single season (Simmons, Rafael Furcal – 15 in 2003, Alex Gonzalez – 15 in 2011).
 - Swanson hit two, two-run home runs on 8/21 at PIT for his first career multi-home run game...He became the first Braves shortstop to hit multiple home runs in a game since 9/22/13, when Simmons hit two at CHC.
- Capped a six-run ninth inning on 5/20 vs. MIA with a two-run walk-off single...The rally was Atlanta's biggest ninth-inning comeback since a seven-run rally on 5/20/10 vs. CIN, exactly eight years prior.
 - The game-ending hit was the second of his career and the first since 4/17/17 vs. SD.

CAREER HIGHS

Most Runs

3, 2x, last: 6/7/17, ATL vs. PHI

Most Hits

3, 10x, last: 6/29/18, ATL at STL

Most Doubles

2, 2x, last: 7/1/17, ATL at OAK

Most Triples

1, 7x, last: 9/8/18, ATL at ARI

Most Home Runs

2, 8/21/18, ATL at PIT

Most RBI

4, 8/21/18, ATL at PIT

Most Walks

3, 2x, last: 9/9/17, ATL vs. MIA

Most Stolen Bases

1, 16x, last: 9/20/18, ATL vs. PHI

Longest Hitting Streak

9 games, 6/17-6/25/17

- Hit .285 (55-for-193) with runners on base, compared to .207 (59-for-285) with the bases empty.
- Was placed on the disabled list from 5/4 to 5/19 with left wrist inflammation...Missed 13 games.

- Left 9/25 at NYM with left wrist soreness... Underwent an MRI in Atlanta the next day which revealed a partially torn ligament in his left hand... Did not play for the remainder of the regular season.

A Following the season, underwent a procedure to remove a loose body in his left wrist on 11/5... Braves head physician Dr. Gary Lourie performed the procedure in Atlanta.

2017

- In his first full MLB season, played in 144 games, with 135 of those as the starting shortstop...Hit .232 (113-for-488) with 23 doubles, six home runs and 51 RBI...Had a .312 on-base percentage.
- Made his first career Opening Day roster and hit .213 (69-for-324) in 95 games before being optioned to Triple-A Gwinnett following the 7/26 game at ARI... Following his return from GWN on 8/9, went hitless in his first 11 at-bats before batting .282 (44-for-156) with a .376 on-base percentage in his final 47 games of the season.
- Among National League rookies, ended the season ranked third in walks (59), fourth in runs (59), fifth in hits (113), fifth in doubles (23), seventh in total bases (158), eighth in RBI (51), and ninth in extra-base hits (31).
- Had a .965 fielding percentage (20 errors in 572 total chances), this highest mark for a qualifying Atlanta rookie shortstop in franchise history...Also logged the most innings with 1,202.
- Batted .291 (34-for-117) with runners in scoring position, and .280 (21-for-75) in close and late situations...His average with runners in scoring position was third best among Atlanta batters, and the best for a Braves rookie since Jason Heyward hit .306 in such situations in 2010.
- Hit .305 (30-for-98) with a .355 on-base percentage in 28 June games...Followed his .125 (6-for-48) average in 17 July games with a .309 (21-for-68) average in 21 August contests...His .422 on-base percentage during the month of August ranked 10th-highest in the NL.
- His on-base percentage vs. opposing left-handed pitchers was .352 and his average was .263 (25-for-95) over 108 plate appearances.
- In his 11 games with GWN, started nine at shortstop and his final two at second base... Collected at least one hit in nine of his 11 games (.237 average, 9-for-38) with two extra-base hits and five RBI while reaching base at a .356 mark.

2016

- Entered the 2016 campaign as Atlanta's No. 1 prospect and went on to make his Major League debut on 8/17 (2-for-4) after spending the first four-plus months of the season playing for Atlanta's Advanced-A and Double-A clubs.
- In his first season in the organization, played in a total of 143 games between three different levels (Carolina, Mississippi and Atlanta)...Batted .281 (152-for-540) with 32 doubles, 72 RBI and 88 runs scored...His on-base percentage at the minor and Major League levels was .362 and .361, respectively.
- Had his contract purchased on 8/17 and made his Major League debut that evening when he started at shortstop and batted in the No. 8 spot in the lineup...Went 2-for-4 in his debut to become the 14th Atlanta Braves player (since 1966) to record at least two hits in his MLB debut.
- Hit an inside-the-park home run for his first career home run, 9/6 at WSH becoming the second Atlanta player to do so joining Paul Runge (7/28/85).
- Added his second home run the next night, 9/7 at WSH to become the eighth player in Atlanta franchise history to hit his first two home runs in consecutive games.
- Among rookies with at least 120 at-bats, his .302 average ranked sixth highest in baseball, while his .361 on-base percentage was eighth highest.
- Batted .338 (26-for-77) with nine extra-base hits, a .409 on-base percentage and 15 runs scored in his final 24 games of the season (9/4-10/2).
- Finished the season with 39 hits in his first 37 career games, the most by a Brave through his first 38 career games since Jeff Francoeur had an Atlanta-record 49.
- Over his final 23 games of the season, 9/6-10/2, posted a .351 (26-for-74) batting average with a .417 on-base percentage and 15 runs scored...In 15 games prior, 8/17-9/4 – the first 15 of his career – hit .236 (13-for-55) with a .283 on-base percentage.
- Had four consecutive multi-hit games, 9/6-10 (9-for-15, .600)...Finished the season with 12 multi-hit efforts over the first 38 games of his career.
- Opened the 2016 campaign with Atlanta's High-A affiliate (Carolina) before a promotion to Double-A Mississippi on 4/30.
- Combined to play in 105 games at the minor league level with a .275 (113-for-411) average with 25 doubles and a .362 on-base percentage.
- Attended Major League spring training as a non-roster invitee.

2015

- Drafted first overall by Arizona after leading Vanderbilt University to a runner-up finish at the College World Series.
- Appeared in 22 games for Single-A Hillsboro in his professional debut...Hit .289 (24-for-83) with 11 extra-base hits (seven doubles, three triples, one home run) and 11 RBI for the Hops.
- Had a five-hit game on 9/3 at Boise.

AMATEUR

- Played baseball at Vanderbilt University from 2013 to 2015...Led the Commodores to consecutive College World Series appearances his final two seasons, including the school's first-ever championship in 2014...Was named the Most Outstanding Player of the 2014 CWS.
- Hit .335 (94-for-281) with 15 home runs and 64 RBI in 71 games (all starts) for the Commodores during his junior year...Named a finalist for the 2015 USA Golden Spikes Award, won by BOS' Andrew Benintendi...Led the SEC in runs scored (76), hits (94), doubles (24) and total bases (175)...Finished second in walks (43) and fourth in RBI (64).
- Was a member of the 2012 East Cobb Yankees National Championship team.
- Graduated from Marietta (Ga.) High School, where he also played basketball.

PERSONAL

- Resides in Nashville, Tenn., and is actively involved with the West Nashville Dream Center during the off-season...Enjoys participating in various off-season charitable events during the holidays in Nashville and Atlanta.
- In his spare time, enjoys writing, cooking and playing with his dog, Bentley.

TRANSACTIONS

- Selected by the the Colorado Rockies in the 38th round of the 2012 First-Year Player Draft; did not sign.
- Selected by the Arizona Diamondbacks in the first round (1st overall) in the 2015 First-Year Player Draft... Signed by Nate Birtwell.
- Acquired by the Atlanta Braves along with OF Ender Inciarte and RHP Aaron Blair from the Arizona Diamondbacks in exchange for RHP Shelby Miller and LHP Gabe Speier on December 8, 2015.
- On Atlanta's disabled list (left wrist inflammation) from May 4 to May 19, 2018; included an injury rehabilitation assignment to Rome (A).

COMPLETE RECORD

Year	Club	AVG	G	AB	R	H	2B	3B	HR	RBI	SH	SF	HP	BB	SO	SB-CS	OBP	SLG	E
2015	Hillsboro	.289	22	83	19	24	7	3	1	11	0	1	1	14	14	0-0	.394	.482	3
2016	Carolina	.333	21	78	14	26	12	0	1	10	0	0	0	15	13	7-1	.441	.526	3
	Mississippi	.261	84	333	54	87	13	5	8	45	0	2	7	35	71	6-2	.342	.402	8
2017	Atlanta	.302	38	129	20	39	7	1	3	17	1	2	0	13	34	3-0	.361	.442	6
	Atlanta	.232	144	488	59	113	23	2	6	51	0	4	0	59	120	3-3	.312	.324	20
2018	Gwinnett	.237	11	38	5	9	1	0	1	5	0	0	1	6	9	1-0	.356	.342	0
	Atlanta	.238	136	478	51	114	25	4	14	59	6	3	2	44	122	10-4	.304	.395	10
	Rome	.500	1	4	0	2	0	0	0	0	0	0	0	0	0	0-0	.500	.500	0
Minor Totals		.276	139	536	92	148	33	8	11	71	0	3	9	70	107	14-3	.367	.429	14
Major Totals		.243	318	1095	130	266	55	7	23	127	7	9	2	116	276	16-7	.314	.369	36

MAJOR LEAGUE FIELDING RECORD

Position	PCT	G	PO	A	E	TC	DP
Shortstop	.971	315	404	786	36	1226	177



JULIO TEHERAN

49

RIGHT-HANDED PITCHER

Full Name: **Julio Alberto Teheran**

Bats: **Right**

Throws: **Right**

Height: **6-2**

Weight: **205**

DOB: **January 27, 1991**

Opening Day Age: **28**

Born: **Cartagena, Colombia**

Resides: **Cartagena, Colombia**

MLB Debut: **May 7, 2011**

MLB Service Time: **6.062**

Acquired: **Signed as a non-drafted free agent, July 2, 2007**

Contract Status: **Signed through 2019, with an option for 2020**

2018

- Went 9-9 with a 3.94 ERA (77 ER/175.2 IP) and 162 strikeouts over 31 starts.
 - Made 30 starts for the sixth consecutive season, one of just five pitchers in the majors to do so...Teheran joined Mike Leake, Jon Lester, Max Scherzer and José Quintana as the only pitchers with 30 starts in every season since 2013.
 - Since 2013 Teheran ranks fourth in the majors with 189 starts, and 11th in innings pitched (1,159.1).
- Allowed opponents to bat just .196 (122-for-623) against him on the season, the second-lowest mark in franchise history...Only Mike Foltyniewicz, with a .195 mark in 2018, was lower.
 - Greg Maddux held the previous record with a .197 mark (147-for-748) set in 1995...Prior to 2018, Maddux was the only qualifying Braves pitcher to ever finish a season with a batting average against lower than .200.
 - Since 1908, only three previous teams have had two qualified pitchers each finish with an average against below .200...The 1968 Cleveland Indians had three (Sam McDowell, Sonny Siebert, and Luis Tiant) while the 2015 Los Angeles Dodgers (Zack Greinke and Clayton Kershaw) and 1986 Houston Astros (Nolan Ryan and Mike Scott) had two.
- Walked a career-most 84 batters, second most in the N.L.
 - The last Braves starter to issue more walks in a single season was Russ Ortiz, who walked 112 batters over 204.2 innings in 2004.

CAREER HIGHS

Most Innings Pitched

9.0, 3x, last: 6/19/16, ATL at NYM

Most Runs Allowed

9, 2x, last: 7/24/18, ATL at MIA

Most Earned Runs Allowed

9, 5/18/17, ATL vs. TOR

Most Hits Allowed

13, 6/16/15, ATL at BOS

Most Home Runs Allowed

4, 4/17/15, ATL at TOR

Most Walks

6, 9/15/18, ATL vs. WSH

Most Strikeouts

12, 2x, last: 10/2/16, ATL vs. DET

Longest winning streak

4 games, 3x, last: 4/16/18-5/14/18

Longest losing streak

5 games, 7/17/17-8/19/17

- Fanned Eduardo Escobar in the first inning, 9/8 at ARI, for the 1,000th strikeout of his career.
 - Became the ninth pitcher in franchise history to fan 1,000 in a Braves uniform... Of the previous eight, only five did so in baseball's modern era: John Smoltz (3,011), Phil Niekro (2,912), Warren Spahn (2,493), Tom Glavine (2,091) and Greg Maddux (1,828)... All five are Hall of Famers.

- Hit the first home run of his career, 8/5 at NYM... Took Corey Oswalt out to left in the fifth inning, a solo shot.
 - ✦ Became the first Braves pitcher to homer since Jaime García hit a grand slam on 7/21/17 at LAD.
- Held San Diego hitless over 6.0 innings, 6/17... Was the first hitless start of his career.
 - ✦ Became the sixth Atlanta pitcher (eight times overall) to not allow a hit in a start of at least 6.0 innings and the first since RHP Aaron Harang went 7.0 innings on 4/18/14 at NYM.
 - ✦ Fanned 11, becoming just the second Atlanta pitcher to strike out double digits in a no-hit outing...Kent Mercker fanned 10 in his no-hitter on April 8, 1994 at LAD.
- Allowed 24 earned runs in the first inning, and logged a 6.97 ERA (24 ER/31.0 IP) in the first frame...Pitched to a 3.30 ERA (53 ER/144.2 IP) in the remaining innings.
- Made his fifth consecutive Opening Day start, which set the Atlanta era (since 1966) record for a pitcher.
 - ✦ Only two other Atlanta pitchers (Greg Maddux from 1993-96 and Rick Mahler 1985-88) went four straight...Only Phil Niekro (8), Maddux (7) and Mahler (5) made at least five Opening Day starts in total for Atlanta.
 - ✦ The last Braves pitcher to make more than four consecutive Opening Day starts was Hall-of-Famer Warren Spahn, who started six straight Milwaukee openers from 1957-1962.
 - ✦ Only two MLB pitchers have a longer active Opening Day start streak with his current team than Teheran: Seattle's Felix Hernandez (10) and the Dodgers' Clayton Kershaw (8).
 - ✦ Is 1-1 with a 2.73 ERA (9 ER/29.2 IP) on Opening Day.
- His 13 losses matched his career-high total, first set in 2014...Also set a career high with 31 home runs allowed, to become the fifth Braves pitcher to allow at least 30 homers in a season and the first since Chuck James (32) in 2007...Phil Niekro (41 in 1979; 40 in 1970; 30 in 1980), Horacio Ramirez (31 in 2005) and Denny Lemaster (30 in 1963) are the other three.
- Made his fourth consecutive Opening Day start on 4/3 at NYM...Went 6.0 shutout innings, but was left with a no-decision in the 6-0 loss.
- Went 1-0 with a 0.95 ERA (2 ER/19.0 IP) over his first three starts of the season...Then went 6-10 with a 5.98 ERA (74 ER/111.1) and 28 home runs allowed over his next 20 starts, 4/19-8/8...Over his final nine games, compiled a 4-3 record and a 2.79 ERA (18 ER/58.0 IP), allowing just three home runs.
- Finished 11-13 with a 4.49 ERA, his highest mark since becoming a full-time starter in 2013.
- Went 3-10 with a 5.86 ERA (61 ER/93.2 IP) in 17 games at SunTrust Park...Finished 8-3 with a 3.14 ERA (33 ER/94.2 IP) in 15 road games.
- Started the opening game at SunTrust Park, 4/14, and beat SD, 5-2 for his first win of the season... Allowed an earned run for the first time in 23.0 innings, surrendering two in the second inning... His run dated to the third inning in his start on 9/27/16.
- Lost nine consecutive decisions at home, from 4/19 to 8/19, following his win in SunTrust Park's inaugural game...His ERA over this span was 7.36 (51 ER/62.1 IP), while he allowed 10.83 hits per 9.0 innings and opposing batters to reach base at a .363 clip...The nine straight home losses set an Atlanta franchise record...Craig McMurty set the original mark at eight in 1984, before Shelby Miller matched the record in 2015.
- Record a career high-tying four-game winning streak immediately following a career-worst five game losing streak...Dropped five consecutive decisions, 7/17-8/19, over a seven-game stretch in which he compiled a 5.63 ERA...Then won his next four starts, 8/25-9/12, while pitching to a 2.08 ERA.
- Picked off four runners to tie for the team lead and tie for the fifth most in the majors.
- Beat WSH for the first time since 4/5/14 on 6/14 at Nationals Park...Went 7.0 innings and allowed two runs, earned...Stopped a nine-start winless stretch against Washington...Had been 0-3 during the nine-game stretch, with the Braves going 1-8 with eight consecutive losses...Finished the season 3-1 with a 3.24 ERA (9 ER/25.0 IP) against the Nationals.

2018 POSTSEASON

- Made his second career postseason roster, and tossed 1.2 scoreless innings in Game 4 of the NLDS vs. LAD.

2017

- Made a team-high 32 starts to become the first Braves pitcher to make 30 starts in five consecutive seasons since Greg Maddux went eight straight from 1996-2003.

2016

- Made 30 starts and went 7-10 with a 3.21 ERA (67 ER/188.0 IP), which ranked 11th best in the NL... Became the first Braves pitcher to make 30 starts in four consecutive seasons since Greg Maddux went eight straight from 1996-2003.
- Made his All-Star Game debut in the National League's 4-2 loss, and threw 12 pitches, nine strikes, during a perfect fifth inning...Named to his second career All-Star team; did not play in the 2014 game after being named on the player ballot.
- Started Opening Day for the Braves for the third consecutive season...Became the first Braves pitcher to start three consecutive Opening Days since RHP Derek Lowe accomplished the feat from 2009-2011.
- Struck out a career-high 12 batters twice (5/24 vs. MIL and 10/2 vs. DET)...Also tossed 7.0 shutout innings in his 10/2 start vs. DET to become the fifth Braves pitcher in Turner Field history to strike out 12 or more over at least 7.0 shutout innings... Alex Wood did it last on 8/31/14 vs. MIA.
- Faced just 28 batters in a one-hit shutout at NYM on 6/19, allowing no walks and fanning seven in the 6-0 win...It marked the fifth complete game of his career, the third shutout and the Braves' only individual complete game in 2016.
- Tossed 8.0 shutout innings in his start on 6/25 vs. NYM, and extended his scoreless streak to a career-best 23.0 innings, dating to the second inning of his start on 6/14 vs. CIN...It marked the longest scoreless streak by a Braves starter in a single season since 2013, when Paul Maholm went 25.1 scoreless innings from April 3-20.
- Earned his fourth win of the season in his start on 8/30 vs. SD, while lowering his season ERA to 3.12... According to the Elias Sports Bureau, since earned runs were first tracked in 1912, only three other starting pitchers had four or fewer wins with an ERA as low as Teheran in their first 24 starts of a season: Frank Allen of the 1913 Dodgers (4-14, 2.70 ERA), Nolan Ryan for the 1987 Astros (4-13, 3.09) and the Expos' John Dopson in 1988 (3-10, 2.97).
- Made his first career trip to the disabled list on 8/2 (retroactive to 7/31) after suffering a right lat strain...Returned on 8/19 after making one rehabilitation start with Triple-A Gwinnett.
- Received 70 total runs of support, good for a rate of 3.35 per nine innings...That total ranked as the second lowest in baseball among 74 qualified pitchers and the lowest in the N.L....Since 1974, the 3.35 rate was the fifth lowest in team history... RHP Shelby Miller had the lowest, 2.54, in 2015.

- Won his first decision of the season by beating PIT, 3-1 on 5/18 at PNC Park, with 7.2-innings of scoreless ball...The win snapped an eight-game winless streak, the longest of his career, and a career high-tying four-decision losing streak... Since the franchise moved to Atlanta in 1966, 13 Braves pitchers prior to 2016 began their season with at least eight winless starts...Only Steve Bedrosian (2.91) in 1985 had a lower ERA than Teheran (3.17) over the winless stretch.
- Dropped a 5-1 decision at KC on 5/13, despite going 7.0 innings, allowing two runs, one earned, and retiring 14 of his final 16 batters faced...It was his fifth consecutive start allowing two runs or less without a win...That tied for the second-longest such single-season streak in Atlanta franchise history (since 1966) with one compiled by Steve Bedrosian (8/9-8/27/85)...Mike Bielecki went six straight starts to set the franchise mark from 4/26-6/9/92...Teheran compiled a 1.44 ERA (5 ER/31. IP) over those five games.
- Had four starts in which he did not receive a win despite allowing no runs...That total tied for the most such starts in the majors with LAA's Matt Shoemaker...The four starts also tied the Atlanta franchise record, done three times previous and last by Steve Avery in 1996.

2015

- In his third full season, led the team in wins (11), while finishing tied for first in games started (33) and strikeouts (171)...The team went 19-14 (.576) in his starts.
- Tossed 200.2 innings, his second consecutive season with at least 200 innings..Became the first Braves pitcher with back-to-back 200-inning seasons since Tim Hudson in 2010 and 2011.
- Walked a career-high 73, tied for the sixth most in the majors...Also allowed 27 home runs, which tied for the seventh-highest total in the NL.
- Earned the Opening Day start for the second consecutive season, beating MIA, 2-1, on 4/6 at Marlins Park...Became the first Braves pitcher to be the Opening Day starter in back-to-back seasons since Derek Lower in 2010 and 2011.
- Went 8-2 with a 2.89 ERA (35 ER/109.0 IP) in 17 games at home...Finished 3-6 with a 5.40 ERA (55 ER/91.2 IP) in 16 road games.
- Compiled a 4.71 ERA and a 6-6 record through the end of July (21 games)...From August through the end of the year, a span of 12 games, went 5-2 with a 2.95 ERA (25 ER/76.1 IP)...Allowed more than three runs in a start only one time over that final 12-game span.

- Won his 10th game of the season with an 8-1 victory over PHI on 9/9 at Citizens Bank Park... The win gave him double-digit victories in three straight seasons, the first Braves pitcher to do so since Tommy Hanson (four, 2009-12) and Tim Hudson (three, 2010-12).
- Became the 19th pitcher in Atlanta-era franchise history to make 100 starts with the team when he beat STL, 4-0, at home in his season finale, 10/2.

2014

- Led the team in starts (T1st, 33), quality starts (T1st, 25), innings pitched (221.0), wins (T1st, 14), complete games (4), WHIP among starters (1.08) and opponents' average among starters (.232).
- His 221.0 innings pitched ranked third in the National League and seventh in the majors.
- Named to his first All-Star team after being selected on the player ballot; did not appear in the contest.
- Became the first Braves pitcher to post two shutouts in a season (4/16 & 5/20) since Greg Maddux had three in 2001.
- At 23 years old, he became the first Brave with two-or-more shutouts in a season before his 25th birthday since Steve Avery in 1992 at age 22.
- Tossed his fourth complete game of the season on 9/13 at TEX and became the first Braves pitcher to record at least four complete games in a season since Greg Maddux (6) and Tom Glavine (4) in 2000.
- Agreed to terms on a six-year contract through 2019 with an option for 2020 on 2/14.

2013

- Entered as the top prospect in the Braves organization by *Baseball America*.
- Became the eighth Braves rookie to reach 10 wins since the franchise moved to Atlanta in 1966.
- On 6/5 vs. PIT began the game with 7.2 no-hit innings before PH Brandon Inge broke up the no-hit bid with a single to left.

2013 POSTSEASON

- Made his first postseason appearance in the NLDS vs. LAD on 10/6...Allowed six runs over 2.2 IP in a 13-6 loss...According to STATS, LLC, he became the youngest pitcher (22 years, 252 days) to make a postseason start for the Braves since Steve Avery on 10/24/1992 (World Series) vs. TOR (22 years, 193 days).

2012

- Led Gwinnett in wins (7) for the second straight year while making two appearances with Atlanta.
- Pitched once in October, throwing 2.0 scoreless innings and also made one start on 6/10 vs. TOR.
- Entered 2012 as the top Braves prospect by *Baseball America*.

2011

- Named by the Braves as the top organizational pitcher for the second straight year (2010-11), while also making his MLB debut on 5/7 at PHI... Went 4.2 innings to take a 3-0 loss.
- Recognized by *Baseball America* as having the "Best Fastball" and "Best Change-up" in the Braves farm system.
- Was named the IL's Most Valuable Pitcher, Rookie of the Year and starter for the IL's Postseason All-Star Team.
- Was the starting pitcher for the All-Star Futures Game in Arizona.

MINOR LEAGUE HIGHLIGHTS

- In **2010**, received the Phil Niekro Award (awarded to the top organizational pitcher)...Recognized by *Baseball America* as having the "Best Fastball" in the Braves farm system...Was named to *Baseball America's* Minor League All-Star Team and was named the top prospect in the Carolina League... While with Double-A Mississippi, tossed a combined no-hitter (5.2 IP, 3 BB, 7 K) with Tyrelle Harris on 8/2 vs. MOB...Participated in the Futures Game as a member of the World Team (1.0 IP, 2 BB, 1 K)...Named to the CL Mid-Season All-Star team and garnered Pitcher of the Week honors in both the CL (6/21) and SL (8/9).
- In **2009**, rated the 34th-best prospect in the minors according to MLB.com and the 63rd-ranked player by ESPN.com...After the season, was *Baseball America's* top prospect in the Appalachian League and the third-best prospect in the Braves organization.

PERSONAL

- He and his wife Yoselin have one son, Jordan, who was born in August of 2016.
- In 2017, Julio and his family started the Teheran Foundation in his native country of Colombia... The foundation provides activities and games, as well as financial support to children in need.

TRANSACTIONS

- Signed by the Atlanta Braves as a non-drafted free agent on July 2, 2007...Signed by Johnny Almarez, Carlos Garcia and Miguel Teherán.
- Signed a six-year contract with the Atlanta Braves through the 2019 season, with an option for 2020 on February 14, 2014.
- On Atlanta disabled list (right lat strain) from July 31 to August 19, 2016; included rehabilitation assignment at Gwinnett (AAA).

FRONT OFFICE

MANAGER & STAFF

JULIO TEHERAN

SEASON IN REVIEW

PLAYER DEVELOPMENT

BRAVES HISTORY

OPPONENTS

MISCELLANEOUS

COMPLETE RECORD

Year	Club	W-L	ERA	G	GS	CG	SHO	SV	IP	H	R	ER	HR	HB	BB	SO	WP	BK
2008	Danville	1-2	6.60	6	6	0	0	0	15.0	18	12	11	2	2	4	17	0	0
2009	Danville	2-1	2.68	7	7	0	0	0	43.2	36	17	13	2	7	7	39	1	0
	Rome	1-3	4.78	7	7	0	0	0	37.2	42	20	20	2	5	11	28	4	0
2010	Rome	2-2	1.14	7	7	0	0	0	39.1	23	8	5	1	5	10	45	1	0
	Myrtle Beach	4-4	2.98	10	10	0	0	0	63.1	56	22	21	6	5	13	76	3	1
	Mississippi	3-2	3.38	7	7	0	0	0	40.0	29	15	15	2	1	17	38	2	0
2011	Gwinnett	15-3	2.55	25	24	0	0	0	144.2	123	46	41	5	5	48	122	3	1
	Atlanta	1-1	5.03	5	3	0	0	0	19.2	21	11	11	4	0	8	10	1	0
2012	Gwinnett	7-9	5.08	26	26	1	0	0	131.0	146	81	74	18	15	43	97	4	2
	Atlanta	0-0	5.68	2	1	0	0	0	6.1	5	4	4	0	0	1	5	0	0
2013	Atlanta	14-8	3.20	30	30	0	0	0	185.2	173	69	66	22	13	45	170	2	0
2014	Atlanta	14-13	2.89	33	33	4	2	0	221.0	188	82	71	22	4	51	186	1	1
2015	Atlanta	11-8	4.04	33	33	0	0	0	200.2	189	99	90	27	9	73	171	2	0
2016	Atlanta	7-10	3.21	30	30	1	1	0	188.0	157	70	67	22	9	41	167	7	1
	Gwinnett	0-1	1.80	1	1	0	0	0	5.0	3	2	1	0	0	5	0	0	
2017	Atlanta	11-13	4.49	32	32	0	0	0	188.1	186	103	94	31	7	72	151	6	0
2018	Atlanta	9-9	3.94	31	31	0	0	0	175.2	122	80	77	26	9	84	162	2	3
Minor Totals		35-27	3.48	96	95	1	0	0	519.2	476	223	201	38	45	153	467	18	4
Major Totals		67-62	3.64	196	193	5	3	0	1185.1	1041	518	480	154	51	375	1022	21	5

Bold indicates led league

DIVISION SERIES RECORD

Year	Club, Opp.	W-L	ERA	G	GS	CG	SHO	SV	IP	H	R	ER	HR	HB	BB	SO	WP	BK
2013	Atl. vs. LAD	0-1	20.25	1	1	0	0	0	2.2	8	6	6	1	0	1	5	1	0
2018	Atl. vs. LAD	0-0	0.00	1	0	0	0	0	1.2	1	0	0	0	0	0	2	0	0
D.S. Totals		0-1	12.46	2	1	0	0	0	4.1	9	6	6	1	0	1	7	1	0

ALL-STAR GAME RECORD

Year	Club, Site	W-L	ERA	G	GS	CG	SHO	SV	IP	H	R	ER	HR	HB	BB	SO	WP	BK
2014	N.L., Min.								Did Not Appear									
2016	N.L., SD	0-0	0.00	1	0	0	0	0	1.0	0	0	0	0	0	0	0	0	0
All-Star Totals		0-0	0.00	1	0	0	0	0	1.0	0	0	0	0	0	0	0	0	0

WORLD BASEBALL CLASSIC RECORD

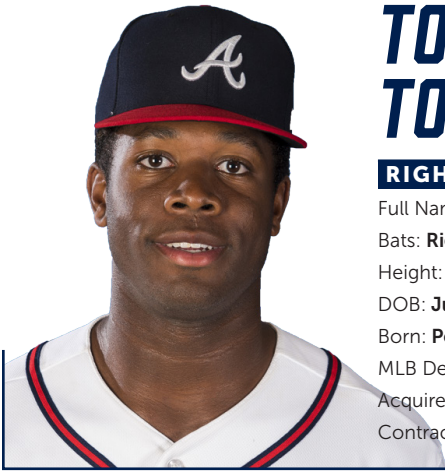
Year	Club	W-L	ERA	G	GS	CG	SHO	SV	IP	H	R	ER	HR	HB	BB	SO	WP	BK
2017	Colombia	1-0	1.80	1	1	0	0	0	5.0	2	1	1	0	0	1	3	0	0

MAJOR LEAGUE FIELDING RECORD

Position	PCT	G	PO	A	E	TC	DP
Pitcher	.982	196	79	191	5	275	18

MAJOR LEAGUE BATTING RECORD

Year	Club	AVG	G	AB	R	H	2B	3B	HR	RBI	SH	SF	HP	BB	SO	SB	CS	E
2018	Atlanta	.175	28	40	2	7	0	0	1	4	12	1	0	1	8	0	0	0
Major Totals		.153	190	327	9	50	5	0	1	22	63	2	2	9	88	0	0	5



TOUKI TOUSSAINT

62

RIGHT-HANDED PITCHER

Full Name: **Dany Gilbert Kiti Toussaint**

Bats: **Right**

Throws: **Right**

Height: **6-3**

Weight: **215**

DOB: **June 20, 1996**

Opening Day Age: **22**

Born: **Pembroke Pines, FL**

Resides: **Coral Springs, FL**

MLB Debut: **August 13, 2018**

MLB Service Time: **0.049**

Acquired: **Trade with Arizona, June 20, 2015**

Contract Status: **Signed through 2019**

**MLB.COM'S
TOP 100 PROSPECTS LIST**

50

2018

- Made his major league debut and went 2-1 with a 4.03 ERA (13 ER/29.0 IP) in seven games, five starts, for Atlanta.
- Atlanta selected his contract, optioned him to Triple-A Gwinnett and then appointed him as the 26th man for a doubleheader on 8/13, and he made his debut that afternoon vs. Miami.
 - Tossed 6.0 two-hit innings in his debut, allowing one run and two walks while fanning four... Became just the third Braves pitcher over the last 110 seasons to go at least 6.0 innings and allow no more than two hits in his debut, joining James Parr (9/4/08 vs. WSH) and Armando Reynoso (8/11/91 vs. HOU).
 - Won his major league debut, and was one of four Braves pitchers to do so in 2018... Toussaint, Kolby Allard, Mike Soroka and Bryse Wilson all started and won their debuts last season, and the Braves are just the second team in the last 110 seasons to have four different starters win their MLB debut in the same season...The 2009 Baltimore Orioles had five such pitchers.
- Carried a no-hitter for 4.1 innings against Boston on 9/3, but took the first loss of his MLB career.
- Made five total starts for Atlanta, and went 2-1 with a 3.33 ERA (10 ER/27.0 IP)...Allowed three runs in 2.0 innings (13.50 ERA) in two relief appearances.

CAREER HIGHS

Most Innings Pitched
6.0, 8/13/18, ATL vs. MIA

Most Runs Allowed
3, 2x, last: 9/15/18, ATL vs. WSH

Most Earned Runs Allowed
3, 2x, last: 9/15/18, ATL vs. WSH

Most Hits Allowed
5, 9/19/18, ATL vs. STL

Most Home Runs Allowed
1, 9/19/18, ATL vs. STL

Most Walks
5, 2x, last: 9/25/18, ATL at NYM

Most Strikeouts
8, 9/19/18, ATL vs. STL

Longest Winning Streak
1 game, twice, last: 9/19/18-present

Longest Losing Streak
1 game, 9/3/18

- Was named by the organization as Atlanta's Minor League Pitcher of the Year, and also earned Pitcher of the Year honors for Double-A Mississippi.
- Made 24 starts at the minor league level, splitting his season between Mississippi and Triple-A Gwinnett...Combined to go 9-6 with a 2.38 ERA (36 ER/136.1 IP) and 163 strikeouts.

- Opened the season in Mississippi and made 16 starts with the M-Braves (4-6, 2.93)...Transferred to Gwinnett on 7/4 and went 5-0 with a 1.43 ERA in eight starts for the Stripers.
- At the time of his recall, his 163 strikeouts were most among Atlanta farmhands and tied for eighth most in the minor leagues.
- Earned two Pitcher of the Month awards, first in June at Mississippi (2-1, 1.17 ERA in five starts) and again in August with Gwinnett (3-0, 1.08 ERA in four starts).
 - ▲ Named a Southern League Mid-Season All-Star.
 - ▲ Named International League Pitcher of the Week on 8/26.
- Ranked in the Top 10 among Atlanta starting farmhands (min. 15 starts) in strikeouts (1st, 163), ERA (2nd, 2.38), wins (T2nd, 9), hits per 9.0 innings (3rd, 6.7) and innings pitched (4th, 136.1).
- Entered the season ranked by MLB.com as Atlanta's No. 11 prospect, and by *Baseball America* as No. 14.

2018 POSTSEASON

- Made his first postseason roster and pitched in two games of the NLDS vs. LAD...Tossed 3.0 scoreless innings with a pair of strikeouts.

2017

- Split the season between High-A Florida and Double-A Mississippi, combining to go 6-13 with a 4.53 ERA (73 ER/145.0 IP) over 26 starts.
 - ▲ Named Florida's Pitcher of the Year by the organization after fanning 10.5 batters per 9.0 innings over 19 starts with the club.
- Led all Atlanta farmhands and ranked tied for 13th in the minors with 167 strikeouts.
 - ▲ The 167 strikeouts were the most by a Braves prospect since Chuck James fanned 193 batters in 2005.
- Named Southern League Pitcher of the Week for 8/14-20 after throwing 7.0 scoreless innings with nine strikeouts on 8/19 vs. Pensacola.
- Following the season, pitched with Peoria of the Arizona Fall League...Named an AFL Rising Star.
- Entered the 2017 season ranked by MLB.com as Atlanta's No. 10 prospect, and by *Baseball America* as No. 12.

2016

- Spent the season with Single-A Rome and ended in the Top 10 among Atlanta farmhands (min. 75.0 IP) in strikeouts (6th, 128), innings (9th, 132.1) and ERA (10th, 3.88).

- Made one start in the postseason (9/13 vs. Lakewood), tossing a career high-tying 8.0 innings and allowing one run as Rome won the South Atlantic League Championship.

2015

- Acquired by the Braves in a mid-season trade with Arizona and combined to post a 5-7 record and a 4.83 ERA (47 ER/87.2 IP) in 17 starts on the season between Rome and Single-A Kane County in the Diamondbacks system.
- Entered 2015 labeled by *Baseball America* as Arizona's fifth-best prospect, and the 71st best in baseball.

AMATEUR

- Attended Coral Springs Christian Academy...Was committed to Vanderbilt University prior to being drafted.

PERSONAL

- Named is pronounced TWO-key TWO-sahnt

TRANSACTIONS

- Selected by the Arizona Diamondbacks in the first round (16th overall) of the 2014 First-Year Player Draft... Signed by Frankie Thon, Jr.
- Acquired by the Atlanta Braves along with RHP Bronson Arroyo from the Arizona Diamondbacks in exchange for INF Phil Gosselin on June 20, 2015.



COMPLETE RECORD

Year	Club	W-L	ERA	G	GS	CG	SHO	SV	IP	H	R	ER	HR	HB	BB	SO	WP	BK
2014	AZL D-backs	1-1	4.80	7	5	0	0	0	15.0	14	12	8	0	2	12	17	6	1
	Missoula	1-3	12.51	5	5	0	0	0	13.2	24	22	19	5	2	6	15	3	0
2015	Kane County	2-2	3.69	7	7	0	0	0	39.0	31	19	16	4	2	15	29	3	0
	Rome	3-5	5.73	10	10	1	1	0	48.2	40	33	31	6	3	33	38	7	0
2016	Rome	4-8	3.88	27	24	0	0	0	132.1	105	66	57	13	9	71	128	15	4
2017	Florida	3-9	5.04	19	19	0	0	0	105.1	101	61	59	8	8	42	123	10	0
	Mississippi	3-4	3.18	7	7	1	0	0	39.2	30	19	14	3	2	22	44	3	0
2018	Mississippi	4-6	2.93	16	16	0	0	0	86.0	66	36	28	7	7	36	107	6	0
	Gwinnett	5-0	1.43	8	8	0	0	0	50.1	35	10	8	0	1	17	56	3	0
	Atlanta	2-1	4.03	7	5	0	0	0	29.0	18	13	13	1	2	21	32	1	0
Minor Totals		26-38	4.08	106	101	2	1	0	530.0	446	278	240	46	36	254	557	56	5
Major Totals		2-1	4.03	7	5	0	0	0	29.0	18	13	13	1	2	21	32	1	0

DIVISION SERIES RECORD

Year	Club, Opp	W-L	ERA	G	GS	CG	SHO	SV	IP	H	R	ER	HR	HP	BB	SO	WP	BK
2018	Atl. Vs. LAD	1-0	0.00	2	0	0	0	0	3.0	1	0	0	0	0	4	2	0	0

MAJOR LEAGUE FIELDING RECORD

Position	PCT	G	PO	A	E	TC	DP
Pitcher	1.000	7	2	3	0	5	2

MAJOR LEAGUE BATTING RECORD

Year	Club	AVG	G	AB	R	H	2B	3B	HR	RBI	SH	SF	HP	BB	SO	SB	CS	E
2018	Atlanta	.100	8	10	1	1	0	0	0	0	0	0	0	0	5	0	0	0

2018 STARTING PITCHER STATS

The Braves used 13 starting pitchers in 2018, two more than they used the previous season... Overall, the starters went 60-46 (.566), the eighth-best record in the majors and fourth best in the National League...They tossed 899.2 innings, the seventh most in baseball, while their 3.50 ERA (350 ER) was the fourth-lowest mark in the majors and second best in the N.L.

Pitcher	Starts	Quality Starts	W-L	Team Record*	IP(Avg)	Run Support^
Mike Foltynewicz	31	12	13-10	15-16	183.0 (5.2)	106 (3.4)
Julio Teheran	31	17	9-9	18-13	175.2 (5.2)	77 (2.5)
Sean Newcomb	30	16	12-9	15-15	163.1 (5.1)	98 (3.3)
Anibal Sánchez	24	12	7-6	13-11	133.2 (5.2)	51 (2.1)
Brandon McCarthy	15	3	6-3	8-7	78.2 (5.1)	51 (3.4)
Kevin Gausman	10	5	5-3	7-3	59.2 (5.2)	34 (3.4)
Max Fried	5	1	1-2	2-3	21.2 (4.1)	12 (3.0)
Mike Soroka	5	2	2-1	4-1	25.2 (5.0)	17 (3.4)
Touki Toussaint	5	1	2-1	4-1	27.0 (5.1)	15 (3.0)
Matt Wisler	3	1	1-1	2-1	17.1 (5.2)	13 (4.3)
Kolby Allard	1	0	1-0	1-0	5.0 (5.0)	9 (9.0)
Luiz Gohara	1	0	0-1	0-1	4.0 (4.0)	0 (0.0)
Bryse Wilson	1	0	1-0	1-0	5.0 (5.0)	1 (1.0)
Team Totals	162	70	60-46	90-72	899.2 (5.2)	484 (2.9)

*Braves record in his starts; ^Runs scored while he is in the game (avg.)



JONNY VENTERS

48

LEFT-HANDED PITCHER

Full Name: **Jonathan William Venters**

Bats: **Left**

Throws: **Left**

Height: **6-3**

Weight: **205**

DOB: **March 20, 1985**

Opening Day Age: **34**

Born: **Pikeville, KY**

Resides: **Suwanee, GA**

MLB Debut: **April 17, 2010**

MLB Service Time: **5.159**

Acquired: **Trade with Tampa Bay, July 26, 2018**

Contract Status: **Signed through 2019**

CAREER RECAP

- Missed three consecutive seasons (2013-15) rehabbing from Tommy John surgery.
- Returned from a third Tommy John surgery to pitch for Charlotte in 2016...The surgeries were performed by Dr. James Andrews in 2005 and 2013 and Dr. Neal ElAttrache in 2014.
- According to ESPN Stats & Info, others to undergo three Tommy John surgeries include Jason Isringhausen, Josh Johnson and José Rijo.

2018

- Made 50 appearances between Tampa Bay and Atlanta, and combined to go 5-2 with 3.67 ERA (14 ER/34.1 IP) and three saves.
 - Made his season debut on 4/25 with the Rays, marking his first big league action since 2012...He underwent three different elbow surgeries after appearing in 230 games with Atlanta over three seasons, 2010-2012.
 - In 49 relief appearances this season between Atlanta and Tampa Bay, went 5-1 with three saves and a 2.38 ERA (9 ER/34.0 IP)...Went 4-1 with a 3.54 ERA (8 ER/20.1 IP), 10 holds and two saves for Atlanta.
- Tampa Bay selected his contract from Triple-A Durham on 4/25 and he made his season debut that night at BAL...Appeared in 22 total games for the Rays, including one start.
 - He went unscored upon in 20 of his 22 appearances for Tampa Bay.
 - Made the first start of his major league career on 6/6 at Washington, and allowed three hits and five runs in 0.1 innings.

CAREER HIGHS

Most Inning Pitched

3.0, 2x, last: 5/20/2010, ATL vs. CIN

Most Runs Allowed

5, 6/6/18, ATL at WSH

Most Earned Runs Allowed

5, 6/6/18, ATL at WSH

Most Hits Allowed

4, 4x, last: 5/1/12, ATL vs. PHI

Most Home Runs Allowed

1, 10x, last: 5/11/18, ATL at BAL

Most Walks

4, 4/28/10, ATL at STL

Most Strikeouts

4, 6/6/10, ATL at LAD

Longest Winning Streak

4 games, 3x, last: 8/12/18-present

Longest Losing Streak

4 games, 8/23/10-10/2/10

- Missed 24 games from 6/25-7/25 with a strained right hamstring.
- Atlanta acquired him from Tampa Bay on 7/26 in exchange for an international signing slot.
 - Each of his first 11 appearances with the Braves were scoreless, while all eight of his earned runs with Atlanta scored in his final 17 games, spanning 10.2 innings (6.75 ERA).

- Earned his first save with Atlanta on 8/22 at PIT, exactly seven years to the day after his last save with the Braves.
- Was named by Major League Baseball as the National League Comeback Player of the Year following the season.
 - ▲ Became the second Braves player to win the award, joining RHP Tim Hudson in 2010.

2018 POSTSEASON

- Made two postseason appearances in the NLDS versus LAD, and allowed two hits and two runs in 2.0 innings.

2017

- Made his season debut in late June as he worked his way back from elbow surgery, and went on to pitch at four levels for the Rays organization, reaching Triple-A Durham to end the season.
- Made three appearances in the International League postseason, helping the Bulls win the Governors' Cup.
- Combined for a 2.28 ERA (6 ER/23.2 IP) and 29 strikeouts in 24 appearances (2 starts).

2016

- Made five appearances for Class-A Charlotte.
- Had a fourth surgery on his elbow to re-attach a ligament, performed by Dr. Neal ElAttrache.

2015

- Signed a two-year minor league contract with Tampa Bay on March 3, but did not pitch due to injury.
- Was his third consecutive missed season.

2014

- Missed his second consecutive season after being placed on Atlanta's 15-day disabled list on March 21 and missed the remainder of the year.
- Released by Atlanta on November 21.

2013

- Placed on Atlanta's disabled list on March 27 and missed the entire campaign.

2012

- Was one of four left-handed pitchers to make at least 65 appearances in three straight seasons (2010-12), along with Sean Burnett, Javier López and Sean Marshall...During that span, his 230 apps tied with Matt Belisle for 2nd in the majors.

- Also ranked among major league relief leaders in that span in strikeouts (258, 4th), wins (15, tied for 4th) and ERA (2.23, 8th).
- Pitched to a 7.04 ERA over 20 games from May 1 to June 12, but had been unscored upon in nine appearances before that and recorded a 2.34 ERA (9ER/34.2 IP) in his final 37 games.
- Was on the disabled list from July 5 to July 21 with a left elbow impingement.

2011

- Led the majors with 85 appearances, six more than any other pitcher.
- His 35 holds ranked second in the majors behind WSH's Tyler Clippard (38).
- Ranked among NL relievers (min. 50 IP) in ERA (1.84, 5th) and opp avg. (1.76, 7th).
- According to the Elias Sports Bureau, became the first reliever with three separate scoreless streaks of at least 15 innings since 2003.
- Threw four pitches in the All-Star Game, retiring two batters — a first-pitch groundout from BAL's Matt Wieters and three-pitch strikeout of BOS's Jacoby Ellsbury.



2010

- Led major league rookie relievers (min. 50 IP) with 79 appearances, 24 holds, 83 innings, 93 strikeouts and a 1.95 ERA.
- His 93 strikeouts remain the second most ever by a lefthanded rookie reliever, behind MTL's Dan McGinn (107) in 1969.
- Recalled on April 17 from Triple-A Gwinnett and made his major league debut that night vs. COL, tossing 3.0 innings of scoreless relief.
- His first career save was June 3 at LAD and his first win was June 8 at ARI.
- Named to the *Baseball America* All-Rookie Team.

2010 POSTSEASON

- Pitched in all four games of the NLDS and did not allow a run in 5.1 innings.

MINOR LEAGUE HIGHLIGHTS

- Was a Southern League All-Star in **2009**

AMATEUR

- Graduated from Lake Brantley High School in Altamonte Springs, Fla...Attended Indian River (Fla.) Community College.

PERSONAL

- He and his wife, Viviana, have two sons, Wyatt (6) and Walker (4), and a newborn daughter, Evie.

TRANSACTIONS

- Selected by Atlanta in the 30th round of the 2003 First-Year Player Draft...Signed by Alex Morales and George Martin.
- On Atlanta's disabled list (left elbow impingement), from July 5 to July 21, 2012; included an injury rehabilitation assignment to Triple-A Gwinnett.
- On Atlanta's disabled list (left elbow strain), from March 27 to the end of the 2013 season.
- On Atlanta's disabled list (left ulner collateral ligament injury), from March 21 to the end of the 2014 season.
- Signed by the Tampa Bay Rays to a two-year minor league contract, March 11, 2015.
- On Tampa Bay's disabled list (strained right hamstring), from June 25 to July 25, 2018; included an injury rehabilitation assignment to Charlotte (A+).
- Acquired by the Atlanta Braves from the Tampa Bay Rays in exchange for international signing slots on July 26, 2018.

2018 BULLPEN BITS

The Braves bullpen used 30 different pitchers in a relief role in 2018, 11 more than the 2017 season. Atlanta relievers went 30-26 with a 4.15 ERA (257 ER/557.0 IP) and converted 40-of-60 save chances.

Atlanta relievers fanned 556 batters, the most by a Braves relief corps in franchise history and just the fifth time Braves relievers struck out 500 in a single season...All five seasons have occurred since 2010.

Four rookies made at least 50 relief appearances for Atlanta, the most in a single season in franchise history. Dan Winkler made 69 appearances, while A.J. Minter (65), Jesse Biddle (60) and Shane Carle (53) also reached the mark. The four combined to go 18-5 with a 3.15 ERA (87 ER/248.1 IP) and 19 saves.

Player	Innings	Player	Innings
Jesse Biddle	63.2	Evan Phillips	6.1
Shane Carle	63.0	Jose Ramirez	6.1
A.J. Minter	61.1	Kyle Wright	6.0
Dan Winkler	60.1	Wes Parsons	5.0
Sam Freeman	50.1	Miguel Socolovich	5.0
Luke Jackson	40.2	Kolby Allard	3.0
Arodys Vizcaino	38.1	Josh Ravin	3.0
Peter Moylan	28.1	Anibal Sanchez	3.0
Brad Brach	23.2	Touki Toussaint	2.0
Jonny Venters	20.1	Bryse Wilson	2.0
Luiz Gohara	15.2	Charlie Culberson	1.0
Chad Sobotka	14.1	Adam McCreery	1.0
Max Fried	12.0	Chase Whitley	1.0
Lucas Sims	10.1	Sean Newcomb	0.2
Matt Wisler	9.1	Rex Brothers	0.0

COMPLETE RECORD

Year	Club	W-L	ERA	G	GS	CG	SHO	SV	IP	H	R	ER	HR	HB	BB	SO	WP	BK
2004	GCL Braves	1-6	5.74	11	8	0	0	0	42.1	53	31	27	3	7	12	54	4	0
2005	Rome	8-6	3.93	23	12	0	0	3	103.0	100	51	45	4	8	52	66	12	0
2006									Injured - Did Not Pitch									
2007	Myrtle Beach	3-3	3.39	17	12	0	0	1	79.2	60	39	30	4	5	38	64	10	0
2008	GCL Braves	0-0	4.70	4	4	0	0	0	7.2	10	6	4	1	1	2	10	0	0
	Myrtle Beach	1-2	4.08	5	3	0	0	1	17.2	21	12	8	0	1	7	7	2	0
	Mississippi	1-0	1.00	3	2	0	0	0	9.0	10	2	1	0	0	5	7	0	0
2009	Mississippi	4-4	2.76	12	12	1	0	0	65.1	60	24	20	2	3	35	40	3	0
	Gwinnett	4-7	5.62	17	17	0	0	0	91.1	103	64	57	7	3	42	58	8	0
2010	Gwinnett	1-0	1.35	2	1	0	0	0	6.2	4	1	1	0	0	1	6	0	0
	Atlanta	4-4	1.95	79	0	0	0	1	83.0	61	30	18	1	8	39	93	4	0
	Atlanta	6-2	1.84	85	0	0	0	5	88.0	53	19	18	2	5	43	96	4	0
2012	Atlanta	5-4	3.22	66	0	0	0	0	58.2	61	23	21	6	5	28	69	9	0
	Gwinnett	0-0	0.00	1	1	0	0	0	1.0	0	0	0	0	0	0	0	0	0
2013									Injured - Did Not Pitch									
2014									Injured - Did Not Pitch									
2015									Injured - Did Not Pitch									
2016	Charlotte	0-1	9.00	5	1	0	0	0	4.0	7	4	4	1	0	2	3	0	0
2017	GCL Rays	0-0	0.00	5	2	0	0	0	5.0	4	0	0	0	0	1	6	0	0
	Charlotte	0-0	1.80	10	0	0	0	0	10.0	5	2	2	0	1	5	11	1	0
	Montgomery	0-0	4.70	8	0	0	0	0	7.2	5	4	4	0	0	4	10	4	0
	Durham	0-0	0.00	1	0	0	0	0	1.0	1	0	0	0	0	1	2	0	0
	Durham	0-0	1.59	5	0	0	0	0	5.2	4	2	1	0	0	5	6	1	0
	Tampa Bay	1-1	3.86	22	1	0	0	1	14.0	11	6	6	1	0	6	11	0	0
2018	Charlotte	0-0	0.00	2	1	0	0	0	2.0	2	0	0	0	0	2	3	0	0
	Atlanta	4-1	3.54	28	0	0	0	2	20.1	15	9	8	0	1	10	16	3	0
Minor Totals		23-29	4.00	131	76	1	0	5	459.0	449	242	204	22	29	214	353	45	0
A.L. Totals		1-1	3.86	22	1	0	0	1	14.0	11	6	6	1	0	6	11	0	0
Atlanta Totals		19-11	2.34	258	0	0	0	8	250.0	190	81	65	9	19	120	274	20	0
Major Totals		20-12	2.42	280	1	0	0	9	264.0	201	87	71	10	19	126	285	20	0

WILD CARD GAME RECORD

Year	Club, Opp	W-L	ERA	G	GS	CG	SHO	SV	IP	H	R	ER	HR	HP	BB	SO	WP	BK
2012	Atl. Vs. Stl.	0-0	0.00	1	0	0	0	0	0.2	1	0	0	0	0	0	0	0	0

DIVISIONAL SERIES RECORD

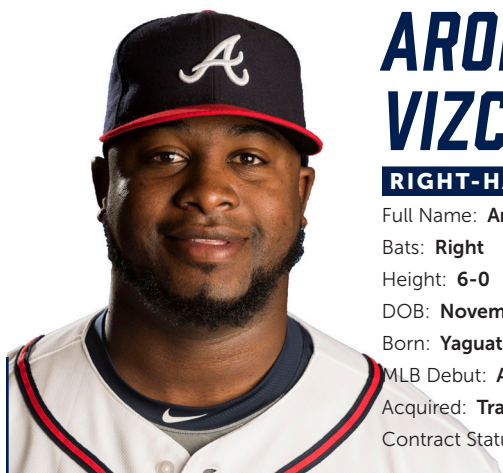
Year	Club, Opp	W-L	ERA	G	GS	CG	SHO	SV	IP	H	R	ER	HR	HP	BB	SO	WP	BK
2010	Atl. vs. SF	0-0	0.00	4	0	0	0	0	5.1	7	0	0	0	0	0	8	0	0
2018	Atl. vs. LAD	0-1	9.00	2	0	0	0	0	2.0	2	2	2	0	0	1	1	0	0
D.S. Totals		0-1	2.45	6	0	0	0	0	7.1	9	2	2	0	0	1	9	0	0

ALL-STAR GAME RECORD

Year	Club, Site	W-L	ERA	G	GS	CG	SHO	SV	IP	H	R	ER	HR	HP	BB	SO	WP	BK
2011	N.L., Ari.	0-0	0.00	1	0	0	0	0	0.2	0	0	0	0	0	0	1	0	0

MAJOR LEAGUE FIELDING RECORD

Position	PCT	G	PO	A	E	TC	DP
Pitcher	.906	280	11	47	6	64	1



ARODYS VIZCAINO

38

RIGHT-HANDED PITCHER

Full Name: **Aroldys Vizcaino**

Bats: **Right**

Throws: **Right**

Height: **6-0**

Weight: **245**

DOB: **November 13, 1990**

Opening Day Age: **28**

Born: **Yaguatae, DR**

Resides: **San Cristobal, DR**

MLB Debut: **August 10, 2011**

MLB Service Time: **5.168**

Acquired: **Trade with Chicago (NL), November 16, 2014**

Contract Status: **Signed through 2019**

2018

- Went 2-2 with a 2.11 ERA (9 ER/38.1 IP) and converted 16-of-18 save chances in 39 games.
 - Missed 63 games due to a pair of trips to the disabled list for right shoulder inflammation...First missed eight games from 6/21-7/3, before a 55-game spell from 7/14-9/14.
- The 16 saves established a new career high... Since assuming the primary closer role for Atlanta on 7/30/17, has converted 91% (29-of-32) of his save chances.
 - Teamed with A.J. Minter, who converted 15 saves for the Braves... Since the save became an official stat in 1969, this marked just the second time the Braves had two different players record 15 saves...RHP Greg McMichael had 19 and LHP Mike Stanton had 27 in 1993.
- Just 13 of his 39 appearances on the season were clean outings in which he did not allow a baserunner...Tossed a clean inning in just three of his 18 save opportunities, but converted 16 of those chances.

2018 POSTSEASON

- Made his playoff debut in Game 2 of the Division Series at LAD, and combined to toss 2.0 scoreless innings with five strikeouts on the series.
 - Earned his first career postseason save in Game 4 after a scoreless ninth.

2017

- Appeared in a career-best 62 games out of the bullpen and served as the club's primary closer for the last two months of the season.

CAREER HIGHS

Most Innings Pitched

2.0, 4x, last: 9/10/17, ATL vs. MIA

Most Runs Allowed

5, 9/2/11, ATL vs. LAD

Most Earned Runs Allowed

5, 9/2/11, ATL vs. LAD

Most Hits Allowed

4, 2x, last: 8/22/16, ATL at ARI

Most Home Runs Allowed

2, 2x, last: 8/26/17, ATL vs. COL

Most Walks

3, 3x, last: 4/7/18, ATL at COL

Most Strikeouts

3, 16x, last: 9/17/18, ATL vs. STL

Longest Winning Streak

3 games, 9/9/17-3/29/18

Longest Losing Streak

4, 6/7/16-7/6/16

- Also missed 11 games on the 10-day disabled list with a right index finger strain, 7/5 (retroactive to 7/3) through 7/19.
- Set career-high totals in nearly every category, including innings (57.1), strikeouts (64) and wins (5).

- The opposition hit .199 against him...Became just the fourth Atlanta qualifying reliever to finish with an opponent's average against under .200...Craig Kimbrel did it four times (2011-2014), while Luis Avilan (2013) and Jason Motte (2017) did it once.
- Limited opponents to four hits in 39 at-bats with runners in scoring positions (.103)...In these situations with two outs, held the opposition to a .050 average (1-for-20).
- Used an average of 15.0 pitches per inning, seventh best among qualifying NL relievers...Was one of two qualifying NL relievers to have a K/9 rate of at least 10.0 and average 15.0 pitches or fewer in an inning...Los Angeles' Kently Jansen was the other (14.36 pitches/inning and 14.4 K/9)...The only other reliever to accomplish the feat in Atlanta franchise history was Craig Kimbrel in 2012 (14.9 pitches/inning and 16.66 K/9).
- Became the primary closer role on 7/30, and from that date through the end of the season, converted 12 of his 13 save opportunities while the opposition hit .159 against him...For the season, finished 14-for-17 in save chances, his second double-digit save season (10 in 2016).
- Had two saves (9/21 vs. WSH and 9/23 vs. PHI) in which he struck out every batter he faced in the outing, becoming one of seven players with multiple such saves in 2017.
- Allowed a career-high seven home runs after entering the year having surrendered just six total...Eleven of the 18 earned runs for the season he allowed came via a home run...Allowed two home runs twice (4/23 at PHI and 8/26 vs. COL), marking the first time in his career he allowed multiple homers in an appearance.

2016

- Set a career-high with 43 appearances despite making two trips to the disabled list...Missed 61 total games after going to the 15-day disabled list from 7/16-8/18 with a right oblique strain and then again from 8/28 through the end of the season with right shoulder inflammation.
- Began the year in the closer's role, converting 10 of 14 save opportunities for his first double-digit save season.
- Struck out at least one batter in 20 consecutive appearances, 4/14-6/5...Became the second Braves reliever with as long a streak since the franchise moved to Atlanta in 1966...Craig Kimbrel compiled three such runs (26 games, 20 twice), with the last (20 games) coming 7/19-9/17/12.
- Finished with a career-best 11.6 K/9 mark... Among NL pitchers with as many innings as Vizcaino, his K/9 ratio tied for eighth best.

- Threw a career-high 35 pitches over 1.1 IP (eight batters faced) to earn the save in a 6-3 win on 4/15 at MIA...Marked his first career save of more than three outs.

2015

- Appeared in 36 games with Atlanta despite serving an 80-game suspension at the beginning of the season after testing positive for Stanazolol, in violation of Major League Baseball's Joint Drug Prevention and Treatment Program.
- Optioned to Triple-A Gwinnett on 3/30 before being placed on the restricted list on 4/2... Reinstated on 7/3 and recalled from the G-Braves on 7/6...Spent the remainder of the season on the active roster.
- Collected his first career save, 8/6 vs. MIA with a scoreless ninth...Finished 9-for-10 in save opportunities after taking over the closer role following Jim Johnson's trade to LAD on 7/30.
- Compiled a career-best 16.2-inning scoreless streak over 16 games from 7/20-9/2.
- Made his season debut, 7/7 at MIL and earned his first win since 2011 on 7/17 vs. CHI.

2014

- Acquired by the Braves along with three international bonus pool slots (No. 2, No. 3, No. 4) from the Chicago Cubs in exchange for infielder Tommy La Stella on November 16, 2014.
- Returned to the majors for the first time since undergoing "Tommy John" surgery in March of 2012 after being promoted to the Cubs on 9/2.
- Made his first appearance as a Cub on 9/6 vs. PIT, allowing one run in 1.0 inning...It was his first Major League outing since 9/27/11 vs. PHI while with Atlanta (a span of 1,075 days between MLB games).
- Combined to go 1-1 with two saves and a 3.51 ERA (16 ER/41.0 IP) in 40 relief appearances spanning three minor league levels.

2013

- Began the season recovering from "Tommy John" surgery he underwent in spring training of 2012...Had season-ending arthroscopic surgery on his right elbow in late May to clear out a calcium buildup...The procedure was performed by Dr. James Andrews.

2012

- Entered the season rated the second-best prospect in the Braves organization and the 40th-best prospect in MLB by *Baseball America*.

- Missed the season after undergoing “Tommy John” surgery on 3/20 by Dr. James Andrews.
- Made just one spring training appearance for the Braves, 3/3 vs. DET, tossing a scoreless inning.

2011

- Went a combined 5-5 with a 3.06 ERA between Lynchburg (A), Mississippi (AA) and Gwinnett (AAA) over 26 appearances (17 starts), logging 100 strikeouts over 97.0 innings pitched.
- Made his Major League debut on 8/10 at FLA after having his contract purchased from Gwinnett earlier that day...He walked two and fanned Logan Morrison for his first career strikeout.
- Earned his first career Major League win on 8/16 vs. SF, tossing 2.0 innings of scoreless relief.
- Suffered his first blown save on 8/14 vs. CHI after tossing 0.2 innings and allowing no hits, runs or walks and fanning three batters (with Blake DeWitt reaching base on a third-strike wild pitch). According to the Elias Sports Bureau, since 1900, only one other pitcher prior posted that exact line in a Major League game (Brandon League for the Mariners on 5/9/2010).

MINOR LEAGUE HIGHLIGHTS

- Named a South Atlantic League Mid-Season All-Star and won Pitcher of Year honors for Rome in 2010...Following the 2009 season, ranked by ESPN.com as the 34th-best overall prospect.

TRANSACTIONS

- Signed by the New York Yankees as a non-drafted free agent on July 2, 2007...Signed by Alfredo Dominguez.

- Acquired by the Atlanta Braves along with OF Melky Cabrera and LHP Mike Dunn from the New York Yankees in exchange for RHP Javier Vazquez and LHP Boone Logan on December 22, 2009.
- On Atlanta disabled list (ulnar collateral ligament tear) from March 26 to the end of the 2012 season; underwent “Tommy John” surgery by Dr. James Andrews on March 20, 2012 in Gulf Breeze, Fla.
- Acquired by the Chicago Cubs along with RHP Jaye Chapman from the Atlanta Braves in exchange for LHP Paul Maholm and OF Reed Johnson on July 30, 2012.
- On Chicago disabled list (recovery from “Tommy John” surgery) from March 27 to the end of the 2013 season.
- Acquired by the Atlanta Braves along with three international bonus pool slots (No. 2, No. 3 and No. 4) from the Chicago Cubs in exchange for INF Tommy La Stella on November 16, 2014.
- On Atlanta disabled list (right oblique strain) from July 16 to August 18, 2016; included rehabilitation assignment with the GCL Braves (R) and Rome (A).
- On Atlanta disabled list (right shoulder inflammation) from August 28 to the end of the 2016 season.
- On Atlanta disabled list (right index finger strain) from July 5 (retroactive to July 3) to July 19, 2017.
- On Atlanta’s disabled list (right shoulder inflammation) from June 21 to July 3, 2018.
- On Atlanta’s disabled list (right shoulder inflammation) from July 14 to September 14, 2018; included an injury rehabilitation assignment to Gwinnett (AAA) and Rome (A).



COMPLETE RECORD

Year	Club	W-L	ERA	G	GS	CG	SHO	SV	IP	H	R	ER	HR	HB	BB	SO	WP	BK	
2008	GCL Yankees	3-2	3.68	12	6	0	0	0	44.0	38	22	18	5	1	13	48	6	1	
2009	Staten Island	2-4	2.13	10	10	0	0	0	42.1	34	18	10	2	1	15	52	2	2	
2010	Rome	9-4	2.39	14	14	0	0	0	71.2	63	25	19	1	3	9	68	6	2	
	Myrtle Beach	0-0	4.61	3	3	0	0	0	13.2	16	9	7	1	1	3	11	1	1	
2011	Lynchburg	2-2	2.45	9	9	0	0	0	40.1	31	14	11	3	0	10	37	4	1	
	Mississippi	2-3	3.81	11	8	0	0	0	49.2	44	21	21	3	3	18	55	4	1	
	Gwinnett	1-0	1.29	6	0	0	0	0	7.0	7	3	1	1	0	0	8	0	0	
	Atlanta	1-1	4.67	17	0	0	0	0	17.1	16	9	9	1	1	9	17	5	0	
2012																			
2013																			
2014	Daytona	0-0	1.00	9	0	0	0	1	9.0	6	1	1	0	0	4	10	1	0	
	Tennessee	1-1	2.63	14	0	0	0	1	13.2	7	4	4	1	1	3	16	1	0	
	Iowa	0-0	5.40	17	0	0	0	0	18.1	25	11	11	1	2	11	16	1	0	
	Chicago (NL)	0-0	5.40	5	0	0	0	0	5.0	5	3	3	1	0	3	4	0	0	
2015	Rome	0-0	9.00	2	0	0	0	0	2.0	4	3	2	0	0	2	4	0	0	
	Mississippi	0-0	1.80	4	0	0	0	0	5.0	3	1	1	0	0	0	7	0	0	
	Gwinnett	0-0	9.00	2	0	0	0	0	2.0	3	2	2	0	0	1	3	0	0	
	Atlanta	3-1	1.60	36	0	0	0	9	33.2	27	7	6	1	0	13	37	7	0	
2016	Atlanta	1-4	4.42	43	0	0	0	10	38.2	37	25	19	3	1	26	50	3	1	
	GCL Braves	0-0	0.00	1	1	0	0	0	1.0	0	0	0	0	0	0	2	0	0	
	Rome	0-0	9.00	1	1	0	0	0	1.0	2	1	1	0	0	0	1	0	0	
2017	Atlanta	5-3	2.83	62	0	0	0	14	57.1	42	19	18	7	2	21	64	6	0	
	Gwinnett	0-0	0.00	1	1	0	0	0	1.0	0	0	0	0	0	0	1	0	0	
2018	Atlanta	2-2	2.11	39	0	0	0	16	38.1	30	9	9	4	2	15	40	4	0	
	Gwinnett	0-0	0.00	1	0	0	0	0	1.0	0	0	0	0	0	1	0	0	0	
	Minor Totals	20-16	3.04	117	53	0	0	2	322.2	283	135	109	18	12	90	339	26	8	
	Major Totals	12-11	3.03	202	0	0	0	49	190.1	157	72	64	17	6	87	212	25	1	

DIVISIONAL SERIES RECORD

Year	Club, Opp	W-L	ERA	G	GS	CG	SHO	SV	IP	H	R	ER	HR	HP	BB	SO	WP	BK
2018	Atl. Vs. LAD	0-0	0.00	2	0	0	0	1	2.0	1	0	0	0	0	1	5	1	0

MAJOR LEAGUE FIELDING RECORD

Position	PCT	G	PO	A	E	TC	DP
Pitcher	.846	202	10	12	4	26	0





NON-ROSTER INVITEE

DREW WATERS

90

OUTFIELDER

Full Name: **Andrew David Waters**Bats: **Switch**Throws: **Right**Height: **6-2**Weight: **185**DOB: **December 30, 1998**Opening Day Age: **20**Born: **Atlanta, GA**Resides: **Woodstock, GA**MLB Debut: **None**MLB Service Time: **0.000**Acquired: **Braves' second-round pick (41st overall) in 2017**Contract Status: **Signed through 2019**

MLB.COM'S
TOP 100 PROSPECTS LIST

82

2018

- Combined to bat .293/.343/.476 in 114 games between Single-A Rome and High-A Florida.
 - Ranked in the Top 10 among Braves prospects in doubles (1st, 39), hits (2nd 135), stolen bases (2nd, 23), OPS (5th, .819), batting average (6th, .293) and slugging percentage (6th, .476).
- Was named by the organization as Rome's Player of the Year, and also earned Player of the Month honors for May (.325/.379/.675 in 20 games).
- Garnered South Atlantic League Mid-Season All-Star honors.

2017

- Appeared in 50 games between the GCL Braves and rookie-level Danville, combining to bat .278/.362/.429.
- Ranked 10th among all Atlanta farmhands (min. 175 at-bats) with a .791 OPS.

COMPLETE RECORD

Year	Club	AVG	G	AB	R	H	2B	3B	HR	RBI	SH	SF	HP	BB	SO	SB-CS	OBP	SLG	E
2017	GCL Braves	.347	14	49	13	17	3	1	2	10	0	0	2	7	11	2-1	.448	.571	1
	Danville	.255	36	149	20	38	11	1	2	14	0	0	1	16	59	4-2	.331	.383	3
2018	Rome	.303	84	337	58	102	32	6	9	36	0	1	6	21	72	20-5	.353	.513	8
	Florida	.268	30	123	14	33	7	3	0	3	0	1	1	8	33	3-0	.316	.374	0
Minor Totals		.289	164	658	105	190	53	11	13	63	0	2	10	52	175	29-8	.349	.462	12



JACOB WEBB

71

RIGHT-HANDED PITCHER

Full Name: **Jacob Lawrence Webb**

Bats: **Right**

Throws: **Right**

Height: **6-2**

Weight: **210**

DOB: **August 15, 1993**

Opening Day Age: **25**

Born: **Riverside, CA**

Resides: **Riverside, CA**

MLB Debut: **None**

MLB Service Time: **0.000**

Acquired: **Braves' 18th-round pick in 2014**

Contract Status: **Signed through 2019**

2018

- Combined to go 3-4 with a 3.15 ERA (19 ER/54.1 IP) and 18 saves over 51 games between Double-A Mississippi and Triple-A Gwinnett.
- Led all Atlanta farmhands with 18 saves, and ranked third in the system (min. 40.0 IP) by allowing just 6.0 hits per 9.0 innings.
- Struck out 69 batters in 54.1 innings (11.4 SO/9.0 IP), and has fanned 205 hitters in 166.1 career minor league innings (11.1 SO/9.0 IP).

2017

- Set career highs in wins (5), games (38), innings (65.1) and strikeouts (74) while going 5-2 with a 2.07 ERA (15 ER/65.1 IP) between High-A Florida and Double-A Mississippi.
- Ranked in the Top 10 among Atlanta relief prospects (min. 30.0 IP) in strikeouts (4th, 74), ERA (5th, 2.07) and hits per 9.0 innings (5th, 6.3).

2016

- Returned to action after missing the 2015 season and made 14 appearances between rookie-level Danville and Single-A Rome, combining for a 4.85 ERA (7 ER/13.0 IP) with two saves.

- Fanned 31 batters in 13.0 innings of work, and his 21.5 strikeouts per 9.0 innings were most among Atlanta farmhands.
 - *A* Struck out 12 consecutive batters over four straight 1.0-inning outings from 7/11-24, part of a run in which he struck out 20 of the 25 batters he faced from 7/11-8/11.

2015

- Missed the season after undergoing "Tommy John" surgery on 4/2, performed by Dr. Xavier Duralde in Atlanta, GA.

AMATEUR

- Attended Tabor College in Hillsboro, KS for two seasons (2013 and 2014)...Was a NAIA Honorable Mention All-American in 2014.
- Is one of three players to ever be drafted out of Tabor College (Tyson Kendrick, 49th round by Detroit in 2010 and Dustin Hurlbutt, 16th round by Oakland in 2015).

TRANSACTIONS

- Selected by the Braves in the 18th round of the 2014 First-Year Player Draft...Signed by Terry Tripp.

COMPLETE RECORD

Year	Club	W-L	ERA	G	GS	CG	SHO	SV	IP	H	R	ER	HR	HB	BB	SO	WP	BK
2014	GCL Braves	2-1	2.14	11	6	0	0	0	33.2	30	9	8	2	1	8	31	2	0
2015									Injured - Did Not Pitch									
2016	Danville	0-0	3.18	12	0	0	0	2	11.1	7	4	4	1	0	7	28	0	0
	Rome	0-0	16.20	2	0	0	0	0	1.2	3	3	3	0	0	2	3	1	0
2017	Florida	2-1	1.74	22	0	0	0	2	41.1	29	9	8	1	2	22	48	2	2
	Mississippi	3-1	2.63	16	0	0	0	0	24.0	17	8	7	1	0	14	26	1	2
2018	Mississippi	1-2	3.18	21	0	0	0	7	22.2	16	12	8	4	1	12	35	2	0
	Gwinnett	2-2	3.13	30	0	0	0	11	31.2	20	13	11	3	1	11	34	4	0
Minor Totals		10-7	2.65	114	6	0	0	22	166.1	122	58	49	12	5	76	205	12	4



PATRICK WEIGEL

72

RIGHT-HANDED PITCHER

Full Name: **Patrick Charles Weigel**

Bats: **Right**

Throws: **Right**

Height: **6-6**

Weight: **230**

DOB: **July 8, 1994**

Opening Day Age: **24**

Born: **Thousand Oaks, CA**

Resides: **Buda, TX**

MLB Debut: **None**

MLB Service Time: **None**

Acquired: **Braves' seventh-round pick in 2015**

Contract Status: **Signed through 2019**

2018

- Placed on Gwinnett's disabled list on 4/6 and missed the majority of the season while recovering from "Tommy John" surgery, performed on 6/27/17.
- Made just four rehabilitation appearances (three starts) with the GCL Braves, and tossed 4.0 scoreless innings with two hits and six strikeouts.
- Atlanta selected his contract on 11/20.
- Entered the season tabbed by *Baseball America* as Atlanta's No. 16 prospect and by MLB.com as No. 17.

2017

- Made 15 starts on the season between Double-A Mississippi and Triple-A Gwinnett, going 6-2 with a 4.14 ERA (36 ER/78.1 IP) and 68 strikeouts.
- Was placed on the 7-day disabled list on 6/20 (right elbow strain) and missed the remainder of the season.

A Underwent "Tommy John" surgery on 6/27, performed by Dr. James Andrews in Pensacola, FL.

2016

- Named Atlanta's minor league Pitcher of the Year after going 11-6 with a 2.47 ERA (41 ER/149.2 IP).

COMPLETE RECORD

Year	Club	W-L	ERA	G	GS	CG	SHO	SV	IP	H	R	ER	HR	HB	BB	SO	WP	BK
2015	Danville	0-3	4.53	14	14	0	0	0	51.2	53	35	26	2	4	26	49	3	0
2016	Rome	10-4	2.51	22	21	1	1	0	129.0	92	44	36	7	13	47	135	8	1
	Mississippi	1-2	2.18	3	3	0	0	0	20.2	9	6	5	2	4	8	17	3	0
2017	Mississippi	3-0	2.89	7	7	0	0	0	37.1	32	13	12	2	2	11	38	0	0
	Gwinnett	3-2	5.27	8	8	0	0	0	41.0	42	24	24	5	4	17	30	1	0
2018	GCL Braves	0-0	0.00	4	3	0	0	0	4.0	2	0	0	0	0	0	6	0	0
Minor Totals		17-11	3.27	58	56	1	1	0	283.2	230	122	103	18	27	109	275	15	1

- Split his second professional season between Single-A Rome and Double-A Mississippi.
- His 11 wins, 149.2 innings and 152 strikeouts each ranked second among all Braves minor leaguers.
- Named to the mid-season South Atlantic League All-Star game and earned MiLB.com Organization All-Star honors.
- Led the Rome staff in wins, starter's ERA, and strikeouts despite receiving a promotion to Double-A Mississippi on 8/20.

PERSONAL

- Spent one year at the University of Houston, where he made a team-high 23 appearances his junior season...Finished the year at Houston 4-1 with a 3.38 ERA (19 ER/50.2 IP).
- Also played collegiately for Pacific in 2013 and Oxnard College, where he earned Western State Conference second team All-Conference honors, in 2014...Graduated from Saint Bonaventure (Calif.) High School.

TRANSACTIONS

- Selected by the Atlanta Braves in the seventh round (210th overall) in the 2015 First-Year Player Draft...Signed by Darin Vaughan.


NON-ROSTER INVITEE

JOEY WENTZ

80

LEFT-HANDED PITCHER

 Full Name: **Joseph Barrett Wentz**

 Bats: **Left**

 Throws: **Left**

 Height: **6-5**

 Weight: **220**

 DOB: **October 6, 1997**

 Opening Day Age: **21**

 Born: **Lawrence, KS**

 Resides: **Leawood, KS**

 MLB Debut: **None**

 MLB Service Time: **0.000**

 Acquired: **Braves' Competitive Balance A (40th overall) pick in 2016**

 Contract Status: **Signed through 2019**

2018

- Made 16 starts for High-A Florida and went 3-4 with a 2.28 ERA (17 ER/67.0 IP) and 53 strikeouts.
 - His 2.28 ERA was lowest among all Atlanta farmhands with at least 15 starts.
- Made five consecutive scoreless starts from 6/21-7/14, tossing 29.0 scoreless innings with 17 hits, three walks and 21 strikeouts.

2017

- Spent the full season with Single-A Rome and went 8-3 with a 2.60 ERA (38 ER/131.2 IP) and 152 strikeouts.
 - Ranked in the Top 10 among Braves farmhands (min. 75.0 IP) in starter's ERA (T2nd, 2.60), wins (T3rd, 8), strikeouts (3rd, 152), strikeouts per 9.0 innings (3rd, 10.4), innings pitched (7th, 131.1) and hits per 9.0 innings (T8th, 6.8).
- Named by the South Atlantic League as a Post-Season All-Star and as the league's Most Outstanding Pitcher.
 - Ranked second in the SAL in strikeouts and fourth in ERA.
- Entered the season tabbed by MLB.com as Atlanta's No. 8 prospect, and by *Baseball America* as the Braves' No. 15 farmhand.

2016

- Selected by the Braves with the 40th overall selection in the 2016 First-Year Player Draft and split his first professional season between the GCL Braves and rookie-level Danville, going 1-4 with a 3.68 ERA (18 ER/44.0 IP) over 12 starts.
- Baseball America* tabbed him as the 10th-best prospect in the Appalachian League at the season's end...Entered the 2016 draft ranked as *Baseball America's* 26th-best prospect and the 16th-best player in the draft class according to MLB.com.

AMATEUR

- Led Shawnee Mission East High to the 2016 Kansas Class 6A state championship and was named the Sunflower League Player of the Year after going a perfect 9-0 while not allowing an earned run in 51.1 innings pitched.
- Struck out 104 batters over 51.1 high-school innings and allowed just seven hits with 12 walks.

TRANSACTIONS

- Selected by the Atlanta Braves in Competitive Balance Round A (40th overall) of the 2016 First-Year Player Draft...Signed by Nate Dion.

COMPLETE RECORD

Year	Club	W-L	ERA	G	GS	CG	SHO	SV	IP	H	R	ER	HR	HB	BB	SO	WP	BK
2016	GCL Braves	0-0	0.00	4	4	0	0	0	12.0	3	0	0	0	1	5	18	0	1
	Danville	1-4	5.06	8	8	0	0	0	32.0	31	18	18	0	3	20	35	6	1
2017	Rome	8-3	2.60	26	26	0	0	0	131.2	99	44	38	4	1	46	152	18	1
2018	Florida	3-4	2.28	16	16	0	0	0	67.0	49	17	17	3	2	24	53	3	0
Minor Totals		12-11	2.71	54	54	0	0	0	242.2	182	79	73	7	7	95	258	27	3

Bold indicates led league



BRYSE WILSON

66

RIGHT-HANDED PITCHER

Full Name: **Bryse Everett Wilson**

Bats: **Right**

Throws: **Right**

Height: **6-2**

Weight: **225**

DOB: **December 20, 1997**

Opening Day Age: **21**

Born: **Durham, NC**

Resides: **Hillsborough, NC**

MLB Debut: **August 20, 2018**

MLB Service Time: **0.042**

Acquired: **Braves' fourth-round pick (109th overall) in 2016**

Contract Status: **Signed through 2019**

**MLB.COM'S
TOP 100 PROSPECTS LIST**

82

2018

- Atlanta selected his contract on 8/20 and he made his debut that night at PIT...Tossed 5.0 shutout innings as the Braves beat the Pirates, 1-0.
 - At 20 years, 243 days old, became the youngest starter in major league history to win 1-0 in his MLB debut.
 - Became the fourth Atlanta starter to win his MLB debut last season, joining Kolby Allard, Mike Soroka and Touki Toussaint... The Braves became just the second team in the last 110 seasons to have four different starters win their major league debut in the same season...The 2009 Baltimore Orioles had five such pitchers.
- Debuted at 20 years, 243 days old, and was the youngest pitcher in the majors at the time... Became the eighth-youngest Braves pitcher to start his debut in the last 110 seasons, and the youngest since RHP Julio Teheran debuted at 20 years, 100 days on 5/7/11.
- Pitched at three different levels of the Braves minor league system, combining to go 8-5 with a 3.44 ERA (48 ER/125.2 IP) and 143 strikeouts between High-A Florida, Double-A Mississippi and Triple-A Gwinnett.
 - Ranked in the Top 10 among Atlanta's starting farmhands in strikeout-to-walk ratio (1st, 3.97), strikeouts (2nd, 143) wins (T5th, 8), innings pitched (7th, 125.2) and ERA (8th, 3.44).

CAREER HIGHS

Most Innings Pitched
5.0, 8/20/18, ATL at PIT

Most Runs Allowed
3, 9/3/18, ATL vs. BOS

Most Earned Runs Allowed
3, 9/3/18, ATL vs. BOS

Most Hits Allowed
3, 2x, last: 9/18/18, ATL vs. STL

Most Home Runs Allowed
None

Most Walks
3, 2x, last: 9/3/18, ATL vs. BOS

Most Strikeouts
5, 8/20/18, ATL at PIT

Longest Winning Streak
1 game, 8/20/18-present

Longest Losing Streak
None

- Named Florida's Pitcher of the Month for April after going 2-0 with a 0.34 ERA over five starts... Earned the same honor with Mississippi in July, finishing 2-0 with a 0.84 ERA in five turns.
- Earned a pair of Pitcher of the Week honors, first on 7/8 with Mississippi before a second award on 8/19 with Gwinnett.
- Ranked by *Baseball America* as Atlanta's No. 12 prospect and MLB.com's No. 13 entering the season.

2017

- Named by the organization as Rome's Pitcher of the Year after going 10-7 with a 2.50 ERA (38 ER/137.0 IP), one shutout and 139 strikeouts over 26 starts.
- Paced all Atlanta starting pitcher farmhands in starter's ERA (min. 75.0 IP), and ranked in the Top 10 in wins (2nd, 10), strikeouts (5th, 139) and innings (6th, 137.0), while ranking fifth in strikeout-to-walk ratio (3.76) and tied for ninth in hits per 9.0 innings (6.9) among prospects with at least 30.0 innings.
- Earned South Atlantic League Mid-Season and Post-Season All-Star honors.
- Was named SAL Pitcher of the Week on 7/9 after tossing a five-hit, 9.0-inning shutout on 7/8 vs. West Virginia, fanning seven without a walk.
- Entered the season tabbed by *Baseball America* as Atlanta's No. 25 prospect.

2016

- Made nine appearances (six starts) after being selected in the fourth round of the First-Year Player Draft and went 1-1 with a 0.67 ERA (2 ER/26.2 IP) for the GCL Braves.
- Did not allow an earned run over 18.0 innings in his six starts, while pitching to a 2.08 ERA (2 ER/8.2 IP) over three relief appearances.

TRANSACTIONS

- Selected by the Atlanta Braves in the fourth round (109th overall) of the 2016 First-Year Player Draft...Signed by Billy Best.

COMPLETE RECORD

Year	Club	W-L	ERA	G	GS	CG	SHO	SV	IP	H	R	ER	HR	HB	BB	SO	WP	BK
2016	GCL Braves	1-1	0.68	9	6	0	0	0	26.2	16	4	2	0	0	8	29	0	0
2017	Rome	10-7	2.50	26	26	1	1	0	137.0	105	45	38	8	6	37	139	6	0
2018	Florida	2-0	0.34	5	5	0	0	0	26.2	16	4	1	0	1	7	26	0	0
	Mississippi	3-5	3.97	15	15	0	0	0	77.0	77	40	34	3	4	26	89	0	0
	Gwinnett	3-0	5.32	5	3	0	0	0	22.0	20	13	13	6	0	3	28	0	0
	Atlanta	1-0	6.43	3	1	0	0	0	7.0	8	5	5	0	0	6	6	0	0
Minor Totals		19-13	2.74	60	55	1	1	0	289.1	234	106	88	17	11	81	311	6	0
Major Totals		1-0	6.43	3	1	0	0	0	7.0	8	5	5	0	0	6	6	0	0

MAJOR LEAGUE FIELDING RECORD

Position	PCT	G	PO	A	E	TC	DP
Pitching	1.000	3	0	1	0	1	0





DAN WINKLER

58

RIGHT-HANDED PITCHER

Full Name: **Daniel Allen Winkler**

Bats: **Right**

Throws: **Right**

Height: **6-3**

Weight: **210**

DOB: **February 2, 1990**

Opening Day Age: **29**

Born: **Effingham, IL**

Resides: **Brentwood, TN**

MLB Debut: **September 21, 2015** MLB Service Time: **4.000**

Acquired: **Selected in the 2014 Rule 5 Draft from Colorado**

Contract Status: **Signed through 2019**

2018

- Made his second Opening Day roster and went 4-0 with a 3.43 ERA (23 ER/60.1 IP) in 69 games... Converted two of his five save attempts and logged a team-most 23 holds.
 - A* Set career highs in wins (4), saves (2), games (69), innings (60.1) and strikeouts (69).
- Went 23-for-26 in hold chances...Became the second rookie in Atlanta-franchise history to reach 20 holds in a season, joining Jonny Venters who did so in 2011 (24 holds).
- Opened the season 2-0 with a 0.74 ERA (2 ER/24.1 IP) and 35 strikeouts in his first 26 games...Pitched to a 5.25 ERA (21 ER/36.0 IP) over his final 43 appearances.
- Earned his first career hold with 0.2 scoreless innings, 6/29 at St. Louis...Was one of nine Braves relievers to log at least one save, tied for the most such pitchers in the National League and second most in the majors.
- Satisfied Rule 5 draft requirements after spending the first 15 days of the season on the active roster.

2017

- Made his season debut on 8/21 vs. SEA and retired the only batter he faced...That appearance marked his first MLB game since 4/10/16 vs. STL, when he suffered a season-ending fractured right elbow..
- Earned his first career win in the final game of the season, 10/1 at MIA...Struck out two over a scoreless inning in an 8-5 win.
- Made 14 rehabilitation appearances between Gwinnett (AAA), Florida (A+) and Rome (A)... Combined to go 1-0 with a 5.14 ERA (8 ER/14.0 IP) and 14 strikeouts.

CAREER HIGHS

Most Innings Pitched

2.0, 2x, last: 8/8/18, ATL at WSH

Most Runs Allowed

4, 2x, last: 9/5/18, ATL vs. BOS

Most Earned Runs Allowed

4, 2x, last: 9/5/18, ATL vs. BOS

Most Hits Allowed

4, 9/5/18, ATL vs. BOS

Most Home Runs Allowed

2, 9/27/15, ATL at MIA

Most Walks

1, 28x, last: 9/29/18, ATL at PHI

Most Strikeouts

3, 3x, last: 8/5/18, ATL at NYM

Longest winning streak

5 games, 10/1/17-present

Longest losing streak

1 game, 9/29/17

2016

- Made his first Opening Day roster, but only appeared in three games before a fractured right elbow ended his season.
- Struck out the side with 11 pitches on Opening Day, 4/4 vs. WSH.

- Fractured his elbow on 4/10 vs. STL, leaving the game in the seventh inning after throwing a pitch in a 12-7 loss.
- Placed on the 15-day disabled list on 4/11 and underwent surgery for a medial epicondyle avulsion fracture on 4/13...Dr. James Andrews performed the procedure in Gulf Breeze, Fla... Transferred to the 60-day disabled list on 8/3.

2015

- Spent the majority of the season on the 60-day disabled list (4/5-9/10) recovering from "Tommy John" surgery performed in July of 2014 before making his MLB debut in September...Was on the active roster for 25 days.
- Made his debut on 9/21 at NYM, his first action since 6/7/14.

2014

- Made 12 starts with the Double-A Tulsa Drillers, before Dr. James Andrews performed season-ending "Tommy John" surgery on 7/1.

2013

- His 175 strikeouts led the minors, while his WHIP (0.98) was also lowest (minimum 23 starts).
- Was a California League Mid-Season All-Star as well as being Pitcher of the Week on two separate occasions.
- Named to the CAL Postseason All-Star Team and was the league Pitcher of the Year.

PERSONAL

- He is married, wife's name is Camille...They have a son, Declan.
- Graduated from St. Anthony High School in Effingham, Ill., before attending Parkland College in Champaign, Ill., and the University of Central Florida.

TRANSACTIONS

- Selected by the Chicago Cubs in the 43rd round of the 2010 First-Year Player Draft; did not sign.
- Selected by the Colorado Rockies in the 20th round of the 2011 First-Year Player Draft...Signed by John Cedarburg.
- Underwent "Tommy John" surgery on his right elbow on July 1, 2014, performed by Dr. James Andrews.
- Selected by the Atlanta Braves from the Colorado Rockies in the Major League phase of the 2014 Rule 5 Draft on December 11, 2014.
- On Atlanta 60-day disabled list (recovering from right elbow surgery) from April 5 to September 10, 2015.
- On Atlanta disabled list (fractured right elbow) from April 11 to the end of the 2016 season.
- On Atlanta disabled list (fractured right elbow) from March 30 to August 21, 2017; included rehabilitation assignment to Single-A Rome, High-A Florida and Triple-A Gwinnett.

COMPLETE RECORD

Year	Club	W-L	ERA	G	GS	CG	SHO	SV	IP	H	R	ER	HR	HB	BB	SO	WP	BK
2011	Casper	4-3	3.92	12	12	0	0	0	57.1	64	31	25	6	1	19	65	6	3
2012	Asheville	11-10	4.46	25	25	0	0	0	145.1	152	80	72	16	22	47	136	4	1
2013	Modesto	12-5	2.97	22	22	0	0	0	130.1	84	48	43	15	9	37	152	4	1
	Tulsa	1-2	3.04	5	5	0	0	0	26.2	23	11	9	3	1	10	23	2	0
2014	Tulsa	5-2	1.41	12	12	1	1	0	70.0	33	11	11	5	6	17	71	1	0
2015	Atlanta	0-0	10.80	2	0	0	0	0	1.2	2	2	2	2	0	1	2	0	0
2016	Atlanta	0-0	0.00	3	0	0	0	0	2.1	0	0	0	0	0	1	4	0	0
2017	Rome	0-0	9.00	1	0	0	0	0	1.0	2	1	1	0	0	1	0	0	0
	Florida	0-0	0.00	3	0	0	0	0	3.0	0	0	0	0	0	2	2	0	0
	Gwinnett	1-0	6.30	10	0	0	0	0	10.0	14	7	7	2	0	1	12	0	0
	Atlanta	1-1	2.51	16	0	0	0	0	14.1	7	4	4	1	0	6	18	0	0
2018	Atlanta	4-0	3.43	69	0	0	0	2	60.1	52	27	23	3	5	20	69	2	0
Minor Totals		34-22	3.41	90	76	1	1	0	443.2	372	189	168	47	39	134	461	17	5
Major Totals		5-1	3.32	90	0	0	0	2	78.2	61	33	29	6	5	28	93	2	0

MAJOR LEAGUE FIELDING RECORD

Position	PCT	G	PO	A	E	TC	DP
Pitcher	.909	90	1	9	1	11	1



KYLE WRIGHT

65

RIGHT-HANDED PITCHER

Full Name: **Kyle Hardy Wright**

Bats: **Right**

Throws: **Right**

Height: **6-4**

Weight: **215**

DOB: **October 2, 1995**

Opening Day Age: **23**

Born: **Huntsville, AL**

Resides: **Huntsville, AL**

MLB Debut: **September 4, 2018** MLB Service Time: **0.030**

Acquired: **Braves' first-round pick (fifth overall) in 2017**

Contract Status: **Signed through 2019**

**MLB.COM'S
TOP 100 PROSPECTS LIST**

30

2018

- Made his major league debut and pitched to a 4.50 ERA (3 ER/6.0 IP) in four appearances with Atlanta.
- Atlanta selected his contract from Triple-A Gwinnett, 9/1, for his first stint on the active roster.
 - ▲ Made his major league debut 9/4 vs. BOS and tossed 2.0 scoreless innings with a pair of strikeouts...Fanned the first batter he faced, Jackie Bradley Jr., on five pitches for his first career strikeout.
- Became the first player from the 2017 draft class to reach the majors.
 - ▲ The last Braves player to make the majors the year after he was drafted was LHP Alex Wood, who debuted in 2013 after club selected him in the second round of the 2012 First-Year Player Draft.
- Appeared in 27 games (24 starts) in the minors between Double-A Mississippi and Triple-A Gwinnett, combining to go 8-9 with a 3.46 ERA (53 ER/138.0 IP)...Went 6-8 with a 3.70 ERA in 20 starts for the M-Braves and was 2-1 with a 2.51 ERA in seven games (four starts) with the Stripers before his selection.
- Ranked among Atlanta farmhands in innings (3rd, 138.0 IP), strikeouts (T4th, 133) and wins (T5th, 8).
- Selected to the U.S. Team for the SiriusXM All-Star Futures Game and tossed 1.0 scoreless inning of relief.

CAREER HIGHS

Most Innings Pitched

2.0, 2x, last: 9/16/18, ATL vs. WSH

Most Runs Allowed

2, 9/26/18, ATL at NYM

Most Earned Runs Allowed

2, 9/26/18, ATL at NYM

Most Hits Allowed

2, 9/26/18, ATL at NYM

Most Home Runs Allowed

2, 9/26/18, ATL at NYM

Most Walks

3, 9/7/18, ATL at ARI

Most Strikeouts

2, 2x, last: 2/26/18, ATL at NYM

Longest Winning Streak

None

Longest Losing Streak

None

- Entered 2018 tabbed by MLB.com as the No. 30 prospect in the minors, and as Atlanta's second-best farmhand.

2017

- Made his professional debut with rookie-level GCL Braves and High-A Florida, going a combined 0-1 with a 2.65 ERA in nine games, all starts...Fanned 18 while walking six.

- Started his organizational debut on 7/17 vs. GCL Yankees West, going 1.2 innings and allowing one run while striking out three...Pitched twice more for the GCL club, tossing 2.0 scoreless innings each time.
- Made his Single-A debut on 8/1 at Dunedin, retiring all six batters he faced in the start.
- Finished his season on 9/1 at Daytona...Tossed 2.0 scoreless innings, allowing one hit with three strikeouts.

AMATEUR

- Pitched three years for Vanderbilt University, and in 61 career games, 35 starts, went 19-11 with a 2.78 ERA (79 ER/255.1 IP) and 290 strikeouts.
- Named first team All-SEC by the league's coaches and a Second Team All-America by *Baseball America* after going 5-6 with a 3.40 ERA (39 ER/103.1 IP) over 16 starts for the Commodores in 2017.
- Became the fifth Vanderbilt pitcher drafted in the first round over the last four years, while at least one Vanderbilt pitcher has been selected in the draft's first two rounds for seven consecutive seasons...Is the second Vanderbilt pitcher drafted by the Braves in the first round, joining LHP Mike Minor, who the club chose seventh overall in 2009.
- Lettered four years in baseball and one in track at Buckhorn High School (AL)...His dad, Roger, was his baseball coach.



TRANSACTIONS

- Selected by the Atlanta Braves in the first round (fifth overall) of the 2017 First-Year Player Draft... Signed by Dustin Evans.

COMPLETE RECORD

Year	Club	W-L	ERA	G	GS	CG	SHO	SV	IP	H	R	ER	HR	HB	BB	SO	WP	BK
2017	GCL Braves	0-0	1.59	3	3	0	0	0	5.2	3	1	1	0	0	2	0	1	0
	Florida	0-1	3.18	6	6	0	0	0	11.1	8	4	4	0	1	4	0	0	0
2018	Mississippi	6-8	3.70	20	20	0	0	0	109.1	103	51	45	6	0	43	105	15	0
	Gwinnett	2-1	2.51	7	4	0	0	0	28.2	15	9	8	2	1	8	28	4	0
	Atlanta	0-0	4.50	4	0	0	0	0	6.0	4	3	3	2	0	6	5	0	0
Minor Totals		8-10	3.37	36	33	0	0	0	155.0	129	65	58	8	2	57	151	20	0
Major Totals		0-0	4.50	4	0	0	0	0	6.0	4	3	3	2	0	6	5	0	0

MAJOR LEAGUE FIELDING RECORD

Position	PCT	G	PO	A	E	TC	DP
Pitcher	1.000	4	1	0	0	1	0



HUASCAR YNOA

73

RIGHT-HANDED PITCHER

Full Name: **Huascar José Ynoa**

Bats: **Right**

Throws: **Right**

Height: **6-2**

Weight: **220**

DOB: **5/28/98**

Opening Day Age: **20**

Born: **Puerto Plata, DR**

Resides: **Puerto Plata, DR**

MLB Debut: **None**

MLB Service Time: **0.000**

Acquired: **Trade with Minnesota, July 24, 2017**

Contract Status: **Signed through 2019**

2018

- Combined to go 8-12 with a 4.56 ERA (59 ER/116.1 IP) in 24 starts between Single-A Rome and High-A Florida.
- Ranked in the Top 10 among Atlanta farmhands in wins (T5th, 8) and strikeouts (6th, 131).
- Entered the year tabbed by *Baseball America* as Atlanta's No. 25 prospect.
- Had his contract selected by Atlanta on 11/20.

2017

- Made 13 starts in the Appalachian League across two different organizations, combining to go 0-4 with a 5.26 ERA (30 ER/51.1 IP) and 50 strikeouts between Elizabethton of the Twins system and Danville of the Braves.
- Acquired by Atlanta from the Twins on 7/24 in exchange for LHP Jaime García, C Anthony Recker and cash considerations.
- Was rated as Minnesota's No. 22 prospect at the time he was acquired.

- Completed exactly 25.2 innings and allowed 15 earned runs with each organization.

TRANSACTIONS

- Signed by the Minnesota Twins as a non-drafted free agent on July 2, 2014... Signed by Fred Guerrero.
- Acquired by the Braves from the Minnesota Twins in exchange for LHP Jaime García, C Anthony Recker and cash considerations on July 24, 2017.

COMPLETE RECORD

Year	Club	W-L	ERA	G	GS	CG	SHO	SV	IP	H	R	ER	HR	HB	BB	SO	WP	BK
2015	DSL Twins	2-5	2.70	14	14	0	0	0	56.2	43	25	17	1	4	30	47	10	1
2016	GCL Twins	3-5	3.18	11	11	0	0	0	51.0	44	22	18	1	4	12	51	3	1
2017	Elizabethton	0-1	5.26	6	6	0	0	0	25.2	28	16	15	1	1	14	23	1	0
	Danville	0-3	5.26	7	7	0	0	0	25.2	24	17	15	1	3	15	27	2	0
2018	Rome	7-8	3.63	18	18	0	0	0	91.2	69	49	37	7	7	42	100	9	3
	Florida	1-4	8.03	6	6	0	0	0	24.2	33	23	22	1	0	12	31	1	0
Minor Totals		13-26	4.05	62	62	0	0	0	275.1	241	152	124	12	19	125	279	26	5



BASEBALL... IT'S IN OUR DNA

LIVE LOOK-INS AND ANALYSIS ON MLB TONIGHT™
PLUS 5 LIVE GAMES EACH WEEK



**OUR NATIONAL PASTIME
ALL THE TIME®**



GO TO FINDMLBNETWORK.COM FOR CHANNEL LINEUP.
©2019 MAJOR LEAGUE BASEBALL PROPERTIES, INC. ALL RIGHTS RESERVED.

SEASON IN REVIEW



2018 FINAL STANDINGS

N.L. EAST

	W	L	PCT.	GB
*Atlanta	90	72	.556	-
Washington	82	80	.506	8.0
Philadelphia	80	82	.494	10.0
New York	77	85	.475	13.0
Miami	63	98	.391	26.5

N.L. CENTRAL

	W	L	PCT.	GB
*Milwaukee	96	67	.589	-
+Chicago	95	68	.583	1.0
St. Louis	88	74	.543	7.5
Pittsburgh	82	79	.509	13.0
Cincinnati	67	95	.414	28.5

N.L. WEST

	W	L	PCT.	GB
*Los Angeles	92	71	.564	-
+Colorado	91	72	.558	1.0
Arizona	82	80	.506	9.5
San Francisco	73	89	.451	18.5
San Diego	66	96	.407	25.5

A.L. EAST

	W	L	PCT.	GB
*Boston	108	54	.667	-
+New York	100	62	.617	8.0
Tampa Bay	90	72	.556	18.0
Toronto	73	89	.451	35.0
Baltimore	47	115	.290	61.0

A.L. CENTRAL

	W	L	PCT.	GB
*Cleveland	91	71	.562	-
Minnesota	78	84	.481	13.0
Detroit	64	98	.395	27.0
Chicago	62	100	.383	29.0
Kansas City	58	104	.358	33.0

A.L. WEST

	W	L	PCT.	GB
*Houston	103	59	.636	-
+Oakland	97	65	.599	6.0
Seattle	89	73	.549	14.0
Los Angeles	80	82	.494	23.0
Texas	67	95	.414	36.0

*Division winner +Wild Card winner



2018 BRAVES DAY-BY-DAY

Date	Opp.	H/R D/N	Time/ Result	Winner-Loser-Save	Attendance	W-L	Position	GA GB
3/29	PHI	H-D	W, 8-5	Vizcaino-Neris-None	40,208	1-0	T1st	--
3/30	PHI	H-N	L, 5-4 (11)	Hutchison-Carle-None	35,123	1-1	T3rd	-0.5
3/31	PHI	H-N	W, 15-2	McCarthy-Velasquez-None	37,777	2-1	T2nd	-1.0
4/1	OPEN DATE							
4/2	WSH	H-N	L, 8-1	Roark-Newcomb-None	25,054	2-2	3rd	-2.0
4/3	WSH	H-N	W, 13-6 ^A	Carle-Cole-None	26,782	3-2	3rd	-1.0
4/4	WSH	H-D	W, 7-1	Foltynewicz-Scherzer-None	29,834	4-2	2nd	-0.5
4/5	OPEN DATE							
4/6	at COL	R-D	W, 8-3*	McCarthy-Marquez-None	48,216	5-2	2nd	-0.5
4/7	at COL	R-N	L, 3-2 (10)	Ottavino-Vizcaino-None	40,120	5-3	2nd	-1.5
4/8	at COL	R-D	W, 4-0	Newcomb-Freeland-None	42,031	6-3	2nd	-1.5
4/9	at WSH	R-N	L, 2-0	SCHERZER-Teheran-None	19,528	6-4	2nd	-2.5
4/10	at WSH	R-N	L, 4-1	Strasburg-Foltynewicz-Madson	19,357	6-5	T2nd	-3.5
4/11	at WSH	R-D	W, 5-3 (12)	Carle-Madson-None	21,109	7-5	2nd	-3.5
4/12	OPEN DATE							
4/13	at CHI	R-D	W, 4-0	Sánchez-Darvish-None	29,775	8-5	2nd	-3.5
4/14	at CHI	R-D	L, 14-10	Wilson-Ramirez-None	36,788	8-6	3rd	-3.5
4/15	at CHI	R-D		PPD - Rain (Rescheduled for May 14)			3rd	-4.0
4/16	PHI	H-N	W, 2-1	Teheran-Nola-Vizcaino	17,812	9-6	T2nd	-3.0
4/17	PHI	H-N	L, 5-1 (10)	Neris-Ramirez-None	17,913	9-7	3rd	-3.0
4/18	PHI	H-N	W, 7-3	McCarthy-Velasquez-None	22,135	10-7	2nd	-3.0
4/19	NYM	H-N	W, 12-4	Wisler-Harvey-None	23,610	11-7	2nd	-2.0
4/20	NYM	H-N	L, 5-3 (12)	Gsellman-Ravin-Familia	39,016	11-8	3rd	-3.0
4/21	NYM	H-N	W, 4-3	Biddle-Familia-None	41,396	12-8	3rd	-2.0
4/22	NYM	H-D		PPD - Rain (Rescheduled as split DH on 5/28)			3rd	-2.0
4/23	at CIN	R-N	L, 10-4	Romano-Freeman-Iglesias	9,463	12-9	3rd	-2.5
4/24	at CIN	R-N	L, 9-7 (12)	Hughes-Fried-None	14,139	12-10	3rd	-3.5
4/25	at CIN	R-N	W, 5-4	Winkler-Shackelford-Minter	13,113	13-10	3rd	-2.5
4/26	at CIN	R-D	W, 7-4	Freeman-Peralta-Vizcaino	11,919	14-10	3rd	-1.5
4/27	at PHI	R-N	L, 7-3	Nola-Fried-None	27,076	14-11	3rd	-2.5
4/28	at PHI	R-N	W, 4-1	Foltynewicz-Pivetta-Vizcaino	27,794	15-11	3rd	-1.5
4/29	at PHI	R-D	W, 10-1	McCarthy-Velasquez-None	31,010	16-11	T2nd	-1.5
4/30	OPEN DATE							
MARCH/APRIL TOTALS				356,660 (29,721 average in 12 dates)		16-11		
5/1	at NYM	R-N	W, 3-2	Soroka-Syndergaard-Vizcaino	22,527	17-11	2nd	-0.5
5/2	at NYM	R-N	W, 7-0	Newcomb-Sewald-None	23,528	18-11	1st	+0.5
5/3	at NYM	R-D	W, 11-0	Teheran-Vargas-None	26,882	19-11	1st	+1.5
5/4	SF	H-N	L, 9-4	Stratton-Foltynewicz-None	41,807	19-12	1st	+1.5
5/5	SF	H-N	L, 11-2	Blach-McCarthy-None	38,264	19-13	1st	+1.0
5/6	SF	H-D	L, 4-3	Suárez-Soroka-Strickland	37,896	19-14	1st	+1.0
5/7	OPEN DATE							
5/8	at TB	R-N	W, 1-0	Newcomb-Snell-Vizcaino	15,382	20-14	1st	+0.5
5/9	at TB	R-N	W, 5-2	Teheran-Yarborough-Vizcaino	12,082	21-14	1st	+0.5
5/10	at MIA	R-N	W, 9-2	Foltynewicz-Smith-Gohara	8,277	22-14	1st	+0.5
5/11	at MIA	R-N	L, 6-3	Straily-McCarthy-Ziegler	9,149	22-15	1st	+0.5
5/12	at MIA	R-N	W, 10-5	Minter-Steckenrider-None	12,383	23-15	1st	+1.0
5/13	at MIA	R-D	W, 4-3	Newcomb-Ureña-Vizcaino	7,435	24-15	1st	+1.0
5/14	at CHI	R-D	W, 6-5	Teheran-Quintana-Minter	35,946	25-15	1st	+1.5
5/15	CHI	H-N	L, 3-2	Edwards Jr.-Vizcaino-Morrow	34,452	25-16	1st	+1.0
5/16	CHI	H-N	W, 4-1	Minter-Edwards Jr.-Vizcaino	28,264	26-16	1st	+1.0
5/17	CHI	H-N		PPD - Rain (Rescheduled for August 30)			1st	+0.5
5/18	MIA	H-N	L, 2-0	Straily-Wisler-Ziegler	27,705	26-17	1st	+0.5
5/19	MIA	H-N	W, 8-1	Newcomb-Ureña-None	37,715	27-17	1st	+0.5
5/20	MIA	H-D	W, 10-9	Minter-Guerrero-None	28,352	28-17	1st	+1.5
5/21	at PHI	R-N	L, 3-0	Pivetta-Foltynewicz-Neris	21,284	28-18	1st	+0.5
5/22	at PHI	R-N	W, 3-1	McCarthy-Velasquez-Vizcaino	18,545	29-18	1st	+1.5
5/23	at PHI	R-N	L, 4-0	Arrieta-Gohara-None	27,647	29-19	1st	+0.5
5/24	OPEN DATE							
5/25	at BOS	R-N	L, 6-2	Rodriguez-Teheran-None	37,008	29-20	1st	+0.5
5/26	at BOS	R-D	L, 8-6	Wright-Freeman-Kimbrel	36,510	29-21	2nd	-0.5
5/27	at BOS	R-D	W, 7-1	Foltynewicz-Sale-None	36,543	30-21	1st	+0.5
5/28	NYM	H-D	W, 4-3*	Carle-Lugo-None	32,377	31-21	1st	+1.0
	NYM	H-N	L, 8-5*	Gsellman-Minter-Familia	31,779	31-22	1st	+0.5
5/29	NYM	H-N	W, 7-6*	Winkler-Bautista-None	19,443	32-22	1st	+0.5
5/30	NYM	H-N	L, 4-1	Vargas-Teheran-Gsellman	21,449	32-23	2nd	-0.5
5/31	WSH	H-N	W, 4-2	Newcomb-Roark-Vizcaino	22,380	33-23	1st	+0.5
MAY TOTALS				401,883 (30,914 average in 13 dates)		17-12		

2018 BRAVES DAY-BY-DAY

FRONT OFFICE

MANAGER & STAFF

PLAYER BIOS

SEASON IN REVIEW

PLAYER DEVELOPMENT

BRAVES HISTORY

OPPONENTS

MISCELLANEOUS

Date	Opp.	H/R D/N	Time/ Result	Winner-Loser-Save	Attendance	W-L	Position	GA GB
6/1	WSH	H-N	W, 4-0*	FOLTYNEWICZ-Strasburg-None	33,845	34-23	1st	+1.5
6/2	WSH	H-D	L, 5-3 (14)	Miller-Socolovich-Doolittle	39,578	34-24	1st	+0.5
6/3	WSH	H-D	W, 4-2	Vizcaino-Roark-None	33,132	35-24	1st	+1.5
6/4	at SD	R-N	L, 11-4	Richard-Teheran-None	19,419	35-25	1st	+1.0
6/5	at SD	R-N	W, 14-1	Newcomb-Lyles-Jackson	21,049	36-25	1st	+1.0
6/6	at SD	R-D	L, 3-1	Castillo-Foltynewicz-Hand	20,898	36-26	T1st	--
6/7	OPEN DATE						T1st	--
6/8	at LAD	R-N	L, 7-3	Buehler-McCarthy-None	47,262	36-27	T1st	--
6/9	at LAD	R-N	W, 5-3	Sánchez-Wood-Vizcaino	52,718	37-27	T1st	--
6/10	at LAD	R-D	L, 7-2	Stripling-Newcomb-None	47,711	37-28	T1st	--
6/11	OPEN DATE						T1st	--
6/12	NYM	H-N	W, 8-2	Carle-Wheeler-None	29,892	38-28	1st	+1.0
6/13	NYM	H-D	W, 2-0	Soroka-deGrom-Vizcaino	32,015	39-28	1st	+1.0
6/14	SD	H-N	W, 4-2	Sánchez-Ross-Vizcaino	25,250	40-28	1st	+1.5
6/15	SD	H-N	L, 9-3	Richard-Freeman-None	41,497	40-29	1st	+1.5
6/16	SD	H-N	W, 1-0*	Newcomb-Lyles-Vizcaino	41,916	41-29	1st	+2.5
6/17	SD	H-D	W, 4-1	Teheran-Castillo-Vizcaino	40,251	42-29	1st	+3.5
6/18	OPEN DATE						1st	+3.5
6/19	at TOR	R-N	W, 11-4	Freeman-García-None	32,466	43-29	1st	+3.5
6/20	at TOR	R-D	L, 5-4	Happ-Sánchez-Tepera	45,563	43-30	1st	+3.5
6/21	OPEN DATE						1st	+3.0
6/22	BAL	H-N	L, 10-7 (15)*	Wright Jr.-Moynlan-None	37,192	43-31	1st	+2.5
6/23	BAL	H-D	L, 7-5*	Bundy-Teheran-Britton	40,333	43-32	1st	+1.5
6/24	BAL	H-D	W, 7-3	McCarthy-Hess-None	33,794	44-32	1st	+2.5
6/25	CIN	H-N	W, 5-4 (11)*	Jackson-Floro-None	27,851	45-32	1st	+3.5
6/26	CIN	H-N	L, 5-3	Harvey-Sánchez-Iglesias	28,356	45-33	1st	+3.5
6/27	CIN	H-D	L, 6-5	Stephens-Freeman-Iglesias	30,207	45-34	1st	+2.5
6/28	OPEN DATE						1st	+2.0
6/29	at STL	R-N	W, 5-1	Teheran-Mikolas-Winkler	46,226	46-34	1st	+3.0
6/30	at STL	R-N	W, 11-4	Fried-Weaver-None	46,667	47-34	1st	+3.0
JUNE TOTALS				515,109 (34,340 average in 15 dates)		14-11		
7/1	at STL	R-D	W, 6-5	Foltynewicz-Gant-Minter	46,448	48-34	1st	+3.0
7/2	at NYY	R-N	W, 5-3 (11)	Biddle-Robertson-Minter	43,792	49-34	1st	+3.5
7/3	at NYY	R-N	L, 8-5	Cole-Newcomb-Chapman	45,448	49-35	1st	+2.5
7/4	at NYY	R-D	L, 6-2	Sabathia-Teheran-None	46,658	49-36	1st	+1.5
7/5	at MIL	R-N	L, 7-2	Chacin-Fried-Jennings	27,557	49-37	1st	+1.0
7/6	at MIL	R-N	L, 5-4	Peralta-Foltynewicz-Knebel	31,452	49-38	T1st	--
7/7	at MIL	R-D	W, 5-1	Sánchez-Wilkerson-None	38,813	50-38	T1st	--
7/8	at MIL	R-D	L, 10-3	Guerra-Newcomb-None	43,262	50-39	T1st	--
7/9	OPEN DATE						T1st	--
7/10	TOR	H-N	L, 6-2	Stroman-Minter-None	31,747	50-40	2nd	-1.0
7/11	TOR	H-N	W, 9-5	Foltynewicz-Gaviglio-None	27,839	51-40	T1st	--
7/12	OPEN DATE						2nd	-0.5
7/13	ARI	H-N	L, 2-1	Godley-Freeman-Boxberger	42,130	51-41	2nd	-1.5
7/14	ARI	H-D	L, 3-0	Greinke-Newcomb-Boxberger	40,862	51-42	2nd	-1.5
7/15	ARI	H-D	W, 5-1	Teheran-Corbin-None	27,323	52-42	2nd	-0.5
7/16	All-Star Break							
7/17	89th All-Star Game (Washington, D.C.)			American League 8, National League 6 (10)				
7/18	All-Star Break							
7/19	All-Star Break							
7/20	at WSH	R-N	W, 8-5	Sánchez-Strasburg-Minter	41,008	53-42	2nd	-0.5
7/21	at WSH	R-N		PPD - Rain (Rescheduled as split DH on 8/7)		2nd	-0.5	
7/22	at WSH	R-D	L, 6-2*	Scherzer-Foltynewicz-Herrera	39,063	53-43	2nd	-1.0
7/23	at MIA	R-N	W, 12-1	Newcomb-Ureña-None	8,259	54-43	T1st	--
7/24	at MIA	R-D	L, 9-3	Chen-Teheran-None	21,673	54-44	2nd	-1.0
7/25	OPEN DATE						2nd	-1.5
7/26	LAD	H-N	L, 8-2	Hill-Sánchez-None	40,706	54-45	2nd	-2.5
7/27	LAD	H-N	L, 4-1	Kershaw-Foltynewicz-Jansen	41,647	54-46	2nd	-2.5
7/28	LAD	H-N	L, 5-1	Wood-Fried-None	41,758	54-47	2nd	-2.5
7/29	LAD	H-D	W, 4-1	Newcomb-Stripling-None	40,303	55-47	2nd	-1.5
7/30	MIA	H-N	W, 5-3	Teheran-Chen-Minter	21,230	56-47	2nd	-0.5
7/31	MIA	H-N	W, 11-6*	Allard-Straily-None	18,627	57-47	2nd	-0.5
JULY TOTALS				374,172 (34,015 average in 11 dates)		10-13		

2018 BRAVES DAY-BY-DAY

Date	Opp.	H/R D/N	Time/ Result	Winner-Loser-Save	Attendance	W-L	Position	GA GB
8/1	MIA	H-N		PPD - Rain (Rescheduled a split DH on 8/13)		2nd	-0.5	
8/2	at NYM	R-N	W, 4-2	Foltynewicz-Vargas-Minter	24,525	58-47	2nd	-0.5
8/3	at NYM	R-N	W, 2-1	Sánchez-deGrom-Minter	25,101	59-47	2nd	-0.5
8/4	at NYM	R-N	L, 3-0	Wheeler-Gausman-Gsellman	36,949	59-48	2nd	-1.5
8/5	at NYM	R-D	W, 5-4 (10)	Minter-Bashlor-Biddle	27,134	60-48	2nd	-1.5
8/6	OPEN DATE							
8/7	at WSH	R-D	L, 8-3	Rodriguez-Allard-None	26,965	60-49	2nd	-1.5
	at WSH	R-N	W, 3-1	Biddle-Herrera-Minter	28,970	61-49	2nd	-1.5
8/8	at WSH	R-N	W, 8-3	Foltynewicz-Milone-None	30,203	62-49	2nd	-0.5
8/9	at WSH	R-D	L, 6-3	Gonzalez-Parsons-None	28,347	62-50	2nd	-1.0
8/10	MIL	H-N	W, 10-1	Gausman-Peralta-None	36,519	63-50	1st	--
8/11	MIL	H-N	L, 4-2	Burnes-Biddle-Hader	40,297	63-51	2nd	-1.0
8/12	MIL	H-D	W, 8-7	Venters-Jennings-Minter	25,360	64-51	1st	--
8/13	MIA	H-D	W, 9-1	Toussaint-López-None	16,049	65-51	1st	+0.5
	MIA	H-N	W, 6-1	Foltynewicz-Gonzalez-None	18,186	66-51	1st	+1.0
8/14	MIA	H-N	W, 10-6	Biddle-Conley-None	19,409	67-51	1st	+2.0
8/15	MIA	H-N	W, 5-2	Gausman-Garcia-Minter	19,045	68-51	1st	+2.0
8/16	COL	H-N	L, 5-3	Oh-Brach-Davis	23,428	68-52	1st	+1.5
8/17	COL	H-N	L, 11-5	Freeland-Newcomb-None	28,964	68-53	1st	+0.5
8/18	COL	H-N	L, 5-3 (10)	Ottavino-Jackson-Davis	42,143	68-54	1st	+0.5
8/19	COL	H-D	L, 4-2	Márquez-Sánchez-Davis	33,942	68-55	1st	+0.5
8/20	at PIT	R-N	W, 1-0	Wilson-Archer-Winkler	16,445	69-55	1st	+1.0
8/21	at PIT	R-N	W, 6-1*	Gausman-Nova-None	13,280	70-55	1st	+2.0
8/22	at PIT	R-N	W, 2-1	Teheran-Crick-Venters	14,249	71-55	1st	+3.0
8/23	at MIA	R-N	W, 5-0	Newcomb-Hernandez-None	6,587	72-55	1st	+3.0
8/24	at MIA	R-N	L, 1-0	Straily-Foltynewicz-Conley	7,792	72-56	1st	+3.0
8/25	at MIA	R-N	L, 3-1	Chen-Sánchez-Steckenrider	7,823	72-57	1st	+3.0
8/26	at MIA	R-D	W, 4-0	Gausman-López-None	12,770	73-57	1st	+3.0
8/27	OPEN DATE							
8/28	TB	H-N	W, 9-5	Brach-Roe-None	21,216	74-57	1st	+4.5
8/29	TB	H-N	L, 8-5*	Beeks-Newcomb-Alvarado	20,876	74-58	1st	+3.5
8/30	CHI	H-N	L, 5-4	Kintzler-Foltynewicz-Strop	37,603	74-59	1st	+3.0
8/31	PIT	H-N	L, 3-2	Tailon-Brach-Vázquez	36,650	74-60	1st	+2.0
AUGUST TOTALS				419,687 (27,979 average in 15 dates)		17-13		
9/1	PIT	H-N	W, 5-3	Venters-Kela-Minter	33,705	75-60	1st	+3.0
9/2	PIT	H-N	W, 5-1	Venters-Brault-None	37,475	76-60	1st	+4.0
9/3	BOS	H-D	L, 8-2	Workman-Toussaint-None	40,394	76-61	1st	+4.0
9/4	BOS	H-N	L, 5-1	Porcello-Newcomb-None	35,333	76-62	1st	+3.0
9/5	BOS	H-D	L, 9-8	Workman-Minter-Kimbrel	28,386	76-63	1st	+3.0
9/6	at ARI	R-N	W, 7-6 (10)	Biddle-Boxberger-Brach	21,903	77-63	1st	+3.5
9/7	at ARI	R-N	L, 5-3	Corbin-Gausman-Boxberger	31,308	77-64	1st	+2.5
9/8	at ARI	R-N	W, 5-4 (10)	Sobotka-Chafin-Minter	40,482	78-64	1st	+3.5
9/9	at ARI	R-D	W, 9-5	Freeman-Boxberger-None	28,339	79-64	1st	+4.5
9/10	at SF	R-N	W, 4-1	Newcomb-Rodriguez-Minter	35,996	80-64	1st	+5.0
9/11	at SF	R-N	W, 4-1	FOLTYNEWICZ-Suarez-None	35,285	81-64	1st	+6.5
9/12	at SF	R-D	W, 2-1	Winkler-Smith-Venters	38,156	82-64	1st	+7.5
9/13	OPEN DATE							
9/14	WSH	H-N	W, 10-5	Gausman-Scherzer-None	39,268	83-64	1st	+7.5
9/15	WSH	H-D	L, 7-1	Rodriguez-Teheran-None	36,050	83-65	1st	+6.5
9/16	WSH	H-D	L, 6-4	Roark-Newcomb-Doolittle	33,403	83-66	1st	+6.5
9/17	STL	H-N	L, 11-6	Mikolas-Foltynewicz-None	24,304	83-67	1st	+6.5
9/18	STL	H-N	L, 8-1	Gomber-Sánchez-None	23,083	83-68	1st	+5.5
9/19	STL	H-D	W, 7-3	Toussaint-Flaherty-None	25,195	84-68	1st	+5.5
9/20	PHI	H-N	W, 8-3	Biddle-Hunter-None	27,474	85-68	1st	+6.5
9/21	PHI	H-N	W, 6-5	Venters-Neshek-Minter	34,370	86-68	1st	+7.5
9/22	PHI	H-D	W, 5-3!	Foltynewicz-Arrieta-Vizcaino	35,616	87-68	1st	+8.5
9/23	PHI	H-D	W, 2-1	Sánchez-Nola-Carle	34,214	88-68	1st	+9.5
9/24	OPEN DATE							
9/25	at NYM	R-N	W, 7-3*	Winkler-Gsellman-None	21,943	89-68	1st	+9.5
9/26	at NYM	R-N	L, 3-0	deGrom-Jackson-Lugo	23,205	89-69	1st	+8.5
9/27	at NYM	R-N	L, 4-1	Vargas-Teheran-Gsellman	24,824	89-70	1st	+8.0
9/28	at PHI	R-N	W, 10-2	Foltynewicz-Eickhoff-None	24,306	90-70	1st	+9.0
9/29	at PHI	R-N	L, 3-0	Nola-Venters-Dominguez	30,886	90-71	1st	+8.0
9/30	at PHI	R-D	L, 3-1	Hunter-Gausman-Dominguez	34,202	90-72	1st	+8.0
SEPTEMBER TOTALS				488,270 (32,551 average in 15 dates)		16-12		
SEASON TOTALS				2,555,782 (31,553 in 81 dates)		90-72		

*Weather Delay (14 total); Home sellouts in BOLD (16 total); 14 extra-inning games

2018 BRAVES FINAL STATISTICS

BATTING

Batter	AVG	G	AB	R	H	TB	2B	3B	HR	RBI	SH	SF	HP	BB	IBB	SO	SB	CS	DP	E
Acuna,R	.293	111	433	78	127	239	26	4	26	64	0	3	6	45	2	123	16	5	4	5
Adams,L	.240	26	25	10	6	13	1	0	2	6	0	0	0	4	0	8	1	0	1	0
Albies,O	.261	158	639	105	167	289	40	5	24	72	1	3	5	36	0	116	14	3	9	10
Allard,K	1 .000	3	1	1	1	1	0	0	0	0	2	0	0	0	0	0	0	0	0	0
Biddle,J	.500	60	2	0	1	2	1	0	0	1	0	0	0	0	0	0	0	0	0	2
Camargo,J	.272	134	464	63	126	212	27	1	19	76	0	3	6	51	4	108	1	1	13	13
Carle,S	.000	53	4	0	0	0	0	0	0	0	1	0	0	0	0	4	0	0	0	1
Culberson,C	.270	113	296	47	80	138	18	2	12	45	0	1	4	21	5	85	4	2	5	5
Duda,L	.222	20	18	1	4	9	2	0	1	2	0	0	0	4	0	7	0	0	1	0
AL	.242	87	310	34	75	128	12	1	13	48	0	3	8	24	2	95	1	0	4	3
Duvall,A #	.195	138	384	48	75	140	20	0	15	61	0	1	5	37	3	117	2	2	9	2
ATL	.132	33	53	8	7	8	1	0	0	0	0	0	1	3	0	17	0	0	1	0
Flaherty,R	.217	81	161	17	35	47	6	0	2	13	1	1	1	18	4	41	4	2	5	2
Flowers,T	.227	82	251	34	57	90	9	0	8	30	0	1	9	35	0	76	0	0	6	1
Foltynewic,M	.052	31	58	3	3	4	1	0	0	4	8	0	0	0	0	41	0	0	0	1
Freeman,F	.309	162	618	94	191	312	44	4	23	98	0	6	7	76	12	132	10	3	11	7
Freeman,S	.000	63	1	0	0	0	0	0	0	0	0	0	0	0	0	1	0	0	0	0
Fried,M	.125	14	8	1	1	1	0	0	0	0	0	0	0	0	0	3	0	0	0	0
Gausman,K	.053	11	19	0	1	1	0	0	0	0	0	0	0	4	0	9	0	0	0	1
AL	.000	21	2	0	0	0	0	0	0	0	0	0	0	0	0	2	0	0	0	0
Gohara,L	.000	9	2	0	0	0	0	0	0	0	0	0	0	0	0	2	0	0	0	0
Inciarte,E	.265	156	597	83	158	227	27	6	10	61	4	4	6	49	1	86	28	14	6	5
Jackson,L	.000	35	1	1	0	0	0	0	0	0	1	0	0	1	0	0	0	0	1	1
Markakis,N	.297	162	623	78	185	274	43	2	14	93	0	9	1	72	10	80	1	1	18	2
McCarthy,B	.103	15	29	1	3	5	2	0	0	2	2	0	0	0	0	19	0	0	0	1
Newcomb,S	.044	31	45	3	2	3	1	0	0	1	7	0	0	1	0	32	0	0	0	1
Reed,M	.286	7	7	1	2	2	0	0	0	0	0	0	0	0	0	3	0	0	0	0
Rivera,R	.000	3	4	0	0	0	0	0	0	0	0	0	0	0	0	3	0	0	0	0
AL	.244	30	82	8	20	36	4	0	4	11	0	0	1	4	0	32	0	0	3	1
Ruiz,R	.083	14	12	1	1	1	0	0	0	0	0	0	1	2	0	5	0	0	0	0
Sanchez,A	.024	25	41	0	1	1	0	0	0	0	2	0	0	1	0	25	0	0	2	2
Sobotka,C	.000	14	1	0	1	1	0	0	0	0	0	0	0	0	0	0	0	0	0	0
Soroka,M	.125	5	8	0	1	1	0	0	0	0	0	0	0	0	0	1	0	0	0	0
Suzuki,K	.271	105	347	45	94	154	24	0	12	50	0	6	13	22	0	43	0	0	6	5
Swanson,D	.238	136	478	51	114	189	25	4	14	59	6	3	2	44	15	122	10	4	5	10
Teheran,J	.175	31	40	2	7	10	0	0	1	4	12	1	0	1	0	8	0	0	0	0
Toussaint,T	.100	8	10	1	1	1	0	0	0	0	0	0	0	0	0	5	0	0	0	0
Tucker,P	.229	97	166	19	38	67	11	0	6	27	0	1	4	13	0	43	0	0	2	0
ATL	.240	80	129	15	31	53	10	0	4	22	0	1	3	9	0	34	0	0	2	0
Wilson,B	.000	3	2	0	0	0	0	0	0	0	0	0	0	0	0	0	0	0	0	0
Winkler,D	.000	69	1	0	0	0	0	0	0	0	0	0	0	0	0	0	0	0	0	1
ATLANTA	.257	162	5582	759	1433	2330	314	29	175	717	49	43	66	511	53	1290	90	36	99	80
OPPONENTS	.229	162	5393	657	1236	1995	248	26	153	635	39	35	52	635	43	1423	102	28	113	111

PITCHING

Pitcher	W-L	ERA	G	GS	CG	GF	SHO	SV	IP	H	R	ER	HR	HB	BB	IBB	SO	WP	BK	OPP AVG	
Allard,K	1-1	12.38	3	1	0	0	0	0	8.0	19	12	11	3	1	4	0	3	0	1	.463	
Biddle,J	6-1	3.11	60	0	0	14	0	1	63.2	50	26	22	6	3	31	5	67	2	0	.218	
Brach,B	1-2	1.52	27	0	0	8	0	1	23.2	22	8	4	1	1	9	1	22	2	1	.237	
AL	1-2	4.85	42	0	0	24	0	11	39.0	50	24	21	4	0	19	1	38	1	0	.303	
Carle,S	4-1	2.86	53	0	0	8	0	1	63.0	50	22	20	2	1	27	7	43	2	0	.221	
Culberson,C	0-0	9.00	1	0	0	1	0	0	1.0	2	1	1	0	0	0	0	0	0	0	.400	
Foltynewicz,M	13-10	2.85	31	31	2	0	1	0	183.0	130	65	58	17	6	68	3	202	7	2	.195	
Freeman,S	3-5	4.29	63	0	0	4	0	0	50.1	41	26	24	3	2	32	2	58	4	0	.229	
Fried,M	1-4	2.94	14	5	0	5	0	0	33.2	26	12	11	3	2	20	0	44	2	0	.224	
Gausman,K	5-3	2.87	10	10	0	0	0	0	59.2	50	23	19	5	2	18	1	44	0	0	.227	
AL	5-8	4.43	21	21	0	0	0	0	124.0	139	62	61	21	5	32	0	104	6	0	.281	
Gohara,L	0-1	5.95	9	1	0	3	0	1	19.2	16	13	13	3	0	8	0	18	0	0	.222	
Jackson,L	1-2	4.43	35	0	0	11	0	1	40.2	41	22	20	3	2	21	3	46	6	1	.259	
McCarthy,B	6-3	4.92	15	15	0	0	0	0	78.2	94	45	43	15	0	21	0	65	2	0	.300	
Minter,A	4-3	3.23	65	0	0	31	0	15	61.1	57	23	22	3	2	22	1	69	5	0	.244	
Moylan,P	0-1	4.45	39	0	0	6	0	0	28.1	32	14	14	4	2	18	3	23	3	0	.299	
Newcomb,S	12-9	3.90	31	30	0	0	0	0	164.0	137	74	71	18	1	81	1	160	4	0	.226	
Ramirez,J	0-2	17.05	7	0	0	1	0	0	6.1	9	12	12	0	2	8	2	7	0	0	.321	
Sanchez,A	7-6	2.83	25	24	0	0	0	0	136.2	106	48	43	15	4	42	0	135	4	0	.213	
Sobotka,C	1-0	1.88	14	0	0	5	0	0	14.1	5	3	3	2	0	9	2	21	3	0	.104	
Soroka,M	2-1	3.51	5	5	0	0	0	0	25.2	30	14	10	1	0	7	0	21	2	0	.288	
Teheran,J	9-9	3.94	31	31	0	0	0	0	175.2	122	80	77	26	9	84	3	162	2	3	.196	
Toussaint,T	2-1	4.03	7	5	0	1	0	0	29.0	18	13	13	1	2	21	1	32	1	0	.182	
Venters,J	4-1	3.54	28	0	0	4	0	2	20.1	15	9	8	0	1	10	2	16	3	0	.205	
AL	1-1	3.86	22	1	0	6	0	1	14.0	11	6	6	1	0	6	1	11	0	0	.212	
Vizcaino,A	2-2	2.11	39	0	0	31	0	16	38.1	30	9	9	4	2	15	1	40	4	0	.213	
Wilson,B	1-0	6.43	3	1	0	2	0	0	7.0	8	5	5	0	0	6	2	6	0	0	.308	
Winkler,D	4-0	3.43	69	0	0	11	0	2	60.1	52	27	23	3	5	20	1	69	2	0	.228	
Wright,K	0-0	4.50	4	0	0	1	0	0	6.0	4	3	3	2	0	6	0	5	0	0	.182	
ATLANTA	90-72	3.75	162	162	2	160	11	40	1456.2	1236	657	60	7	153	52	635	43	1423	61	8	.229
OPPONENTS	72-90	4.35	162	162	1	161	9	41	1449.2	1433	759	70	0	175	66	511	53	1290	51	3	.257

2018-19 BRAVES TRANSACTIONS

2018 TRANSACTIONS

February 13: Opened major league spring training camp with 61 players.

February 14: Agreed to terms with C Chris Stewart on a one-year major league contract for the 2018 season... Transferred LHP Grant Dayton to the 60-day disabled list.

February 19: Agreed to terms with RHP Peter Moylan on a one-year, non-guaranteed major league contract for the 2018 season... Designated RHP Mauricio Cabrera for assignment.

February 20: Outrighted RHP Mauricio Cabrera to Triple-A Gwinnett.

March 1: Reassigned C William Contreras to minor league camp.

March 3: Reassigned RHP Mauricio Cabrera to minor league camp.

March 4: Optioned RHP Jason Hursh to Triple-A Gwinnett... Optioned RHP Akeel Morris to Triple-A Gwinnett... Reassigned RHP Kyle Wright to minor league camp.

March 5: Acquired INF Ryan Schimpf from the Tampa Bay Rays in exchange for cash considerations or a player to be named later... Outrighted RHP Josh Ravin to Triple-A Gwinnett.

March 9: Optioned LHP Jessie Biddle to Triple-A Gwinnett... Optioned LHP Adam McCreery to Double-A Mississippi... Optioned LHP Ricardo Sánchez to Double-A Mississippi... Reassigned LHP Kolby Allard, LHP Phil Pfeifer, RHP Mike Soroka, C Tyler Marlette, C Kade Scivicque, INF Ray-Patrick Diddler and OF Cristian Pache to minor league camp.

March 13: Reassigned RHP Luke Jackson, C Alex Jackson and INF Austin Riley to minor league camp.

March 14: Agreed to terms with OF Ezequiel Carrera on a minor-league contract with an invitation to major league spring training.

March 16: Agreed to terms with RHP Anibal Sánchez on a minor-league contract with an invitation to major league spring training... Optioned LHP Max Fried to Triple-A Gwinnett.

March 19: Optioned INF Ryan Schimpf to Triple-A Gwinnett... Reassigned RHPs Josh Graham and Miguel Socolovich, C Jeff Brantly, INF Christian Colón and OFs Ronald Acuna Jr., Jaff Decker and Dustin Peterson to minor league camp.

March 20: Returned 2017 Rule 5 Draft selection Anyelo Gómez to the New York Yankees.

March 21: Reassigned RHP Josh Ravin to minor league camp.

March 24: Optioned RHP Lucas Sims, RHP Matt Wisler, and RHP Aaron Blair to Triple-A Gwinnett... Released LHP Scott Kazmir.

March 25: Agreed to terms with OF Peter Bourjos and INF/OF Ryan Flaherty to one-year major league contracts for the 2018 season.

March 28: Optioned INF Rio Ruiz to Triple-A Gwinnett... Reassigned RHP Anibal Sánchez, INF Sean Kazmar Jr. and OFs Ezequiel Carrera and Danny Santana to minor league camp.

March 29: Placed INF Johan Camargo (right oblique muscle strain), LHP Luiz Gohara (left ankle sprain), LHP Jacob Lindgren (left elbow surgery) and RHP Chase Whitley (right heel infection) on the 10-day disabled list, retroactive to March 26.

March 30: Placed C Tyler Flowers on the 10-day disabled list with a left oblique muscle strain... Transferred LHP Jacob Lindgren (left elbow surgery) to the 60-day disabled list... Selected the contract of RHP Miguel Socolovich from Triple-A Gwinnett.

March 31: Selected the contract of RHP Josh Ravin from Triple-A Gwinnett... Optioned LHP Rex Brothers to Triple-A Gwinnett... Designated RHP Akeel Morris for assignment... Acquired C Carlos Pérez from the Los Angeles Angels in exchange for INF Ryan Schimpf.

April 2: Added C Carlos Pérez to the active roster... Selected the contract of RHP Anibal Sánchez from Triple-A Gwinnett... Designated RHP Miguel Socolovich for assignment... Placed RHP Josh Ravin on the 10-day disabled list with a viral infection.

April 3: Traded RHP Akeel Morris to Los Angeles (AL) for a player to be named later or cash considerations.

April 4: Selected the contract of RHP Luke Jackson from Triple-A Gwinnett... Designated C Chris Stewart for assignment.

April 5: Outrighted RHP Miguel Socolovich to Triple-A Gwinnett.

April 6: Outrighted C Chris Stewart to Triple-A Gwinnett.

April 15: Recalled RHP Lucas Sims from Triple-A Gwinnett... Designated RHP Luke Jackson for assignment.

April 17: Returned RHP Chase Whitley from his rehabilitation assignment to Triple-A Gwinnett, reinstated him from the 10-day disabled list and optioned him to Triple-A Gwinnett.

April 18: Placed RHP José Ramírez (right shoulder inflammation) and RHP Anibal Sánchez (right hamstring strain) on the 10-day disabled list... Recalled LHP Jesse Biddle from Triple-A Gwinnett... Returned INF Johan Camargo from his rehabilitation assignment with Triple-A Gwinnett and reinstated him from the 10-day disabled list... Signed INF José Bautista to a minor-league contract... Outrighted RHP Luke Jackson to Triple-A Gwinnett.

April 19: Recalled RHP Matt Wisler from Triple-A Gwinnett... Designated OF Lane Adams for assignment.

April 20: Returned RHP Josh Ravin from his rehabilitation assignment with Triple-A Gwinnett and reinstated him from the 10-day disabled list... Optioned RHP Lucas Sims to Triple-A Gwinnett.

April 21: Selected the contract of RHP Miguel Socolovich from Triple-A Gwinnett... Designated RHP Josh Ravin for assignment.

April 24: Recalled LHP Max Fried from Triple-A Gwinnett... Designated RHP Miguel Socolovich for assignment.

April 25: Selected the contract of OF Ronald Acuña Jr. from Triple-A Gwinnett... Designated OF Peter Bourjos for assignment... Outrighted LHP Rex Brothers, RHP Josh Ravin and OF Lane Adams to Triple-A Gwinnett.

April 26: Outrighted RHP Miguel Socolovich to Triple-A Gwinnett.

April 27: Recalled RHP Chase Whitley from Triple-A Gwinnett... Returned C Tyler Flowers from his rehabilitation assignment to Double-A Mississippi and reinstated him from the 10-day disabled list... Optioned RHP Matt Wisler to Triple-A Gwinnett... Designated C Carlos Pérez for assignment... Postgame, returned LHP Luiz Gohara from his rehabilitation assignment to Triple-A Gwinnett, reinstated him from the 10-day disabled list and optioned him to Triple-A Gwinnett.

April 29: Released OF Peter Bourjos.

April 30: Optioned RHP Chase Whitley to Triple-A Gwinnett

May 1: Selected the contract of RHP Mike Soroka from Triple-A Gwinnett...Signed OF Peter Bourjos to a minor-league contract and assigned him to Triple-A Gwinnett.

May 3: Claimed INF Phil Gosselin off waivers from the Cincinnati Reds and optioned him to Triple-A Gwinnett.

May 4: Selected the contract of INF José Bautista from Triple-A Gwinnett...Optioned OF Preston Tucker to Triple-A Gwinnett...Placed INF Dansby Swanson on the 10-day disabled list (left wrist inflammation)...Recalled OF Preston Tucker from Triple-A Gwinnett.

May 5: Recalled RHP Lucas Sims from Triple-A Gwinnett...Optioned LHP Max Fried to Triple-A Gwinnett.

May 6: Selected the contract of RHP Luke Jackson...Optioned RHP Lucas Sims to Triple-A Gwinnett.

May 8: Recalled LHP Luiz Gohara from Triple-A Gwinnett...Outrighted RHP Luke Jackson to Triple-A Gwinnett.

May 15: Claimed LHP Chad Bell off waivers from the Detroit Tigers and optioned him to Triple-A Gwinnett.

May 17: Placed RHP Mike Soroka on the 10-day disabled list (right shoulder strain), retroactive to May 14...Recalled LHP Max Fried from Triple-A Gwinnett...INF Dansby Swanson began a rehabilitation assignment with Single-A Rome.

May 18: Recalled RHP Matt Wisler from Triple-A Gwinnett...Optioned LHP Max Fried to Triple-A Gwinnett.

May 19: Returned INF Dansby Swanson from his rehabilitation assignment to Single-A Rome and reinstated him from the 10-day disabled list...Optioned RHP Matt Wisler to Triple-A Gwinnett.

May 20: Recalled RHP Lucas Sims from Triple-A Gwinnett...Granted INF José Bautista his release.

May 25: Placed LHP Luiz Gohara on the Bereavement/Family Medical Emergency List...Recalled RHP Matt Wisler from Triple-A Gwinnett.

May 28: Added LHP Max Fried as the 26th man (doubleheader) from Triple-A Gwinnett...Placed OF Ronald Acuña Jr. on the 10-day disabled list (left knee mild ACL sprain, left knee contusion, lower back contusion)...Selected the contract of OF Dustin Peterson from Triple-A Gwinnett...Returned LHP Max Fried to Triple-A Gwinnett following the doubleheader.

May 29: Returned RHP Aníbal Sánchez from his rehabilitation assignment to Triple-A Gwinnett and reinstated him from the 10-day disabled list...Optioned RHP Lucas Sims to Triple-A Gwinnett.

May 30: Selected the contract of RHP Miguel Socolovich from Triple-A Gwinnett...Optioned RHP Matt Wisler to Triple-A Gwinnett.

May 31: Selected the contract of OF Peter Bourjos from Triple-A Gwinnett...Optioned OF Dustin Peterson to Triple-A Gwinnett...Released RHP Aaron Blair.

June 1: Reinstated LHP Luiz Gohara from the Bereavement/Family Medical Emergency List...Placed LHP Luiz Gohara on the Restricted List...RHP Mike Soroka began a rehabilitation assignment to Single-A Rome.

June 3: Reinstated LHP Luiz Gohara from the Restricted List...Outrighted RHP Miguel Socolovich to Triple-A Gwinnett.

June 5: Selected the contract of RHP Luke Jackson from Triple-A Gwinnett...Placed RHP Julio Teheran on the 10-day disabled list (right thumb contusion)...Transferred the rehabilitation assignment of RHP Mike Soroka to Triple-A Gwinnett.

June 13: Returned RHP Mike Soroka from his rehabilitation assignment to Triple-A Gwinnett and reinstated him from the 10-day disabled list...Designated RHP Luke Jackson for assignment.

June 14: Outrighted RHP Luke Jackson to Triple-A Gwinnett.

June 15: RHP Luke Jackson elected free agency.

June 16: Reinstated RHP Julio Teheran from the 10-day disabled list...Placed RHP Mike Foltyniewicz on the 10-day disabled list (right triceps tightness)...Optioned LHP Luiz Gohara to Triple-A Gwinnett postgame.

June 17: Signed RHP Luke Jackson to a major league contract.

June 22: Selected the contract of OF Danny Santana...Placed RHP Mike Soroka on the 10-day disabled list (right shoulder inflammation), retroactive to June 20...Transferred RHP José Ramírez to the 60-day disabled list...OF Ronald Acuña Jr. began a rehabilitation assignment with Triple-A Gwinnett.

June 23: Recalled RHP Lucas Sims from Triple-A Gwinnett...Optioned OF Preston Tucker to Triple-A Gwinnett.

June 24: Selected the contract of RHP Evan Phillips from Triple-A Gwinnett...Placed RHP Arodys Vizcaino on the 10-day disabled list (right shoulder inflammation), retroactive to June 21...Designated INF Phil Gosselin for assignment.

June 25: Reinstated RHP Mike Foltyniewicz from the 10-day disabled list...Optioned RHP Evan Phillips to Triple-A Gwinnett...Optioned RHP Lucas Sims to Triple-A Gwinnett postgame

June 26: Recalled RHP Matt Wisler from Triple-A Gwinnett...Outrighted INF Phil Gosselin to Triple-A Gwinnett

June 27: Selected the contract of RHP Wes Parsons from Triple-A Gwinnett...Optioned RHP Matt Wisler to Triple-A Gwinnett...Transferred RHP Mike Soroka to the 60-day disabled list.

June 28: Returned OF Ronald Acuña Jr from his rehabilitation assignment to Triple-A Gwinnett and reinstated him from the 10-day disabled list...Placed RHP Brandon McCarthy on the 10-day disabled list (right knee tendinitis)...Recalled RHP Matt Wisler from Triple-A Gwinnett...Optioned RHP Wes Parsons to Triple-A Gwinnett.

June 30: Recalled LHP Max Fried from Triple-A Gwinnett...Designated OF Peter Bourjos for assignment.

July 2: Selected the contract of OF Michael Reed from Triple-A Gwinnett...Optioned RHP Matt Wisler to Triple-A Gwinnett...Placed RHP Peter Moylan on the 10-day disabled list (right forearm strain)...Recalled RHP Evan Phillips from Triple-A Gwinnett.

July 3: Reinstated RHP Arodys Vizcaino from the 10-day disabled list...Optioned OF Michael Reed to Triple-A Gwinnett.

July 4: Recalled LHP Luiz Gohara from Triple-A Gwinnett...Optioned RHP Evan Phillips to Triple-A Gwinnett.

July 6: Placed LHP Max Fried on the 10-day disabled list (left middle finger blister)...Recalled RHP Evan Phillips from Triple-A Gwinnett.

July 11: Optioned LHP Luiz Gohara postgame.

July 13: Recalled OF Preston Tucker from Triple-A Gwinnett.

July 18: LHP Max Fried began a rehabilitation assignment to Triple-A Gwinnett.

July 19: Recalled OF Michael Reed from Triple-A Gwinnett...Designated OF Danny Santana for assignment

July 22: Outrighted OF Danny Santana to Triple-A Gwinnett.

July 23: Transferred LHP Max Fried's rehabilitation assignment to Double-A Mississippi.

July 26: Acquired LHP Jonny Venters from the Tampa Bay Rays in exchange for an international signing slot.

July 27: LHP Jonny Venters reported to Atlanta and was added to the 25-man roster...Optioned RHP Evan Phillips to Triple-A Gwinnett.

July 28: Returned LHP Max Fried from his rehabilitation assignment to Double-A Mississippi and reinstated him from the 10-day disabled list...Optioned OF Preston Tucker to Triple-A Gwinnett.

July 29: Acquired RHP Brad Brach from the Baltimore Orioles in exchange for an international signing slot...Transferred RHP Brandon McCarthy to the 60-day disabled list.

July 30: RHP Brad Brach reported to Atlanta and was added to the 25-man roster...Placed LHP Sam Freeman on the 10-day disabled list (left shoulder inflammation), dated to July 29...Acquired OF Adam Duvall from the Cincinnati Reds in exchange for RHP Lucas Sims, RHP Matt Wisler and OF Preston Tucker.

July 31: OF Adam Duvall reported to Atlanta and was added to the 25-man roster...Selected the contract of LHP Kolby Allard from Triple-A Gwinnett...Optioned OF Michael Reed to Triple-A Gwinnett...Placed RHP Peter Moylan on the 10-day disabled list (right forearm strain), dated to July 29...Optioned LHP Kolby Allard to Triple-A Gwinnett postgame.

August 1: Recalled RHP Wes Parsons from Triple-A Gwinnett...Optioned RHP Wes Parsons to Triple-A Gwinnett postgame.

August 2: RHP Kevin Gausman reported to Atlanta and was added to the 25-man roster.

August 7: Added LHP Kolby Allard as the 26th man (doubleheader) from Triple-A Gwinnett...Placed LHP Max Fried on the 10-day disabled list (left groin strain)...Placed RHP Shane Carle on the 10-day disabled list (right shoulder inflammation)...Recalled LHP Adam McCreery from Triple-A Gwinnett...Recalled RHP Wes Parsons from Triple-A Gwinnett...Returned LHP Kolby Allard to Triple-A Gwinnett postgame.

August 9: Optioned RHP Wes Parsons to Triple-A Gwinnett postgame...Optioned LHP Wes Parsons to Triple-A Gwinnett postgame.

August 10: Recalled LHP Chad Bell from Triple-A Gwinnett...Selected the contract of RHP Chad Sobotka from Triple-A Gwinnett...Optioned LHP Chad Bell to Triple-A Gwinnett postgame.

August 11: Recalled LHP Kolby Allard from Triple-A Gwinnett

August 12: LHP Sam Freeman began a rehabilitation assignment with Single-A Rome.

August 13: Selected the contract of RHP Touki Toussaint from Triple-A Gwinnett...Optioned RHP Touki Toussaint to Triple-A Gwinnett...Added RHP Touki Toussaint as the 26th man (doubleheader) from Triple-A Gwinnett...Returned RHP Touki Toussaint to Triple-A Gwinnett postgame.

August 14: Transferred the rehabilitation assignment of LHP Sam Freeman from Single-A Rome to Triple-A Gwinnett.

August 17: LHP Max Fried began a rehabilitation assignment with Triple-A Gwinnett.

August 18: Outrighted RHP Chase Whitley off the 40-man roster...Optioned LHP Kolby Allard to Triple-A Gwinnett postgame.

August 19: Returned LHP Sam Freeman from his rehabilitation assignment and reinstated him from the 10-day disabled list.

August 20: Selected the contract of RHP Bryse Wilson from Triple-A Gwinnett...Designated INF Ryan Flaherty for assignment...Outrighted LHP Chad Bell to Triple-A Gwinnett...Optioned RHP Bryse Wilson to Triple-A Gwinnett postgame.

August 21: Recalled OF Michael Reed from Triple-A Gwinnett.

August 22: Selected the contract of C Chris Stewart from Triple-A Gwinnett...Optioned OF Michael Reed to Triple-A Gwinnett.

August 23: Outrighted INF Ryan Flaherty to Triple-A Gwinnett.

August 25: RHP Brandon McCarthy and RHP Peter Moylan began rehabilitation assignments with Triple-A Gwinnett.

August 26: Recalled INF Rio Ruiz from Triple-A Gwinnett...Designated C Chris Stewart for assignment.

August 27: Returned LHP Max Fried from his rehabilitation assignment to Triple Gwinnett and reinstated him from the 10-day disabled list...Optioned LHP Max Fried to Triple-A Gwinnett.

August 28: RHP Shane Carle began a rehabilitation assignment to Triple-A Gwinnett...Outrighted C Chris Stewart to Triple-A Gwinnett.

August 29: Assigned C René Rivera off waivers from the Los Angeles Angels...Recalled LHP Kolby Allard from Triple-A Gwinnett...Optioned RHP Chad Sobotka to Triple-A Gwinnett...Acquired INF Lucas Duda and cash from the Kansas City Royals in exchange for a player to be named later or cash considerations.

August 30: INF Lucas Duda reported to Atlanta and was added to the 25-man roster...Optioned INF Rio Ruiz to Triple-A Gwinnett...Returned RHP Peter Moylan from his rehabilitation assignment to Triple-A Gwinnett and transferred him to the 60-day disabled list following a reagravation of his right forearm strain.

September 1: Recalled RHP Touki Toussaint, RHP Bryse Wilson and OF Michael Reed from Triple-A Gwinnett...Selected the contracts of RHP Kyle Wright and OF Lane Adams from Triple-A Gwinnett...C René Rivera reported to Atlanta and was added to the 25-man roster...Returned RHP Shane Carle from his rehabilitation assignment to Triple-A Gwinnett and reinstated him from the 10-day disabled list...Transferred RHP Arodys Vizcaino to the 60-day disabled list.

September 2: Selected the contract of INF Ryan Flaherty from Triple-A Gwinnett...Placed OF Michael Reed on the 60-day disabled list (left low back strain)...Acquired OF Preston Tucker from the Cincinnati Reds in exchange for cash considerations.

September 3: OF Preston Tucker reported to Atlanta and was added to the active roster...RHP Arodys Vizcaino and RHP José Ramírez began rehabilitation assignments with Triple-A Gwinnett.

September 5: Transferred the rehabilitation assignments of RHP Arodys Vizcaino and RHP José Ramírez from Triple-A Gwinnett to Single-A Rome.

September 6: Recalled LHP Max Fried from Triple-A Gwinnett...OF Dustin Peterson was claimed off waivers by the Detroit Tigers.

September 8: Recalled RHP Chad Sobotka from Triple-A Gwinnett.

September 10: Recalled INF Rio Ruiz from Triple-A Gwinnett.

September 11: Returned RHP José Ramirez from his rehabilitation assignment to Single-A Rome.

September 14: Returned RHP Arodys Vizcaino from his rehabilitation assignment to Single-A Rome and reinstated him from the 10-day disabled list...Reinstated LHP Luiz Gohara from the 7-day minor league disabled list and recalled him to Atlanta...Placed LHP Luiz Gohara on the 60-day disabled list.

October 31: Outrighted OF Preston Tucker to Triple-A Gwinnett...Announced OF Michael Reed was claimed off waivers by Minnesota...Outrighted RHP José Ramirez to Triple-A Gwinnett...Acquired C Raffy Lopez from San Diego for cash considerations...Outrighted LHP Jacob Lindgren to Triple-A Gwinnett...Outrighted OF Lane Adams to Triple-A Gwinnett.

November 20: Selected the contracts of RHP Patrick Weigel, RHP Jacob Webb and C Alex Jackson from Triple-A Gwinnett and RHP Huascar Ynoa from Single-A Florida.

November 26: Designated LHP Ricardo Sánchez for assignment...Signed C Brian McCann to a one-year contract.

November 27: Designated LHP Adam McCreery for assignment...Signed INF Josh Donaldson to a one-year contract.

November 28: Traded LHP Ricardo Sánchez to the Seattle Mariners for cash...Traded LHP Adam McCreery to the Los Angeles Dodgers for cash.

December 10: Announced Rio Ruiz was claimed off waivers by the Baltimore Orioles.

2019 TRANSACTIONS

January 22: Signed OF Nick Markakis to a one-year contract.



2018 SEASON IN REVIEW

18 IN '18: The Braves clinched the 18th division title in franchise history this season, beating the Phillies, 5-3 on September 22 to win the National League East...The 18 division titles are tied for the most in major league history with New York (AL)...This season also marks the franchise's 24th postseason berth in the modern era and its first since 2013.

- A* The Braves won a major league-record 14 consecutive division titles from 1991-2005, with the first three coming as N.L. West champs before moving into the N.L. East in the strike-shortened 1994 season...They also won the West in 1969 and 1982, and the East in 2013.
- A* The Braves became the first National League team to clinch a playoff berth this season and the third division winner in baseball...Boston won the A.L. East, while Cleveland took the A.L. Central prior to the Braves.
- A* The Braves clinched the title on September 22, exactly five years to the day of their last division title in 2013...The Braves won the N.L. East that day after second-place Washington lost to Miami during the Braves' 5-2 win at Chicago.
- A* The Braves also clinched their division titles in 1996 and 1997 on September 22.

90 WINS: The Braves finished with a record of 90-72, the franchise's 18th 90-win season since Major League Baseball went to a 162-game schedule in 1962.

- A* The 18 total 90-win seasons since 1962 are tied for the second most in the National League with St. Louis and San Francisco...The Dodgers lead with 24 such seasons, including one this year.
- A* They became the first National League team to reach 90 wins in a season following three or more consecutive 90-loss seasons since the 1991 Braves.
- A* That 1991 club went 94-68 and reached the World Series after four consecutive 90-loss seasons.
- A* The Braves went 67-95 in 2015, 68-93 in 2016 and 72-90 last season.
- A* The Yankees have the most 90-win seasons in all of baseball with 28.
- A* The Braves were one of five teams in the National League to enter this year with no winning seasons since 2013...Cincinnati, Miami, Philadelphia and San Diego are the other four.

NEVER QUIT WITH SNIT: The Braves finished with a N.L.-high-tying 20 victories in their final at-bat this season after also leading the league in such victories the last two years...They had 20 last season and 19 in 2016.

- A* The Braves have collected 57 of those final at-bat wins since Brian Snitker was named interim manager on May 17, 2016...That total is the most in baseball since that date.
- A* From August 28 through September 9, all six of the Braves' wins came in their last at-bat, the team's longest such streak since another six-game run from July 20-July 28, 1995 and tied for the longest such stretch by a team in baseball this season...The Chicago White Sox also had a six-game run this season, July 28-August 10.
- A* The Braves had 36 comeback win this season, tied for the sixth most in the National League and eight off the lead of the Chicago Cubs. .

ROSTER: The Braves used 58 different players this season, two shy of the franchise record set in 2015 and matched in 2016 and nine more than the club employed last year.

- A* The Braves used 24 position players and 34 pitchers, with Nick Markakis and Freddie Freeman both appearing in all 162 games...This marked just the 10th and 11th time in franchise history that a player appeared in all 162 games, and the first time that two players accomplished the feat in the same season.
- A* Dale Murphy played 162 four times (1982-85), while Jeff Francoeur did it twice in 2006 and 2007...Felix Milán did it in 1969, while Andruw Jones accomplished the feat in 1999...Freeman was the last to play in 162, doing so in 2014.
- A* OF Felix Milán did in 1969, before OF Andruw Jones started 162 in 1999...OF Jeff Francoeur started every game in consecutive seasons, 2006 and 2007, before 1B Freddie Freeman accomplished the feat in 2014.
- A* The average age of the 37 players on the Braves' active roster for the final day of the season was 27, while the team's average age on the Opening Day roster was 29.

SNIT: Brian Snitker completed his 42nd season in the Braves organization in 2018, and his second full campaign as the Braves manager...Snitker took over on an interim basis on May 17, 2016, before being named Atlanta's manager on October 11, 2016...Snitker joined the organization as a non-drafted free agent in 1977.

- A* Snitker is 221-227 (.493) at the major league level.
- A* Snitker managed for 20 seasons in the minor leagues, compiling a 1,301-1,309 (.498) record, while five of his clubs advanced to postseason play...He was named Manager of the Year twice while in the minor leagues, winning the award in 1999 and 2000 with Single-A Myrtle Beach.
- A* Snitker is the sixth manager in franchise history to take the team to the postseason by his second full season...George Stallings was the first to do so, winning the World Series in 1914 with the Boston Braves in his second season as manager...Fred Taney won the 1957 World Series in his managerial debut, while Lum Harris led the team to a N.L. West title in 1969 in his second year as manager...In Joe Torre's first season in 1982, the club won the N.L. West, while the team played in the Wild Card game in Fredi Gonzalez's second season in 2012.

TRADE ACQUISITIONS: The Braves had six players on the active roster for the final game that the club aquired via trade during the season: RHP Brad Brach, 1B Lucas Duda, OF Adam Duvall, RHP Kevin Gausman, C René Rivera and LHP Jonny Venters.

SCORE FIRST: The Braves went 63-23 (.733) in games they scored first, the second-best record in the National League...Only Colorado (55-16;.775) was better.

CRITICAL STRETCH: Starting with a doubleheader at Washington, the Braves played 22 games in 20 days from August 7 through August 26, and they played 38 games in 37 days from August 7 through September 12...They went 13-9 (.591) over the first stretch and 22-16 (.579) over the total span.

- A* The Braves were in second place and one game behind Philadelphia entering play on August 7...After beating San Francisco on September 12, the Braves were in first place and led the Phillies by 7.5 games.

ALL-STARS: The Braves had four players named to the All-Star team, with 1B Freddie Freeman and OF Nick Markakis voted to start...RHP Mike Foltynewicz and 2B Ozzie Albies were selected as reserves.

- A* Freeman became the first Braves first baseman to start since Andres Galaragga in 2000... Only three other Braves first baseman started the game: Fred McGriff (1995, 1996), Hank Aaron (1973) and Joe Adcock (1960).
- A* Markakis was named to his first All-Star team this season after playing in 1,928 games... No other player in MLB history played more games prior to their first All-Star game...Ron Fairly held the previous record, playing in 1,866 games before being selected to the 1973 N.L. squad.
- A* The Braves had four All-Stars for the first time since 2012 (3B Chipper Jones, RHP Craig Kimbrel, 2B Dan Uggla, OF Michael Bourn)...Prior to this season, the last time the Braves had at least two starters in the game was 2003, when Javy Lopez and Gary Sheffield started a 7-6 loss at U.S. Cellular Field.

ON THE ROAD: The Braves finished 47-34 (.580) away from SunTrust Park this season, tied for the best road record in the National League.

- A* The 47 road wins are the most since the 2004 club also won 47 away from Turner Field.
- A* The 1993 club had the best road record in franchise history, going 53-28 (.654)...Only three other Braves clubs have won 50 road games in a season (1997, 51; 1957 & 1998, 50).

VS. N.L. EAST: The Braves went 49-27 (.645) against the National League East this season...The club finished with a +118 run differential against the division this season and went 14-5-4 in intradivision series play.

- A* Only Boston (.684) finished with a better intradivision record...Cleveland also went 49-27 (.645) inside their division.
- A* The Braves went 33-43 (.434) against their own division last season.
- A* Since moving to the N.L. East in 1994, the Braves most ever wins against the East was 51 in 2004...Their best record was 35-16 (.686) in 1999.
- A* The club's best ever intradivision record was 55-23 (.705) in 1993, their last in the N.L. West.
- A* The Braves did not have a winning intradivision record since 2014, when they went 40-36... Over the three previous seasons, the club went 103-124 (.454) against the N.L. East.

ONE-RUN GAMES: The Braves went 23-12 (.657) in one-run games this season, the best record in the National League and trailing only Oakland (.31-14, .688) for the major league lead...The Braves won their last five such games, including two in extra innings.

- A* The Braves went 19-24 (.442) in one-run games last season.

ODD WIN: The Braves beat the Brewers, 8-7, on August 12 despite getting outthit by 10, 19-9.

- A* The last time the Braves allowed at least 19 hits in a nine-inning game and won was July 26, 1964, when the club allowed 20 in a 15-10 win in game two of a doubleheader at New York...Over the last 110 seasons, there are only two other such wins in franchise history: April 18, 1929 and August 20, 1928.
- A* The Braves have been outthit by 10 and won a game one other time since at least 1913: May 26, 1959 in Milwaukee's 1-0 win over Pittsburgh...The Pirates' Harvey Haddix tossed 12 perfect innings before allowing one hit and one unearned run in the 13th inning to lose... The Braves' Lew Burdette allowed 12 hits over 13.0 shutout innings.

VS. N.L. WEST: The Braves went 6-1 on a seven-game road trip to Arizona and San Francisco, September 6-12, giving the Braves their most wins on a road trip that included multiple National League West teams since 2011, when they went 6-4 on a 10-game swing to Los Angeles, San Francisco and San Diego.

- A* The last time the Braves went 6-1 or better in consecutive road series against National League West teams was 2003, when they also went 6-1 at Los Angeles and San Diego.
- A* From the start of 2013 through the end of last season, the Braves went 25-59 (.298) in N.L. West ballparks...The club went 10-6 this season, their first winning record in West division parks since 2012, when they went 11-6.
- A* The Braves went 2-5 against each of the two playoff teams from the West, Colorado and Los Angeles.

YOUNGSTERS: The Braves used 18 rookies in 2018, and had four of the five youngest players in the majors this season (RHP Bryse Wilson, 20; OF Ronald Acuña Jr., 20; LHP Kolby Allard, 21; RHP Mike Soroka, 21)...Only Washington used a younger player this season (OF Juan Soto).

- A* Fifteen of the rookies were pitchers, while three were position players.
- A* Wilson, Soroka, and Allard all appeared in game prior to their 21st birthday, and this 2018 club became the first Braves team to use three different 20-year-old pitchers since the 1910 Boston Doves...Lefty Tyler, Billy Burke, and Chick Evans all pitched that season for the Doves, who went 53-100 and finished in last place.
- A* The last major league team to use three starters prior to their 21st birthday in a single season was the 1965 Kansas City Athletics...Catfish Hunter, Don Buschhorn, and Ron Tompkins all started that season for the Athletics, who went 59-103 and finished in last place.
- A* The last major league team to use three starters prior to their 21st birthday in a single season and make the playoffs was the 1913 Philadelphia Athletics, who won the World Series after using 20-year-old RHP Bullet Joe Bush, 19-year-old LHP Herb Pennock and 20-year-old RHP Charlie Boardman during a 96-win season.
- A* The last time the Braves had four 20-year-olds play in the same season was 1969, when OF Dusty Baker (three games), 1B Jim Breazeale (two games), C Bob Didier (114 games) and LHP Mike McQueen (one game) all appeared for the club.
- A* Of the eight youngest pitchers to start a game in the majors this season, five were Braves (Wilson, Allard, Soroka, LHP Luiz Gohara and RHP Touki Toussaint)...The Braves also became just the second team in the last 110 seasons to have four different starters win their MLB debut in the same season (Wilson, Allard, Soroka, Toussaint)...The 2009 Baltimore Orioles had five such pitchers.
- A* On May 1st in New York, the Braves had the three youngest players in the majors (2B Ozzie Albies, 21 years, 114 days; Ronald Acuña Jr., 20 years, 134 days; and RHP Mike Soroka, 20 years, 270 days) in the starting lineup...That marked the first time an MLB team had three players as young or younger than Albies in the same starting lineup since the Braves also did so on September 24, 1978 when 3B Bob Horner, 2B Glenn Hubbard and CF Eddie Miller started on September 24, 1978 in a 2-1 loss to Cincinnati.

BIG GAME: On July 2, the Braves and Yankees met for the opener of a three-game set...Atlanta carried the N.L.'s best record at 48-34 (.585) into that contest, while New York led the A.L. at 54-27 (.667)...That game marked just the third time since interleague play began in 1997 that the two leagues' top teams met that late into the season.

A The last time was 2015, when St. Louis played host to Kansas City on July 23 for a make-up game...The first occurrence was in 2001, when Arizona travelled to Seattle on July 15 for a three-game set.

COMEBACKS: The Braves overcame a five-run deficit on Opening Day, March 29, vs. Philadelphia to win, 8-5, on a three-run, two-out ninth-inning home run by Nick Markakis...The victory marked the biggest comeback win the Braves ever had on Opening Day in the modern era (since 1900)...It also marked the first walk-off home run on Opening Day in Atlanta franchise history...The drive was also Markakis' only career walk-off home run.

A The Braves rallied from a five-run ninth-inning deficit on May 20 to beat Miami 10-9 for their biggest ninth-inning comeback in exactly eight years, when Brooks Conrad capped a seven-run rally with a game-ending grand slam on May 20, 2010 vs. Cincinnati.

DEFENSE: The Braves finished the year with 52 defensive runs saved, the third most in the majors and trailing only Arizona (118) and Milwaukee (89)...They also led the National League in Baseball-Reference.com's defensive efficiency, which measures the percentage of balls in play converted into outs, with a .709 mark...Only Oakland, at .717, had a better percentage.

A Last season, the Braves had a .683 defensive efficiency ratio, 18th in the major leagues and below the league average of .688.

OVERALL PITCHING: The Braves allowed 657 runs this season, the eighth fewest in baseball and the fourth fewest in the National League...They had a 3.75 team ERA, which ranked seventh in the majors and fifth in the N.L....Opponents batted just .229 (1,236-for-5,582) against Braves pitching, the lowest mark in the National League and second best in the majors...Atlanta pitchers struck out 1,423, the fifth most in the NL, while walking 635, second most in the majors...The club allowed 153 home runs in 2018, third fewest in all of baseball.

	2017	2018
ERA:	4.72	3.75
Runs Allowed:	821	657
Earned Runs:	756	607
Innings:	1,441.1	1,456.2
Batting Average:	.263	.229
On-Base Percentage:	.339	.314
Slugging Percentage:	.438	.370
Walks:	584	635
Strikeouts:	1,258	1,423

A The Braves staff combined to allow opponents to bat just .229 against them on the season, the lowest mark by a Braves team in the modern era (since 1900)...Only the 1884 Boston Beaneaters (.226) allowed a lower opponents' average...Mike Foltyniewicz (3rd, .195), Julio Teheran (4th, .196) and Anibal Sánchez (8th, .213) all ranked in the Top 10 in the N.L. among pitchers who made at least 20 starts.

A Atlanta pitchers walked 635 batters this season, the fourth most in a single season in franchise history and the most since the 1985 club walked 642...The 1977 Braves walked a franchise-most 701, while the 1911 Boston Rustlers issued 672 walks...The Braves walked 14 batters on September 15 vs. Washington, the most in a nine-inning game in modern franchise history.

A The Braves had 10 pitchers debut, double the amount that did so last year...In all, 15 rookies pitched for Atlanta and combined to earn 26 wins, most by rookie pitchers in the N.L.

STARTERS: The Braves used 13 starting pitchers this year, two more than they used last season... Overall, the starters went 60-46 (.566), the eighth-best record in the majors and fourth best in the National League...They tossed 899.2 innings, the seventh most in baseball, while their 3.50 ERA (350 ER) was the fourth-lowest mark in the majors and second best in the N.L.

- A* The 60 wins by Braves starters were fifth most in the majors, and the most for Atlanta since the 2013 staff went 67-51...Braves starters went just 46-72 last season.
- A* The Atlanta staff totaled 899.2 innings this season, falling one out shy of 900 frames...Since the Braves moved to Atlanta in 1966, only two starting staffs in a non-strike season have failed to reach 900.0 innings...The 2008 staff threw 886.1 innings, while the 2016 starters tossed just 880.1.
- A* Atlanta acquired RHP Kevin Gausman from the Baltimore Orioles on July 31 and inserted him into the starting rotation...From August 1 through the end of the season, Atlanta starters went 19-16 (.543) with a 3.13 ERA, the fourth-lowest ERA in the majors...They also threw 327.1 innings in this span, the third most in the baseball.
- A* The Braves got two complete games, both of which came from RHP Mike Foltynewicz...He tossed a two-hit shutout on June 1 vs. Washington, and allowed six hits and one run in a 9.0-inning effort on September 11 at San Francisco...The Braves did not have a complete game last season, one of three teams in the majors and the only National League club to not have one.

RELIEVERS: The Braves bullpen used 30 different pitchers in a relief role this season, 11 more than last season...Atlanta relievers went 30-26 with a 4.15 ERA (257 ER/557.0 IP) and converted 40-of-60 save opportunities.

- A* Atlanta relievers fanned 556 batters this season, the most by a Braves relief corps in franchise history and just the fifth time Braves relievers struck out 500 in a single season...All five seasons have occurred since 2010.
- A* Four rookies made at least 50 relief appearances for Atlanta this season, the most in a single season in franchise history...Dan Winkler made 69 appearances, while A.J. Minter (65), Jesse Biddle (60) and Shane Carle (53) also reached the threshold...The four combined to go 18-5 with a 3.15 ERA (87 ER/248.1 IP) and 19 saves.
- A* Atlanta acquired LHP Jonny Venters from the Tampa Bay Rays on July 26...He returned to the Braves after also pitching for Atlanta from 2010-12, when he struck out 258 batters in 229.2 innings...He converted his first save with Atlanta this season on August 22 at Pittsburgh, exactly seven years to the day after his last save with the Braves.

SAVES: Atlanta relievers went 40-for-60 in save opportunities, and nine different pitchers recorded a save for Atlanta this season... The nine relievers with saves tied for most in the National League and second most in the majors, just one fewer than the Chicago White Sox.

- A* Since the franchise moved to Atlanta in 1966, only two Braves teams have had more pitchers with saves in a single season...A franchise-most 11 relievers collected at least one save in 1973, while 10 pitchers did so in 1972.
- A* Two Braves relievers collected at least 15 saves, with RHP Arodis Vizcaino converting 16 attempts and LHP A.J. Minter saving 15 games... Since the save became an official stat in 1969, this marked just the second time the Braves had two different players record 15 saves... RHP Greg McMichael had 19 and LHP Mike Stanton had 27 in 1993.
- A* Minter's 15 saves were second most among rookies in the majors, just one short of Philadelphia's Seranthony Dominguez...Minter's 15 saves are the most by a rookie left-hander since 1975, when Will McEnaney saved 15 for Cincinnati.

YOUNGSTERS: Of the eight youngest pitchers to start a game in the majors this season, five did so for Atlanta...Mike Soroka and Touki Toussaint each started five games for Atlanta, while Kolby Allard, Luiz Gohara and Bryse Wilson all made one start.

- A* Allard, Soroka and Wilson all made their major league debuts prior to their 21st birthday... The last Braves team that used three different 20-year-old pitchers was the 1910 Boston Doves...Lefty Tyler, Billy Burke, and Chick Evans all pitched that season for the Doves, who went 53-100 and finished in last place.
- A* The last major league team to use three starters prior to their 21st birthday in a single season was the 1965 Kansas City Athletics...Catfish Hunter, Don Buschhorn, and Ron Tompkins all started that season for the Athletics, who went 59-103 and finished in last place.
- A* The last major league team to use three starters prior to their 21st birthday in a single season and make the playoffs was the 1913 Philadelphia Athletics, who won the World Series after using 20-year-old RHP Bullet Joe Bush, 19-year-old LHP Herb Pennock and 20-year-old RHP Charlie Boardman during a 96-win season.
- A* Allard, Soroka, Toussaint and Wilson all started and won their major league debuts this season... The Braves are just the second team in the last 110 seasons to have four different starters win their MLB debut in the same season...The 2009 Baltimore Orioles had five such pitchers.

UNDER .200: RHP Mike Foltynewicz allowed one hit over 5.0 innings in his final start of the season, dropping his batting average against to a franchise single season-low .195 (130-for-666)...Foltynewicz passed Julio Teheran, who had a .196 mark (122-for-623) this season.

- A* Greg Maddux held the previous record with a .197 mark (147-for-748) set in 1995...Prior to this season, Maddux was the only qualifying Braves pitcher to ever finish a season with a batting average against lower than .200.
- A* The only National League pitcher with a better mark than Foltynewicz and Teheran this season was RHP Max Scherzer (.188) and RHP Walker Buehler (.193).
- A* Over the last 110 seasons, only three teams have had two qualified pitchers each finish with an average against below .200.
- A* The 1968 Cleveland Indians had three (Sam McDowell, Sonny Siebert, and Luis Tiant) while the 2015 Los Angeles Dodgers (Zack Greinke and Clayton Kershaw) and 1986 Houston Astros (Nolan Ryan and Mike Scott) had two.

RUN PREVENTION: The Braves allowed six total runs on a seven-game road trip from August 20-26, compiling a 0.89 ERA (6 ER/61.0 IP) and a .150 batting average (31 total hits) against....They tossed three shutouts and allowed just one run three different times.

- A* The six runs tied a franchise record for the fewest runs in a single-season seven-game span, done four times previous and last in 1933 by the Boston Braves from August 3-9...The 1916 club had the other three stretches.
- A* The last major league team to allow six runs or fewer in a single-season seven-game stretch was the 2015 Pittsburgh Pirates, who allowed five runs from June 10-June 17.

OVERALL OFFENSE: The Braves scored 759 times this season, the club's most since finishing with 810 in 2007...They hit .257 (1,433-for-5,582) this season, the second-best average in the National League and trailing only Chicago for the league lead...The clubbed fanned 1,290 times, the third fewest in the N.L., while they also hit 175 home runs, the team's most since hitting 181 in 2013.

- A* 2B Ozzie Albies scored 105 runs this season, the most by a Braves player since Chipper Jones had 108 in 2007.
- A* OF Ronald Acuña Jr. paced the team in home runs with 26, the first time a rookie led the Braves outright in home runs since 1943, when Chuck Workman hit 10 of the Boston Braves' 39 home runs.
- A* 1B Freddie Freeman led the National League in hits with 191, becoming the first Braves player to do so since Terry Pendleton, who had 199 in 1992 to tie Pittsburgh's Andy Van Slyke for the most in the league...The last Braves player to lead outright was Pendleton (187) in 1991.

TWO-OUT RUNS: The Braves scored 290 two-out runs this season, the third most in the National League, and trailing only Milwaukee (316) and Washington (313) for the league lead.

- A* The Braves hit .254 and compiled a .340 on-base percentage in these situations, both second best in the league.

FIRST PITCH: The Braves had a major league-most 812 plate appearances end after the first pitch this season...They hit .363 (279-for-768) when swinging at the first pitch, the fourth-best mark in the majors and behind only the Dodgers (.368) for the National League lead.

- A* The Braves had 110 extra-base hits when swinging at the first pitch, the most in the majors... The only other major league team to reach triple-digit such hits was Chicago (NL), who had 100.

DOUBLES: 1B Freddie Freeman tied for the league lead with a career-high 44 doubles this season, and joined OF Nick Markakis (43) and 2B Ozzie Albies (40) has one of three Braves with 40 doubles this season.

- A* This marked the first time in franchise history the Braves have had three players reach that mark in a single season...The team only had two players reach 40 doubles in season once before...Jeff Francoeur (40) and Chipper Jones (42) accomplished the feat in 2007.
- A* The last time a National League team accomplished the feat was 2006, when Garret Atkins, Todd Helton and Matt Holliday all reached 40 doubles for the Colorado Rockies.

LATE GAME BRAVES: The Braves scored 278 runs after the sixth inning this season, the most in the National League.

- A* The Braves also hit .267 and slugged .430 in these situations, leading the National League in both categories...Atlanta had a .3400 on-base percentage after the sixth inning, trailing just the Washington Nationals (.3403) for the N.L. lead.

HOME/ROAD: The Braves scored 4.83 runs per game (391) at home this season, while averaging 4.54 (368) on the road...They hit 97 of their 175 home runs, however, on the road, while batting .258/.322/.430 away from SunTrust Park...They had a slash line of .255/.326/.404 at home.

- A* According to ESPN.com's Park Factors, SunTrust Park was the fourth-hardest park to homer in this season...Only the Oakland Coliseum, AT&T Park in San Francisco and Marlins Park were harder.

LEADOFF HOME RUNS: The Braves hit 11 leadoff home runs this season to set the single-season franchise mark and break the record of seven first established in 1984, and matched in 1996 and 2013.

- A* OF Ronald Acuña Jr. hit eight to set the franchise single-season record and pass the previous mark of seven, set by Marquis Grissom in 1996...2B Ozzie Albies had the other three this season

DOUBLE-DIGIT HOME RUNS: The Braves had nine different players reach double-figure home runs in an Atlanta uniform this season, with Ronald Acuña Jr., Ozzie Albies, Johan Camargo, Charlie Culberson, Freddie Freeman, Ender Inciarte, Nick Markakis, Kurt Suzuki and Dansby Swanson all accomplishing the feat.

- A* The nine different players with double-digit home runs tied for the highest single-season total in franchise history...The 2007 team first set the mark.
- A* The nine players were the second most by any National League team this season...Los Angeles had 10.





2018 Phil Niekro Award winner
Touki Toussaint made his Major
League Debut on August 13,
2018 vs. Miami.

PLAYER DEVELOPMENT & SCOUTING

PLAYER DEVELOPMENT STAFF

GWINNETT (AAA)

Damon Berryhill.....	Manager
Mike Maroth.....	Pitching Coach
Bobby Magallanes.....	Hitting Coach
Einar Diaz.....	Coach
Nick Jensen.....	Trainer
Paul Howey.....	Strength & Conditioning Coach

MISSISSIPPI (AA)

Chris Maloney.....	Manager
Dennis Lewallyn.....	Pitching Coach
Carlos Mendez.....	Hitting Coach
Alfredo Amezaga.....	Coach
TJ Saunders.....	Trainer
Jordan Sidwell.....	Strength & Conditioning Coach

FLORIDA (A+)

Barrett Kleinknecht.....	Manager
Dan Meyer.....	Pitching Coach
Doug DeVore.....	Hitting Coach
Porky López.....	Coach
Dave Comeau.....	Trainer
Chris Cecere.....	Strength & Conditioning Coach

ROME (A)

Matt Tuiasosopo.....	Manager
Kanekoa Texeira.....	Pitching Coach
Bobby Moore.....	Hitting Coach
Wigberto Nevarez.....	Coach
Eric Hrycko.....	Trainer
Ryan Meehan.....	Strength & Conditioning Coach

DANVILLE (R)

Anthony Nuñez.....	Manager
Jason Stanford.....	Pitching Coach
Danny Santiesteban.....	Hitting Coach
Connor Narron.....	Coach
Koji Kanemura.....	Trainer
Sam Feldman.....	Strength & Conditioning Coach

GCL BRAVES (R)

Nestor Pérez.....	Manager
Elvin Nina.....	Pitching Coach
Rick Albert.....	Hitting Coach
Barbaro Garbey.....	Hitting Coach
Angel Flores.....	Coach
Austin Smith.....	Trainer
Kyle Lindsey.....	Strength & Conditioning Coach

DSL BRAVES (R)

Jefferson Romero.....	Manager
José Rodríguez.....	Pitching Coach
Omar Rosario.....	Hitting Coach
Elvis De La Cruz Peña.....	Hitting Coach
Hector Astacio.....	Assistant Pitching Coach
Jesus Aviles.....	Trainer
Luis Palomares.....	Assistant Trainer
Pedro Hernández.....	Strength & Conditioning Coach

ROVING STAFF

Doug Mansolino.....	Field Coordinator
Dave Wallace.....	Director of Pitching
Derrick Lewis.....	Pitching Coordinator
Mike Brumley.....	Hitting Coordinator
Jeff Datz.....	Catching Coordinator
Adam Everett.....	Infield Coordinator
John "T-Bone" Shelby.....	Outfield/Baserunning Coordinator
Mike Schofield.....	MiLB Strength & Conditioning Coordinator
Ryan Driscoll.....	Assistant MiLB Strength & Conditioning Coordinator

SPECIAL ASSISTANTS

Terry Pendleton.....	Special Assistant to Player Development
Eddie Pérez.....	Special Assistant to Player Development

FLORIDA OPERATIONS

Nick Flynn.....	Assistant Minor League Medical Coordinator
Jeff Stevenson.....	Assistant Minor League Medical Coordinator
Ben Cuddy.....	Physical Therapist
David Chavarria.....	Pitching Rehab Coordinator
Jeff Pink.....	Coordinator, Florida Operations
Fernando Piñares.....	Cultural Development Coordinator
Manny Maldonado.....	Assistant Equipment Manager

2018 MINOR LEAGUE STANDINGS


Club	League	Division	Manager	W-L	GA/GB	Finish
Gwinnett	International	South	Damon Berryhill	70-69	-9.0	2nd
Mississippi	Southern	South	Chris Maloney	67-71	-13.0	3rd
			(1st Half)	29-41	-12.0	4th
			(2nd Half)	38-30	-1.0	3rd
Florida	Florida State	North	Luis Salazar	51-80	-23.0	6th
			(1st Half)	29-37	-8.0	6th
			(2nd Half)	22-43	-21.0	6th
Rome	South Atlantic	Southern	Ralph "Rocket" Wheeler	71-65	-5.0	2nd
			(1st Half)	40-29	+2.5	1st
			(2nd Half)	31-36	-7.5	4th
Danville	Appalachian	East	Barrett Kleinknecht	33-35	-12.0	3rd
Braves	Gulf Coast	Northeast	Nestor Pérez	22-32	-8.0	3rd
Braves	Dom. Summer	Northwest	Jefferson Romero	22-47	-28.0	8th
Totals				336-399		



DOUG MANSOLINO

FIELD COORDINATOR

- The 2019 season is his 35th year as a coach at the major or minor league level and his first with the Atlanta Braves.
- He was hired by Atlanta in October of 2018 after spending the previous five seasons as field coordinator for the Philadelphia Phillies.
 - *A* Mansolino was the 2017 recipient of the John Vukovich Award, which is presented each year to an instructor in the Phillies organization that embodies the characteristics of the award's namesake; loyalty, knowledge, dedication, competitiveness, honesty and a terrific work ethic.
- He joined the Phillies in 2008 as the infield coordinator and also spent much of the season managing the Gulf Coast League Phillies (R) to the league championship.
 - *A* Mansolino also served a short stint with the major league club in 2008, working as interim bench coach for the world champion Phillies until Jimmy Williams returned from extended leave.
- Prior to joining the Phillies, Mansolino spent three years (2005-07) as Houston's third base coach under manager Phil Garner.
 - *A* He also worked under Garner with Milwaukee (1998-99) and Detroit (2000-02) as first base, third base and bench coach.
- Mansolino served as the Chicago White Sox first base coach, third base coach and infield instructor for five years (1992-96), after a four-year stint in the club's minor league system as field coordinator (1988), roving infield instructor (1989) and defensive coordinator (1990-91).
 - *A* He was first base coach for the 1993 club that won the A.L. West.
- He spent two seasons (2003-04) with Pittsburgh as the roving infield instructor and defensive coordinator, and one year (1997) managing in the New York Mets farm system.
- In the 1989, 1990 and 1991 off-seasons, he worked as a special instructor for two of Korea's major league clubs.
- Mansolino began his coaching career in San Francisco's minor league system as a roving infield instructor and Triple-A coach (1985-87).
- He managed Caribes de Oriente in the Venezuelan Winter League in 1995.
- During his 13-year career on a major league bench, Mansolino instructed five Hall of Famers, including three infielders: Jeff Bagwell, Craig Biggio, Carlton Fisk, Tim Lincecum and Frank Thomas.
- He has worked one All-Star game, serving as third base coach for the 2006 N.L. All-Star team, and has made one appearance in the World Series.
 - *A* Mansolino was third base coach for the 2005 N.L. Champion Houston Astros.
- Mansolino graduated from California State University at Long Beach with a bachelor of arts in physical education.
- He and his wife, Cindy, have three kids - Nick, Tony and Ariana - and reside in Tennessee.
 - *A* Tony is currently the manager for the Columbus Clippers, Triple-A affiliate of the Cleveland Indians.



DAVE WALLACE

DIRECTOR OF PITCHING

- Dave Wallace, who has spent over 45 years as a player, coach, front office executive and advisor in professional baseball, returned to the Braves organization in November of 2016 as a special assistant to pitching...Wallace moved into the role of director of pitching for Atlanta's farm system in November of 2017.
- Wallace's previous tenure with the Braves organization spanned four seasons, from 2010 to 2013, when he served as the club's minor league pitching coordinator.
- Since taking his first position as a coach with the Vero Beach Dodgers in 1981, Wallace has worked for seven professional franchises over a 37-year span in a variety of roles at both the major and minor league levels.
- Spent 13 seasons at the major league level, including three, from 2014 to 2016, as the Baltimore Orioles pitching coach....He has also served as pitching coach for the Astros (2007), Red Sox (June of 2003-2006), Mets (1999-2000) and Dodgers (1995-1997).
- In 2008 and 2009, Wallace worked with the Seattle Mariners organization as a special assistant to the general manager.
- Wallace has spent the majority of his career as a member of the Dodgers organization, including a 17-year stretch from 1981 to 1997....He spent his final three seasons (2001-03) with the Dodgers as the senior vice president of baseball operations.
- From December 2000 to April 2001, Wallace served the Dodgers as a special assistant to the general manager... During the 2001 campaign, he served as the interim general manager from April through October.
- While with the Dodgers, Wallace also spent time in uniform, working as a coach at Vero Beach (A, 1981-82), San Antonio (AA, 1983) and Albuquerque (AAA, 1984-86), and he was the Dodgers' minor league pitching instructor from 1987 until he was named major league pitching coach in 1995.
- From 1998 to 2000, he spent three seasons with the New York Mets in a variety of roles including senior advisor to the general manager, senior executive advisor/ player personnel, and pitching coach.
- The former right-handed pitcher signed as a free agent with Philadelphia after posting a 24-6 record at the University of New Haven and helping UNH to the NAIA Eastern Regional Championship and a spot in the national tournament in 1966...He made 13 major league appearances with Philadelphia (1973-74) and Toronto (1978), and 355 minor league appearances...Dave graduated from the University of New Haven in 1969 with a degree in business administration.
- Dave, 71, resides in Wrentham, Mass., with his wife Joyce.



DERRICK LEWIS

PITCHING COORDINATOR

- The 2019 season marks Derrick Lewis' second in his role as the organization's minor league pitching coordinator and his 16th season overall with the Braves.
- Lewis joined the organization in 2004 and has worked as a pitching coach at six different levels over his first 13 seasons with the club.
- Spent the 2017 season as pitching coach for the Double-A affiliate Mississippi Braves after serving three years (2014-16) in the same role for the organization's High-A affiliate.
- Lewis worked three seasons (2011-13) with the Class-A Rome Braves, three seasons (2008-10) with the rookie-level Danville Braves and four seasons (2004-07) with the rookie-level Gulf Coast League Braves.
- Lewis' affiliation with the Braves dates back to 1997 when Atlanta selected him in the 20th round of the First-Year Player Draft.
- The former pitcher spent six years, from 1997 to 2003, in the Braves minor league system and was selected by the Braves organization as the Myrtle Beach Pitcher of the Year in 1999 when he finished second in the Carolina League in ERA...He posted a career minor league record of 31-37 with a 4.04 ERA in 161 games.
- Derrick, 42, and his wife Roslyn reside in Charlotte, N.C., with their daughter Skye and son Lake.



MIKE BRUMLEY

HITTING COORDINATOR


- Mike Brumley is in his second year with the organization and his second as the minor league hitting coordinator...The Atlanta Braves are the eighth organization Brumley has been a part of since retiring from playing in 1995.
- The 2019 season marks his 19th year as a major or minor league coach or manager. He returned to a coaching role for the first time since 2014 last season.
- He spent the 2016 season as the hitting coach for the Tainan Lions in the Chinese Professional Baseball League.
- Brumley last served on a major league coaching staff in 2014, when he spent one season as the assistant hitting coach for the Chicago Cubs.
- Prior to his stint in Chicago, he worked four seasons (2010-13) as the Seattle Mariners first base coach.
- He spent the 2009 campaign as the Los Angeles Dodgers minor league field coordinator after he was the organization's assistant minor league field coordinator and managed rookie-level Ogden in 2008.
- From 2005 to 2007, Brumley was a part of the Texas Rangers organization, working as the minor league field coordinator for three seasons.
- Brumley spent four years (2001-04) managing in the Los Angeles Angels farm system and led Triple-A Salt Lake to the Triple-A Championship Series in 2002...He also led Double-A Arkansas to the Texas League title in 2001.
- He spent the 2000 season with the Chicago White Sox organization working as a roving minor league instructor.
- Brumley opened his affiliated managerial career with Arizona, when he skippered Single-A South Bend in 1999 and the AZL Diamondbacks in 1998.
- He began his coaching career in 1997 as manager of the Independent League Rio Grande Valley club.
- The former infielder played 14 seasons after being a second-round selection by the Boston Red Sox in the 1983 First-Year Player Draft...He logged 285 games over an eight-year Major League career, making stops with Chicago-NL (1987), Detroit (1989), Seattle (1990), Boston (1991-92), Houston (1993, 1995) and Oakland (1994).
- Mike, 56, resides in Keller, Tex. He has four children - Logan, Shailey, Erin, and Jackson.



JEFF DATZ

CATCHING COORDINATOR

- Jeff Datz is in his third season with the Braves organization and his third as the club's catching coordinator.
- He spent the 2000 and 2001 seasons as Cleveland's minor league field coordinator after serving as a manager in the Indians system from 1993 to 1999....In 1998, he skipped Triple-A Buffalo to the International League Title.
- After retiring from his playing career in 1990, Datz began his coaching career with Watertown (R) in 1993.
- The former catcher was selected by Houston in the 19th round of the 1982 June First-Year Player Draft. Datz spent seven seasons in the Astros minor league system, including all of 1988 at Tucson (AAA)...He played most of the 1989 season at Toledo (AAA) before reaching the majors with Detroit where he appeared in seven games...He spent his final year as a player (1990) with Columbus (AAA).
- Jeff, 59, resides in Shingle Springs, Calif., with his wife Stacy.
- The 2017 season marked his return to a uniformed position after spending 2016 as a professional scout with the New York Yankees.
- Datz has spent 12 seasons as a coach at the Major League level, most recently as the Mariners third base coach from 2011 to 2013...While with Seattle, he was also responsible for coaching catchers and running spring training.
- He spent the 2010 season as the Baltimore Orioles bench coach.
- Datz was a member of Cleveland's major league coaching staff for eight seasons, from 2002 to 2009, including his final three seasons (2007-09) as the bench coach...Began the 2006 season as the third base coach before becoming the bench coach mid-season...Was the first base coach from 2003 to 2005....Began his first major league season (2002) as bench coach before moving to third base following a managerial change.



ADAM EVERETT

INFIELD COORDINATOR

- Adam Everett is in his second season with the organization as the minor league infield coordinator.
- In 2005, Everett appeared in 152 games for the National League Champion Astros and started at shortstop in all 14 games that postseason, including four starts in the World Series.
- His .990 fielding percentage (7 errors/688 total chances) in 2006 marked the best by a shortstop in Houston franchise history for a single season, and ranked second in the N.L. that year.
- Originally a first-round selection by the Boston Red Sox in 1998, Everett appeared with five organizations across a 14-year professional career, including Boston (1998-99), Houston (2000-07), Minnesota (2008), Detroit (09-10) and Cleveland (2011)...He played collegiately at the University of South Carolina and N.C. State University.
- Adam, 42, and his wife Jennifer reside in Austell, Ga., with their four daughters: Peyton, Paisley, Piper and Palmer.
- Prior to joining the Braves, Everett spent the previous five seasons (2013-17) as a coach in the Houston Astros system, including his final two campaigns as infield coordinator...He spent his first three years as the clubs' minor league infield instructor.
- On Sept. 1, 2014, Everett was added to the Astros major league coaching staff where he served as interim bench coach for interim Astros manager Tom Lawless.
- Everett began his coaching career in 2013 with the Astros, working with both the major league and minor league players and staff by focusing on the development of infielders.
- Following his retirement after the 2011 season, Everett joined the Cleveland front office in 2012 as a special assistant to baseball operations.
- A veteran of 11 major league seasons (2001-11), Everett started his major league career with Houston where he played shortstop for parts of seven seasons (2001-07)...During his first seven MLB seasons, he made just 85 errors in 827 career games for a .976 fielding percentage.



JOHN "T-BONE" SHELBY

OUTFIELD/BASERUNNING COORDINATOR

- The 2019 season is John "T-Bone" Shelby's third full season in the organization as the club's outfield and baserunning coordinator.
- Shelby began his managerial career in 1993 with Butte of the independent Pioneer League.
- The former outfielder was a first-round draft selection by the Baltimore Orioles in 1977 and went on to play 11 seasons at the major league level with Baltimore (1981-87), Los Angeles-NL (1987-90) and Detroit (1990-91), batting .239 with 70 home runs and 313 RBI in 1,036 career games...He was a member of the 1983 world champion Baltimore Orioles and 1988 world champion Los Angeles Dodgers.
- John, 60, resides in Lexington, Ky. with his wife Trina... The couple has six children, including sons John T. III, Jeremy, Justin, JaVon and Jaren, and a daughter named Tiara.
- His son John T. Shelby III played six minor league seasons, and his son Jeremy was an outfielder in the Orioles organization in 2010...His nephew Josh Harrison was a 2014 N.L. All-Star with the Pittsburgh Pirates.
- Shelby joined Atlanta's system in September of 2016 after spending the 2016 regular season as the hitting coach for Triple-A Albuquerque in the Rockies chain.
- Prior to his stint with Colorado, Shelby spent five seasons (2011-15) on the coaching staff of the Milwaukee Brewers after joining the organization as an outfield coach/eye in the sky in December 2010.
- From 1998 to 2010, he served 11 seasons as a first base/outfield coach for with Baltimore (2008-10), Pittsburgh (2006-07) and Los Angeles-NL (1998-2005).
- From 1994 to 1997, he managed in the Dodgers organization for four seasons, with stops at Single-A Savannah (1997), Double-A San Antonio (1995-96) and Single-A Bakersfield (1994)...He owns a managerial record of 265-296 (.481).



MIKE SCHOFIELD

STRENGTH AND CONDITIONING COORDINATOR


- The 2019 season marks Mike Schofield's second as the Braves minor league strength and conditioning coordinator.
- Following the 2011 season, Schofield assisted MLB International as a strength and conditioning consultant in Regensburg, Germany.
- Mike, 32, graduated in 2009 from Colorado State University with bachelor's degree in health and exercise science and resides in Venice, Fla.
- Schofield joined the Braves after spending the previous eight years with the Arizona Diamondbacks as a strength and conditioning coach at various levels within their farm system...He spent two seasons with rookie-Level AZL D-backs (2016-17), three years with Triple-A Reno (2013-15), and one season each with Single-A Advanced Visalia (2012), Single-A South Bend (2011) and Rookie-Advanced Missoula (2010).



RYAN DRISCOLL

ASST. STRENGTH AND CONDITIONING COORDINATOR


- 2019 is Ryan Driscoll's first in the Atlanta organization. He joined the club in November of 2018 as the assistant minor league strength and conditioning coordinator.
- Began his professional career in 2008, working as a conditioning coach with Triple-A Lehigh Valley in the Phillies organization.
- Graduated from St. Mark's High School in Wilmington, Del., before receiving his bachelor of science in athletic training from Springfield College (MA) in 2007.
- In 2009, earned a master of science in exercise science from California University of Pennsylvania.
- A native of Wilmington, Del., he currently resides in Sarasota, Fla., with his wife, Erin, and their daughter, Loretta (Lolo).
- Driscoll joined Atlanta after spending the previous 10 seasons with the Baltimore Orioles, including the last nine campaigns as the strength and conditioning coordinator at Baltimore's minor league facility in Sarasota.
- First joined the Orioles in 2009, when he served as the strength and conditioning coach for Triple-A Norfolk.



TERRY PENDLETON

SPECIAL ADVISOR TO PLAYER DEVELOPMENT

- The 2019 season will mark Terry Pendleton's 23rd in the Atlanta organization and his second as a special advisor to player development...He was inducted into the Braves Hall of Fame on January 18, 2019.
- The National League's Most Valuable Player in 1991, he played five seasons with the Braves before serving 16 seasons on the club's coaching staff.
- Spent 16 seasons from 2002-'17 on the Braves' coaching staff, including the last two as bench coach...He moved into that role in May 2016, when Brian Snitker was named as manager.
- Pendleton previously served five-plus seasons (2011-16) as the club's first base coach and was the hitting coach for nine seasons, from 2002 to 2010.
- He was named to the Braves staff in November 2001, after enjoying a 15-year Major League playing career.
- Won the N.L. MVP in 1991 and was an All-Star third baseman in 1992 while playing for the Braves.
- A switch-hitter, Pendleton batted .287 with 71 home runs and 322 RBI in 593 games for Atlanta and .270 with 140 homers and 946 RBI in 1,893 games overall with the St. Louis Cardinals, Braves, Florida Marlins, Cincinnati Reds and Kansas City Royals.
- He was a three-time recipient of the Rawlings Gold Glove Award (in 1987 and 1989 with St. Louis and in 1992 with Atlanta).
- Pendleton played for the Braves from 1991 through 1994 and in part of 1996.
- In 1991 he batted an NL-best .319 with 22 home runs and 86 RBI...He tied for the league lead with 303 total bases, helping him earn the N.L. MVP Award, as well as Comeback Player of the Year honors.
- Pendleton signed with the Marlins as a free agent in April 1995 before he was traded back to Atlanta in exchange for outfielder Roosevelt Brown in August 1996.
- Pendleton was signed as a free agent by the Reds in January 1997 and the Royals in January 1998...He retired as a player the following December.
- Pendleton played collegiate baseball at Oxnard (Calif.) Community College and Fresno State University...He was selected by the Cardinals in the seventh round of the 1982 June draft after an All-America campaign at Fresno State.
- He was inducted into the California Community College Athletic Association Hall of Fame in March 2016.
- Terry and his wife Catherine reside in Snellville, Ga., with their three children: Stephanie, Terry and Trinity.



EDDIE PÉREZ

SPECIAL ADVISOR TO PLAYER DEVELOPMENT

- The 2019 season marks Eddie Pérez's 31st season in the organization and his second as a special advisor to player development.
- Pérez assumed a front office position after spending the previous 11 campaigns as a member of the Atlanta coaching staff, including his final two seasons as first base coach...He concluded a 20-year playing career in 2006 and joined the Atlanta coaching staff the following season as bullpen coach, a position he held from 2007 until May 2015, when he moved to first base under manager Brian Snitker.
- Pérez played 11 seasons at the major league level, including nine with the Braves, and spent 18 of his 20 professional seasons in the Atlanta organization.
- The former catcher began his career with Single-A Bradenton in 1987 and reached the majors in 1995, the year the Braves won the World Series.
- Pérez was on seven postseason squads for Atlanta (1995-99, 2001, 2004) and played in 30 postseason games...His .464 (13-for-28) batting average in National League Championship Series competition is the highest ever for a catcher (minimum 25 at-bats).
- He batted .500 (10-for-20) in the 1999 NLCS vs. the New York Mets and claimed series MVP honors.
- Pérez spent the 2002 season with the Cleveland Indians and played with the Milwaukee Brewers in 2003 before re-joining the Braves in 2004.
- Right shoulder tendinitis plagued Pérez throughout the 2005 season, and he spent the entire 2006 campaign at Double-A Mississippi...He was limited to just 13 games in 2006, but spent much of his time assisting M-Braves manager Jeff Blauser.
- Pérez, who became a U.S. citizen in August 2014, attended Doctor Raul Cuenca High School in Ciudad Ojeda, Venezuela, where he played volleyball and baseball.
- He and his wife, Marisol, have one daughter, Mariel, and one son, Andres Eduardo, and reside in Duluth, Ga.

2018 BRAVES MINOR LEAGUE AWARD WINNERS




2018 BOBBY COX MANAGER OF THE YEAR

CHRIS MALONEY - MISSISSIPPI BRAVES

The Bobby Cox Award is presented to the individual that best represents the top managerial performance throughout Atlanta's minor league system.

2017	Ralph "Rocket" Wheeler, Florida	2011	Randy Ingle, Danville
2016	Randy Ingle, Rome	2010	José Tartabull, GCL Braves
2015	Brian Snitker, Gwinnett	2009	Paul Runge, Danville
2014	Randy Ingle, Danville	2008	Phillip Wellman, Mississippi
2013	Aaron Holbert, Mississippi	2007	Dave Brundage, Richmond
2012	Luis Salazar, Lynchburg	2006	Paul Runge, Danville



2018 BILL LUCAS AWARD

HAYDEN DEAL - ROME BRAVES

The Bill Lucas Award is presented annually to the organization's minor league player that best represents the Braves both on and off the field.

2017	Touki Toussaint, Florida/Mississippi	2011	Cory Gearrin, Gwinnett/Atlanta
2016	Mike Soroka, Rome	2010	J.C. Boscan, Mississippi
2015	Barrett Kleinknect, Mississippi/Gwinnett	2009	Greg Creek, Mississippi
2014	Braeden Schlehuber, Mississippi	2008	Matt Young, Mississippi
2013	Todd Cunningham, Gwinnett/Atlanta	2007	Wes Timmons, Richmond
2012	Ernesto Mejia, Gwinnett	2006	Carl Loadenthal, Mississippi/Myrtle Beach



2018 PHIL NIEKRO AWARD

TOUKI TOUSSAINT - MISSISSIPPI BRAVES/GWINNETT STRIPERS

The Phil Niekro Award is presented annually to the top pitcher in the Braves' minor league organization.

2017	Mike Soroka, Mississippi	2011	Julio Teheran, Gwinnett/Atlanta
2016	Patrick Weigel, Rome/Mississippi	2010	Julio Teheran, Rome/Myrtle Beach/Mississippi
2015	Tyrell Jenkins, Mississippi/Gwinnett	2009	Craig Kimbrel, Rome/Myrtle Beach/Mis./Gwinnett
2014	Williams Pérez, Mississippi	2008	Tommy Hanson, Myrtle Beach/Mississippi
2013	Lucas Sims, Rome	2007	Jo-Jo Reyes, Atlanta/Mississippi/Richmond
2012	J.R. Graham, Lynchburg/Mississippi	2006	Matt Harrison, Myrtle Beach/Mississippi



2018 HANK AARON AWARD

AUSTIN RILEY - MISSISSIPPI BRAVES/GWINNETT STRIPERS

The Hank Aaron Award is presented annually to the top offensive performer in the Braves' minor league system.

2017	Ronald Acuna Jr., Florida/Mississippi/Gwinnett	2011	Joey Terdoslavich, Lynchburg
2016	Dustin Peterson, Mississippi	2010	Freddie Freeman, Gwinnett
2015	Mallex Smith, Mississippi/Gwinnett	2009	Jason Heyward, Myrtle Beach/Mississippi/Gwinnett
2014	Kyle Kubitzka, Mississippi	2008	Freddie Freeman, Rome
2013	Josh Elander, Rome/Lynchburg	2007	Jordan Schafer, Myrtle Beach/Rome
2012	Todd Cunningham, Mississippi	2006	Kala Ka'aihue, Rome/Myrtle Beach

2018 MINOR LEAGUE TEAM MVPs

	Pitcher	Player
Gwinnett (AAA)	Kolby Allard	Austin Riley
Mississippi (AA)	Touki Toussaint	Travis Demeritte
Florida (A+)	Ian Anderson	Cristian Pache
Rome (A)	Hayden Deal	Drew Waters
Danville (Rk.)	Dilmer Mejia	Greg Cullen
Gulf Coast (Rk.)	Miguel Jerez	Jeremy Fernández
Dominican Summer (Rk.)	José Olague	Carlos Paraguate

GWINNETT STRIPERS (AAA)

70-69 (2ND INTERNATIONAL LEAGUE SOUTH)



Coolray Field (10,427)

One Braves Avenue, Lawrenceville, GA 30043

678.277.0300 (Main) - 678.277.0351 (Press Box)

gwinnettbraves.com

Adam English Vice President & General Manager

Dave Lezotte Media Relations Manager

FIELD STAFF

Damon Berryhill Manager

Mike Maroth Pitching Coach

Bobby Magallanes Hitting Coach

Einar Diaz Coach

Nick Jensen Trainer

Paul Howey Strength & Conditioning Coach

MISSISSIPPI BRAVES (AA)

67-71 (3RD SOUTHERN LEAGUE SOUTH)



1ST Half: 29-41, 4TH | 2ND Half: 38-30, 3RD

Trustman Park (8,480)

One Braves Way, Pearl, MS 39028

601.932.8788 (Main) - 601.644.7612 (Press Box)

mississippibraves.com

Pete Laven Vice President & General Manager

Chris Harris Director of Com., Media & Broadcasting

FIELD STAFF

Chris Maloney Manager

Dennis Lewallyn Pitching Coach

Carlos Mendez Hitting Coach

Alfredo Amezcaga Coach

TJ Saunders Trainer

Jordan Sidwill Strength & Conditioning Coach

FLORIDA FIRE FROGS (A+)

51-80 (6TH FLORIDA STATE LEAGUE NORTH)



1ST Half: 29-37, 6TH | 2ND Half: 22-43, 6TH

Osceola County Stadium (5,300)

631 Heritage Park Waym Kissimmee, FL 34744

321.697.3156 (Main) - 678.697.3180 (Press Box)

floridafirefrogs.com

Erik Anderson President & General Manager

Adam Whitlow Assistant General Manager

FIELD STAFF

Barrett Kleinknecht Manager

Dan Meyer Pitching Coach

Doug DeVore Hitting Coach

Porky López Coach

Dave Comeau Trainer

Chris Cecere Strength & Conditioning Coach

ROME BRAVES [A]

71-65 (2ND SOUTH ATLANTIC LEAGUE SOUTH)

1st Half: 40-29, 1st | 2nd Half: 31-36, 4th

State Mutual Stadium (5,105)
755 Braves Boulevard, Rome, GA 30161
706.368.9388 (Main) - 706.378.5132 (Press Box)
romebraves.com

Jim Bishop.....Vice President & General Manager
Jim Jones.....Assistant General Manager



FIELD STAFF

Matt Tuiasosopo.....Manager
Kaneoa Texeira.....Pitching Coach
Bobby Moore.....Hitting Coach
Wigberto Nevarez.....Coach
Eric Hrycko.....Trainer
Ryan Meehan.....Strength & Conditioning Coach

DANVILLE BRAVES [R]

33-35 (3RD APPALACHIAN LEAGUE EAST)

American Legion Post 325 Field at Dan Daniel Park (2,588)
302 River Park Drive, Danville, VA 24540
434.797.3792 (Main) - 434.797.3795 (Press Box)
dbraves.com

David Cross.....Vice President & General Manager
Brandon Bennett.....Assistant General Manager



FIELD STAFF

Anthony Nuñez.....Manager
Jason Stanford.....Pitching Coach
Danny Santiesteban.....Hitting Coach
Connor Narron.....Coach
Koji Kanemura.....Trainer
Sam Feldman.....Strength & Conditioning Coach

GCL BRAVES [R]

22-32 (3RD GULF COAST LEAGUE NORTHEAST)

Champion Stadium (9,500)
700 South Victory Way, Kissimmee, FL 34747
407.939.2301 (Main)

Jeff Pink.....Coordinator, Florida Operations
Manny Maldonado.....Assistant Equipment Manager



FIELD STAFF

Nestor Pérez.....Manager
Elvin Nina.....Pitching Coach
Rick Albert.....Hitting Coach
Barbaro Garbey.....Hitting Coach
Angel Flores.....Coach
Austin Smith.....Trainer
Kyle Lindsey.....Strength & Conditioning Coach

DSL BRAVES [R]

22-47 (8TH DOMINICAN SUMMER LEAGUE NORTHWEST)

Carretera de Guerra Km 26
Mata Gorda. La Corcovada de Guerra, Santo Domingo Este, DR
809.937.3839 (Main)



Ruth PegueroAdministrative Assistant

FIELD STAFF


Jefferson RomeroManager
José RodríguezPitching Coach
Omar RosarioHitting Coach
Elvis De La Cruz PenaHitting Coach
Hector AstacioAssistant Pitching Coach
Jesus AvilesTrainer
Luis PalomaresAssistant Trainer
Pedro HernándezStrength and Conditioning Coordinator

MLB.COM'S 2019 TOP 5 BRAVES PROSPECTS

No.	Player (age entering 2019 season)	Position	2018 Club(s)
No. 1	Mike Soroka (21)	Right-handed pitcher	Gwinnett/Atlanta/Rome
No. 2	Kyle Wright (23)	Right-handed pitcher	Mississippi/Gwinnett/Atlanta
No. 3	Ian Anderson (20)	Right-handed pitcher	Florida/Mississippi
No. 4	Cristian Pache (20)	Outfielder	Florida/Mississippi
No. 5	Austin Riley (21)	Infielder	Mississippi/Gwinnett

BASEBALL AMERICA'S 2019 TOP 10 BRAVES PROSPECTS

No.	Player (age entering 2019 season)	Position	2018 Club(s)
No. 1	Austin Riley (21)	Infielder	Mississippi/Gwinnett
No. 2	Ian Anderson (20)	Right-handed pitcher	Florida/Mississippi
No. 3	Mike Soroka (21)	Right-handed pitcher	Gwinnett/Atlanta/Rome
No. 4	Kyle Wright (23)	Right-handed pitcher	Mississippi/Gwinnett/Atlanta
No. 5	Touki Toussaint (22)	Right-handed pitcher	Mississippi/Gwinnett/Atlanta
No. 6	Bryse Wilson (21)	Right-handed pitcher	Florida/Mississippi/Gwinnett/Atlanta
No. 7	Drew Waters (20)	Outfielder	Rome/Florida
No. 8	Cristian Pache (20)	Outfielder	Florida/Mississippi
No. 9	William Contreras (21)	Catcher	Rome/Florida
No. 10	Luiz Gohara (22)	Left-handed pitcher	Mississippi/Gwinnett/Atlanta



NATIONAL BASEBALL HALL OF FAME AND MUSEUM

25 Main Street, Cooperstown, New York 13326

Phone: (607) 547-7200

Public Relations: (607) 547-0215

E-mail address: info@baseballhall.org

Website: baseballhall.org

Summer Hours: Memorial Day Weekend - Labor Day Weekend: 9 a.m. to 9 p.m.

Regular Hours: 9 a.m. to 5 p.m.

Holiday Closings: Thanksgiving Day, Christmas Day, and New Year's Day.

DIRECTORY: Jane Forbes Clark (Chairman), Joe Morgan (Vice Chairman), Jeff Idelson (President), Jeff Jones (Senior Vice President of Finance and Administration), Sean Gahagan (Vice President, Retail Merchandising & Licensing), Erik Strohl (Vice President, Exhibitions and Collections), Ken Meifert (Vice President, Sponsorship & Development)

RESEARCH AND LIBRARY CONTACTS: Jim Gates (Librarian)

PR CONTACTS: Jon Shestakofsky (Vice President, Communications & Education) and Craig Muder (Comm. Director)

HALL OF FAME WEEKEND 2019: July 19-22

Class of 2019: Harold Baines, Roy Halladay, Edgar Martinez, Mike Mussina, Mariano Rivera and Lee Smith

Awards Presentation: Sat. July 20, 4:30 p.m. ET **Induction:** Sun. July 21, 1:30 p.m. ET, Clark Sports Center

BRAVES IN THE HALL OF FAME

A total of 54 players, managers and executives with ties to the Boston/Milwaukee/Atlanta Braves organization have earned election to the National Baseball Hall of Fame, including 2018 electee Chipper Jones, 2017 electee John Schuerholz, 2015 electee John Smoltz and 2014 electees Bobby Cox, Tom Glavine, Greg Maddux and Joe Torre. Fourteen players spent a majority of their careers in a Braves uniform, including Hank Aaron (1954-1974), John Clarkson (1888-1892), Hugh Duffy (1892-1900), Tom Glavine (1987-2002, 2008), Chipper Jones (1993, 1995-2012), Rabbit Maranville (1912-1920, 1929-1933, 1935), Greg Maddux (1993-2003), Eddie Mathews (1952-1966), Tommy McCarthy (1885, 1892-1895), Kid Nichols (1890-1901), Phil Niekro (1964-1983, 1987), John Smoltz (1988-2008), Warren Spahn (1942, 1946-1964) and Vic Willis (1898-1905). Manager Frank Selee and executives John Schuerholz and George Wright also spent the majority of their careers with the team. For a complete list of Boston/Milwaukee/Atlanta Braves in the Hall of Fame, visit the "Hall of Famers" team pages at www.baseballhall.org.

NOTABLE BRAVES ARTIFACTS IN COOPERSTOWN

- Bat used by Ronald Acuna on Oct. 7, 2018, when he became the youngest player to hit a postseason grand slam.
- Batting helmet used by Ender Inciarte and cap worn by Julio Tehran at the Braves' first game at SunTrust Park on April 14, 2017.
- Bat used by Nick Markakis to record his 2,000th career hit on Aug. 3, 2017.
- Batting helmet and batting gloves used by Freddie Freeman when he hit for the cycle on June 15, 2016.
- Bat used by A.J. Pierzynski to record his 2,000th hit on April 27, 2016.
- Cap and bat used by Chipper Jones in 2012 All-Star Game.
- NL Rookie of the Year Craig Kimbrel's 41st save spikes from Aug. 31, 2011, setting a rookie record.
- Brian McCann's bat from his three-run, bases-clearing double during the 2010 All-Star Game on July 13th that resulted in his MVP selection and the National League's first win since 1996.
- Jersey worn by John Smoltz to record his 3,000th strikeout on April 22, 2008.
- Cap worn by Bobby Cox on Sept. 29, 2004, when he earned his 2,000th managerial win and a ticket from the game at Turner Field against the New York Mets.
- Hall of Famer Hank Aaron's locker from Atlanta's Fulton County Stadium.
- Bats used by Hank Aaron to hit his 500th, 600th, and 714th career home runs.



Batting helmet used by Freddie Freeman to hit for the cycle in 2016.

A LOOK AHEAD TO 2020

Ballots for the 2020 Hall of Fame/BBWAA election will be distributed following the 2019 season with results from the voting scheduled to be announced in January 2020. A partial list of first-year candidates for election includes: Derek Jeter, Paul Konerko, Cliff Lee and Alfonso Soriano. Historical information on past BBWAA elections and the election process can be accessed at www.baseballhall.org or by contacting the Hall of Fame Communications department.

CONNECT TO COOPERSTOWN

- For up-to-the-minute news from Cooperstown, visit at www.baseballhall.org. Stay up-to-date on all the activity at the Hall of Fame's official site and through social networking on Facebook, Instagram, Twitter and YouTube.
- If you would like to receive interesting stories and timely news items direct from the Hall of Fame and get the inside track on the latest happenings in Cooperstown, sign up for *Inside Pitch*. There's no cost to receive our weekly electronic newsletter in your e-mail box at home or work and it's easy to enroll: Just log on to www.baseballhall.org/media/museum-facts.
- If you have an interest in receiving *Around The Horn*, the Hall's monthly media newsletter, please send an e-mail to info@baseballhall.org. Be sure to include your name, name of organization and e-mail address. Or visit www.baseballhall.org/media-info.

RESEARCH ASSISTANCE

The Hall of Fame is pleased to provide assistance in baseball research and members of the media are encouraged to utilize this valuable baseball resource whenever necessary by calling the Public Relations department at (607) 547-0215, or the Library Reference desk at (607) 547-0330.

2019 MINOR LEAGUE SCHEDULES

Date	Gwinnett	Mississippi	Florida	Rome	Danville	GCL
April 4	Norfolk, 7:05	at Tennessee, TBD	at Daytona, 7:05	at Kannapolis, TBD		
April 5	Norfolk, 7:05	at Tennessee, TBD	at Daytona, 7:05	at Kannapolis, TBD		
April 6	Norfolk, 6:05	at Tennessee, TBD	Daytona, TBD	at Kannapolis, TBD		
April 7	Norfolk, 1:05	at Tennessee, TBD	Daytona, TBD	at Kannapolis, TBD		
April 8	Durham, 7:05	at Tennessee, TBD	Jupiter, TBD	at Columbia, TBD		
April 9	Durham, 12:05	OFF	Jupiter, TBD	at Columbia, TBD		
April 10	OFF	Mobile, TBD	Jupiter, TBD	at Columbia, TBD		
April 11	at Louisville, 7:00	Mobile, TBD	Jupiter, TBD	Greenville, 7:00		
April 12	at Louisville, 7:00	Mobile, TBD	at St. Lucie, TBD	Greenville, 7:00		
April 13	at Louisville, 2:00	Mobile, TBD	at St. Lucie, TBD	Greenville, 6:00		
April 14	at Louisville, 2:00	Mobile, TBD	at St. Lucie, TBD	Greenville, 2:00		
April 15	Charlotte, 7:05	at Chattanooga, TBD	Clearwater, TBD	Columbia, 7:00		
April 16	Charlotte, 7:05	at Chattanooga, TBD	Clearwater, TBD	Columbia, 10:30 A		
April 17	Charlotte, 7:05	at Chattanooga, TBD	Clearwater, TBD	Columbia, 1:00		
April 18	Charlotte, 12:05	at Chattanooga, TBD	Daytona, TBD	at Greenville, TBD		
April 19	at Durham, 7:05	at Chattanooga, TBD	Daytona, TBD	at Greenville, TBD		
April 20	at Durham, 6:35	Montgomery, TBD	Daytona, TBD	at Greenville, TBD		
April 21	at Durham, 5:05	Montgomery, TBD	OFF	OFF		
April 22	OFF	Montgomery, TBD	at Clearwater, TBD	Lakewood, 7:00		
April 23	Indianapolis, 7:05	Montgomery, TBD	at Clearwater, TBD	Lakewood, 7:00		
April 24	Indianapolis, 7:05	Montgomery, TBD	at Clearwater, TBD	Lakewood, 10:30 A		
April 25	Indianapolis, 12:05	at Mobile, TBD	at St. Lucie, TBD	Kannapolis, 7:00		
April 26	Toledo, 7:05	at Mobile, TBD	at St. Lucie, TBD	Kannapolis, 7:00		
April 27	Toledo, 6:05	at Mobile, TBD	at St. Lucie, TBD	Kannapolis, 6:00		
April 28	Toledo, 1:05	at Mobile, TBD	at St. Lucie, TBD	Kannapolis, 2:00		
April 29	at Charlotte, 7:04	at Mobile, TBD	OFF	OFF		
April 30	at Charlotte, 7:04	OFF	Lakeland, TBD	at Greensboro, 7:00		
May 1	at Charlotte, 11:05 A	Jacksonville, TBD	Lakeland, TBD	at Greensboro, 7:00		
May 2	at Durham, 7:05	Jacksonville, TBD	Lakeland, TBD	at Greensboro, 7:00		
May 3	at Durham, 7:05	Jacksonville, TBD	Tampa, TBD	at Lakewood, 7:05		
May 4	at Durham, 6:35	Jacksonville, TBD	Tampa, TBD	at Lakewood, 4:05		
May 5	at Durham, 5:05	Jacksonville, TBD	Tampa, TBD	at Lakewood, 1:05		
May 6	at Durham, 1:05	Pensacola, TBD	at Lakeland, TBD	at Lakewood, 6:35		
May 7	Buffalo, 7:05	Pensacola, TBD	at Lakeland, TBD	OFF		
May 8	Buffalo, 7:05	Pensacola, TBD	at Lakeland, TBD	Greenville, 7:00		
May 9	Buffalo, 10:35 A	Pensacola, TBD	at Jupiter, TBD	Greenville, 10:30 A		
May 10	Pawtucket, 7:05	Pensacola, TBD	at Jupiter, TBD	Greenville, 7:00		
May 11	at Pawtucket, 6:05	at Montgomery, TBD	at Jupiter, TBD	at Columbia, TBD		
May 12	Pawtucket, 1:05	at Montgomery, TBD	OFF	at Columbia, TBD		
May 13	OFF	at Montgomery, TBD	St. Lucie, TBD	at Columbia, TBD		
May 14	at Buffalo, 6:05	at Montgomery, TBD	St. Lucie, TBD	Asheville, 7:00		
May 15	at Buffalo, 6:05	at Montgomery, TBD	St. Lucie, TBD	Asheville, 10:30 A		
May 16	at Buffalo, 6:05	at Birmingham, TBD	St. Lucie, TBD	Asheville, 7:00		
May 17	at Pawtucket, 6:05	at Birmingham, TBD	Jupiter, TBD	Columbia, 7:00		
May 18	at Pawtucket, 6:15	at Birmingham, TBD	Jupiter, TBD	Columbia, 6:00		
May 19	at Pawtucket, 1:05	at Birmingham, TBD	Jupiter, TBD	Columbia, 2:00		
May 20	OFF	at Birmingham, TBD	at Tampa, TBD	Columbia, 1:00		
May 21	Charlotte, 7:05	OFF	at Tampa, TBD	at Augusta, 7:05		
May 22	Charlotte, 7:05	Jacksonville, TBD	at Tampa, TBD	at Augusta, 7:05		
May 23	Charlotte, 7:05	Jacksonville, TBD	at Dunedin, TBD	at Augusta, 7:05		
May 24	Norfolk, 7:05	Jacksonville, TBD	at Dunedin, TBD	at Augusta, 7:05		
May 25	Norfolk, 6:05	Jacksonville, TBD	at Dunedin, TBD	Asheville, 6:00		

2019 MINOR LEAGUE SCHEDULES

Date	Gwinnett	Mississippi	Florida	Rome	Danville	GCL
May 26	Norfolk, 1:05	Jacksonville, TBD	at Dunedin, TBD	Asheville, 2:00		
May 27	Norfolk, 6:05	OFF	OFF	Asheville, 7:00		
May 28	at Toledo, 6:35	at Pensacola, TBD	Fort Myers, TBD	Asheville, 1:00		
May 29	at Toledo, 10:35 A	at Pensacola, TBD	Fort Myers, TBD	OFF		
May 30	at Toledo, 6:35	at Pensacola, TBD	Fort Myers, TBD	at Hagerstown, TBD		
May 31	at Indianapolis, 7:15	at Pensacola, TBD	Palm Beach, TBD	at Hagerstown, TBD		
June 1	at Indianapolis, 7:05	at Pensacola, TBD	Palm Beach, TBD	at Hagerstown, TBD		
June 2	at Indianapolis, 1:35	Biloxi, TBD	Palm Beach, TBD	at Hagerstown, TBD		
June 3	at Charlotte, 7:04	Biloxi, TBD	at Fort Myers, TBD	at Columbia, TBD		
June 4	at Charlotte, 7:04	Biloxi, TBD	at Fort Myers, TBD	at Columbia, TBD		
June 5	at Charlotte, 7:04	Biloxi, TBD	at Fort Myers, TBD	at Columbia, TBD		
June 6	Durham, 7:05	Biloxi, TBD	at Fort Myers, TBD	Lexington, 7:00		
June 7	Durham, 7:05	at Jackson, 7:05	at Tampa, TBD	Lexington, 7:00		
June 8	Durham, 6:05	at Jackson, 7:05	at Tampa, TBD	Lexington, 6:00		
June 9	Durham, 1:05	at Jackson, 3:05	at Tampa, TBD	Lexington, 2:00		
June 10	OFF	at Jackson, 7:05	Dunedin, TBD	Charleston, 7:00		
June 11	at Lehigh Valley, 7:05	at Jackson, 1:05	Dunedin, TBD	Charleston, 7:00		
June 12	at Lehigh Valley, 7:05	Mobile, TBD	Dunedin, TBD	Charleston, 1:00		
June 13	at Lehigh Valley, 7:05	Mobile, TBD	Dunedin, TBD	at Augusta, 7:05		
June 14	at Syracuse, 7:05	Mobile, TBD	All-Star Break	at Augusta, 7:05		
June 15	at Syracuse, 7:05	Mobile, TBD	All-Star Break	at Augusta, 6:05		
June 16	at Syracuse, 1:05	Mobile, TBD	All-Star Break	at Augusta, 2:05		
June 17	OFF	All-Star Break	at Daytona, 7:05	All-Star Break		
June 18	Louisville, 7:05	All-Star Break	at Daytona, 7:05	All-Star Break	Princeton, TBD	
June 19	Louisville, 7:05	All-Star Break	at Daytona, 10:35 A	All-Star Break	Princeton, TBD	
June 20	Louisville, 12:05	at Biloxi, TBD	St. Lucie, TBD	Hagerstown, 7:00	Princeton, TBD	
June 21	Syracuse, 7:05	at Biloxi, TBD	St. Lucie, TBD	Hagerstown, 7:00	Johnson City, TBD	
June 22	Syracuse, 6:05	at Biloxi, TBD	St. Lucie, TBD	Hagerstown, 6:00	Johnson City, TBD	
June 23	Syracuse, 1:05	at Biloxi, TBD	St. Lucie, TBD	Hagerstown, 2:00	Johnson City, TBD	
June 24	at Norfolk, 7:05	at Biloxi, TBD	OFF	Charleston, 7:00	OFF	
June 25	at Norfolk, 7:05	Jackson, TBD	Palm Beach, TBD	Charleston, 7:00	at Bluefield, TBD	
June 26	at Charlotte, 7:04	Jackson, TBD	Palm Beach, TBD	Charleston, 1:00	at Bluefield, TBD	
June 27	at Charlotte, 7:04	Jackson, TBD	Palm Beach, TBD	at Greenville, TBD	at Bluefield, TBD	
June 28	Indianapolis, 7:05	Jackson, TBD	at Tampa, TBD	at Greenville, TBD	at Pulaski, TBD	
June 29	Indianapolis, 6:05	Jackson, TBD	at Tampa, TBD	at Greenville, TBD	at Pulaski, TBD	
June 30	Indianapolis, 1:05	at Pensacola, TBD	at Tampa, TBD	at Greenville, TBD	at Pulaski, TBD	
July 1	at Norfolk, 7:05	at Pensacola, TBD	at Dunedin, TBD	at Kannapolis, TBD	Bluefield, TBD	
July 2	at Norfolk, 7:05	at Pensacola, TBD	at Dunedin, TBD	at Kannapolis, TBD	Bluefield, TBD	
July 3	at Norfolk, 7:05	at Pensacola, TBD	at Dunedin, TBD	at Kannapolis, TBD	Bluefield, TBD	
July 4	Durham, 7:05	Biloxi, TBD	at Bradenton, TBD	Asheville, 7:00	at Princeton, TBD	
July 5	Durham, 7:05	Biloxi, TBD	at Bradenton, TBD	Asheville, 7:00	at Princeton, TBD	
July 6	Durham, 6:05	Biloxi, TBD	at Bradenton, TBD	Asheville, 6:00	at Princeton, TBD	
July 7	Durham, 1:05	Biloxi, TBD	at Bradenton, TBD	Asheville, 2:00	Burlington, TBD	
July 8	All-Star Break	Biloxi, TBD	Charlotte, TBD	OFF	Burlington, TBD	
July 9	All-Star Break	Biloxi, TBD	Charlotte, TBD	at Charleston, 7:05	OFF	
July 10	All-Star Break	OFF	Charlotte, TBD	at Charleston, 12:05	Greenville, TBD	
July 11	at Charlotte, 7:04	at Jacksonville, TBD	Charlotte, TBD	at Charleston, 7:05	Greenville, TBD	
July 12	at Charlotte, 7:04	at Jacksonville, TBD	at Clearwater, TBD	at Kannapolis, TBD	Greenville, TBD	
July 13	at Charlotte, 7:04	at Jacksonville, TBD	at Clearwater, TBD	at Kannapolis, TBD	at Burlington, TBD	
July 14	at Charlotte, 5:05	at Jacksonville, TBD	at Clearwater, TBD	at Kannapolis, TBD	at Burlington, TBD	
July 15	Lehigh Valley, 7:05	at Jacksonville, TBD	OFF	Lexington, 7:00	at Burlington, TBD	
July 16	Lehigh Valley, 7:05	at Jacksonville, TBD	at Palm Beach, TBD	Lexington, 7:00	at Burlington, TBD	
July 17	Lehigh Valley, 7:05	OFF	at Palm Beach, TBD	Lexington, 1:00	Pulaski, TBD	
July 18	Lehigh Valley, 12:05	Pensacola, TBD	at Palm Beach, TBD	at Asheville, 7:05	Pulaski, TBD	

FRONT OFFICE

MANAGER & STAFF

PLAYER BIOS

SEASON IN REVIEW

PLAYER DEVELOPMENT

BRAVES HISTORY

OPPONENTS

MISCELLANEOUS

Date	Gwinnett	Mississippi	Florida	Rome	Danville	GCL
July 19	Rochester, 7:05	Pensacola, TBD	Fort Myers, TBD	at Asheville, 7:05	Pulaski, TBD	
July 20	Rochester, 6:05	Pensacola, TBD	Fort Myers, TBD	at Asheville, 6:05	at Johnson City, TBD	
July 21	Rochester, 1:05	Pensacola, TBD	Fort Myers, TBD	at Asheville, 2:05	at Johnson City, TBD	
July 22	OFF	at Jackson, 7:05	at Lakeland, TBD	OFF	at Johnson City, TBD	
July 23	at Louisville, 7:00	at Jackson, 7:05	at Lakeland, TBD	Hagerstown, 7:00	at Greeneville, TBD	
July 24	at Louisville, 12:00	at Jackson, 7:05	at Lakeland, TBD	Hagerstown, 7:00	at Greeneville, TBD	
July 25	at Louisville, 7:00	at Jackson, 7:05	Daytona, TBD	Hagerstown, 7:00	at Greeneville, TBD	
July 26	at Columbus, 7:15	at Jackson, 7:05	Daytona, TBD	West Virginia, 7:00	Bluefield, TBD	
July 27	at Columbus, 7:15	at Mobile, TBD	Daytona, TBD	West Virginia, 6:00	Bluefield, TBD	
July 28	at Columbus, 4:05	at Mobile, TBD	Daytona, TBD	West Virginia, 2:00	Bluefield, TBD	
July 29	Durham, 7:05	at Mobile, TBD	OFF	West Virginia, 1:00	OFF	
July 30	Durham, 7:05	at Mobile, TBD	Clearwater, TBD	OFF	at Pulaski, TBD	
July 31	Norfolk, 7:05	at Mobile, TBD	Clearwater, TBD	at Hagerstown, TBD	at Pulaski, TBD	
August 1	Norfolk, 7:05	Tennessee, TBD	Clearwater, TBD	at Hagerstown, TBD	at Pulaski, TBD	
August 2	Charlotte, 7:05	Tennessee, TBD	at Jupiter, TBD	at Hagerstown, TBD	Princeton, TBD	
August 3	Charlotte, 6:05	Tennessee, TBD	at Jupiter, TBD	at West Virginia, 6:05	Princeton, TBD	
August 4	Charlotte, 1:05	Tennessee, TBD	at Jupiter, TBD	at West Virginia, 2:05	Princeton, TBD	
August 5	OFF	Tennessee, TBD	at Daytona, 7:05	at West Virginia, 7:05	Bristol, TBD	
August 6	at Rochester, 7:05	OFF	at Daytona, 7:05	at West Virginia, 12:05	Bristol, TBD	
August 7	at Rochester, 7:05	at Jacksonville, TBD	at Daytona, 7:05	OFF	Bristol, TBD	
August 8	at Rochester, 7:05	at Jacksonville, TBD	Lakeland, TBD	Augusta, 7:00	at Burlington, TBD	
August 9	at Scranton/WB, 7:05	at Jacksonville, TBD	Lakeland, TBD	Augusta, 7:00	at Burlington, TBD	
August 10	at Scranton/WB, 6:35	at Jacksonville, TBD	Lakeland, TBD	Augusta, 6:00	at Burlington, TBD	
August 11	at Scranton/WB, 1:05	at Jacksonville, TBD	Lakeland, TBD	Augusta, 2:00	OFF	
August 12	OFF	OFF	Bradenton, TBD	at Asheville, 7:05	at Kingsport, TBD	
August 13	Columbus, 7:05	Birmingham, TBD	Bradenton, TBD	at Asheville, 7:05	at Kingsport, TBD	
August 14	Columbus, 7:05	Birmingham, TBD	Bradenton, TBD	at Asheville, 7:05	at Kingsport, TBD	
August 15	Columbus, 7:05	Birmingham, TBD	Bradenton, TBD	at Columbia, TBD	Elizabethton, TBD	
August 16	Scranton/WB, 7:05	Birmingham, TBD	at Clearwater, TBD	at Columbia, TBD	Elizabethton, TBD	
August 17	Scranton/WB, 6:05	Birmingham, TBD	at Clearwater, TBD	at Columbia, TBD	Elizabethton, TBD	
August 18	Scranton/WB, 1:05	Pensacola, TBD	at Clearwater, TBD	at Columbia, TBD	Kingsport, TBD	
August 19	at Norfolk, 7:05	Pensacola, TBD	OFF	OFF	Kingsport, TBD	
August 20	at Norfolk, 7:05	Pensacola, TBD	Tampa, TBD	Kannapolis, 7:00	Kingsport, TBD	
August 21	at Norfolk, 7:05	Pensacola, TBD	Tampa, TBD	Kannapolis, 1:00	Burlington, TBD	
August 22	at Norfolk, 12:05	Pensacola, TBD	Tampa, TBD	Kannapolis, 7:00	Burlington, TBD	
August 23	at Durham, 7:05	at Biloxi, TBD	Dunedin, TBD	Columbia, 7:00	at Elizabethton, TBD	
August 24	at Durham, 6:35	at Biloxi, TBD	Dunedin, TBD	Columbia, 6:00	at Elizabethton, TBD	
August 25	at Durham, 5:05	at Biloxi, TBD	Dunedin, TBD	Columbia, 2:00	at Elizabethton, TBD	
August 26	Norfolk, 7:05	at Biloxi, TBD	at Charlotte, TBD	at Greensboro, 7:00	at Bristol, TBD	
August 27	Norfolk, 7:05	at Biloxi, TBD	at Charlotte, TBD	at Greensboro, 7:00	at Bristol, TBD	
August 28	Norfolk, 7:05	OFF	at Charlotte, TBD	at Greensboro, 7:00	at Bristol, TBD	
August 29	Norfolk, 7:05	Chattanooga, TBD	at Charlotte, TBD	at Greensboro, 7:00		
August 30	at Durham, 7:05	Chattanooga, TBD	at Palm Beach, TBD	Asheville, 7:00		
August 31	at Durham, 6:35	Chattanooga, TBD	at Palm Beach, TBD	Asheville, 6:00		
September 1	at Durham, 5:05	Chattanooga, TBD	at Palm Beach, TBD	Asheville, 2:00		
September 2	at Durham, 1:05	Chattanooga, TBD	OFF	Asheville, 1:00		

MINOR LEAGUE PLAYERS [AS OF 1/15/2019]

Alesandro, Ronaldo (RHP)	Graham, Josh (RHP)	Noguera, Gabriel (LHP)	Vallejo, Joselin (RHP)
Allison, Tanner (LHP)	Groesbeck, Adam (OF)	Nunez, Oscar (RHP)	Vargas, Leonardo (RHP)
Aquino, Alex (INF)	Guitian, Emmanuel (C)	Okazaki, Yuta (C)	Vargas, Luis (RHP)
Asencio, Eudi (RHP)	Guth, Zach (LHP)	Olague, Jose (RHP)	Vasquez, Braulio (INF)
Bacon, Troy (RHP)	Harpenau, Ty (RHP)	Ordonez, Sergio (C)	Vasquez, Williams (RHP)
Baerga, Carlos (OF)	Harris, Trey (OF)	Ovando, Luis (INF)	Venter, Brendan (INF)
Bautista, Asmin (OF)	Harrison, Jordan (LHP)	Owenby, Hagen (C)	Vidal, Frankelvin (RHP)
Bautista, Jorge (RHP)	Hartman, Matt (RHP)	Paiva, Carlos (OF)	Vizcaino, Nick (INF)
Beck, Tristan (RHP)	Herbert, Lucas (C)	Palma, Jose (OF)	Vodnik, Victor (RHP)
Bennett, Shairon (RHP)	Hernandez, Daysbel (RHP)	Paraguete, Carlos (INF)	Volquez, Albinson (RHP)
Benson, Griffin (INF)	Hernandez, Jose (OF)	Pena, Kelvin (C)	Walker, Jeremy (RHP)
Bermudez, Jose (OF)	Hernandez, Ray (INF)	Pena, Miguel (RHP)	Weisenberg, Keith (RHP)
Berne, Mason (INF)	Higginbotham, Jake (LHP)	Perez, Jordano (RHP)	Welsh, Bradey (RHP)
Borkovich, Walter (RHP)	Hodgson, Alger (RHP)	Pfeifer, Philip (LHP)	White, Brandon (RHP)
Brown, Logan (C)	Hoekstra, Kurt (INF)	Polanco, Walner (RHP)	Wilson, Brooks (RHP)
Bryson, Denzel (C)	Hursh, Jason (RHP)	Quintero, Henry (OF)	Wilson, Israel (INF)
Camacho, Alex (RHP)	Izaguirre, Jonaiker (OF)	Ramos, Jeffrey (OF)	Withrow, Matt (RHP)
Caminero, Carlos (LHP)	Javier, Ciriaco (RHP)	Rangel, Alan (RHP)	Woods, William (RHP)
Cavalieri, Victor (LHP)	Javier, Odalvi (RHP)	Reyes, Charles (OF)	Zamora, Christian (OF)
Celedonio, Raulin (RHP)	Jerez, Miguel (LHP)	Reyes, Joel (OF)	
Cerrato, Wiston (C)	Jimenez, Edwin (LHP)	Riley, Trey (RHP)	
Chapman, Brandon (C)	Johnson-Mullins, Chase (LHP)	Rodgers, Jordan (INF)	
Creasy, Jason (RHP)	Johnstone, Connor (RHP)	Rodriguez, Estarlin (RHP)	
Crowley, Alan (C)	Josephina, Kevin (INF)	Rodriguez, Gabriel (LHP)	
Cruz, Derian (INF)	Julian, Deyvis (RHP)	Rodriguez, Jorge (OF)	
Cullen, Greg (INF)	Kelly, Justin (LHP)	Rodriguez, Kelvin (LHP)	
Curtis, John (LHP)	Kennedy, Jon (LHP)	Rodriguez, Rainiery (RHP)	
Daniels, Zach (RHP)	Kingham, Nolan (RHP)	Rodriguez, Ricardo (C)	
Davidson, Braxton (OF)	Kurz, Cameron (RHP)	Rojas, Luidemid (IF)	
Deal, Hayden (LHP)	Langhorne, Brett (INF)	Roney, Bradley (RHP)	
Dean, Justin (OF)	Lara, Yandri (INF)	Rowland, Matt (RHP)	
De Hoyos, Victor (C)	Lawson, Tanner (LHP)	Salazar, Alejandro (INF)	
De Jesus, Luis (RHP)	Leyva, Elian (RHP)	Salinas, Royber (RHP)	
De La Cruz, Carlos (RHP)	Lien, Connor (OF)	Sanchez, Filyer (LHP)	
De La Cruz, Jasseel (RHP)	Lockhart, Daniel (INF)	Santiago, Andres (RHP)	
De La Cruz, Randy (OF)	Lopez, Yoeli (OF)	Santos, Lisandro (LHP)	
De La Cruz, Wilton (OF)	Lourie, Jackson (RHP)	Schwartz, Garrison (OF)	
Delgado, Riley (INF)	Lugbauer, Drew (C)	Seipel, Zach (RHP)	
Demeritte, Travis (INF)	Mader, Michael (LHP)	Shetter, Ryan (RHP)	
De Paula, Rafael (RHP)	Mateja, Michael (INF)	Shumpert, Nick (INF)	
Diaz, Luis (RHP)	McLaughlin, Sean (RHP)	Sierra, Hector (INF)	
Didder, Ray-Patrick (OF)	McReaken, Mason (RHP)	Sierra, Osiris (LHP)	
Dilone, Jose (INF)	Medina, Yerangel (INF)	Simmons, Connor (LHP)	
Dirks, Caleb (RHP)	Mejia, Dilmer (LHP)	Smith, Justin (OF)	
Downes, Brandon (OF)	Mejia, Luis (INF)	Soderman, Ray (C)	
Dyals, Cutter (RHP)	Mezquita, Brandol (OF)	Solano, Kevin (RHP)	
Encarnacion, Kimberling (C)	Michel, Shean (OF)	Soria, Zack (C)	
Estrada, Deivi (OF)	Montilla, Jose (RHP)	Stallings, Mitch (LHP)	
Estrada, Rusber (C)	Mooney, Marcus (INF)	Stevens, Eliezel (INF)	
Fernandez, Jeremy (INF)	Mora, Luis (RHP)	Sucre, Antonio (OF)	
Ferreira, Emeli (INF)	Morales, Juan (INF)	Tarnok, Freddy (RHP)	
Florentino, Darling (INF)	Moreno, Cesari (RHP)	Then, Alexander (INF)	
Floyd, Francisco (INF)	Moritz, Andrew (OF)	Unroe, Riley (INF)	
Giardina, Sal (C)	Munoz, Roddery (RHP)	Valdez, Nonato (RHP)	
Graffanino, AJ (INF)	Neslony, Tyler (OF)	Valenzuela, Luis (INF)	

ALESANDRO, RONALDO RIGHT-HANDED PITCHER

Bats: R **Throws:** R **Height:** 6-0 **Weight:** 170
Born: 5/7/98 in Higuey, DR **Resides:** La Romana, DR
Obtained: Signed by the Braves as a non-drafted free agent on June 11, 2018.
Signed By: Carlos Sequera

Year	Club	W-L	ERA	G	GS	CG	SHO	SV	IP	H	R	ER	HR	HB	BB	SO	WP	BK
2018	DSL Braves	0-4	2.60	11	8	0	0	0	34.2	31	16	10	0	4	22	47	9	2

ALLISON, TANNER LEFT-HANDED PITCHER

Bats: L **Throws:** L **Height:** 6-1 **Weight:** 210
Born: 5/23/95 in Lansing, MI **Resides:** Portland, MI
School: Western Michigan University
Obtained: Selected by the Braves in the 19th round of the 2017 First-Year Player Draft
Signed By: Rick Sellers

2018 Review: Appeared in 32 games across three levels of the Atlanta system, combining to go 3-1 with a 6.90 ERA (47 ER/61.1 IP) between Single-A Rome, rookie-level Danville and High-A Florida...Allowed seven hits, two walks, three homers and 10 runs, all earned, in just 0.2 innings on 5/10 at Augusta...**2017:** Tied for the GCL Braves lead with two saves in his debut season...Allowed just one hit in 16 at-bats (.063) versus left-handed batters...Drafted by Atlanta in the 19th round of the 2017 draft...Named MAC Player of the Year in his junior season at Western Michigan after batting .356 and slugging .574 as an outfielder.

Year	Club	W-L	ERA	G	GS	CG	SHO	SV	IP	H	R	ER	HR	HB	BB	SO	WP	BK
2017	GCL Braves	1-1	2.20	11	0	0	0	2	16.1	14	6	4	0	1	2	15	2	0
2018	Rome	1-0	13.13	18	0	0	0	0	24.0	42	37	35	3	1	18	19	4	0
	Danville	2-0	2.62	13	0	0	0	1	34.1	24	10	10	2	2	12	35	3	0
	Florida	0-1	6.00	1	1	0	0	0	3.0	2	3	2	1	0	4	4	0	0
Minor Totals		4-2	5.91	43	1	0	0	3	77.2	82	56	51	6	4	36	73	9	0

AQUINO, ALEX RIGHT-HANDED PITCHER

Bats: R **Throws:** R **Height:** 6-2 **Weight:** 190
Born: 7/6/96 in San Cristobal, DR **Resides:** Bani, DR
Obtained: Signed by the Braves as a non-drafted free agent on October 2, 2014
Signed By: Remmy Hernández

Year	Club	W-L	ERA	G	GS	CG	SHO	SV	IP	H	R	ER	HR	HB	BB	SO	WP	BK	
2017	GCL Braves	0-1	7.56	7	0	0	0	1	8.1	7	7	7	0	1	11	5	6	1	
2018	GCL Braves	1-3	5.92	14	1	0	0	0	24.1	25	17	16	3	3	14	21	3	0	
Minor Totals		1-4	6.34	21	1	0	0	1	32.2	32	24	23	3	4	25	26	9	1	
Year	Club	AVG	G	AB	R	H	2B	3B	HR	RBI	SH	SF	HP	BB	SO	SB-CS	OBP	SLG	E
2015	DSL Braves	.266	63	214	30	57	5	3	0	19	3	1	2	10	50	8-4	.304	.318	23
2016	GCL Braves	.274	43	135	17	37	11	0	1	19	5	2	3	9	25	5-1	.329	.378	14
Minor Totals		.269	106	349	47	94	16	3	1	38	8	3	5	19	75	13-5	.314	.341	37

ASENCIO, EUDI RIGHT-HANDED PITCHER

Bats: R **Throws:** R **Height:** 6-3 **Weight:** 170
Born: 2/28/99 in San Cristobal, DR **Resides:** San Cristobal, DR
Obtained: Signed by the Braves as a non-drafted free agent on July 2, 2017
Signed By: Jonathan Cruz

2018 Review: Named DSL Pitcher of the Month by the organization after going 1-1 with a 1.00 ERA (2 ER/18.0 IP) across four starts in August.

Year	Club	W-L	ERA	G	GS	CG	SHO	SV	IP	H	R	ER	HR	HB	BB	SO	WP	BK
2017	DSL Braves	0-0	3.10	10	4	0	0	0	20.1	13	9	7	1	6	13	17	3	1
2018	DSL Braves	5-5	2.63	14	14	0	0	0	61.2	44	27	18	1	5	21	52	11	0
Minor Totals		5-5	2.74	24	18	0	0	0	82.0	57	36	25	2	11	34	69	14	1

BACON, TROY RIGHT-HANDED PITCHER

Bats: R **Throws:** R **Height:** 6-0 **Weight:** 190
Born: 9/26/96 in Tampa, FL **Resides:** Tampa, FL
School: Santa Fe CC (FL)
Obtained: Selected by the Braves in the fourth round (110th overall) of the 2017 First-Year Player Draft
Signed By: Hugh Buchanan

2018 Review: Split his second professional season between High-A Florida and Single-A Rome, combining to go 3-2 with a 2.48 ERA (15 ER/54.1 IP), 55 strikeouts and four saves across 30 games...Ranked fifth among Atlanta relief farmhands (min. 30.0 IP) with a 2.48 ERA, and ranked in the Top 10 among all Braves prospects in strikeout-to-walk ratio (7th, 3.63) and saves (T8th, 4)...**2017:** Appeared in 13 games with the GCL Braves in his debut campaign, going 1-1 with a pair of saves and a 3.44 ERA (7 ER/18.1 IP)...Allowed four runs in 0.1 innings in his professional debut, before pitching to a 1.50 ERA (3 ER/18.0 IP) in his final 12 appearances.

Year	Club	W-L	ERA	G	GS	CG	SHO	SV	IP	H	R	ER	HR	HB	BB	SO	WP	BK
2017	GCL Braves	1-1	3.44	13	0	0	0	2	18.1	11	7	7	1	1	7	22	1	0
2018	Florida	2-1	2.68	20	0	0	0	1	37.0	32	12	11	3	2	15	36	0	1
	Rome	1-1	2.08	12	0	0	0	3	17.1	16	7	4	1	0	3	19	0	0
Minor Totals		4-3	2.72	45	0	0	0	6	72.2	59	26	22	5	3	25	77	1	1

BAERGA, CARLOS *OUTFIELDER*

Bats: L **Throws:** L **Height:** 5-8 **Weight:** 180
Born: 9/2/95 in Cleveland, OH **Resides:** Bayamon, PR
School: University of Northwestern Ohio
Obtained: Signed by the Braves as a non-drafted free agent on June 26, 2017
Signed By: Rick Sellers

Year	Club	AVG	G	AB	R	H	2B	3B	HR	RBI	SH	SF	HP	BB	SO	SB-CS	OBP	SLG	E
2017	GCL Braves	.208	40	120	17	25	7	0	0	6	5	0	4	15	12	0-1	.317	.267	3
2018	Danville	.235	45	149	23	35	8	0	1	13	0	2	0	19	27	2-0	.318	.309	0
Minor Totals		.223	85	269	40	60	15	0	1	19	5	2	4	34	39	2-1	.317	.290	3

BAUTISTA, ASMIN *OUTFIELDER*

Bats: L **Throws:** L **Height:** 5-11 **Weight:** 205
Born: 10/27/00 in San Juan De La Maguana, DR **Resides:** San Juan De La Maguana, DR
Obtained: Signed by the Braves as a non-drafted free agent on July 2, 2017
Signed By: Jonathan Cruz

Year	Club	AVG	G	AB	R	H	2B	3B	HR	RBI	SH	SF	HP	BB	SO	SB-CS	OBP	SLG	E
2018	DSL Braves	.165	54	176	16	29	5	1	4	21	0	3	4	28	45	2-1	.289	.273	3

BAUTISTA, JORGE *RIGHT-HANDED PITCHER*

Bats: R **Throws:** R **Height:** 6-0 **Weight:** 155
Born: 12/10/00 in La Romana, DR **Resides:** La Romana, DR
Obtained: Signed by the Braves as a non-drafted free agent on July 6, 2018
Signed By: Jonathan Cruz

Year	Club	W-L	ERA	G	GS	CG	SHO	SV	IP	H	R	ER	HR	HB	BB	SO	WP	BK
2018	DSL Braves	0-0	3.18	8	0	0	0	1	11.1	14	4	4	0	2	8	7	3	0

BECK, TRISTAN *RIGHT-HANDED PITCHER*

Bats: R **Throws:** R **Height:** 6-4 **Weight:** 190
Born: 6/24/96 in La Jolla, CA **Resides:** Corona, CA
School: Stanford University (CA)
Obtained: Selected by the Braves in the fourth round (112th overall) in the 2018 First-Year Player Draft
Signed By: Jim Blueberg

2018 Recap: Appeared in three games with the GCL Braves after being drafted, and tossed 4.2 scoreless innings...Prior to being drafted, returned to the mound and posted an 8-4 record in 15 games started with a 2.98 ERA (30 ER/90.2 IP) at StaDenford...Missed all of 2017 after suffering a stress fracture in his lower back.

Year	Club	W-L	ERA	G	GS	CG	SHO	SV	IP	H	R	ER	HR	HB	BB	SO	WP	BK
2018	GCL Braves	0-0	0.00	3	1	0	0	0	4.2	4	0	0	0	0	2	7	0	0

BENNETT, SHAIRON *RIGHT-HANDED PITCHER*

Bats: R **Throws:** R **Height:** 6-4 **Weight:** 220
Born: 12/30/01 in Laguna de Perlas, Nicaragua **Resides:** Laguna de Perlas, Nicaragua
Obtained: Signed by the Braves as a non-drafted free agent on August 21, 2018
Signed By: Chris Roque

Year	Club	W-L	ERA	G	GS	CG	SHO	SV	IP	H	R	ER	HR	HB	BB	SO	WP	BK
------	------	-----	-----	---	----	----	-----	----	----	---	---	----	----	----	----	----	----	----

2019 Will Be First Professional Season

BENSON, GRIFFIN INFIELDER

Bats: S **Throws:** R **Height:** 6-5 **Weight:** 220
Born: 9/28/97 in Ft. Worth, TX **Resides:** Ft. Worth, TX
School: Aledo (TX) HS
Obtained: Selected by the Braves in the 23rd round of the 2016 First-Year Player Draft
Signed By: Nate Dion

Year	Club	AVG	G	AB	R	H	2B	3B	HR	RBI	SH	SF	HP	BB	SO	SB-CS	OBP	SLG	E
2016	GCL Braves	.223	50	166	16	37	5	0	1	13	1	2	2	14	40	0-0	.288	.271	4
2017	Danville	.234	45	137	18	32	4	0	1	15	0	1	2	17	40	1-0	.325	.285	4
2018	Rome	.200	8	25	3	5	2	0	0	1	0	0	1	3	11	1-0	.310	.280	5
	Danville	.269	27	104	16	28	6	1	3	15	0	0	2	10	34	1-1	.345	.433	4
Minor Totals		.236	130	432	53	102	17	1	5	44	1	3	7	44	125	3-1	.315	.315	17

BERMÚDEZ, JOSÉ OUTFIELDER

Bats: S **Throws:** R **Height:** 6-2 **Weight:** 160
Born: 7/9/97 in Maracaibo, Venezuela **Resides:** Maracaibo, Venezuela
Obtained: Signed by the Braves as a non-drafted free agent on September 18, 2015
Signed By: Rolando Petit

Year	Club	AVG	G	AB	R	H	2B	3B	HR	RBI	SH	SF	HP	BB	SO	SB-CS	OBP	SLG	E
2016	DSL Braves	.258	52	159	28	41	6	1	0	17	5	0	5	17	47	11-2	.348	.308	2
2017	GCL Braves	.247	39	150	17	37	5	1	1	15	2	0	3	14	41	7-4	.323	.313	1
2018	Rome	.154	8	26	2	4	0	0	0	3	1	0	1	1	11	2-1	.214	.154	2
	Danville	.231	5	13	0	3	2	0	0	2	0	0	1	0	4	0-1	.286	.385	0
Minor Totals		.244	104	348	47	85	13	2	1	37	8	0	10	32	103	20-8	.326	.302	5

BERNE, MASON INFIELDER

Bats: R **Throws:** R **Height:** 6-3 **Weight:** 225
Born: 3/11/96 in Lumberton, NC **Resides:** Southport, NC
School: University of North Carolina - Wilmington
Obtained: Selected by the Braves in the 33rd round of the 2018 First-Year Player Draft
Signed By: Billy Best

Year	Club	AVG	G	AB	R	H	2B	3B	HR	RBI	SH	SF	HP	BB	SO	SB-CS	OBP	SLG	E
2018	GCL Braves	.160	33	100	4	16	7	0	0	7	0	1	0	13	26	1-1	.254	.230	3

BORKOVICH, WALTER RIGHT-HANDED PITCHER

Bats: R **Throws:** R **Height:** 6-5 **Weight:** 215
Born: 7/3/95 in Traverse City, MI **Resides:** Traverse City, MI
School: Michigan State University
Obtained: Signed by the Braves as a non-drafted free agent on June 26, 2017
Signed By: Rick Sellers

2018 Review: Split the season between Single-A Rome and High-A Florida, and combined to go 5-1 with a 1.47 ERA (14 ER/85.2 IP) and two saves across 34 games (six starts)...Led all Atlanta pitchers (min. 30.0 IP) in ERA... Was named a South Atlantic League Mid-Season All-Star after going 3-1 with a 2.48 ERA over 31 games to open the season...Made three scoreless starts totaling 17.0 innings with Florida in August and earned Fire Frogs co-pitcher of the month honors from the organization...**2017:** Played at three levels after signing with Atlanta as a non-drafted free agent, combining to go 3-2 with a 2.30 ERA (7 ER/27.1 IP) between the GCL Braves, rookie-level Danville and Single-A Rome...Fanned 30 and walked just three, and his 10.00 SO/BB ratio was second best among all Atlanta farmhands (min. 15 games).

Year	Club	W-L	ERA	G	GS	CG	SHO	SV	IP	H	R	ER	HR	HB	BB	SO	WP	BK
2017	GCL Braves	0-0	0.00	2	0	0	0	0	4.0	4	0	0	0	0	1	1	0	0
	Danville	2-1	3.00	8	0	0	0	2	12.0	12	6	4	2	0	1	13	2	0
	Rome	1-1	2.38	6	0	0	0	1	11.1	13	4	3	0	0	1	16	0	0
2018	Rome	4-1	1.83	31	3	0	0	2	68.2	62	18	14	3	4	15	44	3	0
	Florida	1-0	0.00	3	3	0	0	0	17.0	12	0	0	0	0	0	12	0	0
Minor Totals		8-3	1.67	50	6	0	0	5	113.0	103	28	21	5	4	18	86	5	0

BROWN, LOGAN CATCHER

Bats: L **Throws:** R **Height:** 6-1 **Weight:** 190
Born: 9/14/96 in Evansville, IN **Resides:** Mount Vernon, IN
School: University of Southern Indiana
Obtained: Selected by Atlanta in the 35th round of the 2018 First-Year Player Draft
Signed By: Kevin Barry

Year	Club	AVG	G	AB	R	H	2B	3B	HR	RBI	SH	SF	HP	BB	SO	SB-CS	OBP	SLG	E
2018	GCL Braves	.272	37	114	13	31	5	0	3	16	0	0	2	11	16	0-1	.346	.395	4

BRYSON, DENZEL CATCHER

Bats: R **Throws:** R **Height:** 5-11 **Weight:** 185
Born: 9/26/00 in Oranjestad, Aruba **Resides:** Eindhoven, Netherlands
Obtained: Signed by the Braves as a non-drafted free agent on October 3, 2018
Signed By: A.J. Scola

Year	Club	AVG	G	AB	R	H	2B	3B	HR	RBI	SH	SF	HP	BB	SO	SB-CS	OBP	SLG	E
2019 Will Be First Professional Season																			

CAMACHO, ALEX RIGHT-HANDED PITCHER

Bats: R **Throws:** R **Height:** 6-7 **Weight:** 245
Born: 7/29/96 in Stockton, CA **Resides:** Iodi, CA
School: Vanguard University (CA)
Obtained: Selected by the Braves in the 37th round of the 2018 First-Year Player Draft
Signed By: Dan Cox

Year	Club	W-L	ERA	G	GS	CG	SHO	SV	IP	H	R	ER	HR	HB	BB	SO	WP	BK
2018	GCL Braves	1-1	4.18	14	0	0	0	1	23.2	27	14	11	1	2	8	25	3	0
	Florida	0-0	0.00	3	0	0	0	0	5.0	1	0	0	0	0	2	4	2	0
	Rome	1-0	9.00	1	0	0	0	0	2.0	3	2	2	1	0	1	1	2	0
Minor Totals		2-1	3.82	18	0	0	0	1	30.2	31	16	13	2	2	11	30	7	0

CAMINERO, CARLOS LEFT-HANDED PITCHER

Bats: L **Throws:** L **Height:** 6-4 **Weight:** 185
Born: 9/17/97 in Bonao, DR **Resides:** Bonao, DR
Obtained: Signed by the Braves as a non-drafted free agent on September 19, 2016
Signed By: Caonabo Cosme

2018 Review: Ranked among Atlanta's relief farmhands (min. 30 IP) in ERA (2nd, 1.87) and saves (7th, 5).

Year	Club	W-L	ERA	G	GS	CG	SHO	SV	IP	H	R	ER	HR	HB	BB	SO	WP	BK
2017	DSL Braves	1-2	5.60	18	0	0	0	0	35.1	48	35	22	2	4	15	32	5	3
2018	DSL Braves	1-2	1.87	17	0	0	0	5	33.2	25	15	7	0	0	20	40	3	0
Minor Totals		2-4	3.78	35	0	0	0	5	69.0	73	50	29	2	4	35	72	8	3

CAVALIERI, VICTOR LEFT-HANDED PITCHER

Bats: L **Throws:** L **Height:** 6-1 **Weight:** 180
Born: 8/26/95 in Rochester, NY **Resides:** Rochester, NY
School: Houghton College (NY)
Obtained: Selected by the Braves in the 36th round of the 2018 First-Year Player Draft
Signed By: Alan Sandberg

Year	Club	W-L	ERA	G	GS	CG	SHO	SV	IP	H	R	ER	HR	HB	BB	SO	WP	BK
2018	GCL Braves	2-2	6.75	10	0	0	0	1	14.2	13	11	11	1	0	12	10	1	0
	Florida	0-0	16.71	6	0	0	0	0	7.0	10	13	13	0	1	10	5	4	0
Minor Totals		2-2	9.97	16	0	0	0	1	21.2	23	24	24	1	1	22	15	5	0

CELEDONIO, RAULIN RIGHT-HANDED PITCHER

Bats: R **Throws:** R **Height:** 6-6 **Weight:** 245
Born: 2/8/00 in Santo Domingo Centro, DR **Resides:** Santo Domingo Este, DR
Obtained: Signed by the Braves as a non-drafted free agent on September 27, 2017
Signed By: Jonathan Cruz

Year	Club	W-L	ERA	G	GS	CG	SHO	SV	IP	H	R	ER	HR	HB	BB	SO	WP	BK
2018	DSL Braves	1-1	12.15	18	0	0	0	1	26.2	33	45	36	2	4	40	38	16	0

CERRATO, WISTON CATCHER

Bats: S **Throws:** R **Height:** 5-10 **Weight:** 170
Born: 4/9/99 in Rivas, Nicaragua **Resides:** Rivas, Nicaragua
Obtained: Signed by the Braves as a non-drafted free agent on February 13, 2017
Signed By: Carlos Roque

Year	Club	AVG	G	AB	R	H	2B	3B	HR	RBI	SH	SF	HP	BB	SO	SB-CS	OBP	SLG	E
2017	DSL Braves	.186	33	86	6	16	4	0	0	6	0	1	2	12	24	5-1	.297	.233	7
2018	GCL Braves	.159	21	44	4	7	1	0	0	0	0	0	1	4	13	0-1	.245	.182	1
Minor Totals		.177	54	130	10	23	5	0	0	6	0	1	3	16	37	5-2	.280	.215	8

CHAPMAN, BRANDON CATCHER

Bats: R **Throws:** R **Height:** 6-0 **Weight:** 200
Born: 5/26/96 in Sarasota, FL **Resides:** Sarasota, FL
School: George Washington University (DC)
Obtained: Signed by the Braves as a non-drafted free agent on June 10, 2018
Signed By: Alan Sandberg

Year	Club	AVG	G	AB	R	H	2B	3B	HR	RBI	SH	SF	HP	BB	SO	SB-CS	OBP	SLG	E
2018	GCL Braves	.250	19	36	5	9	1	0	0	0	0	0	1	9	13	0-0	.413	.278	1

CREASY, JASON RIGHT-HANDED PITCHER

Bats: R **Throws:** R **Height:** 6-3 **Weight:** 225
Born: 5/13/92 in Raleigh, NC **Resides:** Clayton, NC
School: Clayton (NC) HS
Obtained: Selected by the Braves from the Arizona Diamondbacks in the minor-league phase of the 2018 Rule 5 Draft on December 13, 2018
Signed By: Greg Schilz (Pirates)

2018 Review: Appeared in 47 games in the independent Atlantic League before signing with Arizona and making six appearances with High-A Visalia...**2017:** Made 11 starts with St. Paul in the independent American Association...**2016:** Pitched in just 12 games...Was placed on Altoona's 7-day disabled list on 4/30 and missed three months with a right forearm strain...**2015:** Was named to the Eastern League Mid-Season All-Star team...Finished tied for third in the Eastern League in wins...**2014:** Ranked second in the Florida State League in starts and third in innings pitched...Issued the fewest walks per 9.0 innings (1.32) among Florida State League starters...Worked 43.2 innings without allowing a walk from 6/11 to 7/23...**2013:** Went 4-1 with a 1.59 ERA (34.0ip/6er) in his last six appearances (five starts) of the season.

Year	Club	W-L	ERA	G	GS	CG	SHO	SV	IP	H	R	ER	HR	HB	BB	SO	WP	BK
2011	GCL Pirates	0-0	1.69	3	2	0	0	0	5.1	7	3	1	0	0	3	3	1	0
2012	State College	0-5	5.63	14	14	0	0	0	54.1	66	39	34	3	5	20	29	3	2
2013	West Virginia	6-4	2.74	32	13	0	0	3	108.1	106	43	33	7	8	24	96	7	0
2014	Bradenton	8-9	3.93	28	27	0	0	0	148.2	165	75	65	13	12	22	100	6	1
2015	Altoona	12-8	4.41	27	25	0	0	1	147.0	163	79	72	12	13	52	71	8	1
2016	Altoona	4-1	6.07	8	5	0	0	0	29.2	34	24	20	2	1	10	16	1	0
	West Virginia	0-0	0.00	2	0	0	0	0	2.2	2	0	0	0	0	1	3	0	0
	Indianapolis	0-0	0.00	2	0	0	0	0	4.0	0	0	0	0	1	4	1	0	0
2017	St. Paul (IND)	4-5	5.68	11	11	0	0	0	57.0	72	39	36	3	3	20	49	6	1
2018	Long Island (IND)	0-0	11.25	3	0	0	0	0	4.0	6	5	5	2	0	3	8	0	0
	S. Maryland (IND)	1-1	1.96	44	0	0	0	1	36.2	33	8	8	1	2	6	50	4	0
	Visalia	1-1	6.75	6	0	0	0	0	6.2	10	8	5	1	0	3	10	0	0
Minor Totals		31-28	4.09	122	86	0	0	4	506.2	553	271	230	38	40	139	329	26	4

*Minor league totals do not include Independent League statistics

CROWLEY, ALAN CATCHER

Bats: R **Throws:** R **Height:** 6-3 **Weight:** 210
Born: 3/4/96 in Sanger, CA **Resides:** Sanger, CA
School: Reedley College (CA)
Obtained: Selected by the Braves in the 26th round of the 2016 First-Year Player Draft
Signed By: Jim Blueberg

Year	Club	AVG	G	AB	R	H	2B	3B	HR	RBI	SH	SF	HP	BB	SO	SB-CS	OBP	SLG	E
2016	GCL Braves	.327	26	52	7	17	0	0	1	3	0	0	0	4	9	0-0	.375	.385	1
2017	Danville	.211	13	38	7	8	3	0	2	5	1	0	1	3	10	1-0	.286	.447	1
	Rome	.185	8	27	0	5	2	0	0	1	0	0	0	1	11	0-0	.214	.259	1
2018	Rome	.179	18	56	6	10	4	0	1	3	0	1	2	5	32	0-0	.266	.304	2
	Florida	.077	4	13	1	1	0	0	0	1	0	0	0	0	7	1-0	.077	.077	0
Minor Totals		.220	69	186	21	41	9	0	4	13	1	1	3	13	69	2-0	.281	.333	5

CRUZ, DERIAN INFILDER

Bats: S **Throws:** R **Height:** 6-1 **Weight:** 195
Born: 10/3/98 in Puerto Plata, DR **Resides:** Puerto Plata, DR
Obtained: Signed by the Braves as a non-drafted free agent on July 2, 2015
Signed By: Matias Laureano

2018 Review: Played the full season with Single-A Rome and set career highs in games (112), hits (90) and home runs (4)...Played exclusively at second base defensively after making 92 appearances at shortstop over the previous two seasons...**2017:** Appeared in 79 games between Single-A Rome and rookie-level Danville, batting .211/.256/.287 between the two clubs...Opened the season with Rome before transferring to Danville on 5/15...Entered the season named by Baseball America as Atlanta's No. 22 prospect...**2016:** Split his first professional season between the GCL Braves and Danville, combining to bat .248 (53-for-214) with 21 runs, 17 extra-base hits and 21 RBI in 51 games between the two stops...Named by Baseball America as the 13th-best prospect in the Gulf Coast League and the 12th-best farmhand in the Appalachian League at the conclusion of the season...Amateur: Ranked by Baseball America as the fifth-best international prospect at the time of his signing, as well as the "Best Athlete" in the international free agent class.

Year	Club	AVG	G	AB	R	H	2B	3B	HR	RBI	SH	SF	HP	BB	SO	SB-CS	OBP	SLG	E
2016	GCL Braves	.309	26	110	11	34	7	1	2	16	1	1	3	2	16	4-1	.336	.445	6
	Danville	.183	25	104	10	19	4	3	0	5	0	1	0	3	28	3-2	.204	.279	12
2017	Rome	.167	29	114	14	19	6	1	0	13	3	1	3	3	35	3-2	.207	.237	16
	Danville	.235	50	213	32	50	9	1	2	22	2	3	1	14	61	11-5	.281	.315	20
2018	Rome	.222	112	406	41	90	15	4	4	31	7	1	6	12	114	4-9	.254	.308	30
Minor Totals		.224	242	947	108	212	41	10	8	87	13	7	13	34	254	25-19	.259	.314	84

CULLEN, GREG INFILDER

Bats: L **Throws:** R **Height:** 5-10 **Weight:** 190
Born: 11/13/96 in Rochester, NY **Resides:** Penfield, NY
School: Niagara University (NY)
Obtained: Selected by the Braves in the 15th round of the 2018 First-Year Player Draft
Signed By: Alan Sandberg

Year	Club	AVG	G	AB	R	H	2B	3B	HR	RBI	SH	SF	HP	BB	SO	SB-CS	OBP	SLG	E
2018	Danville	.280	55	207	30	58	12	3	2	33	0	2	3	29	29	0-1	.373	.396	3

CURTIS, JOHN LEFT-HANDED PITCHER

Bats: L **Throws:** L **Height:** 6-2 **Weight:** 180
Born: 10/15/95 in Morgantown, NC **Resides:** Lenoir, NC
School: Lenoir-Rhyne University (NC)
Obtained: Selected by the Braves in the eighth round (230th overall) of the 2017 First-Year Player Draft
Signed By: Billy Best

2018 Review: Made 13 appearances (three starts) between rookie-level Danville and Single-A Rome, combining to go 1-2 with a 3.56 ERA (17 ER/43.0 IP)...Led all Atlanta farmhands (min. 30 IP) in strikeout-to-walk ratio, fanning 39 batters and walking just six (7.59 SO/BB)...**2017:** Appeared in 15 games with rookie-level Danville after being drafted in the eighth round...Fanned 27 batters in 25.1 innings with Danville, and ranked seventh in the nation in strikeouts per 9.0 innings during his senior campaign at Lenoir-Rhyne (12.78 SO/9.0 IP).

Year	Club	W-L	ERA	G	GS	CG	SHO	SV	IP	H	R	ER	HR	HB	BB	SO	WP	BK
2017	Danville	0-1	2.13	15	0	0	0	1	25.1	18	7	6	1	0	9	27	3	0
2018	Danville	0-0	0.00	2	0	0	0	0	5.1	3	1	0	0	0	2	6	1	0
	Rome	1-2	4.06	11	3	0	0	0	37.2	38	21	17	2	2	4	33	1	1
Minor Totals		1-3	3.03	28	3	0	0	1	68.1	59	29	23	3	2	15	66	5	1

DANIELS, ZACH RIGHT-HANDED PITCHER

Bats: L **Throws:** R **Height:** 5-11 **Weight:** 170
Born: 4/21/97 in Cedar Rapids, IA **Resides:** Robins, IA
School: University of Iowa
Obtained: Selected by the Braves in the 19th round of the 2018 First-Year Player Draft
Signed By: Kevin Barry

Year	Club	W-L	ERA	G	GS	CG	SHO	SV	IP	H	R	ER	HR	HB	BB	SO	WP	BK
2018	Danville	2-2	2.65	11	0	0	0	1	17.0	19	7	5	1	0	5	15	4	0
	Rome	1-1	1.08	6	0	0	0	1	8.1	5	6	1	1	0	5	5	1	0
Minor Totals		3-3	2.13	17	0	0	0	2	25.1	24	13	6	2	0	10	20	5	0

DAVIDSON, BRAXTON OUTFIELDER

Bats: L **Throws:** L **Height:** 6-2 **Weight:** 240
Born: 6/18/96 in Asheville, NC **Resides:** Arden, NC
School: TC Roberson (NC) HS
Obtained: Selected by the Braves in the first round (32nd overall) of the 2014 First-Year Player Draft
Signed By: Billy Best

2018 Review: Played his third consecutive season with Atlanta's High-A affiliate and slugged a career-best 20 home runs, most in the Braves system...Also ranked in the Top 10 in walks (2nd, 58) and RBI (5th, 64)... Was named by the organization as Florida's Player of the Month for June after hitting .262 (22-for-84) with 14 extra-base hits (8 home runs) and 21 RBI in 25 games...Named Florida State League Player of the Week for 6/4-10 after batting .400 (10-for-25) with three doubles, four homers and eight RBI in seven games...**2017:** Spent his second consecutive campaign with Atlanta's High-A affiliate, batting .213/.339/.312 in 111 games with Florida...Named a Florida State League Mid-Season All-Star, the first all-star honor of his professional career...Paced all Atlanta farmhands and ranked second in the FSL with 66 walks, and his 221 free passes from 2015-2017 tied for seventh-most in the minors...Entered the 2017 season ranked by Baseball America as Atlanta's No. 21 prospect...**2016:** Played the full season with High-A Carolina and batted .224 (96-for-428) over 128 games...Ended the year in the Top 10 among Atlanta farmhands in walks (1st, 71), RBI (3rd, 63) and homers (T7th, 10)...Entered 2016 tabbed by Baseball America as Atlanta's No. 12 prospect, and as having the "Best Strike Zone Discipline" in the Braves system...**2015:** Played the 2015 season with Single-A Rome, where he led the R-Braves in doubles (23) and home runs (10), while pacing all Atlanta farmhands and the South Atlantic League with 84 walks...Led the Atlanta system (min. 75 games) with a .381 OBP...Baseball America named him as the eighth-best prospect in the South Atlantic League following the season...Entered 2015 labeled as Atlanta's 11th-best prospect as rated by Baseball America...**2014:** Split time between the GCL Braves and Danville (R), combining to hit .224 (33-for-147) with 24 runs and 11 RBI over 50 games...Exited the year as the 12th-best prospect in the GCL as ranked by Baseball America.

Year	Club	AVG	G	AB	R	H	2B	3B	HR	RBI	SH	SF	HP	BB	SO	SB-CS	OBP	SLG	E
2014	GCL Braves	.243	37	111	23	27	7	1	0	8	0	0	7	22	32	0-0	.400	.324	3
	Danville	.167	13	36	1	6	2	0	0	3	0	0	1	9	10	0-0	.348	.222	2
2015	Rome	.242	124	401	51	97	23	0	10	45	0	2	7	84	135	1-6	.381	.374	6
2016	Carolina	.224	128	428	53	96	24	2	10	63	2	5	10	71	184	4-4	.344	.360	11
2017	Florida	.213	111	362	41	77	13	1	7	36	0	2	4	66	155	2-4	.339	.312	1
2018	Florida	.171	121	416	49	71	19	1	20	64	0	1	6	58	213	2-2	.281	.365	11
Minor Totals		.213	534	1754	218	374	88	5	47	219	2	10	35	310	729	9-16	.341	.349	34

DEAL, HAYDEN LEFT-HANDED PITCHER

Bats: R **Throws:** L **Height:** 6-3 **Weight:** 210
Born: 11/4/94 in Hickory, NC **Resides:** Newton, NC
School: Presbyterian College (SC)
Obtained: Signed by the Braves as a non-drafted free agent on June 23, 2017
Signed By: Billy Best

2018 Review: Made 27 appearances, five starts, with Single-A Rome and went 9-1 with a 2.17 ERA (19 ER/78.2 IP) and 82 strikeouts...Was named by the organization as Rome's Pitcher of the Year following the season...His nine wins tied for second most in the system, and his 2.17 ERA was second lowest among Braves farmhands with at least 75.0 innings...Ranked second among Braves farmhands with a 4.82 strikeout-to-walk ratio.

MINOR LEAGUE PLAYERS

Year	Club	W-L	ERA	G	GS	CG	SHO	SV	IP	H	R	ER	HR	HB	BB	SO	WP	BK
2017	GCL Braves	2-2	3.71	13	0	0	0	2	26.2	29	17	11	1	3	8	23	1	0
	Rome	1-0	0.00	1	0	0	0	0	4.0	1	0	0	0	0	1	4	0	0
2018	Rome	9-1	2.17	27	5	1	0	2	78.2	62	23	19	3	4	17	82	13	0
Minor Totals		12-3	2.47	41	5	1	0	4	109.1	92	40	30	4	7	26	109	14	0

DEAN, JUSTIN *OUTFIELDER*

Bats: R **Throws:** R **Height:** 5-8 **Weight:** 170
Born: 12/6/96 in Greenville, SC **Resides:** Mauldin, SC
School: Lenoir-Rhyne University (NC)
Obtained: Selected by the Braves in the 17th round of the 2018 First-Year Player Draft
Signed By: Billy Best

2018 Review: Split the season between rookie-level Danville and Single-A Rome, and ended the year ranked in the Top 10 among all Atlanta farmhands (min. 200 at-bats) in on-base percentage (4th, .381), stolen bases (T4th, 16), OPS (7th, .793) and average (10th, .284)...Was named Danville's Player of the Month for June after batting .282/.364/.385 in nine games.

Year	Club	AVG	G	AB	R	H	2B	3B	HR	RBI	SH	SF	HP	BB	SO	SB-CS	OBP	SLG	E
2017	Danville	.308	32	130	28	40	8	4	1	15	0	0	3	22	32	7-6	.419	.454	1
	Rome	.257	28	113	20	29	2	5	0	8	0	0	2	11	27	9-3	.333	.363	2
Minor Totals		.284	60	243	48	69	10	9	1	23	0	0	5	33	59	16-9	.381	.412	3

DE HOYOS, VICTOR *CATCHER*

Bats: R **Throws:** R **Height:** 5-9 **Weight:** 170
Born: 2/23/98 in Lorica, Colombia **Resides:** Lorica, Colombia
Obtained: Signed by the Braves as a non-drafted free agent on July 2, 2016
Signed By: Jonathan Cruz

Year	Club	AVG	G	AB	R	H	2B	3B	HR	RBI	SH	SF	HP	BB	SO	SB-CS	OBP	SLG	E
2016	DSL Braves	.163	13	43	2	7	1	0	0	2	2	0	1	1	7	0-0	.200	.186	3
2017	DSL Braves	.273	4	11	2	3	0	0	0	0	0	0	0	1	2	0-0	.333	.273	0
2018	GCL Braves	.293	29	92	13	27	3	0	4	15	0	1	5	4	22	3-0	.353	.457	6
Minor Totals		.253	46	146	17	37	4	0	4	17	2	1	6	6	31	3-0	.308	.363	9

DE JESUS, LUIS *RIGHT-HANDED PITCHER*

Bats: R **Throws:** R **Height:** 5-11 **Weight:** 170
Born: 10/8/98 in Santo Domingo Norte, DR **Resides:** La Victoria, DR
Obtained: Signed by the Braves as a non-drafted free agent on September 9, 2016
Signed By: Jonathan Cruz

Year	Club	W-L	ERA	G	GS	CG	SHO	SV	IP	H	R	ER	HR	HB	BB	SO	WP	BK
2017	DSL Braves	2-5	4.64	14	11	0	0	0	42.2	48	38	22	0	7	25	31	12	0
2018	GCL Braves	2-2	4.67	11	8	0	0	0	44.1	42	27	23	5	3	25	35	6	0
Minor Totals		4-7	4.66	25	19	0	0	0	87.0	90	65	45	5	10	50	66	18	0

DE LA CRUZ, CARLOS *RIGHT-HANDED PITCHER*

Bats: R **Throws:** R **Height:** 6-1 **Weight:** 170
Born: 9/12/96 in Fantino, DR **Resides:** Cotui, DR
Obtained: Signed by the Braves as a non-drafted free agent on June 11, 2018
Signed By: Jonathan Cruz

Year	Club	W-L	ERA	G	GS	CG	SHO	SV	IP	H	R	ER	HR	HB	BB	SO	WP	BK
2018	DSL Braves	1-2	2.28	13	0	0	0	2	27.2	19	12	7	0	5	9	17	8	2

DE LA CRUZ, JASSEEL RIGHT-HANDED PITCHER

Bats: R **Throws:** R **Height:** 6-1 **Weight:** 200
Born: 6/26/97 in Hato Mayor, DR **Resides:** Hato Mayor del Rey, DR
Obtained: Signed by the Braves as a non-drafted free agent on June 1, 2015
Signed By: Matias Laureano

Year	Club	W-L	ERA	G	GS	CG	SHO	SV	IP	H	R	ER	HR	HB	BB	SO	WP	BK
2015	DSL Braves	0-1	7.11	7	0	0	0	0	6.1	6	8	5	0	2	8	6	2	0
2016	DSL Braves	2-0	3.42	12	3	0	0	0	26.1	23	11	10	1	1	14	20	3	0
	GCL Braves	2-0	0.00	6	0	0	0	0	15.0	4	0	0	0	3	1	12	1	0
2017	GCL Braves	2-1	1.89	4	4	0	0	0	19.0	13	4	4	1	1	7	17	1	0
	Danville	0-2	5.32	7	6	0	0	0	23.2	25	20	14	1	2	11	19	4	0
2018	Rome	3-4	4.83	15	13	0	0	0	69.0	65	40	37	6	5	34	65	9	0
Minor Totals		9-8	3.95	51	26	0	0	0	159.1	136	83	70	9	14	75	139	20	0

DE LA CRUZ, RANDY OUTFIELDER

Bats: R **Throws:** R **Height:** 6-1 **Weight:** 180
Born: 8/15/01 in Santo Domingo Centro, DR **Resides:** Santo Domingo Centro, DR
Obtained: Signed by the Braves as a non-drafted free agent on September 27, 2017
Signed By: Jonathan Cruz

Year	Club	AVG	G	AB	R	H	2B	3B	HR	RBI	SH	SF	HP	BB	SO	SB-CS	OBP	SLG	E
2018	DSL Braves	.178	35	101	7	18	4	0	0	9	0	0	7	11	26	0-2	.303	.218	2

DE LA CRUZ, WILTON OUTFIELDER

Bats: R **Throws:** R **Height:** 5-11 **Weight:** 170
Born: 8/7/00 in San Francisco De Macoris, DR **Resides:** San Francisco De Macoris, DR
Obtained: Signed by the Braves as a non-drafted free agent on July 2, 2017
Signed By: Jonathan Cruz

Year	Club	AVG	G	AB	R	H	2B	3B	HR	RBI	SH	SF	HP	BB	SO	SB-CS	OBP	SLG	E
2018																			

Injured - Did Not Play

DELGADO, RILEY INFILDER

Bats: R **Throws:** R **Height:** 5-9 **Weight:** 180
Born: 2/22/95 in Miami, FL **Resides:** Miami, FL
School: Middle Tennessee State University
Obtained: Selected by the Braves in the ninth round (260th overall) in the 2017 First-Year Player Draft
Signed By: Dustin Evans

2018 Review: Appeared in 122 games between Single-A Rome and High-A Florida, combining to bat .315 (153-for-486)...Led all Atlanta farmhands with 153 hits, and ranked in the Top 10 (min. 200 at-bats) in average (3rd, .315), RBI (7th, 56) and on-base percentage (7th, .367)...Was named a South Atlantic League Mid-Season All-Star after hitting .318 in 59 games before the All-Star break...Honored by the organization as Rome's Player of the Month for April after batting .360 (27-for-75) in 19 games...**2017:** Split his first professional season between rookie-level Danville and Single-A Rome, and combined to bat .217/.280/.241 between the two clubs...Finished his career at Middle Tennessee State with a career batting average of .369, seventh best in program history.

Year	Club	AVG	G	AB	R	H	2B	3B	HR	RBI	SH	SF	HP	BB	SO	SB-CS	OBP	SLG	E
2017	Danville	.232	22	69	5	16	1	0	0	6	1	1	0	7	9	0-0	.299	.246	3
	Rome	.143	4	14	3	2	1	0	0	5	0	1	0	1	2	0-0	.188	.214	1
2018	Rome	.350	78	309	35	102	19	0	2	45	0	3	11	17	30	1-0	.382	.411	5
	Florida	.288	44	177	15	51	5	0	0	11	1	0	2	12	18	0-0	.340	.316	5
Minor Totals		.301	148	569	58	171	26	0	2	67	2	5	13	37	59	1-0	.354	.357	14

DEMERITTE, TRAVIS INFILDER

Bats: R **Throws:** R **Height:** 6-0 **Weight:** 180
Born: 9/30/94 in Manhattan, NY **Resides:** Statham, GA
School: Winder Barrow (GA) HS
Obtained: Acquired by the Braves from the Texas Rangers in exchange for LHP Dario Alvarez and RHP Lucas Harrell on July 27, 2016
Signed By: Derrick Tucker (Rangers)

2018 Review: Spent his second straight season with Mississippi (AA) and batted .222 with 22 doubles,

17 home runs and 63 RBI to earn Mississippi's Player of the Year honors from the organization...Was also named the M-Braves player of the Month for August after hitting .265 with 22 hits, five homers and 14 RBI in 25 games...Ranked among Braves farmhands (min. 200 at-bats) in home runs (3rd, 17), walks (3rd, 57), RBI (6th, 63) and slugging percentage (10th, .416)...**2017:** Played his first full season in the Atlanta organization with Double-A Mississippi and appeared in a career-high 124 games, batting .231/.306/.402 with 62 runs, 42 extra-base hits and 45 RBI...Ended the season in the Top 10 among Braves farmhands in walks (T4th, 49) and home runs (6th, 15)...Was selected to the Southern League All-Star team...Entered the season ranked by MLB.com as Atlanta's No. 10 prospect, and by Baseball America as No. 19...**2016:** Played his fourth professional campaign between two High-A stops within the Texas Rangers and Atlanta Braves organizations...Opened the season with High-A High Desert of the California League prior to a midseason trade from Texas to Atlanta on 7/27...Set career highs in nearly every offensive category including home runs (28), doubles (29), triples (9), RBI (70), stolen bases (17), runs scored (94) and games played (123)...Finished with 66 extra-base hits, tied for the sixth most among all minor league batters...Was the starting second baseman for the United States team in the SiriusXM All-Star Future's Game played in San Diego, Calif...**2015:** Opened the season with Single-A Hickory and hit .241 (41-for-170) with 12 doubles, five home runs and 19 RBI in 41 games prior to being placed on the restricted list on 6/4...**2014:** Led the South Atlantic League (and all teenage players in the minor leagues) with 25 home runs...**2013:** Rated the ninth-best prospect in the Arizona League by *Baseball America* in his first professional season...Selected by the Rangers in the first round (30th overall) of the First-Year Player Draft out of Winder Barrow High School in Winder, Ga.

Year	Club	AVG	G	AB	R	H	2B	3B	HR	RBI	SH	SF	HP	BB	SO	SB-CS	OBP	SLG	E
2013	AZL Rangers	.285	39	144	31	41	5	3	4	20	0	0	2	29	49	5-1	.411	.444	11
2014	Hickory	.211	118	398	77	84	16	2	25	66	5	4	9	50	171	6-2	.310	.450	18
2015	Hickory	.241	48	170	27	41	12	1	5	19	0	1	2	25	69	10-1	.343	.412	1
	Spokane	.150	5	20	0	3	0	0	0	0	0	0	0	2	11	0-2	.227	.150	1
2016	High Desert	.272	88	331	73	90	20	4	25	59	0	4	2	41	125	13-3	.352	.583	11
	Carolina	.250	35	124	21	31	9	5	3	11	1	0	1	26	50	4-1	.384	.476	2
2017	Mississippi	.231	124	458	62	106	21	6	15	45	1	2	1	49	134	5-7	.306	.402	20
2018	Mississippi	.222	128	428	69	95	22	5	17	63	1	4	4	57	140	6-2	.316	.416	3
Minor Totals		.237	585	2073	360	491	105	26	94	283	8	15	21	279	749	49-19	.331	.449	67

DE PAULA, RAFAEL RIGHT-HANDED PITCHER

Bats: R **Throws:** R **Height:** 6-2 **Weight:** 210
Born: 3/24/91 in La Victoria, DR **Resides:** La Victoria, DR
Obtained: Selected by the Braves from the Cincinnati Reds in the minor-league phase of the 2018 Rule 5 Draft on December 13, 2018
Signed By: Victor Mata and Angel Ovalles (Yankees)

2018 Review: Appeared in 42 games between Double-A Pensacola and Triple-A Louisville with the Reds, and combined to go 3-4 with a 3.41 ERA (22 ER/58.0 IP) and 73 strikeouts...**2017:** Pitched for five teams in the Padres and Reds organizations...Overall, went 5-2 in 36 relief appearances with a 3.07 ERA and two saves...**2016:** Went 4-2 with a 2.66 ERA (19 ER/64.1 IP) in 45 games between Double-A San Antonio and Triple-A El Paso...Was his first season primarily as a reliever...Fanned 87 batters in 64.1 innings (12.2 SO/9.0 IP)...**2015:** Made 35 appearances (18 starts) with High-A Lake Elsinore in his first full season with the Padres...**2014:** Combined to go 8-9 with a 4.92 ERA (72 ER/131.2 IP) in 28 games (25 starts) between the Yankees and Padres systems...The Padres acquired him along with INF Yangervis Solarte from the Yankees in exchange for INF Chase Headley on 7/22...**2013:** Fanned 146 batters in 113.1 combined innings between Single-A Charleston and High-A Tampa...Led all Yankees minor league pitchers in strikeouts, was a mid-season South Atlantic League All-Star and was selected to pitch in the SiriusXM All-Star Futures Game.

Year	Club	W-L	ERA	G	GS	CG	SHO	SV	IP	H	R	ER	HR	HB	BB	SO	WP	BK
2012	DSL Yankees 1	8-2	1.46	14	14	1	1	0	61.2	35	18	10	2	2	18	85	9	0
2013	Charleston	6-2	2.94	13	13	0	0	0	64.1	43	21	21	3	3	23	96	8	5
	Tampa	1-3	6.06	11	10	0	0	0	49.0	54	35	33	5	5	30	50	5	0
2014	Tampa	6-5	4.15	20	17	0	0	0	89.0	88	44	41	5	8	38	104	9	1
	Lake Elsinore	2-4	6.54	8	8	0	0	0	42.2	47	32	31	7	3	17	41	6	0
2015	Lake Elsinore	5-9	5.01	35	18	0	0	0	120.1	125	78	67	14	6	47	129	7	1
2016	San Antonio	4-2	2.44	37	0	0	0	0	55.1	42	17	15	2	2	19	74	8	2
	El Paso	0-0	4.00	8	0	0	0	1	9.0	15	5	4	0	2	3	13	0	0
2017	San Antonio	2-1	2.05	15	0	0	0	0	26.1	17	9	6	2	0	7	27	3	1
	El Paso	2-1	5.40	14	0	0	0	0	21.2	25	16	13	4	1	11	20	1	0
	AZL Padres 1	0-0	0.00	1	0	0	0	1	1.0	0	0	0	0	0	0	3	0	0
	Daytona	1-0	0.00	4	0	0	0	1	4.2	3	0	0	0	0	1	9	0	0
	Louisville	0-0	0.00	2	0	0	0	0	2.0	1	0	0	0	0	1	2	0	0
2018	Pensacola	3-4	3.44	37	0	0	0	3	49.2	39	24	19	7	3	25	58	12	0
	Louisville	0-0	3.24	5	0	0	0	0	8.1	9	3	3	2	0	5	15	1	0
Minor Totals		40-33	3.91	224	80	1	1	6	605.0	543	302	263	53	35	245	726	69	10

DÍAZ, LUIS RIGHT-HANDED PITCHER

Bats: R **Throws:** R **Height:** 6-3 **Weight:** 200
Born: 9/16/99 in Boston, MA **Resides:** San Cristobal, DR
Obtained: Signed by the Braves as a non-drafted free agent on August 26, 2017
Signed By: Jonathan Cruz

Year	Club	W-L	ERA	G	GS	CG	SHO	SV	IP	H	R	ER	HR	HB	BB	SO	WP	BK
2018	DSL Braves	0-0	3.58	17	0	0	0	1	32.2	33	21	13	2	3	16	22	3	0

DIDDER, RAY-PATRICK OUTFIELDER

Bats: R **Throws:** R **Height:** 5-11 **Weight:** 180
Born: 10/1/94 in Oranjestad, Aruba **Resides:** Cura Cabai, Aruba
Obtained: Signed by the Braves as a non-drafted free agent on April 21, 2013
Signed By: Dargello Lodowica

2018 Review: Split the season between High-A Florida and Double-A Mississippi, combining to bat .232 (87-for-375) in 122 games...Led the Braves system with 27 steals, and ranked tied for third with seven triples... Played with 15 games with Peoria of the Arizona Fall League after the season and hit .228/.343/.246 in 57 at-bats...**2017:** Played the full season with High-A Florida and batted .230 (96-for-418) with a career-best 17 doubles and 44 RBI...Swiped 25 bases on the season, tied for third most in the Atlanta farm system, while his 44 walks ranked eighth...Was hit by 21 pitches on the season, tied for 10th most in the minor leagues...Was hit 60 times between the 2016 and 2017 seasons, second most in the minors...Entered the season named by *Baseball America* as Atlanta's No. 27 prospect...**2016:** Spent his fourth professional campaign with Single-A Rome, where he established new career bests in games (132), hits (131), runs (95), triples (9), home runs (6) and stolen bases (37)...Finished the season in the Top 10 among Braves farmhands in on-base percentage (1st, .387), stolen bases (T1st, 37), hits (5th, 131), walks (T7th, 50) and OPS (10th, .767)...Led the Atlanta system and the South Atlantic League with 95 runs scored...Also led the minors with 39 hit by pitches...**2015:** Played his first season with rookie-level Danville, where he paced the club in games (61), at-bats (223), runs (31), triples (7), steals (10) and walks (20), while ranking second in hits (55)...**2014:** Tabbed by the organization as the GCL's Player of the Year.

Year	Club	AVG	G	AB	R	H	2B	3B	HR	RBI	SH	SF	HP	BB	SO	SB-CS	OBP	SLG	E
2013	DSL Braves	.259	48	135	34	35	2	1	0	12	6	1	7	31	34	8-3	.420	.289	15
2014	GCL Braves	.274	45	157	22	43	6	5	0	16	6	1	5	15	33	4-4	.354	.376	13
2015	Danville	.247	61	223	31	55	5	7	0	16	2	0	14	20	51	10-7	.346	.332	3
2016	Rome	.274	132	478	95	131	15	9	6	35	2	2	39	50	100	37-12	.387	.381	6
2017	Florida	.230	118	418	51	96	17	5	5	44	8	4	21	44	123	25-13	.331	.330	9
2018	Florida	.209	76	244	37	51	3	5	3	22	3	2	8	28	77	18-3	.309	.299	17
	Mississippi	.275	46	151	17	36	6	2	1	17	1	1	5	16	37	9-2	.373	.374	11
Minor Totals		.250	526	1786	287	447	54	34	15	162	28	11	99	204	455	111-44	.357	.344	74

DILONE, JOSÉ INFILDER

Bats: L **Throws:** R **Height:** 6-0 **Weight:** 165
Born: 10/9/00 in La Vega, DR **Resides:** La Vega, DR
Obtained: Signed by the Braves as a non-drafted free agent on July 6, 2018
Signed By: Carlos Sequera

Year	Club	AVG	G	AB	R	H	2B	3B	HR	RBI	SH	SF	HP	BB	SO	SB-CS	OBP	SLG	E
------	------	-----	---	----	---	---	----	----	----	-----	----	----	----	----	----	-------	-----	-----	---

2019 Will Be First Professional Season

DIRKS, CALEB RIGHT-HANDED PITCHER

Bats: R **Throws:** R **Height:** 6-4 **Weight:** 225
Born: 6/9/93 in Arcadia, CA **Resides:** Riverside, CA
School: California Baptist University
Obtained: Acquired by the Braves from the Los Angeles Dodgers along with LHP Phil Pfeifer in exchange for RHP Bud Norris, OF Dian Toscano, a player to be named later (RHP Alec Grosser) and cash considerations on June 30, 2016
Signed By: Bill Bliss (Braves)

2018 Review: Placed on the disabled list on 4/6 and missed the entire season with a right elbow sprain... Underwent successful Tommy John surgery on 6/5, performed XXXX...**2017:** Made his Triple-A debut and spent the full season with Gwinnett, going 2-2 with a 4.02 ERA (18 ER/40.1 IP) and 45 strikeouts over 27 games...Made two trips to the disabled list, first from 6/16-7/14 and again from 8/2 through the end of the season...**2016:** Appeared in a career-high 49 games between Double-A Tulsa of the Dodgers and Double-A Mississippi of the Braves, combining to post a 5-3 record and a 1.18 ERA (8 ER/61.0 IP) with 67 strikeouts

between the two clubs...Re-acquired by the Braves in a trade on 6/30 after being traded to the Dodgers by Atlanta on 7/2/15...Originally drafted by the Braves in the 15th round of the 2014 First-Year Player Draft...**2015:** Combined to go 3-2 with six saves and a 0.90 ERA (5 ER/50.0 IP) across four teams with two organizations, making 17 appearances between Atlanta's Single-A Rome and High-A Carolina clubs before 23 outings between High-A Rancho Cucamonga and Double-A Tulsa of the Dodgers...Acquired by the Dodgers from Atlanta on 7/2 along with minor-league outfielder Jordan Paroubeck in exchange for an international signing slot...**2014:** Pitched in seven games with rookie-level Danville before transferring to Single-A Rome on 7/15 in his first professional season...Combined to go 1-0 with a 2.23 ERA (8 ER/32.1 IP) between the two stops, fanning 37 batters.

Year	Club	W-L	ERA	G	GS	CG	SHO	SV	IP	H	R	ER	HR	HB	BB	SO	WP	BK
2014	Danville	0-0	0.96	7	0	0	0	2	9.1	8	2	1	0	0	3	16	1	0
	Rome	1-0	2.74	14	0	0	0	3	23.0	25	8	7	2	0	10	21	1	0
2015	Rome	1-2	1.80	6	0	0	0	1	10.0	12	2	2	0	1	2	11	5	0
	Carolina	0-0	0.00	11	0	0	0	2	16.2	8	0	0	0	0	12	18	1	2
	R. Cucamonga	2-0	0.90	9	0	0	0	3	10.0	8	1	1	1	0	2	18	0	0
	Tulsa	0-0	1.35	14	0	0	0	0	13.1	7	3	2	0	1	6	17	1	0
2016	Tulsa	3-2	1.44	28	0	0	0	6	31.1	25	10	5	3	1	7	35	0	0
	Mississippi	2-1	0.91	21	0	0	0	2	29.2	18	7	3	0	0	11	32	3	0
2017	Gwinnett	2-2	4.02	27	0	0	0	2	40.1	35	22	18	6	3	13	45	4	0
2018	Injured - Did Not Play																	
Minor Totals		11-7	1.91	137	0	0	0	21	183.2	146	55	39	12	6	66	213	16	2

DOWNES, BRANDON OUTFIELDER

Bats: R **Throws:** R **Height:** 6-3 **Weight:** 195
Born: 9/29/92 in Plainfield, NJ **Resides:** South Plainfield, NJ
School: University of Virginia
Obtained: Acquired by the Braves from the Kansas City Royals in exchange for cash considerations on June 21, 2018.
Signed By: Jim Farr (Royals)

2018 Review: Combined to bat .201 (44-for-219) in 66 games between High-A Wilmington and Double-A Northwest Arkansas of the Royals system and Double-A Mississippi of the Braves...Was acquired by Atlanta in exchange for cash considerations on 6/21...**2017:** Named Carolina League Player of the Week on 7/2... Hit 13 home runs in just 261 at-bats (20.08 AB/ HR), the second-best rate among Royals farmhands, trailing only Jorge Soler...Missed 10 weeks due to left hand and quad injuries...**2016:** Ranked second among Royals farmhands with 36 doubles, 34 of which came at Wilmington, where he ranked fifth in the Carolina League in two-base hits...**2015:** Ranked second on team in doubles, home runs and RBI for Lexington.

Year	Club	AVG	G	AB	R	H	2B	3B	HR	RBI	SH	SF	HP	BB	SO	SB-CS	OBP	SLG	E
2014	Idaho Falls	.308	41	169	31	52	13	4	3	23	1	3	5	10	41	6-4	.358	.485	1
2015	Lexington	.251	106	391	52	98	29	3	14	59	5	4	6	31	115	19-7	.313	.448	5
	Wilmington	.000	1	1	0	0	0	0	0	0	0	0	0	1	0-0	0.000	.000	0	
2016	Wilmington	.230	130	478	56	110	34	3	12	66	1	7	11	41	170	19-6	.302	.389	6
	Omaha	.308	5	13	3	4	2	0	0	0	0	0	1	5	0-0	.357	.462	0	
2017	Wilmington	.245	72	261	37	64	12	4	13	35	1	2	6	30	70	2-3	.334	.471	6
2018	Wilmington	.235	13	51	5	12	4	0	2	11	0	1	1	3	16	2-0	.286	.431	0
	NW Arkansas	.146	16	41	4	6	3	0	1	5	2	0	1	7	20	2-2	.286	.293	0
	Mississippi	.205	37	127	16	26	1	2	3	14	1	0	1	11	49	2-0	.273	.315	1
Minor Totals		.243	421	1532	204	372	98	16	48	213	11	17	31	134	487	52-22	.313	.422	19

DYALS, CUTTER RIGHT-HANDED PITCHER

Bats: R **Throws:** R **Height:** 6-0 **Weight:** 205
Born: 8/10/95 in Tampa, FL **Resides:** Tampa, FL
School: North Carolina A&T State University
Obtained: Selected by the Braves in the 17th round of the 2017 First-Year Player Draft
Signed By: Billy Best

2018 Review: Ranked 10th among Atlanta relief farmhands (min. 30.0 IP) with a 3.02 ERA (16 ER/47.2 IP) over 28 games...**2017:** Spent his debut season with rookie-level Danville, going 2-4 with a 2.05 ERA (5 ER/22.0 IP) over 17 games...Drafted out of N.C. A&T State University, where he went 6-0 with a 0.50 ERA over 20 relief appearances.

Year	Club	W-L	ERA	G	GS	CG	SHO	SV	IP	H	R	ER	HR	HB	BB	SO	WP	BK
2017	Danville	2-4	2.05	17	0	0	0	0	22.0	17	9	5	0	3	9	21	3	1
2018	Rome	4-4	3.02	28	0	0	0	2	47.2	44	26	16	1	4	20	43	4	2
Minor Totals		6-8	2.71	45	0	0	0	2	69.2	61	35	21	1	7	29	64	7	3

ENCARNACIÓN, KIMBERLING CATCHER

Bats: R **Throws:** R **Height:** 6-0 **Weight:** 180
Born: 11/22/99 in San José de Ocoa, DR **Resides:** San José de Ocoa, DR
Obtained: Signed by the Braves as a non-drafted free agent on July 2, 2017
Signed By: Jonathan Cruz

Year	Club	AVG	G	AB	R	H	2B	3B	HR	RBI	SH	SF	HP	BB	SO	SB-CS	OBP	SLG	E
2017	DSL Braves	.188	11	32	1	6	1	0	0	3	0	0	0	3	5	0-0	.257	.219	0
2018	DSL Braves	.250	59	196	20	49	11	0	0	19	0	1	6	12	37	0-1	.312	.306	10
Minor Totals		.241	70	228	21	55	12	0	0	22	0	1	6	15	42	0-1	.304	.294	10

ESTRADA, DEIVI OUTFIELDER

Bats: S **Throws:** R **Height:** 5-10 **Weight:** 155
Born: 1/17/01 in La Guaira, Venezuela **Resides:** Caraballeda, Venezuela
Obtained: Signed by the Braves as a non-drafted free agent on July 7, 2017
Signed By: Oscar Alvarado

Year	Club	AVG	G	AB	R	H	2B	3B	HR	RBI	SH	SF	HP	BB	SO	SB-CS	OBP	SLG	E
2018	DSL Braves	.191	45	115	16	22	6	1	0	6	0	0	3	17	29	6-5	.311	.261	3

ESTRADA, RUSBER CATCHER

Bats: R **Throws:** R **Height:** 6-0 **Weight:** 215
Born: 6/5/95 in Guacara, Venezuela **Resides:** Plantation, FL
School: Faulkner University (AL)
Obtained: Selected by the Braves in the 24th round of the 2018 First-Year Player Draft
Signed By: Hugh Buchanan

Year	Club	AVG	G	AB	R	H	2B	3B	HR	RBI	SH	SF	HP	BB	SO	SB-CS	OBP	SLG	E
2018	Danville	.241	25	79	9	19	4	0	0	10	0	0	1	14	23	0-0	.362	.291	0

FERNÁNDEZ, JEREMY INFILDER

Bats: R **Throws:** R **Height:** 6-1 **Weight:** 150
Born: 7/11/97 in San Pedro de Macoris, DR **Resides:** San Pedro de Macoris, DR
Obtained: Signed by the Braves as a non-drafted free agent on May 18, 2015
Signed By: Matias Laureano

2018 Review: Was named by the organization as GCL Braves Player of the Year after hitting .281/.322/.492 over 47 games...Ranked among Braves farmhands in slugging percentage (5th, .492) and OPS (6th, .813).

Year	Club	AVG	G	AB	R	H	2B	3B	HR	RBI	SH	SF	HP	BB	SO	SB-CS	OBP	SLG	E
2015	DSL Braves	.262	30	107	12	28	3	1	0	10	0	1	3	9	19	3-1	.333	.308	19
2016	GCL Braves	.244	36	123	15	30	3	1	0	8	3	0	4	4	20	7-0	.290	.285	14
2017	GCL Braves	.305	24	82	16	25	4	0	3	16	0	2	4	0	11	3-1	.330	.463	2
	Danville	.174	13	46	5	8	1	0	0	1	0	0	0	4	10	1-0	.240	.196	5
2018	GCL Braves	.281	47	185	28	52	9	3	8	29	0	2	1	11	24	5-2	.322	.492	1
Minor Totals		.263	150	543	76	143	20	5	11	64	3	5	12	28	84	19-4	.311	.379	41

FERREIRA, EMELI INFILDER

Bats: R **Throws:** R **Height:** 6-1 **Weight:** 170
Born: 4/1/01 in Bonao, DR **Resides:** Bonao, DR
Obtained: Signed by the Braves as a non-drafted free agent on July 2, 2017
Signed By: Caonabo Cosme

Year	Club	AVG	G	AB	R	H	2B	3B	HR	RBI	SH	SF	HP	BB	SO	SB-CS	OBP	SLG	E
2018	DSL Braves	.127	39	102	12	13	4	0	0	2	1	0	3	13	48	1-1	.246	.167	11

FLORENTINO, DARLING INFILDER

Bats: R **Throws:** R **Height:** 6-0 **Weight:** 190
Born: 5/25/01 in San Pedro De Macoris, DR **Resides:** San Pedro De Macoris, DR
Obtained: Signed by the Braves as a non-drafted free agent on July 2, 2017
Signed By: Roy Gomez

Year	Club	AVG	G	AB	R	H	2B	3B	HR	RBI	SH	SF	HP	BB	SO	SB-CS	OBP	SLG	E
2018	GCL Braves	.217	37	138	16	30	6	1	3	15	0	1	2	5	40	1-2	.253	.341	10

FLOYD, FRANCISCO INFILDER

Bats: R **Throws:** R **Height:** 6-1 **Weight:** 170
Born: 5/25/02 in San Pedro De Macoris, DR **Resides:** Hato Mayor, DR
Obtained: Signed by the Braves as a non-drafted free agent on July 6, 2018
Signed By: Jonathan Cruz

Year	Club	AVG	G	AB	R	H	2B	3B	HR	RBI	SH	SF	HP	BB	SO	SB-CS	OBP	SLG	E
2019 Will Be First Professional Season																			

GIARDINA, SAL CATCHER

Bats: S **Throws:** R **Height:** 6-4 **Weight:** 220
Born: 4/30/92 in Boyton Beach, FL **Resides:** Valrico, FL
School: Lynn University (FL)
Obtained: Selected by the Braves in the 31st round of the 2014 First-Year Player Draft
Signed By: Buddy Hernández

2018 Review: Split the season between Double-A Mississippi and Triple-A Gwinnett, and combined to bat .234 (30-for-128) over 48 games...**2017:** Appeared in 52 games between Mississippi, Florida (A+) and Gwinnett, combining to bat .264 (37-for-140) between the three stops...Made two trips to the disabled list, first from 4/6-5/4 (left shin contusion) and again from 8/11-8/21...**2016:** Played his second consecutive season with High-A Carolina and made appearances at four positions defensively, including catcher (30 games), first base (30 games), third base (3 games) and pitcher (1 game).

Year	Club	AVG	G	AB	R	H	2B	3B	HR	RBI	SH	SF	HP	BB	SO	SB-CS	OBP	SLG	E
2014	Rome	.266	37	128	12	34	3	0	2	16	0	0	4	10	30	0-2	.338	.336	5
2015	Carolina	.185	42	146	8	27	5	0	0	7	3	0	4	5	40	1-1	.232	.219	6
2016	Carolina	.246	67	228	20	56	9	2	3	19	0	1	10	9	56	1-1	.302	.342	8
2017	Mississippi	.248	38	105	13	26	5	0	1	11	0	2	3	9	29	1-0	.319	.324	4
	Florida	.250	8	24	2	6	1	0	0	2	0	0	2	0	4	0-0	.308	.292	3
	Gwinnett	.455	6	11	3	5	0	0	0	2	0	0	2	3	2	0-0	.625	.455	0
2018	Mississippi	.150	25	60	2	9	0	0	0	4	2	0	5	5	22	1-0	.271	.150	0
	Gwinnett	.309	23	68	7	21	4	0	1	6	0	0	2	3	19	0-0	.356	.412	1
Minor Totals		.239	246	770	67	184	27	2	7	67	5	3	32	44	202	4-4	.306	.306	27

GRAFFANINO, AJ INFILDER

Bats: L **Throws:** R **Height:** 6-2 **Weight:** 170
Born: 7/16/97 in Marietta, GA **Resides:** Peoria, AZ
School: University of Washington
Obtained: Selected by the Braves in the eighth round (232nd overall) of the 2018 First-Year Player Draft
Signed By: Brett Evert

2018 Review: Batted .318 (54-for-170) across 43 games between rookie-level Danville and Single-A Rome...Hit .364 during his senior season at Washington...Personal: Is the son of former major leaguer Tony Graffanino.

Year	Club	AVG	G	AB	R	H	2B	3B	HR	RBI	SH	SF	HP	BB	SO	SB-CS	OBP	SLG	E
2018	Danville	.407	6	27	2	11	0	0	0	6	1	2	0	1	3	1-0	.400	.407	4
	Rome	.301	37	143	19	43	8	0	1	11	0	2	0	8	24	4-3	.333	.378	10
Minor Totals		.318	43	170	21	54	8	0	1	17	1	4	0	9	27	5-3	.344	.382	14

GRAHAM, JOSH RIGHT-HANDED PITCHER

Bats: R **Throws:** R **Height:** 6-1 **Weight:** 210
Born: 10/14/93 in Roseburg, OR **Resides:** Roseburg, OR
School: University of Oregon
Obtained: Selected by the Braves in the fourth round (120th overall) of the 2015 First-Year Player Draft
Signed By: Brett Evert

2018 Review: Played his second consecutive season between Double-A Mississippi and High-A Florida, combining to go 6-8 with a 5.71 ERA (40 ER/63.0 IP)...Fanned 10.6 batters per 9.0 innings (74 strikeouts/63.0 IP), his highest rate in a full-season league...**2017:** Split the season between High-A Florida and Double-A Mississippi, combining to go 3-4 with a 3.98 ERA (27 ER/61.0 IP) and three saves in 41 appearances...Allowed eight runs (six earned) over his first four appearances (6.1 IP, 8.53 ERA) before pitching to a 3.46 ERA over his final 37 outings...Played for Peoria in the Arizona Fall League...Had a 6.97 ERA (8 ER/10.1 IP) over nine games...**2016:** Played his first full pro season with Single-A Rome, where he went 1-2 with a 3.40 ERA (16 ER/42.1 IP) and six saves over 35 appearances...Finished the season in the Top 10 among Atlanta farmhands in saves (T8th, 6) and strikeout-walk ratio (10th, 4.17)...Tossed 2.0 scoreless innings over two

outings in the postseason to help Rome claim the South Atlantic League Championship...**2015:** Made his professional debut with six appearances (5 starts) for rookie-level Danville, pitching to a 1-1 record with a 2.60 ERA (5 ER/17.1 IP) and fanning 21...**Personal:** His uncle is former major leaguer, Jamie Burke.

Year	Club	W-L	ERA	G	GS	CG	SHO	SV	IP	H	R	ER	HR	HB	BB	SO	WP	BK
2015	Danville	1-1	2.60	6	5	0	0	0	17.1	17	6	5	0	1	3	21	1	0
2016	Rome	1-2	3.40	35	0	0	0	6	42.1	35	20	16	4	4	12	50	11	0
2017	Florida	3-3	4.69	31	0	0	0	1	48.0	41	27	25	0	4	18	56	6	0
	Mississippi	0-1	1.38	10	0	0	0	2	13.0	10	2	2	0	0	9	10	2	0
2018	Mississippi	5-3	6.81	32	0	0	0	2	39.2	42	34	30	4	2	31	41	3	1
	Florida	1-5	3.86	15	0	0	0	1	23.1	19	15	10	2	2	10	33	5	0
Minor Totals		11-15	4.31	129	5	0	0	12	183.2	164	104	88	10	13	83	211	28	1

GROESBECK, ADAM *OUTFIELDER*

Bats: R **Throws:** R **Height:** 5-10 **Weight:** 175

Born: 4/7/95 in Modesto, CA

Resides: Turlock, CA

School: United States Air Force Academy (CO)

Obtained: Selected by the Braves in the 38th round of the 2017 First-Year Player Draft

Signed By: Ricky Wilson

2018 Review: Did not play due to military service...**2017:** Selected by the Braves in the 38th round of the draft and appeared in 15 games with the GCL Braves...Placed on the military list on 7/24 to begin serving his commitment to the United States Air Force.

Year	Club	AVG	G	AB	R	H	2B	3B	HR	RBI	SH	SF	HP	BB	SO	SB-CS	OBP	SLG	E
2017	GCL Braves	.069	15	29	7	2	1	0	0	1	2	0	1	7	11	0-0	.270	.103	1
2018																			
Minor Totals		.069	15	29	7	2	1	0	0	1	2	0	1	7	11	0-0	.270	.103	1

GUITIAN, ENMANUEL *CATCHER*

Bats: R **Throws:** R **Height:** 5-11 **Weight:** 165

Born: 9/14/98 in Valencia, Venezuela

Resides: San Diego, Venezuela

Obtained: Signed by the Braves as a non-drafted free agent on June 14, 2016

Signed By: Rolando Petit

Year	Club	AVG	G	AB	R	H	2B	3B	HR	RBI	SH	SF	HP	BB	SO	SB-CS	OBP	SLG	E
2016	DSL Braves	.167	2	6	1	1	0	0	0	0	1	0	0	1	2	0-0	.286	.167	1
2017	DSL Braves	.192	44	120	14	23	3	0	0	16	1	0	9	25	28	2-0	.370	.217	8
2018	DSL Braves	.205	44	127	18	26	2	0	1	5	0	0	2	29	42	2-1	.361	.244	6
Minor Totals		.198	90	253	33	50	5	0	1	21	2	0	11	55	72	4-1	.364	.229	15

GUTH, ZACH *LEFT-HANDED PITCHER*

Bats: L **Throws:** L **Height:** 6-4 **Weight:** 210

Born: 4/4/97 in Franklin, PA

Resides: Franklin, PA

School: Harford CC (MD)

Obtained: Selected by the Braves in the 26th round of the 2018 First-Year Player Draft

Signed By: Alan Sandberg

Year	Club	W-L	ERA	G	GS	CG	SHO	SV	IP	H	R	ER	HR	HB	BB	SO	WP	BK
2018	Danville	3-3	4.84	15	0	0	0	1	22.1	16	15	12	0	6	24	27	9	2

HARRIS, TREY *OUTFIELDER*

Bats: R **Throws:** R **Height:** 5-11 **Weight:** 220

Born: 1/15/96 in Huntsville, AL

Resides: Powder Springs, GA

School: University of Missouri

Obtained: Selected by the Braves in the 32nd round of the 2018 First-Year Player Draft

Signed By: JD French

2018 Review: Ranked in the Top 10 among Atlanta farmhands (min. 200 plate appearances), in on-base percentage (3rd, .409), batting average (4th, .302), OPS (4th, .843) and slugging percentage (8th, .434).

Year	Club	AVG	G	AB	R	H	2B	3B	HR	RBI	SH	SF	HP	BB	SO	SB-CS	OBP	SLG	E
2018	GCL Braves	.314	31	105	24	33	9	2	1	18	1	0	5	21	13	4-3	.450	.467	2
	Rome	.286	22	84	10	24	9	0	0	11	0	1	2	7	13	3-0	.351	.393	1
Minor Totals		.302	53	189	34	57	18	2	1	29	1	1	7	28	26	7-3	.409	.434	3

HARRISON, JORDAN LEFT-HANDED PITCHER

Bats: R **Throws:** L **Height:** 6-1 **Weight:** 180
Born: 4/9/91 in Houston, TX **Resides:** Splendora, TX
School: University of Louisiana - Lafayette
Obtained: Signed by the Braves as a minor-league free agent on December 21, 2018
Signed By: Rickey Drexler (Rays)

2018 Review: Appeared in 50 games between Double-A Montgomery and Triple-A Durham, and combined to go 0-1 with a 1.59 ERA (10 ER/56.2 IP) and a pair of saves...Allowed opponents' to bat just .190...Was declared a minor league free agent in November after spending his entire career in the Rays' system...**2017:** Played the full season with Montgomery and appeared in a career-most 53 games...**2014-2016:** Appeared in 83 games and made 11 starts between Low-A, High-A and Double-A...**2013:** Won a career-most nine games and pitched to a 2.92 ERA (29 ER/89.1 IP) in 22 games (13 starts) between three levels...Was named New York-Penn League Pitcher of the Week on 6/24...**2012:** Opened his major league career after the Rays selected him in the 25th round out of Louisiana Lafayette.

Year	Club	W-L	ERA	G	GS	CG	SHO	SV	IP	H	R	ER	HR	HB	BB	SO	WP	BK
2012	GCL Rays	1-2	1.52	10	5	0	0	0	29.2	28	8	5	0	1	6	29	1	0
	Hudson Valley	0-1	4.00	4	0	0	0	1	9.0	7	4	4	0	0	3	9	0	0
2013	Bowling Green	5-2	2.69	15	9	0	0	0	60.1	52	20	18	4	3	22	53	1	0
	Charlotte	0-1	10.13	2	0	0	0	0	2.2	1	3	3	0	1	3	4	1	0
2014	Hudson Valley	4-1	2.73	5	4	0	0	0	26.1	17	8	8	3	0	8	26	0	0
	Bowling Green	1-1	3.30	6	6	0	0	0	30.0	30	17	11	2	0	9	11	3	0
	GCL Rays	0-0	0.00	2	0	0	0	1	7.0	7	0	0	0	0	0	9	1	0
2015	Charlotte	3-3	3.45	14	4	0	0	1	44.1	35	19	17	2	1	15	41	0	0
	Montgomery	0-1	9.35	6	0	0	0	0	8.2	13	10	9	1	0	9	3	0	0
	Charlotte	0-0	2.86	12	1	0	0	1	22.0	20	8	7	0	0	6	13	2	1
2016	Bowling Green	1-0	2.53	10	0	0	0	0	21.1	14	6	6	3	0	8	22	2	0
	Charlotte	0-1	2.77	8	0	0	0	0	13.0	17	6	4	0	2	6	10	1	1
2017	Montgomery	2-0	2.59	25	0	0	0	0	24.1	13	7	7	0	2	19	17	1	1
	Montgomery	3-3	3.28	53	0	0	0	2	57.2	43	22	21	2	5	43	49	8	0
2018	Montgomery	0-1	1.56	36	0	0	0	2	40.1	26	9	7	2	1	21	38	4	0
	Durham	0-0	1.65	14	0	0	0	0	16.1	11	3	3	0	0	9	15	1	0
Minor Totals		20-17	2.83	222	29	0	0	8	413.0	334	150	130	19	16	187	349	26	3

HARTMAN, MATT RIGHT-HANDED PITCHER

Bats: R **Throws:** R **Height:** 6-3 **Weight:** 220
Born: 2/28/96 in Irvine, CA **Resides:** Valley Center, CA
School: Westmont College (CA)
Obtained: Signed by the Braves as a non-drafted free agent on July 31, 2108
Signed By: Ryan Holmes

Year	Club	W-L	ERA	G	GS	CG	SHO	SV	IP	H	R	ER	HR	HB	BB	SO	WP	BK
2018	Danville	0-1	2.87	5	5	0	0	0	15.2	12	7	5	2	0	10	8	3	0

HERBERT, LUCAS CATCHER

Bats: R **Throws:** R **Height:** 6-0 **Weight:** 215
Born: 11/28/96 in Danbury, CT **Resides:** Kissimmee, FL
School: San Clemente (CA) HS
Obtained: Selected by the Braves in the second round (54th overall) of the 2015 First-Year Player Draft
Signed By: Dan Cox

2018 Review: Appeared in 67 games with High-A Florida and batted .202 (46-for-228)...Threw out 40% (29-of-73) of would-be basestealers...Suffered a sprain in a finger on his right hand and missed a week of action, 7/2-7/9...**2017:** Played his second consecutive season with Single-A Rome, and set new career bests in runs (40), hits (91), home runs (8) and RBI (50)...His 50 RBI paced Rome and ranked ninth among Atlanta farmhands...Threw out 31% (36-of-116) of would-be basestealers from behind the plate...Entered the season ranked as Atlanta's No. 23 prospect by MLB.com, and the No. 30 prospect by Baseball America...**2016:** Spent his first full season with Single-A Rome and tallied 557.2 innings behind the plate for the R-Braves and caught 35-of-104 would-be basestealers (34%)...Entered 2016 named by Baseball America as Atlanta's No. 20 prospect, and as the "Best Defensive Catcher" in the farm system...Baseball America also named him the "Best Defensive Player" in Atlanta's 2015 draft class...**2015:** Opened his career with the GCL Braves after being selected with the 54th overall pick in the draft...High school battery mates with Atlanta's first selection in the 2015 draft, LHP Kolby Allard...Tabbed by Baseball America as the 52nd-best prospect entering the 2015 draft, and the third-rated catcher available.

MINOR LEAGUE PLAYERS

Year	Club	AVG	G	AB	R	H	2B	3B	HR	RBI	SH	SF	HP	BB	SO	SB-CS	OBP	SLG	E
2015	GCL Braves	.500	3	4	1	2	0	0	1	1	0	0	1	0	1	0-0	.600	1.250	0
2016	Rome	.185	96	335	29	62	11	1	6	30	4	5	5	18	96	2-4	.234	.278	7
2017	Rome	.243	101	375	40	91	21	1	8	50	2	1	10	26	74	3-0	.308	.368	9
2018	Florida	.202	67	228	20	46	10	0	5	25	1	2	1	16	72	0-1	.255	.311	7
Minor Totals		.213	267	942	90	201	42	2	20	106	7	8	17	60	243	5-5	.271	.326	23

HERNÁNDEZ, DAYSBEL RIGHT-HANDED PITCHER

Bats: R **Throws:** R **Height:** 6-1 **Weight:** 200
Born: 9/15/96 in Sandino, Cuba **Resides:** Mexico
Obtained: Signed by the Braves as a non-drafted free agent on September 13, 2017
Signed By: Rolando Petit

Year	Club	W-L	ERA	G	GS	CG	SHO	SV	IP	H	R	ER	HR	HB	BB	SO	WP	BK
2018	Florida	1-2	6.59	8	0	0	0	0	13.2	13	14	10	2	1	8	10	1	1
	Rome	1-0	3.33	13	0	0	0	1	24.1	15	9	9	0	0	15	26	4	1
Minor Totals		2-2	4.50	21	0	0	0	1	38.0	28	23	19	2	1	23	36	5	2

HERNÁNDEZ, JOSÉ OUTFIELDER

Bats: L **Throws:** R **Height:** 6-0 **Weight:** 170
Born: 10/13/99 in Caracas, Venezuela **Resides:** Carabobo, Venezuela
Obtained: Signed by the Braves as a non-drafted free agent on July 2, 2017
Signed By: Caonabo Cosme

Year	Club	AVG	G	AB	R	H	2B	3B	HR	RBI	SH	SF	HP	BB	SO	SB-CS	OBP	SLG	E
2018	DSL Braves	.191	24	47	8	9	0	0	0	6	1	0	0	4	15	2-1	.255	.191	0

HERNÁNDEZ, RAY INFIELDER

Bats: R **Throws:** R **Height:** 6-3 **Weight:** 230
Born: 8/19/96 in Orlando, FL **Resides:** Orlando, FL
School: Alabama State University
Obtained: Selected by the Braves in the 29th round of the 2018 First-Year Player Draft
Signed By: Hugh Buchanan

Year	Club	AVG	G	AB	R	H	2B	3B	HR	RBI	SH	SF	HP	BB	SO	SB-CS	OBP	SLG	E
2018	GCL Braves	.283	38	138	21	39	11	1	5	25	0	0	1	15	30	1-0	.357	.486	2

HIGGINBOTHAM, JAKE LEFT-HANDED PITCHER

Bats: L **Throws:** L **Height:** 5-10 **Weight:** 170
Born: 1/11/96 in Lawrenceville, GA **Resides:** Hoschton, GA
School: Clemson University (SC)
Obtained: Selected by the Braves in the 11th round of the 2018 First-Year Player Draft
Signed By: Billy Best

2018 Review: Was assigned to rookie-level Danville after being drafted and went 2-1 with a 2.65 ERA (10 ER/34.0 IP), the sixth-lowest ERA among Atlanta's relief farmhands (min. 30 IP).

Year	Club	W-L	ERA	G	GS	CG	SHO	SV	IP	H	R	ER	HR	HB	BB	SO	WP	BK
2018	Danville	2-1	2.65	13	0	0	0	1	34.0	27	12	10	4	1	12	36	2	0

HODGSON, ALGER RIGHT-HANDED PITCHER

Bats: R **Throws:** R **Height:** 6-2 **Weight:** 190
Born: 4/10/99 in Bluefields, Nicaragua **Resides:** Laguna de Perlas, Nicaragua
Obtained: Signed by the Braves as a non-drafted free agent on January 12, 2016
Signed By: Marvin Throneberry

Year	Club	W-L	ERA	G	GS	CG	SHO	SV	IP	H	R	ER	HR	HB	BB	SO	WP	BK
2016									Did Not Pitch - Suspended									
2017	DSL Braves	0-0	1.13	3	2	0	0	0	8.0	4	5	1	0	1	3	3	1	0
	GCL Braves	2-2	6.47	9	6	0	0	0	32.0	35	27	23	3	2	19	22	3	0
2018									Injured - Did Not Play									
Minor Totals		2-2	5.40	12	8	0	0	0	40.0	39	32	24	3	3	22	25	4	0

HOEKSTRA, KURT INFILDER

Bats: L **Throws:** R **Height:** 6-2 **Weight:** 210
Born: 6/27/93 in Grand Rapids, MI **Resides:** Kentwood, MI
School: Western Michigan University
Obtained: Selected by the Braves in the 21st round of the 2015 First-Year Player Draft
Signed By: Rick Sellers

2018 Review: Appeared in 99 games between Rome (A) and Florida (A+), and batted .239 (82-for-343) between the two clubs...**2017:** Established new career bests in runs (48), hits (106), doubles (18), triples (7), home runs (3) and RBI (35) in 114 games with Single-A Rome...**2016:** Placed on Single-A Rome's 7-day disabled list on 4/7 (right groin strain) and missed the entire season...Made a four-game rehab appearance with the GCL Braves from 8/18-9/7...**2015:** Opened his career at rookie-level Danville and logged 12 extra-base hits with 23 runs and 18 RBI in 48 games.

Year	Club	AVG	G	AB	R	H	2B	3B	HR	RBI	SH	SF	HP	BB	SO	SB-CS	OBP	SLG	E
2015	Danville	.257	48	167	23	43	5	5	2	18	1	2	4	19	36	8-0	.344	.383	17
2016	GCL Braves	.091	4	11	2	1	1	0	0	1	0	0	1	1	3	0-0	.231	.182	1
2017	Rome	.255	114	415	48	106	18	7	3	35	1	2	2	34	96	11-4	.313	.354	18
2018	Rome	.255	32	106	18	27	8	1	2	15	0	3	0	15	21	2-0	.339	.406	5
	Florida	.232	67	237	22	55	6	1	2	17	1	2	0	22	66	7-1	.295	.291	3
Minor Totals		.248	265	936	113	232	38	14	9	86	3	9	7	91	222	28-5	.316	.347	44

HURSH, JASON RIGHT-HANDED PITCHER

Bats: R **Throws:** R **Height:** 6-2 **Weight:** 210
Born: 10/2/91 in Carrollton, TX **Resides:** Carrollton, TX
School: Oklahoma State University
Obtained: Selected by the Braves in the first round (31st overall) of the 2013 First-Year Player Draft
Signed By: Gerald Turner

2018 Review: Appeared in a career-most 53 games and combined to go 2-6 with a 3.71 ERA (28 ER/68.0 IP) between Double-A Mississippi and Triple-A Gwinnett...Did not appear in the majors for the first season since 2015...Saved a career-most eight games, tied for sixth most in Atlanta's system...**2017:** Spent the majority of the season in Triple-A Gwinnett's bullpen, while also pitching in relief with Atlanta and Double-A Mississippi...Made a career-best 47 combined appearances across the three levels, with nine of the games coming with the Braves...Was on the MLB roster for a total of 36 days over his six different stints...Made his Braves season debut on 6/6 vs. PHI with a scoreless inning...Earned his first MLB win on 6/22 vs. SF with 0.2 innings of scoreless relief in a 12-11 victory...The win marked his only career decision...Went a season-best 2.0 innings three separate times with Atlanta, 6/12 at WSH, 7/28 at PHI and 8/3 vs. LAD...**2016:** Appeared in two games with Atlanta while splitting the remainder of the season between Gwinnett and Mississippi...His 45 combined games between the majors and the minors set a career-high total...Made his MLB debut on 8/13 at WSH after the Braves selected his contract the day before...Allowed three hits and a run over 1.0 inning...Allowed four runs, earned, one hit and three walks in his other MLB appearance, 8/17 vs. MIN...Compiled a 1.97 ERA (16 ER/73.0 IP) in 43 games between the G-Braves and the M-Braves...**2015:** Split his third professional campaign between Mississippi and Gwinnett, combining to go 4-6 with a 5.18 ERA (56 ER/97.1 IP) over 34 games (15 starts)...The 34 games tied for 10th most among Atlanta minor leaguers...Opened the season in Mississippi's rotation and went 2-6 with a 5.63 ERA in 15 starts...Made nine relief appearances with the M-Braves and pitched to a 2.25 ERA (3 ER/12.0 IP) before moving to Gwinnett on 8/6...**2014:** In his second professional season, earned Braves organizational Pitcher of the Year honors after ranking second among all Braves minor league pitchers in wins (11), fifth in innings pitched (148.1), eighth in ERA (3.58) and 10th in WHIP (1.31)...His 3.58 ERA ranked as the sixth-best ERA in the Southern League.

Year	Club	W-L	ERA	G	GS	CG	SHO	SV	IP	H	R	ER	HR	HB	BB	SO	WP	BK
2013	Rome	1-1	0.67	9	9	0	0	0	27.0	20	9	2	1	1	10	15	4	0
2014	Mississippi	11-7	3.58	27	26	1	1	0	148.1	151	70	59	5	7	43	83	6	0
2015	Mississippi	3-6	5.14	24	15	0	0	2	82.1	111	52	47	3	0	32	60	2	0
	Gwinnett	1-0	5.40	10	0	0	0	0	15.0	16	9	9	2	1	5	5	0	0
2016	Mississippi	3-2	2.05	35	0	0	0	3	57.0	42	16	13	0	3	23	42	6	1
	Gwinnett	0-0	1.69	8	0	0	0	0	16.0	15	3	3	0	2	8	8	0	0
	Atlanta	0-0	33.75	2	0	0	0	0	1.1	4	5	5	0	0	3	1	1	0
2017	Gwinnett	3-4	5.50	28	0	0	0	0	37.2	53	26	23	3	1	12	41	3	0
	Mississippi	0-0	1.23	10	0	0	0	5	14.2	10	2	2	0	0	5	10	2	2
	Atlanta	1-0	5.06	9	0	0	0	0	10.2	13	6	6	1	1	4	7	1	0
2018	Mississippi	0-1	2.81	14	0	0	0	7	16.0	17	7	5	0	0	7	13	2	0
	Gwinnett	2-5	3.98	39	1	0	0	1	52.0	51	29	23	0	2	31	45	8	0
Major Totals		1-0	8.25	11	0	0	0	0	12.0	17	11	11	1	1	7	8	2	0
Minor Totals		24-26	3.59	204	51	1	1	18	466.0	486	223	186	14	17	176	322	33	3

IZAGUIRRE, JONAIKER *OUTFIELDER*

Bats: R **Throws:** R **Height:** 5-11 **Weight:** 160
Born: 9/27/00 in Caracas, Venezuela **Resides:** Vargas, Venezuela
Obtained: Signed by the Braves as a non-drafted free agent on July 7, 2017
Signed By: David Godoy

Year	Club	AVG	G	AB	R	H	2B	3B	HR	RBI	SH	SF	HP	BB	SO	SB-CS	OBP	SLG	E
2018	DSL Braves	.123	26	57	6	7	1	0	0	4	0	0	3	7	24	0-1	.254	.140	2

JAVIER, CIRIACO *RIGHT-HANDED PITCHER*

Bats: R **Throws:** R **Height:** 6-3 **Weight:** 185
Born: 1/1/96 in Santo Domingo Centro, DR **Resides:** Centro del Pueblo, DR
Obtained: Signed by the Braves as a non-drafted free agent on August 1, 2015
Signed By: Matias Laureano

2018 Review: Went 4-2 with a 1.58 ERA (7 ER/40.0 IP) in 16 games between the DSL Braves and GCL Braves, the second-lowest ERA among Atlanta relief farmhands (min. 30.0 IP)...Allowed just 5.4 hits per 9.0 innings, also the second-lowest mark in the Braves farm system...Was named DSL Braves Pitcher of the Month for June after going 2-0 with a 1.23 ERA (2 ER/14.2 IP) over five games.

Year	Club	W-L	ERA	G	GS	CG	SHO	SV	IP	H	R	ER	HR	HB	BB	SO	WP	BK
2016	DSL Braves	1-1	4.50	14	3	0	0	0	24.0	19	19	12	1	5	19	20	6	2
2017	DSL Braves	1-5	4.91	19	0	0	0	0	29.1	27	25	16	0	8	34	24	13	0
2018	DSL Braves	3-2	1.76	12	0	0	0	0	30.2	18	8	6	0	2	18	30	6	1
	GCL Braves	1-0	0.96	4	1	0	0	1	9.1	6	1	1	0	1	2	13	2	0
Minor Totals		6-8	3.38	49	4	0	0	1	93.1	70	53	35	1	16	73	87	27	3

JAVIER, ODALVI *RIGHT-HANDED PITCHER*

Bats: R **Throws:** R **Height:** 6-0 **Weight:** 190
Born: 9/4/96 in Puerto Plata, DR **Resides:** Puerto Plata, DR
Obtained: Signed by the Braves as a non-drafted free agent on December 2, 2014
Signed By: Matias Laureano

2018 Review: Spent the full season with Single-A Rome and went 3-10 with a 4.14 ERA (58 ER/126.0 IP)...Ranked among Atlanta farmhands in strikeouts (T4th, 133) and innings pitched (6th, 126.0 IP)...**2017:** Named rookie-level Danville's Pitcher of the Year after going 4-2 with a 3.14 ERA (22 ER/63.0 IP) and 50 strikeouts over 13 starts.

Year	Club	W-L	ERA	G	GS	CG	SHO	SV	IP	H	R	ER	HR	HB	BB	SO	WP	BK
2015	GCL Braves	1-1	2.37	10	1	0	0	0	19.0	22	5	5	2	2	9	18	1	0
2016	GCL Braves	5-1	2.62	12	6	0	0	0	44.2	36	16	13	1	7	12	34	3	0
2017	Danville	4-2	3.14	13	13	0	0	0	63.0	61	22	22	3	11	22	50	5	0
2018	Rome	3-10	4.14	26	25	0	0	0	126.0	120	75	58	14	17	58	133	14	1
Minor Totals		13-14	3.49	61	45	0	0	0	252.2	239	118	98	20	37	101	235	23	1

JEREZ, MIGUEL *LEFT-HANDED PITCHER*

Bats: L **Throws:** L **Height:** 5-8 **Weight:** 200
Born: 10/13/97 in La Vega, DR **Resides:** La Vega, DR
Obtained: Signed by the Braves as a non-drafted free agent on May 11, 2016
Signed By: Jonathan Cruz

2018 Review: Set career highs in starts (11), innings (60.2) and strikeouts (52) between the GCL Braves and High-A Florida...Named the GCL Braves' Pitcher of the Month for June (2-0, 1.29 ERA, 2 ER/14.0 IP)...**2017:** Ranked in the Top 10 among Atlanta's relief prospects (min. 30.0 IP) in ERA (2nd, 1.31), hits per 9.0 innings (T3rd, 5.8) and strikeout-to-walk ratio (4th, 4.09) and earned the GCL Braves Pitcher of the Year honors.

Year	Club	W-L	ERA	G	GS	CG	SHO	SV	IP	H	R	ER	HR	HB	BB	SO	WP	BK
2016	DSL Braves	1-0	1.64	11	0	0	0	1	22.0	21	11	4	2	4	8	23	2	0
2017	DSL Braves	0-1	1.00	4	0	0	0	0	9.0	6	2	1	0	1	1	10	0	0
	GCL Braves	2-0	1.38	15	1	0	0	1	39.0	25	7	6	2	5	10	35	1	0
2018	GCL Braves	5-4	3.90	12	10	0	0	0	57.2	62	31	25	3	2	8	50	5	1
	Florida	0-1	15.00	1	1	0	0	0	3.0	6	5	5	0	0	2	2	1	2
Minor Totals		8-6	2.82	43	12	0	0	2	130.2	120	56	41	7	12	29	120	9	3

JIMÉNEZ, EDWIN LEFT-HANDED PITCHER

Bats: L **Throws:** L **Height:** 6-1 **Weight:** 170
Born: 7/22/00 in Santo Domingo Oeste, DR **Resides:** Santo Domingo, DR
Obtained: Signed by the Braves as a non-drafted free agent on July 2, 2017
Signed By: Roy Gomez

Year	Club	W-L	ERA	G	GS	CG	SHO	SV	IP	H	R	ER	HR	HB	BB	SO	WP	BK
2017	DSL Braves	0-3	10.13	9	2	0	0	0	13.1	17	18	15	1	2	14	8	4	1
2018	DSL Braves	1-3	6.00	14	4	0	0	1	24.0	31	25	16	0	4	14	17	4	0
Minor Totals		1-6	7.47	23	6	0	0	1	37.1	48	43	31	1	6	28	25	8	1

JOHNSTONE, CONNOR RIGHT-HANDED PITCHER

Bats: R **Throws:** R **Height:** 6-1 **Weight:** 195
Born: 10/4/94 in San Diego, CA **Resides:** Atlanta, GA
School: Wake Forest University (NC)
Obtained: Selected by the Braves in the 21st round of the 2017 First-Year Player Draft
Signed By: Billy Best

2018 Review: Combined to go 3-3 with a 3.30 ERA (32 ER/87.1 IP) in 30 games (12 starts) between High-A Florida, Double-A Mississippi and Triple-A Gwinnett...His 3.30 ERA ranked ninth-best among Atlanta farmhands with at least 75.0 innings...**2017:** Assigned to rookie-level Danville after being a 21st-round draft selection, and went 1-1 with a 5.40 ERA (6 ER/10.0 IP) over three starts...Prior to being drafted, completed the fifth undefeated season in Wake Forest history (min. 7 decisions) after going 8-0 with a 3.61 ERA during his senior campaign.

Year	Club	W-L	ERA	G	GS	CG	SHO	SV	IP	H	R	ER	HR	HB	BB	SO	WP	BK
2017	Danville	1-1	5.40	3	3	0	0	0	10.0	10	6	6	2	0	1	12	2	0
2018	Florida	1-3	2.81	18	6	0	0	2	48.0	38	15	15	2	0	11	44	1	0
	Mississippi	0-0	3.12	7	2	0	0	0	17.1	18	7	6	2	1	8	12	0	0
	Gwinnett	2-0	4.50	5	4	0	0	0	22.0	23	12	11	5	1	7	15	0	0
Minor Totals		4-4	3.51	33	15	0	0	2	97.1	89	40	38	11	2	27	83	3	0

JOSÉPHINA, KEVIN INFILDER

Bats: S **Throws:** R **Height:** 6-0 **Weight:** 170
Born: 10/2/96 in Willemstad, Curacao **Resides:** Willemstad, Curacao
Obtained: Signed by the Braves as a non-drafted free agent on July 2, 2013
Signed By: Dargello Lodowica

2018 Review: Appeared in 45 games between High-A Florida and Single-A Rome, and batted .217 (34-for-157) with 18 RBI...**2017:** Played the full season with Single-A Rome and set career bests in runs (42), hits (106), doubles (13), triples (6), RBI (21) and stolen bases (22)...Six triples tied for sixth most among Atlanta farmhands, while 21 stolen bases tied for sixth...**2016:** Split his campaign between rookie-level Danville and Single-A Rome, combining to bat .276 (50-for-181) in a career-high 50 games between the two clubs.

Year	Club	AVG	G	AB	R	H	2B	3B	HR	RBI	SH	SF	HP	BB	SO	SB-CS	OBP	SLG	E
2014	DSL Braves	.171	9	35	5	6	1	0	0	4	0	1	2	4	10	1-0	.286	.200	0
2015	GCL Braves	.272	22	81	11	22	1	1	0	3	1	0	0	3	18	2-2	.298	.309	4
2016	Danville	.300	13	50	6	15	3	0	1	8	0	1	1	2	7	0-0	.333	.420	3
	Rome	.267	37	131	14	35	7	1	2	12	1	4	0	0	26	6-2	.259	.382	7
2017	Rome	.247	118	429	42	106	13	6	1	34	6	6	2	22	92	21-11	.283	.312	22
2018	Florida	.227	36	128	11	29	3	0	0	17	0	3	1	8	33	4-3	.271	.250	5
	Rome	.172	9	29	2	5	2	0	0	1	1	0	1	5	10	0-0	.314	.241	2
Minor Totals		.247	244	883	91	218	30	8	4	79	9	15	7	44	196	34-18	.283	.313	43

JULIAN, DEYVIS RIGHT-HANDED PITCHER

Bats: R **Throws:** R **Height:** 6-2 **Weight:** 165
Born: 4/10/96 in La Romana, DR **Resides:** La Romana, DR
Obtained: Signed by the Braves as a non-drafted free agent on July 2, 2014
Signed By: Matias Laureano

Year	Club	W-L	ERA	G	GS	CG	SHO	SV	IP	H	R	ER	HR	HB	BB	SO	WP	BK
2015	DSL Braves	2-1	3.54	18	2	0	0	1	28.0	35	17	11	0	4	10	20	2	0
2016	DSL Braves	0-8	2.68	17	15	0	0	0	40.1	30	21	12	3	5	14	37	3	0
2017	DSL Braves	0-1	7.36	4	3	0	0	0	7.1	7	7	6	0	3	4	6	0	0
	GCL Braves	3-2	3.35	13	2	0	0	0	40.1	36	17	15	2	1	21	29	5	0
2018	Injured - Did Not Play																	
Minor Totals		5-12	3.41	52	22	0	0	1	116.0	108	62	44	5	13	49	92	10	0

KELLY, JUSTIN LEFT-HANDED PITCHER

Bats: L **Throws:** L **Height:** 6-0 **Weight:** 190
Born: 4/22/93 in Bakersfield, CA **Resides:** Bakersfield, CA
School: University of California - Santa Barbara
Obtained: Acquired by the Braves from the Los Angeles Angels in exchange for RHP Jim Johnson and international pool space on November 30, 2017
Signed By: Ben Diggins (Angels)

2018 Review: Played his first season with Atlanta and made 36 appearances between High-A Florida and Double-A Mississippi, combining to go 4-2 with a 3.44 ERA (21 ER/55.0 IP)...Allowed just 6.7 hits per 9.0 innings, tied for eighth fewest in the Atlanta system...**2017:** Spent his second professional season between five levels of the Angels chain, combining to go 6-4 with a 3.53 ERA (25 ER/63.2 IP) and 57 strikeouts over 25 games (6 starts) between Salt Lake (AAA), Mobile (AA), Inland Empire (A+), Burlington (A) and Orem (R)...Atlanta acquired him on 11/30 in exchange for RHP Jim Johnson and international pool space...**2016:** Made 17 appearances (1 start) with rookie-level Orem, going 2-1 with a 6.44 ERA (26 ER/36.1 IP) and 33 strikeouts...Drafted by the Angels in the 33rd round of the First-Year Player Draft out of UC - Santa Barbara.

Year	Club	W-L	ERA	G	GS	CG	SHO	SV	IP	H	R	ER	HR	HB	BB	SO	WP	BK
2016	Orem	2-1	6.44	17	1	0	0	0	36.1	51	28	26	3	2	17	33	1	2
2017	Salt Lake	0-0	11.25	2	0	0	0	0	4.0	7	5	5	1	0	1	4	0	0
	Mobile	1-0	7.50	2	1	0	0	0	6.0	4	5	5	2	0	5	6	0	0
	Inland Empire	0-1	5.79	2	0	0	0	0	4.2	6	3	3	0	0	4	2	1	0
	Burlington	2-3	2.43	11	3	0	0	2	29.2	26	12	8	1	3	11	26	3	2
	Orem	3-0	1.86	8	2	0	0	0	19.1	14	5	4	0	0	8	19	1	0
2018	Florida	3-2	3.05	29	0	0	0	3	44.1	31	19	15	1	5	30	51	1	0
	Mississippi	1-0	5.06	7	0	0	0	0	10.2	10	6	6	0	0	7	14	2	0
Minor Totals		12-7	4.18	78	7	0	0	5	155.0	149	83	72	8	10	83	155	9	4

KENNEDY, JON LEFT-HANDED PITCHER

Bats: L **Throws:** L **Height:** 6-8 **Weight:** 245
Born: 9/20/94 in Melbourne, Australia **Resides:** Melbourne, Australia
Obtained: Signed by the Braves as a non-drafted free agent on August 5, 2015
Signed By: Phil Dale

2018 Review: Went 5-7 with a 3.26 ERA (24 ER/66.1 IP) in 29 games between High-A Florida and Triple-A Gwinnett...Had a 2.43 ERA in 25 games with the FireFrogs...Ranked fifth among qualified pitchers in the Atlanta system with a 3.69 strikeout-to-walk ratio (59 SO/16 BB)...**2017:** Spent the full season with Single-A Rome, going 5-2 with a 2.87 ERA (25 ER/78.1 IP), 65 strikeouts and five saves...Led all Atlanta farmhands in strikeout-walk ratio for the second consecutive year, fanning 65 batters and walking just six (10.83 SO/BB)...Five saves tied for fourth among Braves prospects...**2016:** Played his first season of affiliated baseball and split the year between three levels of the Atlanta system, combining to post a 2.93 ERA (10 ER/30.2 IP) between Rome (A), Danville (R) and Carolina (A+)...Issued just four walks while fanning 29 batters, and his 7.25 strikeout-walk ratio paced all Atlanta farmhands.

Year	Club	W-L	ERA	G	GS	CG	SHO	SV	IP	H	R	ER	HR	HB	BB	SO	WP	BK
2016	Rome	0-0	2.74	14	0	0	0	0	23.0	22	10	7	3	3	3	18	2	0
	Danville	0-0	4.76	4	0	0	0	0	5.2	11	5	3	0	0	1	7	2	0
	Carolina	0-0	0.00	1	0	0	0	0	2.0	2	0	0	0	0	0	4	0	0
2017	Rome	5-2	2.87	39	1	0	0	5	78.1	79	28	25	4	4	6	65	6	1
2018	Florida	5-5	2.43	25	2	0	0	1	55.2	51	18	15	0	8	13	54	3	0
	Gwinnett	0-2	7.59	4	2	0	0	0	10.2	14	10	9	0	0	3	5	0	0
Minor Totals		10-9	3.03	87	5	0	0	6	175.1	179	71	59	7	15	26	153	13	1

KINGHAM, NOLAN RIGHT-HANDED PITCHER

Bats: R **Throws:** R **Height:** 6-4 **Weight:** 200
Born: 8/18/96 in Las Vegas, NV **Resides:** Las Vegas, NV
School: University of Texas
Obtained: Selected by the Braves in the 12th round of the 2018 First-Year Player Draft
Signed By: Darin Vaughan

Year	Club	W-L	ERA	G	GS	CG	SHO	SV	IP	H	R	ER	HR	HB	BB	SO	WP	BK
2018	Danville	2-0	4.56	11	3	0	0	1	23.2	27	12	12	2	1	7	18	8	1

KURZ, CAMERON RIGHT-HANDED PITCHER

Bats: R **Throws:** R **Height:** 6-0 **Weight:** 200
Born: 5/10/96 in San Diego, CA **Resides:** Encinitas, CA
School: University of California - San Diego
Obtained: Selected by the Braves in the 18th round of the 2018 First-Year Player Draft
Signed By: Dan Cox

Year	Club	W-L	ERA	G	GS	CG	SHO	SV	IP	H	R	ER	HR	HB	BB	SO	WP	BK
2018	GCL Braves	1-0	0.00	3	0	0	0	0	4.1	2	0	0	0	1	1	7	1	0

LANGHORNE, BRETT INFIELDER

Bats: L **Throws:** R **Height:** 6-3 **Weight:** 210
Born: 6/14/96 in Richmond, VA **Resides:** Mechanicsville, VA
School: Carson-Newman College (TN)
Obtained: Selected by the Braves in the 10th round (292nd overall) of the 2018 First-Year Player Draft
Signed By: Dustin Evans

2018 Review: Reached base at a .375 clip, the fifth-highest percentage among qualified Atlanta farmhands.

Year	Club	AVG	G	AB	R	H	2B	3B	HR	RBI	SH	SF	HP	BB	SO	SB-CS	OBP	SLG	E
2018	Danville	.281	52	185	23	52	7	2	0	24	0	2	1	28	67	8-2	.375	.341	13

LARA, YANDRI INFIELDER

Bats: R **Throws:** R **Height:** 6-0 **Weight:** 190
Born: 5/31/00 in Azua, DR **Resides:** Azua, DR
Obtained: Signed by the Braves as a non-drafted free agent on July 2, 2017
Signed By: Jonathan Cruz

Year	Club	AVG	G	AB	R	H	2B	3B	HR	RBI	SH	SF	HP	BB	SO	SB-CS	OBP	SLG	E
2017	DSL Braves	.050	12	40	4	2	0	0	0	1	0	0	1	3	23	0-0	.136	.050	8
2018	DSL Braves	.154	36	104	7	16	4	0	1	8	0	1	5	9	41	1-1	.252	.221	17
Minor Totals		.125	48	144	11	18	4	0	1	9	0	1	6	12	64	1-1	.221	.174	25

LAWSON, TANNER LEFT-HANDED PITCHER

Bats: L **Throws:** L **Height:** 6-1 **Weight:** 195
Born: 10/25/96 in Laplace, LA **Resides:** Bakersfield, CA
School: St. Edwards University (TX)
Obtained: Selected by the Braves in the 21st round of the 2018 First-Year Player Draft
Signed By: Darin Vaughan

Year	Club	W-L	ERA	G	GS	CG	SHO	SV	IP	H	R	ER	HR	HB	BB	SO	WP	BK
2018	Danville	0-2	3.68	13	11	0	0	0	29.1	28	14	12	1	1	5	31	2	1

LEYVA, ELIAN RIGHT-HANDED PITCHER

Bats: R **Throws:** R **Height:** 6-2 **Weight:** 210
Born: 3/17/89 in La Habana, Cuba **Resides:** Lleida, Spain
Obtained: Signed by the Braves as a non-drafted free agent on November 11, 2016
Signed By: Jonathan Cruz

2018 Review: Split his first affiliated season between Double-A Mississippi and Triple-A Gwinnett, combining to go 4-3 with a 2.69 ERA (26 ER/87.0 IP)...His 2.69 ERA stood as the fifth lowest among Atlanta farmhands with at least 75.0 innings pitched.

Year	Club	W-L	ERA	G	GS	CG	SHO	SV	IP	H	R	ER	HR	HB	BB	SO	WP	BK	
2017	Did Not Pitch - On Loan to Tijuana of the Mexican League																		
2018	Mississippi	3-2	2.69	22	4	0	0	0	60.1	61	22	18	2	3	17	59	2	1	
	Gwinnett	1-1	2.70	12	1	0	0	0	26.2	23	9	8	1	2	8	20	6	0	
Minor Totals		4-3	2.69	34	5	0	0	0	87.0	84	31	26	3	5	25	79	8	1	

LIEN, CONNOR OUTFIELDER

Bats: R **Throws:** R **Height:** 6-3 **Weight:** 230
Born: 3/15/94 in Annapolis, MD **Resides:** Orlando, FL
School: Olympia (FL) HS
Obtained: Selected by the Braves in the 12th round of the 2012 First-Year Player Draft
Signed By: Buddy Hernández

2018 Review: Batted .198 (53-for-268) in his third consecutive season with Double-A Mississippi...**2017:** Appeared in 119 games with Mississippi and batted .187 (70-for-374) with a career-best 10 home runs... Swiped 17 bases on the season, ninth most in the Atlanta system...Four of his first 14 hits on the season were home runs...**2016:** Made his Double-A debut after playing the entirety of his season with Mississippi...Logged two plate appearances in the season opener on 4/7 vs. Pensacola (0-for-1, BB, SB) before missing 68 games with a left wrist fracture...**2015:** Played the full season with High-A Carolina, where he paced the Mudcats with 129 hits, 72 runs and 34 steals to earn Carolina's Player of the Year honors from the organization... Named a Carolina League Year-End All-Star following the season...Ended the year in the Top 10 among all Braves farmhands in runs (2nd, 72), stolen bases (2nd, 34), hits (4th, 129), doubles (T7th, 22), home runs (T7th, 9), OPS (T9th, .762) and RBI (10th, 47)...Played for the Peoria Javelinas in the Arizona Fall League following the season and batted .169 (13-for-77) with one home run in 21 games.

Year	Club	AVG	G	AB	R	H	2B	3B	HR	RBI	SH	SF	HP	BB	SO	SB-CS	OBP	SLG	E
2012	GCL Braves	.228	48	149	30	34	4	2	0	11	1	1	10	19	49	15-3	.352	.282	2
2013	Danville	.226	56	212	32	48	11	4	6	27	1	1	8	14	70	10-3	.298	.401	3
2014	Rome	.275	85	309	41	85	17	3	5	36	4	2	9	21	84	16-4	.337	.398	6
2015	Carolina	.285	128	453	72	129	22	5	9	47	5	2	11	33	129	34-12	.347	.415	9
2016	Mississippi	.233	64	223	29	52	7	7	6	17	5	1	6	23	85	12-6	.320	.408	2
2017	Mississippi	.187	119	374	41	70	19	2	10	34	3	1	9	24	160	17-4	.252	.329	1
2018	Mississippi	.198	99	268	29	53	16	1	7	29	1	1	9	26	113	8-5	.289	.343	1
Minor Totals		.237	599	1988	274	471	96	24	43	201	20	9	62	160	690	112-37	.312	.374	24

LOCKHART, DANIEL INFIELDER

Bats: L **Throws:** R **Height:** 6-0 **Weight:** 195
Born: 11/4/92 in Nashville, TN **Resides:** Dacula, GA
School: Hebron Christian (GA) Academy
Obtained: Signed by the Braves as a minor-league free agent on January 9, 2018
Signed By: Keith Lockhart (Cubs)

2018 Review: Played in a career-most 119 games with Double-A Mississippi in his first season with the Braves, and batted .230 (82-for-356) with a career-high six home runs...Ranked tied for fifth among Atlanta farmhands with 45 walks, and tied for 10th with nine stolen bases...**2017:** Played his first season in the Diamondbacks organization and split the season between High-A Visalia and Double-A Jackson, combining to hit .217 (76-for-351) over 105 games...Selected by Arizona from the Chicago Cubs in the minor-league phase of the Rule 5 draft on 12/8/16...**2016:** Appeared in 89 combined games between High-A Myrtle Beach and Double-A Tennessee, batting .226/.273/.318 in his sixth professional season...**2015:** Played the full season with Myrtle Beach and appeared in a career-most 118 games...**2014:** Split the season between Kane County (A) and Boise (A-), and batted .292 (101-for-346) with 20 doubles and a career-high 101 hits...**2013:** Named a Northwest League Mid-Season All-Star with Low-A Boise...**PERSONAL:** Son of former Brave Keith Lockhart, and was signed by Lockhart as an area scout with the Cubs in the 10th round of the 2011 First-Year Player Draft.

Year	Club	AVG	G	AB	R	H	2B	3B	HR	RBI	SH	SF	HP	BB	SO	SB-CS	OBP	SLG	E
2011	AZL Cubs	.219	7	32	1	7	0	0	0	3	0	0	0	2	7	2-1	.265	.219	3
2012	AZL Cubs	.221	45	190	31	42	5	4	1	20	1	0	4	18	27	11-3	.302	.305	12
2013	Boise	.290	67	248	29	72	8	1	0	23	2	2	4	18	39	7-1	.346	.331	10
	Iowa	.444	2	9	1	4	1	0	0	0	0	0	0	1	1	1-1	.444	.556	0
2014	Kane County	.284	89	327	55	93	18	4	0	28	3	4	1	33	47	12-5	.348	.364	9
	Boise	.421	4	19	6	8	2	0	0	3	0	0	0	6	1	1-0	.421	.526	0
2015	Myrtle Beach	.223	118	408	41	91	18	4	2	34	3	3	6	22	73	9-2	.271	.301	13
2016	Myrtle Beach	.244	37	119	16	29	6	3	1	12	1	3	1	8	24	6-1	.290	.370	3
	Tennessee	.213	52	155	12	33	7	0	1	16	3	3	1	10	35	2-1	.260	.277	7
2017	Visalia	.220	82	273	27	60	14	4	4	26	3	2	3	18	40	7-3	.274	.344	5
	Jackson	.205	23	78	14	16	6	0	1	8	1	1	0	11	11	3-0	.300	.321	1
2018	Mississippi	.230	119	356	53	82	15	4	6	31	3	3	1	45	100	9-1	.316	.346	13
Minor Totals		.243	645	2214	286	537	100	24	16	204	20	21	21	185	410	70-19	.304	.331	76

LÓPEZ, YOELI RIGHT-HANDED PITCHER

Bats: R **Throws:** R **Height:** 5-11 **Weight:** 200
Born: 7/31/97 in San Pedro de Macoris, DR **Resides:** Miami, FL
School: Calusa (FL) Preparatory School
Obtained: Signed by the Braves as a non-drafted free agent on August 7, 2015
Signed By: Matias Laureano

MINOR LEAGUE PLAYERS

Year	Club	W-L	ERA	G	GS	CG	SHO	SV	IP	H	R	ER	HR	HB	BB	SO	WP	BK	
2018	GCL Braves	0-1	8.79	14	0	0	0	0	14.1	16	22	14	2	6	18	10	2		
Year	Club	AVG	G	AB	R	H	2B	3B	HR	RBI	SH	SF	HP	BB	SO	SB-CS	OBP	SLG	E
2016	DSL Braves	.240	68	221	38	53	11	3	3	33	1	2	19	33	78	11-5	.382	.357	12
2017	DSL Braves	.222	12	45	11	10	2	0	0	5	0	0	3	6	17	4-0	.352	.267	1
	GCL Braves	.241	35	108	21	26	6	2	1	7	1	0	6	9	40	7-3	.333	.361	2
Minor Totals		.238	115	374	70	89	19	5	4	45	2	2	28	48	135	22-8	.365	.348	15

LOURIE, JACKSON RIGHT-HANDED PITCHER

Bats: R **Throws:** R **Height:** 6-3 **Weight:** 205
Born: 10/10/94 in Atlanta, GA **Resides:** Atlanta, GA
School: Rhodes College (TN)
Obtained: Selected by the Braves in the 24th round of the 2017 First-Year Player Draft
Signed By: Don Thomas

2018 Review: Played his second consecutive season with the GCL Braves...**2017:** Appeared in 14 games with the GCL Braves after being selected in the 24th round of the 2017 draft...Is the son of Braves' head physician, Dr. Gary M. Lourie.

Year	Club	W-L	ERA	G	GS	CG	SHO	SV	IP	H	R	ER	HR	HB	BB	SO	WP	BK
2017	GCL Braves	2-0	3.10	14	0	0	0	0	20.1	15	7	7	0	2	12	12	2	1
2018	GCL Braves	0-3	4.76	11	0	0	0	2	22.2	19	12	12	2	3	14	16	6	0
Minor Totals		2-3	3.98	25	0	0	0	2	43.0	34	19	19	2	5	26	28	8	1

LUGBAUER, DREW CATCHER

Bats: L **Throws:** R **Height:** 6-4 **Weight:** 230
Born: 8/23/96 in Pleasant Valley, NY **Resides:** Pleasant Valley, NY
School: University of Michigan
Obtained: Selected by the Braves in the 11th round of the 2017 First-Year Player Draft
Signed By: Rick Sellers

2018 Review: Played the full season with Single-A Rome and batted .232 (95-for-409) with 34 extra-base hits and 46 RBI...Ranked in the Top 10 among Atlanta prospects in home runs (T7th, 12) and walks (8th, 43)...**2017:** Split his first professional season between rookie-level Danville and Single-A Rome, and combined to bat .261/.352/.514 with 13 home runs and 46 RBI in 60 games...Finished second among all Atlanta farmhands (min. 200 at-bats) in slugging percentage (.514) and OPS (.865), and ranked in the Top 10 in on-base percentage (7th, .352), home runs (8th, 13) and RBI (T10th, 46), despite appearing in just 60 games.

Year	Club	AVG	G	AB	R	H	2B	3B	HR	RBI	SH	SF	HP	BB	SO	SB-CS	OBP	SLG	E
2017	Danville	.243	29	103	23	25	4	0	10	27	0	0	1	19	30	0-0	.366	.573	3
	Rome	.277	31	119	13	33	11	1	3	19	0	0	3	8	38	0-0	.338	.462	3
2018	Rome	.232	114	409	48	95	22	0	12	46	0	1	8	43	153	3-1	.317	.374	3
Minor Totals		.242	174	631	84	153	37	1	25	92	0	1	12	70	221	3-1	.329	.423	9

MADER, MICHAEL LEFT-HANDED PITCHER

Bats: L **Throws:** L **Height:** 6-2 **Weight:** 205
Born: 2/18/94 in Houston, TX **Resides:** Marianna, FL
School: Chipola College (FL)
Obtained: Acquired by the Braves along with INF Anfernee Seymour from the Miami Marlins in exchange for LHP Hunter Cervenka on August 6, 2016
Signed By: Dave Dangler (Marlins)

2018 Review: Made 30 appearances (16 starts) between Double-A Mississippi and Triple-A Gwinnett, combining to go 7-4 with a 3.71 ERA (42 ER/102.0 IP)...His seven wins tied for eighth most in the Braves system...**2017:** Made a career-most 35 appearances (one start) with Mississippi (AA), going 5-5 with a 4.18 ERA (30 ER/64.2 IP) and 57 strikeouts...Logged the first four saves of his career, and his four saves tied for ninth most in the Atlanta system...**2016:** Split his 2016 campaign between two organizations, combining to go 7-9 with a 3.25 ERA (48 ER/133.0 IP) between High-A Jupiter of the Marlins chain and Double-A Mississippi of the Braves...Acquired by Atlanta in a trade on 8/6 and made five starts with the M-Braves, posting an 0-3 record despite a 2.40 ERA (8 ER/30.0 IP) and 26 strikeouts...Ranked eighth among Atlanta farmhands in strikeout-to-walk ratio (4.33)...**2015:** Played his first full season with Single-A Greensboro and paced the Grasshoppers in wins (tied), starts, innings and strikeouts...**2014:** Was named a Mid-Season All-Star in the New York-Penn League.

MINOR LEAGUE PLAYERS

FRONT OFFICE

MANAGER & STAFF

PLAYER BIOS

SEASON IN REVIEW

PLAYER DEVELOPMENT

BRAVES HISTORY

OPPONENTS

MISCELLANEOUS

Year	Club	W-L	ERA	G	GS	CG	SHO	SV	IP	H	R	ER	HR	HB	BB	SO	WP	BK
2014	Batavia	1-0	2.00	12	12	0	0	0	45.0	31	11	10	3	5	16	28	3	1
2015	Greensboro	6-12	4.73	27	27	0	0	0	140.2	141	82	74	8	9	57	86	8	1
2016	Jupiter	7-6	3.50	22	21	0	0	0	103.0	97	43	40	5	8	34	81	5	1
	Mississippi	0-3	2.40	5	5	1	0	0	30.0	27	8	8	0	0	6	26	0	0
2017	Mississippi	5-5	4.18	35	1	0	0	4	64.2	57	34	30	5	0	41	57	8	0
2018	Mississippi	6-3	3.70	23	12	0	0	2	75.1	75	33	31	3	5	41	63	12	1
	Gwinnett	1-1	3.71	7	4	0	0	0	26.2	28	12	11	3	3	12	22	2	1
Minor Totals		26-30	3.78	131	82	1	0	6	485.1	456	223	204	27	30	207	363	38	5

MATEJA, MICHAEL INFIELDER

Bats: R **Throws:** R **Height:** 5-11 **Weight:** 200
Born: 1/25/97 in Kankakee, IL **Resides:** Bourbonnais, IL
School: North Central College (IL)
Obtained: Selected by the Braves in the 25th round of the 2018 First-Year Player Draft
Signed By: Kevin Barry

Year	Club	AVG	G	AB	R	H	2B	3B	HR	RBI	SH	SF	HP	BB	SO	SB-CS	OBP	SLG	E
2018	Danville	.255	20	55	12	14	1	0	0	5	0	0	5	7	13	1-0	.388	.273	3
	GCL Braves	.364	16	44	17	16	6	0	1	9	1	0	3	13	9	1-2	.533	.568	2
	Rome	.333	1	3	0	1	0	0	0	0	0	0	0	0	0	0-0	.333	.333	0
Minor Totals		.304	37	102	29	31	7	0	1	14	1	0	8	20	22	2-2	.454	.402	5

MCLAUGHLIN, SEAN RIGHT-HANDED PITCHER

Bats: L **Throws:** R **Height:** 6-0 **Weight:** 200
Born: 5/16/94 in Boston, MA **Resides:** Johns Creek, GA
School: University of Georgia
Obtained: Selected by the Braves in the 19th round of the 2015 First-Year Player Draft
Signed By: Justin Clark

2018 Review: Combined to go 1-7 with a 6.14 ERA (40 ER/58.2 IP) in 40 games between High-A Florida and Double-A Mississippi...Logged a pair of saves...**2017:** Appeared in 35 games with High-A Florida, and went 4-4 with a 3.97 ERA (29 ER/65.2 IP) and 58 strikeouts...Logged a 2-1 record and a 2.01 ERA (7 ER/31.1 IP) in 16 games at home, but pitched to a 2-3 mark and a 5.77 ERA (22 ER/34.1 IP) over 19 games on the road...**2016:** Played his first full season with High-A Carolina and went 4-6 with a 3.08 ERA (21 ER/61.1 IP) and seven saves over 41 appearances...**2015:** Split his first professional season between rookie-level Danville and Single-A Rome, combining to go 0-1 with a 2.93 ERA (13 ER/40.0 IP) and 44 strikeouts... Collected five saves.

Year	Club	W-L	ERA	G	GS	CG	SHO	SV	IP	H	R	ER	HR	HB	BB	SO	WP	BK
2015	Danville	0-1	4.43	11	0	0	0	3	22.1	24	11	11	1	2	8	24	2	0
	Rome	0-0	1.02	9	1	0	0	2	17.2	15	4	2	0	0	5	20	1	1
2016	Carolina	4-6	3.08	41	0	0	0	7	61.1	57	31	21	3	3	23	41	1	0
2017	Florida	4-4	3.97	35	0	0	0	3	65.2	66	30	29	2	2	22	58	5	2
2018	Florida	1-5	5.53	29	0	0	0	2	40.2	50	32	25	1	6	17	22	8	0
	Mississippi	0-2	7.50	11	0	0	0	0	18.0	27	16	15	3	1	5	9	1	0
Minor Totals		9-18	4.11	136	1	0	0	17	225.2	239	124	103	10	14	80	174	18	3

MCREAKEN, MASON RIGHT-HANDED PITCHER

Bats: R **Throws:** R **Height:** 6-0 **Weight:** 180
Born: 2/11/96 in Marion, IL **Resides:** Menomonee Falls, WI
School: Southern Illinois University - Edwardsville
Obtained: Signed by the Braves as a non-drafted free agent on July 31, 2018
Signed By: Kevin Barry

Year	Club	W-L	ERA	G	GS	CG	SHO	SV	IP	H	R	ER	HR	HB	BB	SO	WP	BK
2018	Danville	0-1	1.50	7	0	0	0	1	12.0	5	5	2	0	4	8	15	3	0

MEDINA, YERANGEL INFIELDER

Bats: R **Throws:** R **Height:** 6-4 **Weight:** 205
Born: 3/15/00 in Santo Domingo Centro, DR **Resides:** Santo Domingo Centro, DR
Obtained: Signed by the Braves as a non-drafted free agent on July 11, 2017
Signed By: Jonathan Cruz

Year	Club	AVG	G	AB	R	H	2B	3B	HR	RBI	SH	SF	HP	BB	SO	SB-CS	OBP	SLG	E
2018	DSL Braves	.216	46	134	8	29	7	0	0	6	0	0	4	12	47	2-0	.300	.269	13

MEJÍA, DILMER LEFT-HANDED PITCHER

Bats: L **Throws:** L **Height:** 5-10 **Weight:** 190
Born: 7/9/97 in El Sauce, Nicaragua **Resides:** El Sauce, Nicaragua
Obtained: Signed by the Braves as a non-drafted free agent on July 9, 2013
Signed By: Marvin Throneberry

2018 Review: Combined to go 5-7 with a 3.99 ERA (40 ER/90.1 IP) in 19 games (17 starts) between Single-A Rome, High-A Florida and rookie-level Danville...Was named as Danville's Pitcher of the Year after going 5-4 with a 2.87 ERA (22 ER/69.0 IP) in 13 starts for the D-Braves...**2017:** Won four games with rookie-level Danville, going 4-3 with a 3.91 ERA (22 ER/50.2 IP) in 13 games (nine starts)...Ranked fourth among Braves prospects (min. 30.0 IP) with a 5.20 strikeout-to-walk ratio...**2014:** Garnered DSL Braves Pitcher of the Year honors...Led all Braves starting farmhands in ERA (2.07), average against (.207) and WHIP (0.95).

Year	Club	W-L	ERA	G	GS	CG	SHO	SV	IP	H	R	ER	HR	HB	BB	SO	WP	BK
2014	DSL Braves	4-1	1.68	11	11	0	0	0	59.0	40	18	11	0	1	11	52	8	0
	GCL Braves	1-0	3.60	3	3	0	0	0	15.0	15	6	6	2	0	4	8	1	0
2015	GCL Braves	0-3	5.82	7	2	0	0	0	21.2	24	15	14	2	2	4	19	3	0
2016	GCL Braves	3-1	3.06	11	5	0	0	0	35.1	39	18	12	0	5	10	29	2	1
2017	Danville	4-3	3.91	13	9	0	0	1	50.2	46	31	22	1	3	10	52	2	1
2018	Rome	0-1	7.27	3	1	0	0	1	8.2	13	8	7	1	0	3	10	0	0
	Florida	0-2	7.82	3	3	0	0	0	12.2	20	11	11	2	0	6	8	4	0
	Danville	5-4	2.87	13	13	0	0	0	69.0	65	29	22	4	3	24	53	7	0
Minor Totals		17-15	3.47	64	47	0	0	2	272.0	262	136	105	12	14	72	231	27	2

MEJÍA, LUIS INFILDER

Bats: S **Throws:** R **Height:** 5-9 **Weight:** 175
Born: 3/8/97 in Santo Domingo Centro, DR **Resides:** Santo Domingo Norte, DR
Obtained: Signed by the Braves as a non-drafted free agent on January 26, 2015
Signed By: Matias Laureano

2018 Review: Appeared in a career-most 60 games between Single-A Rome and rookie-level Danville, combining to bat .228 (58-for-254)...**2017:** Appeared in 30 games with rookie-level Danville and batted a career-best .297 (27-for-91), scoring 14 runs and swiping five bases.

Year	Club	AVG	G	AB	R	H	2B	3B	HR	RBI	SH	SF	HP	BB	SO	SB-CS	OBP	SLG	E
2015	DSL Braves	.282	60	209	41	59	4	3	0	20	4	1	3	29	25	7-5	.376	.330	13
2016	GCL Braves	.242	35	120	14	29	2	1	0	11	4	1	0	5	18	3-1	.270	.275	2
2017	Danville	.297	30	91	14	27	3	0	0	5	4	0	0	8	13	5-0	.354	.330	4
2018	Rome	.278	28	97	13	27	5	1	0	6	2	0	0	3	29	1-2	.300	.351	10
	Danville	.197	40	157	12	31	6	0	0	15	0	3	0	7	36	0-0	.228	.236	15
Minor Totals		.257	193	674	94	173	20	5	0	57	14	5	3	52	121	16-8	.311	.301	44

MEZQUITA, BRANDOL OUTFILDER

Bats: R **Throws:** R **Height:** 6-0 **Weight:** 170
Born: 7/14/01 in Imbert, DR **Resides:** Imbert, DR
Obtained: Signed by the Braves as a non-drafted free agent on July 14, 2017
Signed By: Jonathan Cruz

Year	Club	AVG	G	AB	R	H	2B	3B	HR	RBI	SH	SF	HP	BB	SO	SB-CS	OBP	SLG	E
2018	DSL Braves	.212	52	156	23	33	6	0	4	27	0	1	9	24	52	6-4	.347	.327	4

MICHEL, SHEAN OUTFILDER

Bats: R **Throws:** R **Height:** 5-11 **Weight:** 170
Born: 9/26/97 in Willemstad, Curacao **Resides:** Willemstad, Curacao
Obtained: Signed by the Braves as a non-drafted free agent on August 19, 2014
Signed By: Dargello Lodowica

2018 Review: Combined to bat .250 (50-for-200) in 60 games between High-A Florida and Single-A Rome... Hit his first professional home run on 6/10 vs. Jupiter...**2017:** Appeared in 40 games between the GCL Braves and rookie-level Danville, combining to bat .312/.365/.403...Among Braves farmhands with at least 150 at-bats, his .312 batting average was third highest in the system...**2016:** Opened the season with the DSL Braves and batted .316 (48-for-152) with five doubles, five triples and 19 RBI in 39 games to garner DSL Braves Player of the Year honors from the organization.

MINOR LEAGUE PLAYERS

FRONT OFFICE

MANAGER & STAFF

PLAYER BIOS

SEASON IN REVIEW

PLAYER DEVELOPMENT

BRAVES HISTORY

OPPONENTS

MISCELLANEOUS

Year	Club	AVG	G	AB	R	H	2B	3B	HR	RBI	SH	SF	HP	BB	SO	SB-CS	OBP	SLG	E
2015	DSL Braves	.272	54	213	33	58	6	5	0	35	2	3	2	15	44	9-7	.322	.347	2
2016	DSL Braves	.316	39	152	26	48	5	5	0	19	0	4	3	15	17	9-4	.379	.414	3
	GCL Braves	.195	26	87	12	17	1	0	0	8	2	0	0	7	18	3-1	.255	.207	1
2017	GCL Braves	.227	5	22	3	5	1	0	0	2	0	0	0	2	3	2-0	.292	.273	0
	Danville	.326	35	132	23	43	9	2	0	11	2	0	0	11	30	7-4	.378	.424	2
2018	Florida	.232	28	99	10	23	3	0	1	11	3	0	0	6	26	2-2	.276	.293	0
	Rome	.267	32	101	10	27	6	0	0	5	1	2	0	12	32	1-4	.339	.327	2
Minor Totals		.274	219	806	117	221	31	12	1	91	10	9	5	68	170	33-22	.331	.346	10

MONTILLA, JOSÉ RIGHT-HANDED PITCHER

Bats: R **Throws:** R **Height:** 6-1 **Weight:** 170
Born: 6/4/98 in Neyba, DR **Resides:** Neyba, DR
Obtained: Signed by the Braves as a non-drafted free agent on January 10, 2017
Signed By: Jonathan Cruz

2018 Review: Named Danville's Pitcher of the Month for June (1-0, 1.38 ERA, 2 ER/13.0 IP).

Year	Club	W-L	ERA	G	GS	CG	SHO	SV	IP	H	R	ER	HR	HB	BB	SO	WP	BK
2017	DSL Braves	0-4	3.07	14	10	0	0	0	44.0	44	19	15	2	4	11	20	2	1
	GCL Braves	0-1	3.24	2	2	0	0	0	8.1	9	4	3	0	1	2	6	0	0
2018	Danville	1-4	4.37	13	13	1	0	0	70.0	83	35	34	4	4	19	53	6	0
Minor Totals		1-9	3.83	29	25	1	0	0	122.1	136	58	52	6	9	32	79	8	1

MOONEY, MARCUS INFILDER

Bats: R **Throws:** R **Height:** 5-9 **Weight:** 170
Born: 1/20/94 in Loxahatchee, FL **Resides:** Loxahatchee, FL
School: University of South Carolina
Obtained: Selected by the Braves in the 10th round (289th overall) of the 2016 First-Year Player Draft
Signed By: Billy Best

2018 Review: Batted .214 (46-for-215) over 72 games with High-A Florida...Suffered a right hamstring strain on 6/14 and was on the disabled list from 6/15-7/3...**2017:** Played the full season with Single-A Rome, batting .238/.310/.274 over 111 games...Was hit by a pitch 25 times, second most among all Atlanta farmhands and sixth most in the minor leagues...**2016:** Played his first professional campaign with rookie-level Danville and batted .264 (63-for-239)...Hit by a pitch 21 times, second most among all Atlanta farmhands despite playing just 62 games, while his .356 on-base percentage was tied for the ninth-best mark in the system.

Year	Club	AVG	G	AB	R	H	2B	3B	HR	RBI	SH	SF	HP	BB	SO	SB-CS	OBP	SLG	E
2016	Danville	.264	62	239	44	63	13	1	0	16	3	1	21	14	25	6-4	.356	.326	10
2017	Rome	.238	111	416	53	99	13	1	0	32	7	5	25	21	54	10-6	.310	.274	9
2018	Florida	.214	72	215	29	46	6	0	0	13	7	0	10	17	25	1-3	.302	.242	2
Minor Totals		.239	245	870	126	208	32	2	0	61	17	6	56	52	104	17-13	.321	.280	21

MORA, LUIS RIGHT-HANDED PITCHER

Bats: R **Throws:** R **Height:** 6-4 **Weight:** 160
Born: 6/17/95 in San Pedro De Macoris, DR **Resides:** Consuelo, DR
Obtained: Signed by the Braves as a non-drafted free agent on January 31, 2014
Signed By: Remmy Hernández

2018 Review: Opened the season on Single-A Rome's disabled list while recovering from "Tommy John" surgery...Made six rehabilitation appearances with rookie-level Danville and went 1-1 with a 16.50 ERA (11 ER/6.0 IP)...**2017:** Appeared in just two games with Rome before being placed on the 7-day disabled list (right elbow strain) on 5/16 and missing the remainder of the season...Underwent "Tommy John" surgery on 5/19, performed by Dr. Tim Griffith in Atlanta...**2016:** Spent the season with rookie-level Danville and pitched to a 1-6 record with a 7.42 ERA (25 ER/30.1 IP) over 10 games (seven starts).

Year	Club	W-L	ERA	G	GS	CG	SHO	SV	IP	H	R	ER	HR	HB	BB	SO	WP	BK
2014	DSL Braves	0-5	10.18	19	9	0	0	0	38.0	41	49	43	2	12	42	34	9	1
2015	DSL Braves	0-3	3.80	18	14	0	0	0	45.0	32	25	19	1	10	21	42	10	0
2016	Danville	1-6	7.42	10	7	0	0	0	30.1	31	28	25	4	6	18	35	4	0
2017	Rome	1-0	3.86	2	0	0	0	0	4.2	6	3	2	0	0	2	0	1	0
2018	Danville	1-1	16.50	6	0	0	0	0	6.0	11	11	11	0	3	7	7	2	0
Minor Totals		3-15	7.26	55	30	0	0	0	124.0	121	116	100	7	31	90	118	26	1

MORALES, JUAN INFILDER

Bats: R **Throws:** R **Height:** 6-2 **Weight:** 165
Born: 11/17/98 in Caracas, Venezuela **Resides:** Los Teques, Venezuela
Obtained: Signed by the Braves as a non-drafted free agent on July 6, 2015
Signed By: Rolando Petit

Year	Club	AVG	G	AB	R	H	2B	3B	HR	RBI	SH	SF	HP	BB	SO	SB-CS	OBP	SLG	E
2016	DSL Braves	.148	36	128	12	19	4	2	0	13	4	2	6	13	32	1-2	.255	.211	11
2017	DSL Braves	.250	2	4	1	1	0	0	0	0	0	0	1	0	0	0-0	.400	.250	1
2018	GCL Braves	.202	38	129	15	26	4	0	0	8	4	2	6	9	45	0-1	.281	.233	8
Minor Totals		.176	76	261	28	46	8	2	0	21	8	4	13	22	77	1-3	.270	.222	20

MORENO, CESARI RIGHT-HANDED PITCHER

Bats: R **Throws:** R **Height:** 6-4 **Weight:** 215
Born: 12/21/01 in Nagua, DR **Resides:** Maria Trinidad Sanchez, DR
Obtained: Signed by the Braves as a non-drafted free agent on July 6, 2018
Signed By: Carlos Sequera

Year	Club	W-L	ERA	G	GS	CG	SHO	SV	IP	H	R	ER	HR	HB	BB	SO	WP	BK
2019 Will Be First Professional Season																		

MORITZ, ANDREW OUTFIELDER

Bats: L **Throws:** R **Height:** 5-11 **Weight:** 180
Born: 12/22/96 in St. Louis, MO **Resides:** Charlotte, NC
School: University of North Carolina - Greensboro
Obtained: Selected by the Braves in the sixth round (172nd overall) of the 2018 First-Year Player Draft
Signed By: Billy Best

Year	Club	AVG	G	AB	R	H	2B	3B	HR	RBI	SH	SF	HP	BB	SO	SB-CS	OBP	SLG	E
2018	Danville	.280	31	125	23	35	7	1	1	16	2	2	1	14	24	4-0	.352	.376	1

MUNOZ, RODDERY RIGHT-HANDED PITCHER

Bats: R **Throws:** R **Height:** 6-3 **Weight:** 190
Born: 4/14/00 in Santo Domingo Centro, DR **Resides:** Bonoa, DR
Obtained: Signed by the Braves as a non-drafted free agent on June 11, 2018
Signed By: Jonathan Cruz

Year	Club	W-L	ERA	G	GS	CG	SHO	SV	IP	H	R	ER	HR	HB	BB	SO	WP	BK
2018	DSL Braves	1-2	6.88	10	0	0	0	1	17.0	22	15	13	0	2	14	17	5	0

NESLONY, TYLER OUTFIELDER

Bats: L **Throws:** R **Height:** 6-0 **Weight:** 210
Born: 2/13/94 in Corpus Christi, TX **Resides:** Corpus Christi, TX
School: Texas Tech University
Obtained: Selected by the Braves in the ninth round (259th overall) in the 2016 First-Year Player Draft.
Signed By: Nate Dion

2018 Review: Played the full season at Double-A Mississippi and batted .244 over 125 games...Set career highs in hits (110), doubles (24) and RBI (48)...Ranked 10th among Atlanta farmhands in both RBI (48) and stolen bases (tied, 9)...Was named a Southern League Mid-Season All-Star...**2017:** Appeared in 103 games between High-A Florida and Double-A Mississippi, combining to bat .263/.342/.363 with 43 runs and 35 RBI...Ranked in the Top 10 among all Atlanta farmhands in doubles (T4th, 21) and on-base percentage (9th, .342)...Named a Florida State League Mid-Season All-Star after batting .319 (51-for-160) in 45 games to open the season...**2016:** Split his first professional season between rookie-level Danville and Single-A Rome, combining to bat .280 (46-for-164) with 23 runs, 12 extra-base hits and 15 RBI in 46 games between the two clubs.

Year	Club	AVG	G	AB	R	H	2B	3B	HR	RBI	SH	SF	HP	BB	SO	SB-CS	OBP	SLG	E
2016	Danville	.500	5	16	5	8	3	0	1	3	0	1	3	1	3	0-1	.571	.875	1
	Rome	.257	41	148	18	38	6	1	1	12	0	3	3	10	29	1-2	.311	.331	1
2017	Florida	.309	60	217	31	67	17	0	4	21	0	0	2	22	43	0-4	.378	.442	12
	Mississippi	.194	43	144	12	28	4	0	1	14	1	2	2	18	27	0-1	.289	.243	1
2018	Mississippi	.244	125	451	49	110	24	2	4	48	0	2	1	35	108	9-5	.297	.333	2
Minor Totals		.257	274	976	115	251	54	3	11	98	1	10	11	86	210	10-13	.321	.352	17

NOGUERA, GABRIEL LEFT-HANDED PITCHER

Bats: L **Throws:** L **Height:** 6-2 **Weight:** 175
Born: 5/31/96 in Guarenas, Venezuela **Resides:** Guarenas, Venezuela
Obtained: Signed by the Braves as a non-drafted free agent on May 31, 2016
Signed By: Rolando Petit

Year	Club	W-L	ERA	G	GS	CG	SHO	SV	IP	H	R	ER	HR	HB	BB	SO	WP	BK
2017	DSL Braves	1-2	0.87	9	6	0	0	0	31.0	19	8	3	1	3	14	31	3	1
	GCL Braves	1-0	2.66	5	3	0	0	0	20.1	14	7	6	1	2	11	17	4	1
2018		Restricted - Did Not Play																
Minor Totals		1-2	1.58	14	9	0	0	0	51.1	33	15	9	2	5	25	48	7	2

NUÑEZ, OSCAR RIGHT-HANDED PITCHER

Bats: R **Throws:** R **Height:** 6-0 **Weight:** 190
Born: 6/16/00 in Santiago de los Caballeros, DR **Resides:** Santiago de los Caballeros, DR
Obtained: Signed by the Braves as a non-drafted free agent on July 2, 2017
Signed By: Caonabo Cosme

Year	Club	W-L	ERA	G	GS	CG	SHO	SV	IP	H	R	ER	HR	HB	BB	SO	WP	BK
2017	DSL Braves	0-2	5.17	12	0	0	0	0	15.2	10	14	9	1	5	15	10	4	0
2018	DSL Braves	0-1	1.52	7	6	0	0	0	23.2	14	8	4	0	3	12	11	5	0
Minor Totals		0-3	2.97	19	6	0	0	0	39.1	24	22	13	1	8	27	21	9	0

OLAGUE, JOSÉ RIGHT-HANDED PITCHER

Bats: R **Throws:** R **Height:** 6-0 **Weight:** 210
Born: 12/13/98 in Monterrey, Mexico **Resides:** Monterrey, Mexico
Obtained: Signed by the Braves as a non-drafted free agent on July 3, 2017
Signed By: Manny Samaniego

Year	Club	W-L	ERA	G	GS	CG	SHO	SV	IP	H	R	ER	HR	HB	BB	SO	WP	BK
2017	DSL Braves	0-0	0.00	3	1	0	0	0	7.0	6	1	0	0	2	0	8	0	0
2018	DSL Braves	3-4	2.43	14	14	0	0	0	66.2	75	30	18	1	1	11	57	7	0
Minor Totals		3-4	2.20	17	15	0	0	0	73.2	81	31	18	1	3	11	65	7	0

ORDOÑEZ, SERGIO CATCHER

Bats: R **Throws:** R **Height:** 6-0 **Weight:** 175
Born: 4/21/99 in Estado Maturin, Venezuela **Resides:** Monagas, Venezuela
Obtained: Signed by the Braves as a non-drafted free agent on January 30, 2017
Signed By: Jonathan Cruz

Year	Club	AVG	G	AB	R	H	2B	3B	HR	RBI	SH	SF	HP	BB	SO	SB-CS	OBP	SLG	E
2017	DSL Braves	.200	20	35	4	7	0	0	0	4	1	0	3	4	9	0-0	.333	.200	3
2018	DSL Braves	.221	26	77	9	17	8	0	0	5	2	0	0	5	20	1-0	.268	.325	7
Minor Totals		.214	46	112	13	24	8	0	0	9	3	0	3	9	29	1-0	.290	.286	10

OVANDO, LUIS INFILDER

Bats: R **Throws:** R **Height:** 6-1 **Weight:** 160
Born: 10/29/98 in Azua, DR **Resides:** Azua, DR
Obtained: Signed by the Braves as a non-drafted free agent on February 19, 2016
Signed By: Jonathan Cruz

Year	Club	AVG	G	AB	R	H	2B	3B	HR	RBI	SH	SF	HP	BB	SO	SB-CS	OBP	SLG	E
2016	DSL Braves	.263	47	175	22	46	5	5	1	15	0	1	4	16	32	7-4	.337	.366	17
	GCL Braves	.306	11	36	7	11	1	0	0	4	2	0	0	1	8	1-0	.324	.333	1
2017	GCL Braves	.176	29	91	16	16	1	1	1	15	1	2	3	13	31	5-1	.294	.242	7
2018	GCL Braves	.220	23	59	5	13	0	0	1	7	0	1	0	3	19	3-1	.254	.271	2
Minor Totals		.238	110	361	50	86	7	6	3	41	3	4	7	33	90	16-6	.311	.316	27

OWENBY, HAGEN CATCHER

Bats: R **Throws:** R **Height:** 6-1 **Weight:** 220
Born: 7/21/95 in Knoxville, TN **Resides:** Powell, TN
School: East Tennessee State University
Obtained: Selected by the Braves in the 12th round of the 2017 First-Year Player Draft
Signed By: Dustin Evans

2018 Review: Batted .281 (45-for-160) in 46 games between rookie-level Danville and Single-A Rome...**2017:** Was named to the Johnny Bench Award watch list as the nation's top catcher at East Tennessee State.

Year	Club	AVG	G	AB	R	H	2B	3B	HR	RBI	SH	SF	HP	BB	SO	SB-CS	OBP	SLG	E
2017	Danville	.237	39	139	11	33	5	1	3	22	0	3	5	11	32	0-1	.310	.353	5
2018	Danville	.500	1	2	1	1	0	0	0	0	0	0	0	2	0	0-0	.750	.500	0
	Rome	.278	45	158	10	44	6	0	1	12	0	2	2	7	24	0-0	.314	.335	5
Minor Totals		.261	85	299	22	78	11	1	4	34	0	5	7	20	56	0-1	.317	.344	10

PAIVA, CARLOS *OUTFIELDER*

Bats: R **Throws:** R **Height:** 6-3 **Weight:** 185
Born: 3/20/02 in Barlovento, Venezuela **Resides:** Rio Chico, Venezuela
Obtained: Signed by the Braves as a non-drafted free agent on July 6, 2018
Signed By: Chris Roque

Year	Club	AVG	G	AB	R	H	2B	3B	HR	RBI	SH	SF	HP	BB	SO	SB-CS	OBP	SLG	E
2019 Will Be First Professional Season																			

PALMA, JOSÉ *OUTFIELDER*

Bats: L **Throws:** L **Height:** 6-0 **Weight:** 170
Born: 6/9/99 in Maturin, Venezuela **Resides:** Maturin, Venezuela
Obtained: Signed by the Braves as a non-drafted free agent on February 10, 2017
Signed By: Jonathan Cruz

Year	Club	AVG	G	AB	R	H	2B	3B	HR	RBI	SH	SF	HP	BB	SO	SB-CS	OBP	SLG	E
2017	DSL Braves	.246	40	65	9	16	1	1	0	4	2	0	0	9	12	5-2	.338	.292	3
2018	DSL Braves	.213	46	127	16	27	1	1	0	10	1	1	1	30	24	15-9	.365	.236	1
Minor Totals		.224	86	192	25	43	2	2	0	14	3	1	1	39	36	20-11	.356	.255	4

PARAGUATE, CARLOS *INFIELDER*

Bats: R **Throws:** R **Height:** 5-10 **Weight:** 170
Born: 2/2/01 in Maracay, Venezuela **Resides:** Maracay, Venezuela
Obtained: Signed by the Braves as a non-drafted free agent on July 7, 2017
Signed By: David Godoy

Year	Club	AVG	G	AB	R	H	2B	3B	HR	RBI	SH	SF	HP	BB	SO	SB-CS	OBP	SLG	E
2018	DSL Braves	.226	62	208	27	47	7	2	0	25	0	2	6	30	56	20-10	.337	.279	28

PEÑA, KELVIN *CATCHER*

Bats: R **Throws:** R **Height:** 5-11 **Weight:** 210
Born: 7/4/00 in Bonoa, DR **Resides:** Bonoa, DR
Obtained: Signed by the Braves as a non-drafted free agent on June 14, 2018
Signed By: Jonathan Cruz

Year	Club	AVG	G	AB	R	H	2B	3B	HR	RBI	SH	SF	HP	BB	SO	SB-CS	OBP	SLG	E
2018	DSL Braves	.196	16	56	3	11	2	0	0	5	0	0	1	0	22	0-1	.211	.232	7

PEÑA, MIGUEL *RIGHT-HANDED PITCHER*

Bats: L **Throws:** R **Height:** 6-1 **Weight:** 190
Born: 11/26/98 in Santiago de los Caballeros, DR **Resides:** Santiago de los Caballeros, DR
Obtained: Signed by the Braves as a non-drafted free agent on February 7, 2017
Signed By: Caonabo Cosme

Year	Club	W-L	ERA	G	GS	CG	SHO	SV	IP	H	R	ER	HR	HB	BB	SO	WP	BK
2017	DSL Braves	2-1	3.96	15	0	0	0	1	25.0	27	19	11	0	4	7	13	2	0
2018	GCL Braves	0-2	5.32	14	0	0	0	1	23.2	33	20	14	3	5	7	14	9	1
Minor Totals		2-3	4.62	29	0	0	0	2	48.2	60	39	25	3	9	14	27	11	1

PÉREZ, JORDANO *RIGHT-HANDED PITCHER*

Bats: R **Throws:** R **Height:** 6-0 **Weight:** 160
Born: 9/2/00 in Azua, DR **Resides:** Azua, DR
Obtained: Signed by the Braves as a non-drafted free agent on July 6, 2018
Signed By: Carlos Sequera

Year	Club	W-L	ERA	G	GS	CG	SHO	SV	IP	H	R	ER	HR	HB	BB	SO	WP	BK	
2019 Will Be First Professional Season																			

PFEIFER, PHILIP LEFT-HANDED PITCHER

Bats: L **Throws:** L **Height:** 6-0 **Weight:** 205
Born: 7/15/92 in Knoxville, TN **Resides:** Knoxville, TN

School: Vanderbilt University (TN)

Obtained: Acquired by the Braves along with RHP Caleb Dirks from the Los Angeles Dodgers in exchange for RHP Bud Norris, OF Dian Toscano, a player to be named later (RHP Alex Grosser) and cash considerations on June 30, 2016.

Signed By: Marty Lamb (Dodgers)

2018 Review: Split his second consecutive season between Triple-A Gwinnett and Double-A Mississippi, posting a 2-3 record and a 5.73 ERA (35 ER/55.0 IP) in 39 games between the two clubs...Made one start...**2017:** Played his first full season in the Atlanta organization between Mississippi and Gwinnett, combining to go 1-5 with a 3.49 ERA (23 ER/59.1 IP) and 77 strikeouts...Ranked in the Top 10 among Atlanta prospects (min. 60.0 IP) in strikeouts per 9.0 innings (3rd, 11.7) and saves (T9th, 4)...Pitched to a 7.36 ERA over his first 12 outings before posting a 1.76 ERA with 45 strikeouts and a .176 opponents' batting average over his final 29 appearances...**2016:** Split his second pro campaign between four teams and a pair of organizations, combining to go 4-1 with a 3.02 ERA (16 ER/47.2 IP) and 60 strikeouts between Great Lakes (A) and Rancho Cucamonga (A+) of the Dodgers system and Carolina (A+) and Mississippi (AA) of the Braves...Fanned 60 batters over 47.2 innings, striking out 11.3 hitters per 9.0 frames...**2015:** Appeared in one game after being drafted by Los Angeles (NL) in the third round of the 2015 First-Year Player Draft.

Year	Club	W-L	ERA	G	GS	CG	SHO	SV	IP	H	R	ER	HR	HB	BB	SO	WP	BK
2015	Ogden	0-0	0.00	1	1	0	0	0	1.2	1	0	0	0	0	3	2	1	0
2016	Great Lakes	1-0	0.00	3	0	0	0	0	6.0	2	1	0	0	0	1	9	0	0
	R. Cucamonga	2-1	3.33	14	0	0	0	0	24.1	21	9	9	1	4	17	33	4	0
	Carolina	0-0	2.57	6	0	0	0	2	7.0	3	2	2	0	0	4	10	2	0
	Mississippi	1-0	4.35	11	0	0	0	0	10.1	9	6	5	0	0	6	8	3	0
2017	Mississippi	1-3	3.45	30	0	0	0	3	44.1	37	18	17	2	1	33	68	5	0
	Gwinnett	0-2	3.60	11	1	0	0	1	15.0	10	6	6	0	1	9	9	2	0
2018	Gwinnett	2-3	6.86	29	1	0	0	0	40.2	39	38	31	1	8	29	37	9	0
	Mississippi	0-0	2.51	10	0	0	0	0	14.1	9	7	4	1	1	11	15	0	0
Minor Totals		7-9	4.07	115	3	0	0	6	163.2	131	87	74	5	15	113	191	26	0

POLANCO, JUAN RIGHT-HANDED PITCHER

Bats: R **Throws:** R **Height:** 6-7 **Weight:** 200
Born: 12/24/96 in Yamasa, DR **Resides:** Santo Domingo, DR

Obtained: Signed by the Braves as a non-drafted free agent on September 9, 2016

Signed By: Jonathan Cruz

Year	Club	W-L	ERA	G	GS	CG	SHO	SV	IP	H	R	ER	HR	HB	BB	SO	WP	BK
2017	DSL Braves	2-3	3.63	22	0	0	0	1	34.2	17	16	14	0	4	27	36	11	1
2018	GCL Braves	1-3	4.80	16	0	0	0	3	30.0	33	20	16	2	5	8	24	2	0
Minor Totals		3-6	4.18	38	0	0	0	4	64.2	50	36	30	2	9	35	60	13	1

QUINTERO, HENRY OUTFIELDER

Bats: R **Throws:** R **Height:** 6-1 **Weight:** 195
Born: 5/23/94 in Camaguey, Cuba **Resides:** Gurabo, DR

Obtained: Signed by the Braves as a non-drafted free agent on July 2, 2017

Signed By: Jonathan Cruz

Year	Club	AVG	G	AB	R	H	2B	3B	HR	RBI	SH	SF	HP	BB	SO	SB-CS	OBP	SLG	E
2017	DSL Braves	.333	9	30	6	10	5	1	0	9	0	1	2	3	7	0-0	.417	.567	0
2018	DSL Braves	.273	3	11	0	3	0	0	0	2	0	0	0	2	2	1-0	.385	.273	0
	Danville	.262	44	168	14	44	8	3	1	19	0	1	2	3	39	1-1	.282	.363	2
Minor Totals		.273	56	209	20	57	13	4	1	30	0	2	4	8	48	2-1	.309	.388	2

RAMOS, JEFREY OUTFIELDER

Bats: R **Throws:** R **Height:** 6-2 **Weight:** 220
Born: 2/10/99 in Bonao, DR **Resides:** Bonao, DR

Obtained: Signed by the Braves as a non-drafted free agent on July 2, 2016

Signed By: Jonathan Cruz

2018 Review: Played the full season with Single-A Rome and batted .245 (115-for-469) over 122 games... Ranked in the Top 10 among Atlanta farmhands in home runs (T4th, 16), RBI (4th, 69) and slugging percentage (9th, .424)... **2017:** Split his second professional season between the GCL Braves and rookie-level Danville, combining to bat .307/.349/.497 in 50 games between the two clubs...Named by the organization as the GCL

Braves Player of the Year after batting .325 (38-for-177) and leading the team in home runs (6) and RBI (30)... His .307 batting average ranked second among all Atlanta farmhands (min. 200 at-bats).

Year	Club	AVG	G	AB	R	H	2B	3B	HR	RBI	SH	SF	HP	BB	SO	SB-CS	OBP	SLG	E
2016	DSL Braves	.230	33	126	19	29	8	1	1	12	0	2	1	9	27	3-2	.283	.333	3
2017	GCL Braves	.325	30	117	22	38	7	1	6	30	0	3	3	8	27	1-0	.374	.556	0
	Danville	.278	20	72	7	20	6	0	1	8	0	2	1	3	15	0-0	.308	.403	3
2018	Rome	.245	122	469	57	115	24	6	16	69	0	3	4	27	89	2-0	.290	.424	7
Minor Totals		.258	205	784	105	202	45	8	24	119	0	10	9	47	158	6-2	.304	.427	13

RANGEL, ALAN RIGHT-HANDED PITCHER

Bats: R **Throws:** R **Height:** 6-2 **Weight:** 170
Born: 8/21/97 in Hermosillo, Mexico **Resides:** Hermosillo, Mexico
Obtained: Signed by the Braves as a non-drafted free agent on July 2, 2014
Signed By: Manuel Samaniego

2018 Review: Spent his second full season with Single-A Rome and went 5-7 with a 4.09 ERA (57 ER/125.1 IP) over 25 games (22 starts)...Ranked in the Top 10 among Atlanta farmhands in innings (8th, 125.1 IP), strikeouts (9th, 105) and strikeout-to-walk ratio (10th, 3.39)...Was named as Rome's Pitcher of the Month for August after going 2-1 with a 2.12 ERA (8 ER/34.0 IP) over six games.

Year	Club	W-L	ERA	G	GS	CG	SHO	SV	IP	H	R	ER	HR	HB	BB	SO	WP	BK
2015	GCL Braves	0-2	6.31	14	1	0	0	0	25.2	31	22	18	3	0	9	23	1	1
2016	GCL Braves	3-1	3.28	12	9	0	0	0	46.2	42	17	17	2	4	10	47	4	1
2017	Rome	2-6	4.71	15	13	0	0	0	70.2	82	38	37	5	3	14	48	8	0
2018	Rome	5-7	4.09	25	22	0	0	0	125.1	121	62	57	12	10	31	105	6	1
Minor Totals		10-16	4.33	66	45	0	0	0	268.1	276	139	129	22	17	64	223	19	3

REYES, CHARLES OUTFIELDER

Bats: R **Throws:** R **Height:** 6-1 **Weight:** 165
Born: 9/9/99 in Santo Domingo Centro, DR **Resides:** Pimentel, DR
Obtained: Signed by the Braves as a non-drafted free agent on September 22, 2016
Signed By: Jonathan Cruz

Year	Club	AVG	G	AB	R	H	2B	3B	HR	RBI	SH	SF	HP	BB	SO	SB-CS	OBP	SLG	E
2017	DSL Braves	.216	61	222	19	48	7	2	0	29	0	4	3	20	66	6-2	.285	.266	4
2018	GCL Braves	.252	34	115	10	29	4	1	1	11	2	1	1	3	29	0-1	.275	.330	2
Minor Totals		.228	95	337	29	77	11	3	1	40	2	5	4	23	95	6-3	.282	.288	6

REYES, JOEL OUTFIELDER

Bats: R **Throws:** R **Height:** 6-0 **Weight:** 200
Born: 10/3/99 in Santo Domingo Centro, DR **Resides:** Santo Domingo, DR
Obtained: Signed by the Braves as a non-drafted free agent on July 2, 2017
Signed By: Jonathan Cruz

Year	Club	AVG	G	AB	R	H	2B	3B	HR	RBI	SH	SF	HP	BB	SO	SB-CS	OBP	SLG	E
2017	DSL Braves	.169	21	65	8	11	5	0	0	3	0	0	2	5	16	0-2	.250	.246	3
2018	GCL Braves	.117	31	94	12	11	5	0	1	5	1	2	0	7	36	2-0	.175	.202	0
Minor Totals		.138	52	159	20	22	10	0	1	8	1	2	2	12	52	2-2	.206	.220	3

RILEY, TREY RIGHT-HANDED PITCHER

Bats: R **Throws:** R **Height:** 6-3 **Weight:** 200
Born: 4/21/98 in Maryville, IL **Resides:** Edwardsville, IL
School: John A. Logan College (IL)
Obtained: Selected by the Braves in the fifth round (142nd overall) of the 2018 First-Year Player Draft
Signed By: Kevin Barry

Year	Club	W-L	ERA	G	GS	CG	SHO	SV	IP	H	R	ER	HR	HB	BB	SO	WP	BK
2018	Danville	0-0	8.00	6	2	0	0	0	9.0	10	10	8	1	2	10	13	1	0

RODGERS, JORDAN INFILDER

Bats: R **Throws:** R **Height:** 6-1 **Weight:** 190
Born: 5/9/95 in Bartlett, TN **Resides:** Arlington, TN
School: University of Tennessee
Obtained: Selected by the Braves in the sixth round (170th overall) of the 2017 First-Year Player Draft
Signed By: Dustin Evans

2018 Review: Played the full season with High-A Florida and batted .219/.268/.329 in 84 games...**2017:** Batted .257/.306/.365 in 63 games with Single-A Rome after being selected by Atlanta in the sixth round of the draft...Named South Atlantic League Player of the Week for 7/24-30 after batting .462/.481/.692 in six games...Prior to being drafted, was named a First-Team All-SEC selection at Tennessee.

Year	Club	AVG	G	AB	R	H	2B	3B	HR	RBI	SH	SF	HP	BB	SO	SB-CS	OBP	SLG	E
2017	Rome	.257	63	230	21	59	17	1	2	27	1	1	6	11	49	3-4	.306	.365	7
2018	Florida	.219	84	292	27	64	15	4	3	22	1	1	10	10	66	5-0	.268	.329	15
Minor Totals		.236	147	522	48	123	32	5	5	49	2	2	16	21	115	8-4	.285	.345	22

RODRÍGUEZ, ESTARLIN RIGHT-HANDED PITCHER

Bats: R **Throws:** R **Height:** 6-0 **Weight:** 180
Born: 10/24/99 in Puerto Plata, DR **Resides:** Puerto Plata, DR
Obtained: Signed by the Braves as a non-drafted free agent on July 2, 2017
Signed By: Jonathan Cruz

Year	Club	W-L	ERA	G	GS	CG	SHO	SV	IP	H	R	ER	HR	HB	BB	SO	WP	BK
2017	DSL Braves	1-1	1.86	10	5	0	0	0	19.1	15	6	4	0	0	4	17	2	2
2018	DSL Braves	2-6	3.60	13	11	0	0	0	45.0	40	26	18	2	1	30	23	7	1
Minor Totals		3-7	3.08	23	16	0	0	0	64.1	55	32	22	2	1	34	40	9	3

RODRÍGUEZ, GABRIEL LEFT-HANDED PITCHER

Bats: L **Throws:** L **Height:** 6-1 **Weight:** 195
Born: 4/9/99 in Bayamon, Puerto Rico **Resides:** Toa Alta, Puerto Rico
School: Miami Dade CC South (FL)
Obtained: Selected by the Braves in the 31st round of the 2018 First-Year Player Draft
Signed By: Lou Sánchez

Year	Club	W-L	ERA	G	GS	CG	SHO	SV	IP	H	R	ER	HR	HB	BB	SO	WP	BK
2018	GCL Braves	0-0	1.64	11	0	0	0	0	11.0	3	4	2	0	2	22	22	6	0

RODRÍGUEZ, JORGE OUTFIELDER

Bats: L **Throws:** L **Height:** 6-0 **Weight:** 160
Born: 7/31/01 in Maturin, Venezuela **Resides:** Maturin, Venezuela
Obtained: Signed by the Braves as a non-drafted free agent on July 31, 2017
Signed By: Rolando Petit

Year	Club	AVG	G	AB	R	H	2B	3B	HR	RBI	SH	SF	HP	BB	SO	SB-CS	OBP	SLG	E
2018	DSL Braves	.125	29	64	10	8	0	0	0	4	0	0	1	16	17	1-2	.309	.125	0

RODRÍGUEZ, KELVIN LEFT-HANDED PITCHER

Bats: L **Throws:** L **Height:** 6-5 **Weight:** 225
Born: 12/31/93 in Santo Domingo Centro, DR **Resides:** Santo Domingo, DR
Obtained: Signed by the Braves as a non-drafted free agent on November 21, 2014
Signed By: Matias Laureano

2018 Review: Ranked second among Atlanta farmhands with 13 saves and ninth among relievers (min. 30 IP) with a 2.73 ERA...Named a South Atlantic League Mid-Season All-Star.

Year	Club	W-L	ERA	G	GS	CG	SHO	SV	IP	H	R	ER	HR	HB	BB	SO	WP	BK
2015	GCL Braves	2-1	2.63	15	0	0	0	0	24.0	26	14	7	1	1	9	18	2	1
2016	DSL Braves	3-2	2.60	17	6	0	0	2	52.0	55	19	15	1	2	6	33	2	3
2017	DSL Braves	0-0	5.79	3	0	0	0	0	4.2	7	5	3	1	0	1	1	1	0
	Danville	4-1	2.28	19	0	0	0	1	27.2	28	11	7	1	1	12	30	1	2
2018	Rome	3-5	2.73	38	0	0	0	13	59.1	53	28	18	2	7	27	66	4	0
Minor Totals		12-9	2.68	92	6	0	0	16	167.2	169	77	50	6	11	55	148	10	6

RODRÍGUEZ, RAINIERY RIGHT-HANDED PITCHER

Bats: S **Throws:** R **Height:** 6-2 **Weight:** 170
Born: 8/28/00 in La Romana, DR **Resides:** La Romana, DR
Obtained: Signed by the Braves as a non-drafted free agent on April 27, 2018
Signed By: Jonathan Cruz

Year	Club	W-L	ERA	G	GS	CG	SHO	SV	IP	H	R	ER	HR	HB	BB	SO	WP	BK
2018	DSL Braves	1-4	3.53	11	7	0	0	0	35.2	35	25	14	1	6	9	22	7	1

RODRÍGUEZ, RICARDO CATCHER

Bats: R **Throws:** R **Height:** 5-10 **Weight:** 175
Born: 12/20/97 in Porlamar, Venezuela **Resides:** Pampatar, Venezuela
Obtained: Acquired by the Braves along with RHP Casey Kelly from the San Diego Padres in exchange for C Christian Bethancourt on December 10, 2015

Year	Club	AVG	G	AB	R	H	2B	3B	HR	RBI	SH	SF	HP	BB	SO	SB-CS	OBP	SLG	E
2015	AZL Padres	.222	2	9	3	2	1	0	0	1	0	0	1	0	2	0-0	.300	.333	2
	DSL Padres	.270	28	100	15	27	5	0	2	14	0	1	3	8	11	1-0	.339	.380	6
2016	GCL Braves	.225	29	80	9	18	4	0	0	7	0	1	2	5	10	0-0	.284	.275	0
2017	GCL Braves	.238	29	105	8	25	6	1	1	12	0	3	1	3	11	0-0	.259	.343	1
2018	Danville	.228	36	136	20	31	6	1	2	16	0	3	7	10	25	0-1	.308	.331	2
Minor Totals		.240	124	430	55	103	22	2	5	50	0	8	14	26	59	1-1	.299	.335	11

ROJAS, LUIDEMID INFILDER

Bats: S **Throws:** R **Height:** 5-11 **Weight:** 170
Born: 5/4/99 in Maturin, Venezuela **Resides:** San Felix, Venezuela
Obtained: Signed by the Braves as a non-drafted free agent on July 2, 2016
Signed By: Rolando Petit

Year	Club	AVG	G	AB	R	H	2B	3B	HR	RBI	SH	SF	HP	BB	SO	SB-CS	OBP	SLG	E
2017	DSL Braves	.143	2	7	2	1	0	0	0	1	0	0	0	0	0	0-0	.143	.143	1
2018	GCL Braves	.216	25	74	12	16	1	0	0	4	1	0	0	9	27	1-1	.301	.230	7
Minor Totals		.210	27	81	14	17	1	0	0	5	1	0	0	9	27	1-1	.289	.222	8

RONEY, BRADLEY RIGHT-HANDED PITCHER

Bats: R **Throws:** R **Height:** 6-1 **Weight:** 205
Born: 9/1/92 in Montgomery, AL **Resides:** Wetumpka, AL
School: University of Southern Mississippi
Obtained: Selected by the Braves in the eighth round (253rd overall) of the 2014 First-Year Player Draft
Signed By: Don Thomas

2018 Review: Placed on Double-A Mississippi's disabled list on 4/5 (right shoulder impingement syndrome) and missed the entire season...**2017:** Appeared in 18 games between High-A Florida and Mississippi... Limited by two stints on the 7-day disabled list, first from 5/22-6/7 (right biceps inflammation) before another trip from 7/11 through the end of the season (right shoulder impingement syndrome)...**2016:** Split his third professional campaign between Mississippi and Triple-A Gwinnett, combining to go 4-0 with a 3.33 ERA (25 ER/67.2 IP), six saves and 88 strikeouts...Ended the year in the Top 10 among Atlanta farmhands (min. 30.0 IP) in strikeouts per 9.0 innings (5th, 11.7), saves (7th, 6) and hits per 9.0 innings (T9th, 6.8)...**2015:** Pitched at three levels over the course of his first full season, combining to go 3-1 with a 2.98 ERA (16 ER/48.1 IP) and 11 saves in 33 appearances between Rome (A), Danville (R) and Carolina (A+).

Year	Club	W-L	ERA	G	GS	CG	SHO	SV	IP	H	R	ER	HR	HB	BB	SO	WP	BK
2014	Danville	2-3	4.03	18	0	0	0	1	22.1	14	13	10	1	0	20	34	1	0
2015	Rome	1-0	4.07	16	0	0	0	4	24.1	7	11	11	0	4	23	35	1	1
	Danville	0-0	0.00	2	0	0	0	1	3.1	0	0	0	0	0	1	7	1	0
	Carolina	2-1	2.18	15	0	0	0	6	20.2	10	7	5	0	2	11	28	4	0
2016	Mississippi	1-0	2.82	17	0	0	0	2	22.1	17	8	7	1	4	16	33	4	0
	Gwinnett	3-0	3.57	27	0	0	0	4	45.1	34	18	18	3	2	39	55	3	0
2017	Florida	0-2	27.00	3	0	0	0	0	2.0	5	8	6	0	1	4	3	2	0
	Mississippi	4-1	3.75	15	0	0	0	2	24.0	17	12	10	4	0	17	36	4	0
2018									Injured - Did Not Play									
Minor Totals		13-7	3.67	113	0	0	0	20	164.1	104	77	67	9	13	131	231	20	1

ROWLAND, MATT RIGHT-HANDED PITCHER

Bats: R **Throws:** R **Height:** 6-5 **Weight:** 175
Born: 2/7/98 in St. Petersburg, FL **Resides:** Marietta, GA
School: Pope (GA) HS
Obtained: Selected by the Braves in the 11th round of the 2016 First-Year Player Draft
Signed By: Dustin Evans

Year	Club	W-L	ERA	G	GS	CG	SHO	SV	IP	H	R	ER	HR	HB	BB	SO	WP	BK
2016									Injured - Did Not Play									
2017									Injured - Did Not Play									
2018	Danville	1-4	3.83	13	13	0	0	0	54.0	47	30	23	5	10	26	41	7	0
Minor Totals		1-4	3.83	13	13	0	0	0	54.0	47	30	23	5	10	26	41	7	0

SALAZAR, ALEJANDRO INFELDER

Bats: R **Throws:** R **Height:** 6-0 **Weight:** 170
Born: 10/5/96 in Cabimas, Venezuela **Resides:** Maracaibo, Venezuela
Obtained: Signed by the Braves as a non-drafted free agent on July 2, 2013
Signed By: Rolando Petit

2018 Review: Appeared in a career-most 113 games and batted .285/.315/.337 in 403 at-bats between High-A Florida, Triple-A Gwinnett and Double-A Mississippi...Was named Florida's Player of the Month for May after batting .320 (24-for-75) in 20 games...Named Mississippi's Player of the Month for July (.322, 29-for-90)...**2017:** Played the full season with Florida and batted .247 (95-for-385)...**2016:** Split his third professional campaign between Single-A Rome and the GCL Braves, combining to bat .278 (88-for-317) in 89 games between the two clubs...Made a pair of trips to the disabled list, first from 7/17-30 (left hamstring strain), before a second trip from 7/31-8/27 (left hamstring strain)...**2015:** Played his first season with the GCL Braves and paced the club in runs (36), hits (55), triples (tied, 2) and RBI (28)...**2014:** Named the DSL Braves Player of the Year.

Year	Club	AVG	G	AB	R	H	2B	3B	HR	RBI	SF	HP	BB	SO	SB-CS	OBP	SLG	E	
2014	DSL Braves	.303	66	241	35	73	3	4	1	28	3	3	2	19	41	6-3	.355	.361	19
2015	GCL Braves	.284	51	194	36	55	5	2	2	25	3	1	1	20	32	8-3	.352	.361	15
2016	Rome	.279	87	312	32	87	8	1	0	29	8	3	1	12	62	6-7	.305	.311	14
	GCL Braves	.200	2	5	2	1	0	0	0	0	0	0	2	1	0-0	.429	.200	0	0
2017	Florida	.247	108	385	30	95	16	2	1	29	8	1	1	9	75	5-6	.265	.306	17
2018	Florida	.271	57	210	12	57	5	1	1	17	3	1	0	10	48	2-4	.303	.319	7
	Gwinnett	.286	2	7	2	2	1	0	0	0	0	0	0	0	0-0	.286	.429	0	0
	Mississippi	.301	54	186	26	56	8	1	0	18	8	2	0	9	33	4-3	.330	.355	4
Minor Totals		.277	427	1540	175	426	46	11	5	146	33	11	5	81	292	31-26	.313	.331	76

SALINAS, ROYBER RIGHT-HANDED PITCHER

Bats: R **Throws:** R **Height:** 6-3 **Weight:** 205
Born: 4/10/01 in Guarenas, Venezuela **Resides:** Guarenas, Venezuela
Obtained: Signed by the Braves as a non-drafted free agent on October 9, 2018
Signed By: Carlos Sequera

Year	Club	W-L	ERA	G	GS	CG	SHO	SV	IP	H	R	ER	HR	HB	BB	SO	WP	BK
2019 Will Be First Professional Season																		

SÁNCHEZ, FLYER LEFT-HANDED PITCHER

Bats: L **Throws:** L **Height:** 6-1 **Weight:** 175
Born: 2/8/97 in San Felipe, Venezuela **Resides:** San Felipe, Venezuela
Obtained: Signed by the Braves as a non-drafted free agent on July 2, 2014
Signed By: Rolando Petit

2018 Review: Went 4-4 with a 4.94 ERA (32 ER/58.1 IP) in 14 games (seven starts) between the GCL Braves and High-A Florida...**2017:** Split the year between the DSL Braves and the GCL Braves, combining to go 2-3 with a 2.70 ERA (12 ER/40.0 IP) and 28 strikeouts...**2016:** Named DSL Braves Pitcher of the Year after going 3-1 with a 2.01 ERA (10 ER/44.2 IP) and five saves in 19 games with the club.

Year	Club	W-L	ERA	G	GS	CG	SHO	SV	IP	H	R	ER	HR	HB	BB	SO	WP	BK
2015	DSL Braves	3-0	2.59	23	4	0	0	1	41.2	36	17	12	0	2	10	26	0	0
2016	DSL Braves	3-1	2.01	19	0	0	0	5	44.2	38	15	10	0	2	10	30	2	0
2017	DSL Braves	1-3	2.97	15	2	0	0	1	33.1	35	19	11	0	2	12	26	3	0
	GCL Braves	1-0	1.35	2	0	0	0	0	6.2	5	1	1	0	0	1	2	0	0
2018	GCL Braves	4-3	5.22	10	4	0	0	1	39.2	39	23	23	7	1	15	28	3	0
	Florida	0-1	4.34	4	3	0	0	0	18.2	20	9	9	1	2	6	10	0	0
Minor Totals		12-8	3.22	73	13	0	0	8	184.2	173	84	66	8	9	54	122	8	0

SANTIAGO, ANDRES RIGHT-HANDED PITCHER

Bats: R **Throws:** R **Height:** 6-2 **Weight:** 200
Born: 10/26/89 in Bayamon, Puerto Rico **Resides:** Toa Baja, Puerto Rico
Obtained: Signed by the Braves as minor-league free agent on March 14, 2017
Signed By: Manny Estrada (Dodgers)

2018 Review: Combined to go 6-6 over 26 games (15 starts) between Triple-A Gwinnett and Double-A Mississippi...**2017:** Signed by the Braves as a minor-league free agent on 3/14 and split his season between four levels of the Atlanta system, combining to go 4-8 with a 5.38 ERA (45 ER/75.1 IP) and 72 strikeouts between Florida (A+), Rome (A), Gwinnett (AAA) and Mississippi (AA)...Spent the majority of his season with Florida, and fanned 51 batters over 41.1 innings...**2016:** Appeared in 28 games between Sussex County

and New Jersey of the independent Canadian-American Association...**2015:** Signed by the Cubs as a minor-league free agent on 1/16 and made 26 appearances (7 starts) between Tennessee (AA) and Iowa (AAA)... Went 4-5 with a 3.89 ERA (34 ER/78.2 IP) and one save...**2014:** Played his second consecutive season with Double-A Chattanooga in the Dodgers organization...**2013:** Spent the full season with Chattanooga and set career highs in games (30), starts (25) and innings (134.0) while going 5-12 with a 4.97 ERA (74 ER/134.0 IP)...**2012:** Split the season between High-A Rancho Cucamonga and Chattanooga, going 6-5 with a 3.69 ERA (46 ER/112.1 IP) and 122 strikeouts...**2011:** Won a career-high eight games with Rancho Cucamonga (A+), going 8-5 with a 5.03 ERA (68 ER/121.2 IP) over 28 games (20 starts).

Year	Club	W-L	ERA	G	GS	CG	SHO	SV	IP	H	R	ER	HR	HB	BB	SO	WP	BK
2007	GCL Dodgers	1-0	4.50	8	0	0	0	0	12.0	12	6	6	0	3	9	6	1	1
2008	GCL Dodgers	1-0	4.00	4	4	0	0	0	18.0	22	10	8	1	2	8	8	1	0
2009	AZL Dodgers	3-4	7.17	14	3	0	0	2	42.2	54	45	34	2	5	14	38	8	0
2010	AZL Dodgers	2-0	2.18	6	3	0	0	0	20.2	20	7	5	1	1	3	17	2	0
2011	R. Cucamonga	8-5	5.03	28	20	0	0	0	121.2	150	76	68	10	8	48	113	6	4
2012	R. Cucamonga	5-3	3.96	16	14	0	0	0	86.1	69	41	38	6	7	27	96	5	0
	Chattanooga	1-2	2.77	6	4	0	0	0	26.0	21	11	8	1	3	13	26	0	0
2013	Chattanooga	5-12	4.97	30	25	1	1	0	134.0	116	78	74	9	13	74	109	7	0
2014	Chattanooga	6-8	4.47	26	24	1	1	0	129.0	131	77	64	16	9	53	98	6	0
2015	Tennessee	4-5	4.17	24	7	0	0	1	73.1	72	36	34	2	1	31	51	6	0
	Iowa	0-0	0.00	2	0	0	0	0	5.1	5	0	0	0	0	5	4	0	0
2016	Sussex County (IND)	2-6	4.50	22	8	0	0	6	60.0	77	42	30	3	1	19	55	6	0
	New Jersey (IND)	1-0	2.57	6	0	0	0	2	7.0	7	4	2	1	0	1	7	1	0
2017	Florida	2-6	7.19	15	4	0	0	0	41.1	52	38	33	4	5	15	51	6	0
	Rome	0-0	0.00	2	0	0	0	0	6.1	4	2	0	0	0	1	5	0	0
	Gwinnett	2-0	0.00	4	0	0	0	0	10.0	7	0	0	0	0	1	7	0	0
	Mississippi	0-2	6.11	5	3	0	0	0	17.2	29	14	12	1	1	10	9	3	0
2018	Gwinnett	2-4	5.60	17	7	0	0	0	54.2	53	39	34	7	2	32	38	4	0
	Mississippi	4-2	3.55	9	8	1	0	0	50.2	54	21	20	6	6	6	40	6	0
Minor Totals		46-53	4.64	216	126	3	2	3	849.2	871	501	438	66	66	350	716	61	5

*Minor League statistical totals do not include Independent League statistics

SANTOS, LISANDRO LEFT-HANDED PITCHER

Bats: L **Throws:** L **Height:** 6-1 **Weight:** 170
Born: 7/24/98 in Santiago de los Caballeros, DR **Resides:** Santiago de los Caballeros, DR
Obtained: Signed by the Braves as a non-drafted free agent on July 2, 2016
Signed By: Jonathan Cruz

Year	Club	W-L	ERA	G	GS	CG	SHO	SV	IP	H	R	ER	HR	HB	BB	SO	WP	BK
2016	DSL Braves	0-1	0.00	4	0	0	0	0	6.2	5	4	0	0	1	2	4	3	0
2017	DSL Braves	2-0	3.00	20	0	0	0	1	30.0	29	18	10	0	5	18	35	4	1
2018	DSL Braves	1-1	2.77	4	1	0	0	0	13.0	9	7	4	0	1	9	12	3	1
	GCL Braves	0-3	4.71	11	7	0	0	0	36.1	38	24	19	0	3	23	37	6	0
Minor Totals		3-5	3.45	39	8	0	0	1	86.0	81	53	33	0	10	52	88	16	2

SCHWARTZ, GARRISON OUTFIELDER

Bats: L **Throws:** L **Height:** 6-1 **Weight:** 210
Born: 1/22/96 in Chandler, AZ **Resides:** Phoenix, AZ
School: Grand Canyon University (AZ)
Obtained: Selected by the Braves in the 16th round of the 2017 First-Year Player Draft
Signed By: Ricky Wilson

2018 Review: Batted .232 (91-for-393) over 117 games between Single-A Rome and Florida...Drew 45 walks, tied for fifth among Atlanta farmhands...**2017:** Split his first professional campaign between rookie-level Danville and High-A Florida, batting .267/.383/.495 with 25 runs, 14 extra-base hits and 15 RBI over 34 games...Prior to being drafted, was named WAC Player of the Year after batting .303 with a .503 slugging percentage in his junior season at Grand Canyon University.

Year	Club	AVG	G	AB	R	H	2B	3B	HR	RBI	SH	SF	HP	BB	SO	SB-CS	OBP	SLG	E
2017	Danville	.281	31	96	24	27	9	0	5	15	2	2	1	19	24	1-2	.398	.531	2
	Florida	.111	3	9	1	1	0	0	0	0	0	0	0	1	5	1-0	.200	.111	0
2018	Rome	.203	20	64	8	13	3	0	0	4	0	0	2	9	22	1-1	.320	.250	0
	Florida	.237	97	329	28	78	19	2	4	31	0	3	6	36	90	7-4	.321	.343	2
Minor Totals		.239	151	498	61	119	31	2	9	50	2	5	9	65	141	10-7	.334	.363	4

SEIPEL, ZACH RIGHT-HANDED PITCHER

Bats: R **Throws:** R **Height:** 6-3 **Weight:** 205
Born: 10/17/96 in St. Paul, MN **Resides:** Eagan, MN
School: University of Minnesota - Crookston
Obtained: Selected by the Braves in the 27th round of the 2018 First-Year Player Draft
Signed By: Kevin Barry

Year	Club	W-L	ERA	G	GS	CG	SHO	SV	IP	H	R	ER	HR	HB	BB	SO	WP	BK
2018	Danville	3-0	2.63	15	0	0	0	3	24.0	19	8	7	0	1	15	30	8	0

SHETTER, RYAN RIGHT-HANDED PITCHER

Bats: R **Throws:** R **Height:** 6-3 **Weight:** 205
Born: 3/5/97 in Deerpark, TX **Resides:** Friendswood, TX
School: Texas Tech University
Obtained: Selected by the Braves in the ninth round (262nd overall) of the 2018 First-Year Player Draft
Signed By: Nate Dion

Year	Club	W-L	ERA	G	GS	CG	SHO	SV	IP	H	R	ER	HR	HB	BB	SO	WP	BK
2018	Danville	2-3	3.90	11	3	0	0	0	27.2	33	19	12	4	0	3	21	3	0

SHUMPERT, NICK INFILDER

Bats: R **Throws:** R **Height:** 5-11 **Weight:** 190
Born: 11/11/96 in Denver, CO **Resides:** Lone Tree, CO
School: San Jacinto College North (TX)
Obtained: Selected by the Braves in the 28th round of the 2016 First-Year Player Draft
Signed By: Tom Battista

Year	Club	AVG	G	AB	R	H	2B	3B	HR	RBI	SH	SF	HP	BB	SO	SB-CS	OBP	SLG	E
2016	GCL Braves	.189	26	74	12	14	5	0	1	7	0	1	1	4	25	3-1	.238	.297	6
2017	Danville	.216	43	134	14	29	4	2	0	14	1	1	2	6	52	5-2	.259	.276	10
2018	Danville	.248	48	157	28	39	12	3	2	18	0	2	3	10	51	7-3	.302	.401	10
	Gwinnett	.167	2	6	0	1	0	0	0	0	0	0	0	1	0-0	.167	.167	0	
Minor Totals		.224	119	371	54	83	21	5	3	39	1	4	6	20	129	15-6	.272	.332	26

SIERRA, HECTOR INFILDER

Bats: L **Throws:** R **Height:** 5-10 **Weight:** 160
Born: 12/18/00 in Valencia, Venezuela **Resides:** Valencia, Venezuela
Obtained: Signed by the Braves as a non-drafted free agent on July 2, 2017
Signed By: Jonathan Cruz

Year	Club	AVG	G	AB	R	H	2B	3B	HR	RBI	SH	SF	HP	BB	SO	SB-CS	OBP	SLG	E
2018	DSL Braves	.167	32	72	9	12	1	0	0	6	0	0	1	12	21	4-2	.294	.181	19

SIERRA, OSIRIS LEFT-HANDED PITCHER

Bats: L **Throws:** L **Height:** 6-2 **Weight:** 145
Born: 2/9/00 in San Cristobal, DR **Resides:** San Cristobal, DR
Obtained: Signed by the Braves as a non-drafted free agent on July 6, 2018
Signed By: Jonathan Cruz

Year	Club	W-L	ERA	G	GS	CG	SHO	SV	IP	H	R	ER	HR	HB	BB	SO	WP	BK
2019 Will Be First Professional Season																		

SIMMONS, CONNOR LEFT-HANDED PITCHER

Bats: L **Throws:** L **Height:** 6-2 **Weight:** 165
Born: 11/7/95 in Waycross, GA **Resides:** Baxley, GA
School: Georgia Southern University
Obtained: Selected by the Braves in the 13th round of the 2017 First-Year Player Draft
Signed By: Dustin Evans

2018 Review: Went 2-2 with a 4.40 ERA (15 ER/30.2 IP) and two saves over 18 games between rookie-level Danville and High-A Florida...Fanned 37 batters (10.9 SO/9.0 IP)...**2017:** Selected by the Braves in the 13th round of the First-Year Player Draft and assigned to Danville, where he pitched to a 2.95 ERA (6 ER/18.1 IP) over 13 games.

MINOR LEAGUE PLAYERS

Year	Club	W-L	ERA	G	GS	CG	SHO	SV	IP	H	R	ER	HR	HB	BB	SO	WP	BK
2017	Danville	1-0	2.95	13	0	0	0	1	18.1	14	7	6	0	2	6	18	3	0
2018	Danville	2-2	4.08	17	1	0	0	2	28.2	25	14	13	2	1	14	36	2	0
	Florida	0-0	9.00	1	0	0	0	0	2.0	4	2	2	0	0	0	1	1	0
Minor Totals		3-2	3.86	31	1	0	0	3	49.0	43	23	21	2	3	20	55	6	0

SMITH, JUSTIN *OUTFIELDER*

Bats: R **Throws:** R **Height:** 6-2 **Weight:** 240
Born: 2/29/96 in St. John's, FL **Resides:** St. John's, FL
School: St. Johns River State College (FL)
Obtained: Selected by the Braves in the 20th round of the 2017 First-Year Player Draft
Signed By: Hugh Buchanan

2018 Review: Batted .213/.291/.391 in 68 games between Single-A Rome and rookie-level Danville...**2017:** Appeared in 33 games with Danville and batted .250/.320/.375 after the Braves selected him in the 20th round of the draft...Prior to being drafted, batted .355 with 15 home runs and 42 RBI during his only season at St. Johns River State College.

Year	Club	AVG	G	AB	R	H	2B	3B	HR	RBI	SH	SF	HP	BB	SO	SB-CS	OBP	SLG	E
2017	Danville	.250	33	112	9	28	5	0	3	11	0	1	1	11	47	5-2	.320	.375	0
2018	Rome	.179	33	117	9	21	6	0	3	13	0	0	4	5	42	0-0	.238	.308	2
	Danville	.246	35	118	16	29	4	1	7	14	0	0	3	14	44	5-0	.341	.475	2
Minor Totals		.225	101	347	34	78	15	1	13	38	0	1	8	30	133	10-2	.301	.386	4

SODERMAN, RAY *CATCHER*

Bats: R **Throws:** R **Height:** 6-1 **Weight:** 200
Born: 5/23/97 in Danville, CA **Resides:** Danville, CA
School: University of Oregon
Obtained: Selected by the Braves in the 22nd round of the 2018 First-Year Player Draft
Signed By: Brett Evert

Year	Club	AVG	G	AB	R	H	2B	3B	HR	RBI	SH	SF	HP	BB	SO	SB-CS	OBP	SLG	E
2018	Danville	.183	26	82	11	15	1	0	0	3	0	0	5	7	31	1-0	.287	.195	0

SOLANO, KEVIN *RIGHT-HANDED PITCHER*

Bats: R **Throws:** R **Height:** 6-2 **Weight:** 190
Born: 4/8/02 in Aguadulce, Panama **Resides:** Aguadulce, Panama
Obtained: Signed by the Braves as a non-drafted free agent on October 19, 2018
Signed By: Christopher Roque

Year	Club	W-L	ERA	G	GS	CG	SHO	SV	IP	H	R	ER	HR	HB	BB	SO	WP	BK	
2019 Will Be First Professional Season																			

SORIA, ZACK *CATCHER*

Bats: R **Throws:** R **Height:** 5-10 **Weight:** 190
Born: 10/29/93 in Palos Heights, IL **Resides:** Homer Glen, IL
School: Florida International University
Obtained: Selected by the Braves in the 18th round of the 2017 First-Year Player Draft
Signed By: Lou Sánchez

Year	Club	AVG	G	AB	R	H	2B	3B	HR	RBI	SH	SF	HP	BB	SO	SB-CS	OBP	SLG	E
2017	GCL Braves	.256	29	78	7	20	7	0	0	11	1	0	5	12	14	0-0	.389	.346	1
2018	Danville	.188	27	85	8	16	2	0	1	11	0	2	2	10	34	1-0	.283	.247	1
Minor Totals		.221	56	163	15	36	9	0	1	22	1	2	7	22	48	1-0	.335	.294	2

STALLINGS, MITCH *LEFT-HANDED PITCHER*

Bats: L **Throws:** L **Height:** 6-2 **Weight:** 160
Born: 6/30/95 in Atlanta, GA **Resides:** Atlanta, GA
School: Duke University (NC)
Obtained: Selected by the Braves in the 30th round of the 2018 First-Year Player Draft
Signed By: Billy Best

Year	Club	W-L	ERA	G	GS	CG	SHO	SV	IP	H	R	ER	HR	HB	BB	SO	WP	BK
2018	GCL Braves	0-0	4.50	5	2	0	0	1	12.0	10	7	6	0	0	2	15	2	1
	Danville	1-0	3.94	7	0	0	0	1	16.0	23	10	7	0	1	3	18	2	0
Minor Totals		1-0	4.18	12	2	0	0	2	28.0	33	17	13	0	1	5	33	4	1

STEVENS, ELIEZEL INFIELDER

Bats: L **Throws:** R **Height:** 6-0 **Weight:** 185
Born: 10/8/00 in San Pedro De Macoris, DR **Resides:** San Pedro De Macoris, DR
Obtained: Signed by the Braves as a non-drafted free agent on July 2, 2017
Signed By: Jonathan Cruz

Year	Club	AVG	G	AB	R	H	2B	3B	HR	RBI	SH	SF	HP	BB	SO	SB-CS	OBP	SLG	E
2018	DSL Braves	.214	52	173	27	37	11	2	2	20	0	3	3	34	65	11-5	.347	.335	13

SUCRE, ANTONIO OUTFIELDER

Bats: R **Throws:** R **Height:** 5-11 **Weight:** 185
Born: 11/8/99 in Maturin, Venezuela **Resides:** Maturin, Venezuela
Obtained: Signed by the Braves as a non-drafted free agent on July 31, 2018
Signed By: Rolando Petit

2018-17: Originally signed by Atlanta on 7/2/16 and played the 2017 season before his contract was voided... Re-signed with Atlanta on 7/31/18.

Year	Club	AVG	G	AB	R	H	2B	3B	HR	RBI	SH	SF	HP	BB	SO	SB-CS	OBP	SLG	E
2017	DSL Braves	.237	57	198	28	47	7	0	4	24	0	3	10	20	58	4-4	.333	.333	1
2018										Did Not Play									
Minor Totals		.237	57	198	28	47	7	0	4	24	0	3	10	20	58	4-4	.333	.333	1

TARNOK, FREDDY RIGHT-HANDED PITCHER

Bats: R **Throws:** R **Height:** 6-4 **Weight:** 210
Born: 11/24/98 in Brandon, FL **Resides:** Brandon, FL
School: Riverview (FL) HS
Obtained: Selected by the Braves in the third round (80th overall) of the 2017 First-Year Player Draft
Signed By: Justin Clark

2018 Review: Played his first full season with Single-A Rome and went 5-5 with a 3.96 ERA (34 ER/77.1 IP) in 27 games (11 starts)...Named a South Atlantic League Mid-Season All-Star after going 3-0 with a 1.42 ERA (5 ER/31.2 IP) in 15 games...**2017:** Went 0-3 with a 2.57 ERA (4 ER/14.0 IP) over eight starts with the GCL Braves...Allowed opponents to bat just .208...Prior to being drafted, went 12-1 with an 0.81 high-school ERA (9 ER/78.0 IP) across 22 games with Riverview (FL) High School.

Year	Club	W-L	ERA	G	GS	CG	SHO	SV	IP	H	R	ER	HR	HB	BB	SO	WP	BK
2017	GCL Braves	0-3	2.57	8	8	0	0	0	14.0	11	6	4	0	1	3	10	1	0
2018	Rome	5-5	3.96	27	11	0	0	0	77.1	70	56	34	5	7	41	83	8	0
Minor Totals		5-8	3.74	35	19	0	0	0	91.1	81	62	38	5	8	44	93	9	0

THEN, ALEXANDER INFIELDER

Bats: S **Throws:** R **Height:** 5-11 **Weight:** 155
Born: 12/11/01 in Santiago de los Caballeros, DR **Resides:** San Ignacio de Sabaneta, DR
Obtained: Signed by the Braves as a non-drafted free agent on July 6, 2018
Signed By: Carlos Sequera

Year	Club	AVG	G	AB	R	H	2B	3B	HR	RBI	SH	SF	HP	BB	SO	SB-CS	OBP	SLG	E
2019 Will Be First Professional Season																			

UNROE, RILEY INFIELDER

Bats: S **Throws:** R **Height:** 5-11 **Weight:** 180
Born: 8/3/95 in New Orleans, LA **Resides:** Mesa, AZ
School: Desert Ridge (AZ) High School
Obtained: Selected by the Braves from the Los Angeles Angels in the minor-league phase of the 2018 Rule 5 Draft on December 13, 2018
Signed By: Jayson Durocher (Rays)

2018 Review: Played his first season with the Angels after Los Angeles selected him from Tampa Bay in the 2017 Rule 5 Draft...Split the season between Double-A Mobile and Triple-A Salt Lake, combining to hit .228 (83-for-364) in 112 games...**2017:** Appeared in 95 games between Double-A Montgomery and High-A Charlotte in the Rays system...**2016:** Was named a Florida State League Mid-Season All-Star while with High-A Charlotte...**2015:** Appeared in 116 games with Single-A Bowling Green, and was named an Organizational All-Star by MiLB.com...**2014:** Played his first full professional season with rookie-level Princeton...**2013:** Appeared in 46 games with the GCL Rays after Tampa Bay selected him in the second round (60th overall) of the First-Year Player Draft.

MINOR LEAGUE PLAYERS

Year	Club	AVG	G	AB	R	H	2B	3B	HR	RBI	SH	SF	HP	BB	SO	SB-CS	OBP	SLG	E
2013	GCL Rays	.246	46	167	34	41	7	3	1	15	0	0	2	33	43	7-2	.376	.341	8
2014	Princeton	.226	61	243	32	55	11	2	3	19	0	1	3	29	47	7-5	.315	.325	10
2015	Bowling Green	.255	116	439	45	112	13	2	4	35	5	4	2	51	99	13-9	.333	.321	11
2016	Charlotte	.220	105	369	42	81	12	3	4	31	8	5	4	47	91	18-10	.311	.301	11
2017	Montgomery	.224	75	245	33	55	10	3	2	30	7	3	2	41	69	6-5	.337	.314	8
	Charlotte	.141	20	71	8	10	3	1	1	2	2	0	1	7	25	3-0	.228	.254	3
2018	Mobile	.226	106	345	45	78	9	2	4	42	1	2	2	52	96	10-9	.329	.299	20
	Salt Lake	.263	6	19	1	5	2	0	0	1	0	0	1	5	1-0	.300	.368	0	
Minor Totals		.230	535	1898	240	437	67	16	19	175	23	15	16	261	475	65-40	.326	.312	71

VALDEZ, NONATO RIGHT-HANDED PITCHER

Bats: R **Throws:** R **Height:** 6-4 **Weight:** 210
Born: 3/8/97 in Santo Domingo, DR **Resides:** San Cristobal, DR
Obtained: Signed by the Braves as a non-drafted free agent on September 27, 2017
Signed By: Jonathan Cruz

Year	Club	W-L	ERA	G	GS	CG	SHO	SV	IP	H	R	ER	HR	HB	BB	SO	WP	BK
2018	DSL Braves	0-2	10.88	17	0	0	0	0	22.1	22	27	27	1	7	32	21	12	1

VALENZUELA, LUIS INFILDER

Bats: L **Throws:** R **Height:** 5-10 **Weight:** 155
Born: 8/25/93 in Laguna Salada, DR **Resides:** Laguna Salada, DR
Obtained: Acquired by the Braves from the Kansas City Royals in exchange for OF Jonny Gomes and cash considerations on August 31, 2015

2018 Review: Played the full season with Double-A Mississippi and batted .282 (104-for-369) over 114 games...Was named a Southern League Mid-Season All-Star...**2017:** Appeared in 78 games between three stops in the Braves system, batting .278/.321/.404 between Mississippi (AA), the GCL Braves and Gwinnett (AAA)...Named a Southern League All-Star...**2016:** Opened the season on High-A Carolina's disabled list (right hand fracture) and missed 84 games before joining the Mudcats on 7/7 following a two rehabilitation games with the GCL Braves...**2015:** Acquired by the Braves in a mid-season trade with Kansas City, and batted .429 (9-for-21) in six games with Single-A Rome after the deal.

Year	Club	AVG	G	AB	R	H	2B	3B	HR	RBI	SH	SF	HP	BB	SO	SB-CS	OBP	SLG	E
2012	DSL Red Sox	.133	9	30	4	4	0	2	0	3	0	0	0	4	5	0-0	.235	.267	4
2013	AZL Royals	.130	5	23	3	3	0	0	0	2	0	0	2	1	2-0	.200	.130	0	
2014	Idaho Falls	.259	57	216	39	56	8	5	2	29	2	1	14	45	5-0	.306	.370	11	
2015	Idaho Falls	.486	8	35	9	17	1	0	1	8	1	1	0	0	3	1-1	.472	.600	3
	Lexington	.333	48	177	30	59	10	3	3	15	3	0	0	8	28	8-1	.362	.475	8
	Rome	.429	6	21	1	9	1	0	1	2	0	0	0	1	2	0-2	.455	.619	0
2016	GCL Braves	.143	2	7	0	1	0	0	0	0	0	0	1	0	2	0-0	.250	.143	0
	Carolina	.270	44	189	17	51	11	3	1	19	1	2	1	5	23	1-1	.289	.376	8
2017	Mississippi	.259	62	232	26	60	15	4	2	20	1	2	4	12	40	4-5	.304	.384	8
	GCL Braves	.364	3	11	3	4	2	0	0	2	0	1	0	0	1	1-0	.333	.545	0
	Gwinnett	.382	13	34	8	13	2	1	0	7	0	0	0	3	7	0-0	.432	.500	1
2018	Mississippi	.282	114	369	42	104	22	2	2	42	1	2	1	13	66	5-1	.306	.369	16
Minor Totals		.283	371	1344	182	381	72	20	12	149	9	9	8	62	223	27-11	.317	.394	59

VALLEJO, JOSELIN RIGHT-HANDED PITCHER

Bats: R **Throws:** R **Height:** 6-2 **Weight:** 175
Born: 6/5/00 in Yaguatae, DR **Resides:** Yaguatae, DR
Obtained: Signed by the Braves as a non-drafted free agent on June 11, 2018
Signed By: Jonathan Cruz

Year	Club	W-L	ERA	G	GS	CG	SHO	SV	IP	H	R	ER	HR	HB	BB	SO	WP	BK
2018	DSL Braves	0-0	2.00	6	0	0	0	0	9.0	8	4	2	0	1	7	6	3	0

VARGAS, LEONARDO RIGHT-HANDED PITCHER

Bats: R **Throws:** R **Height:** 6-0 **Weight:** 170
Born: 1/2/01 in Cartagena, Colombia **Resides:** Cartagena, Colombia
Obtained: Signed by the Braves as a non-drafted free agent on June 14, 2018
Signed By: Jonathan Cruz

Year	Club	W-L	ERA	G	GS	CG	SHO	SV	IP	H	R	ER	HR	HB	BB	SO	WP	BK
2018	DSL Braves	1-2	1.50	5	2	0	0	0	12.0	10	7	2	0	0	7	12	4	1

VARGAS, LUIS RIGHT-HANDED PITCHER

Bats: R **Throws:** R **Height:** 5-11 **Weight:** 200
Born: 5/2/02 in Esperanza, DR **Resides:** Esperanza, DR
Obtained: Signed by the Braves as a non-drafted free agent on July 6, 2018
Signed By: Carlos Sequera

Year	Club	W-L	ERA	G	GS	CG	SHO	SV	IP	H	R	ER	HR	HB	BB	SO	WP	BK
2019 Will Be First Professional Season																		

VÁSQUEZ, BRAULIO INFIELDER

Bats: S **Throws:** R **Height:** 6-0 **Weight:** 170
Born: 4/13/99 in Santo Domingo Centro, DR **Resides:** Consuelo, DR
Obtained: Signed by the Braves as a non-drafted free agent on July 2, 2016
Signed By: Jonathan Cruz

Year	Club	AVG	G	AB	R	H	2B	3B	HR	RBI	SH	SF	HP	BB	SO	SB-CS	OBP	SLG	E
2016	DSL Braves	.333	28	99	14	33	2	1	0	6	0	0	3	11	22	11-6	.416	.374	17
2017	GCL Braves	.270	47	152	22	41	3	3	0	16	1	1	4	21	36	12-3	.371	.329	19
2018	GCL Braves	.269	45	167	31	45	7	2	4	20	0	3	1	12	40	5-6	.317	.407	9
Minor Totals		.285	120	418	67	119	12	6	4	42	1	4	8	44	98	28-15	.361	.371	45

VÁSQUEZ, WILLIAMS RIGHT-HANDED PITCHER

Bats: R **Throws:** R **Height:** 6-0 **Weight:** 200
Born: 5/7/97 in Maracay, Venezuela **Resides:** Ocumare de la Costa, Venezuela
Obtained: Signed by the Braves as a non-drafted free agent on August 11, 2015
Signed By: Rolando Petit

Year	Club	W-L	ERA	G	GS	CG	SHO	SV	IP	H	R	ER	HR	HB	BB	SO	WP	BK
2016	DSL Braves	6-1	2.95	17	0	0	0	1	42.2	31	14	14	0	4	14	27	3	1
2017	DSL Braves	2-5	6.86	15	6	0	0	0	42.0	49	36	32	1	2	20	19	10	0
2018	DSL Braves	1-5	5.31	17	2	0	0	1	39.0	42	42	23	4	3	21	34	9	0
Minor Totals		9-11	5.02	49	8	0	0	2	123.2	122	92	69	5	9	55	80	22	1

VENTER, BRENDAN INFIELDER

Bats: R **Throws:** R **Height:** 6-2 **Weight:** 205
Born: 9/26/96 in Port Elizabeth, South Africa **Resides:** Flower Mound, TX
School: Auburn University (AL)
Obtained: Selected by the Braves in the 13th round of the 2018 First-Year Player Draft
Signed By: Hugh Buchanan

Year	Club	AVG	G	AB	R	H	2B	3B	HR	RBI	SH	SF	HP	BB	SO	SB-CS	OBP	SLG	E
2018	Danville	.235	9	34	5	8	2	0	1	9	0	1	3	5	11	1-0	.372	.382	2
	Rome	.174	43	149	17	26	6	0	4	22	0	6	2	10	37	0-0	.228	.295	6
Minor Totals		.186	52	183	22	34	8	0	5	31	0	7	5	15	48	1-0	.257	.311	8

VIDAL, FRANKELVIN RIGHT-HANDED PITCHER

Bats: R **Throws:** R **Height:** 5-11 **Weight:** 200
Born: 4/22/02 in Santo Domingo, DR **Resides:** Santo Domingo Norte, DR
Obtained: Signed by the Braves as a non-drafted free agent on July 6, 2018
Signed By: Jonathan Cruz

Year	Club	W-L	ERA	G	GS	CG	SHO	SV	IP	H	R	ER	HR	HB	BB	SO	WP	BK
2019 Will Be First Professional Season																		

VIZCAÍNO, NICK INFIELDER

Bats: R **Throws:** R **Height:** 6-2 **Weight:** 225
Born: 3/19/97 in New York, NY **Resides:** Miami, FL
School: Miami Palmetto (FL) Senior High School
Obtained: Signed by the Braves as a non-drafted free agent on February 6, 2017
Signed By: Jonathan Cruz

Year	Club	AVG	G	AB	R	H	2B	3B	HR	RBI	SH	SF	HP	BB	SO	SB-CS	OBP	SLG	E
2017	GCL Braves	.259	40	135	11	35	10	1	0	11	0	2	3	12	37	0-0	.329	.348	8
2018	Danville	.184	37	136	13	25	6	0	2	14	0	1	1	13	40	2-0	.258	.272	0
Minor Totals		.221	77	271	24	60	16	1	2	25	0	3	4	25	77	2-0	.294	.310	8

VODNIK, VICTOR RIGHT-HANDED PITCHER

Bats: R **Throws:** R **Height:** 6-0 **Weight:** 190
Born: 10/9/99 in Whittier, CA **Resides:** Rialto, CA
School: Rialto (CA) HS
Obtained: Selected by the Braves in the 14th round of the 2018 First-Year Player Draft
Signed By: Kevin Martin

Year	Club	W-L	ERA	G	GS	CG	SHO	SV	IP	H	R	ER	HR	HB	BB	SO	WP	BK
2018	GCL Braves	1-1	9.64	4	0	0	0	0	4.2	8	5	5	1	0	1	9	0	0

VÓLQUEZ, ALBINSON RIGHT-HANDED PITCHER

Bats: R **Throws:** R **Height:** 6-3 **Weight:** 185
Born: 8/16/97 in Jimani, DR **Resides:** Jimani, DR
Obtained: Signed by the Braves as a non-drafted free agent on January 25, 2016
Signed By: Jonathan Cruz

Year	Club	W-L	ERA	G	GS	CG	SHO	SV	IP	H	R	ER	HR	HB	BB	SO	WP	BK
2016	DSL Braves	3-3	3.50	20	1	0	0	1	43.2	42	26	17	6	4	13	36	3	3
2017	DSL Braves	0-1	5.79	3	3	0	0	0	9.1	10	10	6	0	2	6	4	1	0
	GCL Braves	2-1	2.19	12	9	0	0	1	37.0	30	9	9	2	4	11	25	2	0
2018	GCL Braves	2-3	5.06	12	11	0	0	0	53.1	60	33	30	3	8	21	47	4	0
	Florida	0-1	1.50	1	1	0	0	0	6.0	3	1	1	0	1	5	3	0	0
Minor Totals		7-9	3.80	48	25	0	0	2	149.1	145	79	63	11	19	56	115	10	3

WALKER, JEREMY RIGHT-HANDED PITCHER

Bats: R **Throws:** R **Height:** 6-5 **Weight:** 235
Born: 6/12/95 in Forsyth County, NC **Resides:** Advance, NC
School: Gardner-Webb (NC) University
Obtained: Selected by the Braves in the fifth round (139th overall) of the 2016 First-Year Player Draft
Signed By: Billy Best

2018 Review: Combined to go 6-11 with a 3.84 ERA (61 ER/143.0 IP) in 26 starts between High-A Florida and Triple-A Gwinnett...Paced all Braves farmhands with 143.0 innings pitched...Went 1-2 with an 8.14 ERA (19 ER/21.0 IP) in six starts for Peoria of the Arizona Fall League following the season...**2017:** Played his first full professional season with Single-A Rome and went 7-11 with a 3.97 ERA (61 ER/138.1 IP) and 100 strikeouts over 27 starts...Ranked in the Top 10 among Atlanta farmhands in innings (5th, 138.1) and wins (T5th, 7)...**2016:** Made his professional debut with rookie-level Danville after being a fifth-round selection in the First-Year Player Draft and went 3-3 with a 3.18 ERA (14 ER/39.2 IP) and 39 strikeouts over 13 games (five starts).

Year	Club	W-L	ERA	G	GS	CG	SHO	SV	IP	H	R	ER	HR	HB	BB	SO	WP	BK
2016	Danville	3-3	3.18	13	5	0	0	0	39.2	40	17	14	2	3	8	37	2	0
2017	Rome	7-11	3.97	27	27	2	1	0	138.1	159	76	61	7	8	30	100	12	3
2018	Florida	5-11	4.07	25	25	1	0	0	135.0	148	71	61	10	8	46	95	4	2
	Gwinnett	1-0	0.00	1	1	0	0	0	8.0	3	0	0	0	0	1	6	0	0
Minor Totals		16-25	3.81	66	58	3	1	0	321.0	350	164	136	19	19	85	238	18	5

WEISENBERG, KEITH RIGHT-HANDED PITCHER

Bats: R **Throws:** R **Height:** 6-5 **Weight:** 215
Born: 12/6/95 in St. Petersburg, FL **Resides:** Seminole, FL
School: Stanford University (CA)
Obtained: Selected by the Braves in the 14th round of the 2017 First-Year Player Draft
Signed By: Jim Blueberg

2018 Review: Combined to go 3-5 with a 4.20 ERA (28 ER/60.0 IP) in 12 games (11 starts) between rookie-level Danville and Single-A Rome...**2017:** Went 3-2 with a 3.24 ERA (9 ER/25.0 IP) over 15 games with Danville during his first professional season.

Year	Club	W-L	ERA	G	GS	CG	SHO	SV	IP	H	R	ER	HR	HB	BB	SO	WP	BK
2017	Danville	3-2	3.24	15	0	0	0	1	25.0	22	12	9	0	2	9	20	4	0
2018	Danville	1-1	1.46	3	2	0	0	0	12.1	12	5	2	0	2	5	10	3	0
	Rome	2-4	4.91	9	9	0	0	0	47.2	50	28	26	3	6	18	48	7	0
Minor Totals		6-7	3.92	27	11	0	0	1	85.0	84	45	37	3	10	32	78	14	0

WELSH, BRADEY RIGHT-HANDED PITCHER

Bats: R **Throws:** R **Height:** 6-1 **Weight:** 190
Born: 3/6/97 in Springfield, MO **Resides:** Marshfield, MO
School: Arkansas State University
Obtained: Signed by the Braves as a non-drafted free agent on June 20, 2018
Signed By: JD French

Year	Club	W-L	ERA	G	GS	CG	SHO	SV	IP	H	R	ER	HR	HB	BB	SO	WP	BK
2018	Danville	0-2	4.71	12	0	0	0	0	21.0	23	14	11	1	1	12	16	2	0
	GCL Braves	1-0	1.93	2	0	0	0	0	4.2	6	1	1	0	0	1	4	0	0
Minor Totals		1-2	4.21	14	0	0	0	0	25.2	29	15	12	1	1	13	20	2	0

WHITE, BRANDON RIGHT-HANDED PITCHER

Bats: R **Throws:** R **Height:** 6-2 **Weight:** 215
Born: 12/21/94 in Columbia, SC **Resides:** Chapin, SC
School: Lander (SC) University
Obtained: Selected by the Braves in the 12th round of the 2016 First-Year Player Draft
Signed By: Billy Best

2018 Review: Split his second consecutive season between Single-A Rome and High-A Florida, going 3-6 with a 3.68 ERA (24 ER/58.2 IP)...Ranked tied for third in the system with 11 saves...Named Rome's Pitcher of the Month for June after going 2-0 with a 0.90 ERA and one save in 10.0 innings...**2017:** Appeared in 36 games between Rome and Florida, combining to go 2-1 with a 2.56 ERA (16 ER/56.1 IP), 51 strikeouts and 10 saves...Paced all Atlanta farmhands with 10 saves, and ranked ninth among relief prospects (min. 30.0 IP) with a 2.56 ERA...Named a South Atlantic League Mid-Season All-Star after going 1-0 with a 1.67 ERA and eight saves in 20 appearances over the season's first "half"...**2016:** Made 15 appearances with rookie-level Danville in his professional debut, going 2-2 with a 2.30 ERA (4 ER/15.2 IP) and 24 strikeouts...Converted all seven of his save attempts, tied for sixth most in the Atlanta farm system.

Year	Club	W-L	ERA	G	GS	CG	SHO	SV	IP	H	R	ER	HR	HB	BB	SO	WP	BK
2016	Danville	2-2	2.30	15	0	0	0	7	15.2	11	5	4	1	2	5	24	1	0
2017	Rome	2-0	1.82	25	0	0	0	10	39.2	36	13	8	1	2	10	37	6	0
	Florida	0-1	4.32	11	0	0	0	0	16.2	15	10	8	2	0	7	14	1	0
2018	Rome	2-3	1.23	25	0	0	0	9	36.2	22	12	5	0	2	9	40	4	0
	Florida	1-3	7.77	16	0	0	0	2	22.0	30	24	19	3	3	15	14	2	1
Minor Totals		7-9	3.03	92	0	0	0	28	130.2	114	64	44	7	9	46	129	14	1

WILSON, BROOKS RIGHT-HANDED PITCHER

Bats: L **Throws:** R **Height:** 6-2 **Weight:** 205
Born: 3/15/96 in Lakeland, FL **Resides:** Lakeland, FL
School: Stetson University (FL)
Obtained: Selected by the Braves in the seventh round (202nd overall) of the 2018 First-Year Player Draft
Signed By: Justin Clark

Year	Club	W-L	ERA	G	GS	CG	SHO	SV	IP	H	R	ER	HR	HB	BB	SO	WP	BK
2018	Danville	2-1	1.45	10	0	0	0	1	18.2	13	4	3	2	0	6	17	3	0
	Rome	1-1	1.00	7	0	0	0	0	9.0	7	2	1	1	1	3	8	1	0
Minor Totals		3-2	1.30	17	0	0	0	1	27.2	20	6	4	3	1	9	25	4	0

WILSON, ISRANEL OUTFIELDER

Bats: L **Throws:** R **Height:** 6-3 **Weight:** 185
Born: 3/6/98 in Saint Maarten **Resides:** San Pedro de Macoris, DR
Obtained: Signed by the Braves as a non-drafted free agent on December 31, 2014
Signed By: Luis Ortiz

2018 Review: Appeared in 108 games between Single-A Rome and High-A Florida, batting .223 (80-for-358) with a .305 on-base percentage...Hit .209 (9-for-43) with six extra-base hits in 12 games for the Peoria Javelinas of the Arizona Fall League following the season...**2017:** Split the season between rookie-level Danville and Rome, combining to bat .258/.340/.407 with 17 extra-base hits, 39 runs and 32 RBI over 60 games between the two stops...**2016:** Appeared in 38 games with Danville in his second professional season, batting .192 (25-for-130) with 11 extra-base hits and 12 RBI...**2015:** Ended his first season of professional baseball among the Top 10 in OPS (3rd, .828) and home runs (T5th, 10) among all Atlanta farmhands...His 10 home runs were most in the GCL.

MINOR LEAGUE PLAYERS

Year	Club	AVG	G	AB	R	H	2B	3B	HR	RBI	SH	SF	HP	BB	SO	SB-CS	OBP	SLG	E
2015	GCL Braves	.222	48	144	29	32	5	1	10	22	1	0	2	26	56	3-4	.349	.479	8
2016	Danville	.192	38	130	19	25	8	1	2	12	1	0	1	14	51	6-2	.276	.315	1
2017	Danville	.250	17	68	11	17	2	3	4	12	0	0	0	9	18	2-0	.338	.544	4
	Rome	.262	43	168	28	44	3	3	2	20	0	2	3	18	52	9-3	.340	.351	3
2018	Rome	.229	68	223	38	51	10	2	6	25	4	1	1	28	77	11-4	.316	.372	5
	Florida	.215	40	135	16	29	5	1	2	10	1	1	0	14	43	5-1	.287	.311	0
Minor Totals		.228	254	868	141	198	33	11	26	101	7	4	7	109	297	36-14	.318	.381	21

WITHROW, MATT RIGHT-HANDED PITCHER

Bats: R **Throws:** R **Height:** 6-4 **Weight:** 235
Born: 9/23/93 in Odessa, TX **Resides:** Odessa, TX
School: Texas Tech University
Obtained: Selected by the Braves in the sixth round (180th overall) of the 2015 First-Year Player Draft
Signed By: Nate Dion

2018 Review: Placed on Double-A Mississippi's disabled list on 4/5 and missed the entire season with right shoulder impingement syndrome...**2017:** Made 18 appearances (15 starts) between Mississippi (AA), the GCL Braves and Florida (A+), combining to go 1-4 with a 3.73 ERA (33 ER/79.2 IP) and 70 strikeouts... Opened the season with Mississippi and made 10 starts before going on the 7-day disabled list (right ankle contusion) on 6/6...**2016:** Played the entirety of his second professional season with High-A Carolina and earned the Mudcats' Pitcher of the Year honors from the organization...Paced Carolina in wins (9) and led all Mudcats starters with a 3.80 ERA, while his 131 strikeouts on the season were second most in the Carolina League and fifth most among Braves farmhands...Also ended his season in the Top 10 among Atlanta prospects in wins (T3rd, 9), starter's ERA (8th, 3.80) and innings (10th, 120.2)...**2015:** Made his professional debut with rookie-level Danville after being selected by the Braves in the sixth round of the 2015 First-Year Player Draft...**PERSONAL:** Brother of former major league reliever Chris Withrow.

Year	Club	W-L	ERA	G	GS	CG	SHO	SV	IP	H	R	ER	HR	HB	BB	SO	WP	BK	
2015	Danville	0-4	3.56	13	13	0	0	0	48.0	48	24	19	2	4	16	35	5	0	
2016	Carolina	9-6	3.80	25	24	0	0	0	120.2	100	60	51	11	9	68	131	8	0	
2017	Mississippi	1-3	4.47	10	10	0	0	0	48.1	39	26	24	8	2	22	44	2	2	
	GCL Braves	0-0	0.00	2	1	0	0	0	5.0	1	0	0	0	3	0	5	0	0	
	Florida	0-1	3.08	6	4	0	0	0	26.1	21	9	9	1	1	9	21	1	0	
2018	Injured - Did Not Play																		
Minor Totals		10-14	3.73	56	52	0	0	0	248.1	209	119	103	22	19	115	236	16	2	

WOODS, WILLIAM RIGHT-HANDED PITCHER

Bats: R **Throws:** R **Height:** 6-3 **Weight:** 190
Born: 12/29/98 in Jackson, TN **Resides:** Trenton, TN
School: Dyersburg State CC (TN)
Obtained: Selected by Atlanta in the 23rd round of the 2018 First-Year Player Draft
Signed By: JD French

Year	Club	W-L	ERA	G	GS	CG	SHO	SV	IP	H	R	ER	HR	HB	BB	SO	WP	BK
2018	GCL Braves	0-1	6.10	10	4	0	0	0	20.2	22	16	14	0	2	10	20	4	0

ZAMORA, CHRISTIAN OUTFIELDER

Bats: R **Throws:** R **Height:** 6-4 **Weight:** 210
Born: 7/4/01 in La Habana, Cuba **Resides:** Petionville, Haiti
Obtained: Signed by the Braves as a non-drafted free agent on September 21, 2017
Signed By: Rolando Petit

Year	Club	AVG	G	AB	R	H	2B	3B	HR	RBI	SH	SF	HP	BB	SO	SB-CS	OBP	SLG	E
2018	GCL Braves	.139	30	108	10	15	3	0	2	8	0	0	1	14	40	0-2	.244	.222	0

2018 BRAVES MINOR LEAGUE PITCHING LEADERS

WINS

1. Kyle Muller.....	11
T2. Hayden Deal.....	9
Touki Toussaint.....	9
Bruce Zimmermann.....	9
T5. Wes Parsons.....	8
Bryse Wilson.....	8
Kyle Wright.....	8
Huascar Ynoa.....	8
T9. Three tied.....	7

GAMES PITCHED

1. Jason Hursh.....	53
2. Jacob Webb.....	51
3. Josh Graham.....	47
T4. Thomas Burrows.....	45
Corbin Clouse.....	45
6. Chad Sobotka.....	44
7. Rex Brothers.....	43
8. Adam McCreery.....	42
9. Brandon White.....	41
10. Sean McLaughlin.....	40

SAVES

1. Jacob Webb.....	18
2. Kelvin Rodriguez.....	13
T3. Thomas Burrows.....	11
Chad Sobotka.....	11
Brandon White.....	11
T6. Jason Hursh.....	8
Evan Phillips.....	8
8. Carlos Caminero.....	5
T9. Four tied.....	4

INNINGS PITCHED

1. Jeremy Walker.....	143.0
2. Kyle Muller.....	139.2
3. Kyle Wright.....	138.0
4. Touki Toussaint.....	136.1
5. Enderson Franco.....	133.1
6. Odalvi Javier.....	126.0
7. Bryse Wilson.....	125.2
8. Alan Rangel.....	125.1
9. Ian Anderson.....	119.1
10. Tucker Davidson.....	118.1

ERA (STARTERS)

1. Joey Wentz.....	2.28
2. Touki Toussaint.....	2.38
3. Ian Anderson.....	2.49
4. Kolby Allard.....	2.72
5. Wes Parsons.....	2.76
6. Bruce Zimmermann.....	2.86
7. Kyle Muller.....	3.03
8. Bryse Wilson.....	3.44
9. Kyle Wright.....	3.46
10. Michael Mader.....	3.71

WHIP (STARTERS)

1. Joey Wentz.....	1.090
2. Touki Toussaint.....	1.130
3. Ian Anderson.....	1.140
4. Wes Parsons.....	1.159
5. Bryse Wilson.....	1.186
6. Bruce Zimmermann.....	1.200
7. Kolby Allard.....	1.211
8. Alan Rangel.....	1.213
9. Kyle Wright.....	1.225
10. Kyle Muller.....	1.232

STRIKEOUTS

1. Touki Toussaint.....	163
2. Bryse Wilson.....	143
3. Ian Anderson.....	142
T4. Odalvi Javier.....	133
Kyle Wright.....	133
T6. Enderson Franco.....	131
Huascar Ynoa.....	131
8. Kyle Muller.....	129
9. Bruce Zimmermann.....	125
10. Alan Rangel.....	105

ERA (RELIEVERS)

1. Walter Borkovich.....	1.47
2. Javier Ciriaco.....	1.58
3. Carlos Caminero.....	1.87
4. Corbin Clouse.....	1.94
5. Evan Phillips.....	1.99
6. Chad Sobotka.....	2.03
7. Hayden Deal.....	2.17
8. Troy Bacon.....	2.48
T9. Jake Higginbotham.....	2.65
Miguel Socolovich.....	2.65

HITS/9.0 IP (STARTERS)

1. Ian Anderson.....	6.6
2. Joey Wentz.....	6.6
3. Touki Toussaint.....	6.7
4. Kyle Wright.....	7.7
5. Wes Parsons.....	7.7
6. Huascar Ynoa.....	7.9
7. Bruce Zimmermann.....	7.9
8. Max Fried.....	8.1
9. Kyle Muller.....	8.1
10. Bryse Wilson.....	8.1

Starters - min 15 starts -- Relievers - min. 30.0 IP

2018 PITCHERS OF THE MONTH

Month	Gwinnett (AAA)	Mississippi (AA)	Florida (A)	Rome (A)	Danville (R)
April	Mike Soroka	Jacob Webb	Bryse Wilson	Kyle Muller	
May	Kolby Allard	Adam McCreery	Tucker Davidson	Bruce Zimmermann	
June	Evan Phillips	Touki Toussaint	Kyle Muller	Brandon White	Jose Montilla
July	Wes Parsons	Bryce Wilson	Ian Anderson	Daysbel Hernández	Matt Rowland
August	Touki Toussaint	Kyle Muller	W. Borkovich/J. Walker	Alan Rangel	Zach Seipel

2018 PLAYERS OF THE MONTH

Month	Gwinnett (AAA)	Mississippi (AA)	Florida (A)	Rome (A)	Danville (R)
April	Carlos Franco	Austin Riley	Jared James	Riley Delgado	Hagen Owenby
May	Austin Riley	Tyler Marlette	Alejandro Salazar	Drew Waters	Hagen Owenby
June	Michael Reed	Luis Marte	Braxton Davidson	Jean Carlos Encarnacion	Justin Dean
July	Luis Marte	Alejandro Salazar	Cristian Pache	William Contreras	CJ Alexander
August	Rio Ruiz	Travis Demeritte	CJ Alexander	AJ Graffanino	Carlos Baerga

2018 BRAVES MINOR LEAGUE BATTING LEADERS

BATTING AVERAGE

1. CJ Alexander.....	.352
2. Michael Reed.....	.342
3. Riley Delgado.....	.315
4. Trey Harris.....	.302
5. Austin Riley.....	.294
6. Drew Waters.....	.293
7. Jean Carlos Encarnacion.....	.288
8. William Contreras.....	.285
9. Luis Marte.....	.285
10. Alejandro Salazar.....	.285

DOUBLES

1. Drew Waters.....	39
2. Austin Riley.....	30
3. Michael Reed.....	26
4. Rio Ruiz.....	25
T5. William Contreras.....	24
Riley Delgado.....	24
Tyler Neslony.....	24
Jefrey Ramos.....	24
T9. Four tied.....	23

RUNS BATTED IN

1. Carlos Franco.....	76
2. Rio Ruiz.....	72
3. Austin Riley.....	70
4. Jefrey Ramos.....	69
5. Braxton Davidson.....	64
6. Travis Demeritte.....	63
7. Jean Carlos Encarnacion.....	57
8. Riley Delgado.....	56
9. Dustin Peterson.....	55
10. Tyler Marlette.....	52

Min. 200 plate appearances

RUNS

T1. Rio Ruiz.....	72
Drew Waters.....	72
T3. Travis Demeritte.....	69
Michael Reed.....	69
5. Austin Riley.....	61
6. Tyler Marlette.....	58
T7. William Contreras.....	57
Jefrey Ramos.....	57
Danny Santana.....	57
10. Cristian Pache.....	56

TRIPLES

T1. Justin Dean.....	9
Drew Waters.....	9
T3. CJ Alexander.....	7
Ray-Patrick Didder.....	7
T5. Cristian Pache.....	6
Jefrey Ramos.....	6
T7. Peter Bourjos.....	5
Travis Demeritte.....	5
Jean Carlos Encarnacion.....	5
10. Six Tied.....	4

OPS (ON-BASE + SLUGGING)

1. Michael Reed.....	.972
2. CJ Alexander.....	.924
3. Austin Riley.....	.882
4. Trey Harris.....	.843
5. Drew Waters.....	.819
6. Justin Dean.....	.792
7. Danny Santana.....	.791
8. William Contreras.....	.783
9. Jean Carlos Encarnacion.....	.777
10. Greg Cullen.....	.770

HITS

1. Riley Delgado.....	153
2. Drew Waters.....	135
3. Rio Ruiz.....	134
4. Cristian Pache.....	132
5. Austin Riley.....	120
T6. Jefrey Ramos.....	115
Alejandro Salazar.....	115
8. Michael Reed.....	114
9. William Contreras.....	111
10. Tyler Neslony.....	110

HOME RUNS

1. Braxton Davidson.....	20
2. Austin Riley.....	19
3. Travis Demeritte.....	17
T4. Carlos Franco.....	16
Jefrey Ramos.....	16
Danny Santana.....	16
T7. Drew Lugbauer.....	12
Tyler Marlette.....	12
T9. Four tied.....	11

STOLEN BASES

1. Ray-Patrick Didder.....	27
2. Drew Waters.....	23
3. Carlos Paraguate.....	20
T4. Justin Dean.....	16
Israel Wilson.....	16
6. Jose Palma.....	15
7. Danny Santana.....	12
8. Eliezel Stevens.....	11
9. Michael Reed.....	10
10. Five tied.....	9

BRAVES 2018 FIRST-YEAR DRAFT

Rd	Name	Pos.	#	School	Rd	Name	Pos.	#	School
1	Carter Stewart	RHP	8	Eau Gallie (FL) HS	21	Tanner Lawson	LHP	622	St. Edwards Univ. (TX)
2	Greyson Jenista	OF	49	Wichita State Univ. (KS)	22	Ray Soderman	C	652	Univ. of Oregon
4	Tristan Beck	RHP	112	Stanford Univ. (CA)	23	William Woods	RHP	682	Dyersburg State CC (TN)
5	Trey Riley	RHP	142	John A Logan College (IL)	24	Rusber Estrada	C	712	Faulkner Univ. (AL)
6	Andrew Moritz	OF	172	UNC - Greensboro	25	Michael Mateja	INF	742	North Central College (IL)
7	Brooks Wilson	RHP	202	Stetson Univ. (FL)	26	Zach Guth	LHP	772	Harford CC (MD)
8	AJ Graffanino	INF	232	Univ. of Washington	27	Zach Seipel	RHP	802	Univ. of Minnesota - Crookston
9	Ryan Shetter	RHP	262	Texas Tech Univ.	28	Derek West	RHP	832	Univ. of Pittsburgh (PA)
10	Brett Langhorne	INF	292	Carson-Newman College (TN)	29	Ray Hernandez	INF	862	Alabama State Univ.
11	Jake Higginbotham	LHP	322	Clemson Univ. (SC)	30	Mitch Stallings	LHP	892	Duke Univ. (NC)
12	Nolan Kingham	RHP	352	Univ. of Texas - Austin	31	Gabriel Rodriguez	LHP	922	Miami Dade CC South (FL)
13	Brendan Venter	INF	382	Auburn Univ. (AL)	32	Tre Harris	OF	952	Univ. of Missouri - Columbia
14	Victor Vodnik	RHP	412	Rialto (CA) HS	33	Mason Berne	INF	982	UNC - Wilmington
15	Greg Cullen	INF	442	Niagara Univ. (NY)	34	Zack Hess	RHP	1012	Louisiana State Univ.
16	Ty Harpenau	RHP	472	Texas Tech Univ.	35	Logan Brown	C	1042	Univ. of Southern Indiana
17	Justin Dean	OF	502	Lenoir-Rhyne Univ. (NC)	36	Victor Cavalieri	LHP	1072	Houghton College (NY)
18	Cameron Kurz	RHP	532	Univ. of Calif. - San Diego	37	Alex Camacho	RHP	1102	Vanguard Univ. (CA)
19	Zach Daniels	RHP	562	Univ. of Iowa	38	Franco Aleman	RHP	1132	Alonso (FL) Sr. HS
20	CJ Alexander	INF	592	State Col. of Fla. Manatee-Sarasota	39	Jack Perkins	RHP	1162	Kokomo (IN) HS
					40	Micky Mangan	C	1192	Pinecrest (GA) Academy

Bold indicates signed

2019 SCOUTING STAFF

MAJOR LEAGUE SCOUTS



DAVE HOLLIDAY



MATT KINZER



RICK RAGAZZO



TED SIMMONS



TERRY TRIPP SR.



RICK WILLIAMS

PROFESSIONAL SCOUTS



ALAN BUTTS




JASON DUNN



ROD GILBREATH



DEVLIN McCONNELL



TRENTON MOSES



PAUL RUNGE




BILLY RYAN

INTERNATIONAL SCOUTING



JONATHAN CRUZ
Coordinator,
Latin American Operations



CHRIS ROQUE
Central American
Supervisor

PART-TIME AMATEUR SCOUTS

- Hank Aaron Jr.Alabama & Georgia
- Darin BlairIllinois
- Hugh Buchanan.....Alabama, N. Florida, Georgia
- Stu Cann.....Illinois
- Tom Davis.....Senior Advisor
- Dewayne KittsSouth Carolina
- Abraham Martínez.....Puerto Rico

VIDEO COORDINATORS

- Anthony Flora.....Midwest
- Trey McNickleEast
- Bryce Mosier.....West

NATIONAL CROSS CHECKERS




JOE JORDAN



RON MARIGNY



GARY RAJSICH



DERON ROMBACH

REGIONAL CROSS CHECKERS



BRETT DUNN
Southeast



BRETT EVERT
West



TERRY TRIPP
Midwest

AREA SUPERVISORS



KEVIN BARRY
W. KY, IL, IN, IA, MN, WI



BILLY BEST
NC, SC



JIM BLUEBERG
N. CA, N. NV



JON BUNNELL
Central FL



RAY CORBETT
N. TX/OK



DAN COX
S. CA, HI




KIRK FREDRIKSSON
GA, N. FL, AL



JD FRENCH
AR, KS, MO, NE, ND, SD



SMOKE LAVAL
LA, MS



TED LEKAS
NY/CT/RI/VT/NH/MA/
ME/E.Canada



CODY MARTIN
WA/OR/ID/MO/W. Canada



KEVIN MARTIN
S. CA, S. NV



FREDDY PÉREZ
TN/KY/OH/MI



LOU SÁNCHEZ
S. FL, Puerto Rico



ALAN SANDBERG
VA/PA/MD/DE/NJ/WV/
Long Island



DARIN VAUGHAN
S. TX



RICKY WILSON
AZ, CO, NM, UT

ATLANTA BRAVES NO. 1 DRAFT CHOICES

Year	Selection #	Regular Phase	Secondary Phase
1966	11	Al Santorini, P	Oscar Brown, OF
1967	12	Andy Finlay, OF	Garry Hill, P
1968	7	Curtis Moore, C	Larry Pyre, P
1969	12	Gene Holbert, C	Gary Robson, P
1970	21	Ron Broaddus, P	William Hodge, C
1971	10	Taylor Duncan, INF	Mike Beard, P
1972	11	Preston Hanna, P	Mike Bahnick, P
1973	10	Pat Rockett, SS	No Selection
1974	5	Dale Murphy, C	Scott McGlamory, P
1975	18	Don Young, C	David Stevens, OF
1976	3	Ken Smith, 1B	Gerald Price, INF
1977	4	Tim Cole, P	Mark Martin, C
1978	1	Bob Horner, 3B	James Watkins, C
1979	4	Brad Komminsk, OF	No Selection
1980	3	Ken Dayley, P	Jeff Dedmon, P
1981	12	Jay Roberts, OF	John Wallace, OF
1982	9	Duane Ward, P	John Bryant, CF
1983	74 (3rd round)	Marty Clary, P	Kevin Williamson, P
1984	19	Drew Denson, 1B	Jeff Blauser, SS
1985	14	Tommy Greene, P	Dodd Johnson, INF
1986	5	Kent Mercker, P	Kevin Brown, P
1987	6	Derek Lilliquist, P	No Second Phase
1988	3	Steve Avery, P	No Second Phase
1989	2	Tyler Houston, C	No Second Phase
1990	1	Chipper Jones, SS	No Second Phase
1991	2	Mike Kelly, OF	No Second Phase
1992	21	Jamie Arnold, P	No Second Phase
1993	66 (2nd round)	Andre King, OF*	No Second Phase
1994	27	Jacob Shumate, P	No Second Phase
1995	26	Chad Hutchinson, P**	No Second Phase
1996	27	A.J. Zapp, 1B	No Second Phase
1997	29	Troy Cameron, SS	No Second Phase
1998	52 (2nd round)	Matthew Belisle, P#	No Second Phase
1999	81 (2nd round)	Matteaus Butler, P@	No Second Phase
2000	29	Adam Wainwright, P	No Second Phase
2001	24	Macay McBride, LHP	No Second Phase
2002	23	Jeff Francoeur, OF	No Second Phase
2003	35 (Supplemental round)	Luis Atilano, P	No Second Phase
2004	71 (2nd round)	Eric Campbell, 3B^	No Second Phase
2005	27	Joey Devine, RHP	No Second Phase
2006	24	John (Cody) Johnson, OF	No Second Phase
2007	14	Jason Heyward, OF	No Second Phase
2008	40	Brett DeVall, LHP%	No Second Phase
2009	7	Mike Minor, LHP	No Second Phase
2010	35 (Supplemental round)	Matt Lipka, SS^^	No Second Phase
2011	28	Sean Gilmartin, LHP	No Second Phase
2012	21	Lucas Sims, RHP	No Second Phase
2013	31 (Supplemental round)	Jason Hursh, RHP&	No Second Phase
2014	32 (Supplemental round)	Braxton Davidson, OF\$	No Second Phase
2015	14	Kolby Allard, LHP	No Second Phase
	28	Mike Soroka, RHP+	No Second Phase
	41 (Competitive Balance-A)	Austin Riley, 3B!	No Second Phase
2016	3	Ian Anderson, RHP	No Second Phase
	40 (Competitive Balance-A)	Joey Wentz, LHP++	No Second Phase
2017	5	Kyle Wright, RHP	No Second Phase
2018	8	Carter Stewart, RHP**	No Second Phase

**Did not sign

First-Round Selection Transactions

*Braves' selection was sent to Chicago for Greg Maddux.

#Braves' selection was sent to Colorado for Andres Galarraga.

@Braves' selection was sent to St. Louis for Brian Jordan.

^ Braves' selection was sent to Texas for John Thomson.

% Braves' selection was sent to New York (NL) for Tom Glavine.

^^ Braves' selection was sent to Boston for Billy Wagner.

& Braves' selection was sent to Tampa Bay for B.J. Upton.

\$ Braves' selection was sent to Kansas City for Ervin Santana.

+ Braves awarded selection for Ervin Santana.

! Braves acquired competitive balance round-A selection as part of a six-player trade on April 5, 2015.

++ Braves acquired competitive balance round-A selection as part of a three-team, 13-player trade on July 30, 2015.



BRAVES HISTORY

BRAVES' YEARLY FINISHES

BOSTON (1876-1952)

Year	Pos.	Won	Lost	Pct.	GB/GA	HR	Bat Avg	ERA	Fld Avg	Manager	Attendance
1876	4	39	31	.557	-15.0	9	.266	2.51	.860	Harry Wright	
1877	1	42	18	.700	+7.0	4	.296	2.15	.888	Harry Wright	
1878	1	41	19	.683	+4.0	2	.241	2.32	.914	Harry Wright	
1879	2	54	30	.643	-5.0	30	.274	2.19	.913	Harry Wright	
1880	6	40	44	.476	-27.0	20	.253	3.08	.901	Harry Wright	
1881	6	38	45	.458	-17.5	5	.251	2.71	.908	Harry Wright	
1882	3	45	39	.536	-10.0	15	.264	2.80	.910	John Morrill	
1883	1	63	35	.643	+4.0	34	.276	2.55	.900	Jack Burdock (31-26) John Morrill (32-9)	
1884	2	73	38	.658	-10.5	36	.254	2.47	.921	John Morrill	
1885	5	46	66	.411	-41.0	22	.232	3.03	.901	John Morrill	
1886	5	56	61	.479	-30.5	24	.260	3.24	.906	John Morrill	
1887	5	61	60	.504	-16.5	54	.277	4.41	.905	John Morrill	
1888	4	70	64	.522	-15.5	56	.245	2.41	.916	John Morrill	
1889	2	83	45	.648	-1.0	43	.270	3.36	.926	Jim Hart	
1890	5	76	57	.571	-12.0	31	.258	2.93	.934	Frank Selee	
1891	1	87	51	.630	+3.5	51	.255	2.76	.937	Frank Selee	
1892	1	102	48	.680	+8.5	34	.250	2.86	.930	Frank Selee	
1893	1	86	43	.667	+15.0	64	.290	4.43	.936	Frank Selee	
1894	3	83	49	.629	-8.0	103	.331	5.41	.925	Frank Selee	
1895	4	71	60	.542	-16.5	54	.290	4.27	.934	Frank Selee	
1896	4	74	57	.565	-17.0	36	.300	3.78	.933	Frank Selee	
1897	1	93	39	.705	+2.0	45	.319	3.65	.950	Frank Selee	
1898	1	102	47	.685	+6.0	53	.290	2.98	.949	Frank Selee	
1899	2	95	57	.625	-8.0	41	.287	3.26	.951	Frank Selee	
1900	4	66	72	.478	-17.0	50	.283	3.72	.952	Frank Selee	
1901	5	69	69	.500	-20.5	28	.249	2.90	.951	Frank Selee	146,502
1902	3	73	64	.533	-29.0	15	.249	2.61	.958	Al Buckenberger	116,960
1903	6	58	80	.420	-32.0	26	.245	3.34	.937	Al Buckenberger	143,155
1904	7	55	98	.359	-51.0	24	.237	3.43	.946	Al Buckenberger	140,694
1905	7	51	103	.331	-54.5	17	.234	3.52	.950	Fred Tenney	150,003
1906	8	49	102	.325	-66.5	16	.226	3.18	.947	Fred Tenney	143,280
1907	7	58	90	.392	-47.0	22	.243	3.33	.960	Fred Tenney	203,221
1908	6	63	91	.409	-36.0	17	.239	2.79	.961	Joe Kelley	253,750
1909	8	45	108	.294	-65.5	15	.223	3.20	.946	Harry Bowerman (23-55) Frank Smith (22-53)	195,188
1910	8	53	100	.346	-50.5	31	.246	3.22	.954	Fred Lake	149,027
1911	8	44	107	.291	-54.0	37	.267	5.08	.946	Fred Tenney	116,000
1912	8	52	101	.340	-52.0	35	.271	4.17	.953	Johnny Kling	121,000
1913	5	69	82	.457	-31.5	32	.256	2.09	.957	George Stallings	208,000
1914#t	1	94	59	.614	+10.5	35	.251	2.74	.963	George Stallings	382,913
1915	2	83	69	.546	-7.0	17	.240	2.57	.966	George Stallings	376,283
1916	3	89	63	.586	-4.0	22	.233	2.19	.967	George Stallings	313,495
1917	6	72	81	.471	-25.5	22	.246	2.77	.965	George Stallings	174,253
1918	7	53	71	.427	-28.5	13	.244	2.91	.965	George Stallings	84,938
1919	6	57	82	.410	-38.5	24	.253	3.17	.966	George Stallings	167,401
1920	7	62	90	.408	-30.0	23	.260	3.54	.963	George Stallings	162,483
1921	4	79	74	.516	-15.0	61	.290	3.90	.968	Fred Mitchell	318,627
1922	8	53	100	.346	-39.5	32	.263	4.37	.965	Fred Mitchell	167,965
1923	7	54	100	.351	-41.5	32	.273	4.44	.964	Fred Mitchell	227,802
1924	8	53	100	.346	-40.0	25	.256	4.46	.973	Dave Bancroft	117,478
1925	5	70	83	.458	-25.0	41	.292	4.39	.964	Dave Bancroft	313,528
1926	7	66	86	.434	-22.0	16	.277	4.03	.966	Dave Bancroft	303,598
1927	7	60	94	.390	-34.0	37	.279	4.22	.963	Dave Bancroft	288,685
1928	7	50	103	.327	-44.5	52	.275	4.83	.968	Jack Slattery (11-20) Rogers Hornsby (39-83)	227,001
1929	8	56	98	.364	-43.0	32	.280	5.12	.966	Judge Emil Fuchs	372,351

BRAVES' YEARLY FINISHES

Year	Pos.	Won	Lost	Pct.	GB/GA	HR	Bat Avg	ERA	Fld Avg	Manager	Attendance
1930	6	70	84	.455	-22.0	66	.281	4.91	.970	Bill McKechnie	464,835
1931	7	64	90	.416	-37.0	34	.258	3.90	.972	Bill McKechnie	515,005
1932	5	77	77	.500	-13.0	63	.265	3.53	.975	Bill McKechnie	507,606
1933	4	83	71	.539	-9.0	54	.252	2.96	.977	Bill McKechnie	517,803
1934	4	78	73	.517	-16.0	83	.272	4.11	.972	Bill McKechnie	303,205
1935	8	38	115	.248	-61.5	75	.263	4.93	.966	Bill McKechnie	232,754
1936	6	71	83	.461	-21.0	68	.265	3.94	.970	Bill McKechnie	340,585
1937	5	79	73	.520	-16.0	63	.247	3.22	.974	Bill McKechnie	385,339
1938	5	77	75	.507	-12.0	54	.250	3.40	.971	Casey Stengel	341,149
1939	7	63	88	.417	-32.5	56	.264	3.71	.970	Casey Stengel	285,994
1940	7	65	87	.428	-34.5	59	.256	4.36	.969	Casey Stengel	241,616
1941	7	62	92	.403	-38.0	48	.251	3.95	.969	Casey Stengel	263,680
1942	7	59	89	.399	-44.0	68	.240	3.76	.976	Casey Stengel	285,332
1943	6	68	85	.444	-36.5	39	.233	3.25	.972	Casey Stengel (47-60) Bob Coleman (21-25)	271,289
1944	6	65	89	.422	-40.0	79	.246	3.67	.970	Bob Coleman	208,691
1945	6	67	85	.441	-30.0	101	.267	4.04	.968	Bob Coleman (42-49) Del Bissonette (25-36)	374,178
1946	4	81	72	.529	-15.5	44	.264	3.37	.971	Billy Southworth	969,673
1947	3	86	68	.558	-8.0	85	.275	3.62	.974	Billy Southworth	1,277,361
1948#	1	91	62	.595	+6.5	95	.275	3.38	.976	Billy Southworth	1,455,439
1949	4	75	79	.487	-22.0	103	.248	3.99	.975	B. Southworth (55-54) Johnny Cooney (20-25)	1,081,795
1950	4	83	71	.539	-8.0	148	.263	4.14	.969	Billy Southworth	944,391
1951	4	76	78	.494	-20.5	130	.262	3.75	.975	Billy Southworth (28-31) Tommy Holmes (48-47)	487,475
1952	7	64	89	.418	-32.0	110	.233	3.78	.974	Tommy Holmes (13-22) Charlie Grimm (51-67)	281,278

MILWAUKEE (1953-1965)

Year	Pos.	Won	Lost	Pct.	GB/GA	HR	Bat Avg	ERA	Fld Avg	Manager	Attendance
1953	2	92	62	.597	-13.0	156	.266	3.30	.976	Charlie Grimm	1,826,397
1954	3	89	65	.578	-8.0	139	.265	3.19	.980	Charlie Grimm	2,131,388
1955	2	85	69	.552	-13.5	182	.261	3.85	.975	Charlie Grimm	2,005,836
1956	2	92	62	.597	-1.0	177	.259	3.11	.978	Charlie Grimm (24-22) Fred Haney (68-40)	2,046,331
1957#t	1	95	59	.617	+8.0	199	.269	3.47	.980	Fred Haney	2,215,404
1958#	1	92	62	.597	+8.0	167	.266	3.21	.980	Fred Haney	1,971,101
1959	2	86	70	.551	-2.0	177	.265	3.51	.979	Fred Haney	1,749,112
1960	2	88	66	.571	-7.0	170	.265	3.76	.976	Chuck Dressen	1,497,799
1961	4	83	71	.539	-10.0	188	.258	3.89	.981	Chuck Dressen	1,101,441
1962	5	86	76	.531	-15.5	181	.252	3.68	.980	Birdie Tebbetts	766,921
1963	6	84	78	.519	-15.0	139	.244	3.26	.979	Bobby Bragan	773,018
1964	5	88	74	.543	-5.0	159	.272	4.12	.976	Bobby Bragan	910,911
1965	5	86	76	.531	-11.0	196	.256	3.52	.977	Bobby Bragan	555,584

ATLANTA (1966-2016)

Year	Pos.	Won	Lost	Pct.	GB/GA	HR	Bat Avg	ERA	Fld Avg	Manager	Attendance
1966	5	85	77	.525	-10.0	207	.263	3.68	.976	Bobby Bragan (52-59) Billy Hitchcock (33-18)	1,539,801
1967	7	77	85	.475	-24.5	158	.240	3.47	.978	Billy Hitchcock (77-82) Ken Silvestri (0-3)	1,389,222
1968	5	81	81	.500	-16.0	80	.252	2.92	.980	Luman Harris	1,126,540
1969	1W@	93	69	.574	+3.0	141	.258	3.53	.981	Luman Harris	1,458,320
1970	5W	76	86	.469	-26.0	160	.270	4.33	.977	Luman Harris	1,078,848
1971	3W	82	80	.506	-8.0	153	.257	3.75	.977	Luman Harris	1,006,320
1972	4W	70	84	.455	-25.0	144	.258	4.27	.974	Luman Harris (47-57) Eddie Mathews (23-27)	752,973

BRAVES' YEARLY FINISHES

FRONT OFFICE

MANAGER & STAFF

PLAYER BIOS

SEASON IN REVIEW

PLAYER DEVELOPMENT

BRAVES HISTORY

OPPONENTS

MISCELLANEOUS

Year	Pos.	Won	Lost	Pct.	GB/GA	HR	Bat Avg	ERA	Fld Avg	Manager	Attendance
1973	5W	76	85	.472	-22.5	206	.266	4.25	.974	Eddie Mathews	800,655
1974	3W	88	74	.543	-14.0	120	.249	3.05	.979	Eddie Mathews (50-49) *Clyde King (38-25)	981,085
1975	5W	67	94	.416	-40.5	107	.244	3.91	.972	Clyde King (58-76) Connie Ryan (9-18)	534,672
1976	6W	70	92	.432	-32.0	82	.245	3.86	.973	Dave Bristol	818,179
1977	6W	61	101	.371	-37.0	139	.254	4.85	.972	Dave Bristol (61-100) Ted Turner (0-1)	872,464
1978	6W	69	93	.426	-26.0	123	.244	4.08	.975	Bobby Cox	904,494
1979	6W	66	94	.413	-23.5	126	.256	4.18	.970	Bobby Cox	769,465
1980	4W	81	80	.503	-11.0	144	.250	3.77	.975	Bobby Cox	1,048,411
1981*	4W	25	29	.462	-9.5					(Split season, players strike)	
	5W	25	27	.481	-7.5	64	.243	3.45	.976	*Bobby Cox	535,418
1982	1W	89	73	.549	+1.0	146	.256	3.82	.979	Joe Torre	1,801,985
1983	2W	88	74	.543	-3.0	130	.272	3.67	.978	Joe Torre	2,119,935
1984	2W	80	82	.494	-12.0	111	.247	3.57	.978	Joe Torre	1,724,892
1985	5W	66	96	.407	-29.0	126	.246	4.19	.976	Eddie Haas (50-71) Bobby Wine (16-25)	1,350,137
1986	6W	72	89	.447	-23.5	138	.250	3.97	.978	Chuck Tanner	1,387,181
1987	5W	69	92	.426	-20.5	152	.258	4.63	.982	Chuck Tanner	1,217,402
1988	6W	54	106	.338	-39.5	96	.242	4.09	.975	Chuck Tanner (12-27) Russ Nixon (42-79)	848,089
1989	6W	63	97	.394	-28.0	128	.234	3.70	.976	Russ Nixon	984,930
1990	6W	65	97	.401	-26.0	162	.250	4.58	.974	Russ Nixon (25-40) Bobby Cox (40-57)	980,129
1991	1W#	94	68	.580	+1.0	141	.258	3.49	.978	Bobby Cox	2,140,217
1992	1W#	98	64	.605	+8.0	138	.254	3.14	.982	Bobby Cox	3,077,400
1993	1W	104	58	.642	+1.0	169	.262	3.14	.983	Bobby Cox	3,884,720
1994	2E\$	68	46	.596	-6.0	137	.267	3.57	.982	Bobby Cox	2,539,240
1995	1E#t	90	54	.625	+21.0	168	.250	3.44	.982	Bobby Cox	2,561,831
1996	1E#	96	66	.593	+8.0	197	.270	3.52	.980	Bobby Cox	2,901,242
1997	1E	101	61	.623	+9.0	174	.270	3.18	.982	Bobby Cox	3,464,488
1998	1E	106	56	.654	+18.0	215	.272	3.25	.985	Bobby Cox	3,361,350
1999	1E#	103	59	.636	+6.5	197	.266	3.63	.982	Bobby Cox	3,284,897
2000	1E	95	67	.586	+1.0	179	.271	4.06	.979	Bobby Cox	3,234,301
2001	1E	88	74	.543	+2.0	174	.260	3.59	.983	Bobby Cox	2,823,494
2002*	1E	101	59	.631	+19.0	164	.260	3.13	.982	Bobby Cox	2,603,484
2003	1E	101	61	.623	+10.0	235	.284	4.10	.981	Bobby Cox	2,401,084
2004	1E	96	66	.593	+10.0	178	.270	3.74	.981	Bobby Cox	2,322,565
2005	1E	90	72	.556	+2.0	184	.265	3.98	.986	Bobby Cox	2,521,167
2006	3E	79	83	.488	-18.0	222	.270	4.60	.984	Bobby Cox	2,550,524
2007	3E	84	78	.519	-5.0	176	.275	4.11	.983	Bobby Cox	2,745,210
2008	4E	72	90	.444	-20.0	130	.270	4.46	.983	Bobby Cox	2,532,834
2009	3E	86	76	.531	-6.0	149	.263	3.57	.985	Bobby Cox	2,373,631
2010	2E+	91	71	.562	-6.0	139	.258	3.56	.980	Bobby Cox	2,510,119
2011	2E	89	73	.549	-13.0	173	.243	3.48	.987	Fredi Gonzalez	2,372,940
2012	2E+	94	68	.580	-4.0	149	.247	3.42	.986	Fredi Gonzalez	2,420,171
2013	1E	96	66	.593	+10.0	181	.249	3.18	.986	Fredi Gonzalez	2,548,679
2014	2E	79	83	.488	-17.0	123	.241	3.38	.986	Fredi Gonzalez	2,354,305
2015	4E	67	95	.414	-23.0	100	.251	4.41	.933	Fredi Gonzalez	2,001,392
2016	5E	68	93	.422	-26.5	122	.255	4.51	.960	Fredi Gonzalez (9-28) Brian Snitker (59-65)	2,020,914
2017	3E	72	90	.444	-25.0	165	.263	4.72	.984	Brian Snitker	2,505,297
2018	1E	90	72	.556	+8.0	175	.257	3.75	.949	Brian Snitker	2,555,782

* Also tied one game.

t World Champions; # National League Champions; + Wild Card.

W West Division; E East Division.

@ Start of Divisional Play; \$ Start of Three Division Play; Season ended with players' strike on August 12.

BRAVES CLINCH DATES

Year	Division	Date Clinched	Games Played* (Record)	Final Record	Final Games Ahead
1969	West	September 30	161 (93-68)	93-69	3.0
1982	West	October 3	162 (89-73)	89-73	1.0
1991	West	October 5	161 (94-67)	94-68	1.0
1992	West	September 29	156 (94-62)	98-64	8.0
1993	West	October 3	162 (104-58)	104-58	1.0
1995	East	September 13	129 (81-48)	90-54	21.0
1996	East	September 22	155 (93-62)	96-66	8.0
1997	East	September 22	156 (98-58)	101-61	9.0
1998	East	September 14	151 (96-55)	106-56	18.0
1999	East	September 26	156 (99-57)	103-59	6.5
2000	East	September 26	157 (94-63)	95-67	1.0
2001	East	October 5	160 (87-73)	88-74	2.0
2002	East	September 9	142 (90-51)	101-59	19.0
2003	East	September 18	153 (95-58)	101-61	10.0
2004	East	September 24	154 (90-64)	96-66	10.0
2005	East	September 27	158 (90-68)	90-72	2.0
2010	Wild Card	October 3	162 (91-71)	91-71	1.0
2012	Wild Card	September 26	154 (89-65)	94-68	6.0
2013	East	September 22	155 (92-63)	96-66	10.0
2018	East	September 22	155 (87-68)	90-72	8.0

*Games completed and record at the end of play on "clinch day."

NATIONAL LEAGUE PENNANT WINNERS

Year	Record	Manager	Year	Record	Manager
1877	42-18	Harry Wright	1948	91-62	Billy Southworth
1878	41-19	Harry Wright	1957	95-59	Fred Haney
1883	63-35	Jack Burdock, John Morrill	1958	92-62	Fred Haney
1891	87-51	Frank Selee	1991	94-68	Bobby Cox
1892	102-48	Frank Selee	1992	98-64	Bobby Cox
1893	86-43	Frank Selee	1995	90-54	Bobby Cox
1897	93-39	Frank Selee	1996	96-66	Bobby Cox
1898	102-47	Frank Selee	1999	103-59	Bobby Cox
1914	94-59	George Stallings			

BRAVES WINNINGEST MANAGERS

Below is a list of the top 10 winningest managers by total wins in franchise history.

Manager	Years	Games	Wins	Losses	Ties	Pct.
Bobby Cox	1978-81, 1990-2010	3,860	2,149	1,709	2	.557
Frank Selee	1890-1901	1,677	1,004	649	24	.607
George Stallings	1913-20	1,202	579	597	26	.492
Bill McKechnie	1930-37	1,235	560	666	9	.457
Fredi Gonzalez	2011-16	847	434	413	0	.512
Billy Southworth	1946-51	789	424	358	7	.542
Luman Harris	1968-72	754	379	373	2	.504
Casey Stengel	1938-43	870	373	491	6	.432
Fred Haney	1956-59	575	341	231	3	.596
Charlie Grimm	1952-56	631	341	285	5	.545

BRAVES IN THE WORLD SERIES

1914 WORLD SERIES

BOSTON 4, PHILADELPHIA 0

Manager George Stallings' "Miracle Braves," who climbed out of the cellar in July to win the pennant, swept Connie Mack's great Philadelphia Athletics in four games. The Braves were built around the pitching trio of Dick Rudolph, Bill James and George Tyler and the second base combination of

Johnny Evers and Rabbit Maranville. Catcher Hank Gowdy, who batted .243 for the season, had a .545 average for the Series, including a homer, triple, three doubles and a single.

Game 1 - Friday, October 9

Boston 0 2 0 0 1 3 0 1 0 - 7 11 2
Phila. 0 1 0 0 0 0 0 0 0 - 1 5 0

W: Rudolph L: Bender T: 1:58 Att: 20,562

Game 2 - Saturday, October 10

Boston 0 0 0 0 0 0 0 0 1 - 1 7 1
Phila. 0 0 0 0 0 0 0 0 0 - 0 2 1

W: James L: Plank T: 1:56 Att: 20,562

Game 3 - Monday, October 12

Phila. 1 0 0 1 0 0 0 0 0 2 0 0 - 4 8 2
Boston 0 1 0 1 0 0 0 0 0 2 0 1 - 5 9 1

W: James L: Bush T: 3:06 Att: 35,520

Game 4 - Tuesday, October 13

Phila. 0 0 0 0 1 0 0 0 0 - 1 7 0
Boston 0 0 0 1 2 0 0 0 x - 3 6 0

W: Rudolph L: Shawkey T: 1:49 Att: 34,365

1948 WORLD SERIES

CLEVELAND 4, BOSTON 2

The Braves, under manager Billy Southworth, won their first National League pennant in 34 years, but lost in the World Series to Lou Boudreau and the Indians. Gene Bearden, a Navy veteran of World War II, was Cleveland's pitching hero. Bob Feller

allowed Boston only two hits in the opening game but lost it to Johnny Sain, 1-0. Boston's only other victory was in Game 5, 11-5, as Bob Elliott smashed successive home runs off Feller.

Game 1 - Wednesday, October 6

Cleve. 0 0 0 0 0 0 0 0 0 - 0 4 0
Boston 0 0 0 0 0 0 0 1 x - 1 2 2

W: Sain L: Feller T: 1:42 Att: 40,135

Game 2 - Thursday, October 7

Cleve. 0 0 0 2 1 0 0 0 1 - 4 8 1
Boston 1 0 0 0 0 0 0 0 0 - 1 8 3

W: Lemon L: Spahn T: 2:14 Att: 39,633

Game 3 - Friday, October 8

Boston 0 0 0 0 0 0 0 0 0 - 0 5 1
Cleve. 0 0 1 1 0 0 0 0 x - 2 5 0

W: Bearden L: Bickford T: 1:35 Att: 70,306

Game 4 - Saturday, October 9

Boston 0 0 0 0 0 0 1 0 0 - 1 7 0
Cleve. 1 0 1 0 0 0 0 0 0 - 2 5 0

W: Gromek L: Sain T: 1:31 Att: 81,897

Game 5 - Sunday, October 10

Boston 3 0 1 0 0 1 6 0 0 - 11 12 0
Cleve. 1 0 0 4 0 0 0 0 0 - 5 6 2

W: Spahn L: Feller T: 2:39 Att: 86,288

Game 6 - Monday, October 11

Cleve. 0 0 1 0 0 2 0 1 0 - 4 10 0
Boston 0 0 0 1 0 0 0 2 0 - 3 9 0

W: Lemon L: Voiselle T: 2:17 Att: 40,103



Johnny Evers chats with the umpires during the 1914 World Series.

1957 WORLD SERIES

MILWAUKEE 4, NEW YORK 3

Sensational Lew Burdette had three victories and pitched 24 consecutive scoreless innings to defeat a New York team that was making its eighth Series appearance in nine years under the leadership of Casey Stengel. Warren Spahn was the winning pitcher in Milwaukee's other victory.

Game 1 - Wednesday, October 2

Milwaukee 0 0 0 0 0 0 1 0 0 - 1 5 0
New York 0 0 0 0 1 2 0 0 x - 3 9 1

W: Ford L: Spahn T: 2:10 Att: 69,476

Game 2 - Thursday, October 3

Milwaukee 0 1 1 2 0 0 0 0 0 - 4 8 0
New York 0 1 1 0 0 0 0 0 0 - 2 7 2

W: Burdette L: Shantz T: 2:26 Att: 65,202

Game 3 - Saturday, October 5

New York 3 0 2 2 0 0 5 0 0 - 12 9 0
Milwaukee 0 1 0 0 2 0 0 0 0 - 3 8 1

W: Larsen L: Buhl T: 3:18 Att: 45,804

Game 4 - Sunday, October 6

New York 1 0 0 0 0 0 0 0 3 1 - 5 11 0
Milwaukee 0 0 0 4 0 0 0 0 0 3 - 7 7 0

W: Spahn L: Grim T: 2:31 Att: 45,804

Eddie Mathews' 10th-inning homer won the fourth game after the famous Nippy Jones shoe polish incident. Burdette started the seventh and final game after Spahn was felled by the flu, and with only two days' rest, pitched a 5-0 shutout.

Game 5 - Monday, October 7

New York 0 0 0 0 0 0 0 0 0 - 0 7 0
Milwaukee 0 0 0 0 0 1 0 0 x - 1 6 1

W: Burdette L: Ford T: 2:00 Att: 45,811

Game 6 - Wednesday, October 9

Milwaukee 0 0 0 0 1 0 1 0 0 - 2 4 0
New York 0 0 2 0 0 0 1 0 x - 3 7 0

W: Turley L: Johnson T: 2:09 Att: 61,408

Game 7 - Thursday, October 10

Milwaukee 0 0 4 0 0 0 0 1 0 - 5 9 1
New York 0 0 0 0 0 0 0 0 0 - 0 7 3

W: Burdette L: Larsen T: 2:34 Att: 61,207

1958 WORLD SERIES

NEW YORK 4, MILWAUKEE 3

The Yankees, gaining revenge for their defeat the previous year, carried the Series to seven games and then won one of their greatest triumphs in Series play. They became only the second team in history to come back from a three-games-to-one

deficit and win the Fall Classic. Hank Bauer led the Yankees with 10 hits and eight RBI, while pitcher Bob Turley won the fifth game, saved the sixth and won the seventh. Warren Spahn won two games and Lew Burdette one for the Braves.

Game 1 - Wednesday, October 1

New York 0 0 0 1 2 0 0 0 0 0 - 3 8 1
Milwaukee 0 0 0 2 0 0 0 1 0 1 - 4 10 0

W: Spahn L: Duren T: 2:10 Att: 46,367

Game 2 - Thursday, October 2

New York 1 0 0 1 0 0 0 0 3 - 5 7 0
Milwaukee 7 1 0 0 0 0 2 3 x - 13 15 1

W: Burdette L: Turley T: 2:43 Att: 46,367

Game 3 - Saturday, October 4

Milwaukee 0 0 0 0 0 0 0 0 0 - 0 6 0
New York 0 0 0 0 2 0 2 0 x - 4 4 0

W: Larsen L: Rush T: 2:42 Att: 71,599

Game 4 - Sunday, October 5

Milwaukee 0 0 0 0 0 1 1 1 0 - 3 9 0
New York 0 0 0 0 0 0 0 0 0 - 0 2 1

W: Spahn L: Ford T: 2:17 Att: 71,563

Game 5 - Monday, October 6

Milwaukee 0 0 0 0 0 0 0 0 0 - 0 5 0
New York 0 0 1 0 0 6 0 0 x - 7 10 1

W: Turley L: Burdette T: 2:19 Att: 65,279

Game 6 - Wednesday, October 8

New York 1 0 0 0 0 1 0 0 0 2 - 4 10 1
Milwaukee 1 1 0 0 0 0 0 0 1 - 3 10 4

W: Duren L: Spahn T: 3:07 Att: 46,367

Game 7 - Thursday, October 9

New York 0 2 0 0 0 0 0 4 0 - 6 8 0
Milwaukee 1 0 0 0 0 1 0 0 0 - 2 5 2

W: Turley L: Burdette T: 2:31 Att: 46,367

1991 WORLD SERIES

MINNESOTA 4, ATLANTA 3

After completing their unprecedented ascents from last place in 1990 to the World Series in 1991, the Braves and Twins staged a Fall Classic epic. Four of the last five games were decided on the final pitch and five by one run, with three games going into extra innings. The Twins captured the first two contests at home before the Braves roared back, sweeping three games in Atlanta. Braves consensus MVP Mark Lemke was the catalyst, as

Game 1 - Saturday, October 19

Atlanta 0 0 0 0 0 1 0 1 0 - 2 6 1
 Minnesota 0 0 1 0 3 1 0 0 x - 5 9 1

W: Morris L: Leibrandt S: Aguilera T: 3:00 Att: 55,108

Game 2 - Sunday, October 20

Atlanta 0 1 0 0 1 0 0 0 0 - 2 8 1
 Minnesota 2 0 0 0 0 0 0 1 x - 3 4 1

W: Tapani L: Glavine S: Aguilera T: 2:37 Att: 55,145

Game 3 - Tuesday, October 22

Minnesota 1 0 0 0 0 0 1 2 0 0 0 0 - 4 10 1
 Atlanta 0 1 0 1 2 0 0 0 0 0 0 1 - 5 8 2

W: Clancy L: Aguilera T: 4:04 Att: 50,878

he singled in the game-winning run in Game 3, scored the game-winner in Game 4 and tripled twice in Game 5 on the way to a .417 Series batting average. Lonnie Smith became the first NL player in Series history to homer in three straight games. The Braves returned to Minnesota needing just one win, but Kirby Puckett and Series MVP Jack Morris led the Twins to consecutive wins and the championship.

Game 4 - Wednesday, October 23

Minnesota 0 1 0 0 0 0 1 0 0 - 2 7 0
 Atlanta 0 0 1 0 0 0 1 0 1 - 3 8 0

W: Stanton L: Guthrie T: 2:57 Att: 50,878

Game 5 - Thursday, October 24

Minnesota 0 0 0 0 0 3 0 1 1 - 5 7 1
 Atlanta 0 0 0 4 1 0 6 3 x - 14 17 1

W: Glavine L: Tapani T: 2:59 Att: 50,878

Game 6 - Saturday, October 26

Atlanta 0 0 0 0 2 0 0 1 0 0 0 0 - 3 9 0
 Minnesota 2 0 0 0 1 0 0 0 0 0 0 1 - 4 9 1

W: Aguilera L: Leibrandt T: 3:36 Att: 55,155

Game 7 - Sunday, October 27

Atlanta 0 0 0 0 0 0 0 0 0 0 - 0 7 0
 Minnesota 0 0 0 0 0 0 0 0 0 1 - 1 5 2

W: Morris L: Pena T: 3:23 Att: 55,118

1992 WORLD SERIES

TORONTO 4, ATLANTA 2

The Braves literally became "America's Team" as they met the Toronto Blue Jays in the first International World Series, with the Jays winning in six games. Atlanta suffered four one-run defeats, giving the Braves seven consecutive one-run losses in World Series play, dating to Game 5 of the 1991 series. The Braves began the Series in positive fashion, beating '91 Series nemesis Jack Morris in the opener, 3-1, behind Damon Berryhill's sixth-inning, three-run homer and complete game, four-hitter by Tom Glavine. Toronto answered back in Game 2 with a comeback 5-4 win, sparked

by a ninth-inning, pinch-hit homer by Ed Sprague. The Jays limited the Braves to a total of four runs over Games 3 and 4, giving the Jays a commanding three-games-to-one lead. Lonnie Smith's grand slam sparked a 7-2 win in Game 5 to keep the Braves' hopes alive. In Atlanta, the Braves were able to tie Game 6 in the bottom of the ninth on an Otis Nixon single, but the Jays prevailed, 4-3 in 11 innings, leaving the Braves as runners-up for the second consecutive year. Deion Sanders starred for the Braves, hitting .533 (8-for-15) with five stolen bases.

Game 1 - Saturday, October 17

Toronto 0 0 0 1 0 0 0 0 0 0 - 1 4 0
 Atlanta 0 0 0 0 0 3 0 0 x - 3 4 0

W: Glavine L: Morris T: 2:37 Att: 51,673

Game 2 - Sunday, October 18

Toronto 0 0 0 0 2 0 0 1 2 - 5 9 2
 Atlanta 0 1 0 1 2 0 0 0 0 0 - 4 5 1

W: Ward L: Reardon S: Henke T: 3:30 Att: 51,763

Game 3 - Tuesday, October 20

Atlanta 0 0 0 0 0 1 0 1 0 - 2 9 0
 Toronto 0 0 0 1 0 0 0 1 1 - 3 6 1

W: Ward L: Avery T: 2:49 Att: 51,813

Game 4 - Wednesday, October 21

Atlanta 0 0 0 0 0 1 0 1 0 - 2 9 0
 Toronto 0 0 0 1 0 0 0 1 1 - 3 6 1

W: Ward L: Avery T: 2:49 Att: 51,813

Game 5 - Thursday, October 22

Atlanta 1 0 0 1 5 0 0 0 0 - 7 13 0
 Toronto 0 1 0 1 0 0 0 0 0 - 2 6 0

W: Smoltz L: Morris S: Stanton T: 3:05 Att: 50,878

Game 6 - Saturday, October 24

Toronto 1 0 0 1 0 0 0 0 0 2 - 4 14 1
 Atlanta 0 0 1 0 0 0 0 0 1 0 1 - 3 8 1

W: Key L: Leibrandt S: Timlin T: 4:07 Att: 51,673

1995 WORLD SERIES

ATLANTA 4, CLEVELAND 2

The Braves captured Atlanta's first championship in a major professional sport by defeating 100-game winner Cleveland in six games. Atlanta's pitching held the American League hitting leaders to a .179 batting average. Tom Glavine earned MVP honors as he notched wins in Game 2 and the decisive Game 6, allowing two earned runs and striking out 11 in 14 innings. The Braves captured Game 1 of the series at home, 3-2, behind Greg Maddux's two-hitter, Fred McGriff's homer in his first World Series at-bat and a Rafael Belliard suicide squeeze bunt. In Game 2 Glavine picked up a 4-3 win as catcher Javy Lopez slugged a game-deciding two-run homer. Cleveland took Game 3 at home, 7-6, in 11 innings, with John Smoltz lasting only 2.1 innings. After falling to Atlanta in Game 4, 5-2, behind a fine pitching effort by Steve Avery, the Indians avoided elimination at home by defeating Maddux, 5-4, in Game 5. The Braves won their first World Series in three tries since moving to Atlanta by winning Game 6, 1-0, behind Glavine's superb one-hit, eight-inning performance. David Justice provided the offense with a dramatic homer to right field in the sixth inning, and Mark Wohlers nailed down the save, his second of the series. Marquis Grissom collected nine hits in the series, giving him a MLB-record 25 for the postseason (11 Division Series, 5 NLCS). Grissom hit safely in all 14 postseason contests, the longest streak ever in one postseason. Third baseman Chipper Jones finished the postseason 19-for-53 (.358, 3 HR), setting a major league record for postseason hits by a rookie.

Ryan Klesko became the first player ever to homer in three straight World Series road games. It was the third World Championship in the history of the franchise, making the Braves the first team in history to win world titles in three different cities, the '95 Braves joining their predecessors in Boston (1914) and Milwaukee (1957).

Game 1 - Saturday, October 21

Cleveland	1	0	0	0	0	0	0	1	-	2	2	0	
Atlanta	0	1	0	0	0	0	2	0	x	-	3	3	2

W: Maddux L: Hershiser T: 2:37 Att: 51,876

Game 2 - Sunday, October 22

Cleveland	0	2	0	0	0	0	1	0	0	-	3	6	2
Atlanta	0	0	2	0	0	2	0	0	x	-	4	9	2

W: Glavine L: Martinez S: Wohlers T: 3:17 Att: 51,877

Game 3 - Tuesday, October 24

Atlanta	1	0	0	0	0	1	1	3	0	0	0	-	6	12	1
Cleveland	2	0	2	0	0	1	1	0	0	0	1	-	7	12	2

W: Mesa L: Pena T: 4:09 Att: 43,584

Game 4 - Wednesday, October 25

Atlanta	0	0	0	0	0	1	3	0	1	-	5	11	1
Cleveland	0	0	0	0	0	1	0	0	1	-	2	6	0

W: Avery L: Hill S: Borbon T: 3:14 Att: 43,578

Game 5 - Thursday, October 26

Atlanta	0	0	0	1	1	0	0	0	2	-	4	7	0
Cleveland	2	0	0	0	0	2	0	1	x	-	5	8	1

W: Hershiser L: Maddux S: Mesa T: 2:33 Att: 43,595

Game 6 - Saturday, October 28

Cleveland	0	0	0	0	0	0	0	0	0	-	0	1	1
Atlanta	0	0	0	0	0	1	0	0	x	-	1	6	0

W: Glavine L: Poole S: Wohlers T: 3:36 Att: 51,875



The Braves celebrate after winning the 1995 World Series in six games over Cleveland.

1996 WORLD SERIES

NEW YORK 4, ATLANTA 2

All signs pointed towards a second straight World Championship for the Braves as Atlanta captured the first two games in Yankee Stadium, but an inspired New York team rallied to win the last four contests and the title. Andruw Jones became an immediate World Series legend as he homered in his first two at-bats in Game 1 (3-for-4, 2 HR, 5 RBI), leading the Braves to a 12-1 triumph. Oakland's Gene Tenace (1972) is the only other player to perform that feat. At 19 years, 6 months and 28 days, Jones became the youngest player ever to homer in a Fall Classic. Greg Maddux shut down the Yankees in Game 2, 4-0, allowing only six hits and no walks in 8.0 innings. Of the 24 outs recorded by Maddux, two were strikeouts and 21 others came on ground balls. Fred McGriff had three RBI in Game 2, after getting two in Game 1, to give him 15 RBI for the postseason, a new major league mark. He finished with 16 RBI in the postseason. Including the final three victories over the Cardinals in the LCS, Atlanta had outscored its opponents, 48-2, in its last five games. In Atlanta, the Yankees' Bernie Williams broke a 1-1 tie with a two-run homer in the eighth inning of Game 3, leading New York to a 5-2 win. In Game 4, the Braves held a 6-0 lead entering the 6th inning, but three in half. Still, the Braves held a 6-3 lead in the eighth, when New York's Jim Leyritz reached Mark Wohlers for a three-run homer to tie the game at 6-6. Two 10th-inning runs by the Yankees proved decisive, and the Series was knotted at two games each after the longest game by time (4 hours, 17 minutes) in World Series history. The final game ever played in Atlanta-Fulton County Stadium saw New York's Andy Pettitte outduel John Smoltz 1-0 in Game 5, with the only score coming on a fourth-inning unearned run.

The Series returned to New York, where the Yankees wrapped up the championship by tagging Maddux for three runs in the third in their 3-2 victory. The Braves lost the Series despite standout performances by their top three starting pitchers (Smoltz: 0.64 ERA; Maddux: 1.72 ERA; Glavine: 1.29 ERA), and individual heroics on offense by Marquis Grissom (.444 BA) and Andruw Jones (.400 BA).

Game 1 - Sunday, October 20

Atlanta	0	2	6	0	1	3	0	0	0	-	12	13	0
New York	0	0	0	0	1	0	0	0	0	-	1	4	1

W: Smoltz L: Pettitte T: 3:02 Att: 56,365

Game 2 - Monday, October 21

Atlanta	1	0	1	0	1	1	0	0	0	-	4	10	0
New York	0	0	0	0	0	0	0	0	0	-	0	7	1

W: Maddux L: Key T: 2:44 Att: 56,340

Game 3 - Tuesday, October 22

New York	1	0	0	1	0	0	0	3	0	-	5	8	1
Atlanta	0	0	0	0	0	1	0	1	0	-	2	6	1

W: Cone L: Glavine S: Wetteland T: 3:22 Att: 51,843

Game 4 - Wednesday, October 23

New York	0	0	0	0	0	3	0	3	0	2	-	8	12
Atlanta	0	4	1	0	1	0	0	0	0	0	-	6	9

W: Lloyd L: Avery S: Wetteland T: 4:17 Att: 51,881

Game 5 - Thursday, October 24

New York	0	0	0	1	0	0	0	0	0	-	1	4	1
Atlanta	0	0	0	0	0	0	0	0	0	-	0	5	1

W: Pettitte L: Smoltz S: Wetteland T: 2:54 Att: 51,881

Game 6 - Saturday, October 26

Atlanta	0	0	0	1	0	0	0	0	1	-	2	8	0
New York	0	0	3	0	0	0	0	0	x	-	3	8	1

W: Key L: Maddux S: Wetteland T: 2:52 Att: 56,375



Fred McGriff and Javy Lopez greet Andruw Jones at home plate following the rookie's three-run homer in Game 1 of the 1996 World Series.

1999 WORLD SERIES

NEW YORK 4, ATLANTA 0

In a rematch of the 1996 World Series, the Braves were held to just nine runs in a four-game sweep by the Yankees. Greg Maddux carried a 1-0 lead into the eighth inning of Game 1, thanks to a Chipper Jones homer in the fourth, but the Yankees parlayed three hits, three walks and two errors into four runs for a 4-1 victory. Jones' homer was Atlanta's only hit in the contest until Bret Boone's ninth-inning single. After the offense's two-hit performance in Game 1, manager Bobby Cox shook up the lineup, inserting Ozzie Guillen, Keith Lockhart and Greg Myers, but were held scoreless until the ninth inning of a 7-2 loss. Kevin Millwood was tagged for five runs (four ER) on eight hits in only 2.0 IP, marking his shortest outing of the season. A change of venue initially aided the offense in Game 3 at New York, as Bret Boone stroked three doubles in the first four innings to lead the Braves to a 5-1 lead.

A flu-weakened Tom Glavine allowed solo homers to Chad Curtis in the fifth and Tino Martinez in the seventh to narrow Atlanta's lead to 5-3, before the Yankees tied the score at 5-5 in the eighth on a two-run homer by Chuck Knoblauch, knocking Glavine out of the game. A scoreless ninth sent the contest into extra frames, with Curtis striking again, this time belting a leadoff homer off Mike Remlinger to give the Yankees their third straight win. The Braves, despite collecting 14 hits, were blanked over the final six innings. In Game 4, Roger Clemens shutout Atlanta over the first seven innings and the Yankees' three-run third proved decisive in the 4-1 finale. John Smoltz provided a stellar effort (7.0 IP, 5 H, 3 R, 3 BB, 11 K), but couldn't prevent the Braves' eighth straight loss in the World Series, dating back to Game 3 of the 1996 Fall Classic.

Game 1 - Saturday, October 23

New York 0 0 0 0 0 0 0 4 0 - 4 6 0
Atlanta 0 0 0 1 0 0 0 0 0 - 1 2 1

W: Hernandez L: Maddux S: Rivera T: 2:57 Att: 51,342

Game 2 - Sunday, October 24

New York 3 0 2 1 1 0 0 0 0 - 7 14 1
Atlanta 0 0 0 0 0 0 0 0 2 - 2 5 1

W: Cone L: Millwood T: 3:14 Att: 51,226

Game 3 - Tuesday, October 26

Atlanta 1 0 3 1 0 0 0 0 0 0 - 5 14 1
New York 1 0 0 0 1 0 1 2 0 1 - 6 9 0

W: Rivera L: Remlinger T: 3:16 Att: 56,794

Game 4 - Wednesday, October 27

Atlanta 0 0 0 0 0 0 0 1 0 - 1 5 0
New York 0 0 3 0 0 0 0 1 x - 4 8 0

W: Clemens L: Smoltz S: Rivera T: 2:58 Att: 56,752



Fans stand and cheer prior to Game 1 of the 1999 World Series.

BRAVES WORLD SERIES HOME RUNS

The Braves have hit a total of 40 home runs in World Series play. Below is the homer-by-listing, with player, opposing pitcher, site, inning and men on base:

Date	Game No.	Player	Pitcher, Team	Site	Inn.	On
10/12/1914	2	Hank Gowdy	Bullet Joe Bush, PHA	BSN	10	0
10/09/1948	4	Marv Rickert	Steve Gromek, CLE	CLE	7	0
10/10/1948	5	Bob Elliott	Bob Feller, CLE	CLE	1	2
10/10/1948	5	Bob Elliott	Bob Feller, CLE	CLE	3	0
10/10/1948	5	Bill Salkeld	Bob Feller, CLE	CLE	6	0
10/03/1957	2	Johnny Logan	Bobby Shantz, NYY	NYA	3	0
10/05/1957	3	Hank Aaron	Don Larsen, NYY	MIL	5	1
10/06/1957	4	Hank Aaron	Tom Sturdivant, NYY	MIL	4	2
10/06/1957	4	Frank Torre	Tom Sturdivant, NYY	MIL	4	0
10/06/1957	4	Eddie Mathews	Bob Grim, NYY	MIL	10	2
10/09/1957	6	Frank Torre	Bob Turley, NYY	NYA	5	0
10/09/1957	6	Hank Aaron	Bob Turley, NYY	NYA	7	0
10/10/1957	7	Del Crandall	Tommy Byrne, NYY	NYA	8	0
10/02/1958	2	Bill Bruton	Bob Turley, NYY	MIL	1	0
10/02/1958	2	Lew Burdette	Duke Maas, NYY	MIL	1	2
10/09/1958	7	Del Crandall	Bob Turley, NYY	MIL	6	0
10/22/1991	3	David Justice	Scott Erickson, MIN	ATL	4	0
10/22/1991	3	Lonnie Smith	Scott Erickson, MIN	ATL	5	0
10/23/1991	4	Terry Pendleton	Jack Morris, MIN	ATL	3	0
10/23/1991	4	Lonnie Smith	Carl Willis, MIN	ATL	7	0
10/24/1991	5	David Justice	Kevin Tapani, MIN	ATL	4	1
10/24/1991	5	Lonnie Smith	David West, MIN	ATL	7	0
10/24/1991	5	Brian Hunter	Carl Willis, MIN	ATL	8	0
10/26/1991	6	Terry Pendleton	Scott Erickson, MIN	MIN	5	1
10/17/1992	1	Damon Berryhill	Jack Morris, TOR	ATL	6	2
10/22/1992	5	David Justice	Jack Morris, TOR	TOR	4	0
10/22/1992	5	Lonnie Smith	Jack Morris, TOR	TOR	5	3
10/21/1995	1	Fred McGriff	Orel Hershiser, CLE	ATL	2	0
10/22/1995	2	Javy Lopez	Dennis Martinez, CLE	ATL	6	1
10/24/1995	3	Fred McGriff	Charles Nagy, CLE	CLE	6	0
10/24/1995	3	Ryan Klesko	Charles Nagy, CLE	CLE	7	0
10/25/1995	4	Ryan Klesko	Ken Hill, CLE	CLE	6	0
10/26/1995	5	Luis Polonia	Orel Hershiser, CLE	CLE	4	0
10/26/1995	5	Ryan Klesko	Jose Mesa, CLE	CLE	9	1
10/28/1995	6	David Justice	Jim Poole, CLE	ATL	6	0
10/20/1996	1	Andruw Jones	Andy Pettitte, NYY	NYA	2	1
10/20/1996	1	Andruw Jones	Brian Boehringer, NYY	NYA	3	2
10/20/1996	1	Fred McGriff	Brian Boehringer, NYY	NYA	5	0
10/23/1996	4	Fred McGriff	Kenny Rogers, NYY	ATL	2	0
10/23/1999	1	Chipper Jones	Orlando Hernandez, NYY	ATL	4	0

Information courtesy of David Vincent, SABR



Andruw Jones hits one of his two Game 1 home runs in the 1996 World Series.

BRAVES IN THE LEAGUE CHAMPIONSHIP SERIES

1969 LEAGUE CHAMPIONSHIP SERIES

NEW YORK 3, ATLANTA 0

In the first season of divisional play, Atlanta became the first Western Division champion by winning 77 percent of its games in September, finishing the year with a 93-69 record. New York then swept the three-game Championship Series from the Braves.

Game 1 - Saturday, October 3

New York	0	2	0	2	0	0	0	5	0	-	9	10	1
Atlanta	0	1	2	0	1	0	1	0	0	-	5	10	2

W: Seaver L: Niekro S: Taylor T: 2:37 Att: 50,122

Game 2 - Sunday, October 5

New York	1	3	2	2	1	0	2	0	0	-	11	13	1
Atlanta	0	0	0	1	5	0	0	0	0	-	6	9	3

W: Taylor L: Reed S: McGraw T: 3:10 Att: 50,170

Game 3 - Monday, October 6

Atlanta	2	0	0	0	2	0	0	0	0	-	4	8	1
New York	0	0	1	2	3	1	0	0	x	-	7	14	0

W: Ryan L: Jarvis T: 2:24 Att: 53,195

1982 LEAGUE CHAMPIONSHIP SERIES

ST. LOUIS 3, ATLANTA 0

First-year manager Joe Torre got the Braves off to a Major League-record 13 consecutive wins at the start of the season en route to the club's first divisional title in 13 years. St. Louis swept the Braves in the LCS as Atlanta was outscored 17-5 and was held to just 15 hits in three games

Game 1 - Thursday, October 7

Atlanta	0	0	0	0	0	0	0	0	0	-	0	3	0
St. Louis	0	0	1	0	0	5	0	1	x	-	7	13	1

W: Forsch L: Pérez T: 2:25 Att: 53,008

Game 2 - Saturday, October 9

Atlanta	0	0	2	0	1	0	0	0	0	-	3	6	0
St. Louis	1	0	0	0	0	1	0	1	1	-	4	9	1

W: Sutter L: Garber T: 2:46 Att: 53,408

Game 3 - Sunday, October 10

St. Louis	0	4	0	0	1	0	0	0	1	-	6	12	0
Atlanta	0	0	0	0	0	2	0	0	0	-	2	6	1

W: Andujar L: Camp T: 2:51 Att: 52,173

1991 LEAGUE CHAMPIONSHIP SERIES

ATLANTA 4, PITTSBURGH 3

Led by the sensational pitching of Steve Avery and John Smoltz, Atlanta overcame a three-games-to-two deficit on the road and won its first-ever NL pennant. Avery landed MVP honors after setting an NLCS record with 16.1 scoreless innings while winning 1-0 decisions in Games 2 and 6; Smoltz fired a six-hit shutout in Game 7 in the Braves' 4-0 clincher. In the best pitching exhibition ever seen in NLCS play, Braves' hurlers held the Pirates scoreless the last 22 innings of the series, and the last 27 innings at Pittsburgh, on the way to a 1.57 series ERA against the league's top offense.

Game 1 - Wednesday, October 9

Atlanta	0	0	0	0	0	0	0	0	1	-	1	5	1
Pittsburgh	1	0	2	0	0	1	0	1	x	-	5	8	1

W: Drabek L: Glavine T: 2:52 Att: 57,347

Game 2 - Thursday, October 10

Atlanta	0	0	0	0	1	0	0	0	0	-	1	8	0
Pittsburgh	0	0	0	0	0	0	0	0	0	-	0	6	0

W: Avery L: Smith S: Pena T: 2:46 Att: 57,533

Game 3 - Saturday, October 12

Pittsburgh	1	0	0	1	0	0	1	0	0	-	3	10	2
Atlanta	4	1	1	0	0	0	1	3	x	-	10	11	0

W: Smoltz L: Smiley S: Pena T: 3:22 Att: 50,905

Game 4 - Sunday, October 13

Pittsburgh	0	1	0	0	1	0	0	0	0	1	-	3	11	1
Atlanta	2	0	0	0	0	0	0	0	0	0	-	2	7	1

W: Belinda L: Mercker T: 3:43 Att: 51,109

Game 5 - Monday, October 14

Pittsburgh	0	0	0	0	1	0	0	0	0	-	1	6	2
Atlanta	0	0	0	0	0	0	0	0	0	-	0	9	1

W: Smith L: Glavine S: Mason T: 2:51 Att: 51,109

Game 6 - Saturday, October 26

Atlanta	0	0	0	0	0	0	0	0	1	-	1	7	0
Pittsburgh	0	0	0	0	0	0	0	0	0	-	0	4	0

W: Avery L: Drabek S: Pena T: 3:09 Att: 54,508

Game 7 - Thursday, October 17

Atlanta	3	0	0	0	1	0	0	0	0	-	4	6	1
Pittsburgh	0	0	0	0	0	0	0	0	0	-	0	6	0

W: Smoltz L: Smiley T: 3:04 Att: 46,932

1992 LEAGUE CHAMPIONSHIP SERIES

ATLANTA 4, PITTSBURGH 3

Series MVP John Smoltz allowed one run on four hits over 8.0 innings in a 5-1 Braves win in the opener, and Ron Gant's grand slam highlighted a 13-5 pounding of the Pirates in Game 2. The Bucs captured Game 3, 3-2 behind Tim Wakefield's knuckleball, but Smoltz and the Braves won Game 4, 6-4. Pittsburgh evened the playoffs at three games each with 7-1 and 13-4 wins in the next two games, respectively, to set the stage for Game 7 drama. Francisco Cabrera's pinch-hit, two-out single in the bottom of the ninth scored the tying and winning runs in the Braves' miraculous 3-2 win. With their improbable ninth-inning comeback, climaxed by Cabrera's hit and Sid Bream's slide home, the Braves made history, becoming the first Major League team to win a decisive postseason game while trailing before the final pitch.

Game 1 - Tuesday, October 6

Pittsburgh	0	0	0	0	0	0	0	1	0	-	1	5	1
Atlanta	0	0	1	0	3	1	0	0	x	-	5	8	0

W: Smoltz L: Drabek T: 3:00 Att: 51,971

Game 2 - Wednesday, October 7

Pittsburgh	0	0	0	0	0	0	4	1	0	-	5	7	0
Atlanta	0	4	0	0	4	0	5	0	x	-	13	14	0

W: Avery L: Jackson T: 3:20 Att: 51,975

Game 3 - Friday, October 9

Atlanta	0	0	0	1	0	0	1	0	0	-	2	5	0
Pittsburgh	0	0	0	0	1	1	1	0	x	-	3	8	1

W: Wakefield L: Glavine T: 2:37 Att: 56,610

Game 4 - Saturday, October 10

Atlanta	0	2	0	0	2	2	0	0	0	-	6	11	1
Pittsburgh	0	2	1	0	0	0	1	0	0	-	4	6	1

W: Smoltz L: Drabek S: Reardon T: 3:10 Att: 57,164

Game 5 - Sunday, October 11

Atlanta	0	0	0	0	0	0	0	1	0	-	1	3	0
Pittsburgh	4	0	1	0	0	1	1	0	x	-	7	13	0

W: Walk L: Avery T: 2:52 Att: 52,929

Game 6 - Tuesday, October 13

Pittsburgh	0	8	0	0	4	1	0	0	0	-	13	13	1
Atlanta	0	0	0	1	0	0	1	0	2	-	4	9	1

W: Wakefield L: Glavine T: 2:50 Att: 51,975

Game 7 - Wednesday, October 14

Pittsburgh	1	0	0	0	0	1	0	0	0	-	2	7	1
Atlanta	0	0	0	0	0	0	0	0	3	-	3	7	0

W: Reardon L: Drabek T: 3:22 Att: 51,975

1993 LEAGUE CHAMPIONSHIP SERIES

PHILADELPHIA 4, ATLANTA 2

The Braves saw their two-year reign as National League champions come to an end when the Phillies prevailed in a six-game series. Atlanta rebounded from losing the opener and scored 23 runs over the next two games to take a two-games-to-one advantage. Danny Jackson outdueled John Smoltz in Game 4 to even the series at two games each. In Game 5, the Braves scored three runs in the bottom of the ninth to tie the contest, but Phillies' outfielder Lenny Dykstra hit a 10th-inning homer that gave the Phillies the victory and a one game lead as the series returned to Philadelphia. Atlanta's hopes for a seventh game were dashed in the first inning of Game 6, when Greg Maddux was hobbled after being struck by a Mickey Morandini line drive. The Phillies won the pennant with a 6-3 victory in Game 6. Fred McGriff led the Braves with a .435 series batting average.

Game 1 - Wednesday, October 6

Atlanta	0	0	1	1	0	0	0	1	0	-	3	9	0
Philadelphia	1	0	0	1	0	1	0	0	0	-	4	9	1

W: Williams L: McMichael T: 3:33 Att: 62,012

Game 2 - Thursday, October 7

Atlanta	2	0	6	0	1	0	0	4	1	-	14	16	0
Philadelphia	0	0	0	2	0	0	0	0	1	-	3	7	2

W: Maddux L: Greene T: 3:14 Att: 62,436

Game 3 - Saturday, October 9

Philadelphia	0	0	0	1	0	1	0	1	1	-	4	10	1
Atlanta	0	0	0	0	5	4	0	x	-	9	12	0	

W: Glavine L: Mulholland T: 2:44 Att: 52,032

Game 4 - Sunday, October 10

Philadelphia	0	0	0	2	0	0	0	0	0	-	2	8	1
Atlanta	0	1	0	0	0	0	0	0	0	-	1	10	1

W: Jackson L: Smoltz S: Williams T: 3:33 Att: 52,032

Game 5 - Monday, October 11

Philadelphia	1	0	0	1	0	0	0	0	1	-	4	6	1
Atlanta	0	0	0	0	0	0	0	3	0	-	3	7	1

W: Williams L: Wohlers S: Anderson T: 3:21 Att: 52,032

Game 6 - Tuesday, October 13

Atlanta	0	0	0	0	1	0	2	0	0	-	3	5	3
Philadelphia	0	0	2	0	2	2	0	0	x	-	6	7	1

W: Greene L: Maddux S: Williams T: 3:04 Att: 62,052

1995 LEAGUE CHAMPIONSHIP SERIES

ATLANTA 4, CINCINNATI 0

The Braves returned to the World Series for the third time in the last four Fall Classics by sweeping the Reds with the first four-game sweep in NLCS history. Atlanta won Game 1 at Cincinnati in 11 innings, 2-1, after rallying to tie the game in the top of the ninth. Series MVP Mike Devereaux, an August acquisition from the Chicago White Sox, provided the game-winning single in the 11th. Game 2 also was forced into extra frames as the Braves prevailed in 10, 6-2. Javy Lopez provided the finishing touches with a three-run home run in the 10th.

Game 1 - Tuesday, October 10

Atlanta	0	0	0	0	0	0	0	0	1	0	1	-	2	7	0
Cincinnati	0	0	0	1	0	0	0	0	0	0	0	-	1	9	1

W: Wohlers L: Jackson S: McMichael T: 3:18 Att: 40,382

Game 2 - Wednesday, October 11

Atlanta	1	0	0	1	0	0	0	0	4	-	6	11	1
Cincinnati	0	0	0	0	2	0	0	0	0	-	2	9	1

W: McMichael L: Portugal T: 3:26 Att: 44,624

Back in Atlanta, Greg Maddux held the Reds to one run over eight innings on the way to a 5-2 victory in Game 3. Rookie sensation Chipper Jones went 3-for-4 with a home run and two RBI, and catcher Charlie O'Brien also added a three-run homer. Starting pitcher Steve Avery nailed down the sweep in Game 4 by leading the Braves to a 6-0 shutout. Avery became the first pitcher in NLCS annals to start three shutouts (also Games 3 and 6 in 1991). Devereaux, forced into the starting lineup after an ailing knee sidelined right fielder David Justice, hit a three-run homer in the seventh inning.

Game 3 - Friday, October 13

Cincinnati	0	0	0	0	0	0	0	1	1	-	2	8	0
Atlanta	0	0	0	0	0	3	2	0	x	-	5	12	1

W: Maddux L: Wells T: 2:42 Att: 51,424

Game 4 - Saturday, October 14

Cincinnati	0	0	0	0	0	0	0	0	0	-	0	3	1
Atlanta	0	0	1	0	0	0	5	0	x	-	6	12	1

W: Avery L: Schourek T: 2:54 Att: 52,067

1996 LEAGUE CHAMPIONSHIP SERIES

ATLANTA 4, ST. LOUIS 3

The Braves became the first NL team to rebound from a three-games-to-one deficit in the LCS, crushing the Cardinals 32-1 over the final three games. Javy Lopez broke a Game 1 tie in the eighth with a bases-loaded, two-run single, giving the Braves a 4-2 win behind John Smoltz. Chipper Jones led the attack by going 4-for-4, and Mark Wohlers recorded his fourth save in the '96 postseason. The momentum in the series shifted in Game 2 when Gary Gaetti's seventh-inning grand slam off Greg Maddux helped the Cards to an 8-3 victory. In Game 3, Ron Gant homered twice to account for all the Cards' runs in a 3-2 win. In Game 4, Atlanta led 3-0 with two outs and no one on in the St. Louis seventh, but the Redbirds fought back to tie the score, then claimed the lead for good in the eighth on a solo shot by Brian Jordan. Facing elimination in Game 5, the Braves scored five first-inning runs in a 14-0 win, sending the series back to Atlanta. Lopez went 4-for-5 with two doubles and a homer, while Mark Lemke added four hits and Fred McGriff homered in the club's LCS-record 22-hit attack. In Game 6, Maddux blanked the Cardinals through seven innings en route to a 3-1 win. Mark Wohlers' eighth-inning wild pitch accounted for the only Cardinals run in the last three games. In Game 7 the outcome was never in doubt after the Braves scored six in the first, capped by Tom Glavine's three-run triple past a diving Gant. The 15-0 rout broke the Braves' own LCS record for runs in a game and sent Atlanta to its fourth World Series in the last five played. Lopez won MVP honors, batting .542 (13-for-24) with five doubles, two HRs and six RBI.

Game 1 - Wednesday, October 9

St. Louis	0	1	0	0	0	0	1	0	0	-	2	5	1
Atlanta	0	0	0	0	2	0	0	2	x	-	4	9	0

W: Smoltz L: Petkovsek S: Wohlers T: 2:35 Att: 48,686

Game 2 - Thursday, October 10

St. Louis	1	0	2	0	0	0	5	0	0	-	8	11	2
Atlanta	0	0	2	0	0	1	0	0	0	-	3	5	2

W: Stottlemire L: Maddux T: 2:53 Att: 52,067

Game 3 - Saturday, October 12

Atlanta	1	0	0	0	0	0	1	0	-	2	8	1	
St. Louis	2	0	0	0	1	0	0	0	x	-	3	7	0

W: Osborne L: Glavine T: 2:46 Att: 56,769

Game 4 - Sunday, October 13

Atlanta	0	1	0	0	0	2	0	0	0	-	3	9	1
St. Louis	0	0	0	0	0	0	3	1	x	-	4	5	0

W: Eckersley L: McMichael T: 3:17 Att: 56,764

Game 5 - Monday, October 14

Atlanta	5	2	0	3	1	0	0	1	2	-	14	22	0
St. Louis	0	0	0	0	0	0	0	0	0	-	0	7	0

W: Smoltz L: Stottlemire T: 2:57 Att: 56,782

Game 6 - Wednesday, October 16

St. Louis	0	0	0	0	0	0	1	0	-	1	6	1	
Atlanta	0	1	0	0	1	0	0	1	x	-	3	7	0

W: Maddux L: Al. Benes S: Wohlers T: 2:41 Att: 52,067

Game 7 - Thursday, October 17

St. Louis	0	0	0	0	0	0	0	0	0	-	0	4	2
Atlanta	6	0	0	4	0	3	2	0	x	-	15	17	0

W: Glavine L: Osborne T: 2:25 Att: 52,067

1997 LEAGUE CHAMPIONSHIP SERIES

FLORIDA 4, ATLANTA 2

The Braves, appearing in a record sixth straight LCS, were denied their third straight World Series berth when the Florida Marlins upended Atlanta in six games. Atlanta lost the series despite outhitting Florida .253 to .199. Greg Maddux, who allowed only one unearned run all season, took the loss in Game 1 when the Marlins reached him for five runs, all unearned, in a 5-3 loss. Tom Glavine combined with Mike Cather and Mark Wohlers to hold the Marlins to three hits in a 7-1 victory in Game 2, as Ryan Klesko and Chipper Jones both homered to lead the Braves' 13-hit attack. With the series shifting to Miami, the Marlins took a two-games-to-one advantage with a 5-2 triumph in Game 3, as Charles Johnson broke a 2-2 tie with a three-run double off John Smoltz in the sixth inning. Game 4 saw Denny Neagle blank the Marlins on four hits, 4-0, enabling the Braves to even the series 2-2. Combined with his 3.0 scoreless innings in relief in Game 1, Neagle pitched 12.0 innings of shutout ball in the NLCS, allowing only five hits. Liván Hernández gave the Marlins the upper hand with a complete-game, 2-1 victory in Game 5, allowing only three hits and notching a NLCS-record 15 strikeouts. The Marlins won the pennant when the series returned to Atlanta by taking a 7-4 decision in Game 6, sparked by a four-run first inning against Glavine. Keith Lockhart led the Braves by hitting .500 (8-for-16).

Game 1 - Tuesday, October 7

Florida 3 0 2 0 0 0 0 0 0 - 5 6 0
 Atlanta 1 0 1 0 0 1 0 0 0 - 3 5 2

W: Brown L: Maddux S: Nen T: 3:04 Att: 49,244

Game 2 - Wednesday, October 8

Florida 0 0 0 0 0 0 0 1 0 - 1 3 1
 Atlanta 3 0 2 0 0 0 2 0 x - 7 13 0

W: Glavine L: Fernandez T: 2:51 Att: 48,933

Game 3 - Friday, October 10

Atlanta 0 0 0 1 0 1 0 0 0 - 2 6 1
 Florida 0 0 0 1 0 4 0 0 x - 5 8 1

W: Hernandez L: Smoltz S: Nen T: 2:59 Att: 53,857

Game 4 - Saturday, October 11

Atlanta 1 0 1 0 2 0 0 0 0 - 4 11 0
 Florida 0 0 0 0 0 0 0 0 0 - 0 4 0

W: Neagle L: Leiter T: 2:40 Att: 54,890

Game 5 - Sunday, October 12

Atlanta 0 1 0 0 0 0 0 0 0 - 1 3 0
 Florida 1 0 0 0 0 0 1 0 x - 2 5 0

W: Hernandez L: Maddux T: 2:27 Att: 51,982

Game 6 - Tuesday, October 14

Florida 4 0 0 0 0 3 0 0 0 - 7 10 1
 Atlanta 1 2 0 0 0 0 0 0 1 - 4 11 1

W: Brown L: Glavine T: 3:10 Att: 50,446

BRAVES LCS HOME RUN LEADERS

The Braves have hit a total of 53 home runs in the National League Championship Series. Below is the list of 13 players who have hit two or more homers in NLCS play:

Rank	Player	NLCS Homers	Years
1.	Javy Lopez	5	'95, '96 (2), '98, '01
2.	Jeff Blauser	4	'92, '93 (2), '97
	Ryan Klesko	4	'96, '97 (2), '99
4.	Hank Aaron	3	'69 (3)
	David Justice	3	'91, '92 (2)
	Ron Gant	3	'91, '92 (2)
	Fred McGriff	3	'93, '96 (2)
	Chipper Jones	3	'95, '97 (2)
	Andruw Jones	3	'96, '98, '01
10.	Sid Bream	2	'91, '92
	Michael Tucker	2	'97, '98
	Eddie Pérez	2	'99 (2)
	Brian Jordan	2	'99 (2)

1998 LEAGUE CHAMPIONSHIP SERIES

SAN DIEGO 4, ATLANTA 2

Atlanta fought back from a three-games-to-none deficit, but fell short of an unprecedented comeback as the Padres prevailed in six games. The Braves entered the bottom of the ninth of Game 1 trailing 2-1, before tying the game against star closer Trevor Hoffman on Andruw Jones' sacrifice fly. Ken Caminiti responded in the top of the 10th with a solo shot off Kerry Ligtenberg, giving the Padres a 3-2 victory. Kevin Brown gave the Padres a spectacular effort in Game 2, holding the Braves to three singles in a 3-0 triumph, marking the first time since 1969 the Braves had dropped the first two games of an NLCS at home. Atlanta's offense didn't benefit immediately with the change of scenery as the series moved west, with San Diego taking a commanding lead with a 4-1 victory over a Braves squad that had managed only three runs over the first 28 innings of the series. Clutch hitting remained elusive, with the Braves loading the bases three times in Game 3 without managing to score in any of those opportunities. Atlanta appeared to be on the verge of being swept in Game 4 when, trailing 3-2 in the seventh inning, the offense finally awoke with a six-run outburst, with an Andres Galarraga grand slam capping the 8-3 win. The Braves repeated late-inning heroics in the eighth inning of Game 5 when Michael Tucker erased a 4-2 deficit with a three-run homer off Kevin Brown, who was appearing in a rare relief role for the Padres. Atlanta took a three-run lead into the bottom of the ninth, but a two-run homer by Padres' pinch-hitter Greg Myers sliced the margin to a single run. Greg Maddux came out to make his first relief appearance since 1987 and set the Padres down in order to register his first professional save. Upon return of the series to Atlanta, the offense once again went dormant, as LCS MVP Sterling Hitchcock and four relievers stopped the Braves in Game 6 on two hits, 5-0.

All the runs crossed the plate in the sixth inning, as Tom Glavine was victimized by three unearned runs. Failure to produce any type of offense at home sealed the Braves' fate, with the team being held to two runs in 28 innings at Turner Field. Padres hurlers held the Braves scoreless over the final 19 frames of the series.

Game 1 - Wednesday, October 7

San Diego 0 0 0 0 1 0 0 1 0 1 - 3 7 0
 Atlanta 0 0 1 0 0 0 0 0 1 0 - 2 8 3

W: Hoffman L: Ligtenberg S: Wall T: 3:27 Att: 42,117

Game 2 - Thursday, October 8

San Diego 0 0 0 0 0 1 0 0 2 - 3 11 0
 Atlanta 0 0 0 0 0 0 0 0 0 - 0 3 1

W: Brown L: Glavine T: 2:54 Att: 49,093

Game 3 - Saturday, October 10

Atlanta 0 0 1 0 0 0 0 0 0 - 1 8 2
 San Diego 0 0 0 0 2 0 0 2 x - 4 7 0

W: Hitchcock L: Maddux S: Hoffman T: 3:00 Att: 62,779

Game 4 - Sunday, October 11

Atlanta 0 0 0 1 0 1 6 0 0 - 8 12 0
 San Diego 0 0 2 0 0 1 0 0 0 - 3 8 0

W: Martinez L: Hamilton T: 2:58 Att: 65,042

Game 5 - Monday, October 12

Atlanta 0 0 0 1 0 1 0 5 0 - 7 14 1
 San Diego 2 0 0 0 0 2 0 0 2 - 6 10 1

W: Rocker L: Brown S: Maddux T: 3:17 Att: 58,988

Game 6 - Wednesday, October 14

San Diego 0 0 0 0 0 5 0 0 0 - 5 10 1
 Atlanta 0 0 0 0 0 0 0 0 0 - 0 2 1

W: Hitchcock L: Glavine T: 3:10 Att: 50,988



The Braves bench greets Andruw Jones after the outfielder scored a run in the 1998 NLCS.

1999 LEAGUE CHAMPIONSHIP SERIES

ATLANTA 4, NEW YORK 2

The Braves clinched their fifth NL pennant of the 1990s with an 11-inning, 10-9 triumph over the Mets in Game 6 in Atlanta. It concluded a thrilling series that first saw Atlanta come within four outs of a four-game sweep and would later see New York draw to within three outs of forcing a seventh game. Game 1 proved to be the only contest not decided by one run, with Greg Maddux (7.0 IP, 5 H, 1 R, 1 ER, 1 BB, 2 K) picking up the 4-2 victory and John Rocker recording the save. In Game 2, Brian Jordan and Eddie Pérez blasted two-run homers in the bottom of the sixth to turn a 2-0 deficit into a 4-2 lead that the Braves would never relinquish. Kevin Millwood supplied another strong effort (7.1 IP, 5 H, 3 R, 2 ER, 1 BB, 4 K), with Rocker coming on to douse an eighth-inning fire after the Mets posted an unearned run to make the score 4-3. With the tying run on second and one out, Rocker fanned John Olerud and Robin Ventura (sandwiching an intentional walk to Mike Piazza), and gave way in the ninth to John Smoltz, who fired a 1-2-3 frame to notch the save in his first major league relief outing. After the LCS shifted to New York, the Braves scored an unearned run in the first inning of Game 3, and watched Tom Glavine (7.0 IP, 7 H, 0 R, 1 BB, 8 K), Mike Remlinger and Rocker make it stand up in a 1-0 victory that gave the Braves a commanding three-game lead in the series. Game 4 saw the Braves carry a 2-1 lead into the bottom of the eighth, but Olerud's two-out, two-run single plated the tying and go-ahead runs, spoiling a superb outing by Smoltz (ND, 7.1 IP, 4 H, 2 R, 2 ER, 0 BB, 7 K). The Mets sent the series back to Atlanta after prevailing in a 15-inning marathon in Game 5, 4-3, which entered the record books as the longest game in terms of time in major league post-season history. The Braves took a 3-2 lead in the top of the 15th on a two-out RBI triple by Keith Lockhart, but saw the Mets — who hadn't scored since a two-run homer by Olerud in the first — rally for two runs in the bottom of the frame on a bases-loaded walk to Todd Pratt and a Ventura drive over the right field fence that was ruled an RBI single when he left the basepaths. It appeared as if the Braves had finally put the Mets away with a five-run first inning when the series returned to Atlanta for Game 6, but New York battled back to knot the score at 7-7 on a two-run Piazza blast in the seventh off reliever Smoltz, and took the lead in the top of the eighth on a Melvin Mora pinch-hit RBI single. A Brian Hunter run-scoring single in the bottom of the inning tied the score again at 8-8. The contest carried into extra innings, with Todd Pratt's sacrifice fly in the 10th putting the Mets within three outs of a seventh game. Ozzie Guillen responded in the bottom of the 10th with an RBI single off Armando Benitez, against whom the Braves were 1-for-30 all year before the 10th-inning rally, making it a 9-9 contest. The Braves finally settled the issue in the bottom of the

11th when Andruw Jones worked a bases-loaded walk off reliever Kenny Rogers, sending Atlanta to its fifth World Series of the 1990s. Eddie Pérez earned MVP honors after batting .500 (10-for-20) with two homers and five RBI.

Game 1 - Tuesday, October 12

New York 0 0 0 1 0 0 0 0 1 - 2 6 2
Atlanta 1 0 0 0 1 1 0 1 x - 4 8 2

W: Maddux L: Yoshii S: Rocker T: 3:09 Att: 44,172

Game 2 - Wednesday, October 13

New York 0 1 0 0 1 0 0 1 0 - 3 5 1
Atlanta 0 0 0 0 0 4 0 0 x - 4 9 1

W: Millwood L: Rogers S: Smoltz T: 2:42 Att: 44,624

Game 3 - Friday, October 15

Atlanta 1 0 0 0 0 0 0 0 0 - 1 3 1
New York 0 0 0 0 0 0 0 0 0 - 0 7 2

W: Glavine L: Leiter S: Rocker T: 3:04 Att: 55,911

Game 4 - Saturday, October 16

Atlanta 0 0 0 0 0 0 0 2 0 - 2 3 0
New York 0 0 0 0 0 1 0 2 x - 3 5 0

W: Wendell L: Remlinger T: 2:20 Att: 55,872

Game 5 - Sunday, October 17

Atl. 0 0 0 2 0 0 0 0 0 0 0 0 1 - 3 13 1
NY 2 0 0 0 0 0 0 0 0 0 0 0 0 2 - 4 11 1

W: Dotel L: McGlinchy T: 5:46 Att: 55,723

Game 6 - Tuesday, October 19

New York 0 0 0 0 0 3 4 1 0 1 0 - 9 15 2
Atlanta 5 0 0 0 0 2 0 1 0 1 1 - 10 10 1

W: Springer L: Rogers T: 4:25 Att: 52,335



Eddie Pérez accepts the NLCS MVP trophy following the Braves' Game 6 victory.

2001 LEAGUE CHAMPIONSHIP SERIES

ARIZONA 4, ATLANTA 1

The Braves, appearing in their record 11th NLCS, were unable to solve the Diamondbacks' vaunted one-two tandem of Randy Johnson and Curt Schilling, as Arizona captured its first pennant in a 4-1 series victory. The Braves managed only three hits in a 2-0 Johnson shutout in the opener at Phoenix before taking Game 2, 8-1. Javy Lopez's two-run homer in the seventh snapped a 1-1 tie to even the series. Tom Glavine (7.0 IP, 5 H, 1 R, 1 ER, 2 BB, 2 K) notched the Braves only win of the series. Schilling turned in a dominating effort in the Diamondbacks' 5-1 victory in Game 3 in Atlanta, limiting the Braves to four hits in a complete game effort, while striking out 12. The Braves took a 2-0 lead through two innings as they attempted to even the series in Game 4, but three Atlanta errors aided a four-run D-Back third, giving them a lead they never relinquished in an 11-4 win and a commanding three-games-to-one lead in the series. The Braves committed four miscues overall, leading to six unearned Arizona runs. Arizona completed the three-game sweep in Atlanta and advanced to the World Series with a 3-2 triumph in Game 5, with the D-Backs again capitalizing on a Braves error to tally two unearned runs in the fifth inning that proved to be decisive. While not as effective as in his Game 1 shutout, Johnson still held the Braves to two runs over seven innings, giving him a 1.13 ERA in two starts in the series (16.0 IP, 2 ER, 19 K).

Game 1 - Tuesday, October 16

Atlanta 0 0 0 0 0 0 0 0 0 - 0 3 1
 Arizona 1 0 0 0 1 0 0 0 x - 2 8 0

W: Johnson L: Maddux T: 2:44 Att: 37,729

Game 2 - Wednesday, October 17

Atlanta 1 0 0 0 0 0 2 5 0 - 8 8 0
 Arizona 0 0 0 0 0 1 0 0 0 - 1 5 1

W: Glavine L: Batista T: 2:54 Att: 49,334

Game 3 - Friday, October 19

Arizona 0 0 2 0 3 0 0 0 0 - 5 9 1
 Atlanta 0 0 0 1 0 0 0 0 0 - 1 4 1

W: Schilling L: Burkett T: 2:59 Att: 41,624

Game 4 - Saturday, October 20

Arizona 0 0 4 2 0 0 0 1 4 - 11 12 0
 Atlanta 1 1 0 0 0 0 1 1 0 - 4 13 4

W: Anderson L: Maddux S: Kim T: 3:47 Att: 42,291

Game 5 - Sunday, October 21

Arizona 0 0 0 1 2 0 0 0 0 - 3 6 1
 Atlanta 0 0 0 1 0 0 1 0 0 - 2 7 1

W: Johnson L: Glavine S: Kim T: 3:13 Att: 35,652

BRAVES IN THE DIVISION SERIES

1995 DIVISION SERIES

ATLANTA 3, COLORADO 1

In the first year of the expanded-playoff format, the Braves drew wild-card entry Colorado in the best-of-five-series. The series opened at Coors Field in dramatic fashion as the Braves won 5-4. Rookie Chipper Jones swatted his second homer of the game in the ninth inning to give the Braves the lead, and Alejandro Pena and Mark Wohlers held it after the Rockies loaded the bases in the bottom of the ninth with one out. Atlanta staged another rally in Game 2, prevailing 7-4, after trailing 4-3 in the ninth. Marquis Grissom hit two homers in the contest, his second and third of the series. In Atlanta, the Rockies avoided the sweep by hammering two homers and nine hits on the way to a 7-5 win in Game 3. Greg Maddux, Grissom and Fred McGriff led the Braves to a 10-4 victory in Game 4, sending the team to its third straight NLCS appearance. Grissom collected five hits in the finale, setting a franchise record for postseason hits in a game. Fred McGriff hit two homers in the contest.

Game 1 - Tuesday, October 3

Atlanta 0 0 1 0 0 2 0 1 1 - 5 12 1
 Colorado 0 0 0 3 0 0 0 1 0 - 4 13 4

W: Pena L: Leskanic S: Wohlers T: 3:19 Att: 50,040

Game 2 - Wednesday, October 4

Atlanta 1 0 1 1 0 0 0 0 4 - 7 13 1
 Colorado 0 0 0 0 0 3 0 1 0 - 4 8 2

W: Pena L: Munoz S: Wohlers T: 3:08 Att: 50,063

Game 3 - Friday, October 6

Colorado 1 0 2 0 0 2 0 0 0 2 - 7 9 0
 Atlanta 0 0 0 3 0 0 1 0 1 0 - 5 11 0

W: Holmes L: Wohlers S: Thompson T: 3:16 Att: 50,300

Game 4 - Saturday, October 7

Colorado 0 0 3 0 0 1 0 0 0 - 4 11 1
 Atlanta 0 0 4 2 1 3 0 0 x - 10 15 0

W: Maddux L: Saberhagen T: 2:38 Att: 50,027

1996 DIVISION SERIES

ATLANTA 3, LOS ANGELES 0

The Braves swept the Dodgers despite scoring 10 runs and hitting .180 as the staff allowed three earned runs in 28.0 IP (0.96 ERA). In Game 1, the Braves continued their tradition of one-run postseason games, as Javy Lopez's 10th-inning homer helped the team to a 2-1 win. John Smoltz earned the win, while Mark Wohlers pitched the 10th for the save. In Game 2, Fred McGriff's lead-off homer in the seventh tied the game at 2 and, one out later, Jermaine Dye hit a solo shot for the game's final run. Greg Maddux allowed two unearned runs in 7.0 IP to win, and Wohlers recorded his second save. Atlanta completed the sweep as Tom Glavine and Chipper Jones led the Braves to a 5-2 triumph. Jones hit a two-run homer following a two-run double by Mark Lemke to knock out Dodgers starter Hideo Nomo.

Game 1 - Wednesday, October 2

Atlanta	0	0	0	1	0	0	0	0	0	0	1	-	2	4	1
Los Angeles	0	0	0	0	1	0	0	0	0	0	0	-	1	5	0

W: Smoltz L: Osuna S: Wohlers T: 3:08 Att: 47,428

Game 2 - Thursday, October 3

Atlanta	0	1	0	0	0	0	2	0	0	-	3	5	2
Los Angeles	1	0	0	1	0	0	0	0	0	-	2	3	0

W: Maddux L: Valdes S: Wohlers T: 2:08 Att: 51,916

Game 3 - Saturday, October 5

Los Angeles	0	0	0	0	0	0	1	1	0	-	2	6	1
Atlanta	1	0	0	4	0	0	0	0	x	-	5	11	0

W: Glavine L: Nomo S: Wohlers T: 3:16 Att: 52,529

1997 DIVISION SERIES

ATLANTA 3, HOUSTON 0

The Braves registered their second consecutive Division Series sweep, taking three straight from the Astros. Atlanta never trailed in the series, outscoring Houston, 19-5. Game 1 saw a vintage performance by Greg Maddux in a 2-1 victory, the decisive run coming on a second-inning homer by Ryan Klesko. The Braves cruised to an easy 13-5 win in Game 2, breaking a 3-3 tie with three runs in the fifth and five more in the sixth. In addition to collecting 10 hits in the contest, the Braves also received 10 walks, including eight issued by starter Mike Hampton. The Braves finished the sweep at Houston, as John Smoltz tossed a three-hitter to win, 4-1. Braves starters Maddux, Glavine and Smoltz combined for a 1.87 series ERA (3 ER in 24.0 IP).

Game 1 - Tuesday, September 30

Houston	0	0	0	0	1	0	0	0	0	-	1	7	1
Atlanta	1	1	0	0	0	0	0	0	x	-	2	2	0

W: Maddux L: Kile T: 2:15 Att: 46,467

Game 2 - Wednesday, October 1

Houston	0	0	0	3	0	0	0	0	0	-	3	6	2
Atlanta	0	0	3	0	3	5	0	2	x	-	13	10	1

W: Glavine L: Hampton T: 3:06 Att: 49,200

Game 3 - Friday, October 3

Atlanta	1	1	0	0	0	0	1	1	0	-	4	8	2
Houston	0	0	0	0	0	0	1	0	0	-	1	3	1

W: Smoltz L: Reynolds T: 2:36 Att: 53,688

1998 DIVISION SERIES

ATLANTA 3, CHICAGO 0

For the third straight year, the Braves swept the Division Series, this time over the Cubs. Dating to the final game of the 1995 first-round series vs. the Rockies, the Braves posted 10 straight Division Series wins. Michael Tucker's two-run homer and Ryan Klesko's seventh-inning grand slam backed John Smoltz in Game 1, as the Braves cruised to a 7-1 victory. Game 2 featured a pitching duel between Tom Glavine and Kevin Tapani, with the Cubs taking a 1-0 lead to the bottom of the ninth. But Javy Lopez hit a one-out homer and in the bottom of the 10th, Chipper Jones delivered a one-out, run-scoring single to send the Braves to Chicago with a 2-0 series lead. Former Cub Greg Maddux and rookie phenom Kerry Wood faced off in Game 3. Maddux, who led off the third with a double and scored on a passed ball, had a 1-0 lead through seven. The Braves put the game out of reach with a five-run eighth, highlighted

by an Eddie Pérez grand slam. The Cubs scored twice off Maddux in the eighth, but Kerry Ligtenberg tossed two scoreless innings to send the Braves to their record seventh straight NLCS.

Game 1 - Wednesday, September 30

Chicago	0	0	0	0	0	0	0	1	0	-	1	5	1
Atlanta	0	2	0	0	0	1	4	0	x	-	7	8	0

W: Smoltz L: Clark T: 2:34 Att: 45,598

Game 2 - Thursday, October 1

Chicago	0	0	0	0	0	1	0	0	0	0	-	1	4	1
Atlanta	0	0	0	0	0	0	0	0	1	1	-	2	6	0

W: O.Pérez L: Mulholland T: 2:47 Att: 51,793

Game 3 - Saturday, October 3

Atlanta	0	0	1	0	0	0	0	5	0	-	6	9	0
Chicago	0	0	0	0	0	0	2	0	-	2	8	2	

W: Maddux L: Wood T: 2:57 Att: 39,597

1999 DIVISION SERIES

ATLANTA 3, HOUSTON 1

The Braves rebounded from a 6-1 loss in Game 1 to take three straight from the Astros and advance to their record eighth straight NLCS. Atlanta's offense managed only one run on seven hits in the opener in Atlanta, with Greg Maddux absorbing the defeat. Kevin Millwood stepped up in Game 2 and turned in a masterpiece, hurling the fifth one-hitter in postseason history as the Braves evened the series with a 5-1 victory. Millwood allowed only a second-inning homer to Ken Caminiti. Eddie Pérez plated the go-ahead run with a sixth-inning sacrifice fly. The series shifted to Houston, where the two clubs put on an extra-inning postseason classic in Game 3. Atlanta escaped with a 5-3 victory as Brian Jordan supplied all five runs, courtesy of a three-run, sixth-inning homer (erasing a 2-0 deficit), followed by a two-run double in the 12th. With the score tied 3-3 in the bottom of the 10th, the Astros loaded the bases with no one out, only to see John Rocker come in and slam the door, with stellar support from shortstop Walt Weiss. Weiss saved the Braves with a diving stop of a one-out Tony Eusebio liner up the middle, which resulted in a force at home, followed by a Rocker strikeout of Ricky Gutierrez to end the frame. After Jordan's go-ahead double in the 12th, Kevin Millwood was brought in from the bullpen and registered the save with a 1-2-3 inning.

Braves appeared to have the series sewed up thanks to a five-run sixth in Game 4, giving Atlanta a 7-0 lead, only to see Houston storm back to narrow the Braves' lead to 7-5 in the eighth, with Caminiti striking the big blow with a three-run homer. A leadoff walk to Stan Javier in the bottom of the ninth again brought the tying run to the plate, but Rocker fanned Jeff Bagwell and Carl Everett, before Andruw Jones ran down a Caminiti blast to the warning track to end the series.

Game 1 - Tuesday, October 5

Houston 0 1 0 0 0 1 0 0 4 - 6 13 0
 Atlanta 0 0 0 0 1 0 0 0 0 - 1 7 0
 W: Reynolds L: Maddux T: 3:03 Att: 39,119

Game 2 - Wednesday, October 6

Houston 0 1 0 0 0 0 0 0 0 - 1 1 1
 Atlanta 1 0 0 0 0 1 3 0 x - 5 11 1
 W: Millwood L: Lima T: 2:13 Att: 41,913

Game 3 - Friday, October 8

Atlanta 0 0 0 0 0 3 0 0 0 0 2 - 5 12 0
 Houston 2 0 0 0 0 0 1 0 0 0 0 0 - 3 9 2
 W: Rocker L: Powell S: Millwood T: 4:19 Att: 48,625

Game 4 - Saturday, October 9

Atlanta 1 0 1 0 0 5 0 0 0 - 7 15 1
 Houston 0 0 0 0 0 0 1 4 0 - 5 8 1
 W: Smoltz L: Reynolds S: Rocker T: 3:12 Att: 48,553

2000 DIVISION SERIES

ST. LOUIS 3, ATLANTA 0

The Cardinals jumped on Braves' starters Greg Maddux, Tom Glavine and Kevin Millwood and cruised to a three-game sweep of the Braves, who had won five straight Division Series entering this one. The Redbirds set the tone for the series in the bottom of the first of Game 1, striking for six runs off Maddux, although a Chipper Jones error accounted for two of those tallies being unearned. Cardinals starter Rick Ankiel's bout of wildness (four walks, five wild pitches) contributed to the Braves' four-run rally in the third inning, narrowing the deficit to 6-4. Four Cardinal relievers held the Braves in check thereafter, however, allowing only a ninth-inning run as St. Louis claimed a 7-5 victory. In Game 2, the Braves scored two runs in the top of the first, but Will Clark's three-run homer in the bottom of the frame quickly erased the Braves' only lead of the series.

Tom Glavine was tagged for seven earned runs in 2.1 IP, the second-shortest postseason outing of his career as the Cardinals took a 10-4 decision. The change of venue didn't help the Braves, as Fernando Vina opened Game 3 in Atlanta with a leadoff homer off Kevin Millwood and the Cardinals went on to complete a sweep of the series with a 7-1 victory.

Game 1 - Tuesday, October 3

Atlanta 0 0 4 0 0 0 0 0 1 - 5 8 3
 St. Louis 6 0 0 1 0 0 0 0 x - 7 11 1
 W: James L: Maddux S: Veras T: 3:34 Att: 52,378

Game 2 - Thursday, October 5

Atlanta 2 0 0 0 0 0 0 2 0 - 4 7 1
 St. Louis 3 1 3 1 0 1 0 1 x - 10 9 0
 W: Kile L: Glavine T: 3:02 Att: 52,389

Game 3 - Saturday, October 7

St. Louis 1 0 2 0 1 3 0 0 0 - 7 8 0
 Atlanta 1 0 0 0 0 0 0 0 0 - 1 3 1
 W: Reames L: Millwood T: 3:09 Att: 49,898

2001 DIVISION SERIES

ATLANTA 3, HOUSTON 0

The Braves, appearing in the Division Series for the seventh straight year, took three in a row from the Astros to advance to their record 11th NLCS. Atlanta's pitching was dominant in the sweep, with the staff compiling a 1.67 ERA. Greg Maddux kept the Astros at bay in hitter-friendly Enron Field in Game 1, only to see Houston maintain a 3-2 lead heading into the eighth inning. Keith Lockhart's leadoff pinch-hit double was followed by a Marcus Giles single to even the score at 3-3, and two batters later, Chipper Jones deposited Astros closer Billy Wagner's first pitch into the left field seats for the decisive three-run homer in an eventual 7-4 win. Tom Glavine starred in Game 2, blanking the Astros over 8.0 innings and making an unearned Braves run in the second inning stand up for a 1-0 win, with John Smoltz recording the save. Home runs by Paul Bako and Julio Franco provided Atlanta with three runs over the first three innings and John Burkett teamed with four relievers to shut down Houston's high-powered offense en route to a 6-2 victory in Game 3.

Chipper Jones finished the series with a .444 average, including two homers and five RBI, while Andruw Jones went 6-for-12 with a solo home run.

Game 1 - Tuesday, October 9

Atlanta 1 0 0 1 0 0 0 4 1 - 7 13 1
Houston 0 0 0 0 2 1 0 0 1 - 4 6 1

W: Seanez L: James S: Smoltz T: 2:51 Att: 35,553

Game 2 - Wednesday, October 10

Atlanta 0 1 0 0 0 0 0 0 0 - 1 7 0
Houston 0 0 0 0 0 0 0 0 0 - 0 7 2

W: Glavine L: Mlicki S: Smoltz T: 2:41 Att: 35,704

Game 3 - Friday, October 12

Houston 0 0 0 0 0 0 2 0 0 - 2 6 0
Atlanta 0 2 1 1 0 0 0 2 x - 6 10 0

W: Burkett L: Reynolds T: 2:33 Att: 39,923

2002 DIVISION SERIES

SAN FRANCISCO 3, ATLANTA 2

The Braves took a two-games-to-one lead in their record eighth straight Division Series, only to see the Giants rebound to capture the final two contests and the series. Atlanta faced an 8-2 deficit in Game 1, and after a three-run rally in the bottom of the seventh, went on to bring the tying run to the plate with two men aboard and no outs in the ninth. Giants closer Robb Nen, however, squelched the uprising by retiring Julio Franco on a liner to right and inducing a game-ending double play from Gary Sheffield. In Game 2, back-to-back homers by Javy Lopez and Vinny Castilla sparked a three-run second inning, and Kevin Millwood combined with three relievers to make the lead stand up for a 7-3 Braves win, evening the NLDS at a game apiece. The series moved to San Francisco for Game 3, in which the Braves snapped a 1-1 tie with a five-run sixth, courtesy of a bases-loaded single by Vinny Castilla, and a three-run homer on the next pitch by Keith Lockhart en route to a 10-2 win. Needing one more win to clinch the series, the Braves sent Tom Glavine to the mound in Game 4, but the Giants tagged Glavine for the second time in the series, sending the series to a fifth and final game in Atlanta. A second-inning solo homer by former Brave Reggie Sanders and a fourth-inning blast by Barry Bonds proved to be decisive, as Russ Ortiz and four Giants relievers stymied the Braves offense in a 3-1 clincher. Atlanta put runners on first and third in the bottom of the ninth with no outs against Nen, but saw him escape by fanning Sheffield and inducing Chipper Jones to hit into a game-ending double play.

Game 1 - Wednesday, October 2

San Francisco 0 3 0 3 0 2 0 0 0 - 8 12 2
Atlanta 0 2 0 0 0 0 0 3 0 - 5 10 0

W: Ortiz L: Glavine S: Nen T: 3:24 Att: 41,903

Game 2 - Thursday, October 3

San Francisco 0 1 0 0 0 1 0 0 1 - 3 7 0
Atlanta 1 3 0 3 0 0 0 0 x - 7 8 0

W: Millwood L: Rueter T: 2:58 Att: 47,167

Game 3 - Saturday, October 5

Atlanta 0 0 1 0 0 5 0 0 4 - 10 10 0
San Francisco 1 0 0 1 0 0 0 0 0 - 2 5 0

W: Maddux L: Schmidt T: 3:23 Att: 43,043

Game 4 - Sunday, October 6

Atlanta 0 0 0 0 1 2 0 0 0 - 3 9 0
San Francisco 2 2 3 0 1 0 0 0 x - 8 11 0

W: Hernandez L: Glavine T: 3:03 Att: 43,070

Game 5 - Monday, October 7

San Francisco 0 1 0 1 0 0 1 0 0 - 3 6 2
Atlanta 0 0 0 0 0 1 0 0 0 - 1 7 0

W: Ortiz L: Millwood S: Nen T: 3:47 Att: 45,203

2003 DIVISION SERIES

CHICAGO 3, ATLANTA 2

The Braves, in their ninth straight Division Series, matched up with the Chicago Cubs in a back-and-forth five-game series that ended with the Cubs taking Game 5 at Turner Field to send them to the NLCS. Chicago's pitching tandem of Kerry Wood and Mark Prior were the story. In Game 1, Wood took over. In addition to a dominating performance on the mound, Wood broke the game open with his two-run sixth-inning double to lead the Cubs to a 4-2 win in front of 52,043 in Atlanta. Russ Ortiz struggled, especially in the sixth when Moises Alou, Aramis Ramirez and Eric Karros led off with three straight singles. Robert Fick then bobbled a potential double play ball off the bat of Paul Bako, allowing Alou to score and setting the stage for Wood. The Braves scored first in the third inning on a Marcus Giles two-out homer and in the eighth on a Chipper Jones' ground out. The Braves rebounded to take Game 2, 5-3, on Mark DeRosa's eighth-inning two-out, two-run double off Dave Veres after John Smoltz allowed a rare run in the top of the inning that tied the game at 3-3. DeRosa was in the lineup after Giles suffered a severely bruised left quadriceps in Game 1. Giles still contributed when he limped off the bench and delivered a pinch-hit, two-out single in the sixth inning that scored Javy Lopez and gave the Braves a 3-2 lead after they had fallen behind, 2-0, in the top of the first. After walking the first two batters of the game and giving up a two-run Sammy Sosa double off the top of the center-field wall, Atlanta starter Mike Hampton battled out of a no-out, bases-loaded jam by striking out three straight Cubs to end the inning. He fanned all three batters in the second inning to match a postseason record of six consecutive strikeouts. Carlos Zambrano started for Chicago and allowed 11 hits, all singles, including a two-run single to Andruw Jones in the fourth inning that tied the score at 2-2. As the teams moved to an electric Wrigley Field for Game 3, the Cubs once again took the series lead with a 3-1 victory. Mark Prior battled in a classic pitchers' duel with Greg Maddux. The only Chicago runs came on a Randall Simon two-out, first-inning single off Maddux that scored Kenny Lofton and Mark Grudzielanek. The Braves' only run came on a Giles sacrifice fly scoring Mark DeRosa in the eighth inning. Game 4 was the first true glimpse of the Braves offense that was on display most of the regular season. Chipper Jones hit two-run homers from each side of the plate as part of Atlanta's 12-hit attack. It was Chipper's first two-homer playoff game since his postseason debut in Game 1 of the 1995 Division Series. The first of his two home runs came from the left side off Chicago starter Matt Clement in the fifth inning and the second came in the eighth inning off lefty Mark Guthrie, giving Atlanta a 6-2 lead. Ortiz, coming off three days of rest, held the Cubs to two earned runs on seven hits over five innings. Eric Karros

was the hitting star for the Cubs, launching two solo home runs, one in the sixth inning and one in the eighth inning. Sosa almost tied the game in the bottom of the ninth, but his drive off John Smoltz fell into Andruw Jones' glove on the warning track. Game 5 showed just why the Cubs would be moving on. For the second time in the series, Wood turned in a dominating performance (8.0 IP, 5 H, 1 R, 1 ER, 2 BB, 7 K), shutting down the Braves for a 5-1 Chicago clincher in front of 53,775 fans at Turner Field. During the NLDS, Wood allowed just seven hits over 14.1 IP against the NL's best regular-season offense. The lone Atlanta run came on a controversial play in the sixth inning. Rafael Furcal raced home from second base on a ball hit by Sheffield, who returned after missing Game 4 with a bruised hand suffered in Game 3, that appeared to be caught by a sliding Kenny Lofton in center field. It was ruled a hit. Hampton, pitching on three days of rest, endured a 30-pitch first inning, allowing just one run on a Moises Alou broken-bat RBI single. Alex Gonzalez led off the second inning with a homer to center and Aramis Ramirez hit a two-run home run in the sixth inning to give Wood all the support he would need.

Game 1 - Tuesday, September 30

Chicago 0 0 0 0 0 4 0 0 0 - 4 10 0
 Atlanta 0 0 1 0 0 0 0 1 0 - 2 3 1

W: Wood L: Ortiz S: Borowski T: 3:21 Att: 52,043

Game 2 - Wednesday, October 1

Chicago 2 0 0 0 0 0 0 1 0 - 3 6 0
 Atlanta 1 0 0 1 0 1 0 2 x - 5 13 0

W: Smoltz L: Veres T: 3:07 Att: 52,743

Game 3 - Friday, October 3

Atlanta 0 0 0 0 0 0 0 1 0 - 1 2 4
 Chicago 2 0 0 0 0 0 0 1 0 - 3 8 0

W: Prior L: Maddux T: 2:43 Att: 39,982

Game 4 - Saturday, October 4

Atlanta 0 0 0 1 3 0 0 2 0 - 6 12 0
 Chicago 0 0 1 0 0 1 0 1 1 - 4 10 0

W: Ortiz L: Clement S: Smoltz T: 3:40 Att: 39,983

Game 5 - Sunday, October 5

Chicago 1 1 0 0 0 2 0 0 1 - 5 9 0
 Atlanta 0 0 0 0 0 1 0 0 0 - 1 5 1

W: Wood L: Hampton T: 2:50 Att: 54,357

2004 DIVISION SERIES

HOUSTON 3, ATLANTA 2

In their record 10th straight Division Series, the Braves met up with the Houston Astros for the fourth time in the opening round but for the first time failed to take the series. The series was filled with big hits and key pitching, but in the end Houston's big bats proved to be too much. Game 1 saw the Astros pound out four home runs, leading to a four-run third inning and a three-run fifth inning in a 9-3 win. The run support was more than needed for Roger Clemens. The Braves had chances to break the game open early against Clemens, but he escaped jams in each of the first four innings. Jaret Wright started for Atlanta and allowed a career-high three homers in 4.1 innings of work. Andruw Jones provided a highlight with his eighth career postseason home run off Clemens in the fifth inning. The Braves evened the series in dramatic fashion, taking Game 2, 4-2. Trailing 2-0 entering the seventh inning the Braves scored on a Rafael Furcal single in the seventh and added one in the eighth on Adam LaRoche's double to tie the game. John Smoltz went 3.0 strong innings starting in the eighth, just the second time as a reliever he had gone that many innings. He also added a single in the ninth- his 12th career postseason hit, a record for pitchers. The game remained tied 2-2 until the bottom of the 11th inning when Rafael Furcal hit a game-winning, two-run homer off Dan Miceli to give Atlanta a 4-2 win. Roy Oswalt started for Houston, allowing just one earned run on eight hits over 6.1 IP. Mike Hampton started for the Braves and gave up just two earned runs on four hits before leaving in the seventh inning with tightness in his left forearm. The Braves bullpen combined to go 4.2 scoreless innings. The series shifted to Houston for Game 3 and saw the Astros go up a game with an 8-5 win. Braves starter John Thomson was forced to leave after four pitches when he left with a re-injured left oblique muscle. Paul Byrd made his first career postseason appearance in relief and allowed four earned runs on seven hits in 4.1 IP, the big blow coming on Carlos Beltran's two-run, third-inning home run. The Astros stretched the lead to 7-2 on Morgan Ensberg's sixth-inning, two-run double off Tom Martin. Brandon Backe allowed two runs over 6.0 IP, his only mistake coming on Johnny Estrada's fourth-inning homer. Andruw Jones hit his second homer of the series, a three-run shot off Russ Springer in the eighth. Game 4 was an example of the season-long resolve the Braves displayed. Facing Roger Clemens (5.0 IP, 2 ER) for the second time in the series, the Braves rallied from a three-run deficit entering the sixth inning to win 6-5. Atlanta jumped out 2-0 in the second on an Andruw Jones RBI single and an Adam LaRoche RBI groundout. The Astros came back with five runs in the bottom of that inning, highlighted by a three-run homer by Craig Biggio. The Braves tied the game in the sixth on LaRoche's

first career postseason homer, a three-run shot off Chad Qualls. The game turned in to a battle of the bullpens after Russ Ortiz left (3.0 IP, 7 H 5 ER), but the Braves pen took charge. Over the last 6.0 innings, they allowed six hits and no runs. The game-winner came in the top of the ninth inning after Rafael Furcal was hit by a Russ Springer pitch with two outs. Furcal then stole his second base of the day and came around to score on J.D. Drew's RBI single. John Smoltz picked up the win by going the final 2.0 innings and getting Jeff Kent to ground into the Astros third double play of the game to end it in the ninth. The series returned to Atlanta for the deciding Game 5 and the Houston bats certainly showed up. The Astros pounded out 17 hits and scored 12 runs in a 12-3 rout. The game was 3-2 entering the sixth inning, but the Astros added one in the sixth, five in the seventh and three in the eighth to pull away. Roy Oswalt picked up the win on short rest, going 5.0 IP and giving up two earned runs. Houston scored a NLDS-record 36 runs in the series and hit an NLDS-record 11 home runs. Carlos Beltran was the series star hitting .429, and he went 4-for-5 with two home runs and five RBI in Game 5. Jaret Wright got the call for Atlanta but gave up four runs in 5.1 IP. Chipper Jones went 2-for-5, but wound up without an RBI in the series. Rafael Furcal had another strong game with his second homer of the series and two more hits, pushing him to .381 (8-for-21) for the NLDS. Andruw Jones hit .526 (10-for-19) in the series.

Game 1 - Wednesday, October 6

Houston	0	0	4	0	3	0	1	0	1	-	9	13	1
Atlanta	1	0	0	0	1	1	0	0	0	-	3	7	0

W: Clemens L: Wright T: 3:08 Att: 41,464

Game 2 - Thursday, October 7

Houston	1	0	1	0	0	0	0	0	0	0	-	2	4	1
Atlanta	0	0	0	0	0	0	1	1	0	0	-	4	14	0

W: Alfonseca L: Miceli T: 3:27 Att: 40,075

Game 3 - Saturday, October 9

Atlanta	0	0	2	0	0	0	3	0	-	5	8	0	
Houston	0	0	2	0	2	3	1	0	x	-	8	11	0

W: Backe L: Byrd S: Lidge T: 3:19 Att: 43,547

Game 4 - Sunday, October 10

Atlanta	0	2	0	0	0	3	0	0	1	-	6	10	0
Houston	0	5	0	0	0	0	0	0	0	-	5	13	0

W: Smoltz L: Springer T: 3:24 Att: 43,336

Game 5 - Monday, October 11

Houston	0	2	1	0	0	1	5	3	0	-	12	17	1
Atlanta	0	0	0	0	2	0	1	0	0	-	3	9	1

W: Oswalt L: Wright T: 3:12 Att: 54,068

2010 DIVISION SERIES

SAN FRANCISCO 3, ATLANTA 1

After a five-year playoff drought, the Braves entered the 2010 postseason as the National League's Wild Card Champion. They faced off against the eventual World Series Champion San Francisco Giants in the opening round. The Braves offense managed only two hits as they fell 1-0 to Game 1 starter Tim Lincecum in his first career postseason start. The game's only run came after Giants catcher Buster Posey singled to left and stole second on a controversial "safe" call, only to score on a Cody Ross single. The Braves took Game 2 in 11 innings at AT&T Park after overcoming a three-run deficit. Outfielder Rick Ankiel hit a go-ahead solo home run into McCovey Cove and Kyle Farnsworth tossed a scoreless bottom of the 11th to preserve the 5-4 victory. The win came at considerable cost, however, as closer Billy Wagner suffered a season-ending oblique injury in the 10th inning. The Braves fell 3-2 in Game 3 at Turner Field after holding a 2-1 lead through eight innings. Giants starter Jonathan Sanchez pitched a no-hitter through six innings as the Braves committed three errors in the game. Pitching on three days' rest, Braves starter Derek Lowe took a no-hitter into the sixth inning of Game 4, but Braves relievers could not hold the 2-1 lead. The Giants plated two in the seventh that proved to be the game winners, ending the series. The 3-2 loss in Game 4 was manager Bobby Cox's final game.

Giants players and coaches joined the Turner Field fans to give him a loud ovation as he left the field. The series was only the second postseason series in which each of the first four games were decided by one run. The only other postseason series in Major League history to begin with four straight one-run games was the 1972 World Series, when the Oakland A's defeated the Cincinnati Reds in seven games with all but one game (Game 6) being decided by one run.

Game 1 - Thursday, October 7

Atlanta	0	0	0	0	0	0	0	0	0	0	0	2	2	
San Francisco	0	0	0	1	0	0	0	0	0	0	0	1	5	0

W: Lincecum L: Lowe T: 2:26 Att: 43,936

Game 2 - Friday, October 8

Atlanta	0	0	0	0	0	1	0	3	0	0	1	-	5	11	0	
San Fran.	3	1	0	0	0	0	0	0	0	0	0	0	-	4	10	2

W: Farnsworth L: Ramirez T: 3:47 Att: 44,046

Game 3 - Sunday, October 10

San Francisco	0	1	0	0	0	0	0	0	2	-	3	8	0
Atlanta	0	0	0	1	0	0	0	2	0	-	2	4	3

W: Romo L: Kimbrel S: Wilson T: 3:23 Att: 53,284

Game 4 - Monday, October 11

San Francisco	0	0	0	0	0	1	2	0	0	-	3	5	1
Atlanta	0	0	1	0	0	1	0	0	0	-	2	7	2

W: Bumgarner L: Lowe S: Wilson T: 2:56 Att: 44,532



Hall of Famer Bobby Cox managed the final game of his career against the Giants in the 2010 Division Series.

2013 DIVISION SERIES

LOS ANGELES 3, ATLANTA 1

After posting a 96-66 record and claiming its first National League East Division title since 2005, Atlanta matched up against the NL West Division Champion Los Angeles Dodgers. The Dodgers powered their way to a 3-1 series win as they outscored the Braves 26-14. After leading the National League with 181 home runs and ranking tied for fourth with just 127 homers allowed during the regular season, the Braves were outscored 7-1 in the four-game set. Kris Medlen took to the mound for the Braves in Game 1 at Turner Field, his second consecutive postseason start, while Los Angeles countered with eventual Cy Young Award winner Clayton Kershaw, who held Atlanta to one run on three hits in 7.0 innings with 12 strikeouts. The Dodgers jumped out to an early 5-0 lead highlighted by Adrian Gonzalez's two-run home run in the third inning. Chris Johnson, who finished the regular season with the NL's second best batting average at .321, drove in the Braves' lone run of the game with a two-out RBI-single in the fourth inning, as Atlanta dropped Game 1 by a score of 6-1. The Braves evened the series at one game apiece with a 4-3 victory in Game 2, as Mike Minor allowed just one run in 6.1 innings en route to earning his first career postseason win. After an intentional walk to pinch-hitter Reed Johnson loaded the bases in the seventh inning, Jason Heyward followed with a two-RBI single to give Atlanta a 4-1 lead. Hanley Ramirez pulled the Dodgers within one run with a two-run homer in the eighth inning off David Carpenter before Craig Kimbrel shut the door with a four-out save, his first career save in postseason play. The series moved to Los Angeles as Game 3 featured a matchup of rookie hurlers with Julio Teheran facing off against Hyun-Jin Ryu. The Braves plated two runs in the first inning with RBI-singles from Evan Gattis and Chris Johnson to take an early 2-0 lead. The Dodgers answered with a pair of four-run frames in the second and fourth innings, as Los Angeles cruised to a 13-6 win. Jason Heyward added a two-run homer in the ninth inning, the first of his postseason career. Atlanta called on veteran Freddy Garcia to make his 11th career postseason start in Game 4, as the Dodgers sent Kershaw to the hill on three days' rest for the first time in his career. Carl Crawford gave Los Angeles an early 2-0 lead with a pair of solo home runs, including a leadoff homer to open the game. Chris Johnson evened the score at 2-2 in the fourth inning with a two-run single for his fourth and fifth RBIs of the series. After an Elliot Johnson triple with one out in the seventh inning, pinch-hitter Jose Constanza gave the Braves a 3-2 lead with an RBI-single to center field. Yasiel Puig led off the eighth inning with a double to right field bringing the go-ahead run to the plate, and after fouling off pitches on back-to-back bunt attempts, Juan Uribe launched a 2-2 pitch from David Carpenter deep to left field to give Los Angeles a 4-3 lead they would not relinquish.

Kenley Jansen struck out the side in the top of the ninth inning to preserve the win, as the Dodgers advanced to the National League Championship Series. Atlanta batted just .214 (28-for-131) in the series and pitched at a 5.82 ERA (22 ER/34.0 IP), while Los Angeles hit .333 (46-for-138) with a 3.09 ERA (12 ER/35.0 IP). Chris Johnson led the Braves with a .438 (7-for-16) average and five RBI.

Game 1 - Thursday, October 3

Los Angeles	0	2	2	1	0	1	0	0	0	0	-	6	11	2
Atlanta	0	0	0	1	0	0	0	0	0	0	-	1	5	0

W: Kershaw L: Medlen T: 3:24 Att: 43,021

Game 2 - Friday, October 4

Los Angeles	1	0	0	0	0	0	0	2	0	-	3	10	0
Atlanta	0	1	0	1	0	0	2	0	-	-	4	6	0

W: Minor L: Greinke S: Kimbrel T: 3:29 Att: 48,966

Game 3 - Sunday, October 6

Atlanta	2	0	2	0	0	0	0	0	2	-	6	10	2
Los Angeles	0	4	2	4	0	0	0	3	-	-	13	14	0

W: Capuano L: Teheran T: 4:01 Att: 54,646

Game 4 - Monday, October 7

Atlanta	0	0	0	2	0	0	1	0	0	-	3	7	0
Los Angeles	1	0	1	0	0	0	0	2	-	-	4	11	2

W: Wilson L: Carpenter S: Jansen T: 3:19 Att: 54,438



The Braves celebrate after their 4-3, Game 2 victory over Los Angeles in the 2013 NLDS.

BRAVES AND THE HALL OF FAME

BRAVES PLAYERS ENSHRINED IN COOPERSTOWN

There are 49 players in the National Baseball Hall of Fame who wore a Braves uniform at some point in their career. Following is a list of those players and the years they played for the Braves.

Player	Years With Braves	Player	Years With Braves
*Henry Aaron	1954-74	Joe "Ducky" Medwick	1945
Earl Averill	1941	*Charles "Kid" Nichols	1890-1901
Dave Bancroft	1924-27	*Phil Niekro	1964-83, 1987
Dennis "Dan" Brouthers	1889	Jim O'Rourke	1876-78, 80
Orlando Cepeda	1969-72	Gaylord Perry	1981
*John Clarkson	1888-92	Charles Radbourn	1886-89
Jimmy Collins	1895-1900	George Herman "Babe" Ruth	1935
*Hugh Duffy	1892-1900	Albert "Red" Schoendienst	1957-60
Johnny Evers	1914-17, 1929	Al Simmons	1939
*Tom Glavine	1987-2002, 2008	George Sisler	1928-30
Burleigh Grimes	1930	Enos Slaughter	1959
William "Billy" Hamilton	1896-1901	*John Smoltz	1988-2008
Billy Herman	1946	*Warren Spahn	1942, 1946-64
Rogers Hornsby	1928	Casey Stengel	1924-25
*Chipper Jones	1993-2012	Bruce Sutter	1985-88
Joe Kelley	1891, 1908	Ed Walsh	1917
Mike "King" Kelly	1887-89, 1891-92	Lloyd Waner	1941
Ernie Lombardi	1942	Paul Waner	1941-42
Al Lopez	1936-40	James "Deacon" White	1877
*Greg Maddux	1993-2003	Hoyt Wilhelm	1969-71
*Rabbit Maranville	1912-20, 1929-1933, 1935	*Vic Willis	1898-1905
Richard Marquard	1922-25	George Wright	1876-78, 1880-81
*Eddie Mathews	1952-66	Henry "Harry" Wright	1876-77
*Tommy McCarthy	1885, 1892-95	Denton "Cy" Young	1911
Bill McKechnie	1913		

***Played more games with Braves than any other team**



BRAVES HALL OF FAME INDUCTEES

Name	Uniform Number	Year Inducted	Statistics
Hank Aaron	44	1999	Lifetime average of .305, 755 HR, 2,297 RBI; 1957 N.L. MVP
Eddie Mathews	41	1999	Lifetime average of .271, 512 HR, 1,453 RBI
Phil Niekro	35	1999	Won 318, Lost 274 (268-230 with Braves)
Warren Spahn	21	1999	Won 363, Lost 245 (356-229 with Braves); 1957 Cy Young
Dale Murphy	3	2000	Lifetime average of .265, 398 HR, 1,266 RBI
Ted Turner	---	2000	Owner from 1976 to 2000
Lew Burdette	33	2001	Won 203, Lost 144 (179-120 with Braves)
Ernie Johnson	---	2001	Broadcaster from 1962 to 1999
Bill Bartholomay	---	2002	Chairman of the Board from 1962 to 2003
Johnny Sain	33	2002	Won 139, Lost 116 (104-91 with Braves)
Del Crandall	1	2003	Lifetime average of .254, 179 HR, 657 RBI
Tommy Holmes	1	2004	Lifetime average of .302, 88 HR, 581 RBI
Kid Nichols	---	2004	Won 360, Lost 205 (328-180 with Braves)
Skip Caray	---	2004	Broadcaster from 1976 to 2008
Pete Van Wieren	---	2004	Broadcaster from 1976 to 2008
Herman Long	---	2005	Boston Beaneaters shortstop from 1890 to 1902
Paul Snyder	---	2005	Player, coach and scout from 1957 to 2008
Ralph Garr	48	2006	Player, coach and scout from 1968 to '75; 1985 to present
Bill Lucas	---	2006	Front-office exec.; VP/Director of Player Personnel from 1976-79
David Justice	23	2007	Lifetime average of .279, 305 HR, 1,017 RBI; 1990 N.L. ROY
Greg Maddux	31	2009	Won 355 games, Lost 227 (194-88 w/Braves); 4-time Cy Young winner
Tom Glavine	47	2010	Won 305 games, Lost 203 (244-147 w/Braves); 2-time Cy Young winner
Bobby Cox	6	2011	Won 2,504 games (2,149 w/Braves) as manager; 4-time Manager of Year
John Smoltz	29	2012	Won 213 games, Lost 155, Saved 154 (210-147-154 w/ATL); 1996 Cy Young
Chipper Jones	10	2013	Lifetime average of .303, 468 HR, 1,623 RBI; 1999 N.L. MVP
Javy Lopez	8	2014	Lifetime average of .287, 260 HR, 864 RBI; 3-time All-Star
Rabbit Maranville	1	2014	Heart of 1914 Miracle Braves; Finished in top 10 in MVP voting 5 times
Dave Pursley	---	2014	Athletic Trainer from 1961 to 2002
Don Sutton	---	2015	Broadcaster from 1998-2006, 2009-present
Andruw Jones	25	2016	Lifetime average of .254, 434 HR, 1,289 RBI; 10 Gold Glove awards
John Schuerholz	---	2016	General Manager from 1990-2007
Tim Hudson	15	2017	Won 222 games, Lost 133 (113-72 w/Braves); 4-time All-Star
Joe Simpson	---	2017	Broadcaster from 1992-present
Hugh Duffy	---	2018	Lifetime average of .326, 106 HR, 1,302; MLB-record .438 BA in 1894
Terry Pendleton	5	2018	Lifetime average of .270, 140 HR, 946 RBI; coach from 2002-17



BRAVES RETIRED NUMBERS

The Braves have retired 11 numbers, including Jackie Robinson's No. 42, which MLB retired across the sport on April 15, 1997.

21

WARREN SPAHN

NUMBER RETIRED - 1965
HALL OF FAME - 1973

41

EDDIE MATHEWS

NUMBER RETIRED - 1969
HALL OF FAME - 1978

44

HANK AARON

NUMBER RETIRED - 1975
HALL OF FAME - 1982

35

PHIL NIEKRO

NUMBER RETIRED - 1984
HALL OF FAME - 1997

3

DALE MURPHY

NUMBER RETIRED - 1994

31

GREG MADDOX

NUMBER RETIRED - 2009
HALL OF FAME - 2014

41

TOM GLAVINE

NUMBER RETIRED - 2010
HALL OF FAME - 2014

6

BOBBY COX

NUMBER RETIRED - 2011
HALL OF FAME - 2014

29

JOHN SMOLTZ

NUMBER RETIRED - 2012
HALL OF FAME - 2015

10

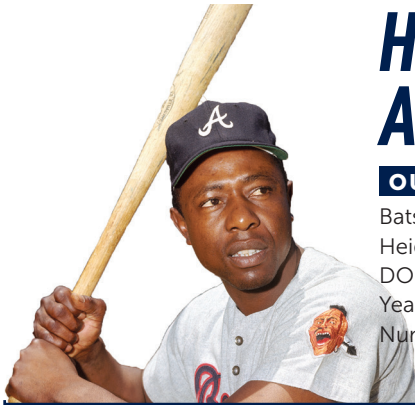
CHIPPER JONES

NUMBER RETIRED - 2013
HALL OF FAME - 2018

42

JACKIE ROBINSON

NUMBER RETIRED BY
MAJOR LEAGUE BASEBALL
ON APRIL 15, 1997



HANK AARON

44

OUTFIELDER Full Name **Henry Louis Aaron**

Bats **Right**

Throws **Right**

Height **6-0**

Weight **180**

DOB **2/5/1934**

Born **Mobile, AL**

Years With Braves **1954-74**

Number Retired **1975**

One of the greatest hitters of all time, Hank Aaron was elected to Baseball's Hall of Fame in January 1982. He missed by nine votes being the first unanimous choice ever in the voting by the Baseball Writers' Association of America. Aaron received 406 of a possible 415 votes for 97.8 percent. Aaron and Frank Robinson were inducted into the Hall of Fame at Cooperstown, N.Y., on August 1, 1982. In his 23-year Major League career, Aaron re-wrote baseball's record book. He holds more Major League batting records than any other player in the game's history. Among his records are Most Runs Batted In, Lifetime (2,297); Most Extra-Base Hits, Lifetime (1,477); and Most Total Bases, Lifetime (6,856). Aaron also ranks second on the all-time list in at-bats (12,364), and home runs (755), third in games (3,298) and hits (3,771), fourth in runs (2,174, tied with Babe Ruth), 10th in doubles (624), 12th in singles (2,294) and is tied for 18th in years of service (23). His most famous home run came in Atlanta on April 8, 1974, when he hit his 715th, breaking Babe Ruth's seemingly untouchable record. He did it before a sellout crowd of 53,775 at Atlanta Stadium. The pitch came in the bottom of the fourth inning, the Los Angeles Dodgers leading 3-1, with a 1-0 count and Darrell Evans waiting on first. Al Downing threw a fastball at 9:07 p.m. that Hank sent over the left field fence. Reliever Tom House caught the ball in the Braves' bullpen and brought it to Aaron in the home plate celebration. On May 17, 1970, Hank singled at Cincinnati to become the first player to compile both 3,000 career hits and more than 500 homers. He joined the 30-30 club (30 HRs and 30 SBs in the same season) in 1963. Aaron played in the Major League All-Star Game 24 times, including the years 1959-61 when two games were played. He was honored as the National League's Most Valuable Player in 1957 and named Player of the Year by Sporting News in 1956 and 1963. He played 21 seasons with the Braves before being traded to Milwaukee for outfielder Dave May and minor leaguer Roger Alexander at the end of 1974. Aaron retired as a player two years later. Aaron was first scouted by Dewey Griggs of the Milwaukee Braves during an Indianapolis Clowns tryout. The Braves eventually were able to strike a deal and beat out the Giants for Aaron's services. In 1952 he was assigned to the Eau Claire, Wisconsin, team of the Northern League. He was the unanimous choice for the Northern League's Rookie of the Year while only playing in 87 games (.336, 9 HR, 61 RBI, 116 hits and 89 runs).

In 1953 he was promoted to the Jacksonville Tars, where he became the first African-American player in the South Atlantic League. Aaron won the batting title (.362) and led the league in RBI (125), runs (115), hits (208) and finished second in home runs (22) and earned the league's MVP award. He began his Major League career in 1954 when a spring training injury forced Bobby Thomson out of the Braves' lineup. In his debut he struck out twice, grounded out, hit into a double play and fouled out. Aaron hit his first home run off Vic Raschi on April 23, 1954. He became the second youngest player to win a batting title (.328) in 1956 and the second youngest to collect his 1,000th hit, off Sandy Koufax in 1959. On June 12, 1967, Aaron recorded his 2,500th hit and achieved his 3,000th hit on May 17, 1970. His 2,000th RBI came on July 3, 1972. During his career, Aaron had a 20-year string of 20 or more home runs. After turning 35, he hit 245 home runs and from the ages 35 to 39 he hit at least 34 home runs a year. Over his 23-year Major League career, he averaged just 63 strikeouts a year, with his highest strikeout total being 97 in 1967. He hit .300 or better in 14 seasons, won the NL home run crown three times and tied for a fourth, led the league in RBI four times and won three Gold Gloves. Aaron hit his 755 home runs off 310 different pitchers, including 12 Hall of Famers. He hit the most off of Hall of Famer Don Drysdale (17), the most in the month of July (152), the most against the Cincinnati Reds (97) and the most in the first inning (124). Aaron hit 400 solo home runs and hit seven of his 755 as a second baseman and had three pinch-hit home runs. He had only one three-homer game, at San Francisco on June 21, 1959. Following his playing career, Aaron joined the Braves' front office on October 7, 1976, for a 13-year tenure as a Braves Vice President and Director of Player Development. In that position, he oversaw the development of many players instrumental in the Braves' 1982 National League West Division championship, including Dale Murphy, who won back-to-back NL MVP awards in 1982-83. Since December of 1989, he has served as Braves' Senior Vice President. In February of 2000, Aaron replaced the late Pee Wee Reese on the Hall of Fame Veterans Committee.

Note: Aaron's executive bio appears in the Front Office section of the media guide.

COMPLETE RECORD

Year	Club	AVG	G	AB	R	H	2B	3B	HR	RBI	BB	SO	SB
1952	Eau Claire	.336	87	345	79	116	19	4	9	61	33	19	25
1953	Jacksonville	.362	137	574	115	208	36	14	22	125	35	22	13
1954	Milwaukee	.280	122	468	58	131	27	6	13	69	28	39	2
1955	Milwaukee	.314	153	602	105	189	37	9	27	106	49	61	3
1956	Milwaukee	.328	153	609	106	200	34	14	26	92	37	54	2
1957	Milwaukee	.322	151	615	118	198	27	6	44	132	57	58	1
1958	Milwaukee	.326	153	601	109	196	34	4	30	95	59	49	4
1959	Milwaukee	.355	154	629	116	223	46	7	39	123	51	54	8
1960	Milwaukee	.292	153	590	102	172	20	11	40	126	60	63	16
1961	Milwaukee	.327	155	603	115	197	39	10	34	120	56	64	21
1962	Milwaukee	.323	156	592	127	191	28	6	45	128	66	73	15
1963	Milwaukee	.319	161	631	121	201	29	4	44	130	78	94	31
1964	Milwaukee	.328	145	570	103	187	30	2	24	95	62	46	22
1965	Milwaukee	.318	150	570	109	181	40	1	32	89	60	81	24
1966	Atlanta	.279	158	603	117	168	23	1	44	127	76	96	21
1967	Atlanta	.307	155	600	113	184	37	3	39	109	63	97	17
1968	Atlanta	.287	160	606	84	174	33	4	29	86	64	62	28
1969	Atlanta	.300	147	547	100	164	30	3	44	97	87	47	9
1970	Atlanta	.298	150	516	103	154	26	1	38	118	74	63	9
1971	Atlanta	.327	139	495	95	162	22	3	47	118	71	58	1
1972	Atlanta	.265	129	449	75	119	10	0	34	77	92	55	4
1973	Atlanta	.301	120	392	84	118	12	1	40	96	68	51	1
1974	Atlanta	.268	112	340	47	91	16	0	20	69	39	29	1
1975	Milwaukee	.234	137	465	45	109	16	2	12	60	70	51	0
1976	Milwaukee	.229	85	271	22	62	8	0	10	35	35	38	0
A.L. Totals		.232	222	736	67	171	24	2	22	95	105	89	0
N.L. Totals		.310	3076	11628	2107	3600	600	96	733	2202	1297	1289	240
Major Totals		.305	3298	12364	2174	3771	624	98	755	2297	1402	1383	240

LEAGUE CHAMPIONSHIP SERIES RECORD

Year	Club, Opp	AVG	G	AB	R	H	2B	3B	HR	RBI	SB
1969	Atl. vs. N.Y.	.357	3	14	3	5	2	0	3	7	0

WORLD SERIES RECORD

Year	Club, Opp	AVG	G	AB	R	H	2B	3B	HR	RBI	SB
1957	Mil. vs. N.Y.	.393	7	28	5	11	0	1	3	7	0
1958	Mil. vs. N.Y.	.333	7	27	3	9	2	0	0	2	0
W.S. Totals		.364	14	55	8	20	2	1	3	9	0



Hall of Famer Hank Aaron hit 733 career home runs for the Braves.



BOBBY COX

6

MANAGER

Full Name **Robert Joe Cox**

Bats **Right**

Throws **Right**

Height **6-0**

Weight **185**

DOB **5/21/1941**

Resides **Tulsa, OK**

Years With Braves **1978-1981, 1990-2010**

Number Retired **2011**

Known as the consummate “players” manager, Bobby Cox treated everyone with respect and dignity. He spent 29 seasons as a Major League skipper, including 25 seasons in two stints at the helm of the Braves. His 2,504 wins rank fourth all-time and include a franchise-best 2,149 victories with the Braves and 355 with the Toronto Blue Jays. Cox posted an overall career record of 2,504-2001-3 (.556). The 2010 campaign marked his final season on the bench, as Atlanta went 91-71 and claimed the National League’s Wild Card. The 2010 campaign was Cox’s 15th with 90 or more wins, tying him for second all-time in 90-win seasons with Hall of Fame skipper Joe McCarthy (15) and putting him one behind the legendary John McGraw (16). Cox and McCarthy are the only managers in Major League history to compile six 100-win seasons. On June 8, 2009, Cox posted his 2,000th Braves victory, making him just the fourth skipper in big-league history to claim 2,000 wins with one team, joining Connie Mack (Athletics), John McGraw (Giants) and Walter Alston (Dodgers). On September 29, 2004, in the season’s final home game, Cox earned his 2,000th career victory with a 6-4 decision over the New York Mets. He became just the ninth skipper in big-league history to reach the milestone. Cox won 15 division crowns in his career, including 14 straight in Atlanta that led to five pennants (1991, 1992, 1995, 1996 and 1999) and one World Championship (1995). He had a string of 15 consecutive winning seasons from 1991 to 2005, tying him with Al Lopez and Earl Weaver for third place all-time in consecutive winning campaigns. Cox was voted the Manager of the Year by the Baseball Writers Association of America four times (1985 with Toronto and 1991, 2004 and 2005

with Atlanta). The Sporting News, in a poll of his peers, honored Cox as the league’s top skipper seven times with the Braves and eight times overall. No other manager has won the Sporting News award more than three times since the magazine started the balloting in 1936. In 1991 the Associated Press named him MLB Manager of the Year, as he became the first manager to earn that honor in both leagues, having also won it while with the Blue Jays in 1985. Cox brought the city of Atlanta its first major professional sports championship in 1995 when the Braves beat Cleveland, four games to two, in the World Series. Cox managed the Braves from 1978 to ‘81, compiling a 266-323 record and laying the groundwork for the club’s NL West title in 1982. He began a four-year tenure as Toronto’s manager in 1982, lifting a habitual last-place team to within one game of attaining a World Series berth in 1985. Cox returned to the Braves as general manager in October 1985 and oversaw a farm system which set the foundation for great success. He added the field managing responsibilities on June 22, 1990, then devoted all his time to those duties when the Braves named John Schuerholz as General Manager in October of that year. When Braves owner Ted Turner fired Cox in 1981, Turner was asked at the press conference who was likely to be the next manager. “It would be Bobby Cox if I hadn’t just fired him,” Turner said. “We need someone like him around here.” The Braves retired Cox’s uniform number 6 and inducted him into the Braves Hall of Fame in August 2011. He was inducted into the National Baseball Hall of Fame in July 2014, along with two of his former pitchers, Greg Maddux and Tom Glavine.

MANAGERIAL RECORD

Year	Club / League	W-L	Overall		Vs. Division		Extra Innings	
			Pct.	Pos.	W-L	Pct.	W-L	Pct
1971	Ft. Lauderdale / FSL	71-70	.504	4th				
1972	West Haven / Eastern	84-56	.600	1st				
1973	Syracuse / International	76-70	.521	3rd				
1974	Syracuse / International	74-70	.514	2nd				
1975	Syracuse / International	72-64	.529	3rd				
1976	Syracuse / International	82-57	.590	2nd				
1978	Atlanta / National	69-93	.426	6th	38-52	.422	6-8	.429

MANAGERIAL RECORD, CONTINUED

Year	Club / League	Overall			Vs. Division		Extra Innings	
		W-L	Pct.	Pos.	W-L	Pct.	W-L	Pct.
1979	Atlanta / National	66-94	.413	6th	42-48	.467	3-9	.250
1980	Atlanta / National	81-80	.503	4th	43-46	.483	8-6	.571
1981	Atlanta / National	50-56-1	.472	5th	31-33	.484	10-4	.714
1982	Toronto / American	78-84	.481	T6th	33-45	.423	10-5	.667
1983	Toronto / American	89-73	.549	4th	39-39	.500	11-6	.647
1984	Toronto / American	89-73-1	.549	2nd	37-41	.474	6-12	.333
1985	Toronto / American	99-62	.615	1st	44-33	.571	12-5	.706
1990	Atlanta / National	40-57	.412	6th	22-35	.386	4-8	.333
1991	Atlanta / National	94-68	.580	1st	51-39	.567	8-6	.571
1992	Atlanta / National	98-64	.605	1st	58-32	.644	10-7	.588
1993	Atlanta / National	104-58	.642	1st	55-23	.705	7-6	.538
1994	Atlanta / National	68-46	.586	2nd	23-16	.590	7-2	.778
1995	Atlanta / National	90-54	.625	1st	31-21	.596	3-9	.250
1996	Atlanta / National	96-66	.593	1st	32-20	.615	6-8	.429
1997	Atlanta / National	101-61	.623	1st	29-19	.604	10-10	.500
1998	Atlanta / National	106-56	.654	1st	30-18	.625	2-4	.333
1999	Atlanta / National	103-59	.636	1st	35-16	.686	17-5	.773
2000	Atlanta / National	95-67	.586	1st	27-24	.529	3-5	.375
2001	Atlanta / National	88-74	.543	1st	42-34	.553	8-8	.500
2002	Atlanta / National	101-59-1	.631	1st	47-28	.627	7-8	.467
2003	Atlanta / National	101-61	.623	1st	41-35	.539	7-10	.412
2004	Atlanta / National	96-66	.593	1st	51-25	.671	7-8	.467
2005	Atlanta / National	90-72	.556	1st	42-33	.560	6-7	.462
2006	Atlanta / National	79-83	.488	3rd	35-38	.479	8-3	.727
2007	Atlanta / National	84-78	.519	3rd	39-33	.542	6-9	.400
2008	Atlanta / National	72-90	.444	4th	31-41	.431	3-10	.231
2009	Atlanta / National	86-76	.531	3rd	41-31	.569	9-7	.563
2010	Atlanta / National	91-71	.562	2nd	38-34	.528	8-7	.533
Minor Totals		459-387	.543		---	---	---	---
Atlanta Totals		2149-1709-2	.557		954-774	.552	173-174	.499
Major Totals		2504-2001-3	.556		1107-931	.543	212-202	.512

RECORD IN POSTSEASON & ALL-STAR GAMES

Year	Club	League	Opponent	D.S.		L.C.S.		W.S.		A.S.G.	
				W	L	W	L	W	L	W	L
1985	Toronto	American	Kansas City	-	-	3	4	-	-	-	-
1991	Atlanta	National	Pittsburgh	-	-	4	3	-	-	-	-
1992	Atlanta	National	Minnesota	-	-	-	-	3	4	-	-
			Pittsburgh	-	-	4	3	-	-	-	-
			Toronto	-	-	-	-	2	4	-	-
1993	Atlanta	National	American	-	-	-	-	-	-	0	1
			Philadelphia	-	-	2	4	-	-	-	-
			American	-	-	-	-	-	-	0	1
1995	Atlanta	National	Colorado	3	1	-	-	-	-	-	-
			Cincinnati	-	-	4	0	-	-	-	-
			Cleveland	-	-	-	-	4	2	-	-
1996	Atlanta	National	Los Angeles	3	0	-	-	-	-	-	-
			St. Louis	-	-	4	3	-	-	-	-
			New York (A)	-	-	-	-	2	4	-	-
1997	Atlanta	National	American	-	-	-	-	-	-	1	0
			Houston	3	0	-	-	-	-	-	-
			Florida	-	-	2	4	-	-	-	-
1998	Atlanta	National	American	-	-	-	-	-	-	0	1
			Chicago	3	0	-	-	-	-	-	-
			San Diego	-	-	2	4	-	-	-	-
1999	Atlanta	National	Houston	3	1	-	-	-	-	-	-
			New York (N)	-	-	4	2	-	-	-	-
			New York (A)	-	-	-	-	0	4	-	-
2000	Atlanta	National	St. Louis	0	3	-	-	-	-	-	-
			American	-	-	-	-	-	-	0	1
			Houston	3	0	-	-	-	-	-	-
2001	Atlanta	National	Arizona	-	-	1	4	-	-	-	-
			Houston	3	0	-	-	-	-	-	-
2002	Atlanta	National	San Francisco	2	3	-	-	-	-	-	
2003	Atlanta	National	Chicago	2	3	-	-	-	-	-	
2004	Atlanta	National	Houston	2	3	-	-	-	-	-	
2005	Atlanta	National	Houston	1	3	-	-	-	-	-	
2010	Atlanta	National	San Francisco	1	3	-	-	-	-	-	
Totals				26	20	30	31	11	18	1	4



TOM GLAVINE

47

PITCHER

Full Name **Thomas Michael Glavine**

Bats **Left**

Throws **Left**

Height **6-0**

Weight **205**

DOB **3/25/1966**

Born **Concord, MA**

Years With Braves **1987-2002, 2008**

Number Retired **2010**

Tom Glavine won 305 regular-season games in his 22-year Major League career. But it was his eight innings of one-hit, shutout baseball in Game 6 of the 1995 World Series that accounted for his most significant victory. The Braves won 1-0 to capture the first championship in Atlanta history, and Glavine earned the series Most Valuable Player. The left-hander arrived in Atlanta in 1987 and he won 20 or more games each year from 1991 to 1993. He won two Cy Young awards, first in 1991 and then in 1998. From 1993 to 1999, the Braves featured arguably the game's top starting rotation – led by Glavine, Greg Maddux and John Smoltz. Over that seven-year stretch, Atlanta won six NL West Division titles and the League Championship Series in 1995, 1996 and 1999 in addition to the 1995 World Series. Glavine also pitched in two other Fall Classics – in 1991 and 1992. Following the 2002 season, Glavine signed as a free agent with the New York Mets.

He won his 300th game on August 5, 2007, an 8-3 verdict over the Chicago Cubs, becoming the 23rd pitcher and just the sixth left-hander to reach that plateau. Glavine returned to Atlanta in 2008 before retiring after the 2009 season. On the Braves' career lists, Glavine ranks fourth in wins (244) and strikeouts (2,091). He had five 20-win seasons, leading the NL or tying for the lead each time. Glavine's lifetime ledger was 305-203 with a 3.54 ERA, and his 682 games started ranked 12th on baseball's all-time list when he retired. Possessing excellent control, the 10-time All-Star was a master at mixing up the speed of his pitches and locating them on – or just off – the corners of the strike zone. He also won four Silver Slugger Awards. Glavine was inducted into the National Baseball Hall of Fame in July 2014, after earning 91.9 percent of the vote in his first year on the ballot.

COMPLETE RECORD

Year	Club	W-L	ERA	G	GS	CG	SHO	SV	IP	H	R	ER	HR	HB	BB	SO	WP	BK
1984	Bradenton	2-3	3.34	8	7	0	0	0	32.1	29	17	12	0	1	13	34	12	0
1985	Sumter	9-6	2.35	26	26	2	1	0	168.2	114	58	44	6	9	73	174	19	0
1986	Greenville	11-6	3.41	22	22	2	1	0	145.1	129	62	55	14	2	70	114	8	0
	Richmond	1-5	5.63	7	7	1	1	0	40.0	40	29	25	4	2	27	12	3	0
1987	Richmond	6-12	3.35	22	22	4	1	0	150.1	142	70	56	15	5	56	91	8	0
	Atlanta	2-4	5.54	9	9	0	0	0	50.1	55	34	31	5	3	33	20	1	1
1988	Atlanta	7-17	4.56	34	34	1	0	0	195.1	201	111	99	12	8	63	84	2	2
1989	Atlanta	14-8	3.68	29	29	6	4	0	186.0	172	88	76	20	2	40	90	2	0
1990	Atlanta	10-12	4.28	33	33	1	0	0	214.1	232	111	102	18	1	78	129	8	1
1991	Atlanta	20-11	2.55	34	34	9	1	0	246.2	201	83	70	17	2	69	192	10	2
1992	Atlanta	20-8	2.76	33	33	7	5	0	225.0	197	81	69	6	2	70	129	5	0
1993	Atlanta	22-6	3.20	36	36	4	2	0	239.1	236	91	85	16	2	90	120	4	0
1994	Atlanta	13-9	3.97	25	25	2	0	0	165.1	173	76	73	10	1	70	140	8	1
1995	Atlanta	16-7	3.08	29	29	3	1	0	198.2	182	76	68	9	5	66	127	3	0
1996	Atlanta	15-10	2.98	36	36	1	0	0	235.1	222	91	78	14	0	85	181	4	0
1997	Atlanta	14-7	2.96	33	33	5	2	0	240.0	197	86	79	20	4	79	152	3	0
1998	Atlanta	20-6	2.47	33	33	4	3	0	229.1	202	67	63	13	2	74	157	3	0
1999	Atlanta	14-11	4.12	35	35	2	0	0	234.0	259	115	107	18	4	83	138	2	0
2000	Atlanta	21-9	3.40	35	35	4	2	0	241.0	222	101	91	24	4	65	152	0	0
2001	Atlanta	16-7	3.57	35	35	1	1	0	219.1	213	92	87	24	2	97	116	2	0
2002	Atlanta	18-11	2.96	36	36	2	1	0	224.2	210	85	74	21	8	78	127	2	0
2003	New York (NL)	9-14	4.52	32	32	0	0	0	183.1	205	94	92	21	2	66	82	2	0
2004	New York (NL)	11-14	3.60	33	33	1	1	0	212.1	204	94	85	20	0	70	109	0	0

2005	New York (NL)	13-13	3.53	33	33	2	1	0	211.1	227	88	83	12	3	61	105	1	0
2006	New York (NL)	15-7	3.82	32	32	0	0	0	198.0	202	94	84	22	6	62	131	1	0
2007	New York (NL)	13-8	4.45	34	34	1	1	0	200.1	219	102	99	23	4	64	89	2	0
2008	Atlanta	2-4	5.54	13	13	0	0	0	63.1	67	40	39	11	1	37	37	0	0
	Myrtle Beach#	0-0	2.25	1	1	0	0	0	4.0	3	1	1	0	1	1	4	0	0
2009	Mississippi#	0-1	3.60	1	1	0	0	0	5.0	4	3	2	0	0	1	1	0	0
	Rome#	1-0	0.00	1	1	0	0	0	6.0	3	0	0	0	0	0	2	1	0
	Mississippi#	0-0	4.50	1	1	0	0	0	2.0	3	1	1	1	1	0	1	0	0
	Gwinnett#	1-0	3.38	2	2	0	0	0	8.0	11	3	3	1	0	2	3	0	0
Minor Totals		31-33	3.19	91	90	9	4	0	561.2	478	244	199	41	20	244	435	51	0
Atlanta Totals		244-147	3.41	518	518	52	22	0	3408.0	3241	1428	1291	258	51	1177	2091	59	7
Major Totals		305-203	3.54	682	682	56	25	0	4413.1	4298	1900	1734	356	66	1500	2607	65	7

Bold indicates led league; #Injury rehabilitation assignment.

DIVISION SERIES RECORD

Year	Club, Opp.	W-L	ERA	G	GS	CG	SHO	SV	IP	H	R	ER	HR	HB	BB	SO	WP	BK
1995	Atl. vs. Col.	0-0	2.57	1	1	0	0	0	7.0	5	3	2	1	0	1	3	0	0
1996	Atl. vs. LA	1-0	1.35	1	1	0	0	0	6.2	5	1	1	0	0	3	7	0	0
1997	Atl. vs. Hou.	1-0	4.50	1	1	0	0	0	6.0	5	3	3	0	0	5	4	0	0
1998	Atl. vs. Chi.	0-0	1.29	1	1	0	0	0	7.0	3	1	1	0	0	1	8	0	0
1999	Atl. vs. Hou.	0-0	3.00	1	1	0	0	0	6.0	5	2	2	0	1	3	6	0	0
2000	Atl. vs. Stl.	0-1	27.00	1	1	0	0	0	2.1	6	7	7	2	1	1	2	0	0
2001	Atl. vs. Hou.	1-0	0.00	1	1	0	0	0	8.0	6	0	0	0	0	2	3	0	0
2002	Atl. vs. SF	0-2	15.26	2	2	0	0	0	7.2	17	13	13	1	0	7	4	0	0
2006	NYM vs. LA	1-0	0.00	1	1	0	0	0	6.0	4	0	0	0	0	2	2	0	0
D.S. Totals		4-3	4.61	10	10	0	0	0	56.2	56	30	29	4	2	25	39	0	0

LEAGUE CHAMPIONSHIP SERIES RECORD

Year	Club, Opp.	W-L	ERA	G	GS	CG	SHO	SV	IP	H	R	ER	HR	HB	BB	SO	WP	BK
1991	Atl. vs. Pit.	0-2	3.21	2	2	0	0	0	14.0	12	5	5	1	0	6	11	0	0
1992	Atl. vs. Pit.	0-2	12.27	2	2	0	0	0	7.1	13	11	10	3	2	3	2	0	0
1993	Atl. vs. Phi.	1-0	2.57	1	1	0	0	0	7.0	6	2	2	1	0	0	5	0	0
1995	Atl. vs. Cin.	0-0	1.29	1	1	0	0	0	7.0	7	1	1	0	1	2	5	0	0
1996	Atl. vs. Stl.	1-1	2.08	2	2	0	0	0	13.0	10	3	3	2	1	0	9	0	0
1997	Atl. vs. Fla.	1-1	5.40	2	2	0	0	0	13.1	13	8	8	0	1	11	9	0	0
1998	Atl. vs. SD	0-2	2.31	2	2	0	0	0	11.2	13	6	3	0	0	9	8	0	0
1999	Atl. vs. NY	1-0	0.00	1	1	0	0	0	7.0	7	0	0	0	0	1	0	0	0
2001	Atl. vs. Ari.	1-1	1.50	2	2	0	0	0	12.0	10	4	2	1	0	5	5	1	0
2006	NYM vs. Stl.	1-1	2.45	2	2	0	0	0	11.0	11	3	3	1	0	5	4	0	0
L.C.S. Totals		6-10	3.22	17	17	0	0	0	103.1	102	43	37	9	5	42	66	1	0

WORLD SERIES RECORD

Year	Club, Opp.	W-L	ERA	G	GS	CG	SHO	SV	IP	H	R	ER	HR	HB	BB	SO	WP	BK
1991	Atl. vs. Min.	1-1	2.70	2	2	1	0	0	13.1	8	6	4	2	0	7	8	0	1
1992	Atl. vs. Tor.	1-1	1.59	2	2	0	0	0	17.0	10	3	3	2	0	4	8	0	0
1995	Atl. vs. Cleve.	2-0	1.29	2	2	0	0	0	14.0	4	2	2	1	0	6	11	1	0
1996	Atl. vs. NYY	0-1	1.29	1	1	0	0	0	7.0	4	2	1	0	0	3	8	0	0
1999	Atl. vs. NYY	0-0	5.14	1	1	0	0	0	7.0	7	5	4	3	0	0	3	0	0
W.S. Totals		4-3	2.16	8	8	3	0	0	58.1	33	18	14	8	0	20	38	1	1

ALL-STAR GAME RECORD

Year	Club, Site	W-L	ERA	G	GS	CG	SHO	SV	IP	H	R	ER	HR	HB	BB	SO	WP	BK
1991	N.L., Tor.	0-0	0.00	1	1	0	0	0	2.0	1	0	0	0	0	1	3	0	0
1992	N.L., SD	0-1	27.00	1	1	0	0	0	1.2	9	5	5	0	0	0	2	0	0
1993	N.L., Bal.						Did Not Pitch											
1996	N.L., Phi.	0-0	0.00	1	0	0	0	0	1.0	0	0	0	0	0	0	1	0	0
1997	N.L., Cle.						Did Not Pitch											
1998	N.L., Col.	0-0	27.00	1	0	0	0	0	1.1	5	4	4	0	0	3	0	0	0
2000	N.L., Atl.	0-0	0.00	1	0	0	0	0	1.0	0	0	0	0	0	0	1	0	0
2002	N.L., Mil.						Did Not Pitch											
2004	N.L., Hou.	0-0	0.00	1	0	0	0	0	1.0	1	0	0	0	0	0	0	0	0
2006	N.L., Pit.						Did Not Pitch											
All-Star Totals		0-1	10.13	6	2	0	0	0	8.0	16	9	9	0	0	4	7	0	0



CHIPPER JONES

10

INFIELDER

 Full Name **Larry Wayne Jones, Jr.**

 Bats **Switch**

 Throws **Right**

 Height **6-4**

 Weight **210**

 DOB **4/24/1972**

 Born **DeLand, FL**

 Years With Braves **1993, 1995-2012**

 Number Retired **2013**

The first overall selection in the 1990 draft, Chipper Jones became one of greatest switch hitters in baseball history. The Atlanta career leader in nearly every offensive category, Jones batted .303 with 2,726 hits, 1,619 runs, 468 home runs and 1,623 RBI in 2,499 games. Jones is the only switch hitter in Major League history to post a .300 career batting average and hit at least 300 home runs. He ranks second all-time in batting average among switch hitters to Frankie Frisch (.316), third in home runs to Mickey Mantle (536) and Eddie Murray (504) and second in RBI to Murray (1,917). The runner-up for the 1995 National League Rookie of the Year award (to Hideo Nomo), Jones quickly established himself as one of the premier third basemen in the game. He finished in the top 10 in NL MVP voting six times and in 1999 he claimed the award, when he batted .323 with 20 homers and 46 RBI in 55 games from August 1 to the end of the season. His overall numbers for the '99 campaign included a .319 average with 116 runs, 41 doubles, 45

homers, 110 RBI and 126 walks. Jones was at his best on the big stage, especially at New York's Shea Stadium, where fans loved to derisively chant his given name, Larry. In 245 career games against the Mets, Jones batted .309 with 49 home runs and 159 RBI. In 93 career postseason games, he batted .287 with 13 home runs and 47 RBI. On July 5, 2007 at Los Angeles, he passed Dale Murphy (371) for the most home runs in Atlanta history. He hit his 400th career homer in the sixth inning on June 5, 2008 off Florida's Ricky Nolasco, en route to claiming the NL batting title with a .364 average that season. On May 27, 2010, Jones established the Braves franchise mark with his 1,377th walk, passing Eddie Mathews. An eight-time All-Star, Jones was voted the NL's starting third baseman four times. He was elected to the National Baseball Hall of Fame in 2018 with 97.2% of the vote, while the Braves inducted Jones into the club's Hall of Fame and retired his uniform number 10 in June 2013. He was named to the Georgia Sports Hall of Fame in February of 2015.

COMPLETE RECORD

Year	Club	AVG	G	AB	R	H	2B	3B	HR	RBI	SH	SF	HP	BB	SO	SB-CS	OBP	SLG	E	
1990	GCL Braves	.229	44	140	20	32	1	1	1	18	2	2	6	14	25	5-3	.321	.271	18	
1991	Macon	.326	136	473	104	154	24	11	15	98	1	10	3	69	70	40-9	.407	.518	56	
1992	Durham	.277	70	264	43	73	22	1	4	31	1	3	2	31	34	10-8	.353	.413	14	
	Greenville	.346	67	266	43	92	17	11	9	42	4	4	0	11	32	14-1	.367	.594	18	
1993	Richmond	.325	139	536	97	174	31	12	13	89	3	6	1	57	70	23-8	.387	.500	43	
	Atlanta	.667	8	3	2	2	1	0	0	0	0	0	0	1	1	0-0	.750	1.000	0	
1994	Atlanta																			
1995	Atlanta	.265	140	524	87	139	22	3	23	86	1	4	0	73	99	8-4	.353	.450	25	
1996	Atlanta	.309	157	598	114	185	32	5	30	110	1	7	0	87	88	14-1	.393	.530	17	
1997	Atlanta	.295	157	597	100	176	41	3	21	111	0	6	0	76	88	20-5	.371	.479	15	
1998	Atlanta	.313	160	601	123	188	29	5	34	107	1	8	1	96	93	16-6	.404	.547	12	
1999	Atlanta	.319	157	567	116	181	41	1	45	110	0	6	2	126	94	25-3	.441	.633	17	
2000	Atlanta	.311	156	579	118	180	38	1	36	111	0	10	2	95	64	14-7	.404	.566	25	
2001	Atlanta	.330	159	572	113	189	33	5	38	102	0	5	2	98	82	9-10	.427	.605	18	
2002	Atlanta	.327	158	548	90	179	35	1	26	100	0	5	2	107	89	8-2	.435	.536	7	
2003	Atlanta	.305	153	555	103	169	33	2	27	106	0	6	1	94	83	2-2	.402	.517	7	
2004	Atlanta	.248	137	472	69	117	20	1	30	96	0	7	4	84	96	2-0	.362	.485	6	
	Rome#	.000	1	4	0	0	0	0	0	0	0	0	0	0	0	0-0	1.000	.000	0	
2005	Atlanta	.296	109	358	66	106	30	0	21	72	0	2	0	72	56	5-1	.412	.556	5	
	Rome#	.500	3	6	1	3	0	0	0	2	0	0	0	3	1	0-0	.667	.500	1	
2006	Atlanta	.324	110	411	87	133	28	3	26	86	0	4	1	61	73	6-1	.409	.596	18	
	Mississippi#	.167	2	6	1	1	0	0	0	0	0	0	0	2	0	0-0	.167	.167	1	
2007	Atlanta	.337	134	513	108	173	42	4	29	102	0	5	0	82	75	5-1	.425	.604	9	
2008	Atlanta	.364	128	439	82	160	24	1	22	75	0	4	1	90	61	4-0	.470	.574	13	
2009	Atlanta	.264	143	488	80	129	23	2	18	71	0	6	1	101	89	4-1	.388	.430	22	
2010	Atlanta	.265	95	317	47	84	21	0	10	46	0	3	0	61	47	5-0	.381	.426	10	
2011	Atlanta	.275	126	455	56	125	33	1	18	70	0	6	0	51	80	2-2	.344	.470	6	
	Rome#	.333	2	3	0	1	0	0	0	1	0	1	0	2	1	0-0	.500	.333	0	
2012	Atlanta	.287	112	387	58	111	23	0	14	62	0	3	1	57	51	1-0	.377	.455	11	
	Rome#	.250	2	4	0	1	0	0	0	1	0	0	0	2	1	0-0	.500	.250	1	
Minor Totals		.312	466	1702	309	531	95	36	42	282	11	26	12	189	236	92-30	.379	.484	152	
Major Totals		.303	2499	8984	1619	2726	549	38	468	1623	3	97	18	1512	1409	150-46	.401	.529	243	

Bold indicates led league; # Injury rehabilitation assignment.

WILD CARD GAME RECORD

Year	Club, Opp.	AVG	G	AB	R	H	2B	3B	HR	RBI	SH	SF	HP	BB	SO	SB	CS	E
2012	Atl. vs. Stl.	.200	1	5	0	1	0	0	0	0	0	0	0	0	1	0	0	1

DIVISION SERIES RECORD

Year	Club, Opp.	AVG	G	AB	R	H	2B	3B	HR	RBI	SH	SF	HP	BB	SO	SB	CS	E
1995	Atl. vs. Col.	.389	4	18	4	7	2	0	2	4	0	0	0	2	2	2	0	0
1996	Atl. vs. LA	.222	3	9	2	2	0	0	1	2	0	0	0	3	4	1	1	0
1997	Atl. vs. Hou.	.500	3	8	3	4	0	0	1	2	0	1	0	3	2	1	0	1
1998	Atl. vs. Chi.	.200	2	10	2	2	0	0	0	1	0	0	0	4	3	0	0	0
1999	Atl. vs. Hou.	.231	4	13	2	3	0	0	0	1	0	1	0	5	2	0	0	1
2000	Atl. vs. Stl.	.333	3	12	2	4	1	0	0	1	0	0	0	1	4	0	0	2
2001	Atl. vs. Hou.	.444	3	9	2	4	0	0	2	5	0	0	0	3	1	0	1	0
2002	Atl. vs. SF	.294	5	17	3	5	0	0	0	2	0	0	0	5	2	0	0	0
2003	Atl. vs. Chi.	.167	5	18	3	3	0	0	2	6	0	0	0	3	4	0	0	0
2004	Atl. vs. Hou.	.200	5	20	4	4	0	0	0	0	0	0	0	3	2	0	0	0
2005	Atl. vs. Hou.	.176	4	17	3	3	2	0	1	2	0	0	0	4	4	0	0	0
D.S. Totals		.272	41	151	30	41	5	0	9	26	0	2	0	36	30	2	2	4

LEAGUE CHAMPIONSHIP SERIES RECORD

Year	Club, Opp.	AVG	G	AB	R	H	2B	3B	HR	RBI	SH	SF	HP	BB	SO	SB	CS	E
1995	Atl. vs. Cin.	.438	4	16	3	7	0	0	1	3	0	0	0	3	1	1	0	0
1996	Atl. vs. StL.	.440	7	25	6	11	2	0	0	4	0	1	0	3	1	1	0	1
1997	Atl. vs. Fla.	.292	6	24	5	7	1	0	2	4	1	0	0	2	3	0	0	0
1998	Atl. vs. SD	.208	6	24	2	5	1	0	0	1	0	0	0	4	5	0	0	0
1999	Atl. vs. NY	.263	6	19	3	5	2	0	0	1	0	0	1	9	7	3	0	2
2001	Atl. vs. Ari.	.263	5	19	1	5	1	0	0	2	0	0	0	3	6	0	0	1
L.C.S. Totals		.315	34	127	20	40	7	0	3	15	1	1	1	24	23	5	0	4

WORLD SERIES RECORD


Year	Club, Opp.	AVG	G	AB	R	H	2B	3B	HR	RBI	SH	SF	HP	BB	SO	SB	CS	E
1995	Atl. vs. Cle.	.286	6	21	3	6	3	0	0	1	0	1	0	4	3	0	0	1
1996	Atl. vs. NY	.286	6	21	3	6	3	0	0	3	0	1	0	4	2	1	0	0
1999	Atl. vs. NY	.231	4	13	2	3	0	0	1	2	0	0	0	4	2	0	1	0
W.S. Totals		.273	16	55	8	15	6	0	1	6	0	2	0	12	7	1	1	1

ALL-STAR GAME RECORD

Year	Club, Site	AVG	G	AB	R	H	2B	3B	HR	RBI	SH	SF	HP	BB	SO	SB	CS	E
1996	N.L., Phi.	.500	1	2	1	1	0	0	0	0	0	0	0	0	0	0	0	0
1997	N.L., Cle.	.000	1	1	0	0	0	0	0	0	0	0	0	1	0	0	0	0
1998	N.L., Col.	.000	1	2	1	0	0	0	0	0	0	0	0	0	0	0	0	0
2000	N.L., Atl.	1.000	1	3	1	3	0	0	1	1	0	0	0	0	0	0	0	0
2001	N.L., Sea.	.000	1	2	0	0	0	0	0	0	0	0	0	0	0	0	0	0
2008	N.L., NYY	.333	1	3	0	1	0	0	0	0	0	0	0	0	1	0	0	0
2011	N.L., Ari.					Injured - Did not play												
2012	N.L., KC	1.000	1	1	0	1	0	0	0	0	0	0	0	0	0	0	0	0
All-Star Totals		.429	7	14	3	6	0	0	1	1	0	0	0	1	1	0	0	0

WORLD BASEBALL CLASSIC RECORD

Year	Club	AVG	G	AB	R	H	2B	3B	HR	RBI	SH	SF	HP	BB	SO	SB	CS	E
2006	United States	.353	6	17	6	6	1	0	2	2	2	2	1	4	1	0	0	0
2009	United States	.000	3	10	0	0	0	0	0	0	0	0	0	1	6	0	0	0
W.B.C. Totals		.222	9	27	6	6	1	0	2	2	2	2	1	5	7	0	0	0



GREG MADDUX

31

PITCHER

Full Name **Gregory Alan Maddux**

Bats **Right**

Throws **Right**

Height **6-0**

Weight **170**

DOB **4/14/1966**

Born **San Angelo, TX**

Years With Braves **1993-2003**

Number Retired **2009**

Greg Maddux became the most dominant pitcher in baseball during his 11 seasons with the Braves from 1993 to 2003. On the heels of winning his first Cy Young Award in 1992 with the Chicago Cubs, Maddux signed with the Braves as a free agent and proceeded to win three consecutive Cy Young awards. With Atlanta, Maddux led the NL in ERA four times (1993, 1994, 1995 and 1998) and wins twice (1994 and 1995). His franchise-record 1.56 ERA during the 1994 season was the second-lowest in the major leagues since Bob Gibson's 1.12 mark in 1968. In 1995, Maddux went 19-2 with a 1.63 ERA while leading the league with 209.2 innings pitched, 10 complete games and three shutouts and helping the Braves win the World Series. On the Braves' career lists, Maddux ranks second in ERA (2.63), fifth in strikeouts (1,828), sixth in wins (194) and 10th in shutouts (21). The right-hander known as "Mad Dog" featured pinpoint control and uncanny late movement on his fastball. After leaving Atlanta, Maddux

had a second stint with the Cubs and before playing for the Los Angeles Dodgers and San Diego Padres. He won 15 or more games for 17 consecutive seasons (1988-2004) – the only pitcher in major league history to do so. Upon his retirement, Maddux ranked eighth all-time with 355 wins and 10th with 3,371 strikeouts. He won a record 18 Gold Gloves, including 10 with the Braves. He was an eight-time All-Star and the NL starting pitcher in 1994, 1997 and 1998. Maddux was inducted into the Braves Hall of Fame in 2009. At the induction ceremony, manager Bobby Cox remarked: "I get asked all the time was he the best pitcher I ever saw? Was he the smartest pitcher I ever saw? The most competitive I ever saw? The best teammate I ever saw? The answer is yes to all of those." Maddux was inducted into the National Baseball Hall of Fame in 2014, earning 97.2 percent of the vote (the 10th-highest total ever) in his first year on the ballot.

COMPLETE RECORD

Year	Club	W-L	ERA	G	GS	CG	SHO	SV	IP	H	R	ER	HR	HB	BB	SO	WP	BK
1984	Pikeville	6-2	2.63	14	12	2	2	0	85.2	63	35	25	2	8	41	62	4	1
1985	Peoria	13-9	3.19	27	27	6	0	0	186.0	176	86	66	9	6	52	125	5	2
1986	Pittsfield	4-3	2.69	8	8	4	2	0	63.2	49	22	19	1	1	15	35	1	4
	Iowa	10-1	3.02	18	18	5	2	0	128.1	127	49	43	3	12	30	65	4	5
1987	Chicago (NL)	2-4	5.52	6	5	1	0	0	31.0	44	20	19	3	1	11	20	2	0
	Iowa	3-0	0.98	4	4	2	2	0	27.2	17	3	3	1	2	12	22	2	0
1988	Chicago (NL)	6-14	5.61	30	27	1	1	0	155.2	181	111	97	17	4	74	101	4	7
	Chicago (NL)	18-8	3.18	34	34	9	3	0	249.0	230	97	88	13	9	81	140	3	6
1989	Chicago (NL)	19-12	2.95	35	35	7	1	0	238.1	222	90	78	13	6	82	135	5	3
1990	Chicago (NL)	15-15	3.46	35	35	8	2	0	237.0	242	116	91	11	4	71	144	3	3
1991	Chicago (NL)	15-11	3.35	37	37	7	2	0	263.0	232	113	98	18	6	66	198	6	3
1992	Chicago (NL)	20-11	2.81	35	35	9	4	0	268.0	201	68	65	7	14	70	199	5	0
1993	Atlanta	20-10	2.36	36	36	8	1	0	267.0	228	85	70	14	6	52	197	5	1
1994	Atlanta	16-6	1.56	25	25	10	3	0	202.0	150	44	35	4	6	31	156	3	1
1995	Atlanta	19-2	1.63	28	28	10	3	0	209.2	147	39	38	8	4	23	181	1	0
1996	Atlanta	15-11	2.72	35	35	5	1	0	245.0	225	85	74	11	3	28	172	4	0
1997	Atlanta	19-4	2.20	33	33	5	2	0	232.2	200	58	57	9	6	20	177	0	0
1998	Atlanta	18-9	2.22	34	34	9	5	0	251.0	201	75	62	13	7	45	204	4	0
1999	Atlanta	19-9	3.57	33	33	4	0	0	219.1	258	103	87	16	4	37	136	1	0
2000	Atlanta	19-9	3.00	35	35	6	3	0	249.1	225	91	83	19	10	42	190	1	2
2001	Atlanta	17-11	3.05	34	34	3	3	0	235.0	220	86	79	20	7	27	173	2	0
2002	Atlanta	16-6	2.62	34	34	0	0	0	199.1	194	67	58	14	4	45	118	1	0
2003	Atlanta	16-11	3.96	36	36	1	0	0	218.1	225	112	96	24	8	33	124	3	0

2004	Chicago (NL)	16-11	4.02	33	33	2	1	0	212.2	218	103	95	35	9	33	151	2	0
2005	Chicago (NL)	13-15	4.24	35	35	3	0	0	225.0	239	112	106	29	7	36	136	8	0
2006	Chicago (NL)	9-11	4.69	22	22	0	0	0	136.1	153	78	71	14	0	23	81	0	0
	Los Angeles (NL)	6-3	3.30	12	12	0	0	0	73.2	66	31	27	6	0	14	36	0	0
2007	San Diego	14-11	4.14	34	34	1	0	0	198.0	221	92	91	14	6	25	104	5	0
2008	San Diego	6-9	3.99	26	26	0	0	0	153.1	161	80	68	16	5	26	80	2	2
	Los Angeles (NL)	2-4	5.09	7	7	0	0	0	40.2	43	25	23	5	1	4	18	0	0
Minor Totals		36-15	2.86	71	69	19	8	0	491.1	432	195	156	16	29	150	309	16	12
Atlanta Totals		194-88	2.63	363	363	61	21	0	2526.2	2273	845	739	152	65	383	1828	25	4
Major Totals		355-227	3.16	744	740	109	35	0	5008.1	4726	1981	1756	353	137	999	3371	70	28

Bold indicates led league; #Injury rehabilitation assignment.

DIVISION SERIES RECORD

Year	Club, Opp.	W-L	ERA	G	GS	CG	SHO	SV	IP	H	R	ER	HR	HB	BB	SO	WP	BK
1995	Atl. vs. Col.	1-0	4.50	2	2	0	0	0	14.0	19	7	7	3	1	2	7	0	0
1996	Atl. vs. LAD	1-0	0.00	1	1	0	0	0	7.0	3	2	0	0	0	0	7	0	0
1997	Atl. vs. Hou.	1-0	1.00	1	1	1	0	0	9.0	7	1	1	0	0	1	6	0	0
1998	Atl. vs. Chi.	1-0	2.57	1	1	0	0	0	7.0	7	2	2	0	0	0	4	0	0
1999	Atl. vs. Hou.	0-1	2.57	2	1	0	0	0	7.0	10	2	2	2	0	5	5	0	0
2000	Atl. vs. StL.	0-1	11.25	1	1	0	0	0	4.0	9	7	5	1	0	3	2	0	0
2001	Atl. vs. Hou.	0-0	3.00	1	1	0	0	0	6.0	4	3	2	1	0	3	5	0	0
2002	Atl. vs. SF	1-0	3.00	1	1	0	0	0	6.0	5	2	2	1	1	1	3	0	0
2003	Atl. vs. Chi.	0-1	3.00	1	1	0	0	0	6.0	6	2	2	0	0	1	1	1	0
2006	LAD vs. NYM	0-0	9.00	1	1	0	0	0	4.0	7	4	4	0	1	2	0	0	0
2008	LAD vs. Chi.	0-0	0.00	1	0	0	0	0	1.0	1	0	0	0	0	0	0	0	0
D.S. Totals		5-3	3.42	13	11	1	0	0	71.0	78	32	27	8	3	18	40	1	0

LEAGUE CHAMPIONSHIP SERIES RECORD

Year	Club, Opp.	W-L	ERA	G	GS	CG	SHO	SV	IP	H	R	ER	HR	HB	BB	SO	WP	BK
1989	Chi. vs. SF	0-1	13.50	2	2	0	0	0	7.1	13	12	11	2	1	4	5	1	0
1993	Atl. vs. Phi.	1-1	4.97	2	2	0	0	0	12.2	11	8	7	2	0	7	11	0	0
1995	Atl. vs. Cin.	1-0	1.13	1	1	0	0	0	8.0	7	1	1	0	1	2	4	1	0
1996	Atl. vs. StL.	1-1	2.51	2	2	0	0	0	14.1	15	9	4	1	0	2	10	1	0
1997	Atl. vs. Fla.	0-2	1.38	2	2	0	0	0	13.0	9	7	2	0	1	4	16	0	0
1998	Atl. vs. SD	0-1	3.00	2	1	0	0	1	6.0	5	2	2	0	1	3	4	0	0
1999	Atl. vs. NYM	1-0	1.93	2	2	0	0	0	14.0	12	3	3	1	0	1	7	0	0
2001	Atl. vs. Ari.	0-2	5.40	2	2	0	0	0	10.0	14	8	6	0	1	2	7	0	0
2008	LAD vs. Phi.	0-0	0.00	2	0	0	0	0	3.0	3	2	0	0	0	1	3	0	0
L.C.S. Totals		4-8	3.67	17	14	0	0	1	88.1	89	52	36	6	5	26	67	3	0

WORLD SERIES RECORD

Year	Club, Opp.	W-L	ERA	G	GS	CG	SHO	SV	IP	H	R	ER	HR	HB	BB	SO	WP	BK
1995	Atl. vs. Cle.	1-1	2.25	2	2	1	0	0	16.0	9	6	4	1	0	3	8	0	0
1996	Atl. vs. NYY	1-1	1.72	2	2	0	0	0	15.2	14	3	3	0	1	1	5	0	0
1999	Atl. vs. NYY	0-1	2.57	1	1	0	0	0	7.0	5	4	2	0	0	3	5	0	0
W.S. Totals		2-3	2.09	5	5	1	0	0	38.2	28	13	9	1	1	7	18	0	0

ALL-STAR GAME RECORD

Year	Club, Site	W-L	ERA	G	GS	CG	SHO	SV	IP	H	R	ER	HR	HB	BB	SO	WP	BK
1988	N.L., Cin.						Did Not Pitch											
1992	N.L., SD	0-0	6.75	1	0	0	0	0	1.1	1	1	1	1	1	0	0	0	0
1994	N.L., Pit.	0-0	3.00	1	1	0	0	0	3.0	3	1	1	0	1	0	2	0	0
1995	N.L., Tex.						Did Not Pitch											
1996	N.L., Phi.						Did Not Pitch											
1997	N.L., Cle.	0-0	4.50	1	1	0	0	0	2.0	2	1	1	1	1	0	0	0	0
1998	N.L., Col.	0-0	0.00	1	1	0	0	0	2.0	3	0	0	0	0	1	1	0	0
2000	N.L., Atl.						Did Not Pitch											
All-Star Totals		0-0	3.24	4	3	0	0	0	8.1	9	3	3	2	3	1	3	0	0



EDDIE MATHEWS

41

INFIELDER

Full Name **Edwin Lee Mathews**

Batted **Left**

Threw **Right**

Height **6-1**

Weight **200**

DOB **10/13/1931**

Born **Texarkana, TX**

Died: **2/18/2001 in LaJolla, CA**

Years With Braves **1952-66** Number Retired: **1969**

Eddie Mathews is the only player in franchise history to play for the Braves in Boston (1952), Milwaukee (1953-65) and Atlanta (1966). The nine-time N.L. All-Star third baseman ranks second in club annals with 493 home runs; and third with 2,223 games, 8,049 at-bats, 1,452 runs, 2,201 hits, 338 doubles, 1,388 RBI and 4,158 total bases. Mathews finished third in Rookie of the Year balloting in 1952, and the following year was runner-up for Most Valuable Player after leading the NL with 47 home runs (tied for the second-most in Braves' history) to go with a .302 batting average and a franchise-record 135 RBI. Mathews also was the MVP runner-up in 1959, when

he batted .306 with a league-best 46 homers and 114 RBI. He played for the 1957 World Series champions (his 10th-inning two-run homer won Game 4) and the 1958 NL pennant winners. Following the 1966 season, Mathews was traded to the Houston Astros, and he became the seventh player in baseball history to hit 500 career home runs July 14, 1967. He subsequently played for the Detroit Tigers in 1967 and 1968. Mathews returned to the Braves as a coach in 1971 and served as manager from 1972 to 1974, compiling a 149-161-1 record. Mathews was inducted into the National Baseball Hall of Fame in 1978 and into the Braves Hall of Fame in 1999.

COMPLETE RECORD

Year	Club	AVG	G	AB	R	H	2B	3B	HR	RBI	BB	SO	SB
1949	High Point	.366	62	238	62	87	20	3	17	56	---	---	5
1950	Atlanta	.286	146	552	103	158	24	9	32	106	---	---	4
1951	Milwaukee	.333	12	9	2	3	0	0	1	5	---	---	0
	Atlanta	.289	37	128	23	37	5	4	6	29	---	---	0
1952	Boston	.242	145	528	80	128	23	5	25	58	59	115	6
1953	Milwaukee	.302	157	579	110	175	31	8	47	135	99	83	1
1954	Milwaukee	.290	138	476	96	138	21	4	40	103	113	61	10
1955	Milwaukee	.289	141	499	108	144	23	5	41	101	109	98	3
1956	Milwaukee	.272	151	552	103	150	21	2	37	95	91	86	6
1957	Milwaukee	.292	148	572	109	167	28	9	32	94	90	79	2
1958	Milwaukee	.251	149	546	97	137	18	1	31	77	85	85	5
1959	Milwaukee	.306	148	594	118	182	16	8	46	114	80	71	2
1960	Milwaukee	.277	153	548	108	152	19	7	39	124	111	113	7
1961	Milwaukee	.306	152	572	103	175	23	6	32	91	93	95	12
1962	Milwaukee	.265	152	536	106	142	25	6	29	90	101	90	4
1963	Milwaukee	.263	158	547	82	144	27	4	23	84	124	119	3
1964	Milwaukee	.235	141	502	83	117	19	1	23	74	85	100	2
1965	Milwaukee	.251	156	546	77	137	23	0	32	95	73	110	1
1966	Atlanta	.250	134	452	72	113	21	4	16	53	63	82	1
1967	Houston	.238	101	328	39	78	13	2	10	38	48	65	2
	Detroit	.231	36	108	14	25	3	0	6	19	15	23	0
1968	Detroit	.212	31	52	4	11	0	0	3	8	5	12	0
Minor Totals		.307	257	927	190	285	49	16	56	196			9
A.L. Totals		.225	67	160	18	36	3	0	9	27	20	35	0
N.L. Totals		.272	2324	8377	1491	2279	351	72	503	1426	1424	1452	68
Braves Totals		.273	2223	8049	1452	2201	338	70	493	1388	1376	1387	66
Major Totals		.271	2591	8537	1509	2315	354	72	512	1453	1444	1487	68

WORLD SERIES RECORD

Year	Club, Opp	AVG	G	AB	R	H	2B	3B	HR	RBI	BB	SO	SB
1957	Mil. vs. NY	.227	7	22	4	5	3	0	1	4	8	5	0
1958	Mil. vs. NY	.160	7	25	3	4	2	0	0	3	6	11	1
1968	Det. vs. StL.	.333	2	3	0	1	0	0	0	0	1	1	0
W.S. Totals		.200	16	50	7	10	5	0	1	7	15	17	1



DALE MURPHY

3

OUTFIELDER Full Name **Dale Bryan Murphy**
Bats **Right**Throws **Right**Height **6-5**Weight **215**DOB **3/12/1956**Born **Portland, OR**Years With Braves **1976-90**Number Retired **1994**

The Braves drafted Dale Murphy No. 5 overall in 1974, but five years later he had yet to reach his potential as a sometime catcher/sometime first baseman. Then, manager Bobby Cox made Murphy a full-time outfielder and from 1980 to 1989, Murphy averaged 31 home runs and 93 RBI. He was the back-to-back NL Most Valuable Player in 1982 (.281, 36 home runs, 109 RBI and 23 stolen bases) and 1983 (.302, 36 home runs, 121 RBI, franchise-record 131 runs scored and 30 stolen bases). In 1983, Murphy became the sixth different player in baseball history with 30 home runs and 30 stolen bases in a season. He led the NL with 332 total bases and tied for the lead with 36 home runs in 1984 and topped the circuit with 37 home runs and 118 runs scored the

following year. From September 26, 1981, to July 8, 1986, Murphy played in 740 consecutive games. He appeared in seven All-Star Games – leading all vote-getters in 1985 – and won five Gold Glove Awards and four Silver Slugger Awards. Throughout his career, Murphy displayed a high moral character, receiving the Lou Gehrig Award in 1985 and the Roberto Clemente Award in 1988. On the Braves' career lists, he is fourth in games played (1,926), runs (1,103), hits (1,901), home runs (371), RBI (1,143) and total bases (3,394), and he is second in each category to Chipper Jones since the franchise moved to Atlanta. "Murph" was inducted into the Braves Hall of Fame in 2000.

COMPLETE RECORD

Year	Club	AVG	G	AB	R	H	2B	3B	HR	RBI	BB	SO	SB
1974	Kingsport	.254	54	181	28	46	7	0	5	31	24	53	0
1975	Greenwood	.228	131	443	48	101	20	1	5	48	36	63	5
1976	Savannah	.267	104	352	37	94	13	5	12	55	25	61	6
	Richmond	.260	18	50	10	13	1	1	4	8	1	12	0
	Atlanta	.262	19	65	3	17	6	0	0	9	7	9	0
1977	Richmond	.305	127	466	71	142	33	4	22	90	33	64	4
	Atlanta	.316	18	76	5	24	8	1	2	14	0	8	0
1978	Atlanta	.226	151	530	66	120	14	3	23	79	42	145	11
1979	Atlanta	.276	104	384	53	106	7	2	21	57	38	67	6
1980	Atlanta	.281	156	569	98	160	27	2	33	89	59	133	9
1981	Atlanta	.247	104	369	43	91	12	1	13	50	44	72	14
1982	Atlanta	.281	162	598	113	168	23	2	36	109	93	134	23
1983	Atlanta	.302	162	589	131	178	24	4	36	121	90	110	30
1984	Atlanta	.290	162	607	94	176	32	8	36	100	79	134	19
1985	Atlanta	.300	162	616	118	185	32	2	37	111	90	141	10
1986	Atlanta	.265	160	614	89	163	29	7	29	83	75	141	7
1987	Atlanta	.295	159	566	115	167	27	1	44	105	115	136	16
1988	Atlanta	.226	156	592	77	134	35	4	24	77	74	125	3
1989	Atlanta	.228	154	574	60	131	16	0	20	84	65	142	3
1990	Atlanta	.232	97	349	38	81	14	0	17	55	41	84	9
	Philadelphia	.266	57	214	22	57	9	1	7	28	20	46	0
1991	Philadelphia	.252	153	544	66	137	33	1	18	81	48	93	1
1992	Philadelphia	.161	18	62	5	10	1	0	2	7	1	13	0
1993	Colorado	.143	26	42	1	6	1	0	0	7	5	15	0
Braves Totals		.268	1926	7098	1103	1901	306	37	371	1143	912	1581	160
Major Totals		.265	2180	7960	1197	2111	350	39	398	1266	986	1748	161

LEAGUE CHAMPIONSHIP SERIES RECORD

Year	Club, Opp	AVG	G	AB	R	H	2B	3B	HR	RBI	BB	SO	SB
1982	Atl. vs. StL.	.273	3	11	1	3	0	0	0	0	0	2	1



PHIL NIEKRO

35

PITCHER Full Name **Philip Henry Niekro**
 Bats **Right** Throws **Right**
 Height **6-1** Weight **180**
 DOB **4/1/1939** Born **Blaine, OH**
 Years With Braves **1964-83, 1987**
 Number Retired **1984**

Phil Niekro baffled opposing batters with his knuckleball for nearly a quarter of a century. He owns or shares 13 Atlanta career pitching records and is the franchise career leader with 740 games pitched, while ranking second in games started (595), innings pitched (4622.2), shutouts (43) and strikeouts (2,912); third in wins (268); fifth in complete games (226); and 10th in ERA (3.20). Niekro was a three-time 20-game winner (23 in 1969, 20 in 1974 and 21 in 1979) and won 10 or more games for 14 straight seasons from 1967 until the strike-shortened 1981 campaign. . . Niekro authored a no-hitter against San Diego on Aug. 5,

1973, winning 9-0 at Atlanta Stadium. Niekro pitched for the New York Yankees (1984-85), Cleveland Indians (1986-87) and Toronto Blue Jays (1987) before returning to the Braves late in 1987 at the age of 48. On Oct. 6, 1985, Niekro shut out Toronto 8-0 for his 300th career win. Niekro ranks fourth in baseball history with 5,404.1 innings pitched, 11th with 3,342 strikeouts and 16th with 318 wins. Over the course of his 24-year career, he was a five-time All-Star – four times with Atlanta – and won five Gold Glove Awards. “Knucksie” was inducted into the National Baseball Hall of Fame in 1997 and into the Braves Hall of Fame in 1999.

COMPLETE RECORD

Year	Club	W-L	ERA	G	GS	CG	SHO	SV	IP	H	R	ER	BB	SO
1959	Wellsville	2-1	7.46	10	2	0	---	---	35.0	47	38	29	24	16
	McCook	7-2	3.12	23	0	0	---	---	52.0	35	20	18	29	48
1960	Jacksonville	6-4	2.77	38	3	0	---	---	84.0	66	36	26	52	52
	Louisville	1-0	3.60	6	0	0	---	---	10.0	11	5	4	9	2
1961	Austin	4-4	2.95	51	1	0	---	---	110.0	100	45	36	53	84
1962	Louisville	9-6	3.86	49	1	1	---	---	98.0	111	50	42	41	48
1963	Denver													
1964	Denver	11-5	3.45	29	21	13	---	---	172.0	172	79	66	45	119
	Milwaukee	0-0	4.80	10	0	0	0	0	15.0	15	10	8	7	8
1965	Milwaukee	2-3	2.88	41	1	0	0	6	74.2	73	32	24	26	49
1966	Atlanta	4-3	4.11	28	0	0	0	2	50.1	48	32	23	23	17
	Richmond	3-4	3.67	17	4	2	0	0	43.0	43	27	22	16	36
1967	Atlanta	11-9	1.87	46	20	10	1	9	207.0	164	64	43	55	129
1968	Atlanta	14-12	2.59	37	34	15	5	2	256.2	228	83	74	45	140
1969	Atlanta	23-13	2.57	40	35	21	4	1	284.0	235	93	81	57	193
1970	Atlanta	12-18	4.27	34	32	10	3	0	230.0	222	124	109	68	168
1971	Atlanta	15-14	2.98	42	36	18	4	2	269.0	248	112	89	70	173
1972	Atlanta	16-12	3.06	38	36	17	1	0	282.0	254	112	96	53	164
1973	Atlanta	13-10	3.31	42	30	9	1	4	245.0	214	103	90	89	131
1974	Atlanta	20-13	2.38	41	39	18	6	1	302.0	249	91	80	88	195
1975	Atlanta	15-15	3.20	39	37	13	1	0	276.0	285	115	98	72	144
1976	Atlanta	17-11	3.29	39	37	10	2	0	271.0	249	116	99	101	173
1977	Atlanta	16-20	4.04	44	43	20	2	0	330.0	315	166	148	164	262
1978	Atlanta	19-18	2.88	44	42	22	4	1	334.0	295	129	107	102	248
1979	Atlanta	21-20	3.39	44	44	23	1	0	342.0	311	160	129	113	208
1980	Atlanta	15-18	3.63	40	38	11	3	1	275.0	256	119	111	85	176
1981	Atlanta	7-7	3.11	22	22	3	3	0	139.0	120	56	48	56	62
1982	Atlanta	17-4	3.61	35	35	4	2	0	234.1	225	106	94	73	144
1983	Atlanta	11-10	3.97	34	33	2	0	0	201.2	212	94	89	105	128
1984	New York (AL)	16-8	3.09	32	31	5	1	0	215.2	219	85	74	76	136
1985	New York (AL)	16-12	4.09	33	33	7	1	0	220.0	203	110	100	120	149
1986	Cleveland	11-11	4.32	34	32	5	0	0	210.1	241	126	101	95	81
1987	Cleveland	7-11	5.89	22	22	0	0	0	123.2	142	83	81	53	57
	Toronto	0-2	8.25	3	3	0	0	0	12.0	15	11	11	7	7
	Atlanta	0-0	15.00	1	1	0	0	0	3.0	6	5	5	6	0
Braves Totals		268-230	3.20	740	595	226	43	29	4622.2	4224	1922	1645	1458	2912
Major Totals		318-274	3.35	864	716	245	45	29	5404.1	5044	2337	2012	1809	3342

LEAGUE CHAMPIONSHIP SERIES RECORD

Year	Club, Opp	W-L	ERA	G	GS	CG	SHO	SV	IP	H	R	ER	BB	SO
1969	Atl. vs. NY	0-1	4.50	1	1	0	0	0	8.0	9	9	4	4	4
1982	Atl. vs. StL.	0-0	3.00	1	1	0	0	0	6.0	6	2	2	4	5
L.C.S. Totals		0-1	3.86	2	2	0	0	0	14.0	15	11	6	8	9



JOHN SMOLTZ

29

PITCHER

Full Name **John Andrew Smoltz**

Bats **Right**

Throws **Right**

Height **6-3**

Weight **220**

DOB **5/16/1967**

Born **Warren, MI**

Years With Braves **1988-2008**

Number Retired **2012**

When Braves General Manager Bobby Cox acquired 20-year-old John Smoltz from Detroit in 1987 for 36-year-old Doyle Alexander, he did so with an eye on the future. Smoltz delivered, excelling as both a starter and reliever over the next two decades. He is the only pitcher in MLB history with 200 wins and 150 saves. In 14 full seasons starting, he won 14 or more games 10 times. Twice, he led the NL or shared the lead in wins (1996 and 2006), innings pitched (1996 and 1997) and strikeouts (1992 and 1996). He ranked in the top 10 in ERA eight times. Smoltz won the Cy Young Award in 1996 while fanning a franchise-record 276. Following "Tommy John" surgery that sidelined him for all of 2000, Smoltz closed for three-plus seasons. He set an NL record with 55 saves in 2002 and finished third for the Cy Young Award. Smoltz became the

16th member of the 3,000-strikeout club on April 22, 2008. On the Braves' career lists, he ranks first in strikeouts (3,011), second in saves (154) and fifth in wins (210). In 40 postseason games with Atlanta, Smoltz was 15-4 with four saves a 2.65 ERA. Smoltz, Tom Glavine and Greg Maddux anchored a pitching staff that helped the Braves win 14 straight division titles from 1991 to 2005 and the 1995 World Series. Smoltz was the only player to be a part of each division championship. Smoltz was an eight-time All-Star who concluded his career with Boston and St. Louis in 2009. He won with the Roberto Clemente Award in 2005 and with the Branch Rickey Award in 2007. He was inducted into the Braves Hall of Fame in June 2012 and was a first-ballot National Baseball Hall of Famer in 2015, joining Glavine and Maddux in Cooperstown.

COMPLETE RECORD

Year	Club	W-L	ERA	G	GS	CG	SHO	SV	IP	H	R	ER	HR	HB	BB	SO	WP	BK
1986	Lakeland	7-8	3.56	17	14	2	1	0	96.0	86	44	38	7	5	31	47	2	6
1987	Glen Falls	4-10	5.68	21	21	0	0	0	130.0	131	89	82	17	7	81	86	6	8
	Richmond	0-1	6.19	3	3	0	0	0	16.0	17	11	11	2	1	11	5	1	1
1988	Richmond	10-5	2.79	20	20	3	0	0	135.1	118	49	42	5	2	37	115	6	2
	Atlanta	2-7	5.48	12	12	0	0	0	64.0	74	40	39	10	2	33	37	2	1
1989	Atlanta	12-11	2.94	29	29	5	0	0	208.0	160	79	68	15	2	72	168	8	3
1990	Atlanta	14-11	3.85	34	34	6	2	0	231.1	206	109	99	20	1	90	170	14	3
1991	Atlanta	14-13	3.80	36	36	5	0	0	229.2	206	101	97	16	3	77	148	20	2
1992	Atlanta	15-12	2.85	35	35	9	3	0	246.2	206	90	78	17	5	80	215	17	1
1993	Atlanta	15-11	3.62	35	35	3	1	0	243.2	208	104	98	23	6	100	208	13	1
1994	Atlanta	6-10	4.14	21	21	1	0	0	134.2	120	69	62	15	4	48	113	7	0
1995	Atlanta	12-7	3.18	29	29	2	1	0	192.2	166	76	68	15	4	72	193	13	0
1996	Atlanta	24-8	2.94	35	35	6	2	0	253.2	199	93	83	19	2	55	276	10	1
1997	Atlanta	15-12	3.02	35	35	7	2	0	256.0	234	97	86	21	1	63	241	10	1
1998	Greenville#	0-1	2.57	3	3	0	0	0	14.0	11	4	4	2	0	3	16	2	0
	Macon#	0-0	3.60	2	2	0	0	0	10.0	7	4	4	1	0	1	14	1	0
	Atlanta	17-3	2.90	26	26	2	2	0	167.2	145	58	54	10	4	44	173	3	1
1999	Atlanta	11-8	3.19	29	29	1	1	0	186.1	168	70	66	14	4	40	156	2	0
	Greenville#	0-0	4.50	2	1	0	0	0	4.0	5	2	2	0	0	1	7	0	0
2000	Atlanta								Injured - Did not play									
2001	Atlanta	3-3	3.36	36	5	0	0	10	59.0	53	24	22	7	2	10	57	0	0
	Macon#	0-0	1.80	1	1	0	0	0	5.0	4	1	1	0	0	0	5	0	0
	Greenville#	0-0	0.00	3	1	0	0	0	6.0	3	0	0	0	0	0	6	0	0
2002	Atlanta	3-2	3.25	75	0	0	0	55	80.1	59	30	29	4	0	24	85	1	1
2003	Atlanta	0-2	1.12	62	0	0	0	45	64.1	48	9	8	2	0	8	73	2	0
2004	Atlanta	0-1	2.76	73	0	0	0	44	81.2	75	25	25	8	0	13	85	6	0
2005	Atlanta	14-7	3.06	33	33	3	1	0	229.2	210	83	78	18	1	53	169	2	1
2006	Atlanta	16-9	3.49	35	35	3	1	0	232.0	221	93	90	23	9	55	211	5	0

Year	Club	W-L	ERA	G	GS	CG	SHO	SV	IP	H	R	ER	HR	HB	BB	SO	WP	BK
2007	Atlanta	14-8	3.11	32	32	0	0	0	205.2	196	78	71	18	4	47	197	8	0
2008	Atlanta	3-2	2.57	6	5	0	0	0	28.0	25	8	8	2	0	8	36	2	0
	Mississippi#	0-0	0.00	1	0	0	0	0	1.0	1	0	0	0	0	0	0	0	0
2009	Rome#	0-0	0.00	2	1	0	0	0	3.0	1	0	0	0	0	0	4	0	0
	Greenville#	0-0	1.12	2	2	0	0	0	8.0	5	1	1	0	0	0	8	1	0
	Portland#	0-0	2.70	1	1	0	0	0	3.1	3	1	1	0	0	0	2	0	0
	Pawtucket#	1-1	3.38	3	3	1	0	0	16.0	10	6	6	2	1	4	11	2	0
	Boston	2-5	8.33	8	8	0	0	0	40.0	59	37	37	8	3	9	33	0	0
St. Louis	1-3	4.26	7	7	0	0	0	38.0	36	18	18	3	0	9	40	0	0	
Minor Totals		22-26	3.86	81	73	6	1	0	447.2	402	212	192	36	16	169	326	21	17
Atlanta Totals		210-147	3.26	708	466	53	16	154	3395.0	2979	1336	1229	277	54	992	3011	145	16
Major Totals		213-155	3.33	723	481	53	16	154	3473.0	3074	1391	1284	288	57	1010	3084	145	16

Bold indicates led league; #Injury rehabilitation assignment.

DIVISION SERIES RECORD

Year	Club, Opp.	W-L	ERA	G	GS	CG	SHO	SV	IP	H	R	ER	HR	HB	BB	SO	WP	BK
1995	Atl. vs. Col.	0-0	7.94	1	1	0	0	0	5.2	5	5	5	2	1	1	6	1	0
1996	Atl. vs. LA	1-0	1.00	1	1	0	0	0	9.0	4	1	1	0	0	2	7	0	0
1997	Atl. vs. Hou.	1-0	1.00	1	1	1	0	0	9.0	3	1	1	1	0	1	11	0	0
1998	Atl. vs. Chi.	1-0	1.17	1	1	0	0	0	7.2	5	1	1	1	0	0	6	0	0
1999	Atl. vs. Hou.	1-0	5.14	1	1	0	0	0	7.0	6	4	4	2	1	3	3	0	0
2001	Atl. vs. Hou.	0-0	2.25	3	0	0	0	2	4.0	3	1	1	1	0	0	3	0	0
2002	Atl. vs. SF	0-0	2.70	2	0	0	0	0	3.1	2	1	1	1	0	2	7	0	0
2003	Atl. vs. Chi.	1-0	6.00	2	0	0	0	1	3.0	4	2	2	0	0	0	1	0	0
2004	Atl. vs. Hou.	1-0	0.00	2	0	0	0	0	5.0	4	0	0	0	0	2	4	0	0
2005	Atl. vs. Hou.	1-0	1.29	1	0	0	0	0	7.0	7	1	1	1	0	0	1	5	0
2009	Stl. vs. LA	0-0	4.50	1	0	0	0	0	2.0	4	1	1	0	0	0	5	0	0
D.S. Totals		7-0	2.59	16	6	1	0	3	62.2	47	18	18	8	2	12	58	1	0

LEAGUE CHAMPIONSHIP SERIES RECORD

Year	Club, Opp.	W-L	ERA	G	GS	CG	SHO	SV	IP	H	R	ER	HR	HB	BB	SO	WP	BK
1991	Atl. vs. Pit.	2-0	1.76	2	2	1	1	0	15.1	14	3	3	2	0	3	15	0	0
1992	Atl. vs. Pit.	2-0	2.66	3	3	0	0	0	20.1	14	7	6	1	0	10	19	1	0
1993	Atl. vs. Phi.	0-1	0.00	1	1	0	0	0	6.1	8	2	0	0	0	5	10	0	0
1995	Atl. vs. Cin.	0-0	2.57	1	1	0	0	0	7.0	7	2	2	0	0	2	2	0	0
1996	Atl. vs. Stl.	2-0	1.20	2	2	0	0	0	15.0	12	2	2	0	0	3	12	2	0
1997	Atl. vs. Fla.	0-1	7.50	1	1	0	0	0	6.0	5	5	5	1	0	5	9	0	0
1998	Atl. vs. SD	0-0	3.95	2	2	0	0	0	13.2	13	6	6	2	0	6	13	0	0
1999	Atl. vs. NY	0-0	6.23	3	1	0	0	1	8.2	8	6	6	2	0	0	8	0	0
2001	Atl. vs. Ari.	0-0	0.00	2	0	0	0	0	3.0	0	0	0	0	0	0	1	0	0
L.C.S. Totals		6-2	2.83	17	13	1	1	1	95.1	81	33	30	8	0	34	89	3	0

WORLD SERIES RECORD

Year	Club, Opp.	W-L	ERA	G	GS	CG	SHO	SV	IP	H	R	ER	HR	HB	BB	SO	WP	BK
1991	Atl. vs. Min.	0-0	1.26	2	2	0	0	0	14.1	13	2	2	1	1	1	11	0	0
1992	Atl. vs. Tor.	1-0	2.70	2	2	0	0	0	13.1	13	5	4	0	0	7	12	2	0
1995	Atl. vs. Cle.	0-0	15.43	1	1	0	0	0	2.1	6	4	4	0	0	2	4	0	0
1996	Atl. vs. NYY	1-1	0.64	2	2	0	0	0	14.0	6	2	1	0	0	8	14	0	0
1999	Atl. vs. NYY	0-1	3.86	1	1	0	0	0	7.0	6	3	3	0	0	3	11	0	0
W.S. Totals		2-2	2.47	8	8	0	0	0	51.0	44	16	14	1	1	21	52	2	0

ALL-STAR GAME RECORD

Year	Club, Site	W-L	ERA	G	GS	CG	SHO	SV	IP	H	R	ER	HR	HB	BB	SO	WP	BK
1989	N.L., Ana.	0-1	9.00	1	0	0	0	0	1.0	2	1	1	0	0	0	0	0	0
1992	N.L., SD	0-0	0.00	1	0	0	0	0	0.1	1	0	0	0	0	0	0	0	0
1993	N.L., Bal.	0-0	0.00	1	0	0	0	0	0.1	0	0	0	0	0	1	0	2	0
1996	N.L., Phi.	1-0	0.00	1	1	0	0	0	2.0	2	0	0	0	0	0	1	0	0
2002	N.L., Mil.	0-0	0.00	1	0	0	0	0	1.0	0	0	0	0	0	0	0	1	0
2003	N.L., Chi. (AL)																	
2005	N.L., Det.	0-1	9.00	1	0	0	0	0	1.0	2	1	1	1	0	0	0	0	0
2007	N.L., SF																	
All-Star Totals		1-2	3.46	6	1	0	0	0	5.2	7	2	2	1	0	1	2	2	0



WARREN SPAHN

21

PITCHER

Full Name **Warren Edward Spahn**

Batted **Left**

Threw **Left**

Height **6-0**

Weight **175**

DOB **4/23/1921**

Born **Buffalo, NY**

Died: **11/24/2003 in Broken Arrow, OK**

Years With Braves **1942, 1946-64** Number Retired: **1965**

With 363 wins, Warren Spahn is the winningest left-handed pitcher in baseball history. Spahn spent the first 20 of his 21 major league seasons with the Boston and Milwaukee Braves. He holds franchise records for games started (635), innings pitched (5,046), wins (356) and shutouts (63). On baseball's all-time lists, he is sixth in shutouts and eighth in innings pitched. Famous for his fluid, high-kicking delivery, Spahn won 20 or more games 13 times, a National League record, leading the league on eight occasions. Spahn holds major league records for most seasons topping the league in wins and complete games along with most consecutive seasons leading in wins (5, 1957-61) and

complete games (7, 1957-63). Spahn won the 1957 Cy Young Award and was runner-up in 1958, 1960 and 1961. His 14 All-Star Game selections are the most all-time among pitchers. Spahn spun two no-hitters, defeating Philadelphia 4-0 on Sept. 16, 1960, and the San Francisco Giants 1-0 on April 28, 1961, both at County Stadium in Milwaukee. Spahn debuted with the Braves in 1942 and then served with distinction in the Army for three-plus years, being awarded a Purple Heart. "Spahnkie," who concluded his career with the New York Mets and Giants in 1965, was inducted into the National Baseball Hall of Fame in 1973 and into the Braves Hall of Fame in 1999.

COMPLETE RECORD

Year	Club	W-L	ERA	G	GS	CG	SHO	SV	IP	H	R	ER	BB	SO	
1940	Bradford	5-4	2.73	12	9	7	1	---	66.0	53	27	20	24	62	
1941	Evansville	19-6	1.83	28	---	21	7	---	212.0	154	62	43	90	193	
1942	Hartford	17-12	1.96	33	---	25	5	---	248.0	148	65	54	130	141	
	Boston	0-0	5.74	4	2	1	0	0	15.2	25	15	10	11	7	
1943-45				Military Service											
1946	Boston	8-5	2.94	24	16	8	0	1	125.2	107	46	41	36	67	
1947	Boston	21-10	2.33	40	35	22	7	3	289.2	245	87	75	84	123	
1948	Boston	15-12	3.71	36	35	16	3	1	257.0	237	115	106	77	114	
1949	Boston	21-14	3.07	38	38	25	4	0	302.1	283	125	103	86	151	
1950	Boston	21-17	3.16	41	39	25	1	1	293.0	248	123	103	111	191	
1951	Boston	22-14	2.98	39	36	26	7	0	310.2	278	118	103	109	164	
1952	Boston	14-19	2.98	40	35	19	5	3	290.0	263	109	96	73	183	
1953	Milwaukee	23-7	2.10	35	32	24	5	3	265.2	211	75	62	70	148	
1954	Milwaukee	21-12	3.14	39	34	23	1	3	283.1	262	107	99	86	136	
1955	Milwaukee	17-14	3.26	39	32	16	1	1	245.2	249	99	89	65	110	
1956	Milwaukee	20-11	2.78	39	35	20	3	3	281.1	249	92	87	52	128	
1957	Milwaukee	21-11	2.69	39	35	18	4	3	271.0	241	94	81	78	111	
1958	Milwaukee	22-11	3.07	38	36	23	2	1	290.0	257	106	99	76	150	
1959	Milwaukee	21-15	2.96	40	36	21	4	0	292.0	282	106	96	70	143	
1960	Milwaukee	21-10	3.50	40	33	18	4	2	267.2	254	114	104	74	154	
1961	Milwaukee	21-13	3.02	38	34	21	4	0	262.2	236	96	88	64	115	
1962	Milwaukee	18-14	3.04	34	34	22	0	0	269.1	248	97	91	55	118	
1963	Milwaukee	23-7	2.60	33	33	22	7	0	259.2	241	85	75	49	102	
1964	Milwaukee	6-13	5.29	38	25	4	1	4	173.2	204	110	102	52	78	
1965	New York (NL)	4-12	4.36	20	19	5	0	0	126.0	140	70	61	35	56	
	San Francisco	3-4	3.39	16	11	3	0	0	71.2	70	34	27	21	34	
Minor Totals		41-22	2.00	73		53	13		526.0	355	154	117	244	396	
Braves Totals		356-229	3.05	714	635	374	63	29	5046.0	4620	1912	1710	1378	2493	
Major Totals		363-245	3.09	750	665	382	63	29	5243.2	4830	2016	1798	1434	2583	

WORLD SERIES RECORD

Year	Club, Opp	W-L	ERA	G	GS	CG	SHO	IP	H	R	ER	BB	SO
1948	Bos. vs. Cle.	1-1	3.00	3	2	0	0	12.0	10	4	4	3	12
1957	Mil. vs. NY	1-1	4.70	2	2	1	0	15.1	18	8	8	2	2
1958	Mil. vs. NY	2-1	2.20	3	3	2	1	28.2	19	7	7	8	18
W.S. Totals		4-3	3.05	8	7	3	1	56.0	47	19	19	13	32

BRAVES AWARD WINNERS

BBWAA AWARDS

N.L. MOST VALUABLE PLAYER

1914*	Johnny Evers, 2b
1947	Bob Elliott, 3b
1957	Hank Aaron, of
1982	Dale Murphy, of
1983	Dale Murphy, of
1991	Terry Pendleton, 3b
1999	Chipper Jones, 3b

*Prior to 1931, the League gave an award that reflected what the MVP is today.

N.L. CY YOUNG

1957	Warren Spahn
1991	Tom Glavine
1993	Greg Maddux
1994	Greg Maddux
1995	Greg Maddux
1996	John Smoltz
1998	Tom Glavine

N.L. ROOKIE OF THE YEAR

1948	Alvin Dark, ss
1950	Sam Jethroe, of
1971	Earl Williams, c
1978	Bob Horner, 3b
1990	David Justice, of
2000	Rafael Furcal, ss
2011	Craig Kimbrel, p
2018	Ronald Acuña Jr., of

N.L. MANAGER OF THE YEAR

1991	Bobby Cox
2004	Bobby Cox
2005	Bobby Cox
2018	Brian Snitker

SPORTING NEWS

MAJOR LEAGUE PLAYER OF THE YEAR

1945	Tommy Holmes, of
1956	Hank Aaron, of
1982	Dale Murphy, of
1983	Dale Murphy, of
2005	Andruw Jones, of

PITCHER OF THE YEAR

1948	Johnny Sain
1953	Warren Spahn
1957	Warren Spahn
1958	Warren Spahn
1961	Warren Spahn
1963	Warren Spahn
1991	Tom Glavine
1993	Greg Maddux
1994	Greg Maddux
1995	Greg Maddux
1996	John Smoltz
2000	Tom Glavine

SPORTING NEWS, CONT.

ROOKIE OF THE YEAR

1959	Carlton Willey, p
1971	Earl Williams, c
1978	Bob Horner, 3b
1982	Steve Bedrosian, p
1983	Craig McMurry, p
1990	David Justice, of
1995	Chipper Jones, 3b
2000	Rafael Furcal, ss
2010	Jason Heyward, of
2011	Craig Kimbrel, p
2018	Ronald Acuña Jr., of

COMEBACK PLAYER OF THE YEAR

1973	Davey Johnson, 2b
1989	Lonnie Smith, of
1991	Terry Pendleton, 3b
2000	Andres Galarraga, 1b
2003	Javy Lopez, c
2010	Tim Hudson, p

MANAGER OF THE YEAR

1937	Bill McKechnie (ML)
1991	Bobby Cox (NL)
1993	Bobby Cox (NL)
1999	Bobby Cox (NL)
2002	Bobby Cox (NL)
2003	Bobby Cox (NL)
2004	Bobby Cox (NL)
2005	Bobby Cox (NL)
2018	Brian Snitker (NL) [co-manager of the year with Craig Counsell]

EXECUTIVE OF THE YEAR

1953	Louis Perini
------	--------------

MAJOR LEAGUE ALL-STAR TEAM

1928	Rogers Hornsby, 2b
1933	Wally Berger, of
1945	Tommy Holmes, of
1948	Bob Elliott, 3b Johnny Sain, p
1953	Warren Spahn, p
1955	Eddie Mathews, 3b
1956	Hank Aaron, of
1957	Red Schoendienst, 2b Eddie Mathews, 3b
1957	Warren Spahn, p
1958	Hank Aaron, of Del Crandall, c
1959	Warren Spahn, p Eddie Mathews, 3b
1960	Hank Aaron, of Eddie Mathews, 3b Del Crandall, c Warren Spahn, p

Team selected at the end of each season in a poll of players.

SPORTING NEWS, CONT.

N.L. ALL-STAR TEAM

1961	Frank Bolling, 2b Warren Spahn, p
1962	Del Crandall, c
1963	Hank Aaron, of
1964	Joe Torre, c
1965	Hank Aaron, of Joe Torre, c
1966	Felipe Alou, 1b Joe Torre, c
1967	Hank Aaron, of
1969	Hank Aaron, of
1970	Hank Aaron, of
1971	Hank Aaron, of
1973	Davey Johnson, 2b Darrell Evans, 3b
1976	Willie Montanez, 1b
1982	Dale Murphy, of
1983	Glenn Hubbard, 2b Dale Murphy, of
1984	Dale Murphy, of
1985	Dale Murphy, of
1991	Tom Glavine, p Ron Gant, of Terry Pendleton, 3b
1992	Tom Glavine, p Steve Avery, p
1993	Greg Maddux, p David Justice, of Fred McGriff, 1b
1994	Greg Maddux, p
1995	Greg Maddux, p
1996	John Smoltz, p
1997	Jeff Blauser, ss Denny Neagle, p
1998	Tom Glavine, p
1999	Chipper Jones, 3b
2000	Tom Glavine, p Chipper Jones, 3b Greg Maddux, p
2003	Marcus Giles, 2b Javy Lopez, c Gary Sheffield, of
2004	J.D. Drew, of Johnny Estrada, c
2005	Andruw Jones, of
2006	Andruw Jones, of Brian McCann, c Brian McCann, c Martin Prado, 2b
2010	Craig Kimbrel, p
2011	Brian McCann, c Craig Kimbrel, p
2014	Craig Kimbrel, p Justin Upton, of
2016	Freddie Freeman, 1b
2018	Freddie Freeman, 1b

Team selected at the end of each season in a poll of players.

AP

MANAGER OF THE YEAR

- 1982 Joe Torre
- 1991 Bobby Cox

UPI

EXECUTIVE OF THE YEAR

- 1991 John Schuerholz

COMEBACK PLAYER OF THE YEAR

- 1990 Ron Gant

LOUISVILLE SLUGGER

SILVER SLUGGER AWARD

- 1982 Dale Murphy, of
- 1983 Dale Murphy, of
- 1984 Dale Murphy, of
- 1985 Dale Murphy, of
- 1991 Ron Gant, of
- Tom Glavine, p
- 1993 David Justice, of
- Fred McGriff, 1b
- 1995 Tom Glavine, p
- 1996 Tom Glavine, p
- 1997 Jeff Blauser, ss
- John Smoltz, p
- 1998 Tom Glavine, p
- 1999 Chipper Jones, 3b
- 2000 Chipper Jones, 3b
- 2003 Mike Hampton, p
- Javy Lopez, c
- Gary Sheffield, of
- 2004 Johnny Estrada, c
- 2005 Andruw Jones, of
- 2006 Brian McCann, c
- 2008 Brian McCann, c
- 2009 Brian McCann, c
- 2010 Brian McCann, c
- 2011 Brian McCann, c
- 2014 Justin Upton, of

Team selected at the end of each season in a poll of N.L. managers and coaches.

RAWLINGS

GOLD GLOVE AWARD

- 1958 Del Crandall, c
- Hank Aaron, of
- 1959 Del Crandall, c
- Hank Aaron, of
- 1960 Del Crandall, c
- Hank Aaron, of
- 1962 Del Crandall, c
- 1965 Joe Torre, c
- 1969 Felix Millan, 2b
- Clete Boyer, 3b
- 1972 Felix Millan, 2b
- 1978 Phil Niekro, p
- 1979 Phil Niekro, p
- 1980 Phil Niekro, p
- 1982 Phil Niekro, p
- Dale Murphy, of
- 1983 Phil Niekro, p
- Dale Murphy, of
- 1984 Dale Murphy, of
- 1985 Dale Murphy, of
- 1986 Dale Murphy, of
- 1992 Terry Pendleton, 3b
- 1993 Greg Maddux, p
- 1994 Greg Maddux, p
- 1995 Greg Maddux, p
- Marquis Grissom, of
- 1996 Greg Maddux, p
- Marquis Grissom, of
- 1997 Greg Maddux, p
- 1998 Greg Maddux, p
- Andruw Jones, of
- 1999 Greg Maddux, p
- Andruw Jones, of
- 2000 Greg Maddux, p
- Andruw Jones, of
- 2001 Greg Maddux, p
- Andruw Jones, of
- 2002 Greg Maddux, p
- Andruw Jones, of
- 2003 Mike Hampton, p
- Andruw Jones, of
- 2004 Andruw Jones, of
- 2005 Andruw Jones, of
- 2006 Andruw Jones, of
- 2007 Jeff Francoeur, of
- Andruw Jones, of
- Jason Heyward, of
- 2012 Andrelton Simmons, ss
- 2013 Jason Heyward, of
- 2014 Andrelton Simmons, ss
- 2016 Ender Inciarte, of
- 2017 Ender Inciarte, of
- 2018 Freddie Freeman, 1b
- Ender Inciarte, of
- Nick Markakis, of

Team selected at the end of each season in a poll of N.L. managers and coaches

PLATINUM GLOVE AWARD

- 2013 Andrelton Simmons, ss

One player from each league chosen at the end the season as the best overall fielder.

TOPPS

ROOKIE ALL-STAR TEAM

- 1961 Joe Torre, c
- 1964 Rico Carty, of
- 1969 Bob Didier, c
- 1971 Earl Williams, c
- 1976 Jerry Royster, 3b
- 1978 Bob Horner, 3b
- 1981 Rufino Linares, of
- 1986 Andres Thomas, ss
- 1988 Ron Gant, 2b
- 1990 David Justice, of
- 1993 Greg McMichael, rhp
- 1994 Javy Lopez, c
- Jose Oliva, 3b
- Ryan Klesko, of
- 1995 Chipper Jones, 3b
- 1996 Jermaine Dye, of
- 1997 Andruw Jones, of
- 2000 Rafael Furcal, ss
- 2002 Damian Moss, lhp
- 2004 Adam LaRoche, 1b
- 2005 Jeff Francoeur, of
- Brian McCann, c
- 2009 Tommy Hanson, rhp
- 2010 Jason Heyward, of
- 2011 Craig Kimbrel, rhp
- 2018 Ronald Acuña Jr., of
- A.J. Minter, lhp

BASEBALL DIGEST

ROOKIE ALL-STAR TEAM

- 1971 Earl Williams, c
- 1978 Bob Horner, 3b
- 1982 Steve Bedrosian, rp
- 1983 Craig McMurtry, sp
- 1988 Ron Gant, 2b
- 1990 David Justice, of
- 1994 Javy Lopez, c
- 1995 Chipper Jones, 3b
- Brad Clontz, rp
- 1996 Jermaine Dye, of
- 1997 Andruw Jones, of
- 1998 Kerry Ligtenberg, rp
- 2000 Rafael Furcal, ss
- 2002 Damian Moss, sp
- 2003 Horacio Ramirez, sp
- 2004 Adam LaRoche, 1b
- 2005 Jeff Francoeur, of
- 2008 Jair Jurrjens, sp
- 2010 Jason Heyward, of
- 2011 Freddie Freeman, 1b
- Craig Kimbrel, cl
- 2013 Evan Gattis, c
- Julio Teheran, sp

ROOKIE OF THE YEAR

- 1983 Craig McMurtry, rhp
- 1990 David Justice, of
- 2000 Rafael Furcal, ss
- 2011 Craig Kimbrel, rhp
- 2018 Ronald Acuña Jr., of

FRONT OFFICE

MANAGER & STAFF

PLAYER BIOS

SEASON IN REVIEW

PLAYER DEVELOPMENT

BRAVES HISTORY

OPPONENTS

MISCELLANEOUS

MAJOR LEAGUE BASEBALL AWARD WINNERS

HANK AARON AWARD

2005 Andruw Jones, of

ROBERTO CLEMENTE AWARD

1988 Dale Murphy, of
2005 John Smoltz, p

COMEBACK PLAYER OF THE YEAR

2010 Tim Hudson, p
2018 Jonny Venters, p

N.L. PLAYER OF THE MONTH

May 1959	Hank Aaron
September 1959	Eddie Mathews
May 1965	Joe Torre
June 1967	Hank Aaron
May 1970	Rico Carty
August 1973	Davey Johnson
May 1974	Ralph Garr
July 1980	Bob Horner
August 1980	Dale Murphy
April 1982	Dale Murphy
September 1982	Claudell Washington
September 1983	Dale Murphy
September 1984	Dale Murphy
April 1985	Dale Murphy
August 1986	Dale Murphy
August 1990	David Justice
April 1991	David Justice
July 1993	Fred McGriff
June 2005	Andruw Jones
August 2005	Andruw Jones
August 2007	Mark Teixeira
May 2010	Troy Glaus
August 2011	Dan Uggla
April 2013	Justin Upton
September 2016	Freddie Freeman

N.L. PITCHER OF THE MONTH

July 1958	Joey Jay
August 1958	Lew Burdette
August 1960	Warren Spahn
August 1961	Warren Spahn
June 1974	Buzz Capra
June 1976	Andy Messersmith
August 1981	Rick Camp
April 1983	Pascual Pérez
April 1991	Tom Glavine
July 1992	Tom Glavine
August 1993	Greg Maddux
July 1995	Greg Maddux
September 1995	Greg Maddux
April 1996	John Smoltz
May 1996	John Smoltz
April 1997	Tom Glavine
April 1998	Tom Glavine
June 1998	Greg Maddux
April 1999	John Smoltz
August 1999	Greg Maddux
September 2000	Greg Maddux
June 2001	Greg Maddux
July 2001	Greg Maddux
July 2004	Russ Ortiz
September 2009	Jair Jurrjens
August 2010	Tim Hudson
September 2010	Derek Lowe
May 2011	Jair Jurrjens
August 2012	Kris Medlen
September 2012	Kris Medlen
September 2013	Kris Medlen

N.L. ROOKIE OF THE MONTH

June 2008	Jair Jurrjens
June 2009	Tommy Hanson
April 2010	Jason Heyward
May 2010	Jason Heyward
June 2011	Craig Kimbrel
July 2011	Freddie Freeman
August 2011	Craig Kimbrel
June 2012	Andrelton Simmons
April 2013	Evan Gattis
May 2013	Evan Gattis
August 2018	Ronald Acuña Jr.

Note: MLB Awards selected each month by vote of N.L. media. From 1958 to 1974, one award was given per month. Since 1975, separate player and pitcher honors have been awarded. Rookie of the Month voting began in 2001.

BRAVES SELECTED FOR THE ALL-STAR GAME

1933	Wally Berger, of	1962	Hank Aaron, of	1995	Greg Maddux, p
1934	Wally Berger, of Fred Frankhouse, p		Frank Bolling, 2b		Fred McGriff, 1b
1935	Wally Berger, of		Del Crandall, c	1996	Tom Glavine, p
1936	Wally Berger, of		Bob Shaw, p		Chipper Jones, 3b
1937	Gene Moore, of		Warren Spahn, p		Greg Maddux, p
1938	Tony Cuccinello, 2b Jim Turner, p		Second game additions: Henry Aaron, of (missed first game due to injury)		Fred McGriff, 1b
1939	Lou Fette, p		Eddie Mathews, 3b	1997	John Smoltz, p
1940	Max West, of	1963	Hank Aaron, of		Mark Wohlers, p
1941	Eddie Miller, ss		Warren Spahn, p		Jeff Blauser, ss
1942	Ernie Lombardi, c		Joe Torre, c		Tom Glavine, p
1943	Eddie Miller, ss	1964	Hank Aaron, of		Chipper Jones, 3b
1944	Al Javery, p		Joe Torre, c		Kenny Lofton, of
1945	Nate Andrews, p	1965	Hank Aaron, of		Javy Lopez, c
1946	Al Javery, p		Joe Torre, c		Greg Maddux, p
	Connie Ryan, 2b	1966	Hank Aaron, of	1998	Denny Neagle, p
	No game		Felipe Alou, of		Andres Galarraga, 1b
1946	Mort Cooper, p	1967	Joe Torre, c		Tom Glavine, p
	Johnny Hopp, of		Hank Aaron, of		Chipper Jones, 3b
	Phil Masi, c	1968	Joe Torre, c		Javy Lopez, c
1947	Bob Elliott, 3b		Denny Lemaster, p		Greg Maddux, p
	Phil Masi, c	1969	Hank Aaron, of	1999	Walt Weiss, ss
	Johnny Sain, p		Felipe Alou, of		Brian Jordan, of
	Warren Spahn, p	1970	Ron Reed, p	2000	Kevin Millwood, p
1948	Bob Elliott, 3b		Hank Aaron, of		Andres Galarraga, 1b
	Tommy Holmes, of	1971	Felix Millan, 2b		Tom Glavine, p
	Phil Masi, c		Hoyt Wilhelm, p		Andruw Jones, of
	Johnny Sain, p	1972	Hank Aaron, of	2001	Marcus Giles, 2b
	Eddie Stanky, 2b	1973	Hank Aaron, of	2003	Rafael Furcal, ss
1949	Vern Bickford, p		Darrell Evans, 3b		Andruw Jones, of
	Warren Spahn, p	1974	Davey Johnson, 2b	2002	Javy Lopez, c
1950	Walker Cooper, c		Ralph Garr, of		Russ Ortiz, p
	Warren Spahn, p	1975	Buzz Capra, p	2003	Gary Sheffield, of
1951	Bob Elliott, 3b		Phil Niekro, p	2004	John Smoltz, p
	Warren Spahn, p	1976	Andy Messersmith, p	2005	Johnny Estrada, c
1952	Warren Spahn, p		Dick Ruthven, p	2006	Andruw Jones, of
1953	Del Crandall, c	1977	Willie Montanez, 1b		Brian McCann, c
	Eddie Mathews, 3b	1978	Jeff Burroughs, of		Edgar Renteria, ss
	Warren Spahn, p		Phil Niekro, p	2007	Brian McCann, c
1954	Gene Conley, p	1979	Biff Poceroba, c	2008	John Smoltz, p
	Jim Wilson, p	1980	Gary Matthews, of		Brian McCann, c
	Del Crandall, c	1981	Dale Murphy, of	2009	Chipper Jones, 3b
	Warren Spahn, p	1982	Bruce Benedict, c	2010	Brian McCann, c
1955	Hank Aaron, of		Bob Horner, 3b		Jason Heyward, of
	Gene Conley, p	1983	Dale Murphy, of		Tim Hudson, p
	Del Crandall, c		Phil Niekro, p		Omar Infante, inf
	Johnny Logan, ss		Bruce Benedict, c		Brian McCann, c (MVP)
	Eddie Mathews, 3b	1984	Glenn Hubbard, 2b		Martin Prado, 2b
1956	Hank Aaron, of		Dale Murphy, of		Billy Wagner, p
	Del Crandall, c		Pascual Pérez, p	2011	Chipper Jones, 3b
	Eddie Mathews, 3b		Dale Murphy, of		Jair Jurrjens, p
1957	Warren Spahn, p		Rafael Ramirez, ss		Craig Kimbrel, p
	Hank Aaron, of	1985	Claudell Washington, of		Brian McCann, c
	Lew Burdette, p	1986	Dale Murphy, of		Jonny Venters, p
	Johnny Logan, ss	1987	Dale Murphy, of	2012	Michael Bourn, of
	Eddie Mathews, 3b		Ozzie Virgil, c		Chipper Jones, 3b
	Red Schoendienst, 2b	1988	Gerald Perry, 1b		Craig Kimbrel, p
1958	Warren Spahn, p	1989	John Smoltz, p	2013	Dan Uggla, 2b
	Hank Aaron, of	1990	Greg Olson, c		Freddie Freeman, 1b
	Del Crandall, c	1991	Tom Glavine, p		Craig Kimbrel, p
	Johnny Logan, ss	1992	Tom Glavine, p		Brian McCann, c
	Eddie Mathews, 3b		John Smoltz, p	2014	Freddie Freeman, 1b
	Don McMahon, p		Terry Pendleton, 3b		Craig Kimbrel, p
	Warren Spahn, p	1993	Ron Gant, of	2015	Julio Teheran, p
1959	Hank Aaron, of		Steve Avery, p	2016	Shelby Miller, p
	Lew Burdette, p		Tom Glavine, p	2017	Julio Teheran, p
	Del Crandall, c		John Smoltz, p	2018	Ender Inciarte, of
	Eddie Mathews, 3b		Jeff Blauser, ss		Ozzie Albies, 2b
	Warren Spahn, p	1994	David Justice, of		Mike Foltynewicz, p
	Second game addition: Johnny Logan, ss		David Justice, of		Freddie Freeman, 1b
1960	Hank Aaron, of		Greg Maddux, p		Nick Markakis, of
	Joe Adcock, 1b		Fred McGriff, 1b (MVP)		
	Bob Buhl, p				
	Del Crandall, c				
	Eddie Mathews, 3b				
1961	Hank Aaron, of				
	Frank Bolling, 2b				
	Eddie Mathews, 3b				
	Warren Spahn, p				

BRAVES PITCHING FEATS

20-GAME WINNERS

(SINCE 1900, BY MOST WINS)

1902	Togie Pittinger	27-16
1902	Vic Willis	27-20
1914	Bill James	26-7
1914	Dick Rudolph	26-10
1996	John Smoltz	24-8
1965	Tony Cloninger	24-11
1948	Johnny Sain	24-15
1953	Warren Spahn	23-7
1963	Warren Spahn	23-7
1969	Phil Niekro	23-13
1993	Tom Glavine	22-6
1958	Warren Spahn	22-11
1951	Warren Spahn	22-14
1915	Dick Rudolph	22-19
2003	Russ Ortiz	21-7
2000	Tom Glavine	21-9
1947	Warren Spahn	21-10
1960	Warren Spahn	21-10
1957	Warren Spahn	21-11
1947	Johnny Sain	21-12
1954	Warren Spahn	21-12
1961	Warren Spahn	21-13
1949	Warren Spahn	21-14
1959	Lew Burdette	21-15
1959	Warren Spahn	21-15
1950	Warren Spahn	21-17
1979	Phil Niekro	21-20
1997	Denny Neagle	20-5
1998	Tom Glavine	20-6
1992	Tom Glavine	20-8
1933	Ben Cantwell	20-10
1937	Lou Fette	20-10
1958	Lew Burdette	20-10
1993	Greg Maddux	20-10
1937	Jim Turner	20-11
1956	Warren Spahn	20-11
1991	Tom Glavine	20-11
1950	Johnny Sain	20-13
1974	Phil Niekro	20-13
1900	Bill Dineen	20-14
1921	Joe Oeschger	20-14
1946	Johnny Sain	20-14
1901	Vic Willis	20-17
1905	Irv Young	20-21

N.L. WIN LEADERS

(BY YEAR)

1877	Tommy Bond	40
1878	Tommy Bond	40
1888	John Clarkson	33
1889	John Clarkson	49
1897	Kid Nichols	31
1898	Kid Nichols	32
1914	Dick Rudolph (Tie)	27
1948	Johnny Sain	24
1949	Warren Spahn	21
1950	Warren Spahn	20
1953	Warren Spahn (Tie)	23
1957	Warren Spahn	21
1958	Warren Spahn (Tie)	22
1959	Warren Spahn (Tie)	21
1960	Warren Spahn (Tie)	21
1961	Warren Spahn (Tie)	21
1974	Phil Niekro (Tie)	20
1979	Phil Niekro (Tie)	21
1991	Tom Glavine (Tie)	20
1992	Tom Glavine (Tie)	20
1993	Tom Glavine (Tie)	22
1994	Greg Maddux (Tie)	16
1995	Greg Maddux	19
1996	John Smoltz	24
1997	Denny Neagle	20
1998	Tom Glavine	20
2000	Tom Glavine	21
2003	Russ Ortiz	21
2006	John Smoltz (Tie)	16

N.L. STRIKEOUT LEADERS

(BY YEAR)

1877	Tommy Bond	170
1878	Tommy Bond	182
1883	Jim Whitney	345
1889	John Clarkson	284
1902	Vic Willis	225
1949	Warren Spahn	151
1950	Warren Spahn	191
1951	Warren Spahn (Tie)	164
1952	Warren Spahn	183
1977	Phil Niekro	262
1992	John Smoltz	215
1996	John Smoltz	276

N.L. ERA LEADERS

(BY YEAR)

1879	Tommy Bond	1.96
1899	John Clarkson	2.73
1937	Jim Turner	2.38
1947	Warren Spahn	2.33
1951	Chet Nichols	2.88
1953	Warren Spahn	2.10
1956	Lew Burdette	2.71
1961	Warren Spahn	3.01
1967	Phil Niekro	1.87
1974	Buzz Capra	2.28
1993	Greg Maddux	2.36
1994	Greg Maddux	1.56
1995	Greg Maddux	1.63
1998	Greg Maddux	2.22

12 CONSECUTIVE WINS

14	John Smoltz	1996
13	Charlie Buffinton	1884
13	Tom Glavine	1992
12	Dick Rudolph	1914

TOP WINNING PERCENTAGE

Below are the top career winning percentages by a pitcher in franchise history.
(since 1900, minimum 100 decisions)

RIGHT-HANDERS

Pitcher	Years	Won-Lost	Pct.
1. Greg Maddux	1993-2003	194-88	.688
2. Kevin Millwood	1997-2002	75-46	.620
3. Tim Hudson	2005-13	113-72	.611
4. Bob Buhl	1953-62	109-72	.602
5. Lew Burdette	1951-63	179-120	.599

LEFT-HANDERS

Pitcher	Years	Won-Lost	Pct.
1. Tom Glavine	1987-2002, '08	244-147	.624
2. Warren Spahn	1942-64	356-229	.609
3. Steve Avery	1990-96	72-62	.537
4. George "Lefty" Tyler	1910-17	92-92	.500
5. Denny Lemaster	1962-67	58-59	.496

BRAVES NO-HITTERS

Date	Pitcher/Opponent	D/N	Score
8/6/1892	Jack Stivetts vs. Brooklyn	Day	11-0
8/7/1899	Vic Willis vs. Washington	Day	7-1
5/8/1907	Frank Pfeffer vs. Cincinnati	Day	6-0
9/9/1914 [2]	George Davis vs. Philadelphia	Day	7-0
6/16/1916	Tom Hughes vs. Pittsburgh	Day	2-0
4/27/1944	Jim Tobin vs. Brooklyn	Day	2-0
8/11/1950	Vern Bickford vs. Brooklyn	Night	7-0
6/12/1954	Jim Wilson vs. Philadelphia	Day	2-0
8/18/1960	Lew Burdette vs. Philadelphia	Night	1-0
9/16/1960	Warren Spahn vs. Philadelphia	Night	4-0
4/28/1961	Warren Spahn vs. San Francisco	Night	1-0
8/5/1973	Phil Niekro vs. San Diego	Day	9-0
9/11/1991	Kent Mercker, Mark Wohlers, Alejandro Pena vs. San Diego	Night	1-0
4/8/1994	Kent Mercker at Los Angeles	Night	6-0

NO-HIT GAMES VS. BRAVES

Date	Pitcher/Opponent	D/N	Score
8/19/1880	Larry Corcoran, at Chicago	Day	6-0
4/22/1898	Jim Hughes, at Baltimore	Day	8-0
7/8/1898	Red Donahue, at Philadelphia	Day	5-0
9/5/1908 [2]	Nap Rucker, at Brooklyn	Day	6-0
7/17/1924	Jesse Haines, at St. Louis	Day	5-0
6/11/1938	Johnny Vander Meer, at Cincinnati	Day	3-0
5/15/1944	Clyde Shoun, at Cincinnati	Day	1-0
4/23/1946	Ed Head, at Brooklyn	Day	5-0
6/18/1947	Ewell Blackwell, at Cincinnati	Night	6-0
5/6/1951 [2]	Cliff Chambers, vs. Pittsburgh (at Boston)	Day	3-0
6/18/1967	Don Wilson, at Houston	Day	2-0
8/18/1969	Ken Holtzman, at Chicago	Day	3-0
9/29/1976	John Montefusco, San Francisco (at Atlanta)	Day	9-0
4/7/1979	Ken Forsch, at Houston	Day	6-0
5/18/2004	Randy Johnson, Arizona (at Atlanta) - perfect game	Night	2-0
4/17/2010	Ubaldo Jimenez, Colorado (at Atlanta)	Night	4-0
9/1/2014	Cole Hamels, Jake Diekman, Ken Giles, Jonathan Papelbon, Phila. (at Atlanta)	Day	7-0

BEST PITCHING STARTS

In research dating back to 1900, the Elias Sports Bureau found the following Braves who started a season with a record of at least 6-0.

Pitcher	Start	Year	Notes
Ed Brandt	8-0	1931	In consecutive starts, all complete games.
Warren Spahn	8-0	1947	Covered eight starts plus a no-decision in relief.
Jim Wilson	8-0	1954	In eight consecutive starts.
Lew Burdette	7-0	1953	In 19 games, no starts
Larry McWilliams	7-0	1978	Was called up from minors on July 17;
Rick Mahler	7-0	1985	In seven consecutive starts.
*Pete Smith	7-0	1992	Covered 11 starts and 1 relief appearance.
Tom Glavine	7-0	1993	In 10 starts.
Denny Neagle	7-0	1997	In 10 starts.
Mike Remlinger	7-0	2002	All in relief (57 games).
Oscar Villarreal	7-0	2006	All in relief (31 games).
George Stone	6-0	1969	In 13 games with three wins as a starter.
Ron Reed	6-0	1968	In nine games, six starts, with all the wins as a starter.
Warren Spahn	6-0	1958	In seven starts.
Max Surkont	6-0	1953	In eight games, seven starts, with all wins as a starter.
Huck Betts	6-0	1932	In 10 games, eight starts, with five wins as a starter.
Frank Miller	6-0	1922	In 10 games, six starts, with five wins as a starter.

*Finished the season with a perfect record

ATLANTA PITCHING – CAREER TOP 10

GAMES

John Smoltz	708
Phil Niekro	689
Gene Garber	557
Tom Glavine	518
Rick Camp	414
Mark Wohlers	388
Greg Maddux	363
Peter Moylan	356
Eric O’Flaherty	356
Steve Bedrosian	350

INNINGS PITCHED

Phil Niekro	4533.0
Tom Glavine	3408.0
John Smoltz	3395.0
Greg Maddux	2526.2
Tim Hudson	1573.0
Rick Mahler	1558.2
Ron Reed	1419.2
Pat Jarvis	1244.2
Steve Avery	1222.1
Julio Teheran	1185.1

WINS

Phil Niekro	266
Tom Glavine	244
John Smoltz	210
Greg Maddux	194
Tim Hudson	113
Pat Jarvis	83
Ron Reed	80
Rick Mahler	79
Kevin Millwood	75
Steve Avery	72

ERA (1,000 IP)

Greg Maddux	2.63
Phil Niekro	3.20
John Smoltz	3.26
Tom Glavine	3.41
Tim Hudson	3.56
Pat Jarvis	3.59
Julio Teheran	3.64
Kevin Millwood	3.73
Ron Reed	3.74
Steve Avery	3.83

GAMES STARTED

Phil Niekro	594
Tom Glavine	518
John Smoltz	466
Greg Maddux	363
Tim Hudson	243
Rick Mahler	218
Ron Reed	203
Steve Avery	201
Julio Teheran	193
Pat Jarvis	169

COMPLETE GAMES

Phil Niekro	226
Greg Maddux	61
John Smoltz	53
Tom Glavine	52
Ron Reed	47
Pat Jarvis	42
Rick Mahler	36
Carl Morton	29
George Stone	20
Ken Johnson	18
Denny Lemaster	18

SHUTOUTS

Phil Niekro	43
Tom Glavine	22
Greg Maddux	21
John Smoltz	16
Pat Jarvis	8
Carl Morton	8
Dick Ruthven	7
Steve Avery	6
Rick Mahler	6
Denny Neagle	6
Ron Reed	6
Zane Smith	6

SAVES

Craig Kimbrel	186
John Smoltz	154
Gene Garber	141
Mark Wohlers	112
John Rocker	83
Cecil Upshaw	78
Rick Camp	57
Mike Stanton	55
Jim Johnson	51
Arodys Vizcaino	49

STRIKEOUTS

John Smoltz	3011
Phil Niekro	2855
Tom Glavine	2091
Greg Maddux	1828
Julio Teheran	1022
Tim Hudson	997
Kevin Millwood	840
Steve Avery	815
Ron Reed	778
Rick Mahler	765

WALKS

Phil Niekro	1425
Tom Glavine	1177
John Smoltz	992
Rick Mahler	501
Tim Hudson	464
Greg Maddux	383
Julio Teheran	375
Steve Avery	371
Zane Smith	366
Pat Jarvis	364

LOSSES

Phil Niekro	227
Tom Glavine	147
John Smoltz	147
Rick Mahler	89
Greg Maddux	88
Ron Reed	88
Gene Garber	73
Tim Hudson	72
Pat Jarvis	72
Steve Avery	62
Julio Teheran	62

HITS ALLOWED

Phil Niekro	4136
Tom Glavine	3241
John Smoltz	2979
Greg Maddux	2273
Rick Mahler	1656
Tim Hudson	1490
Ron Reed	1424
Steve Avery	1180
Pat Jarvis	1143
Julio Teheran	1041

FRANCHISE PITCHING – CAREER TOP 10

SINCE 1900

GAMES

Phil Niekro.....	740
Warren Spahn.....	714
John Smoltz.....	708
Kid Nichols.....	557
Gene Garber.....	557
Tom Glavine.....	518
Lew Burdette.....	468
Rick Camp.....	414
Mark Wohlers.....	388
Greg Maddux.....	363

INNINGS PITCHED

Warren Spahn.....	5046.0
Phil Niekro.....	4622.2
Kid Nichols.....	4538.0
Tom Glavine.....	3408.0
John Smoltz.....	3395.0
Lew Burdette.....	2638.0
Vic Willis.....	2575.0
Greg Maddux.....	2526.2
Jim Whitney.....	2263.0
Tommy Bond.....	2127.0

WINS

Warren Spahn.....	356
Kid Nichols.....	328
Phil Niekro.....	268
Tom Glavine.....	244
John Smoltz.....	210
Greg Maddux.....	194
Lew Burdette.....	179
Vic Willis.....	151
Tommy Bond.....	149
Jim Whitney.....	134

ERA (1,000 IP)

Dick Rudolph.....	2.62
Greg Maddux.....	2.63
Vic Willis.....	2.88
Kid Nichols.....	3.00
Warren Spahn.....	3.05
Lefty Tyler.....	3.06
Jesse Barnes.....	3.07
Togie Pittenge.....	3.08
Irv Young.....	3.15
Phil Niekro.....	3.20

GAMES STARTED

Warren Spahn.....	635
Phil Niekro.....	595
Tom Glavine.....	518
Kid Nichols.....	502
John Smoltz.....	466
Greg Maddux.....	363
Lew Burdette.....	330
Vic Willis.....	302
Jim Whitney.....	257
Tim Hudson.....	243

COMPLETE GAMES

Kid Nichols.....	477
Warren Spahn.....	374
Vic Willis.....	268
Jim Whitney.....	242
Phil Niekro.....	226
Tommy Bond.....	225
Dick Rudolph.....	171
Lew Burdette.....	146
Togie Pittenger.....	141
Lefty Tyler.....	132

SHUTOUTS

Warren Spahn.....	63
Kid Nichols.....	44
Phil Niekro.....	43
Tommy Bond.....	30
Lew Burdette.....	30
Dick Rudolph.....	27
Vic Willis.....	26
Tom Glavine.....	22
Lefty Tyler.....	22
Greg Maddux.....	21

SAVES

Craig Kimbrel.....	186
John Smoltz.....	154
Gene Garber.....	141
Mark Wohlers.....	112
John Rocker.....	83
Cecil Upshaw.....	78
Rick Camp.....	57
Mike Stanton.....	55
Jim Johnson.....	51
Aroldys Vizcaino.....	49

STRIKEOUTS

John Smoltz.....	3011
Phil Niekro.....	2912
Warren Spahn.....	2493
Tom Glavine.....	2091
Greg Maddux.....	1828
Kid Nichols.....	1672
Vic Willis.....	1161
Jim Whitney.....	1157
Julio Teheran.....	1022
Tim Hudson.....	997

WALKS

Phil Niekro.....	1458
Warren Spahn.....	1378
Kid Nichols.....	1159
Tom Glavine.....	1177
John Smoltz.....	992
Vic Willis.....	854
Bob Buhl.....	782
Lefty Tyler.....	678
Ed Brandt.....	611
Bob Smith.....	561

LOSSES

Phil Niekro.....	230
Warren Spahn.....	229
Kid Nichols.....	180
Vic Willis.....	149
Tom Glavine.....	147
John Smoltz.....	147
Jim Whitney.....	124
Lew Burdette.....	120
Bob Smith.....	120
Ed Brandt.....	119

HITS ALLOWED

Warren Spahn.....	4620
Kid Nichols.....	4434
Phil Niekro.....	4224
Tom Glavine.....	3241
John Smoltz.....	2979
Lew Burdette.....	2698
Greg Maddux.....	2273
Bob Smith.....	2010
Dick Rudolph.....	1948
Vic Willis.....	1845

ATLANTA PITCHING – SINGLE-SEASON TOP 10

GAMES

87.....	Peter Moylan	2009
85.....	Peter Moylan	2010
85.....	Jonny Venters	2011
84.....	Chris Reitsma	2004
83.....	Will Ohman	2008
81.....	Brad Clontz	1996
80.....	Ray King	2003
80.....	Peter Moylan	2007
80.....	Mike Gonzalez	2009
79.....	Antonio Alfonseca	2004
79.....	Jonny Venters	2010
79.....	Craig Kimbrel	2011

INNINGS PITCHED

342.0..	Phil Niekro	1979
334.1..	Phil Niekro	1978
330.1..	Phil Niekro	1977
302.1..	Phil Niekro	1974
284.1..	Phil Niekro	1969
282.1..	Phil Niekro	1972
278.2 ..	Carl Morton	1975
276.2 ..	Phil Niekro	1975
275.0 ..	Phil Niekro	1980
274.2 ..	Carl Morton	1974

WINS

24.....	John Smoltz	1996
23.....	Phil Niekro	1969
22.....	Tom Glavine	1993
21.....	Phil Niekro	1979
21.....	Tom Glavine	2000
21.....	Russ Ortiz	2003
20.....	Phil Niekro	1974
20.....	Tom Glavine	1991
20.....	Tom Glavine	1992
20.....	Greg Maddux	1993
20.....	Denny Neagle	1997
20.....	Tom Glavine	1998

ERA (1,000 IP)

1.56.....	Greg Maddux	1994
1.63.....	Greg Maddux	1995
1.87.....	Phil Niekro	1967
2.20.....	Greg Maddux	1997
2.22.....	Greg Maddux	1998
2.28.....	Buzz Capra	1974
2.36.....	Greg Maddux	1993
2.38.....	Phil Niekro	1974
2.47.....	Tom Glavine	1998
2.55.....	Tom Glavine	1991

GAMES STARTED

44.....	Phil Niekro	1979
43.....	Phil Niekro	1977
42.....	Phil Niekro	1978
39.....	Phil Niekro	1974
39.....	Carl Morton	1975
39.....	Rick Mahler	1985
39.....	Rick Mahler	1986
38.....	Tony Cloninger	1966
38.....	Carl Morton	1974
38.....	Phil Niekro	1980

COMPLETE GAMES

23.....	Phil Niekro	1979
22.....	Phil Niekro	1978
21.....	Phil Niekro	1969
20.....	Phil Niekro	1977
18.....	Phil Niekro	1974
18.....	Phil Niekro	1971
17.....	Phil Niekro	1972
15.....	Phil Niekro	1968
14.....	Pat Jarvis	1968
13.....	Phil Niekro	1975

SHUTOUTS

6.....	Phil Niekro	1974
5.....	Phil Niekro	1968
5.....	Buzz Capra	1974
5.....	Tom Glavine	1992
5.....	Greg Maddux	1998
4.....	Phil Niekro	1969
4.....	Phil Niekro	1971
4.....	Carl Morton	1973
4.....	Dick Ruthven	1976
4.....	Phil Niekro	1978
4.....	Tom Glavine	1989
4.....	Denny Neagle	1997

SAVES

55.....	John Smoltz	2002
50.....	Craig Kimbrel	2013
47.....	Craig Kimbrel	2014
46.....	Craig Kimbrel	2011
45.....	John Smoltz	2003
44.....	John Smoltz	2004
42.....	Craig Kimbrel	2012
39.....	Mark Wohlers	1996
38.....	John Rocker	1999
37.....	Billy Wagner	2010

STRIKEOUTS

276.....	John Smoltz	1996
262.....	Phil Niekro	1977
248.....	Phil Niekro	1978
241.....	John Smoltz	1997
238.....	Javier Vazquez	2009
215.....	John Smoltz	1992
211.....	John Smoltz	2006
208.....	Phil Niekro	1979
208.....	John Smoltz	1993
205.....	Kevin Millwood	1999

WALKS

164.....	Phil Niekro	1977
116.....	Tony Cloninger	1966
113.....	Phil Niekro	1979
112.....	Russ Ortiz	2004
111.....	Steve Bedrosian	1985
105.....	Phil Niekro	1983
105.....	Zane Smith	1986
102.....	Phil Niekro	1978
102.....	Craig McMurtry	1984
102.....	David Palmer	1986
102.....	Russ Ortiz	2003

LOSSES

20.....	Phil Niekro	1977
20.....	Phil Niekro	1979
18.....	Phil Niekro	1970
18.....	Phil Niekro	1978
18.....	Phil Niekro	1980
18.....	Rick Mahler	1986
17.....	Dick Ruthven	1976
17.....	Craig McMurtry	1984
17.....	Tom Glavine	1988
17.....	Derek Lowe	2011
17.....	Shelby Miller	2015

HITS ALLOWED

315.....	Phil Niekro	1977
311.....	Phil Niekro	1979
302.....	Carl Morton	1975
295.....	Phil Niekro	1978
293.....	Carl Morton	1974
285.....	Phil Niekro	1975
283.....	Rick Mahler	1986
279.....	Rick Mahler	1988
272.....	Rick Mahler	1985
259.....	Tom Glavine	1999

FRANCHISE PITCHING – SINGLE-SEASON TOP 10

SINCE 1900

GAMES

87.....	Peter Moylan	2009
85.....	Peter Moylan	2010
85.....	Jonny Venters	2011
84.....	Chris Reitsma	2004
83.....	Will Ohman	2008
81.....	Brad Clontz	1996
80.....	Ray King	2003
80.....	Peter Moylan	2007
80.....	Mike Gonzalez	2009
79.....	Antonio Alfonseca	2004
79.....	Jonny Venters	2010
79.....	Craig Kimbrel	2011

INNINGS PITCHED

410.0 ..	Vic Willis	1902
389.1...	Togie Pittinger	1902
378.0 ..	Irv Young	1905
358.1...	Irv Young	1906
351.2...	Togie Pittinger	1903
350.0 ..	Vic Willis	1904
342.0 ..	Vic Willis	1905
342.0 ..	Phil Niekro	1979
341.1...	Dick Rudolph	1915
336.1...	Dick Rudolph	1914

WINS

27.....	Togie Pittinger	1902
27.....	Vic Willis	1902
26.....	Bill James	1914
26.....	Dick Rudolph	1914
24.....	Johnny Sain	1948
24.....	Tony Cloninger	1965
24.....	John Smoltz	1996
23.....	Warren Spahn	1953
23.....	Warren Spahn	1963
23.....	Phil Niekro	1969

ERA (1,000 IP)

1.56.....	Greg Maddux	1994
1.63.....	Greg Maddux	1995
1.87.....	Phil Niekro	1967
1.90.....	Bill James	1914
2.02.....	Lefty Tyler	1916
2.08.....	Pat Ragan	1916
2.10.....	Warren Spahn	1953
2.12.....	Tom Hughes	1915
2.16.....	Art Nehf	1917
2.16.....	Dick Rudolph	1916

GAMES STARTED

46.....	Vic Willis	1902
44.....	Phil Niekro	1979
43.....	Vic Willis	1904
43.....	Dick Rudolph	1915
43.....	Phil Niekro	1977
42.....	Irv Young	1905
42.....	Phil Niekro	1978
41.....	Vic Willis	1905
41.....	Irv Young	1906
40.....	Togie Pittinger	1902

COMPLETE GAMES

45.....	Vic Willis	1902
41.....	Irv Young	1905
39.....	Vic Willis	1904
37.....	Irv Young	1906
36.....	Togie Pittinger	1902
36.....	Vic Willis	1905
35.....	Togie Pittinger	1903
35.....	Togie Pittinger	1904
35.....	Chick Fraser	1905
33.....	Four tied	

SHUTOUTS

7.....	Togie Pittinger	1902
7.....	Irv Young	1905
7.....	Warren Spahn	1947
7.....	Warren Spahn	1951
7.....	Warren Spahn	1963
6.....	Seven tied	

SAVES

55.....	John Smoltz	2002
50.....	Craig Kimbrel	2013
47.....	Craig Kimbrel	2014
46.....	Craig Kimbrel	2011
45.....	John Smoltz	2003
44.....	John Smoltz	2004
42.....	Craig Kimbrel	2012
39.....	Mark Wohlers	1996
38.....	John Rocker	1999
37.....	Billy Wagner	2010

STRIKEOUTS

276.....	John Smoltz	1996
262.....	Phil Niekro	1977
248.....	Phil Niekro	1978
241.....	John Smoltz	1997
238.....	Javier Vazquez	2009
225.....	Vic Willis	1902
215.....	John Smoltz	1992
211.....	Tony Cloninger	1965
211.....	John Smoltz	2006
208.....	Phil Niekro	1979
208.....	John Smoltz	1993

WALKS

164.....	Phil Niekro	1977
149.....	Chick Fraser	1905
144.....	Togie Pittinger	1904
143.....	Togie Pittinger	1903
128.....	Togie Pittinger	1902
126.....	Lefty Tyler	1912
124.....	Cliff Curtis	1910
122.....	Vern Bickford	1950
121.....	Al Mattern	1910
121.....	Bob Buhl	1957

LOSSES

29.....	Vic Willis	1905
25.....	Vic Willis	1904
25.....	Irv Young	1906
25.....	Gus Dorner	1906
25.....	Ben Cantwell	1935
24.....	Cliff Curtis	1910
23.....	Kaiser Wilhelm	1905
23.....	Vive Lindaman	1906
23.....	Buster Brown	1910
23.....	George Ferguson	1909
23.....	Irv Young	1907

HITS ALLOWED

396.....	Togie Pittinger	1903
372.....	Vic Willis	1902
360.....	Togie Pittinger	1902
357.....	Vic Willis	1904
349.....	Irv Young	1906
340.....	Vic Willis	1905
337.....	Irv Young	1905
322.....	Al Mattern	1909
320.....	Chick Fraser	1905
316.....	Kaiser Wilhelm	1904

ATLANTA YEAR-BY-YEAR TEAM PITCHING TOTALS

Year	W-L	ERA	G	CG	SHO	SV	IP	H	R	ER	HR	BB	SO
1966	85-77	3.68	163	37	10	36	1469.0	1430	683	601	129	485	884
1967	77-85	3.47	162	36	5	32	1454.0	1377	640	561	118	449	862
1968	81-81	2.92	163	44	16	29	1474.0	1320	549	478	87	362	871
1969	93-69	3.53	162	38	7	42	1445.0	1334	631	566	144	438	893
1970	76-86	4.33	162	45	9	24	1431.0	1451	772	688	185	478	960
1971	82-80	3.75	162	40	11	31	1475.0	1528	699	614	152	485	823
1972	70-84	4.27	155	40	4	27	1377.0	1412	730	654	155	512	732
1973	76-85	4.25	162	34	9	35	1462.0	1467	774	690	144	575	803
1974	88-74	3.05	163	46	21	22	1476.0	1343	563	501	97	488	772
1975	67-94	3.91	161	32	4	24	1430.0	1543	739	624	101	519	669
1976	70-92	3.86	162	33	13	27	1438.0	1435	700	617	86	564	818
1977	61-101	4.85	162	28	15	31	1445.0	1581	895	782	169	701	915
1978	89-93	4.08	162	29	12	32	1440.1	1404	750	653	132	624	848
1979	66-94	4.18	160	32	3	34	1407.2	1496	763	654	132	494	779
1980	81-80	3.77	161	29	9	37	1428.0	1397	660	598	131	454	696
1981	50-56	3.45	107	11	4	24	968.0	936	416	371	62	330	471
1982	89-73	3.82	162	15	11	51	1463.0	1484	702	621	126	502	813
1983	88-74	3.67	162	18	4	48	1440.2	1412	640	588	132	540	895
1984	80-82	3.57	162	17	7	49	1447.0	1401	655	574	122	525	859
1985	66-96	4.19	162	9	9	29	1457.1	1512	781	679	134	642	776
1986	72-89	3.97	161	17	5	39	1424.2	1443	719	629	117	576	932
1987	69-92	4.63	161	16	4	32	1427.2	1529	829	734	163	587	837
1988	54-106	4.09	160	14	4	25	1446.0	1481	741	657	108	524	810
1989	63-97	3.70	161	15	8	33	1447.2	1370	680	595	114	468	966
1990	65-97	4.58	162	17	8	30	1429.2	1527	821	727	128	579	938
1991	94-68	3.49	162	18	7	48	1452.2	1304	644	563	118	481	969
1992	98-64	3.14	162	26	24	41	1460.0	1321	569	510	89	489	948
1993	104-58	3.14	162	18	16	46	1455.0	1297	559	507	101	480	1036
1994	68-46	3.57	114	16	8	26	1026.1	929	448	407	76	378	865
1995	90-54	3.44	144	18	11	34	1291.2	1184	540	494	107	436	1087
1996	96-66	3.52	162	14	9	46	1469.0	1372	648	575	120	451	1245
1997	101-61	3.18	162	21	17	37	1465.2	1319	581	518	111	450	1196
1998	106-56	3.25	162	24	23	45	1438.2	1291	581	520	117	466	1232
1999	103-59	3.63	162	9	9	45	1471.0	1398	661	593	142	507	1197
2000	95-67	4.06	162	13	9	53	1440.1	1428	714	648	165	484	1093
2001	88-74	3.59	162	5	13	41	1447.1	1363	643	578	153	499	1133
2002	101-59	3.13	161	3	15	57	1467.1	1302	565	511	123	554	1058
2003	101-61	4.10	162	4	7	51	1456.1	1425	740	663	147	555	992
2004	96-66	3.74	162	4	13	48	1450.0	1475	668	603	154	523	1025
2005	90-72	3.98	162	8	12	38	1443.2	1487	674	639	145	520	929
2006	79-83	4.60	162	6	6	38	1441.1	1529	805	736	183	572	1049
2007	84-78	4.11	162	1	6	36	1456.1	1442	733	665	172	537	1106
2008	72-90	4.46	162	2	7	26	1440.2	1439	778	714	156	586	1076
2009	86-76	3.57	162	3	10	38	1462.2	1399	641	581	119	530	1232
2010	91-71	3.56	162	2	9	41	1439.1	1326	629	569	126	505	1241
2011	89-73	3.48	162	3	16	52	1479.2	1332	605	572	125	521	1332
2012	94-68	3.42	162	5	16	47	1445.1	1310	600	549	145	464	1232
2013	96-66	3.18	162	1	12	53	1450.1	1326	548	512	127	409	1232
2014	79-83	3.38	162	5	13	54	1455.0	1369	597	547	121	472	1301
2015	67-95	4.41	162	3	10	44	1425.1	1462	760	698	170	550	1148
2016	68-93	4.51	161	1	9	39	1447.2	1414	779	725	177	547	1227
2017	72-90	4.72	162	0	6	36	1441.1	1463	821	756	192	584	1258
2018	90-72	3.75	162	2	11	40	1456.2	1236	657	607	153	635	1423

FRANCHISE YEAR-BY-YEAR VICTORY LEADERS

Year	Pitcher	W-L	Year	Pitcher	W-L	Year	Pitcher	W-L
1876	Jack Manning	18-5	1928	Bob Smith	13-17	1980	Phil Niekro	15-18
1877	Tommy Bond	40-17	1929	Socks Siebold	12-17	1981	Rick Camp	9-3
1878	Tommy Bond	40-19	1930	Socks Siebold	15-16	1982	Phil Niekro	17-4
1879	Tommy Bond	43-19	1931	Ed Brandt	18-11	1983	Craig McMurtry	15-9
1880	Tommy Bond	26-29	1932	Ed Brandt	16-16		Pascual Pérez	15-8
1881	Jim Whitney	31-33	1933	Ben Cantwell	20-10	1984	Pascual Pérez	14-8
1882	Jim Whitney	24-21	1934	Fred Frankhouse	17-9	1985	Rick Mahler	17-15
1883	Jim Whitney	37-21		Huck Betts	17-10	1986	Rick Mahler	14-18
1884	Charlie Buffinton	48-16	1935	Fred Frankhouse	11-15	1987	Zane Smith	15-10
1885	Charlie Buffinton	22-27	1936	Danny MacFayden	17-13	1988	Rick Mahler	9-16
1886	Old Hoss Radbourn	27-31	1937	Jim Turner	20-11	1989	Tom Glavine	14-8
1887	Old Hoss Radbourn	24-23		Lou Fette	20-10	1990	John Smoltz	14-11
1888	John Clarkson	33-20	1938	Danny MacFayden	14-9	1991	Tom Glavine	20-11
1889	John Clarkson	49-19		Jim Posedel	14-18	1992	Tom Glavine	20-8
1890	Kid Nichols	27-19	1939	Bill Posedel	15-13	1993	Tom Glavine	22-6
1891	John Clarkson	33-19	1940	Dick Erickson	12-13	1994	Greg Maddux	16-6
1892	Kid Nichols	35-16		Bill Posedel	12-17	1995	Greg Maddux	19-2
	Jack Stivetts	35-16	1941	Jim Tobin	12-12	1996	John Smoltz	24-8
1893	Kid Nichols	34-14	1942	Al Javery	12-16	1997	Denny Neagle	20-5
1894	Kid Nichols	32-13		Jim Tobin	12-21	1998	Tom Glavine	20-6
1895	Kid Nichols	26-16	1943	Al Javery	17-16	1999	Greg Maddux	19-9
1896	Kid Nichols	30-14	1944	Jim Tobin	18-19	2000	Tom Glavine	21-9
1897	Kid Nichols	31-11	1945	Jim Tobin	9-14	2001	Greg Maddux	17-11
1898	Kid Nichols	32-12	1946	Johnny Sain	20-14	2002	Kevin Millwood	18-8
1899	Vic Willis	27-8	1947	Warren Spahn	21-10		Tom Glavine	18-11
1900	Bill Dinneen	20-14		Johnny Sain	21-12	2003	Russ Ortiz	21-7
1901	Vic Willis	20-17	1948	Johnny Sain	24-15	2004	Jaret Wright	15-8
1902	Togie Pittinger	27-16	1949	Warren Spahn	21-14		Russ Ortiz	15-9
	Vic Willis	27-20	1950	Warren Spahn	21-17	2005	John Smoltz	14-7
1903	Togie Pittinger	19-23	1951	Warren Spahn	22-14		Tim Hudson	14-9
1904	Vic Willis	18-25	1952	Warren Spahn	14-19	2006	John Smoltz	16-9
1905	Irv Young	20-21	1953	Warren Spahn	23-7	2007	Tim Hudson	16-10
1906	Irv Young	16-25	1954	Warren Spahn	21-12	2008	Jair Jurrjens	13-10
1907	Patsy Flaherty	12-15	1955	Warren Spahn	17-14	2009	Derek Lowe	15-10
	Gus Dornier	12-16	1956	Warren Spahn	20-11		Javier Vazquez	15-10
1908	Vive Lindaman	12-15	1957	Warren Spahn	21-11	2010	Tim Hudson	17-9
1909	Al Mattern	16-20	1958	Warren Spahn	22-11	2011	Tim Hudson	16-10
1910	Al Mattern	15-19	1959	Warren Spahn	21-15	2012	Tim Hudson	16-7
1911	Buster Brown	7-18		Lew Burdette	21-15	2013	Kris Medlen	15-12
1912	Hub Perdue	13-16	1960	Warren Spahn	21-10	2014	Ervin Santana	14-10
1913	Lefty Tyler	16-17	1961	Warren Spahn	21-13		Julio Teheran	14-13
	Hub Perdue	16-13	1962	Warren Spahn	18-14	2015	Julio Teheran	11-8
1914	Dick Rudolph	26-10	1963	Warren Spahn	23-7	2016	Mike Foltynewicz	9-5
	Bill James	26-7	1964	Tony Cloninger	19-14	2017	Julio Teheran	11-13
1915	Dick Rudolph	22-19	1965	Tony Cloninger	24-11	2018	Mike Foltynewicz	13-10
1916	Dick Rudolph	19-12	1966	Ken Johnson	14-8			
1917	Art Nehf	16-8		Tony Cloninger	14-11			
1918	Art Nehf	15-15	1967	Pat Jarvis	15-10			
1919	Dick Rudolph	13-18	1968	Pat Jarvis	16-12			
1920	Joe Oeschger	15-13	1969	Phil Niekro	23-13			
1921	Joe Oeschger	20-14	1970	Pat Jarvis	16-16			
1922	Frank Miller	11-13	1971	Phil Niekro	15-14			
	Rube Marquard	11-15	1972	Phil Niekro	16-12			
1923	Joe Genewich	13-14	1973	Carl Morton	15-10			
1924	Jesse Barnes	15-20	1974	Phil Niekro	20-13			
1925	Larry Benton	14-7	1975	Carl Morton	17-16			
	Johnny Cooney	14-14	1976	Phil Niekro	17-11			
1926	Larry Benton	14-14	1977	Phil Niekro	16-20			
1927	Joe Genewich	11-8	1978	Phil Niekro	19-18			
	Kent Greenfield	11-14	1979	Phil Niekro	21-10			

FRANCHISE SINGLE-SEASON BATTING FEATS

N.L. BATTING CHAMPIONS

1877	Deacon White.....	387
1889	Dan Brouthers.....	373
1894	Hugh Duffy.....	438
1928	Rogers Hornsby.....	387
1942	Ernie Lombardi.....	330
1956	Hank Aaron.....	328
1959	Hank Aaron.....	355
1970	Rico Carty.....	366
1974	Ralph Garr.....	353
1991	Terry Pendleton.....	319
2008	Chipper Jones.....	364

N.L. RBI LEADERS

1877	Deacon White.....	49
1879	John O'Rourke.....	62
1894	Hugh Duffy.....	145
1935	Wally Berger.....	130
1957	Hank Aaron.....	132
1960	Hank Aaron.....	126
1963	Hank Aaron.....	130
1966	Hank Aaron.....	127
1982	Dale Murphy (Tie).....	109
1983	Dale Murphy.....	121
2005	Andruw Jones.....	128

200 HITS IN A SEASON

1893	Hugh Duffy.....	203
1894	Hugh Duffy.....	237
1912	John Sweeney.....	204
1925	Dick Burrus.....	200
1926	Ed Brown.....	201
1928	Lance Richbourg.....	206
1945	Tommy Holmes.....	224
1956	Hank Aaron.....	200
1957	Red Schoendienst.....	200
1959	Hank Aaron.....	223
1963	Hank Aaron.....	201
1966	Felipe Alou.....	218
1968	Felipe Alou.....	210
1971	Ralph Garr.....	219
1973	Ralph Garr.....	200
1974	Ralph Garr.....	214
1996	Marquis Grissom.....	207
2017	Ender Inciarte.....	201

N.L. HOME RUN LEADERS

1879	Charley Jones.....	9
1880	John O'Rourke.....	6
1894	Hugh Duffy.....	18
1897	Hugh Duffy.....	11
1898	Jim Collins.....	15
1900	Herman Long.....	12
1907	David Brain.....	10
1935	Wally Berger.....	34
1945	Tommy Holmes.....	28
1953	Eddie Mathews.....	47
1957	Hank Aaron.....	44
1959	Eddie Mathews.....	46
1963	Hank Aaron (Tie).....	44
1966	Hank Aaron.....	44
1967	Hank Aaron.....	39
1984	Dale Murphy (Tie).....	36
1985	Dale Murphy.....	37
2005	Andruw Jones.....	51

N.L. HITS LEADERS

1877	Deacon White.....	213
1894	Hugh Duffy.....	237
1911	Roy Miller.....	192
1926	Ed Brown.....	201
1945	Tommy Holmes.....	224
1947	Tommy Holmes.....	191
1956	Hank Aaron.....	204
1957	Red Schoendienst.....	200
1959	Hank Aaron.....	223
1966	Felipe Alou.....	218
1968	Felipe Alou (Tie).....	210
1974	Ralph Garr.....	214
1991	Terry Pendleton.....	187
1992	Terry Pendleton (Tie).....	199
2018	Freddie Freeman.....	191

30 HOMERS/30 STEALS

1963	Hank Aaron.....	44-31
1983	Dale Murphy.....	36-30
1990	Ron Gant.....	32-33
1991	Ron Gant.....	32-34

SINGLE-GAME BATTING FEATS

BRAVES WHO HIT FOR THE CYCLE

Date	Player/Opponent
5/9/1896	Herman Long, vs. Louisville
6/20/1904	Duff Cooley, vs. Philadelphia
4/26/1907	John Bates, vs. Brooklyn
10/6/1910	William Collins, vs. Philadelphia
9/23/1987	Albert Hall, vs. Houston
8/14/2008	Mark Kotsay, vs. Chicago
6/15/2016	Freddie Freeman, vs. Cincinnati

FOUR HOME RUNS IN ONE GAME

Date	Player/Opponent
5/30/1894	Bobby Lowe, at Cincinnati
7/31/1954	Joe Adcock, at Brooklyn
7/6/1986	Bob Horner, vs. Montreal

THREE HOME RUNS IN ONE GAME

Date	Player/Opponent
7/2/1928	Les Bell, at Philadelphia
7/6/1934	Hal Lee, at Philadelphia
5/25/1935	Babe Ruth, at Pittsburgh
5/13/1942	Jim Tobin, vs. Chicago
9/27/1952	Eddie Mathews, at Brooklyn
8/30/1953	Jim Pendleton, vs. Pittsburgh
6/21/1959	Henry Aaron, at San Francisco
7/30/1966	Gene Oliver, vs. San Francisco
7/30/1969	Bob Tillman*, at Philadelphia
5/31/1970	Rico Carty, vs. Philadelphia
7/3/1970	Mike Lum, vs. San Diego
7/26/1970	Orlando Cepeda, at Chicago
5/18/1979	Dale Murphy, vs. San Francisco
7/22/1986	Ken Griffey, vs. Philadelphia
5/26/1990	Jeff Treadway, at Philadelphia
7/12/1992	Jeff Blauser, at Chicago
7/28/2001	Vinny Castilla, at Pittsburgh
9/25/2002	Andruw Jones, at Philadelphia
8/14/2006	Chipper Jones*, at Washington
6/22/2008	Mark Teixeira, vs. Seattle
4/29/2017	Matt Kemp*, at Milwaukee

*Consecutive

ATLANTA YEAR-BY-YEAR TEAM BATTING TOTALS

Year	AVG.	AB	R	H	2B	3B	HR	RBI	BB	SO	SB	E
1966	.263	5616	782	1476	220	32	207	734	512	913	59	154
1967	.240	5450	631	1307	191	29	158	596	512	947	55	138
1968	.252	5552	515	1399	179	31	80	480	414	782	83	125
1969	.258	5460	691	1411	195	22	141	640	485	665	59	115
1970	.270	5546	736	1495	215	24	160	692	522	736	58	141
1971	.257	5575	643	1434	192	30	153	587	434	747	57	146
1972	.258	5278	628	1363	186	17	144	593	532	770	47	156
1973	.266	5631	799	1497	219	34	206	758	608	870	84	166
1974	.249	5533	661	1375	202	37	120	559	571	772	72	132
1975	.244	5424	583	1323	179	28	107	541	543	759	65	175
1976	.245	5345	620	1309	170	30	82	586	589	811	74	131
1977	.254	5534	678	1404	218	20	139	638	537	876	82	175
1978	.244	5381	600	1313	181	38	123	558	550	874	90	153
1979	.256	5422	669	1389	220	28	126	626	490	818	98	183
1980	.250	5402	630	1352	226	22	144	597	434	899	73	162
1981	.243	3642	395	886	148	22	64	366	321	540	98	102
1982	.256	5507	739	1411	215	22	146	687	554	869	151	137
1983	.272	5472	746	1489	218	45	130	691	582	847	146	137
1984	.247	5422	632	1338	234	27	111	578	555	896	140	139
1985	.246	5526	632	1359	213	28	126	598	553	849	72	158
1986	.250	5384	615	1348	241	24	138	575	538	904	93	141
1987	.258	5428	747	1401	284	24	152	696	641	834	135	116
1988	.242	5440	555	1319	228	28	96	527	432	848	95	151
1989	.234	5463	584	1281	201	22	128	544	485	996	83	152
1990	.250	5504	622	1376	263	26	162	636	473	1010	92	158
1991	.258	5456	749	1407	255	30	141	704	563	906	165	138
1992	.254	5480	682	1391	223	48	138	641	493	924	126	109
1993	.262	5588	767	1444	239	29	169	712	560	946	125	108
1994	.267	3861	542	1031	198	18	137	510	377	668	48	81
1995	.250	4814	645	1202	210	27	168	618	520	933	73	100
1996	.270	5614	773	1514	264	28	197	735	530	1032	83	130
1997	.270	5528	791	1490	268	37	174	755	597	1160	108	114
1998	.272	5484	826	1489	297	26	215	794	548	1062	98	91
1999	.266	5569	840	1481	309	23	197	791	608	962	148	111
2000	.271	5489	810	1490	274	26	179	758	595	1010	148	129
2001	.260	5498	729	1432	263	24	174	696	493	1039	85	103
2002	.260	5495	708	1428	280	25	164	669	558	1028	76	114
2003	.284	5670	907	1608	321	31	235	872	545	933	68	121
2004	.270	5570	803	1503	304	37	178	767	587	1158	86	116
2005	.265	5486	769	1453	308	37	184	733	534	1084	92	86
2006	.270	5583	849	1510	312	26	222	818	526	1169	52	99
2007	.275	5689	810	1562	328	27	176	781	534	1149	64	107
2008	.270	5604	753	1514	316	33	130	721	618	1023	58	107
2009	.263	5539	735	1459	300	20	149	700	602	1064	58	96
2010	.258	5463	738	1411	312	25	139	699	634	1140	63	126
2011	.243	5528	641	1345	244	16	173	606	504	1260	77	83
2012	.247	5425	700	1341	263	30	149	660	567	1289	101	86
2013	.249	5441	688	1354	247	21	181	656	542	1384	64	85
2014	.241	5468	573	1316	240	22	123	545	472	1369	95	85
2015	.251	5420	573	1361	251	18	100	548	471	1107	69	90
2016	.255	5514	649	1404	295	27	122	615	502	1240	75	101
2017	.263	5584	732	1467	289	26	165	706	474	1184	77	97
2018	.257	5582	759	1433	314	29	175	717	511	1290	90	80

ATLANTA BATTING – CAREER TOP 10

BATTING AVERAGE*

Ralph Garr.....	317
Chipper Jones.....	303
Felipe Alou.....	302
Martin Prado.....	295
Hank Aaron.....	293
Fred McGriff.....	293
Freddie Freeman..	293
Terry Pendleton.....	287
Javy Lopez.....	287
Marcus Giles.....	285

ON-BASE PCT.*

Chipper Jones.....	401
Hank Aaron.....	378
Freddie Freeman...	378
David Justice.....	374
Fred McGriff.....	369
Darrell Evans.....	368
Ryan Klesko.....	361
Marcus Giles.....	361
Nick Markakis.....	359
Jeff Blausler.....	355

SLUGGING PCT.*

Hank Aaron.....	567
Chipper Jones.....	529
Ryan Klesko.....	525
Fred McGriff.....	516
Bob Horner.....	508
Javy Lopez.....	502
David Justice.....	499
Freddie Freeman....	497
Andruw Jones.....	497
Dale Murphy.....	478

GAMES

Chipper Jones.....	2499
Dale Murphy.....	1926
Andruw Jones.....	1761
Hank Aaron.....	1270
Mike Lum.....	1225
Glenn Hubbard.....	1196
Freddie Freeman...	1188
Jeff Blausler.....	1184
Javy Lopez.....	1156
Jerry Royster.....	1118

AT-BATS

Chipper Jones.....	8984
Dale Murphy.....	7098
Andruw Jones.....	6408
Hank Aaron.....	4548
Freddie Freeman. 4356	
Glenn Hubbard.....	4016
Javy Lopez.....	4003
Jeff Blausler.....	3961
Brian McCann.....	3863
Bob Horner.....	3571

RUNS

Chipper Jones.....	1619
Dale Murphy.....	1103
Andruw Jones.....	1045
Hank Aaron.....	818
Freddie Freeman....	685
Jeff Blausler.....	601
Rafael Furcal.....	554
Bob Horner.....	545
Ron Gant.....	515
Javy Lopez.....	508

HITS

Chipper Jones.....	2726
Dale Murphy.....	1901
Andruw Jones.....	1683
Hank Aaron.....	1334
Freddie Freeman... 1275	
Javy Lopez.....	1148
Brian McCann.....	1070
Jeff Blausler.....	1060
Ralph Garr.....	1022
Bob Horner.....	994

TOTAL BASES

Chipper Jones.....	4755
Dale Murphy.....	3394
Andruw Jones.....	3185
Hank Aaron.....	2580
Freddie Freeman.. 2167	
Javy Lopez.....	2008
Brian McCann.....	1829
Bob Horner.....	1813
Jeff Blausler.....	1644
Ron Gant.....	1489

DOUBLES

Chipper Jones.....	549
Andruw Jones.....	330
Dale Murphy.....	306
Freddie Freeman....285	
Brian McCann.....	227
Hank Aaron.....	209
Jeff Blausler.....	201
Glenn Hubbard.....	196
Javy Lopez.....	190
Marcus Giles.....	168
Martin Prado.....	168

TRIPLES

Ralph Garr.....	40
Rafael Furcal.....	38
Chipper Jones.....	38
Dale Murphy.....	37
Andruw Jones.....	34
Jerry Royster.....	30
Jeff Blausler.....	28
Ron Gant.....	27
Felix Millan.....	26
Claudell Washington..	25

HOME RUNS

Chipper Jones.....	468
Dale Murphy.....	371
Andruw Jones.....	368
Hank Aaron.....	335
Bob Horner.....	215
Javy Lopez.....	214
Freddie Freeman....189	
Brian McCann.....	176
David Justice.....	160
Ron Gant.....	147

RUNS BATTED IN

Chipper Jones.....	1623
Dale Murphy.....	1143
Andruw Jones.....	1117
Hank Aaron.....	897
Javy Lopez.....	694
Freddie Freeman... 684	
Brian McCann.....	661
Bob Horner.....	652
David Justice.....	522
Ron Gant.....	480

WALKS

Chipper Jones.....	1512
Dale Murphy.....	912
Andruw Jones.....	717
Hank Aaron.....	634
Darrell Evans.....	563
Freddie Freeman....559	
Glenn Hubbard.....	487
Jeff Blausler.....	483
David Justice.....	452
Brian McCann.....	414

STRIKEOUTS

Dale Murphy.....	1581
Chipper Jones.....	1409
Andruw Jones.....	1394
Freddie Freeman..1041	
Jeff Blausler.....	792
Javy Lopez.....	728
Brian McCann.....	630
Ron Gant.....	600
Glenn Hubbard.....	570
Hank Aaron.....	558

STOLEN BASES

Rafael Furcal.....	189
Otis Nixon.....	186
Jerry Royster.....	174
Dale Murphy.....	160
Ron Gant.....	157
Chipper Jones.....	150
Andruw Jones.....	138
Ralph Garr.....	137
Claudell Washington..	115
Gerald Perry.....	105

EXTRA-BASE HITS

Chipper Jones.....	1055
Andruw Jones.....	732
Dale Murphy.....	714
Hank Aaron.....	560
Freddie Freeman... 494	
Javy Lopez.....	418
Brian McCann.....	405
Bob Horner.....	382
Jeff Blausler.....	338
Ron Gant.....	332

*Minimum 2,500 plate appearances.
Bold indicates active Brave.

FRANCHISE BATTING – CAREER TOP 10

SINCE 1900

BATTING AVERAGE*

Ralph Garr.....	317
Rico Carty.....	317
Lance Richbourg.....	311
Hank Aaron.....	310
Wally Berger.....	304
Chipper Jones.....	304
Tommy Holmes.....	303
Buck Jordan.....	302
Felipe Alou.....	295
Martin Prado.....	295

ON-BASE PCT.*

Chipper Jones.....	401
Bob Elliott.....	398
Rico Carty.....	388
Earl Torgeson.....	385
Eddie Mathews.....	379
Freddie Freeman...	378
Hank Aaron.....	377
David Justice.....	374
Fred McGriff.....	369
Fred Tenney.....	369

SLUGGING PCT.*

Hank Aaron.....	567
Wally Berger.....	533
Chipper Jones.....	529
Ryan Klesko.....	525
Eddie Mathews.....	517
Fred McGriff.....	516
Joe Adcock.....	511
Bob Horner.....	508
Javy Lopez.....	502
David Justice.....	499

GAMES

Hank Aaron.....	3076
Chipper Jones.....	2499
Eddie Mathews.....	2223
Dale Murphy.....	1926
Rabbit Maranville.....	1795
Andruw Jones.....	1761
Del Crandall.....	1394
Johnny Logan.....	1351
Tommy Holmes.....	1289
Mike Lum.....	1225

AT-BATS

Hank Aaron.....	11628
Chipper Jones.....	8984
Eddie Mathews.....	8049
Dale Murphy.....	7098
Rabbit Maranville.....	6724
Andruw Jones.....	6408
Tommy Holmes.....	4956
Johnny Logan.....	4931
Del Crandall.....	4583
Fred Tenney.....	4373

RUNS

Hank Aaron.....	2107
Chipper Jones.....	1619
Eddie Mathews.....	1452
Dale Murphy.....	1103
Andruw Jones.....	1045
Rabbit Maranville.....	801
Tommy Holmes.....	696
Freddie Freeman...	685
Fred Tenney.....	666
Wally Berger.....	651

HITS

Hank Aaron.....	3600
Chipper Jones.....	2726
Eddie Mathews.....	2201
Dale Murphy.....	1901
Rabbit Maranville.....	1696
Andruw Jones.....	1683
Tommy Holmes.....	1503
Johnny Logan.....	1329
Freddie Freeman...	1275
Wally Berger.....	1263

TOTAL BASES

Hank Aaron.....	6591
Chipper Jones.....	4755
Eddie Mathews.....	4158
Dale Murphy.....	3394
Andruw Jones.....	3185
Rabbit Maranville.....	2215
Wally Berger.....	2212
Freddie Freeman...	2167
Joe Adcock.....	2164
Tommy Holmes.....	2152

DOUBLES

Hank Aaron.....	600
Chipper Jones.....	549
Eddie Mathews.....	338
Andruw Jones.....	330
Dale Murphy.....	306
Tommy Holmes.....	291
Freddie Freeman...	285
Wally Berger.....	248
Rabbit Maranville.....	244
Brian McCann.....	227

TRIPLES

Rabbit Maranville.....	103
Hank Aaron.....	96
Bill Bruton.....	79
Eddie Mathews.....	70
Ray Powell.....	67
Wally Berger.....	52
Lance Richbourg.....	48
Tommy Holmes.....	47
Fred Tenney.....	44
Jimmy Welsh.....	42

HOME RUNS

Hank Aaron.....	733
Eddie Mathews.....	493
Chipper Jones.....	468
Dale Murphy.....	371
Andruw Jones.....	368
Joe Adcock.....	239
Bob Horner.....	215
Javy Lopez.....	214
Wally Berger.....	199
Freddie Freeman...	189

RUNS BATTED IN

Hank Aaron.....	2202
Chipper Jones.....	1623
Eddie Mathews.....	1388
Dale Murphy.....	1143
Andruw Jones.....	1117
Joe Adcock.....	760
Wally Berger.....	746
Javy Lopez.....	694
Freddie Freeman...	684
Brian McCann.....	661

WALKS

Chipper Jones.....	1512
Eddie Mathews.....	1376
Hank Aaron.....	1297
Dale Murphy.....	912
Andruw Jones.....	717
Darrell Evans.....	563
Rabbit Maranville.....	561
Freddie Freeman...	559
Fred Tenney.....	533
Glenn Hubbard.....	487

STRIKEOUTS

Dale Murphy.....	1581
Chipper Jones.....	1409
Andruw Jones.....	1394
Eddie Mathews.....	1387
Hank Aaron.....	1294
Freddie Freeman...	1041
Jeff Blausler.....	792
Joe Adcock.....	732
Javy Lopez.....	728
Brian McCann.....	630

STOLEN BASES

Hank Aaron.....	240
Rabbit Maranville.....	194
Rafael Furcal.....	189
Otis Nixon.....	186
Jerry Royster.....	174
Dale Murphy.....	160
Ron Gant.....	157
Bill Sweeney.....	153
Chipper Jones.....	150
Fred Tenney.....	145

EXTRA-BASE HITS

Hank Aaron.....	1429
Chipper Jones.....	1055
Eddie Mathews.....	901
Andruw Jones.....	732
Dale Murphy.....	714
Wally Berger.....	499
Freddie Freeman...	494
Joe Adcock.....	458
Tommy Holmes.....	426
Javy Lopez.....	418

*Minimum 2,500 plate appearances.
Bold indicates active Brave.

ATLANTA BATTING – SINGLE-SEASON TOP 10

BATTING AVERAGE*

366	Rico Carty	1970
364	Chipper Jones	2008
353	Ralph Garr	1974
343	Ralph Garr	1971
337	Chipper Jones	2007
333	Kenny Lofton	1997
332	Edgar Renteria	2007
330	Chipper Jones	2001
330	Gary Sheffield	2003
327	Felipe Alou	1966

ON-BASE PERCENTAGE*

470	Chipper Jones	2008
454	Rico Carty	1970
441	Chipper Jones	1999
436	J.D. Drew	2004
435	Chipper Jones	2002
432	Jeff Burroughs	1978
427	David Justice	1994
427	Chipper Jones	2001
425	Chipper Jones	2007
419	Gary Sheffield	2003

SLUGGING PERCENTAGE*

669	Hank Aaron	1971
633	Chipper Jones	1999
623	Fred McGriff	1994
607	Hank Aaron	1969
605	Chipper Jones	2001
604	Chipper Jones	2007
604	Gary Sheffield	2003
595	Andres Galarraga	1998
586	Freddie Freeman	2017
584	Rico Carty	1970

*3.1 plate appearances per game

GAMES

162	Felix Millan	1969
162	Dale Murphy	1982
162	Dale Murphy	1983
162	Dale Murphy	1984
162	Dale Murphy	1985
162	Andruw Jones	1999
162	Jeff Francoeur	2006
162	Jeff Francoeur	2007
162	Freddie Freeman	2014
162	Freddie Freeman	2018
162	Nick Markakis	2018

AT-BATS

671	Marquis Grissom	1996
668	Ralph Garr	1973
666	Felipe Alou	1966
664	Rafael Furcal	2003
662	Felipe Alou	1968
662	Ender Inciarte	2017
656	Andruw Jones	2000
652	Felix Millan	1969
651	Jeff Francoeur	2006
642	Jeff Francoeur	2007

RUNS

131	Dale Murphy	1983
130	Rafael Furcal	2003
126	Gary Sheffield	2003
123	Chipper Jones	1998
122	Felipe Alou	1966
122	Andruw Jones	2000
118	Dale Murphy	1985
118	Chipper Jones	2000
118	J.D. Drew	2004
117	Hank Aaron	1966

HITS

219	Ralph Garr	1971
218	Felipe Alou	1966
214	Ralph Garr	1974
210	Felipe Alou	1968
207	Marquis Grissom	1996
201	Ender Inciarte	2017
200	Ralph Garr	1973
199	Terry Pendleton	1992
199	Andruw Jones	2000
194	Rafael Furcal	2003

TOTAL BASES

359	Chipper Jones	1999
355	Felipe Alou	1966
355	Andruw Jones	2000
348	Gary Sheffield	2003
346	Chipper Jones	2001
344	Hank Aaron	1967
337	Andruw Jones	2005
335	Freddie Freeman	2016
332	Hank Aaron	1969
332	Dale Murphy	1984
332	Dale Murphy	1985

DOUBLES

49	Marcus Giles	2003
45	Marcus Giles	2005
44	Freddie Freeman	2018
43	Freddie Freeman	2014
43	Freddie Freeman	2016
43	Nick Markakis	2018
42	Chipper Jones	2007
42	Brian McCann	2008
42	Martin Prado	2012
41	Chipper Jones	1997
41	Chipper Jones	1999

TRIPLES

17	Ralph Garr	1974
14	Deion Sanders	1992
13	Brett Butler	1983
11	Ralph Garr	1975
11	Rafael Furcal	2005
10	Marquis Grissom	1996
10	Rafael Furcal	2003
10	Kelly Johnson	2007
9	Lonnie Smith	1990

HOME RUNS

51	Andruw Jones	2005
47	Hank Aaron	1971
45	Chipper Jones	1999
44	Hank Aaron	1966
44	Hank Aaron	1969
44	Dale Murphy	1987
44	Andres Galarraga	1998
43	Davey Johnson	1973
43	Javy Lopez	2003
41	Three tied	

RUNS BATTED IN

132	Gary Sheffield	2003
129	Andruw Jones	2006
128	Andruw Jones	2005
127	Hank Aaron	1966
121	Dale Murphy	1983
121	Andres Galarraga	1998
120	David Justice	1993
118	Hank Aaron	1970
118	Hank Aaron	1971
117	Ron Gant	1993

WALKS

127	Jimmy Wynn	1976
126	Darrell Evans	1974
126	Chipper Jones	1999
124	Darrell Evans	1973
118	J.D. Drew	2004
117	Jeff Burroughs	1978
115	Dale Murphy	1987
107	Chipper Jones	2002
105	Darrell Evans	1975
101	Chipper Jones	2009

STRIKEOUTS

173	B.J. Upton	2014
171	Dan Uggla	2013
171	Justin Upton	2014
171	Freddie Freeman	2016
168	Dan Uggla	2012
161	Justin Upton	2013
159	Chris Johnson	2014
156	Dan Uggla	2011
155	Michael Bourn	2012
152	Jason Heyward	2012

STOLEN BASES

72	Otis Nixon	1991
47	Otis Nixon	1993
46	Rafael Furcal	2005
42	Gerald Perry	1987
42	Michael Bourn	2012
41	Otis Nixon	1992
40	Rafael Furcal	2000
39	Brett Butler	1983
35	Ralph Garr	1973
35	Jerry Royster	1979

FRANCHISE BATTING – SINGLE-SEASON TOP 10

BATTING AVERAGE*

387.....	Rogers Hornsby.....	1928
366.....	Rico Carty.....	1970
364.....	Chipper Jones.....	2008
355.....	Hank Aaron.....	1959
353.....	Ralph Garr.....	1974
352.....	Tommy Holmes.....	1945
344.....	Bill Sweeney.....	1912
343.....	Ralph Garr.....	1971
340.....	Dick Burrus.....	1925
340.....	George Sisler.....	1928

ON-BASE PERCENTAGE*

498.....	Rogers Hornsby.....	1928
470.....	Chipper Jones.....	2008
454.....	Rico Carty.....	1970
449.....	Billy Hamilton.....	1900
441.....	Chipper Jones.....	1999
436.....	J.D. Drew.....	2004
435.....	Chipper Jones.....	2002
432.....	Jeff Burroughs.....	1978
427.....	David Justice.....	1994
427.....	Chipper Jones.....	2001

SLUGGING PERCENTAGE*

669.....	Hank Aaron.....	1971
636.....	Hank Aaron.....	1959
633.....	Chipper Jones.....	1999
632.....	Rogers Hornsby.....	1928
627.....	Eddie Mathews.....	1953
623.....	Fred McGriff.....	1994
618.....	Hank Aaron.....	1962
614.....	Wally Berger.....	1930
607.....	Hank Aaron.....	1969

*3.1 plate appearances per game

GAMES

162.....	Felix Millan.....	1969
162.....	Dale Murphy.....	1982
162.....	Dale Murphy.....	1983
162.....	Dale Murphy.....	1984
162.....	Dale Murphy.....	1985
162.....	Andruw Jones.....	1999
162.....	Jeff Francoeur.....	2006
162.....	Jeff Francoeur.....	2007
162.....	Freddie Freeman.....	2014
162.....	Freddie Freeman.....	2018
162.....	Nick Markakis.....	2018

AT-BATS

671.....	Marquis Grissom.....	1996
668.....	Ralph Garr.....	1973
666.....	Felipe Alou.....	1966
664.....	Rafael Furcal.....	2003
662.....	Felipe Alou.....	1968
662.....	Ender Inciarte.....	2017
656.....	Andruw Jones.....	2000
652.....	Felix Millan.....	1969
651.....	Jeff Francoeur.....	2006
642.....	Jeff Francoeur.....	2007

RUNS

131.....	Dale Murphy.....	1983
130.....	Rafael Furcal.....	2003
127.....	Hank Aaron.....	1962
126.....	Gary Sheffield.....	2003
125.....	Tommy Holmes.....	1945
123.....	Chipper Jones.....	1998
122.....	Felipe Alou.....	1966
122.....	Andruw Jones.....	2000
121.....	Hank Aaron.....	1963
120.....	Earl Torgeson.....	1950

HITS

224.....	Tommy Holmes.....	1945
223.....	Hank Aaron.....	1959
219.....	Ralph Garr.....	1971
218.....	Felipe Alou.....	1966
214.....	Ralph Garr.....	1974
210.....	Felipe Alou.....	1968
207.....	Marquis Grissom.....	1996
206.....	Lance Richbourg.....	1928
205.....	George Sisler.....	1929
204.....	Bill Sweeney.....	1912

TOTAL BASES

400.....	Hank Aaron.....	1959
370.....	Hank Aaron.....	1963
369.....	Hank Aaron.....	1957
367.....	Tommy Holmes.....	1945
366.....	Hank Aaron.....	1962
363.....	Eddie Mathews.....	1953
359.....	Chipper Jones.....	1999
358.....	Hank Aaron.....	1961
355.....	Felipe Alou.....	1966
355.....	Andruw Jones.....	2000

DOUBLES

49.....	Marcus Giles.....	2003
47.....	Tommy Holmes.....	1945
46.....	Hank Aaron.....	1959
45.....	Marcus Giles.....	2005
44.....	Wally Berger.....	1931
44.....	Lee Maye.....	1964
44.....	Freddie Freeman.....	2018
43.....	Freddie Freeman.....	2014
43.....	Freddie Freeman.....	2016
43.....	Nick Markakis.....	2018
42.....	Five tied	

TRIPLES

18.....	Ray Powell.....	1921
17.....	Ralph Garr.....	1974
16.....	Chick Stahl.....	1900
16.....	Billy Southworth.....	1923
15.....	Rabbit Maranville.....	1920
15.....	Billy Southworth.....	1921
15.....	Billy Bruton.....	1956
14.....	Six tied	

HOME RUNS

51.....	Andruw Jones.....	2005
47.....	Eddie Mathews.....	1953
47.....	Hank Aaron.....	1971
46.....	Eddie Mathews.....	1959
45.....	Hank Aaron.....	1962
45.....	Chipper Jones.....	1999
44.....	Six Tied	

RUNS BATTED IN

135.....	Eddie Mathews.....	1953
132.....	Hank Aaron.....	1957
132.....	Gary Sheffield.....	2003
130.....	Wally Berger.....	1935
130.....	Hank Aaron.....	1963
129.....	Andruw Jones.....	2006
128.....	Hank Aaron.....	1962
128.....	Andruw Jones.....	2005
127.....	Hank Aaron.....	1966
126.....	Eddie Mathews.....	1960

WALKS

131.....	Bob Elliott.....	1948
127.....	Jimmy Wynn.....	1976
126.....	Darrell Evans.....	1974
126.....	Chipper Jones.....	1999
124.....	Eddie Mathews.....	1963
124.....	Darrell Evans.....	1973
119.....	Earl Torgeson.....	1950
118.....	J.D. Drew.....	2004
117.....	Jeff Burroughs.....	1978
115.....	Dale Murphy.....	1987

STRIKEOUTS

173.....	B.J. Upton.....	2014
171.....	Dan Uggla.....	2013
171.....	Justin Upton.....	2014
171.....	Freddie Freeman.....	2016
168.....	Dan Uggla.....	2012
161.....	Justin Upton.....	2013
159.....	Chris Johnson.....	2014
156.....	Dan Uggla.....	2011
155.....	Michael Bourn.....	2012
152.....	Jason Heyward.....	2012

STOLEN BASES

72.....	Otis Nixon.....	1991
57.....	Hap Myers.....	1913
47.....	Otis Nixon.....	1993
46.....	Rafael Furcal.....	2005
42.....	Gerald Perry.....	1987
42.....	Michael Bourn.....	2012
41.....	Otis Nixon.....	1992
40.....	Rafael Furcal.....	2000
39.....	Brett Bulter.....	1983
36.....	Bill Collins.....	1910

BRAVES HOME RUNS

HOME RUN FROM BOTH SIDES OF THE PLATE

Player	Date	Pitchers	Inning	On
Jim Russell	June 7, 1948 at Chicago	Dutch McCall	5th	2
Chipper Jones	May 1, 1999 vs. Cincinnati	Ralph Miller	9th	0
Chipper Jones	August 1, 1999 vs. Philadelphia	Pete Harnisch	4th	0
Chipper Jones	September 21, 1999 vs. New York	Gabe White	8th	0
Chipper Jones	May 14, 2000 at Philadelphia	Randy Wolf	1st	1
Chipper Jones	July 5, 2000 vs. Montreal	Steve Schrenk	4th	0
Rafael Furcal	April 15, 2005 at Philadelphia	Rick Reed	1st	0
Rafael Furcal	July 31, 2005 vs. Pittsburgh	Dennis Cook	8th	0
Chipper Jones	July 5, 2007 at Los Angeles (NL)	Paul Byrd	1st	1
Mark Teixeira	June 22, 2008 vs. Seattle	Trevor Miller	7th	0
Mark Teixeira	July 20, 2008 vs. Washington	Javier Vazquez	4th	0
Nick Swisher	August 22, 2015 at Chicago (NL)	Steve Kline	9th	0
Ozzie Albies	July 11, 2018 vs. Toronto	Pedro Liriano	6th	0
		Aaron Fultz	8th	0
		Josh Fogg	5th	0
		John Grabow	7th	0
		Eric Stults	6th	0
		Chin-hui Tsao	8th	0
		Carlos Silva	2nd	0
		Carlos Silva	4th	0
		Ryan Rowland-Smith	7th	0
		Odalis Pérez	3rd	0
		Jesus Colome	9th	0
		Dan Haren	2nd	1
		Travis Wood	5th	1
		Luis Santos	6th	0
		Aaron Loup	8th	1

Information provided by David Vincent, SABR

ATLANTA BRAVES INSIDE-THE-PARK HOME RUNS [SINCE 1966]

Date	Player	Opponent	Game Site	Inning
May 29, 1966	Eddie Mathews	Chicago	Chicago	9th
May 10, 1967	Hank Aaron	Philadelphia	Philadelphia	8th
April 17, 1969	Sonny Jackson	Houston	Houston	4th
July 7, 1973	Ralph Garr	New York	New York	7th
July 16, 1973	Marty Pérez	New York	Atlanta	3rd
August 5, 1973	Paul Casanova	San Diego	Atlanta	6th
June 6, 1976	Tom Paciorek	Montreal	Montreal	6th
May 1, 1979	Gary Matthews	Pittsburgh	Pittsburgh	9th
May 6, 1984	Dale Murphy	Montreal	Montreal	9th
September 25, 1984	Brad Komminsk	Cincinnati	Cincinnati	8th
July 28, 1985	Paul Runge	Philadelphia	Philadelphia	7th
August 6, 1989	Jeff Treadway	Cincinnati	Cincinnati	7th
July 20, 1991	Ron Gant	St. Louis	St. Louis	9th
August 23, 1992	Jeff Blauser	St. Louis	Atlanta	7th
July 26, 1993	Deion Sanders	Colorado	Colorado	3rd
July 27, 1993	Fred McGriff	Colorado	Colorado	6th
May 27, 1997	Kenny Lofton	San Diego	San Diego	5th
October 7, 2001	Wes Helms	Florida	Atlanta	5th
September 6, 2016	Dansby Swanson	Washington	Washington	2nd

FRANCHISE MISCELLANEOUS HOME RUN LEADERS

GRAND SLAMS - CAREER

16.....	Hank Aaron
10.....	Brian McCann
9.....	Joe Adcock
8.....	Eddie Mathews
7.....	Javy Lopez
6.....	Wally Berger
6.....	Ryan Klesko
6.....	Chipper Jones

GRAND SLAMS - SEASON

4.....	Sid Gordon.....	1950
3.....	Wally Berger.....	1935
3.....	Del Crandall.....	1955
3.....	Hank Aaron.....	1962
3.....	Chipper Jones.....	1997
2.....	33 times	
	Last: Ozzie Albies, 2018	

PINCH - CAREER

7.....	Joe Adcock
7.....	Brooks Conrad
6.....	Mike Lum
6.....	Tommy Gregg
6.....	Eric Hinske
5.....	Butch Nieman
5.....	Dwight Smith
5.....	Javy Lopez
5.....	Keith Lockhart

PINCH - SEASON

5.....	Butch Nieman.....	1945
4.....	Tommy Gregg.....	1990
4.....	Evan Gattis.....	2013
3.....	Jim Breazeale.....	1972
3.....	Jim Wynn.....	1976
3.....	Mike Lum.....	1979
3.....	Jeff Burroughs.....	1980
3.....	Graig Nettles.....	1987
3.....	Dwight Smith.....	1996
3.....	Greg Norton.....	2008
3.....	Brooks Conrad.....	2010
3.....	Eric Hinske.....	2010
3.....	Brooks Conrad.....	2011
3.....	Brandon Snyder.....	2016

LEADOFF - CAREER

17.....	Felipe Alou
12.....	Rafael Furcal
10.....	Bill Bruton
10.....	Claudell Washington
9.....	Ralph Garr
9.....	Ron Gant
9.....	Marquis Grissom

LEADOFF - SEASON

8.....	Ronald Acuña Jr.....	2018
7.....	Marquis Grissom.....	1996
5.....	Felipe Alou.....	1965
5.....	Felipe Alou.....	1966
5.....	Felipe Alou.....	1967
5.....	Claudell Washington.....	1984

EXTRA-INNING - CAREER

13.....	Hank Aaron
11.....	Chipper Jones
8.....	Andruw Jones
7.....	Brian McCann
6.....	Wally Berger
6.....	Eddie Mathews
6.....	Joe Torre
5.....	Dale Murphy

EXTRA-INNING - SEASON

4.....	Chipper Jones.....	1999
3.....	Terry Harper.....	1985
3.....	Brian McCann.....	2011
2.....	25 times	
	Last: Evan Gattis, 2014	

HOME - SEASON

31.....	Hank Aaron.....	1971
27.....	Jeff Burroughs.....	1977
26.....	Davey Johnson.....	1973
26.....	Javy Lopez.....	2003
25.....	Bob Horner.....	1982
25.....	Dale Murphy.....	1987
25.....	Chipper Jones.....	1999

ROAD - SEASON

30.....	Eddie Mathews.....	1953
30.....	Andruw Jones.....	2005
28.....	Andres Galarraga.....	1998
27.....	Hank Aaron.....	1962
26.....	Hank Aaron.....	1957
26.....	Eddie Mathews.....	1959
25.....	Hank Aaron.....	1963

AS DH - CAREER

7.....	Chipper Jones
2.....	Brian McCann
2.....	Jeff Francoeur
1.....	By five players (G. Colbrunn, R. Klesko, J. Franco, E. Gattis and R. Doumit)

AS DH - SEASON

3.....	Chipper Jones.....	2004
2.....	Brian McCann.....	2013
2.....	Jeff Francoeur.....	2016

AS A ROOKIE

38.....	Wally Berger (151 g).....	1930
33.....	Earl Williams (145 g).....	1971
28.....	David Justice (127 g).....	1990
26.....	Ronald Acuña Jr. (111 g).....	2018
25.....	Eddie Mathews (145 g).....	1952
23.....	Bob Horner (89 g).....	1978
23.....	Chipper Jones (140 g).....	1995
22.....	Rico Carty (133 g).....	1964
21.....	Freddie Freeman (157 g).....	2011
21.....	Evan Gattis (105 g).....	2013
19.....	Ron Gant (146 g).....	1988

MOST IN A MONTH

15.....	Joe Adcock.....	July 1956
14.....	Bob Horner.....	July 1980
14.....	Eddie Mathews.....	Aug. 1956
13.....	Eddie Mathews.....	July 1954
13.....	Ozzie Virgil.....	May 1987
13.....	Andruw Jones.....	June 2005
12.....	Eddie Mathews.....	June 1955
12.....	Hank Aaron.....	July 1961
12.....	Frank Thomas.....	Aug. 1961
12.....	Davey Johnson.....	Aug. 1973
12.....	Justin Upton.....	April 2013

MOST BY MONTH

April.....	12..	Justin Upton.....	2013
May.....	13..	Ozzie Virgil.....	1987
June.....	13..	Andruw Jones.....	2005
July.....	15..	Joe Adcock.....	1956
August.....	14..	Eddie Mathews.....	1954
Sept.....	11..	Eddie Mathews.....	1959

PRE ALL-STAR BREAK

28.....	Andres Galarraga.....	1998
27.....	Eddie Mathews.....	1953
27.....	Hank Aaron.....	1957
27.....	Hank Aaron.....	1973
27.....	Darrell Evans.....	1973
27.....	Andruw Jones.....	2005

POST ALL-STAR BREAK

26.....	Joe Adcock.....	1956
25.....	Bob Horner.....	1980
24.....	Eddie Mathews.....	1956
24.....	Hank Aaron.....	1962
24.....	Chipper Jones.....	1999
24.....	Andruw Jones.....	2005

YOUNGEST TO HOMER

BOSTON		
18.169	Lew Brown	1876
MILWAUKEE		
18.328	Bill Southworth	1964
ATLANTA		
19.115	Andruw Jones	1996

OLDEST TO HOMER

BOSTON		
40.108	Babe Ruth	1935 (three-homer game)
MILWAUKEE		
43.090	Warren Spahn	1964
ATLANTA		
46.355	Julio Franco	2005

ATLANTA YEAR-BY-YEAR TEAM FIELDING TOTALS

Year	Pct.	G	PO	A	E	TC	DP	TP	PB
1966	.976	163	4408	1734	154	6296	139	0	27
1967	.978	162	4362	1801	138	6301	148	0	42
1968	.980	163	4423	1803	125	6351	139	0	14
1969	.981	162	4335	1635	115	6085	114	1	31
1970	.977	162	4292	1684	141	6117	118	0	30
1971	.977	162	4424	1814	146	6384	180	0	33
1972	.974	155	4131	1633	156	5920	130	0	36
1973	.974	162	4386	1809	166	6361	142	0	23
1974	.979	163	4423	1822	132	6377	161	0	31
1975	.972	161	4290	1877	175	6342	147	0	35
1976	.973	162	4314	1820	167	6301	151	0	38
1977	.972	162	4336	1705	175	6216	127	0	34
1978	.975	162	4321	1739	153	6213	126	1	32
1979	.970	160	4223	1781	183	6187	139	0	25
1980	.975	161	4284	1950	162	6396	156	0	14
1981	.976	107	2904	1284	102	4290	93	0	10
1982	.979	162	4389	1922	137	6448	186	0	13
1983	.978	162	4322	1850	137	6309	176	0	6
1984	.978	162	4341	1963	139	6443	153	0	7
1985	.976	162	4372	2028	159	6559	197	0	8
1986	.978	161	4274	2026	141	6441	181	1	11
1987	.982	161	4283	1921	116	6320	170	0	11
1988	.975	160	4338	1789	151	6278	138	0	9
1989	.976	161	4343	1722	152	6217	124	0	14
1990	.974	162	4289	1735	158	6182	133	0	15
1991	.978	162	4358	1834	138	6330	122	0	14
1992	.982	162	4380	1703	109	6192	121	0	13
1993	.983	162	4365	1769	108	6242	146	0	13
1994	.982	114	3079	1232	81	4392	85	0	11
1995	.982	144	3875	1569	100	5544	113	0	8
1996	.980	162	4407	1808	130	6345	143	0	11
1997	.982	162	4397	1669	114	6180	136	0	11
1998	.985	162	4316	1681	91	6088	139	0	13
1999	.982	162	4413	1657	111	6181	127	0	10
2000	.979	162	4321	1735	129	6185	138	1	9
2001	.983	162	4342	1636	103	6081	133	0	9
2002	.982	161	4402	1822	114	6338	170	0	12
2003	.981	162	4369	1884	121	6374	166	1	7
2004	.981	162	4350	1791	116	6257	171	1	10
2005	.986	162	4331	1803	86	6220	170	0	8
2006	.984	162	4324	1608	99	6031	146	0	8
2007	.983	162	4369	1657	107	6133	141	0	10
2008	.983	162	4322	1791	107	6220	149	0	14
2009	.985	162	4388	1714	96	6198	159	0	12
2010	.980	162	4318	1770	126	6214	166	0	6
2011	.987	162	4439	1675	83	6197	131	0	9
2012	.986	162	4336	1654	86	6076	147	0	10
2013	.986	162	4351	1680	85	6116	141	0	6
2014	.986	162	4365	1527	85	5977	143	0	18
2015	.985	162	4276	1593	90	5959	186	0	13
2016	.983	161	4343	1565	101	6009	134	0	14
2017	.984	162	4324	1578	97	5999	137	0	20
2018	.986	162	4370	1439	80	5889	134	0	13

HIGHEST FIELDING AVERAGE – SEASON

(MINIMUM 100 GAMES PLAYED AT THAT POSITION)

BOSTON (1900–52)

	NAME	YEAR	PCT.
First Baseman	Walter Holke	1921	.997
Second Baseman	Edward Stanky	1949	.979
Third Baseman	Arthur Whitney	1934	.968
Shortstop	Edward Miller	1942	.983
Outfielder	Willard Marshall	1951	1.000
	Johnny Cooney	1941	.996
	Sid Gordon	1952	.996
Catcher	Raymond Berres	1941	.995
Pitcher*	James Turner	1938	1.000

MILWAUKEE (1953–65)

	NAME	YEAR	PCT.
First Baseman	Joe Adcock	1962	.997
Second Baseman	Frank Bolling	1962	.989
Third Baseman	Eddie Mathews	1963	.968
Shortstop	Woody Woodward	1965	.977
Outfielder	Bill Bruton	1959	.991
	Hank Aaron	1965	.987
	Bill Bruton	1960	.986
Catcher	Del Crandall	1956	.996
Pitcher*	Warren Spahn	1957	1.000

ATLANTA (1966–PRESENT)

	NAME	YEAR	PCT.
First Baseman	Mark Teixeira	2008	.998
Second Baseman	Mark Lemke	1994	.994
Third Baseman	Vinny Castilla	2002	.982
Shortstop	Andrelton Simmons	2015	.988
Outfielder	Jason Heyward	2013	1.000
	Marquis Grissom	1996	.997
	Nick Markakis	2015	.997
	Dion James	1987	.996
	Andruw Jones	2000	.996
Catcher	Brian McCann	2012	.998
Pitcher*	Phil Niekro	1974	1.000
	Phil Niekro	1975	1.000
	Phil Niekro	1977	1.000
	Tom Glavine	1991	1.000
	Greg Maddux	1995	1.000
	Tom Glavine	2002	1.000
	Tim Hudson	2007	1.000

*Minimum 60 total chances for pitchers.

ASSISTING AS NEEDED

Top single-season and career assist totals, by position, in Atlanta history (since 1966).

Season			Career			
Position	Name	Year	Assists	Position	Name	Assists
First Base	Chris Chambliss	1982	138	First Base	Freddie Freeman	692
Second Base	Glenn Hubbard	1985	539	Second Base	Glenn Hubbard	4045
Third Base	Darrell Evans	1975	381	Third Base	Chipper Jones	3447
Shortstop	Rafael Ramirez	1982	528	Shortstop	Rafael Ramirez	2739
Outfield	Andruw Jones	1998	20	Outfield	Andruw Jones	111
Outfield	Jeff Francoeur	2007	19	Outfield	Dale Murphy	102
Outfield	Jimmy Wynn	1976	17	Outfield	Jeff Francoeur	73
Outfield	Ralph Garr	1971	15	Catcher	Bruce Benedict	577
Outfield	Dale Murphy	1988	15	Pitcher	Phil Niekro	754
Catcher	Ozzie Virgil	1986	93			
Pitcher	Greg Maddux	1996	71			

ATLANTA BRAVES CLUB RECORDS (SINCE 1966)

ATLANTA GENERAL CLUB RECORDS

SEASON

Highest home attendance	3,884,720 in 1993
Highest road attendance	2,944,157 in 1993
Most games played	163 in 1966, 1968, 1974
Most extra-inning games played	26 in 2011
Most Players Used	60, in 2015, 2016
Most games won, season	106 in 1998
Most games lost, season	106 in 1988
Most games won, month	21, three times, last: June, 2002
Most games lost, month	21, May, 1976; June, 2006
Most games won, home	56 in 1996, 1998, 1999, 2010, 2013
Most victories over one club, season	17, vs. San Diego, 1974
Most losses to one club, season	16, vs. Cincinnati, 1980
Games won, vs. NL teams	4,150 in 53 seasons
Games lost, vs. NL teams	3,913 in 53 seasons
Games won, vs. AL teams	186, in 22 seasons
Games lost, vs. AL teams	193, in 22 seasons
Times League champion	5 (Last: 1999)
Times Division champion	18 (Last: 2018)
Times Wild Card champion	2 (Last: 2012)
Last place finishes	9, last: 2016
Highest percentage, games won, season	.654 in 1998 (106-56)
Lowest percentage, games won, season	.338 in 1988 (54-106)
Most shutouts won, season	24 in 1992
Most shutouts lost, season	24 in 1978
Most 1-0 shutouts won, season	7 in 1974
Most 1-0 shutouts lost, season	4 in 1988, 1989, 2014
Most consecutive games won	15, April 16-May 2, 2000
Most consecutive games lost	17, April 23-May 11, 1977
Most consecutive victories, home	12, April 9-May 2, 2000
Most consecutive victories, road	10, July 9-22, 1992; April 4-17, 1994; September 10-27, 2009
Most consecutive losses, home	12, August 25-September 13, 2015
Most consecutive losses, road	13, August 11-September 6, 2015

GAME

Longest 1-0 game won	13 innings, vs. St. Louis, May 16, 1997
Longest 1-0 game lost	13 innings, vs. Los Angeles, May 18, 1974; vs. St. Louis, May 20, 1989
Shortest game by time	1:14, at Chicago (NL), May 9, 1990 (5 innings)
Shortest game by time, nine innings	1:32 at Cincinnati, June 17, 1971
Longest game by time	6:39, vs. Pittsburgh, July 26, 2011 (19 innings)
Longest game by time, nine innings	3:57, vs. New York (AL), June 3, 2000
Longest game by innings, road	20, vs. Philadelphia, May 4, 1973
Longest game by innings, home	19, vs. New York, July 4, 1985; vs. Pittsburgh, July 26, 2011
Largest comeback victory	9 runs, vs. St. Louis, May 15, 1977 (trailed 10-1 in 5th inning, won 15-12)
	vs. San Diego, June 7, 1987 (trailed 11-2 in 6th inning, won 13-12)
	at Washington, July 20, 2012 (trailed 9-0 in 5th inning, won 11-10)

LONGEST BRAVES GAMES BY INNING

The longest games in Atlanta franchise history (since 1966).

20 innings

May 4, 1973 at Philadelphia -- PHI 5, ATL 4

19 innings

July 4, 1985 at Atlanta -- NYM 16, ATL 13
 May 14, 1988 at St. Louis -- ATL 7, STL 5
 July 26, 2011 at Atlanta -- ATL 4, PIT 3

18 innings

Sept. 6, 1984 at Los Angeles -- ATL 3, LAD 2
 June 11, 1985 at Atlanta -- SF 5, ATL 4
 August 3, 1996, at Los Angeles -- ATL 5, LA 3
 *October 9, 2005, at Houston -- HOU 7, ATL 6
 *Division Series

17 innings

May 2, 1968 at Los Angeles -- LAD 2, ATL 1
 August 5, 1971 at Atlanta -- ATL 2, NY 1
 September 28, 1988 at Atlanta -- ATL 4, HOU 3
 July 28, 1989 at Atlanta -- CIN 4, ATL 2
 July 6, 2008 at Atlanta -- ATL 7, HOU 6

16 innings

August 11, 1967 at Atlanta -- ATL 6, HOU 5
 May 17, 1968 at New York -- ATL 3, NYM 1
 May 23, 1987 at Chicago -- CHI 7, ATL 6
 August 10, 1988 at Atlanta -- SD 5, ATL 4
 May 6, 1992 at Pittsburgh -- PIT 4, ATL 3
 May 7, 2002 at Atlanta -- LAD 6, ATL 5

ATLANTA TEAM BATTING RECORDS

	SEASON
Most at-bats.....	5,689 in 2007
Most runs.....	907 in 2003
Fewest runs.....	514 in 1968
Most runs per game.....	5.60 in 2003
Fewest runs per game.....	3.15 in 1968
Most opponent runs.....	895 in 1977
Most hits.....	1,608 in 2003
Most singles.....	1,109 in 1968
Most doubles.....	328 in 2007
Fewest doubles.....	170 in 1976
Most triples.....	48 in 1992
Fewest triples.....	16 in 2011
Most home runs.....	235 in 2003
Fewest home runs.....	80 in 1968
Most home runs, Atlanta-Fulton County Stadium (Braves & opponents).....	211 in 1970
Most home runs, Turner Field (Braves & opponents).....	195 in 2006
Most home runs, SunTrust Park (Braves & opponents).....	174 in 2017
Most grand slams.....	12 in 1997
Most pinch-hit home runs.....	10 in 2010, 2017
Most total bases.....	2,696 in 2003
Most extra-base hits.....	587 in 2003
Most sacrifice hits.....	109 in 1974
Most sacrifice flies.....	52 in 1997, 2016
Most stolen bases.....	165 in 1991
Fewest stolen bases.....	47 in 1972
Most caught stealing.....	88 in 1983
Fewest caught stealing.....	22 in 2003
Most bases on balls.....	641 in 1987
Fewest bases on balls.....	414 in 1968
Most strikeouts.....	1,384 in 2013
Fewest strikeouts.....	665 in 1969
Most hit by pitch.....	66 in 2017, 2018
Fewest hit by pitch.....	17 in 1977, 1983
Most runs batted in.....	872 in 2003
Highest batting average.....	.284 in 2003
Lowest batting average.....	.234 in 1989
Highest slugging percentage.....	.475 in 2003
Lowest slugging percentage.....	.334 in 1976
Highest on-base percentage.....	.349 in 2003
Lowest on-base percentage.....	.298 in 1989
Most ground into double plays.....	154 in 1985
Fewest ground into double plays.....	82 in 1992
Most left on base.....	1,274 in 2008
Fewest left on base.....	1,038 in 1988
Most .300 hitters.....	3 in 1966, 1970, 2000, 2003
Most consecutive games, one or more homers.....	25, (45 homers), 1998

GAME

Most runs.....	20, two times, vs. Florida, October 5, 2001; at Colorado, April 18, 1999
Most runs, shutout.....	18, vs. Florida, October 3, 1999
Most runs, inning.....	13, vs. Houston, September 20, 1972 (2nd inning)
Most hits.....	25, vs. Cincinnati, May 1, 1985
Most doubles.....	9, three times, at Philadelphia, 5/3/1986; vs. San Francisco, 8/18/1998; at Arizona, 7/29/2007
Most home runs.....	8, at Chicago (NL), May 28, 2006
Most extra-base hits.....	12, at Boston, May 19 [2], 2007
Most total bases.....	46 at Chicago, April 15, 1994
Most left on base.....	27, vs. Philadelphia, May 4, 1973 (20 innings)
Most left on base, nine innings.....	18, vs. Los Angeles, June 23, 1986
Most stolen bases.....	8, two times, vs. New York, July 16, 1988; at Montreal, June 16, 1991
Most grand slams.....	2, vs. San Francisco, July 3, 1966; vs. Houston, May 2, 1987; vs. Philadelphia, July 14, 1997
Most times struck out.....	20, vs. Washington, August 17, 2013 (15 innings)
Most times struck out, nine innings.....	18, five times, last: April 26, 2013 at Detroit

ATLANTA TEAM PITCHING RECORDS

SEASON

Most pitchers used	37 in 2015
Lowest ERA	2.92 in 1968
Highest ERA	4.85 in 1977
Most runs allowed	895 in 1977
Fewest runs allowed	548 in 2013
Most runs allowed per game	5.52 in 1977
Fewest runs allowed per game	3.37 in 1968
Most innings pitched	1479.2 in 2011
Fewest innings pitched	1377.0 in 1972
Most hits allowed	1581 in 1977
Fewest hits allowed	1236 in 2018
Most shutouts	24 in 1992
Fewest shutouts	3 in 1979
Most bases on balls allowed	701 in 1977
Fewest bases on balls	362 in 1968
Most strikeouts	1,423 in 2018
Fewest strikeouts	669 in 1975
Most home runs allowed	192 in 2017
Fewest home runs allowed	86 in 1976
Most complete games	46 in 1974
Fewest complete games	0 in 2017
Most saves	57 in 2002
Fewest saves	22 in 1974
Most consecutive shutouts	3, five times, last: 10/2/15-10/4/15
Most consecutive scoreless innings	36, 4th inning 4/26 - 3rd inning, 5/1/92
Most wild pitches	83 in 1966, 2016

GAME

Most runs allowed	23, two times, to Cincinnati, April 25, 1977; to San Francisco, June 8, 1990
Most runs allowed, shutout	19, to Montreal, July 30, 1978
Most wild pitches	6, vs. Houston, August 4, 1979; at Arizona, July 24, 2017

ATLANTA TEAM FIELDING RECORDS

SEASON/GAME/INNING

Most putouts	4,439 in 2011
Fewest putouts	4,223 in 1979
Most assists	2,028 in 1985
Fewest assists	1,439 in 2018
Most chances accepted	6,559 in 1985
Fewest chances accepted	5,889 in 2018
Most errors	183 in 1979
Fewest errors	80 in 2018
Most errorless games	105 in 2018
Most consecutive errorless games	13, September 13-27, 2011
Most double plays	197 in 1985
Fewest double plays	113 in 1969
Most consecutive games making a double play	15 (20 DPs) in 1982 (May 21-June 8)
Most passed balls	42 in 1967
Fewest passed balls	6 in 1983, 2010, 2013
Highest fielding average987 in 2011
Lowest fielding average970 in 1979
Most errors, game	7, two times, vs. Philadelphia, July 22, 1973 (2nd game); at Colorado, May 2, 2004
Most double plays, game	7, vs. Cincinnati, June 27, 1982 (14 innings)* tmnl
Most double plays, nine innings	5, six times; last: at Florida, April 14, 2002
Most errors, inning	4, two times, at San Francisco, June 13, 1989 (3rd); vs. San Diego., Sept. 16, 1990 (2nd)

ATLANTA INDIVIDUAL BATTING RECORDS

CAREER

Most years appeared, non-pitcher.....	19, Chipper Jones
Most games.....	2,499, Chipper Jones
Most consecutive games.....	740, Dale Murphy (9/25/81-7/8/86)
Most at-bats.....	8,984, Chipper Jones
Most runs.....	1,619, Chipper Jones
Most hits.....	2,726, Chipper Jones
Most singles.....	1,671, Chipper Jones
Most doubles.....	549, Chipper Jones
Most triples.....	40, Ralph Garr
Most home runs, righthander.....	371, Dale Murphy
Most home runs, lefthander.....	176, Brian McCann
Most home runs, switch-hitter.....	468, Chipper Jones (107 from right side, 361 from left side)
Most RBI.....	1,623, Chipper Jones
Most game-winning RBI.....	229, Chipper Jones
Most grand slams.....	10, Brian McCann
Most total bases.....	4,755, Chipper Jones
Most extra-base hits.....	1,055, Chipper Jones
Highest batting average.....	.317, Ralph Garr
Highest slugging average.....	.567, Hank Aaron
Highest on-base percentage.....	.401, Chipper Jones
Most stolen bases.....	189, Rafael Furcal
Most bases on balls.....	1,512, Chipper Jones
Most bases on balls, intentional.....	177, Chipper Jones
Most strikeouts.....	1,581, Dale Murphy
Most sacrifice hits.....	171, Tom Glavine
Most sacrifice flies.....	97, Chipper Jones
Most hit by pitch.....	83, Andruw Jones
Most grounded into double plays.....	253, Chipper Jones

SEASON

Most games.....	162, F. Millan (1969); D. Murphy (1982-85); A. Jones (1999); J. Francoeur (2006-07); F. Freeman (2014,'18), N.Markakis (2018)
Most at-bats.....	671, Marquis Grissom, 158 games, 1996
Most runs.....	131, Dale Murphy, 162 games, 1983
Most hits.....	219, Ralph Garr, 154 games, 1971
Most consecutive games hit safely.....	33, Dan Uggia, 2011
Most consecutive games hit safely to begin a season.....	23, Edgar Renteria, 2006
Most consecutive at-bats with a hit.....	10, Matt Diaz, August 12-14, 2006 (in 10 plate appearances)
Most consecutive plate appearances reaching safely (without an error).....	12, Freddie Freeman, April 16-19, 2017
Most singles.....	180, Ralph Garr, 154 games, 1971
Most doubles.....	49, Marcus Giles, 145 games, 2003
Most triples.....	17, Ralph Garr, 143 games, 1974
Most home runs, righthander.....	51, Andruw Jones, 160 games, 2005
Most home runs, lefthander.....	41, Darrell Evans, 161 games, 1973
Most home runs, switch hitter.....	45, Chipper Jones, 157 games, 1999
Most home runs, home.....	31, Hank Aaron, 1971
Most home runs, road.....	30, Andruw Jones, 2005
Most home runs, month.....	14, Bob Horner, July 1980
Most home runs, rookie.....	33, Earl Williams, 145 games, 1971
Most two-homer games.....	9, Andruw Jones, 2005
Most grand slams.....	3, Chipper Jones, 157 games, 1997
Most total bases.....	359, Chipper Jones, 157 games, 1999
Most pinch-hits.....	20, Chris Chambliss, 97 games, 1986
Most consecutive pinch-hits.....	6, Milt Thompson, 1985
Most extra-base hits.....	87, Chipper Jones, 157 games, 1999
Most sacrifice hits.....	20, three times, Rod Gilbreath, 116 games, 1976; Glenn Hubbard, 145 games, 1982; Javier Vazquez, 32 games, 2009
Most sacrifice flies.....	10, 3x, Bob Horner, 141 g, 1986; Gerald Perry, 141 g, 1988; Chipper Jones, 156 g, 2000
Most times grounded into double plays.....	25, Andrelton Simmons, 2014; Matt Kemp, 2017
Fewest ground into double plays.....	1, David Justice, 144 games, 1992
Most stolen bases.....	72, Otis Nixon, 124 games, 1991
Most caught stealing.....	23, Brett Butler, 151 games, 1983
Most bases on balls.....	127, James Wynn, 148 games, 1976
Most bases on balls, intentional.....	29, Dale Murphy, 1987
Most consecutive games, bases on balls.....	16, Chipper Jones, 1999
Most consecutive games, reached base safely.....	52, Gary Sheffield, 2002

ATLANTA INDIVIDUAL BATTING RECORDS, CONTINUED

Most strikeouts	173, B.J. Upton, 141 games, 2014
Fewest strikeouts.....	35, Felix Millan, 162 games, 1969
Most hit by pitch	25, Andres Galarraga, 153 games, 1998
Most RBI	132, Gary Sheffield, 155 games, 2003
Most game-winning RBI	23, two times, Ron Gant, 154 games, 1991; Gary Sheffield, 135 games, 2002
Most consecutive games with RBI	9, Andruw Jones, April 29-May 8, 2003
Highest batting average.....	.366, Rico Carty, 136 games, 1970
Highest slugging average669, Hank Aaron, 139 games, 1971
Highest on-base percentage.....	.470, Chipper Jones, 128 games, 2008

GAME

Most runs	5, four times Chipper Jones (August 30, 1997 & July 3, 2001); Kenny Lofton (April 14, 1997); Lonnie Smith (May 6, 1989)
Most hits	6, two times, Felix Millan vs. San Francisco, July 6, 1970; Willie Harris vs. St. Louis, July 21, 2007
Most doubles.....	4, three times, *tml Marcus Giles at Montreal, July 27, 2003; Adam LaRoche at Milwaukee, May 15, 2004 Rafael Ramirez vs. Chicago (NL), May 21, 1986
Most triples.....	3, Rafael Furcal vs. Florida, April 21, 2002 *tml
Most home runs	4, Bob Horner vs. Montreal, July 6, 1986 *tml
Most RBI	9, Tony Cloninger vs. San Francisco, July 3, 1966
Most grand slams.....	2, Tony Cloninger vs. San Francisco, July 3, 1966 *tml
Most stolen bases	6, Otis Nixon vs. Montreal, June 16, 1991 *tml
Most bases on balls	5, three times Hank Aaron at St. Louis, July 11, 1972; Dale Murphy vs. New York, April 22, 1983 & vs. Chicago, May 23, 1987

INNING

Most home runs	2, Dale Murphy vs. San Francisco, July 27, 1989 *tml
Most RBI	6, Dale Murphy vs. San Francisco, July 27, 1989
Most stolen bases	2, 68 times, Last: Ender Inciarte, June 12, 2018 vs. New York (NL), 6th inning (2nd & 3rd)

ATLANTA INDIVIDUAL PITCHING RECORDS

CAREER

Most years.....	20, John Smoltz
Most games.....	708, John Smoltz
Most games started	594, Phil Niekro
Most complete games	226, Phil Niekro
Most innings pitched.....	4,533, Phil Niekro
Highest winning percentage688 (194-88), Greg Maddux
Most games won.....	266, Phil Niekro
Most 20-win seasons	5, Tom Glavine
Most games lost	227, Phil Niekro
Most saves	186, Craig Kimbrel
Most 40-save seasons	4 (consecutive, 2011-14), Craig Kimbrel
Most bases on balls	1,425, Phil Niekro
Most bases on balls, intentional	114, Tom Glavine
Most strikeouts	3,011, John Smoltz
Most shutouts	43, Phil Niekro
Most runs	1,880, Phil Niekro
Most earned runs	1,613, Phil Niekro
Lowest ERA.....	2.63, Greg Maddux
Most hits	4,136, Phil Niekro
Most home runs	386, Phil Niekro
Most balks.....	35, Phil Niekro
Most sacrifice hits allowed.....	193, Phil Niekro
Most sacrifice flies allowed.....	87, Tom Glavine
Most batters hit by pitch.....	104, Phil Niekro
Most wild pitches	190, Phil Niekro

ATLANTA INDIVIDUAL PITCHING RECORDS

SEASON

Most games pitched.....	87, Peter Moylan, 2009
Most games started.....	44, Phil Niekro, 1979
Most complete games.....	23, Phil Niekro, 1979
Most games finished.....	68, John Smoltz, 2002
Most innings pitched.....	342, Phil Niekro, 1979
Highest winning percentage.....	.905 (19-2), Greg Maddux, 1995
Highest winning percentage, starter (min. 20 dec.).....	.905 (19-2), Greg Maddux, 1995*
Most games won, righthander.....	24, John Smoltz, 1996
Most games won, lefthander.....	22, Tom Glavine, 1993
Most games lost.....	20, Phil Niekro, 1977, 1979
Most games lost, relief pitcher.....	16, Gene Garber, 1979
Longest winning streak.....	14 games, John Smoltz, 1996
Longest losing streak.....	16 games, Shelby Miller, 2015
Most saves.....	55, John Smoltz, 2002* tml
Most bases on balls.....	164, Phil Niekro, 1977
Most bases on balls, intentional.....	16, Gene Garber, 1982
Lowest ERA (min. 162 IP).....	1.56, Greg Maddux, 202.0 IP, 1994
Lowest batting average against (min. 162 IP).....	.195, Mike Foltyniewicz, 2018
Most strikeouts.....	276, John Smoltz, 1996
Most shutouts.....	6, Phil Niekro, 1974
Most 1-0 shutouts won.....	3, Charlie Leibrandt, 1992
Most runs allowed.....	166, Phil Niekro, 1977
Most earned runs allowed.....	148, Phil Niekro, 1977
Most hits allowed.....	315, Phil Niekro, 1977
Most hit batsmen.....	15, Tim Hudson, 2011
Most wild pitches.....	27, Tony Cloninger, 1966
Most home runs allowed.....	41, Phil Niekro, 1979
Most sacrifice hits allowed.....	22, Tom Glavine, 1999
Most sacrifice flies allowed.....	12, three times Tony Cloninger, 1966; Carl Morton, 1974; Ervin Santana, 2014
Most balks.....	8, Rick Mahler, 1988

GAME

Most strikeouts.....	15, two times, John Smoltz vs. Montreal, May 24, 1992 & vs. New York (NL), April 10, 2005
Most wild pitches.....	6, Phil Niekro vs. Houston, August 4, 1979* tml

INNING

Most wild pitches.....	4, Phil Niekro vs. Houston, August 4, 1979* tml
------------------------	--

ATLANTA INDIVIDUAL FIELDING RECORDS

SEASON

Most putouts.....	1,626, Chris Chambliss, 1980
Most assists.....	539, Glenn Hubbard, 1985
Most errors.....	39, Rafael Ramirez, 1983

GAME

Most errors.....	4, Darrell Evans, vs. Cincinnati, 9/20/1975; Mark DeRosa, at Colorado, 5/2/2004
------------------	---

INNING

Most errors.....	3, Jim Presley vs. San Diego, September 16, 1990 (2nd inning)
------------------	---

*-Denotes Major League record.

*nl-Denotes National League record.

*tml-Denotes tied National League record.

*tml-Denotes tied Major League record.

*mml-Denotes modern Major League record.

*tmml-Denotes tied modern Major League record.

*tmnl-Denotes tied modern National League record.

BRAVES FRANCHISE RECORDS

GENERAL FRANCHISE RECORDS

Highest home attendance, season	3,884,720 in 1993
Highest road attendance, season	2,944,157 in 1993
Most games played	163 in 1963, 1966, 1968, 1974
Most extra-inning games played	27 in 1943
Most games won, season	106, 1998
Most games lost, season	115 in 1935
Most games won, month	26, September 1914
Most games lost, month	25, September 1928, September 1935
Most games won, home, season	56 in 1996, 1998, 1999, 2010, 2013
Most games lost, home, season	55 in 1923
Most games won, road, season	53 in 1993
Most games lost, road, season	65 in 1935
Games won, vs. NL teams	10,351 in 142 seasons
Games lost, vs. NL teams	10,322 in 142 seasons
Games won, vs. AL teams	177 in 22 seasons
Games lost, vs. AL teams	182 in 22 seasons
Highest winning percentage, season	.705 in 1897 (93-39)
Highest winning percentage, season, since 1900	.654 in 1998 (106-56)
Lowest winning percentage, season	.248 in 1935 (38-115)
Most shutouts lost, season	28 in 1906
Most 1-0 shutouts won, season	9 in 1916
Most 1-0 shutouts lost, season	6 in 1906, 1933
Most consecutive games won	18 in 1891
Most consecutive games won since 1900	15 in 2000
Most consecutive games lost	19 in 1906
Most consecutive victories, home	12 in 2000
Most consecutive victories, road	11 in 1956
Most consecutive losses, home	14 in 1911
Most consecutive losses, road	16 in 1906
Most victories over one club, season	18, Cincinnati, 1957
Most losses to one club, season	21, Chicago, 1909
Times league champion	17
Last place finishes	15
Longest 1-0 game won	13 innings, seven times, last vs. St. Louis, May 16, 1997
Longest 1-0 game lost	17 innings, vs. Chicago, September 21, 1901
Shortest game by time	1:15 vs. Cincinnati, August 10, 1944
Longest game by time, 9 innings	4:02 at San Francisco, June 22, 1962
Longest game by innings	26, vs. Brooklyn, May 1, 1920 (1-1 tie)*
Largest winning margin	19 runs vs. St. Louis, September 18, 1915 (20-1), 1st Game
Largest losing margin	23 runs, vs. Cincinnati, June 4, 1911 (3-26)
Most consecutive Opening Day wins	10, 1887-1896
Most players, season	60 in 2015, 2016
Fewest players, season	23 in 1905
Largest crowd, day game	54,296 vs. Philadelphia, October 2, 2010
Largest crowd, doubleheader	50,597 vs. Chicago, July 4, 1972
Largest crowd, night game	53,953 vs. St. Louis, July 21, 2007
Largest crowd, home opener	53,775 vs. Los Angeles, April 8, 1974
Largest crowd, postseason game	54,357 vs. Chicago, October 5, 2003
Largest crowd, Turner Field, regular-season game	54,296 vs. Philadelphia, October 2, 2010
Largest crowd, SunTrust Park, regular-season game	42,143 vs. Colorado, August 18, 2018

FRANCHISE CLUB BATTING RECORDS

	SEASON
Most at-bats.....	5,689 in 2007
Most runs.....	1,220 in 1894
Most runs (since 1900).....	907 in 2003
Most runs per game.....	9.17 in 1894
Most runs per game (since 1900).....	5.60 in 2003
Fewest runs.....	408 in 1906
Fewest runs per game.....	2.68 in 1906
Most hits.....	1,658 in 1894
Most hits (since 1900).....	1,608 in 2003
Fewest hits.....	1,115 in 1906
Most singles.....	1,196 in 1925
Most doubles.....	328 in 2007
Fewest doubles.....	125 in 1909
Most triples.....	100 in 1921
Fewest triples.....	16 in 2011
Most home runs.....	235 in 2003
Fewest home runs.....	15 in 1909
Most home runs, home games, Braves and opponent.....	211 in 1970
Most grand slams.....	12 in 1997* tnt
Most pinch-home runs.....	10 in 2010
Most total bases.....	2,483 in 1998
Most extra-base hits.....	587 in 2003
Most sacrifice hits.....	142 in 1956
Most sacrifice flies.....	60 in 1960
Most stolen bases.....	373 in 1887
Most stolen bases (since 1900).....	189 in 1902
Fewest stolen bases.....	20 in 1935
Most caught stealing.....	88 in 1983
Fewest caught stealing (since 1951).....	8 in 1958
Most bases on balls.....	684 in 1949
Fewest bases on balls.....	326 in 1933
Most strikeouts.....	1,384 in 2013
Fewest strikeouts.....	348 in 1926
Most hit by pitch.....	66 in 2017 and 2018
Fewest hit by pitch.....	13 in 1941
Most RBI.....	1,027 in 1894
Most RBI (since 1900).....	872 in 2003
Highest batting average.....	.331 in 1894
Highest batting average (since 1900).....	.292 in 1925
Lowest batting average.....	.223 in 1909
Highest on-base percentage.....	.357 in 1948
Lowest on-base percentage.....	.267 in 1885
Lowest on-base percentage (since 1900).....	.277 in 1905
Highest slugging percentage.....	.475 in 2003
Lowest slugging percentage.....	.274 in 1909
Most ground into double plays.....	154 in 1985
Fewest ground into double plays.....	82 in 1992
Most left on base.....	1,274 in 2008
Fewest left on base.....	1,003 in 1933
Most .300 hitters.....	8 in 1931
Most consecutive games, one or more homers.....	25 (45 homers) in 1998

FRANCHISE SINGLE-SEASON BATTING LEADERS

Below are the franchise single-season batting leaders by position.

Position	Batting Avg	Home Runs	RBI
Catcher	.321 Joe Torre, 1964	43 Javy Lopez, 2003	109 Javy Lopez, 2003
First Base	.373 Dan Brouthers, 1889	44 Andres Galarraga, 1998	121 Andres Galarraga, 1998
Second Base	.387 Rogers Hornsby, 1928	43 Davey Johnson, 1973	115 Bobby Lowe, 1894
Third Base	.374 Billy Nash, 1887	47 Eddie Mathews, 1953	135 Eddie Mathews, 1953
Shortstop	.339 Herman Long, 1896	20 Denis Menke, 1964	100 Herman Long, 1896 100 Herman Long, 1899
Left Field	.366 Rico Carty, 1970	40 Hank Aaron, 1973	129 Hugh Duffy, 1897
Center Field	.440 Hugh Duffy, 1894	51 Andruw Jones, 2005	145 Hugh Duffy, 1894
Right Field	.355 Hank Aaron, 1959	47 Hank Aaron, 1971	132 Hank Aaron, 1957 132 Gary Sheffield, 2003

FRANCHISE CLUB BATTING RECORDS, CONTINUED

GAME

Most players used	28, vs. Washington, September 7, 2008
Most players used (9-inning game)	25, at Philadelphia, September 26, 1964
Most players used, both teams (9-inning game)	45, at New York Mets, September 29, 2002* tml
Most runs	30, vs. Detroit, June 9, 1883
Most runs (since 1900)	23, vs. Chicago, September 2, 1957 (1st game)
Most runs, both teams (since 1900)	33, vs. Chicago, September 2, 1957 (1st game)
Most runs, shutout game	18, vs. Buffalo, October 3, 1885
Most runs, shutout game (since 1900)	18, vs. Florida, October 3, 1999
Largest comeback victory	9 runs, vs. St. Louis, May 15, 1977 (trailed 10-1 in 5th inning, won 15-12) vs. San Diego, June 7, 1987 (trailed 11-2 in 6th inning, won 13-12)
.....	at Washington, July 20, 2012 (trailed 9-0 in 5th inning, won 11-10)
Most hits	32, vs. St. Louis, September 3, 1896 (1st game)
Most hits (since 1900)	26, vs. Chicago, September 2, 1957 (1st game)
Most left on base	27, vs. Philadelphia, May 4, 1973 (20 innings)*; 18, vs. Los Angeles, June 23, 1986* tml
Most extra-base hits	13, vs. Brooklyn, July 31, 1954 (6 doubles, 7 HR)
Most total bases	47, vs. Pittsburgh, August 30, 1953 (1st game)
Most stolen bases	8, vs. Cincinnati, August 28, 1909; vs. New York, July 16, 1988 vs. Montreal, June 16, 1991
Most home runs	8, vs. Pittsburgh, August 30, 1953 (1st game) at Chicago, May 28, 2006
Most home runs, both clubs	10, vs. Cincinnati, April 2, 1970 (3-7)
Most grand slams	2, vs. Philadelphia, July 14, 1997; vs. Houston, May 2, 1987; vs. San Francisco, July 3, 1966* tml

INNING

Most runs	16, vs. Baltimore, June 18, 1894 (1st)
Most runs (since 1900)	13, vs. St. Louis, July 25, 1900 (1st); vs. Brooklyn, June 25, 1910 (1st); vs. Houston, September 20, 1972 (2nd)
Most runs, both teams	17, vs. New York, June 20, 1912 (9th 10-7)* tml
Most hits	12, vs. Houston, September 20, 1972 (2nd)
Most hits, both teams	17, vs. New York, June 20, 1912 (9th)
Most extra-base hits	7, vs. St. Louis, August 25, 1963 (1G), (1st - 7 doubles)
Most home runs	4, vs. Cincinnati, June 8, 1961 (7th); at Chicago, June 8, 1965 (10th); vs. Montreal, June 21, 1971 (8th); vs. Houston, September 20, 1992 (6th); at Philadelphia, June 23, 1997 (3rd); vs. San Francisco, May 20, 2001 (7th)
Most consecutive home runs	4, vs. Cincinnati, June 8, 1961 (7th) (Mathews, Aaron, Adcock, Thomas)* tml

FRANCHISE CLUB PITCHING RECORDS

SEASON

Most innings pitched	1479.2 in 2011
Fewest innings pitched	1330.0 in 1935
Most opponents runs	1,021 in 1911
Fewest opponent runs	516 in 1902
Most opponent runs per game	6.54 in 1911
Fewest opponent runs per game	2.87 in 1916
Most hits allowed	1,662 in 1923
Fewest hits allowed	1,156 in 1892
Fewest hits allowed (since 1900)	1,206 in 1916
Most walks	701 in 1977
Fewest walks	325 in 1916
Most home runs	192 in 2017
Fewest home runs	19 in 1917
Most shutouts	24 in 1992
Fewest shutouts	1 in 1928
Most complete games	142 in 1892
Most complete games since 1900	139 in 1905
Fewest complete games	0 in 2017
Most consecutive (CG) shutouts	3, July 24-26, 1959 (Pizarro, Burdette, Spahn); September 4-6, 1963 (Spahn, Sadowski, Shaw)
Most consecutive scoreless innings	36, April 26 (4th inning) to May 1 (3rd inning), 1992
Most no-hit games	2 in 1960

FRANCHISE CLUB PITCHING RECORDS, CONTINUED

Most strikeouts	1,423 in 2018
Fewest strikeouts.....	343 in 1928
Most saves	57 in 2002
Fewest saves.....	0, four times (1901, 1904, 1905 and 1906)
Most wild pitches	83 in 1966, 2016
Fewest balks	0 in 1948, 1957*tml
Lowest ERA.....	2.19 in 1916
Highest ERA.....	5.41 in 1894
Highest ERA since 1900.....	5.12 in 1929

GAME

Most pitchers used	10, two times
.....	at Philadelphia, September 27, 2003; vs. Washington, September 7, 2008
Most pitcher used (nine-inning game).....	8, 11 times, last: at Washington, September 3, 2015
Most wild pitches	6, vs. Chicago, May 4, 1963; vs. Houston, August 4, 1979
Most balks.....	6, vs. Chicago, May 4, 1963*
Most runs by opponent.....	27 by Pittsburgh, June 6, 1894
Most runs by opponent since 1900.....	26 by Cincinnati, June 4, 1911
Most runs, shutout game, by opponent.....	19 by Montreal, July 30, 1978

INNING

Most pitchers used, inning.....	5, vs. St. Louis, July 22, 1967 (9th)
.....	(Johnson, Hernandez, Raymond, Kelley, Upshaw)
Most wild pitches	4, vs. Houston, August 4, 1979 (Niekro)

FRANCHISE CLUB FIELDING RECORDS

SEASON

Most putouts	4,439 in 2011
Fewest putouts	3,977 in 1907
Most assists.....	2,224 in 1908
Fewest assists.....	1,439 in 2018
Most chances accepted	6,679 in 1910
Fewest chances accepted.....	5,889 in 2018
Most errors	353 in 1904
Fewest errors.....	83 in 2011
Most errorless games.....	101 in 2011
Most consecutive errorless games	11 in 2005 (May 24-June 4)
Most double plays.....	197 in 1985
Fewest double plays.....	101 in 1935
Most consecutive games making a double play.....	15 (20 DPs) in 1982 (May 21-June 8)
Most passed balls.....	167 in 1883
Most passed balls since 1900.....	42 in 1905, 1967
Fewest passed balls	2 in 1943
Highest fielding average.....	.987 in 2011
Lowest fielding average.....	.945 in 1904

GAME

Most errors	11, vs. St. Louis, June 11, 1906
Most double plays.....	7, vs. Cincinnati, June 27, 1982 (14 innings)*tml
Most double plays, 9 innings (since 1957).....	5 (six times), last: vs. Florida, April 14, 2002

*-Denotes Major League record

*nl-Denotes National League record

*tnl-Denotes tied National League record

*tml-Denotes tied Major League record

*mml-Denotes modern Major League record

*tmml-Denotes tied modern Major League record

*tmnl-Denotes tied modern National League record

FRANCHISE INDIVIDUAL BATTING RECORDS

CAREER

Most years, non-pitcher.....	21, Hank Aaron
Most games.....	3,076, Hank Aaron
Most consecutive games.....	740, Dale Murphy (9/26/81-7/8/86)
Most at-bats.....	11,628, Hank Aaron
Most runs.....	2,107, Hank Aaron
Most hits.....	3,600, Hank Aaron
Most singles.....	2,171, Hank Aaron
Most doubles.....	600, Hank Aaron
Most triples.....	103, Rabbit Maranville
Most home runs, righthander.....	733, Hank Aaron
Most home runs, lefthander.....	493, Eddie Mathews
Most home runs, switch-hitter.....	468, Chipper Jones
Most grand slams.....	16, Hank Aaron
Most pinch-homers.....	7, Joe Adcock, Brooks Conrad
Most homers by pitcher.....	35, Warren Spahn
Most total bases.....	6,591, Hank Aaron
Most extra-base hits.....	1,429, Hank Aaron
Most stolen bases.....	431, Herman Long
Most stolen bases since 1900.....	240, Hank Aaron
Most times caught stealing.....	83, Jerry Royster
Most bases on balls.....	1,512, Chipper Jones
Most intentional bases on balls.....	289, Hank Aaron
Most strikeouts.....	1,581, Dale Murphy
Most RBI.....	2,202, Hank Aaron
Most sacrifice hits.....	220, Rabbit Maranville
Most sacrifice flies.....	113, Hank Aaron
Most times hit by pitch.....	150, Tommy Tucker
Most times grounded into double play.....	305, Hank Aaron
Highest batting average.....	.338, Billy Hamilton
Highest batting average (since 1900).....	.317, Ralph Garr, Rico Carty
Highest slugging average.....	.567, Hank Aaron
Highest on-base percentage.....	.456, Billy Hamilton
Highest on-base percentage (since 1900).....	.401, Chipper Jones

SEASON

Most games.....	162, F. Millan (1969), D. Murphy (1982-85), A. Jones (1999), J. Francoeur (2006-07) F. Freeman (2014,2018), N. Markakis (2018)
Most at-bats.....	671, Marquis Grissom, 158 games, 1996
Most runs.....	160, Hugh Duffy, 124 games, 1894
Most runs (since 1900).....	131, Dale Murphy, 162 games, 1983
Most hits.....	236, Hugh Duffy, 124 games, 1894
Most hits (since 1900).....	224, Tommy Holmes, 154 games, 1945
Most consecutive hits.....	10, Buddy Hassett, June 9, 10, 14, 1940; Matt Diaz, August 12, 13, 14, 2006
Most singles.....	180, Ralph Garr, 154 games, 1971
Most doubles.....	50, Hugh Duffy, 124 games, 1894
Most doubles (since 1900).....	49, Marcus Giles, 145 games, 2003
Most triples.....	20, Richard Johnston, 124 games, 1887
Most triples (since 1900).....	18, Ray Powell, 149 games, 1921
Most home runs, righthander.....	51, Andruw Jones, 160 games, 2005
Most home runs, lefthander.....	47, Eddie Mathews, 157 games, 1953
Most home runs, switch-hitter.....	45, Chipper Jones, 157 games, 1999* tnl
Most home runs, home.....	31, Hank Aaron, 1971
Most home runs, road.....	30, Eddie Mathews, 1953; Andruw Jones, 2005
Most home runs, month.....	15, Joe Adcock, July 1956
Most home runs, rookie.....	38, Wally Berger, 151 games, 1930
Most home runs, two consecutive games.....	5, Joe Adcock, July 30-31, 1954* tnl
Most home runs, consecutive at-bats.....	4, Andruw Jones, Sept. 7-10, 2002; Robert Lowe, 1894 * tnl
Most home runs vs. one club.....	13, Joe Adcock vs. Brooklyn, 1956* tnl
Most grand slams.....	4, Sid Gordon, 134 games, 1950
Most home runs, by pitcher.....	6, Jim Tobin, 1942
Most total bases.....	400, Hank Aaron, 154 games, 1959

FRANCHISE INDIVIDUAL BATTING RECORDS, CONTINUED

Most extra-base hits.....	92, Hank Aaron, 154 games, 1959
Most stolen bases.....	93, Billy Hamilton, 131 games, 1896
Most stolen bases (since 1900).....	72, Otis Nixon, 124 games, 1991
Most caught stealing.....	23, Brett Butler, 151 games, 1983
Most bases on balls.....	131, Bob Elliott, 151 games, 1948
Most intentional bases on balls.....	29, Dale Murphy, 159 games, 1987
Most consecutive games, bases on balls.....	16, Chipper Jones, 1999
Most strikeouts.....	171, Dan Uggla, 136 games, 2013
Fewest strikeouts.....	9, Tommy Holmes, 154 games, 1945
Most hit by pitch.....	29, Tommy Tucker, 140 games, 1891
Most hit by pitch (since 1900).....	25, Andres Galarraga, 153 games, 1998
Most RBI.....	145, Hugh Duffy, 157 games, 1894
Most RBI (since 1900).....	135, Eddie Mathews, 157 games, 1953
Most consecutive games with RBI.....	9, Andruw Jones, April 29–May 8, 2003
Highest batting average.....	438, Hugh Duffy, 124 games, 1894*
Highest batting average (since 1900).....	387, Rogers Hornsby, 140 games, 1928
Highest slugging percentage.....	.679, Hugh Duffy, 124 games, 1894
Highest slugging percentage (since 1900).....	.669, Hank Aaron, 139 games, 1971
Highest on-base percentage.....	.470, Chipper Jones, 128 games, 2008
Longest hitting streak.....	37 games, Tommy Holmes, 1945
Most ground into double plays.....	28, Sid Gordon, 150 games, 1951
Fewest ground into double plays.....	1, David Justice, 144 games, 1992

GAME

Most runs.....	6, five times, last: Frank Torre vs. Chicago, September 2, 1957
Most hits.....	6, seven times, last: Willie Harris vs. St. Louis, July 21, 2007
Most stolen bases.....	6, Otis Nixon at Montreal, June 16, 1991* tml
Most caught stealing.....	3, Rabbit Maranville, June 6, 1913
Most doubles.....	4, held by several; last: Adam LaRoche at Milwaukee, May 15, 2004* tml
Most triples.....	3, six times, last: Rafael Furcal vs. Florida, April 21, 2002* tml
Most home runs.....	4, Joe Adcock vs. Brooklyn, July 31, 1954;Bob Horner vs. Montreal, July 6, 1986;Robert Lowe, May 30, 1894* tml
Most grand slams.....	2, Tony Cloninger at San Francisco, July 3, 1966* tml
Most homers by pitcher.....	3, Jim Tobin vs. Chicago, May 13, 1942* mml
Most total bases.....	18, Joe Adcock vs. Brooklyn, July 31, 1954
Most extra-base hits.....	5, Joe Adcock vs. Brooklyn, July 31, 1954 (4HR, 1 2B)* tml
Most bases on balls.....	5, (6 times), Last: Dale Murphy vs. Chicago, May 23, 1987
Most intentional bases on balls.....	3, Dennis Menke vs. New York, May 23, 1964;Rowland Office vs. San Diego, April 20, 1975; Jeff Treadway vs. Houston, September 11, 1992
Most RBI.....	9, Tony Cloninger at San Francisco, July 3, 1966; Harry Staley, June 1, 1893
Most strikeouts.....	5, Harry Stovey, June 30, 1891; Bob Sadowski, April 20, 1964
Most grounded into double plays.....	3, (6 times), Last: Martin Prado, May 16, 2011Joe Adcock vs. Pittsburgh, July 20, 1955

INNING

Most doubles.....	2, (10 times); Last: Rico Carty vs. New York, May 20, 1965* tml
Most triples.....	2, John Freeman vs. St. Louis, July 25, 1900 (1st);Joe Hornung, May 6, 1882 (6th)* tml
Most home runs.....	2, Robert Lowe, May 30, 1894 (3rd);Dale Murphy vs. San Francisco, July 27, 1989 (6th)* tml
Most RBI.....	6, Dale Murphy vs. San Francisco, July 27, 1989 (6th)
Most bases on balls.....	2, done many times, last, Edgar Renteria at Florida, May 11, 2006 (3rd)
Most strikeouts.....	2, done many times, last, Kris Medlen at Philadelphia, July 7, 2010 (6th)

FRANCHISE INDIVIDUAL PITCHING RECORDS

CAREER

Most years.....	21, Phil Niekro
Most games.....	740, Phil Niekro
Most games started.....	635, Warren Spahn
Most complete games.....	374, Warren Spahn
Most innings pitched.....	5,046, Warren Spahn
Most games won.....	356, Warren Spahn
Most games won, lefthander.....	356, Warren Spahn
Most games won, righthander.....	329, Kid Nichols
Most games won, righthander, (since 1900).....	268, Phil Niekro
Most 20-win seasons.....	13, Warren Spahn
Most games lost.....	227, Phil Niekro
Most saves.....	186, Craig Kimbrel
Most 40-save seasons.....	4 (consecutive, 2011-14), Craig Kimbrel
Most runs allowed.....	2,270, Kid Nichols
Most runs allowed (since 1900).....	1,922, Phil Niekro
Most earned runs allowed.....	1,710, Warren Spahn
Most bases on balls.....	1,458, Phil Niekro
Most intentional bases on balls.....	114, Tom Glavine
Most strikeouts.....	2,975, John Smoltz
Most shutouts.....	63, Warren Spahn
Most hits.....	4,620, Warren Spahn
Most home runs.....	408, Warren Spahn
Most batters hit by pitch.....	134, Vic Willis
Most batters hit by pitch (since 1900).....	104, Phil Niekro
Most wild pitches.....	199, Phil Niekro
Most balks.....	35, Phil Niekro
Lowest earned run average (Min. 1,000 IP).....	2.21, Tommy Bond
Lowest earned run average since 1900 (Min. 1,000 IP).....	2.62, Dick Rudolph
Highest winning percentage (Min. 100 decisions).....	.698 (178-77) Greg Maddux

SEASON

Most games.....	87, Peter Moylan, 2009
Most games started.....	72, John Clarkson, 1889
Most games started (since 1900).....	46, Victor Willis, 1902
Most complete games.....	68, John Clarkson, 1889
Most complete games (since 1900).....	45, Victor Willis, 1902
Most games finished (since 1900).....	64, Mark Wohlers, 1996
Most innings.....	620, John Clarkson, 1889
Most innings (since 1900).....	411, Victor Willis, 1902
Most games won.....	49, John Clarkson, 1889
Most games won (since 1900).....	27, Charles Pittinger, 1902; Victor Willis, 1902; Dick Rudolph, 1914
Most victories, relief pitcher.....	12, Ben Cantwell, 1932
Most victories, righthander.....	49, John Clarkson, 1889
Most victories, lefthander.....	23, Warren Spahn, 1953, 1963
Most games lost.....	29, Victor Willis, 1905* tml ; Tommy Bond, 1880
Most games lost, relief pitcher.....	16, Gene Garber, 1979*
Highest winning percentage, starter (in. 20 dec.).....	.905, Greg Maddux (19-2), 1995*
Longest winning streak.....	14 games, John Smoltz, 1996
Longest losing streak.....	18 games, Clifton Curtis, 1910
Most saves.....	55, John Smoltz, 2002* tnl
Most bases on balls.....	164, Phil Niekro, 1977
Most strikeouts.....	417, Charlie Buffinton, 1884
Most strikeouts (since 1900).....	276, John Smoltz, 1996
Most shutouts won.....	12, Tommy Bond, 1879
Most shutouts (since 1900).....	7, Charles Pittinger, 1902; Irving Young, 1905; Warren Spahn, 1947, 1951, 1963
Most shutouts won vs. one club.....	4, Vic Willis vs. Chicago, 1901
Most shutouts lost.....	9, Irving Young, 1906
Most 1-0 shutouts won.....	4, Dick Rudolph, 1916; Joe Oeschger, 1920
Most runs allowed.....	196, Charles Pittinger, 1903
Most earned runs allowed.....	148, Phil Niekro, 1977
Most hits allowed.....	394, Charles Pittinger, 1903

FRANCHISE INDIVIDUAL PITCHING RECORDS, CONTINUED

SEASON, CONTINUED

Most hit batsmen	16, Jeff Pfeffer, 1906
Most wild pitches	27, Tony Cloninger, 1966
Most balks	8, Bob Shaw, 1963
Most home runs allowed	41, Phil Niekro, 1979
Most home runs, one club	13, Warren Spahn vs. Chicago, 1958
Most grand slams allowed	3, Don Nottebart, 1961
Most sacrifice hits allowed	22, Tom Glavine, 1999
Most sacrifice flies allowed	12, Tony Cloninger, 1966; Carl Morton, 1974; Ervin Santana, 2014
Fewest earned runs allowed (min. 162 IP)	35, Greg Maddux, 1994
Lowest ERA (min. 162 IP)	1.56, Greg Maddux, 1994
Lowest batting average against (min. 162 IP)195, Mike Foltynewicz, 2018

GAME

Most innings pitched	26, Joe Oeschger vs. Brooklyn, May 1, 1920* tml
Most consecutive scoreless IP	21, Joe Oeschger vs. Brooklyn, May 1, 1920*
Most strikeouts	18, Warren Spahn vs. Chicago, June 14, 1952 (15 IP); 17, Charlie Buffinton vs. Cleveland, September 2, 1884
Most consecutive strikeouts	8, Max Surkont vs. Cincinnati, May 25, 1953
Most bases on balls	14, Piano Legs Hickman vs. Louisville, August 16, 1899
Most wild pitches	6, Phil Niekro vs. Houston, August 4, 1979* tmml
Most balks	5, Bob Shaw vs. Chicago, May 4, 1963*

INNING

Most strikeouts	4, Phil Niekro vs. Pittsburgh, July 29, 1977 (6th); Paul Assenmacher vs. St. Louis, August 22, 1989 (5th); Mark Wohlers vs. Chicago, June 7, 1995 (9th) Craig Kimbrel vs. Miami, September 26, 2012 (9th) Julio Teheran vs. Milwaukee, May 24, 2016 (2nd)* tml
Most hit batsmen	3, Ray Boggs vs. Chicago, September 27, 1928 (9th)* tml
Most wild pitches	4, Phil Niekro vs. Houston, August 4, 1979 (5th)* tmml
Most balks	3, Bob Shaw vs. Chicago, May 4, 1963 (3rd)* tml

FRANCHISE INDIVIDUAL FIELDING RECORDS

HIGHEST FIELDING AVERAGE - SEASON (MINIMUM 100 GAMES AT POSITION)

C.....	.998, Brian McCann, 2012
1B.....	.998, Mark Teixeira, 2008
2B.....	.994, Mark Lemke, 1994
3B.....	.982, Vinny Castilla, 2002
SS.....	.983, Eddie Miller, 1942
LF.....	.996, Sid Gordon, 1952
CF.....	.997, Marquis Grissom, 1996
RF.....	1.000, Willard Marshall, 1951 1.000, Jason Heyward, 2013
Most innings played in the field	1449.0, Freddie Freeman (162 games), 1B, 2014
Most errors	102, Herman Long (154 games), SS, 1892
Most errors since 1900	78, Ed Abbaticchio (154 games), 2B, 1904

GAME

Most errors	5, David Brain, 3B, vs. St. Louis, June 11, 1906
-------------------	--

INNING

Most errors	4, Robert Lowe, 2B, vs. New York, May 7, 1900
-------------------	---

- *-Denotes Major League record
- *nl-Denotes National League record
- *tnl-Denotes tied National League record
- *tml-Denotes tied Major League record
- *mml-Denotes modern Major League record
- *tmml-Denotes tied modern Major League record
- *tmnl-Denotes tied modern National League record

ATLANTA BRAVES VS. NL OPPONENTS

Year	HOU* W-L	STL W-L	CHI W-L	LAD W-L	MON/WSH W-L	SF W-L	FLA/MIA W-L	NY W-L	SD W-L	PHI W-L	PIT W-L	CIN W-L	COL W-L	ARI W-L	MIL W-L
1966	14-4-1	7-11	7-11	7-11	-	8-10	-	14-4	-	11-7	7-11	10-8	-	-	-
1967	11-7	6-12	11-7	8-10	-	10-8	-	8-10	-	10-8	8-10	5-13	-	-	-
1968	11-7	5-13	8-10	9-9	-	9-9	-	12-6	-	11-7	6-12	10-8	-	-	-
1969	15-3	6-6	3-9	9-9	8-4	9-9	-	4-8	13-5	6-6	8-4	12-6	-	-	-
1970	9-9	7-5	8-4	6-12	6-6	7-11	-	6-6	9-9	7-5	6-6	5-13	-	-	-
1971	9-9	6-6	5-7	9-9	7-5	7-11	-	7-5	11-7	8-4	4-8	9-9	-	-	-
1972	7-7	6-6	5-7	7-8	4-8	7-11	-	7-5	6-11	6-6	6-6	9-9	-	-	-
1973	11-7	6-6	7-5	2-15-1	6-6	8-10	-	6-6	12-6	6-6	7-5	5-13	-	-	-
1974	6-12	9-3	4-8	8-10	9-3	8-10	-	8-4	17-1	8-4	4-8	7-11	-	-	-
1975	12-6	3-9	5-7	8-10	8-4	8-9	-	4-8	7-11	5-7	4-8	3-15	-	-	-
1976	7-11	4-8	6-7	8-10	8-4	9-9	-	4-8	10-8	5-7	3-9	6-12	-	-	-
1977	9-9	1-11	5-7	5-13	6-7	8-10	-	7-5	11-7	2-10	3-9	4-14	-	-	-
1978	8-10	5-7	5-7	5-13	5-7	11-7	-	6-6	8-10	8-4	2-10	6-12	-	-	-
1979	7-11	4-8	4-8	12-6	1-9	11-7	-	4-8	6-12	7-5	4-8	6-12	-	-	-
1980	7-11	6-6	8-4	11-7	5-7	11-6	-	3-9	12-6	5-7	11-1	2-16	-	-	-
1981	4-8	4-3	3-2-1	7-7	3-7	5-7	-	3-3	9-6	4-5	2-3	6-5	-	-	-
1982	10-8	7-5	8-4	7-11	5-7	8-10	-	9-3	11-7	6-6	4-8	14-4	-	-	-
1983	11-7	7-5	5-7	7-11	7-5	9-9	-	8-4	9-9	6-6	6-6	12-6	-	-	-
1984	12-6	5-7	3-9	6-12	5-7	10-8	-	4-8	7-11	7-5	8-4	13-5	-	-	-
1985	8-10	3-9	5-7	5-13	3-9	10-8	-	2-10	7-11	10-2	6-6	7-11	-	-	-
1986	5-13	6-6	9-3	10-8	4-7	7-11	-	4-8	12-6	4-8	5-7	6-12	-	-	-
1987	8-10	3-9	6-5	6-12	3-9	8-10	-	7-5	6-12	7-5	7-5	8-10	-	-	-
1988	5-13	3-9	5-7	4-14	4-8	5-13	-	4-8	8-10	6-6	5-5	5-13	-	-	-
1989	8-10	3-9	5-7	6-10	6-6	6-12	-	2-10	7-11	8-4	4-8	8-10	-	-	-
1990	5-13	7-5	6-6	6-12	6-6	5-13	-	4-8	8-10	5-7	5-7	8-10	-	-	-
1991	13-5	9-3	6-6	7-11	5-7	9-9	-	9-3	11-7	5-7	9-3	11-7	-	-	-
1992	13-5	6-6	10-2	12-6	4-8	11-7	-	7-5	13-5	6-6	7-5	9-9	-	-	-
1993	8-5	6-6	7-5	8-5	7-5	7-6	7-5	9-3	9-4	6-6	7-5	10-3	13-0	-	-
1994	3-3	5-7	4-2	6-0	4-5	5-1	8-4	5-4	6-1	6-2	3-9	5-5	8-2	-	-
1995	6-6	7-5	8-4	5-4	9-4	7-1	10-3	5-8	5-2	7-6	4-2	8-5	9-4	-	-
1996	6-6	9-4	7-5	5-7	10-3	7-5	6-7	7-6	9-4	9-4	9-3	7-5	5-7	-	-
1997	7-4	8-3	9-2	6-5	10-2	7-4	4-8	5-7	8-3	10-2	5-6	9-2	5-6	-	-
1998	4-5	6-3	3-6	8-1	6-6	7-2	7-5	9-3	5-4	8-4	7-2	7-2	5-3	8-1	7-2
1999	6-1	8-1	2-5	5-4	9-4	4-5	9-4	9-3	5-4	8-5	6-3	8-1	5-4	5-4	5-2
2000	5-4	3-4	4-5	7-2	6-7	6-3	6-6	7-6	8-1	8-5	5-2	2-5	5-4	6-3	6-3
2001	3-3	3-3	4-2	2-5	13-6	4-2	9-10	10-9	3-3	10-9	5-1	4-2	4-2	2-5	3-3
2002	3-3	5-1	4-2	2-4	13-6	3-3-1	11-8	12-7	3-3	11-7	3-3	4-2	4-3	3-3	5-1
2003	5-1	4-2	4-2	4-2	12-7	2-4	9-10	11-8	6-1	9-10	7-2	3-3	6-0	5-2	4-2
2004	3-3	2-4	3-3	4-3	15-4	4-3	14-5	12-7	3-3	10-9	4-2	2-4	4-2	4-2	4-2
2005	5-1	3-3	6-1	3-3	10-9	4-2	10-8	13-6	1-5	9-10	4-3	7-3	2-4	3-3	3-3
2006	3-4	4-2	6-1	3-3	10-8	3-4	11-8	7-11	7-2	7-11	3-3	4-3	3-3	1-6	2-4
2007	3-3	3-4	5-4	4-3	11-7	4-3	10-8	9-9	5-2	9-9	5-1	1-6	4-2	2-4	5-2
2008	3-3	2-5	0-6	4-2	6-12	2-5	10-8	11-7	5-1	4-14	2-5	3-3	4-3	5-3	3-6
2009	3-3	4-2	4-2	4-3	10-8	3-4	8-10	13-5	3-3	10-8	3-4	3-6	4-4	4-3	3-3
2010	5-1	2-6	4-2	5-3	8-10	4-3	11-7	11-7	4-2	8-10	6-3	3-2	2-4	4-3	5-3
2011	5-1	1-5	4-3	2-5	9-9	6-1	12-6	9-9	4-5	6-12	4-2	3-3	6-2	3-2	5-3
2012	4-2	5-1	3-4	3-3	8-10	3-4	14-4	12-6	4-3	12-6	3-4	1-5	6-1	5-2	3-3
2013	-	4-3	5-1	5-2	13-6	3-4	13-6	10-9	1-5	11-8	4-3	4-3	5-1	4-2	2-4
2014	-	2-4	5-1	1-6	11-8	1-5	9-10	9-10	3-4	11-8	3-4	5-2	4-3	3-3	5-2
2015	-	4-2	1-6	3-3	5-14	3-4	10-9	8-11	2-5	11-8	2-4	3-4	1-6	3-3	5-2
2016	-	2-4	3-3	1-5	4-15	3-4	11-7	10-9	4-2	11-8	3-4	3-4	1-6	2-5	2-5
2017	-	1-5	1-6	3-4	9-10	4-3	11-8	7-12	5-2	6-13	2-5	3-3	3-4	4-2	4-2
2018	-	4-2	3-3	2-5	10-9	3-3	14-5	13-6	4-3	12-7	5-1	3-4	2-5	4-3	3-4
Won	335	251	271	302	366	333	254	406	352	409	265	321	121	80	84
Lost	293-1	284	258	371-1	349	342-1	179	361-1	275	361	268	363	85	64	60

*Houston totals include National League play only (1966-2012).

ATLANTA BRAVES VS. AL OPPONENTS

Year	BAL W-L	NYN W-L	DET W-L	BOS W-L	TOR W-L	TB W-L	CLE W-L	CWS W-L	MIN W-L	KC W-L	SEA W-L	LAA W-L	TEX W-L	OAK W-L	*HOU W-L
1997	0-3	2-1	1-2	3-0	2-1	-	-	-	-	-	-	-	-	-	-
1998	2-1	1-3	-	1-2	2-1	3-0	-	-	-	-	-	-	-	-	-
1999	0-3	2-1	-	4-2	0-3	3-0	-	-	-	-	-	-	-	-	-
2000	3-0	1-2	-	4-2	1-2	2-1	-	-	-	-	-	-	-	-	-
2001	2-1	2-1	-	3-3	1-2	1-2	-	-	-	-	-	-	-	-	-
2002	-	-	2-1	5-1	-	-	-	3-0	2-1	-	-	-	3-0	-	-
2003	2-1	-	-	-	-	2-1	-	-	-	-	1-2	-	3-0	2-1	-
2004	2-1	-	1-2	2-1	-	-	1-2	1-2	-	1-2	-	-	-	-	-
2005	3-0	-	-	1-2	-	-	-	-	-	-	-	1-2	1-2	1-2	-
2006	2-1	1-2	-	0-3	0-3	2-1	-	-	-	-	-	-	-	-	-
2007	-	-	0-3	2-4	-	-	2-1	-	0-3	-	-	-	-	-	-
2008	-	-	-	-	-	1-2	-	-	-	-	2-1	2-1	1-2	2-1	-
2009	1-2	1-2	-	2-4	3-0	-	-	-	-	-	-	-	-	-	-
2010	-	-	2-1	-	-	2-1	-	0-3	2-1	3-0	-	-	-	-	-
2011	2-1	-	-	-	3-0	-	-	-	-	-	3-0	1-2	1-2	-	-
2012	1-2	2-4	-	1-2	2-1	2-1	-	-	-	-	-	-	-	-	-
2013	-	-	0-3	-	2-2	-	3-0	1-2	3-0	2-2	-	-	-	-	-
2014	-	-	-	0-4	-	-	-	-	-	-	0-4	2-1	0-3	3-0	2-1
2015	0-3	0-3	-	2-2	3-3	1-3	-	-	-	-	-	-	-	-	-
2016	-	-	2-1	1-3	-	-	0-3	2-1	2-2	1-2	-	-	-	-	-
2017	-	-	-	-	3-1	-	-	-	-	-	1-2	1-2	1-2	3-0	0-4
2018	1-2	1-2	-	1-5	2-2	3-1	-	-	-	-	-	-	-	-	-
Totals	21-21	13-21	8-13	32-40	25-23	21-11	6-6	7-8	9-7	7-6	7-9	7-8	10-11	8-4	2-5

*Houston games in interleague play only; Atlanta went 335-293-1 vs. the Astros from 1966 to 2012.

FRONT OFFICE

MANAGER & STAFF

PLAYER BIOS

SEASON IN REVIEW

PLAYER DEVELOPMENT

BRAVES HISTORY

OPPONENTS

MISCELLANEOUS

MOST RECENT SERIES SWEEPS

BRAVES SWEEPS IN ATLANTA

Team	2 Games	3 Games	4 Games
Arizona	-	7/14-16/17	-
Baltimore	-	6/24-26/05	-
Chicago (N)	8/24-25/77	5/9-11/14	7/4-7/05
Chicago (A)	-	6/21-23/02	-
Cincinnati	5/19-20/10	4/25-27/14	-
Cleveland	-	8/27-29/13	-
Colorado	5/1-2/06	9/9-11/08	7/29-8/1/13
Fla./Miami	7/30-31/18	9/25-27/12	8/13-15/18
Houston	5/16-17/11	4/30-5/2/10	5/5-8/05**
Kansas City	-	6/18-20/10	-
Los Angeles (N)	9/9-10/97	5/17-19/13	7/12-14/56
Milwaukee	-	4/13-15/12	5/2-5/11
Minnesota	-	5/20-22/13	-
Mon./Wash.	8/11-12/09	4/11-13/14	-
New York (N)	6/12-13/18	6/19-21/15	5/20-22/08
Oakland	-	8/15-17/14	-
Philadelphia	5/3-4/89	9/27-29/16	9/20-23/18
Pittsburgh	5/17-19/91	6/3-5/13	7/29-31/91
San Diego	9/11-12/91	5/6-8/08	4/14-17/17
San Francisco	9/15-16/97	5/16-18/00	6/21-23/60
St. Louis	8/6-7/97	10/2-4/15	5/16-19/97
Tampa Bay	-	6/7-9/99	-
Texas	-	6/3-5/03	-
Toronto	-	5/22-24/09	-

****Braves swept five games from Houston, 9/2-4/66 and 8/10-13/67**

OPPONENT SWEEPS IN ATLANTA

Team	2 Games	3 Games	4 Games
Arizona	-	5/6-8/16	6/1-4/06
Baltimore	-	6/11-13/99	-
Boston	4/25-26/16	9/3-5/18	-
Chicago (N)	7/20-21/98	7/17-19/17	-
Cincinnati	4/15-16/86	9/4-6/09	4/13-16/90
Colorado	4/25-26/98	9/12-14/97	8/16-19/18
Detroit	-	4/26-28/13	-
Fla./Miami	5/13-14/97	8/31-9/2/15	-
Houston	7/4-5/17	6/2-4/95	-
Los Angeles	4/10-11/91	6/22-24/84	4/7-10/88
Milwaukee	-	5/24-26/16	-
Minnesota	8/16-17/16	6/12-14/07	-
Mon./Wash.	4/4-6/16	4/18-20/17	10/1-4/09
New York (N)	5/4-5/09	4/22-24/16	9/10-13/15
New York (A)	6/24-25/98	8/28-30/15	-
Philadelphia	8/8-9/17	6/16-18/14	5/5-8/95
Pittsburgh	8/12-13/97	9/26-28/11	7/18-21/74
San Diego	6/2-3/97	8/1-3/89	7/25-27/75
San Francisco	9/6-7/89	5/4-6/18	-
St. Louis	8/28-29/84	5/5-7/17	-
Toronto	-	6/20-22/06	-

BRAVES SWEEPS ON ROAD

Team	2 Games	3 Games	4 Games
Arizona	4/27-28/98	8/6-8/04	-
Baltimore	-	7/13-15/00	-
Boston	-	6/28-30/02	-
Chicago (N)	4/12-13/97	5/26-28/06	7/9-12/92
Cincinnati	7/18-19/01	9/15-17/95	1984**
Colorado	-	5/4-6/12	5/6-9/93
Fla./Miami	5/6-7/09	4/15-17/16	-
Houston	8/19-20/97	4/29-5/1/03	7/16-19/92
Los Angeles	9/7-8/72	4/8-10/94	-
Milwaukee	-	5/10-12/10	-
Minnesota	7/26-27/16	-	-
Mon./Wash.	6/4-5/97	8/5-7/13	-
New York (N)	4/26-27/17	5/1-3/18	-
Oakland	-	6/30-7/2/17	-
Philadelphia	4/21-23/17	9/2-4/16	6/27-29/14
Pittsburgh	5/24-25/11	8/20-22/18	-
San Diego	5/26-27/97	8/30-9/1/16	5/15-18/03
San Francisco	9/27-28/82	9/10-12/18	-
Seattle	-	6/27-29/11	-
St. Louis	5/13-14/98	6/29-7/1/18	-
Tampa Bay	5/8-9/18	6/30-7/2/98	-
Texas	-	6/7-9/02	-
Toronto	5/15-16/17	-	-

****Braves swept five games from CIN, 5/31-6/3/84.**

OPPONENT SWEEPS ON ROAD

Team	2 Games	3 Games	4 Games
Arizona	5/18-19/11	-	-
Baltimore	-	7/27-29/15	-
Boston	5/28-29/14	-	-
Chicago (N)	5/17-18/83	6/10-12/08	8/20-23/15
Chicago (A)	-	6/22-24/10	-
Cleveland	-	6/27-29/16	-
Cincinnati	9/28-29/87	5/30-6/1/08	5/21-24/12
Colorado	-	8/23-25/10	7/21-24/16
Detroit	-	4/26-28/13	-
Fla./Miami	-	9/25-27/15	-
Houston	5/9-10/17	9/28-30/90	8/2-5/90
Los Angeles	7/26-27/95	6/3-5/16	7/26-29/90
Milwaukee	-	9/10-12/12	-
Minnesota	-	6/12-14/07	-
Mon./Wash.	4/29-30/08	9/5-7/16	4/11-14/16
New York (N)	4/24-25/90	4/21-23/15	7/20-23/89
Philadelphia	5/3-4/06	7/4-6/16	7/28-31/17
Pittsburgh	5/19-20/81	4/7-9/17	9/1-3/78
San Diego	9/10-11/86	8/17-19/15	5/29-31/79
San Francisco	9/16-17/91	5/25-27/09	7/29-31/88
Seattle	8/5-6/14	-	-
St. Louis	4/10-11/68	9/9-11/11	4/26-29/10
Tampa Bay	8/11-12/15	-	-
Texas	-	9/12-14/14	-
Toronto	-	7/18-20/99	-

ATLANTA BRAVES DOUBLEHEADERS

YEARLY DOUBLEHEADER TOTALS

Year	Home W-L-S	Road W-L-S	Totals W-L-S
1966	3-2-2	0-1-2	3-3-4
1967	0-0-1	1-3-4	1-3-5
1968	0-0-1	3-2-4	3-2-5
1969	4-0-3	1-3-3	5-3-6
1970	4-1-2	0-3-4	4-4-6
1971	2-1-3	0-3-2	2-4-5
1972	1-1-7 (a)	1-1-4	2-2-11
1973	0-4-9	0-3-1	0-7-10
1974	2-0-4	0-3-3	2-3-7
1975	2-2-3	1-1-2	3-3-5
1976	3-3-4	0-1-5	3-4-9
1977	1-0-0	0-3-2	1-3-2
1978	1-1-4	0-1-3	1-2-7
1979	1-2-1	0-3-2	1-5-3
1980	2-0-1	0-1-2	2-1-3
1981	0-0-1	0-1-0	0-1-1
1982	1-2-0	0-0-2	1-2-2
1983	1-0-2	1-1-2	2-1-4
1984	0-0-2	2-2-0	2-2-2
1985	0-2-0	0-0-2	0-2-2
1986	1-0-0	0-1-0	1-1-0
1987	0-1-0	0-0-1	0-1-1
1988	1-0-2	0-2-2	1-2-4
1989	1-1-0	0-1-3	1-2-3
1990	1-1-3	1-2-0	2-3-3
1991	1-0-2	0-0-1	1-0-3
1992	1-0-0	2-0-0	3-0-0
1993	0-0-0	0-0-0	0-0-0
1994	0-0-1	0-1-1	0-1-2
1995	0-0-0	0-0-0	0-0-0
1996	0-0-0	1-0-1	1-0-1
1997	0-0-0	0-0-1	0-0-1
1998	0-0-0	0-0-1	0-0-1
1999	0-0-0	0-0-1	0-0-1
2000	0-0-0	0-0-1	0-0-1
2001	0-0-0	1-0-0	1-0-0
2002	0-0-1	1-0-0	1-0-1
2003	1-0-1	0-0-0	1-0-1
2004	0-1-1	0-0-1	0-1-2
2005	0-0-1	0-0-0	0-0-1 (b)
2006	0-0-0	0-1-1	0-1-1 (c)
2007	0-0-0	0-0-0	0-0-0 (d)
2008	0-0-0	0-0-1	0-0-1 (e)
2009	0-0-0	0-0-0	0-0-0
2010	0-0-0	0-0-0	0-0-0
2011	2-0-0	1-0-0	3-0-0
2012	0-0-0	0-0-0	0-0-0 (f)
2013	0-0-0	0-0-0	0-0-0 (g)
2014	0-0-0	0-0-0	0-0-0 (h)
2015	1-0-0	0-0-0	1-0-0
2016	0-0-0	0-0-0	0-0-0
2017	0-0-0	1-1-0	1-1-0(i)
2018	0-0-0	0-0-0	0-0-0(j)

DOUBLEHEADERS VS. OPPONENTS

Team	Home W-L-S	Road W-L-S	Totals W-L-S
Boston	---	0-0-1	0-0-1
Chicago (NL)	3-0-4	0-3-8	3-3-12
Cincinnati	3-3-9	3-7-5	6-10-14
Colorado	1-0-1	1-0-1	2-0-2
Florida	0-0-1	0-0-1	0-0-2
Houston	8-3-4	0-5-4	8-8-8
Los Angeles	1-4-4	1-3-2	2-7-6
Milwaukee	1-0-0	0-0-0	1-0-0
Mon./Wash.	2-1-10	2-1-3	4-2-13
New York (NL)	4-3-6	4-3-5	8-6-11
Philadelphia	1-4-4	5-2-9	6-6-13
Pittsburgh	3-1-3	1-6-5	3-7-7
St. Louis	1-2-1	0-3-3	1-5-4
San Diego	6-4-5	1-3-12	7-7-17
San Francisco	3-1-11	2-9-8	5-10-19
Totals	37-26-62	20-45-67	57-71-129

(a) Braves won first game and tied second game of doubleheader, July 4 vs. Chicago.

(b) Braves' sweep of July 7 day/night doubleheader vs. Chicago is not counted in total due to separate admission charges.

(c) Three day/night doubleheaders -- June 3 vs. Arizona (split), Sept. 2 at Philadelphia (split) and Sept. 13 vs. Philadelphia (Phillies sweep) are not counted in total due to separate admission charges.

(d) Two day/night doubleheaders -- May 19 at Boston (split) and June 5 vs. Florida (split) are not counted in total due to separate admission charges.

(e) Three day/night doubleheaders -- May 20 vs. New York (sweep), August 13 vs. Chicago (Cubs sweep) and September 13 at New York (split) are not counted in total due to separate admission charges.

(f) Braves' split of July 21 day/night doubleheader at Washington is not counted in total due to separate admission charges.

(g) Three day/night doubleheaders -- April 23 at Colorado (sweep), June 18 vs. New York (Mets sweep) and Sept. 17 at Washington (Nationals sweep) are not counted in total due to separate admission charges.

(h) Braves' sweep of June 28 day/night doubleheader at Philadelphia is not counted in total due to separate admission charges.

(i) Two day/night doubleheaders -- June 10 vs. New York (Mets sweep) and Sept. 6 vs. Texas (split) are not counted in total due to separate admission charges.

(j) Three day/night doubleheaders -- May 28 vs. New York (split), August 7 at Washington (split) and 8/13 vs. Miami (Braves sweep) are not counted in total due to separate admission charges.

ATLANTA BRAVES BEST RECORD – BY GAME

Game			Game			Game		
No.	Record	Year	No.	Record	Year	No.	Record	Year
10	10-0	1982	61	42-19	1998, '03	112	74-38	1998, '02
11	11-0	1982	62	43-19	1998	113	75-38	1998
12	12-0	1982	63	44-19	1998	114	75-39	1998, '02, '03
13	13-0	1982	64	45-19	1998	115	76-39	1998, '02, '03
14	13-1	1982, '94	65	45-20	1998	116	77-39	1998
15	13-2	1982, '94	66	45-21	1998, '03	117	78-39	1998
16	13-3	1982, '83, '94, '97	67	45-22	1998, '03	118	79-39	1998
17	13-4	1982, '83, '94, '97	68	46-22	1998	119	79-40	1998
18	14-4	1997	69	47-22	1998	120	79-41	1998, '02
19	14-5	1982, '83, '94, '97	70	48-22	1998	121	80-41	1998
20	15-5	1982, '83, '97	71	49-22	1998	122	81-41	1998
21	16-5	1982, '83, '97	72	49-23	1998	123	82-41	1998
22	17-5	1997	73	49-24	1998	124	82-42	1998
23	18-5	1997	74	50-24	1998	125	83-42	1998
24	18-6	1982, '97, '00	75	50-25	1998	126	83-43	1998
25	19-6	1997, '00	76	50-26	1998	127	83-44	1998
26	20-6	1997, '00	77	51-26	1998	128	84-44	1998
27	20-7	1997, '00	78	51-27	1998	129	85-44	1998
28	21-7	2000	79	51-28	1997, '98, '03	130	86-44	1998
29	21-8	1997, '00	80	52-28	1997	131	87-44	1998
30	22-8	1997	81	52-29	1995, '97, '98	132	87-45	1998
31	22-9	1997	82	53-29	1995, '97, '98	133	88-45	1998
32	23-9	1997	83	54-29	1997, '98	134	89-45	1998
33	23-10	1969, '97, '98	84	55-29	1997, '98	135	89-46	1998
34	24-10	1969, '98	85	56-29	1997, '98	136	90-46	1998
35	24-11	1969, '97, '98	86	57-29	1997, '98	137	90-47	1998
36	25-11	1969, '97, '98	87	58-29	1998	138	90-48	1998
37	26-11	1997, '98	88	59-29	1998	139	91-48	1998
38	27-11	1998	89	60-29	1998	140	91-49	1998
39	28-11	1998	90	60-30	1998	141	91-50	1998
40	29-11	1998	91	60-31	1998, '03	142	91-51	1998, '02
41	30-11	1998	92	60-32	1998, '03	143	92-51	1998, '02
42	31-11	1998	93	61-32	1998, '03	144	92-52	1998, '02
43	31-12	1998	94	62-32	1998, '03	145	92-53	1993, '98, '02
44	31-13	1997, '98, '03	95	63-32	1998, '03	146	93-53	1993, '02
45	32-13	1997, '98	96	64-32	1998, '03	147	94-53	1993, '02
46	33-13	1997, '98	97	65-32	2003	148	95-53	1993
47	34-13	1998	98	65-33	1998, '03	149	95-54	1993, '98, '02
48	35-13	1998	99	66-33	2003	150	96-54	1993
49	35-14	1998	100	66-34	2003	151	97-54	1993
50	36-14	1998	101	67-34	2003	152	97-55	1993, '98
51	37-14	1998	102	67-35	1998, '03	153	98-55	1993, '98
52	38-14	1998	103	68-35	1998, '03	154	99-55	1998
53	39-14	1998	104	68-36	1998, '03	155	99-56	1993, '98
54	39-15	1998	105	69-36	1998, '03	156	100-56	1993, '98
55	39-16	1998	106	70-36	1998, '03	157	101-56	1998
56	39-17	1998	107	70-37	1998, '03	158	102-56	1998
57	39-18	1998	108	71-37	1998, '03	159	103-56	1998
58	40-18	1998	109	72-37	1998, '03	160	104-56	1998
59	41-18	1998	110	73-37	2003	161	105-56	1998
60	42-18	1998	111	73-38	1998, '02, '03	162	106-56	1998

ATLANTA BRAVES WORST RECORD – BY GAME

Game			Game			Game		
No.	Record	Year	No.	Record	Year	No.	Record	Year
10	0-10	1988	61	18-43	2016	112	38-74	1988
11	1-10	1988	62	18-44	2016	113	38-75	1988
12	2-10	1988	63	18-45	2016	114	39-75	1988
13	2-11	1988	64	18-46	2016	115	40-75	1988
14	2-12	1988	65	19-46	2016	116	40-76	1988
15	2-13	1988	66	20-46	2016	117	40-77	1988
16	3-13	1988	67	21-46	2016	118	41-77	1988
17	3-14	1988	68	22-46	2016	119	41-78	1988
18	3-15	1988	69	23-46	2016	120	41-79	1988
19	3-16	1988	70	24-46	2016	121	41-80	1988
20	4-16	1988, 2016	71	24-47	2016	122	41-81	1988
21	4-17	2016	72	25-47	2016	123	42-81	1988
22	5-17	1988, 2016	73	25-48	2016	124	43-81	1977, '88
23	5-18	2016	74	25-49	2016	125	43-82	1988
24	6-18	1988, 2016	75	26-49	1988, 2016	126	43-83	1988
25	6-19	1988, 2016	76	26-50	1988, 2016	127	43-84	1988
26	7-19	1988, 2016	77	26-51	2016	128	44-84	1988
27	7-20	1988, 2016	78	26-52	2016	129	44-85	1988
28	7-21	2016	79	27-52	2016	130	45-85	1988
29	7-22	2016	80	27-53	2016	131	45-86	1988
30	7-23	2016	81	28-53	2016	132	45-87	1988
31	7-24	2016	82	28-54	2016	133	45-88	1988
32	8-24	2016	83	28-55	2016	134	46-88	1988
33	8-25	2016	84	28-56	2016	135	46-89	1988
34	8-26	2016	85	28-57	2016	136	47-89	1988
35	9-26	2016	86	29-57	2016	137	48-89	1988
36	9-27	2016	87	30-57	2016	138	48-90	1988
37	9-28	2016	88	30-58	2016	139	49-90	1988
38	9-29	2016	89	31-58	2016	140	49-91	1988
39	10-29	2016	90	31-59	2016	141	49-92	1988
40	10-30	2016	91	31-60	2016	142	49-93	1988
41	11-30	2016	92	32-60	1988, 2016	143	49-94	1988
42	12-30	2016	93	32-61	1988, 2016	144	49-95	1988
43	12-31	2016	94	32-62	1988	145	49-96	1988
44	12-32	2016	95	33-62	1988, 2016	146	50-96	1988
45	12-33	2016	96	33-63	2016	147	51-96	1988
46	12-34	2016	97	33-64	2016	148	52-96	1988
47	13-34	2016	98	33-65	2016	149	52-97	1988
48	14-34	2016	99	33-66	2016	150	52-98	1988
49	14-35	2016	100	34-66	2016	151	52-99	1988
50	15-35	2016	101	35-66	1988, 2016	152	52-100	1988
51	15-36	2016	102	35-67	1988, 2016	153	52-101	1988
52	16-36	2016	103	35-68	1988	154	52-102	1988
53	16-37	2016	104	35-69	1988	155	52-103	1988
54	16-38	2016	105	35-70	1988	156	53-103	1988
55	16-39	2016	106	35-71	1988	157	53-104	1988
56	16-40	2016	107	36-71	1988	158	53-105	1988
57	16-41	2016	108	37-71	1988	159	54-105	1988
58	16-42	2016	109	38-71	1988	160	54-106	1988
59	17-42	2016	110	38-72	1988	161	60-101	1977
60	18-42	2016	111	38-73	1988	162	61-101	1977

ATLANTA BRAVES MONTHLY RECORDS

Year		March/April W-L	May W-L	June W-L	July W-L	August W-L	Sept/Oct W-L	Pre All-Star W-L	Post All-Star W-L	Totals
1966	H	4-4	5-9	9-12	6-4	7-4	12-5	18-25	25-13	43-38
	A	6-4	5-10	5-5	8-8	8-8	10-4	23-22	19-17	42-39
	T	10-8	10-19	14-17	14-12	15-12	22-9	41-47	44-30	85-77
1967	H	8-2	9-5	8-5	9-5	8-4	6-12	28-13	20-20	48-33
	A	1-5	4-9	7-10	6-6	7-13	4-9	14-26	15-26	29-52
	T	9-7	13-14	15-15	15-11	15-17	10-21	42-39	35-46	77-85
1968	H	5-4	8-8	8-6	9-7	5-10	6-5	23-20	18-20	41-40
	A	3-6	9-3	6-9	7-8	8-8	7-7	20-20	20-21	40-41
	T	8-10	17-11	14-15	16-15	13-18	13-12	43-40	38-41	81-81
1969	H	9-1	8-6	12-8	7-3	3-10	11-3	34-16	16-15	50-31
	A	5-6	6-3	4-6	9-13	10-6	9-4	22-26	21-12	43-38
	T	14-7	14-9	16-14	16-16	13-16	20-7	56-42	37-27	93-69
1970	H	3-6	11-2	5-7	9-10	8-4	6-10	24-22	18-17	42-39
	A	7-5	6-6	5-9	4-8	7-10	5-8	18-22	16-25	34-47
	T	10-11	17-8	10-16	13-18	15-14	11-19	42-44	34-42	76-86
1971	H	4-9	7-2	10-7	9-4	8-10	5-7	23-19	20-20	43-39
	A	6-2	5-15	6-10	10-4	5-5	7-5	21-29	18-12	39-41
	T	10-11	12-17	16-17	19-8	13-15	12-12	44-48	38-32	82-80
1972	H	3-6	6-4	4-4	4-8	6-10	6-9	20-19	16-22	36-41
	A	4-2	5-10	9-10	11-6	5-9	7-3	22-30	12-13	34-43
	T	7-8	11-14	13-14	15-14	11-19	13-12	42-49	28-35	70-84
1973	H	4-5	4-6-1	10-5	7-13	8-5	7-6	25-27-1	15-13	40-40-1
	A	3-8	6-11	6-10	8-4	9-3	4-9	20-30	16-15	36-45
	T	7-13	10-17-1	16-15	15-17	17-8	11-15	45-57-1	31-28	76-85-1
1974	H	9-6	5-4	9-5	6-11	9-3	8-6	25-24	21-11	46-35
	A	2-6	10-6	7-8	6-5	10-6	7-8	25-25	17-14	42-39
	T	11-12	15-10	16-13	12-16	19-9	15-14	50-49	38-25	88-74
1975	H	6-4	7-4	4-9	9-10	6-9	5-7	23-22	14-21	37-43
	A	6-8	3-11	7-7	5-6	6-9	3-10	17-27	13-24	30-51
	T	12-12	10-15	11-16	14-16	12-18	8-17	40-49	27-45	67-94
1976	H	4-3	2-13	8-5	6-7	8-8	6-11	18-24	16-23	34-47
	A	4-6	6-8	10-6	6-8	5-9	5-8	22-21	14-24	36-45
	T	8-9	8-21	18-11	12-15	13-17	11-19	40-45	30-47	70-92
1977	H	6-6	5-7	10-8	5-4	9-8	5-8	22-23	18-18	40-41
	A	2-6	4-13	1-7	4-14	2-11	8-9	12-34	9-26	21-60
	T	8-12	9-20	11-15	9-18	11-19	13-17	34-57	27-44	61-101
1978	H	4-7	8-5	7-5	10-7	6-9	4-9	23-19	16-23	39-42
	A	2-7	4-8	6-11	7-6	5-8	6-11	14-28	16-23	30-51
	T	6-14	12-13	13-16	17-13	11-17	10-20	37-47	32-45	69-93
1979	H	4-7	6-7	7-6	8-10	3-6	6-9	24-26	10-19	34-45
	A	3-6	5-11	6-10	4-7	7-10	7-5	15-27	17-22	32-49
	T	7-13	11-18	13-16	12-17	10-16	13-14	39-53	27-41	66-94
1980	H	6-4	7-4	7-6	11-7	9-4	10-5	25-15	25-15	50-30
	A	0-7	4-11	8-7	3-8	10-7	6-10	12-25	19-25	31-50
	T	6-11	11-15	15-14	14-15	19-11	16-15	37-40	44-40	81-80
1981	H	3-6	7-7-1	1-2	Strike	4-4	7-8	11-15-1	11-12	22-27-1
	A	6-4	6-6	2-4	Strike	8-5	6-10	14-14	14-15	28-29
	T	9-10	13-13-1	3-6	Strike	12-9	13-18	25-29-1	25-27	50-56-1
1982	H	8-5	5-7	6-6	10-7	7-7	6-7	25-22	17-17	42-39
	A	8-0	6-8	12-3	6-4	6-11	9-8	26-11	21-23	47-34
	T	16-5	11-15	18-9	16-11	13-18	15-15	51-33	38-40	89-73
1983	H	10-1	8-6	8-6	10-4	3-8	7-9	29-14	17-20	46-34
	A	4-4	8-6	8-7	8-7	9-8	5-8	20-17	22-23	42-40
	T	14-5	16-12	16-13	18-11	12-16	12-17	49-31	39-43	88-74

ATLANTA BRAVES MONTHLY RECORDS

Year		March/April W-L	May W-L	June W-L	July W-L	August W-L	Sept/Oct W-L	Pre All-Star W-L	Post All-Star W-L	Totals
1984	H	5-8	8-3	7-7	4-8	7-10	7-7	21-10	17-23	38-43
	A	4-4	9-8	10-5	8-8	4-7	7-7	25-21	17-18	42-39
	T	9-12	17-11	17-12	12-16	11-17	14-14	46-41	34-41	80-82
1985	H	3-6	8-8	7-7	6-7	5-9	3-12	23-27	9-22	32-49
	A	6-4	2-8	7-7	5-8	6-8	8-12	16-20	18-27	34-47
	T	9-10	10-16	14-14	11-15	11-17	11-24	39-47	27-49	66-96
1986	H	4-8	8-2	8-6	4-8	7-6	10-10	22-20	19-20	41-40
	A	3-4	10-8	6-8	3-11	8-7	1-11	20-26	11-23	31-49
	T	7-12	18-10	14-14	7-19	15-13	11-20	42-46	30-43	72-89
1987	H	4-5	9-6	7-8	6-8	7-4	9-8	24-25	18-14	42-39
	A	5-7	7-6	4-8	3-9	4-13	4-10	17-21	10-32	27-53
	T	9-12	16-12	11-16	9-17	11-17	13-18	41-46	28-46	69-92
1988	H	1-11	5-6	6-8	5-9	5-9	6-8	15-28	13-23	28-51
	A	2-5	7-8	4-10	4-11	5-10	3-10	15-26	11-29	26-55
	T	3-16	12-14	10-18	9-20	10-19	9-18	30-54	24-52	54-106
1989	H	5-4	8-8	4-9	8-10	3-6	5-9	20-25	13-21	33-46
	A	5-11	4-6-1	6-8	3-6	7-12	5-8	16-26-1	14-25	30-51-1
	T	10-15	12-14-1	10-17	11-16	10-18	10-17	36-51-1	27-46	63-97-1
1990	H	3-8	7-5	6-7	6-9	7-9	8-6	17-23	20-21	37-44
	A	1-5	6-9	7-8	4-10	4-10	6-11	16-24	12-29	28-53
	T	4-13	13-14	13-15	10-19	11-19	14-17	33-47	32-50	65-97
1991	H	2-6	8-6	7-8	11-3	11-6	9-4	18-22	30-11	48-33
	A	6-4	9-3	5-9	5-7	8-5	13-7	21-18	25-17	46-35
	T	8-10	17-9	12-17	16-10	19-11	22-11	39-40	55-28	94-68
1992	H	7-3	5-7	13-2	6-6	8-6	12-6	28-15	23-15	51-30
	A	4-8	7-9	6-4	10-3	11-4	9-6	21-22	26-12	47-34
	T	11-11	12-16	19-6	16-9	19-10	21-12	49-37	49-27	98-64
1993	H	5-7	7-5	10-5	9-3	7-6	13-4	26-18	25-12	51-30
	A	7-6	10-5	5-6	10-6	12-1	9-4	24-21	29-7	53-28
	T	12-13	17-10	15-11	19-9	19-7	22-8	50-39	54-19	104-58
1994	H	4-5	8-6	11-5	8-8	-	Strike	25-20	6-4	31-24
	A	11-3	8-4	6-5	6-6	6-4	Strike	27-13	10-9	37-22
	T	15-8	16-10	17-10	14-14	6-4	Strike	52-33	16-13	68-46
1995	H	2-0	7-7	8-8	10-2	9-6	8-5	23-15	21-13	44-28
	A	2-1	9-5	7-4	10-5	10-4	8-7	21-10	25-16	46-26
	T	4-1	16-12	15-12	20-7	19-10	16-12	44-25	46-29	90-54
1996	H	8-6	12-3	11-6	7-3	10-5	8-2	33-17	23-8	56-25
	A	8-5	7-3	4-7	8-8	9-5	4-13	21-16	19-25	40-41
	T	16-11	19-6	15-13	15-11	19-10	12-15	54-33	42-33	96-66
1997	H	12-2	8-6	5-5	9-6	8-6	8-6	25-13	25-18	50-31
	A	7-4	9-5	11-7	8-5	8-5	8-4	32-17	19-13	51-30
	T	19-6	17-11	16-12	17-11	16-11	16-10	57-30	44-31	101-61
1998	H	10-4	15-4	7-7	6-4	9-4	9-2	35-15	21-10	56-25
	A	8-5	6-5	8-4	12-5	9-6	7-6	24-14	26-17	50-31
	T	18-9	21-9	15-11	18-9	18-10	16-8	59-29	47-27	106-56
1999	H	7-4	10-6	7-5	8-4	11-1	11-4	29-17	27-8	56-25
	A	8-3	6-7	9-6	8-8	10-6	8-5	26-17	21-17	47-34
	T	15-7	16-13	16-11	16-12	21-7	19-9	55-34	48-25	103-59
2000	H	13-2	6-3	8-7	8-5	7-7	9-6	28-15	23-15	51-30
	A	5-4	11-7	5-8	9-4	7-8	7-6	24-21	20-16	44-37
	T	18-6	17-10	13-15	17-9	14-15	16-12	52-36	43-31	95-67
2001	H	5-4	11-7	4-6	8-8	5-12	7-4	22-19	18-22	40-41
	A	7-10	3-5	15-3	7-3	7-4	9-8	27-19	21-14	48-33
	T	12-14	14-12	19-9	15-11	12-16	16-12	49-38	39-36	88-74

FRONT OFFICE

MANAGER & STAFF

PLAYER BIOS

SEASON IN REVIEW

PLAYER DEVELOPMENT

BRAVES HISTORY

OPPONENTS

MISCELLANEOUS

ATLANTA BRAVES MONTHLY RECORDS

FRONT OFFICE

MANAGER & STAFF

PLAYER BIOS

SEASON IN REVIEW

PLAYER DEVELOPMENT

BRAVES HISTORY

OPPONENTS

MISCELLANEOUS

Year		March/April W-L	May W-L	June W-L	July W-L	August W-L	Sept/Oct W-L	Pre All-Star W-L	Post All-Star W-L	Totals
2002	H	8-8	8-5	10-2	10-4	7-3-1	9-6	31-17	21-11-1	52-28-1
	A	4-7	10-5	11-3	8-4	9-8	7-4	25-15	24-16	49-31
	T	12-15	18-10	21-5	18-8	16-11-1	16-10	56-32	45-27-1	101-59-1
2003	H	10-6	9-3	8-3	11-4	8-5	9-5	30-13	25-13	55-26
	A	7-4	11-5	6-8	9-4	8-7	5-7	31-19	15-16	46-35
	T	17-10	20-8	14-11	20-8	16-12	14-12	61-32	40-29	101-61
2004	H	6-3	6-7	7-8	10-4	10-4	10-6	22-19	27-13	49-32
	A	5-7	8-8	5-7	10-2	10-4	9-6	23-23	24-11	47-34
	T	11-10	14-15	12-15	20-6	20-8	19-12	45-42	51-24	96-66
2005	H	7-4	10-3	7-5	11-2	7-9	11-5	29-14	24-14	53-28
	A	7-6	4-10	8-8	7-6	7-5	4-9	21-25	16-19	37-44
	T	14-10	14-13	15-13	18-8	14-14	15-14	50-39	40-33	90-72
2006	H	4-5	9-3	2-12	7-8	8-7	10-6	21-23	19-18	40-41
	A	6-9	9-8	4-9	7-2	7-6	6-8	19-26	20-16	39-42
	T	10-14	18-11	6-21	14-10	15-13	16-14	40-49	39-34	79-83
2007	H	7-4	8-7	7-10	6-5	6-6	10-5	22-21	22-16	44-37
	A	9-5	6-7	6-5	7-8	7-9	5-7	25-21	15-20	40-41
	T	16-9	14-14	13-15	13-13	13-15	15-12	47-42	37-36	84-78
2008	H	8-4	14-3	6-7	4-9	4-9	7-6	30-18	13-20	43-38
	A	4-11	3-9	5-9	6-6	5-11	6-6	15-32	14-20	29-52
	T	12-15	17-12	11-16	10-15	9-20	13-12	45-50	27-40	72-90
2009	H	4-5	7-7	8-9	8-3	8-6	5-11	21-21	19-20	40-41
	A	6-6	8-7	3-6	8-8	9-5	12-3	22-24	24-11	46-35
	T	10-11	15-14	11-15	16-11	17-11	17-14	43-45	43-31	86-76
2010	H	6-4	11-2	11-3	6-4	14-5	8-7	30-10	26-15	56-25
	A	3-10	9-6	6-8	7-7	4-6	6-9	23-26	13-20	35-46
	T	9-14	20-8	17-11	13-11	18-11	14-16	53-36	39-35	91-71
2011	H	4-7	12-6	6-4	13-5	8-4	5-8	28-18	19-16	47-34
	A	8-9	5-5	11-5	5-6	9-5	4-10	26-20	16-19	42-39
	T	12-15	17-11	17-9	16-11	17-9	9-18	54-38	35-35	89-73
2012	H	7-3	5-8	6-8	11-5	7-6	12-3	20-22	28-11	48-33
	A	7-6	9-7	7-4	7-3	8-8	8-7	26-17	20-18	46-35
	T	14-9	14-15	13-12	18-8	15-14	20-10	46-39	48-29	94-68
2013	H	8-2	8-5	12-4	9-4	12-3	7-7	31-15	25-10	56-25
	A	9-7	7-8	4-8	6-7	8-4	6-7	23-26	17-15	40-41
	T	17-9	15-13	16-12	15-11	20-7	13-14	54-41	42-25	96-66
2014	H	9-3	9-9	3-6	10-6	8-5	3-10	25-19	17-20	42-39
	A	8-6	4-7	12-7	3-7	6-9	4-8	27-24	10-20	37-44
	T	17-9	13-16	15-13	13-13	14-14	7-18	52-43	27-40	79-83
2015	H	4-6	8-4	7-6	7-4	7-10	9-9	23-17	19-22	42-39
	A	6-6	7-9	4-10	3-12	1-10	4-9	19-30	6-26	25-56
	T	10-12	15-13	11-16	10-16	8-20	13-18	42-47	25-48	67-95
2016	H	1-12	4-10	7-10	4-6	5-6	10-6	13-34	18-16	31-50
	A	4-6	6-8	5-6	6-10	8-9	8-4	18-24	19-19	37-43
	T	5-18	10-18	12-16	10-16	13-15	18-10	31-58	37-35	68-93
2017	H	4-3	6-9	10-8	3-5	6-11	8-8	20-22	17-22	37-44
	A	6-10	6-7	6-4	7-10	5-6	5-9	22-23	13-23	35-46
	T	10-13	12-16	16-12	10-15	11-17	13-17	42-45	30-45	72-90
2018	H	8-4	6-7	9-6	5-6	7-8	8-7	25-20	18-18	43-38
	A	8-7	11-5	5-5	5-7	10-5	8-5	27-22	20-12	47-34

ATLANTA BRAVES YEAR-BY-YEAR ATTENDANCE

Year	HOME			ROAD		
	Attendance	Dates	Average	Attendance	Dates	Average
1966	1,539,801	76	20,260	1,398,368	77	18,160
1967	1,389,222	80	17,365	1,226,510	72	17,035
1968	1,126,540	80	14,081	1,121,620	72	15,578
1969	1,458,320	74	19,707	1,346,487	74	18,196
1970	1,078,848	74	14,579	1,352,365	74	18,275
1971	1,006,320	76	13,241	1,456,512	75	19,420
1972	752,973	68	11,073	1,396,486	71	19,669
1973	800,655	68	11,774	1,546,201	77	20,081
1974	981,085	75	13,081	1,685,587	76	22,179
1975	534,672	73	7,324	1,375,545	77	17,862
1976	818,179	71	11,524	1,197,982	75	15,973
1977	872,464	80	10,906	1,383,686	76	18,206
1978	904,494	75	12,060	1,594,956	76	20,986
1979	769,465	75	10,260	1,636,611	76	21,534
1980	1,048,411	77	13,616	1,544,747	78	19,804
1981*	535,418	49	10,297	1,152,852	56	20,587
1982	1,801,985	78	23,102	1,985,595	79	25,134
1983	2,119,935	77	27,532	1,855,533	78	23,789
1984	1,724,892	79	21,834	1,635,406	77	21,239
1985	1,350,137	79	17,090	1,658,044	79	20,988
1986	1,387,181	80	17,340	1,840,076	79	23,292
1987	1,217,402	80	15,218	1,911,559	79	24,197
1988	848,089	76	11,159	1,819,007	77	23,623
1989	984,930	77	12,791	1,936,802	78	24,831
1990	980,129	76	12,896	1,854,478	78	23,775
1991	2,140,217	79	27,091	1,927,285	80	24,091
1992	3,077,400	80	38,468	2,130,793	79	26,972
1993	3,884,720#	81	47,960	2,944,157	81	36,348
1994*	2,539,240	54	47,023	2,201,468	57	38,622
1995*	2,561,831	72	35,581	2,021,878	72	28,082
1996	2,901,242	81	35,818	2,417,089	81	30,596
1997	3,464,488	81	42,771	2,353,270	80	29,416
1998	3,361,350	81	41,498	2,699,383	81	33,326
1999	3,284,897	81	40,554	2,479,058	81	30,988
2000	3,234,301	81	39,930	2,533,903	81	31,674
2001	2,823,494	81	34,858	2,303,545	80	28,794
2002	2,603,482	81	32,142	2,121,286	79	26,852
2003	2,401,084	79	30,393	2,293,054	81	28,309
2004	2,322,565	79	29,400	2,400,007	80	30,000
2005	2,521,527	80	31,519	2,653,372	81	32,758
2006	2,550,524	80	31,882	2,412,534	79	30,538
2007	2,745,210	81	33,891	2,739,674	81	33,823
2008	2,532,834	81	31,270	2,694,281	79	34,105
2009	2,373,631	81	29,304	2,560,615	81	31,613
2010	2,510,119	81	30,989	2,527,550	81	31,204
2011	2,372,940	79	30,037	2,487,412	80	31,093
2012	2,420,171	81	29,879	2,586,832	81	31,936
2013	2,548,679	81	31,465	2,498,497	81	30,846
2014	2,354,305	81	29,065	2,495,133	81	25,025
2015	2,001,392	80	25,017	2,405,662	81	29,700
2016	2,020,914	81	24,950	2,242,131	80	28,027
2017	2,505,252	81	30,929	2,309,180	79	29,230
2018	2,555,781	81	31,553	2,253,950	81	27,827
Totals	102,645,137	4,093	25,078	106,606,014	4,105	25,970

Note: Since 1993, totals are tickets sold;

* Strike Season;

Franchise record

BRAVES ATTENDANCE RECORDS

TEN LARGEST ATLANTA REGULAR-SEASON HOME CROWDS

Date	Attendance	Opponent	Score
1. October 2, 2010	54,296xC	Philadelphia Phillies	0-7
2. July 21, 2007	53,953x	St. Louis Cardinals	14-6
3. July 28, 2006	53,943x	New York Mets	4-6
4. April 8, 1974	53,775*	Los Angeles Dodgers	7-4
5. April 5, 2010	53,081x	Chicago Cubs	16-5
6. October 3, 2010	52,613x	Philadelphia Phillies	8-7
7. July 4, 2005	52,274x	Chicago Cubs	4-0
8. August 9, 1966	52,270*	Los Angeles Dodgers	2-1
9. September 28, 2012	51,910x	New York Mets	1-3
10. July 3, 2004	51,831x	Boston Red Sox	1-6

x-Tickets Sold; *-at Fulton County Stadium; C-"Bobby Cox" Day

TEN SMALLEST ATLANTA REGULAR-SEASON HOME CROWDS

Date	Attendance	Opponent	Score
1. Sept. 8, 1975	737	Houston	6-9
2. Sept. 6, 1977	877	San Francisco	2-12
3. Sept. 14, 1976	970	Houston	3-4, 4-3
4. Sept. 24, 1974	1,045	San Francisco	7-6
5. Sept. 4, 1975	1,062	San Diego	2-1
6. Sept. 3, 1975	1,119	San Diego	9-10
7. Sept. 15, 1976	1,145	Houston	3-4
8. Sept. 5, 1978	1,192	San Diego	8-1
9. Sept. 28, 1976	1,306	San Francisco	1-4
10. Sept. 17, 1973	1,362	San Diego	7-0

HIGHEST BRAVES HOME ATTENDANCE VS. ALL CLUBS

Club	Date	Attendance	Score	Club	Date	Attendance	Score
Arizona	7/16/2003	49,127x	10-6	Baltimore	7/14/2001	50,069x	1-4
Chicago (NL)	4/5/2010	53,081x	16-5	Boston	7/3/2004	51,831x	1-6
Cincinnati	7/4/1977	50,595	5-4	Chicago (AL)	6/22/2002	47,276x	15-2
Colorado	8/4/2007	50,647x	6-4	Cleveland	6/19/2004	41,987x	4-0
Florida/Miami	9/24/2005	51,775x	6-1	Detroit	10/2/2016	51,220x	1-0
Houston	5/24/1994	49,402x	0-8	Kansas City	6/19/2010	39,109x	5-4
Los Angeles	4/8/1974	53,775	7-4	Los Angeles (AL)	6/14/2014	48,559x	6-11 (13)
Milwaukee	4/13/2012	50,635x	10-8	Minnesota	5/21/2013	28,663x	5-4 (10)
Mon./Wash.	7/27/1994	49,333x	4-1	New York (AL)	8/29/2015	49,243	1-3
New York (NL)	7/28/2006	53,943x	5-2	Oakland	8/16/2014	40,760x	4-3
Philadelphia	10/2/2010	54,296x	0-7	Seattle	6/21/08	47,158x	5-4
Pittsburgh	4/12/1966	50,671	2-3	Tampa Bay	6/7/1999	36,731x	9-5
St. Louis	7/21/2007	53,953x	14-6	Texas	6/18/2011	44,600x	4-5 (10)
San Diego	5/20/2000	49,653x	10-6	Toronto	6/27/1998	48,338x	2-0
San Francisco	6/22/1996	49,365x	6-0				

x-Tickets Sold

ATLANTA DETAILED ATTENDANCE HIGHS

Category	Date	Attendance	Opponent	Score
Season	1993	3,884,720*x	----	----
Game (SunTrust Park)	August 18, 2018	42,143	Colorado	3-5 (10)
Game (Turner Field)	October 2, 2010	54,296x	Philadelphia	0-7
Game (Atlanta-Fulton County)	April 8, 1974	53,775	Los Angeles	7-4
Day Game	October 2, 2010	54,296x	Philadelphia	0-7
Night Game	July 21, 2007	53,953x	St. Louis	14-6
Day Doubleheader	July 18, 1971	46,489	San Francisco	4-5, 4-2
Tw-Night Doubleheader	July 4, 1972	50,597	Chicago Cubs	5-3, 3-3
Opening Day	April 5, 2010	53,081x	Chicago Cubs	16-5
Opening Night	April 8, 1974	53,775	Los Angeles	7-4
Four-Game Series	July 18-21, 1997	196,211x	Los Angeles	----
Three-Game Series	October 1-3, 2010	158,048x	Philadelphia	----
Two-Game Series	June 24-25, 1998	98,032x	New York (A)	----
World Series Game	Oct. 23 & 24, 1996	51,881x	New York (A)	6-8, 0-1
Championship Series Game	Oct. 10, 1982	52,173	St. Louis	2-6
Division Series Game	October 5, 2003	54,357x	Chicago	1-5
Wild Card Game	October 5, 2012	52,631x	St. Louis	3-6
All-Star Game	July 25, 1972	53,107	----	NL 4, AL 3
vs. One Club, Season	1983	409,137#	Los Angeles	----
Memorial Day	May 31, 1993	45,850x	San Diego	2-1
Independence Day	July 4, 2005	52,274x	Chicago Cubs	4-0
Labor Day	September 6, 1999	41,678	St. Louis	4-1
Weeknight	April 8, 1974, (Monday)	53,775	Los Angeles	7-4
Saturday	October 2, 2010	54,296x	Philadelphia	0-7
Sunday	October 3, 2010	52,613x	Philadelphia	8-7

* 81 dates; # 9 dates; x Tickets Sold



A sold-out Turner Field.

ATLANTA-FULTON COUNTY STADIUM (1966-96)

Atlanta-Fulton County Stadium was home to the Braves from the 1966 season through the 1996 season. The club broke ground on April 15, 1964, and the first game was played on April 9, 1965, when Milwaukee defeated Detroit, 6-3, in an exhibition game before the 1965 regular season. The first regular-season game was played April 12, 1966, vs. Pittsburgh, and the final regular-season contest was played September 23, 1996, vs. Montreal. The final game took place on October 24, 1996, when New York defeated Atlanta, 1-0, in Game 5 of the World Series. The approximate cost of the stadium was \$18 million. The park was completed in 20 months, eight for design and 12 for construction. The architects were two Atlanta firms: Heery and Heery and Finch, Alexander, Barnes, Rothschild and Paschal. The general contractor was the Thompson and Street Company of Charlotte, NC, and Atlanta. The stadium dimensions were 330' down each line, 402' in centerfield and 385' to the power alleys. The stadium wall was 10' and the ballpark had a capacity of 52,769 for baseball. The stadium was also used by the NFL's Atlanta Falcons until the club moved into the Georgia Dome in 1992 and was used as the baseball venue for the 1996 Olympic Games.

FULTON HOME RUNS

UPPER LEVEL HOMERS

Date	Player, Club	Pitcher, Club
6/10/69	Willie Smith, CHI	Ron Reed, ATL
6/22/69	Willie McCovey, SF	Gary Neibauer, ATL
4/13/70	Hank Aaron, ATL	Frank Reberger, SF
9/10/71	Earl Williams, ATL	Gaylord Perry, SF

CLUB LEVEL HOMERS

6/20/66	Joe Torre, ATL	Chris Short, PHI
9/7/68	Jim Wynn, HOU	Phil Niekro, ATL
9/11/69	Willie McCovey, SF	Ron Reed, ATL
8/21/73	Mike Lum, ATL	Rick Wise, PHI
8/20/80	Cliff Johnson, CHI	Larry McWilliams, ATL
8/30/90	Ron Gant, ATL	Omar Olivares, STL
7/29/92	Jeff Bagwell, HOU	Tom Glavine, ATL
5/10/94	Pete Incaviglia, PHI	Steve Bedrosian, ATL
8/10/96	Fred McGriff, ATL	Curtis Leskanic, COL

ATLANTA-FULTON COUNTY STADIUM FIRSTS

Ground Breaking: April 15, 1964

Construction Finished: April 9, 1965

First Game: April 12, 1966

First Batter: Matty Alou, Pittsburgh

First Hit: Gene Alley, Pittsburgh

First Home Run: Joe Torre, Atlanta

First Braves Batter: Felipe Alou

First Hit by a Brave: Rico Carty

First Braves Stolen Base: Hank Aaron

First Braves Error: Denis Menke

ATLANTA-FULTON COUNTY STADIUM LASTS*

Last Game: September 23, 1996
Atlanta 3 - Montreal 1

Attendance: 49,083 TOG: 2:22

Last Batter: Moises Alou, Montreal

Last Hit: David Segui, Montreal

Last Hit by a Brave: Ryan Klesko

Last Stolen Base: Luis Polonia, Atlanta

Last Braves Error: Jermaine Dye, 9/22/96

Last HR by a Brave: Marquis Grissom, 9/22/96

Winning Pitcher: Greg Maddux


*Last regular-season game



A look down at Atlanta-Fulton County Stadium. Photo by Joe Sebo

TURNER FIELD (1997–2016)

Originally built to serve as the heart of the 1996 Summer Olympics, Turner Field became the home of the Braves in 1997. The team played there through the 2016 season, going 951-667 (.588) in the regular season at the park, while winning 10 NL East titles. The park sits between Ralph David Abernathy Boulevard to the north, Hank Aaron Drive to the east, Bill Lucas Drive to the south and Pollard Boulevard to the west. The \$209-million stadium began construction in 1993 and opened three years later as Centennial Olympic Stadium. The 85,000-seat structure served as the centerpiece of the 1996 Summer Olympics, housing the opening and closing ceremonies, along with track and field events. After the completion of the Paralympic Games in August, the stadium was retrofitted into a baseball only, open-air, natural grass facility over the course of seven months from September until April of 1997. Much of the north end of the stadium was taken out to install the outfield walls, while Entry Plaza, the main entrance to Turner Field, was built after 35,000 seats and part of the track-and-field complex were removed. The Braves played their first game at Turner Field on April 4, 1997, beating the Chicago Cubs, 5-4. The club drew 3,464,488 fans in their first season, the second-highest single-season total in franchise history. Over their 20 seasons at the ballpark, the Braves welcomed 52,439,513 regular season fans to Turner Field, while surpassing two million fans in every year. The Braves beat the Detroit Tigers, 1-0, in Turner Field's final game on October 2, 2016. The club moved their offices out of the ballpark in December of that year, with Georgia State University taking control after purchasing the stadium for \$22.8 million.



TURNER FIELD FIRSTS

First Game: April 4, 1997 vs. Chicago Cubs
Attendance: 45,044 (first sellout)
TOG: 2:54 **Score:** 5-4, Braves
WP: Brad Clontz **LP:** Terry Adams
Save: Mark Wohlers
First Pitch: by Denny Neagle, 7:47 p.m.
First Batter: Brian McRae, Chicago
First Braves Batter: Kenny Lofton
First Hit: Chipper Jones (single)
First Double: Javy Lopez
First Triple: Brian McRae, Chicago
First Home Run: Michael Tucker
First RBI: Michael Tucker
First Run Scored: Michael Tucker
First Braves Stolen Base: Chipper Jones
First Braves Error: Fred McGriff
First Strikeout: Mark Lemke
First Walk: Chipper Jones
First Intentional Walk: Sammy Sosa, Chicago

TURNER FIELD LASTS

Last Game: October 2, 2016 vs. Detroit Tigers
Attendance: 51,220 (last sellout)
TOG: 2:47 **Score:** 1-0, Braves
WP: Julio Teheran **LP:** Justin Verlander
Save: Jim Johnson
Last Pitch: by Jim Johnson, 6:00 p.m.
Last Batter: Justin Upton, Detroit (strikeout)
Last Braves Batter: Freddie Freeman (strikeout)
Last Hit: Miguel Cabrera, Detroit (single)
Last Braves Hit: Adonis Garcia (single)
Last Double: Jose Iglesias, Detroit
Last Triple: Rio Ruiz (September 28)
Last Home Run: Justin Upton, Detroit (October 1)
Last RBI: Freddie Freeman
Last Run Scored: Ender Inciarte
Last Stolen Base: Adonis Garcia
Last Error: James McCann, Detroit
Last Strikeout: Justin Upton
Last Walk: Nick Markakis
Last Intentional Walk: Nick Markakis

ATLANTA BRAVES OPENING DAY RESULTS

FULTON COUNTY STADIUM ERA

Year	Date	Home/ Away	Opponent	Result	Pitchers of Record	
					Braves	Opponent
1966	4/12	H	Pittsburgh	L, 2-3 (13)	Cloninger	Schwall
1967	4/11	A	Houston	L, 1-6	Kelley	Cuellar
	4/13	H*	San Francisco	L, 0-2	Cloninger	Perry
1968	4/10	A	St. Louis	L, 1-2	Jarvis	Washburn
	4/12	H*	Cincinnati	W, 4-3	Niekro	Tsitouris
1969	4/7	H	San Francisco	W, 5-4	Stone	Linzy
1970	4/7	A	San Diego	L, 3-8	Niekro	Dobson
	4/13	H*	San Francisco	W, 9-3	Jarvis	Reberger
1971	4/5	A	Cincinnati	W, 7-4	Upshaw	Granger
	4/9	H*	Pittsburgh	L, 2-8	Jarvis	Moose
1972	4/15	A	San Diego	L, 5-6	Niekro	Kirby
	4/17	H*	Los Angeles	L, 3-8	Stone	Singer
1973	4/6	H	Houston	L, 1-2 (13)	Upshaw	Gladding
1974	4/4	A	Cincinnati	L, 6-7 (11)	Capra	C. Carroll
	4/8	H*	Los Angeles	W, 7-4	Reed	Downing
1975	4/7	A	Houston	L, 2-6	Niekro	Dierker
	4/15	H*	Houston	W, 6-1	Niekro	Richard
1976	4/9	A	San Diego	L, 2-8	Morton	Jones
	4/13	H*	Cincinnati	L, 1-6	Torrealba	Norman
1977	4/8	A	Houston	L, 2-3 (11)	Johnson	Forsch
	4/15	H*	Houston	W, 4-3	Ruthven	Lemongello
1978	4/7	H	Los Angeles	L, 4-13	Niekro	Sutton
1979	4/6	A	Houston	L, 1-2	Niekro	Richard
	4/9	H*	Cincinnati	L, 4-9	M. Mahler	Seaver
1980	4/9	A	Cincinnati	L, 0-9	Niekro	Pastore
	4/17	H*	Cincinnati	L, 1-4	Niekro	Pastore
1981	4/10	H	Cincinnati	W, 5-3	Garber	Soto
1982	4/6	A	San Diego	W, 1-0	R. Mahler	Eichelberger
	4/9	H*	Houston	W, 6-2	Boggs	Sutton
1983	4/4	A	Cincinnati	L, 4-5	Bedrosian	Soto
	4/8	H*	San Diego	W, 4-2	Bedrosian	Chiffer
1984	4/3	H	Philadelphia	L, 0-5	Barker	Carlton
1985	4/9	A	Philadelphia	W, 6-0	R. Mahler	Carlton
	4/12	H*	San Diego	L, 3-7	Camp	Hawkins
1986	4/8	H	Montreal	W, 6-0	R. Mahler	B. Smith
1987	4/7	H	Philadelphia	W, 6-0	R. Mahler	Rawley
1988	4/5	H	Chicago	L, 9-10 (13)	Acker	Bielecki
1989	4/4	A	Houston	L, 3-10	Z. Smith	Scott
	4/7	H	Los Angeles	W, 6-1	Glavine	Valenzuela
1990	4/11	H	San Francisco	L, 0-8	Glavine	Reuschel
1991	4/10	H	Los Angeles	L, 4-6	Smoltz	Belcher
1992	4/7	A	Houston	W, 2-0	Glavine	Harnisch
	4/9	H*	San Francisco	L, 4-11	Leibrandt	Burba
1993	4/5	A	Chicago	W, 1-0	Maddux	Morgan
	4/8	H*	Los Angeles	W, 6-1	Glavine	Candiotti
1994	4/4	A	San Diego	W, 4-1	Maddux	Benes
	4/12	H*	San Francisco	L, 5-7	Smoltz	Frey
1995	4/26	H	San Francisco	W, 12-5	Maddux	Mulholland
1996	4/1	H	San Francisco	W, 10-8	Maddux	Leiter

TURNER FIELD ERA

Year	Date	Home/ Away	Opponent	Result	Pitchers of Record	
					Braves	Opponent
1997	4/1	A	Houston	L, 1-2	Smoltz	Reynolds
	4/4	H**	Chicago	W, 5-4	Clontz	Adams
1998	3/31	H	Milwaukee	W, 2-1	Ligtenberg	Wickman
1999	4/5	H	Philadelphia	L, 4-7	Glavine	Schilling
2000	4/3	H	Colorado	W, 2-0	Maddux	Astacio
2001	4/2	A	Cincinnati	W, 10-4	Valdes	Reyes
	4/3	H*	New York	L, 4-6 (10)	Ligtenberg	Cook
2002	4/1	H	Philadelphia	W, 7-2	Glavine	Person
2003	3/31	H	Montreal	L, 2-10	Maddux	Armas
2004	4/6	H	New York	L, 2-7	Ortiz	Glavine
2005	4/5	A	Florida	L, 0-9	Smoltz	Beckett
	4/8	H*	New York	W, 3-1	Thomson	Zambrano
2006	4/3	A	Los Angeles	W, 11-10	Villarreal	Lowe
	4/10	H*	Philadelphia	W, 5-3	Villarreal	Franklin
2007	4/2	A	Philadelphia	W, 5-3 (10)	Wickman	Madson
	4/6	H*	New York	L, 1-11	Redman	Pérez
2008	3/30	A***	Washington	L, 2-3	Rauch	Moylan
	3/31	H*	Pittsburgh	L, 11-12 (12)	Osoria	Boyer
2009	4/5	A	Philadelphia	W, 4-1	Lowe	Myers
	4/10	H*	Washington	W, 6-5 (10)	Campillo	Beimel
2010	4/5	H	Chicago	W, 16-5	Lowe	Zambrano
	3/31	A	Washington	W, 2-0	Lowe	Hernandez
2011	4/8	H*	Philadelphia	W, 6-3	Hudson	Lee
	4/5	A	New York	L, 0-1	Santana	Hanson
2012	4/13	H*	Milwaukee	W, 10-8	Venters	F. Rodriguez
	4/1	H	Philadelphia	W, 7-5	Avilan	Hamels
2014	3/31	A	Milwaukee	L, 0-2	Teheran	Gallardo
	4/8	H*	New York	L, 0-4	Harang	Colon
2015	4/6	A	Miami	W, 2-1	Teheran	Alvarez
	4/10	H*	New York	W, 5-3	Johnson	Montero
2016	4/4	H*	Atlanta	L, 4-3 (10)	Treinen	O'Flaherty

*Home opener;

First regular-season game played at Turner Field; *First regular-season game played at Nationals Park

SUNTRUST PARK ERA

Year	Date	Home/ Away	Opponent	Result	Pitchers of Record	
					Braves	Opponent
2017	4/3	A	New York (NL)	L, 0-6	Krol	Robles
	4/14	H****	San Diego	W, 5-2	Teheran	Chacin
2018	3/29	H	Philadelphia	W, 8-5	Vizcaino	Neris

****First regular-season game at SunTrust Park

A view of SunTrust Park and the Battery Atlanta

ATLANTA'S OPENING DAY LINEUPS

1966

Alou, cf
Mathews, 3b
Aaron, rf
Carty, lf
Torre, c
Menke, ss
Thomas, 1b
Bolling, 2b
Cloninger, p

1973

Garr, lf
Gilbreath, 3b
Aaron, rf
Baker, cf
Evans, 1b
Johnson, 2b
Oates, c
Pérez, ss
Gentry, p

1980

Miller, cf
Royster, 2b
Mathews, rf
Horner, 3b
Chambliss, 1b
Murphy, lf
Pocoroba, c
Gomez, ss
Niekro, p

1987

James, cf
Thomas, ss
Roenicke, 1b
Murphy, rf
Griffey, lf
Virgil, c
Oberkfell, 3b
Hubbard, 2b
Mahler, p

1994

Sanders, cf
Blauser, ss
Klesko, lf
McGriff, 1b
Justice, rf
Pendleton, 3b
Lopez, c
Lemke, 2b
Maddux, p

2001

Furcal, ss
Veras, 2b
A. Jones, cf
C. Jones, 3b
Surhoff, lf
Jordan, rf
Lopez, c
Brogna, 1b
Burkett, p

1967

Menke, ss
Alou, 1b
Aaron, rf
Torre, c
Carty, lf
Jones, cf
Boyer, 3b
Woodward, 2b
Lemaster, p

1974

Garr, rf
Lum, 1b
Evans, 3b
Aaron, lf
Baker, cf
Johnson, 2b
Oates, c
Robinson, ss
Morton, p

1981

Washington, rf
Hubbard, 2b
Horner, 3b
Chambliss, 1b
Murphy, cf
Linares, lf
Benedict, c
Ramirez, ss
Boggs, p

1988

James, cf
Garcia, 2b
Perry, 1b
Murphy, rf
Griffey, lf
Virgil, c
Oberkfell, 3b
Thomas, ss
Mahler, p

1995

Grissom, cf
Blauser, ss
Jones, 3b
McGriff, 1b
Justice, rf
Lopez, c
Kelly, lf
Lemke, 2b
Maddux, p

2002

Furcal, ss
A. Jones, cf
C. Jones, lf
Sheffield, rf
Castilla, 3b
Surhoff, 1b
Lopez, c
Giles, 2b
Glavine, p

1968

Alou, cf
Jackson, ss
Aaron, rf
Torre, c
Boyer, 3b
Johnson, 1b
Lum, lf
Millan, 2b
Jarvis, p

1975

Garr, rf
Pérez, 2b
Evans, 3b
Lum, 1b
Baker, lf
Office, cf
Correll, c
Blanks, ss
Niekro, p

1982

Butler, cf
Hubbard, 2b
Washington, rf
Horner, 3b
Murphy, lf
Chambliss, 1b
Benedict, c
Ramirez, ss
Mahler, p

1989

L. Smith, lf
Gregg, rf
Perry, 1b
Murphy, cf
Davis, c
Gant, 3b
Thomas, ss
Blauser, 2b
Z. Smith, p

1996

Grissom, cf
Blauser, ss
Justice, rf
McGriff, 1b
Klesko, lf
Lopez, c
Lemke, 2b
Mordecai, 3b
Maddux, p

2003

Furcal, ss
Fick, 1b
Sheffield, rf
C. Jones, lf
A. Jones, cf
Giles, 2b
Castilla, 3b
Blanco, c
Maddux, p

1969

Alou, cf
Millan, 2b
Aaron, rf
Cepeda, 1b
Francona, lf
Boyer, 3b
Tillman, c
Jackson, ss
Jarvis, p

1976

Office, cf
Royster, 3b
Evans, 1b
Wynn, lf
Paciorek, rf
Lacy, 2b
Pocoroba, c
Chaney, ss
Morton, p

1983

Butler, cf
Ramirez, ss
Washington, rf
Murphy, lf
Murphy, lf
Horner, 3b
Chambliss, 1b
Hubbard, 2b
Benedict, c
Niekro, p

1990

McDowell, cf
Treadway, 2b
Gregg, lf
Esasky, 1b
Murphy, rf
Whitt, c
Presley, 3b
Blauser, ss
Glavine, p

1997

Lofton, cf
Lemke, 2b
C. Jones, 3b
McGriff, 1b
Klesko, lf
Tucker, rf
Lopez, c
Blauser, ss
Smoltz, p

2004

Furcal, ss
Giles, 2b
C. Jones, lf
A. Jones, cf
Drew, rf
Franco, 1b
Estrada, c
DeRosa, 3b
Ortiz, p

1970

Jackson, ss
Millan, 2b
Aaron, rf
Carty, lf
Cepeda, 1b
Gonzales, cf
Boyer, 3b
Didier, c
Niekro, p

1977

Office, cf
Royster, 3b
Montanez, 1b
Burroughs, rf
Mathews, lf
Pocoroba, c
Gilbreath, 2b
Rockett, ss
Messersmith, p

1984

Washington, rf
Royster, lf
Murphy, cf
Horner, 3b
Watson, 1b
Ramirez, ss
Hubbard, 2b
Benedict, c
Barker, p

1991

Sanders, lf
Treadway, 2b
Gant, cf
Justice, rf
Bream, 1b
Pendleton, 3b
Heath, c
Belliard, ss
Smoltz, p

1998

Weiss, ss
Graffanino, 2b
C. Jones, 3b
Galarraga, 1b
Klesko, lf
Tucker, rf
E. Pérez, c
A. Jones, cf
Maddux, p

2005

Furcal, ss
Giles, 2b
C. Jones, 3b
A. Jones, cf
LaRoche, 1b
Estrada, c
Mondesi, rf
Jordan, lf
Smoltz, p

1971

Jackson, cf
Garr, lf
Aaron, rf
Cepeda, 1b
King, c
Millan, 2b
Boyer, 3b
Pérez, ss
Niekro, p

1978

Royster, 2b
Office, cf
Mathews, rf
Burroughs, lf
Pocoroba, c
Murphy, 1b
Bonnell, 3b
Rockett, ss
Niekro, p

1985

Ramirez, ss
Harper, rf
Komminsk, lf
Murphy, cf
Horner, 3b
Chambliss, 1b
Cerone, c
Hubbard, 2b
Mahler, p

1992

Sanders, cf
Pendleton, 3b
Gant, lf
Justice, rf
Bream, 1b
Blauser, 2b
Olson, c
Belliard, ss
Glavine, p

1999

Nixon, lf
Boone, 2b
C. Jones, 3b
Jordan, rf
Lopez, c
Klesko, 1b
A. Jones, cf
Weiss, ss
Glavine, p

2006

Giles, 2b
Renteria, ss
C. Jones, 3b
A. Jones, cf
LaRoche, 1b
Francoeur, rf
McCann, c
Langerhans, lf
Hudson, p

1972

Millan, 2b
Garr, lf
Aaron, rf
Cepeda, 1b
Williams, c
Lum, cf
Evans, 3b
Pérez, ss
Niekro, p

1979

Bonnell, cf
Mathews, rf
Horner, 3b
Burroughs, lf
Lum, 1b
Murphy, c
Hubbard, 2b
Frias, ss
Niekro, p

1986

Washington, rf
Ramirez, ss
Murphy, cf
Horner, 1b
Harper, lf
Virgil, c
Oberkfell, 3b
Hubbard, 2b
Mahler, p

1993

Nixon, cf
Blauser, ss
Gant, lf
Pendleton, 3b
Justice, rf
Bream, 1b
Berryhill, c
Lemke, 2b
Maddux, p

2000

Veras, 2b
Sanders, lf
C. Jones, 3b
Jordan, rf
Galarraga, 1b
A. Jones, cf
Pérez, c
Weiss, ss
Maddux, p

2007

Johnson, 2b
Renteria, ss
C. Jones, 3b
A. Jones, cf
McCann, c
Francoeur, rf
Thorman, 1b
Langerhans, lf
Smoltz, p

ATLANTA'S OPENING DAY LINEUPS

2008

Johnson, 2b
Escobar, ss
C. Jones, 3b
Teixeira, 1b
Francoeur, rf
McCann, c
Diaz, lf
Kotsay, cf
Hudson, p

2015

Young, Jr., cf
Peterson, 2b
Markakis, rf
Freeman, 1b
Bethancourt, c
K. Johnson, lf
Callaspo, 3b
Simmons, ss
Teheran, p

2009

Johnson, 2b
Escobar, ss
C. Jones, 3b
McCann, c
Anderson, lf
Francoeur, rf
Kotchman, 1b
Schafer, cf
Lowe, p

2016

Inciarte, cf
Aybar, ss
Freeman, 1b
Garcia, 3b
Markakis, rf
Olivera, lf
Pierzynski, c
Peterson, 2b
Teheran, p

2010

Cabrera, lf
Prado, 2b
C. Jones, 3b
McCann, c
Glaus, 1b
Escobar, ss
Heyward, rf
McLouth, cf
Lowe, p

2017

Inciarte, cf
Swanson, ss
Freeman, 1b
Kemp, lf
Markakis, rf
Phillips, 2b
Garcia, 3b
Flowers, c
Teheran, p

2011

Prado, lf
McLouth, cf
Jones, 3b
McCann, c
Uggl, 2b
Heyward, rf
Gonzalez, ss
Freeman, 1b
Lowe, p

2018

Inciarte, cf
Albies, 2b
Freeman, 1b
Markakis, rf
Flowers, c
Tucker, lf
Swanson, ss
Flaherty, 3b
Teheran, p

2012

Bourn, cf
Prado, 3b
McCann, c
Uggl, 2b
Freeman, 1b
Diaz, lf
Heyward, rf
Pastornicky, ss
Hanson, p

2013

Simmons, ss
Heyward, rf
J. Upton, lf
Freeman, 1b
B. Upton, cf
Uggl, 2b
C. Johnson, 3b
Laird, c
Hudson, p

2014

Heyward, rf
B. Upton, cf
Freeman, 1b
C. Johnson, 3b
J. Upton, lf
Uggl, 2b
Gattis, c
Simmons, ss
Teheran, p



Freddie Freeman started eight consecutive Opening Days for the Braves from 2011 to 2018, setting the Atlanta franchise record for a first baseman.

ATLANTA'S OPENING DAY RECORDS

HOME RUNS

The Braves have hit 57 home runs on Opening Day since the club moved to Atlanta in 1966. Five players (Dale Murphy, Fred McGriff, Andruw Jones, Brian McCann, and Freddie Freeman) hold the Atlanta-era record with three career homers in openers, while Joe Torre, McGriff and Edgar Renteria are the only Atlanta Braves with a multi-homer game on Opening Day. In 2018, Nick Markakis hit the only game-ending home run on Opening Day in Atlanta franchise history, driving a 1-1, ninth-inning pitch out to right field to give the Braves an 8-5 win.

April 12, 1966 vs. Pittsburgh

Joe Torre (2)

April 11, 1967 at Houston

Clete Boyer

April 7, 1970 at San Diego

Orlando Cepeda

April 4, 1974 at Cincinnati

Hank Aaron

April 8, 1977 at Houston

Jeff Burroughs

April 7, 1978 vs. Los Angeles

Rowland Office

Dale Murphy

Jerry Royster

April 10, 1981 vs. Cincinnati

Dale Murphy

April 4, 1983 at Cincinnati

Chris Chambliss

April 8, 1986 vs. Montreal

Dale Murphy

April 5, 1988 vs. Chicago

Ozzie Virgil

Gerald Perry

Ken Oberkfell

Andres Thomas

April 4, 1989 at Houston

Ron Gant

Tommy Gregg

April 10, 1991 vs. Los Angeles

David Justice

April 4, 1994 at San Diego

Deion Sanders

Ryan Klesko

April 26, 1995 vs. San Francisco

Fred McGriff (2)

David Justice

April 1, 1996 vs. San Francisco

Ryan Klesko

Jeff Blauser

Fred McGriff

Mark Lemke

Jerome Walton

April 1, 1997 at Houston

Chipper Jones

April 5, 1999 vs. Philadelphia

Brian Jordan

April 3, 2000 vs. Colorado

Andres Galarraga

Andruw Jones

April 2, 2001 at Cincinnati

Andruw Jones

Rafael Furcal

April 1, 2002 vs. Philadelphia

Vinny Castilla

Gary Sheffield

April 6, 2004 vs. New York

Marcus Giles

April 3, 2006 at Los Angeles

Andruw Jones

Adam LaRoche

Ryan Langerhans

April 2, 2007 at Philadelphia

Edgar Renteria (2)

Brian McCann

March 30, 2008 at Washington

Chipper Jones

April 5, 2009 at Philadelphia

Brian McCann

Jeff Francoeur

Jordan Schafer*

April 5, 2010 vs. Chicago

Brian McCann

Jason Heyward*

March 31, 2011 at Washington

Jason Heyward

April 1, 2013 vs. Philadelphia

Justin Upton

Freddie Freeman

Dan Uggla

April 4, 2016 vs. Washington

Freddie Freeman

Adonis Garcia

March 29, 2018 vs. Philadelphia

Freddie Freeman

Ozzie Albies

Nick Markakis^

*First career at-bat

^Game-ending home run

OPENING DAY HR LEADERS

Player Opening Day HR

1.	Dale Murphy	3
	Fred McGriff	3
	Andruw Jones	3
	Brian McCann	3
	Freddie Freeman	3
T6.	Joe Torre	2
	David Justice	2
	Ryan Klesko	2
	Edgar Renteria	2
	Chipper Jones	2
	Jason Heyward	2

MOST OPENING DAY STARTS, BY POSITION

Since the club moved to Atlanta in 1966, only Chipper Jones and Andruw Jones have made at least 10 starts on Opening Day for the Braves. Jones holds the Atlanta-era record with 13 starts at third base.

Manager	Bobby Cox.....	24
Pitcher	Phil Niekro.....	8
Catcher	J. Lopez, B. McCann.....	7
First Base	Freddie Freeman.....	8
Second Base	Glenn Hubbard.....	8

Shortstop	Jeff Blauser.....	6
Third Base	Chipper Jones.....	13
Left Field	R. Garr, R. Klesko.....	4
Center Field	Andruw Jones.....	10
Right Field	Hank Aaron.....	8

THE LAST TIME IT HAPPENED

OFFENSIVE ODDITIES

First Major League Hit as a Home Run

Ozzie Albies, in his third game, August 3, 2017 (9th inning) vs. Los Angeles (NL), off Tony Cingrani (3rd at-bat, three-run homer)

Inside-the-Park Home Run by a Brave

Dansby Swanson, September 6, 2016 at Washington (2nd inning), off Gio Gonzalez

Inside-the-Park Home Run by Opponent

Ketel Marte, July 26, 2017 (3rd inning) at Arizona, off Aaron Blair (two-run home run)

Brave Hit for the Cycle

Freddie Freeman, June 15, 2016 vs. Cincinnati

Grand Slam by a Brave

Nick Markakis, June 30, 2018 at St. Louis (5th inning), off Luke Weaver

Grand Slam by Opponent

Devon Travis, July 11, 2018 (7th inning) vs. Toronto, off Mike Foltynewicz

Pinch-Hit Grand Slam by a Brave

Brian McCann, August 11, 2010 (10th inning) at Houston, off Jeff Fulchino

Pinch-Hit Grand Slam by Opponent

Ryan Raburn, July 15, 2016 (9th inning) vs. Colorado, off Dario Alvarez

Pinch-Hit Home Run by a Braves player

Lucas Duda, September 9, 2018 (9th inning) at Arizona, off Yoan Lopez

Pinch-Hit Home Run by Opponent

Devin Mesoraco, September 27, 2018 (7th inning) at New York (NL), off Brad Brach

Back-to-Back Home Runs by Braves

Ronald Acuña Jr and Charlie Culberson, August 14, 2018 (1st inning) vs. Miami, off Garrett Richards

Back-to-Back-to-Back Home Runs by Braves

Evan Gattis, Dan Uggla and Andrelton Simmons, April 14, 2014 (8th inning) at Philadelphia, off B.J. Rosenberg

Back-to-Back Pinch-Hit Home Runs by Braves

Keith Lockhart and Javy Lopez, May 25, 1999 (9th inning) at Milwaukee, off Bob Wickman

Back-to-Back Home Runs by Opponent

Bryce Harper and Ryan Zimmerman, August 7, 2018 (4th inning) at Washington, off Kolby Allard

Home Run by Braves Pitcher

Jaime García, July 21, 2017 (5th inning) at Los Angeles (NL), off Alex Wood (grand slam)

Home Run by Opposing Pitcher

A.J. Cole, April 3, 2018 (2nd inning) vs. Washington, off Julio Teheran (solo homer)

Two-Homer Game by Braves Pitcher

Derek Lilliquist, May 1, 1990 (3rd inning and 5th inning) vs. New York (NL), off Ron Darling (both solo homers)

Two-Homer Game by Opponent Pitcher

Micah Owings, August 18, 2007 (4th inning and 6th inning) vs. Arizona, off Buddy Carlyle (both solo homers)

PITCHING PECULIARITIES

No-Hitter by Braves Pitcher

Kent Mercker, April 8, 1994 at Los Angeles (NL), 6-0

No-Hitter vs. the Braves

Cole Hamels, Jake Diekmann, Ken Giles and Jonathan Papelbon, September 1, 2014 vs. Philadelphia, 7-0

Perfect Game vs. the Braves

Randy Johnson, May 18, 2004, vs. Arizona, 2-0

One-Hitter by Braves Pitcher

Julio Teheran, June 19, 2016, at New York (NL), 6-0

Braves Pitcher Allowed Four Homers in a Game

Mike Foltynewicz, July 5, 2016 at Chicago (NL)

Consecutive Complete-Game Shutouts by a Braves Player

Tom Glavine, August 7, 1998 at San Francisco and August 13, 1998 at San Diego

Three Consecutive Complete Games by a Braves Player

Greg Maddux, June 27, 1998 vs. Toronto, July 2, 1998 at Tampa Bay, July 11, 1998 at Florida

Faced the Same Team Twice in a Series as a Starter

Alex Wood, July 9 and 12, 2015 at Colorado

Braves Pitcher Started on Two Days of Rest or Less

Max Fried, August 7, 2018 at Washington

MISCELLANEOUS

Braves Scored 10+ Runs in an Inning

11 runs, April 7, 2004 (fourth inning) vs. New York (NL)

Braves' Steal of Home

Ender Inciarte, September 19, 2018 (5th inning) vs. St. Louis (on a double steal with Freddie Freeman stealing 2nd)

Opponent's Steal of Home

Chris Young, August 19, 2007 (3rd inning) vs. Arizona (on a double steal with Orlando Hudson stealing 2nd)

Triple Play by the Braves

May 6, 2004 (8th inning). vs. San Diego. 3b Mike Hessman to 2b Jesse Garcia to 1b Adam LaRoche. Batter: Kerry Robinson

Triple Play vs. Braves

July 8, 2016 (3rd inning) at Chicago (AL). ss Tim Anderson to 1b Jose Abreu to ss Tim Anderson; Batter: Freddie Freeman

Last Braves Game to End in a Tie

August 15, 2002 vs. San Francisco, 3-3. Game called in top of 10th inning due to rain

Last Suspended Braves Game

May 24, 2013 at New York (NL). Game suspended due to rain after the 8th inning with the score tied 5-5. Game resumed on May 25. Atlanta won 7-5 in 10 innings

ATLANTA'S MOST RECENT TRADE

NATIONAL LEAGUE

ARIZONA DIAMONDBACKS — AUGUST 30, 2018

Obtained cash for Chris Stewart (C).

CHICAGO CUBS — SEPTEMBER 14, 2016

Obtained Josh Collmenter (P) for cash.

CINCINNATI REDS — SEPTEMBER 2, 2018

Obtained Preston Tucker (OF) for cash.

COLORADO ROCKIES — JANUARY 30, 2015

Obtained minor leaguers Chris O'Dowd (C) and Jose Briceno (C) for David Hale (P) and Gus Schlosser (P).

MIAMI MARLINS — AUGUST 24, 2016

Obtained minor leaguer Matthew Foley (C) for Jeff Francoeur (OF).

LOS ANGELES DODGERS — DECEMBER 16, 2017

Obtained Charlie Culberson (INF/OF), Adrian Gonzalez (1B), Brandon McCarthy (P), Scott Kazmir (P) and cash for Matt Kemp (OF).

MILWAUKEE BREWERS — AUGUST 15, 2016

Obtained cash for minor leaguer Michael McKenry (C).

NEW YORK METS — JUNE 8, 2016

Obtained minor leaguer Akeel Morris (P) for Kelly Johnson (INF/OF) and cash.

PHILADELPHIA PHILLIES — DECEMBER 20, 2002

Obtained Johnny Estrada (C) for Kevin Millwood (P).

PITTSBURGH PIRATES — JANUARY 17, 2018

Obtained Shane Carle (P) for cash or a player to be named later.

ST. LOUIS CARDINALS — MAY 20, 2017

Obtained Matt Adams (INF) and cash considerations for minor leaguer Juan Yepez (INF).

SAN DIEGO PADRES — OCTOBER 31, 2018

Obtained Raffy Lopez (C) for cash.

SAN FRANCISCO GIANTS — DECEMBER 16, 2016

Obtained cash for minor leaguer Alberto Rodriguez (P)

WASHINGTON NATIONALS — MARCH 27, 2016

Obtained minor leaguer Tyler Moore (INF) for minor leaguer Nate Freiman (INF)

AMERICAN LEAGUE

BALTIMORE ORIOLES — JULY 30, 2018

Obtained Kevin Gausman (P) and Darren O'Day (P) for Evan Phillips (P) and minor leaguers Brett Cumberland (C), Jean Carlos Encarnación (INF), Bruce Zimmermann (P) and an international signing slot.

BOSTON RED SOX — MAY 20, 2015

Obtained cash for John Cornely (P).

CHICAGO WHITE SOX — DECEMBER 3, 2010

Obtained Scott Linebrink (P) and cash for minor leaguer Kyle Cofield (P).

CLEVELAND INDIANS — MAY 9, 2016

Obtained minor leaguer Anthony Recker (C) for cash.

DETROIT TIGERS — AUGUST 16, 2016

Obtained Mike Aviles (INF) and minor leaguer Kade Scivicque (C) for Erick Aybar (INF).

HOUSTON ASTROS — DECEMBER 20, 2017

Obtained Preston Tucker (OF) for cash or a player to be named later.

KANSAS CITY ROYALS — AUGUST 29, 2018

Obtained Lucas Duda (1B) for a player to be named later or cash.

LOS ANGELES ANGELS — APRIL 3, 2018

Obtained a player to be named later or cash for Akeel Morris (P).

MINNESOTA TWINS — JULY 24, 2017

Obtained minor leaguer Huascar Ynoa (P) for Jaime García, Anthony Recker (C) and cash.

NEW YORK YANKEES — JANUARY 1, 2015

Obtained Manny Banuelos (P) for David Carpenter (P) and Chasen Shreve (P).

OAKLAND ATHLETICS — JULY 6, 2015

Obtained an International Bonus Pool Slot for minor leaguer Aaron Kurcz (P).

SEATTLE MARINERS — JANUARY 11, 2017

Obtained minor-league Luiz Gohara (P) and minor-league Thomas Burrows (P) for Mallex Smith (OF) and Shae Simmons (P).

TAMPA BAY RAYS — JULY 26, 2018

Obtained Jonny Venters (P) for an international signing slot.

TEXAS RANGERS — DECEMBER 8, 2016

Obtained Luke Jackson (P) for Tyrell Jenkins (P) and minor leaguer Brady Feigl (P).

TORONTO BLUE JAYS — MAY 31, 2016

Obtained Sean Ratcliffe (P) for Jason Grilli (P) and cash.

ATLANTA BRAVES ALL-TIME ROSTER (1966-2017)

A total of 891 players have appeared in at least one official game for the Atlanta Braves since 1966.

A [38]

Aardsma, David, 2015
 Aaron, Hank, 1966-74
 Aaron, Tommie, 1968,71
 Abbott, Kurt, 2001
 Abernathy, Ted, 1966
 Acker, Jim, 1986-89
 Acosta, Manny, 2007-09
 Acuña Jr., Ronald, 2018
 Adams, Lane, 2017-18
 Adams, Matt, 2017
 Aker, Jack, 1974
 Albies, Ozzie, 2017-18
 Aldrich, Jay, 1989
 Aldridge, Cory, 2001
 Alexander, Doyle, 1980, 86-87
 Alfonso, Antonio, 2004
 Allard, Kolby, 2018
 Almanza, Armando, 2004
 Alomar, Sandy, 1966
 Alou, Felipe, 1966-69
 Alvarez, Dario, 2016
 Alvarez, Jose, 1981-82, 88-89
 Anderson, Garret, 2009
 Anderson, Josh, 2008
 Ankiel, Rick, 2010
 Ascanio, Jose, 2007
 Asencio, Jairo, 2009, 2011
 Ashby, Andy, 2000
 Aspromonte, Bob, 1969-70
 Asselstine, Brian, 1976-81
 Assenmacher, Paul, 1986-89
 Autry, Al, 1976
 Avery, Steve, 1990-1996
 Avilan, Luis, 2012-15
 Ayala, Luis, 2013
 Aybar, Erick, 2016
 Aybar, Willie, 2006
 Ayraut, Joe, 1996

B [87]

Baez, Danys, 2006
 Baker, Dusty, 1968-75
 Baker, Jeff, 2012
 Bako, Paul, 2000-2001
 Bales, Lee, 1966
 Banuelos, Manny, 2015
 Barber, Steve, 1970-72
 Barker, Len, 1983-85
 Barry, Kevin, 2006-07
 Barton, Brian, 2009
 Batista, Miguel, 2012
 Battle, Howard, 1999
 Bautista, Danny, 1996-1998
 Bautista, José, 2018
 Beall, Bob, 1975, 78-79
 Beachy, Brandon, 2010-13
 Beard, Mike, 1974-77
 Beato, Pedro, 2014
 Beauchamp, Jim, 1967
 Beckham, Gordon, 2016
 Bedrosian, Steve, 1981-85, 93-95
 Behenna, Rick, 1983
 Belinda, Stan, 2000
 Bell, Mike, 1990-91

Bell, Terry, 1987
 Belliard, Rafael, 1991-98
 Belloir, Rob, 1975-78
 Benedict, Bruce, 1978-89
 Bennett, Jeff, 2007-09
 Berenguer, Juan, 1991-92
 Bergman, Sean, 1999
 Bernero, Adam, 2005
 Berroa, Geronimo, 1989-90
 Berryhill, Damon, 1991-93
 Betemit, Wilson, 2001, 04-06
 Bethancourt, Christian, 2013-15
 Biddle, Jesse, 2018
 Bielecki, Mike, 1991-92, '94, '96-97
 Blair, Aaron, 2016-17
 Blanco, Gregor, 2008-10
 Blanco, Henry, 2002-03
 Blankenship, Kevin, 1988
 Blanks, Larvell, 1972-75, 80
 Blasingame, Wade, 1966-67
 Blauser, Jeff, 1987-97
 Blocker, Terry, 1988-89
 Boever, Joe, 1987-90
 Boggs, Tommy, 1978-83
 Bolling, Frank, 1966
 Bong, Jung Keun, 2002-03
 Bonifacio, Emilio, 2014, 2016-17
 Bonilla, Bobby, 2000
 Bonnell, Barry, 1977-79
 Boone, Bret, 1999
 Borbon, Pedro, 1992-1993, 95-97
 Borowski, Joe, 1996-97
 Boscan, J.C., 2010-12
 Bourjos, Peter, 2018
 Bourn, Michael, 2011-12, 2015
 Bouton, Jim, 1978
 Bowie, Micah, 1999
 Boyer, Blaine, 2005-09
 Boyer, Clete, 1967-71
 Bradford, Larry, 1977, 79-81
 Bradley, Jed, 2016
 Bragg, Darren, 2002-03
 Bream, Sid, 1991-93
 Breazeale, Jim, 1969, 71-72
 Brigham, Jake, 2015
 Brignac, Reid, 2016
 Britton, Jim, 1967-69
 Brizzolara, Tony, 1979, 83-84
 Brock, Chris, 1997
 Brogna, Rico, 2001
 Brooks, Frank, 2005
 Brower, Jim, 2005
 Brown, Jarvis, 1994
 Brown, Oscar, 1969-73
 Bruce, Bob, 1967
 Bruce, Ryan, 2014
 Bueno, Francisley, 2008
 Burawa, Danny, 2015
 Burkett, John, 2000-01
 Burroughs, Jeff, 1977-80
 Butler, Adam, 1998
 Butler, Brett, 1981-83
 Byrd, Paul, 1997-98, 2004

C [72]

Cabrera, Francisco, 1989-93
 Cabrera, Jose, 2001

Cabrera, Mauricio, 2016
 Cabrera, Melky, 2010
 Cahill, Trevor, 2015
 Callaspo, Alberto, 2015
 Camargo, Johan, 2017-18
 Caminiti, Ken, 2001
 Camp, Rick, 1976-78, 80-85
 Campbell, Dave, 1977-78
 Campillo, Jorge, 2008-09
 Canizares, Barbaro, 2009
 Capellan, Jose, 2004
 Capra, Buzz, 1974-77
 Caraballo, Ramon, 1993
 Cardwell, Don, 1970
 Carle, Shane, 2018
 Carlyle, Buddy, 2007-09
 Carroll, Clay, 1966-68
 Carpenter, David, 2013-14
 Carpenter, David, 2015
 Carty, Rico, 1966-72
 Cary, Chuck, 1987-88
 Casanova, Paul, 1972-74
 Castilla, Vinny, 1991-1992, 2002-03
 Castillo, Tony, 1989-91
 Castro, Daniel, 2015-16
 Cather, Mike, 1997-1999
 Causey, Wayne, 1968
 Cepeda, Orlando, 1969-72
 Cerone, Rick, 1985
 Cervenka, Hunter, 2016
 Chacin, Jhoulys, 2016
 Chambliss, Chris, 1980-86
 Chaney, Darrel, 1976-79
 Charlton, Norm, 1998
 Chavez, Jesse, 2010
 Cheadle, Dave, 1973
 Chen, Bruce, 1998-2000
 Childers, Matt, 2005
 Church, Ryan, 2009
 Clancy, Jim, 1991
 Clark, Glen, 1967
 Clark, Terry, 1995
 Clary, Marty, 1987, 89-90
 Clevlen, Brent, 2010
 Cline, Ty, 1966-67
 Cloninger, Tony, 1966-68
 Clontz, Brad, 1995-97
 Closter, Alan, 1973
 Ciriaco, Pedro, 2015
 Coffman, Kevin, 1987-88
 Colbrunn, Greg, 1997-98
 Collins, Don, 1977
 Collmenter, Josh, 2016
 Colón, Bartolo, 2017
 Colon, Roman, 2004-05
 Colyer, Steve, 2007
 Conrad, Brooks, 2009-11
 Constanza, Jose, 2011-14
 Cooper, Gary, 1980
 Cormier, Lance, 2006-07
 Cornely, John, 2015
 Correll, Vic, 1974-77
 Cortes, David, 1999
 Cowley, Joe, 1982
 Crowley, Terry, 1976
 Cruz, Juan, 2004
 Culberson, Charlie, 2018

Cunnane, Will, 2003-04
 Cunniff, Brandon, 2015-16
 Cunningham, Todd, 2015

D (39)

d'Arnaud, Chase, 2016-17
 Dal Canton, Bruce, 1975-76
 Davey, Mike, 1977-78
 Davidson, Ted, 1968
 Davies, Kyle, 2005-07
 Davis, Jody, 1988-90
 Davis, Mark, 1992
 Davis, Trench, 1987
 Dawley, Joe, 2002-03
 Dayley, Ken, 1982-84
 Dedmon, Jeff, 1983-87
 De La Cruz, Joel, 2016
 de la Hoz, Mike, 1966-67
 Delgado, Randall, 2011-12
 Denson, Drew, 1989
 DeRosa, Mark, 1998-2004
 DeSalvo, Matt, 2008
 Dessens, Elmer, 2008
 Detwiler, Ross, 2015
 Devereaux, Mike, 1995
 Devine, Adrian, 1973-76, 78-79
 Devine, Joey, 2005-07
 Diaz, Carlos, 1982
 Diaz, Matt, 2006-10, 2011-12
 Dickey, R.A., 2017
 Didier, Bob, 1969-72
 Dietz, Dick, 1973
 Dobson, Pat, 1973
 Dotel, Octavio, 2007
 Doumit, Ryan, 2014
 Downs, Scott, 2013
 Doyle, Paul, 1969
 Drew, J.D., 2004
 Drew, Tim, 2004
 Duda, Lucas, 2018
 Dunn, Mike, 2010
 Durbin, Chad, 2012
 Duvall, Adam, 2018
 Dye, Jermaine, 1996

E (14)

Easterly, Jamie, 1974-79
 Eave, Gary, 1988-89
 Ebert, Derrin, 1999
 Eden, Mike, 1976
 Edmondson, Brian, 1998
 Eichelberger, Juan, 1988
 Eichhorn, Mark, 1989
 Embree, Alan, 1997-98
 Ennis, John, 2002
 Esasky, Nick, 1990
 Escobar, Yunel, 2007-10
 Estrada, Johnny, 2003-05
 Evans, Darrell, 1969-76, 1989
 Eveland, Dana, 2015

F (32)

Fabregas, Jorge, 1999
 Falcone, Pete, 1983-84
 Farnsworth, Kyle, 2005
 Fick, Robert, 2003
 Fischer, Hank, 1966
 Fischlin, Mike, 1987
 Flaherty, Ryan, 2018

Flowers, Tyler, 2016-18
 Floyd, Gavin, 2014
 Folytnewicz, Mike, 2015-18
 Ford, Wenty, 1973
 Forster, Terry, 1983-85
 Foster, John, 2002, 05
 Foster, Leo, 1971, 1973-74
 Fox, Chad, 1997
 Francisco, Juan, 2012
 Franco, Julio, 2001-05, 2007
 Franco, Matt, 2002-03
 Francoeur, Jeff, 2005-09, 2016
 Francona, Tito, 1967-69
 Franklin, Wayne, 2006
 Frasier, Jason, 2015
 Freeman, Freddie, 2010-18
 Freeman, Jimmy, 1972-73
 Freeman, Marvin, 1990-93
 Freeman, Sam, 2017-18
 Freitas, David, 2017
 Frias, Pepe, 1979
 Fried, Max, 2017-18
 Frisella, Danny, 1973-74
 Fuller, John, 1974
 Furcal, Rafael, 2000-05

G (50)

Galarraga, Andres, 1998-2000
 Gallagher, Dave, 1994
 Gant, John, 2016
 Gant, Ron, 1987-1993
 Garber, Gene, 1978-87
 Garcia, Adonis, 2015-17
 Garcia, Damaso, 1988
 Garcia, Freddy Adrian, 1999
 Garcia, Freddy Antonio, 2013
 Garcia, Jaime, 2017
 Garcia, Jesse, 2001-04
 Garr, Ralph, 1968-75
 Garrett, Adrian, 1966
 Garrido, Gil, 1968-72
 Gaston, Cito, 1967, 75-78
 Gatewood, Aubrey, 1970
 Gattis, Evan, 2013-14
 Gausman, Kevin, 2018
 Gearrin, Cory, 2011-12
 Geiger, Gary, 1966-67
 Gentry, Gary, 1973-75
 Gilbreath, Rod, 1972-78
 Giles, Marcus, 2001-06
 Gilkey, Bernard, 2001
 Giovanola, Ed, 1995-97
 Glaus, Troy, 2010
 Glavine, Tom, 1987-2002, 2008
 Goggin, Chuck, 1973
 Gohara, Luiz, 2017-18
 Gomes, Jonny, 2015
 Gomez, Luis, 1980-81
 Gonzalez, Alex, 2010-11
 Gonzalez, Mike, 2007-09
 Gonzalez, Tony, 1969-70
 Goodson, Ed, 1975
 Gorecki, Reid, 2009
 Gosselin, Phil, 2014-15
 Gotay, Ruben, 2008
 Graffanino, Tony, 1996-1998
 Grant, Mark, 1990
 Green, Nick, 2004
 Greene, Tommy, 1989-90
 Greisinger, Seth, 2005
 Gregg, Tommy, 1988-92, 97

Griffey, Ken, 1986-88
 Grilli, Jason, 2015-16
 Grissom, Marquis, 1995-96
 Gryboski, Kevin, 2002-05
 Guillen, Ozzie, 1998-99
 Guinn, Skip, 1968

H (57)

Hale, David, 2013-14
 Hall, Albert, 1981-88
 Hall, Jimmie, 1970
 Hammond, Chris, 2002
 Hampton, Mike, 2003-05, 2008
 Hanna, Preston, 1975-82
 Hanson, Tommy, 2009-12
 Harang, Aaron, 2014
 Hardin, Jim, 1972
 Hargan, Steve, 1977
 Harper, Terry, 1980-86
 Harrell, Lucas, 2016
 Harris, Willie, 2007
 Harrison, Roric, 1973-75
 Hartgraves, Dean, 1996
 Hausman, Tom, 1982
 Heath, Mike, 1991
 Heep, Danny, 1991
 Helms, Wes, 1998, 2000-02
 Henderson, Ken, 1976
 Henry, Dwayne, 1989-90
 Herbel, Ron, 1971
 Hermoso, Angel, 1967
 Hernández, Diory, 2009-11
 Hernández, Jose, 1999
 Hernández, Ramon, 1967
 Hernández, Roberto, 2003
 Hernández, Roberto, 2016
 Herrstein, John, 1966
 Hesketh, Joe, 1990
 Hessman, Mike, 2003-04
 Heyward, Jason, 2010-14
 Hicks, Brandon, 2010-11
 Hill, Garry, 1969
 Hill, Milt, 1994
 Hinske, Eric, 2010-12
 Hippauf, Herb, 1966
 Hodges, Trey, 2002-04
 Hoerner, Joe, 1972-73
 Holbert, Ray, 1998
 Hollandsworth, Todd, 2005
 Hollins, Damon, 1998, 2004
 Holmes, Darren, 2002-03
 Horner, Bob, 1978-86
 House, Tom, 1971-75
 Houston, Tyler, 1996
 Howard, Larry, 1973
 Howell, Jay, 1993
 Hrabosky, Al, 1980-82
 Hriniaik, Walt, 1968-69
 Hubbard, Glenn, 1978-87
 Hubbard, Mike, 2000
 Hubbard, Trinidad, 2000
 Hudek, John, 1999
 Hudson, Tim, 2005-13
 Hunter, Brian, 1991-93, 1999-2000
 Hursh, Jason, 2016

I (3)

Inciarte, Ender, 2016-18
 Infante, Alexis, 1990
 Infante, Omar, 2008-10

J [36]

Jackson, Edwin, 2015
 Jackson, Luke, 2017-18
 Jackson, Sonny, 1968-74
 Jacoby, Brook, 1981, 83
 Jaime, Juan, 2014-15
 James, Chuck, 2005-08
 James, Dion, 1987-89
 Janish, Paul, 2012
 Jarvis, Pat, 1966-72
 Jaster, Larry, 1970, 72
 Jay, Joey, 1966
 Jenkins, Tyrell, 2016
 Jimenez, German, 1988
 Johnson, Bob D., 1977
 Johnson, Bob W., 1968
 Johnson, Chris, 2013-15
 Johnson, Davey, 1973-75
 Johnson, Deron, 1968
 Johnson, Elliot, 2013
 Johnson, Jim, 2015-16
 Johnson, Joe, 1985-86
 Johnson, Kelly, 2005, 07-09, 15-16
 Johnson, Ken, 1966-69
 Johnson, Micah, 2017
 Johnson, Randy, 1982-84
 Johnson, Reed, 2012-13
 Jones, Andruw, 1996-2007
 Jones, Brandon, 2007-09
 Jones, Chipper, 1993, 1995-2012
 Jones, Mack, 1966-67
 Jordan, Brian, 1999-2001, 05-06
 Jorgensen, Mike, 1983-84
 Joyner, Wally, 2000
 Julio, Jorge, 2008
 Jurrjens, Jair, 2008-11
 Justice, David, 1989-96

K [29]

Kamieniecki, Scott, 2000
 Karsay, Steve, 2001
 Kawakami, Kenshin, 2009-10
 Kelley, Dick, 1966-68
 Kelley, Tom, 1971-73
 Kelly, Casey, 2016
 Kelly, Mike, 1994-95
 Kelly, Roberto, 1994
 Kelly, Ryan, 2015
 Kemp, Matt, 2016-17
 Kerfeld, Charley, 1990
 Kester, Rick, 1968-70
 Keough, Marty, 1966
 Kimbrel, Craig, 2010-14
 King, Hal, 1970-71
 King, Ray, 2003
 Klesko, Ryan, 1992-99
 Kline, Ron, 1970
 Kline, Steve, 1977
 Kohn, Michael, 2015
 Kolb, Dan, 2005
 Komminsk, Brad, 1983-86
 Kopacz, George, 1966
 Kotchman, Casey, 2008-09
 Kotsay, Mark, 2008
 Kowitz, Brian, 1995
 Krause, Lew, 1974
 Kremers, Jim, 1990
 Krol, Ian, 2016-17

L [37]

Lacorte, Frank, 1975-79
 Lacy, Lee, 1976
 Laird, Gerald, 2013-14
 Lalli, Blake, 2016
 Langerhans, Ryan, 2002, 2005-07
 LaRoche, Adam, 2004-06, 2009
 La Russa, Tony, 1971
 La Stella, Tommy, 2014
 Lau, Charlie, 1967
 Lavarnway, Ryan, 2015
 Ledezma, Wil, 2007
 Lee, Derrek, 2010
 Leibrandt, Charlie, 1990-92
 Lemaster, Denny, 1966-67
 Lemke, Mark, 1988-97
 Leon, Max, 1973-78
 Lerew, Anthony, 2005-07
 LeRoy, John, 1997
 Ligtenberg, Kerry, 1997-2002
 Lillibridge, Brent, 2008
 Lilliquist, Derek, 1989-90
 Linares, Rufino, 1981-82, 84
 Linebrink, Scott, 2011
 Lockhart, Keith, 1997-2002
 Loe, Kameron, 2013
 Lofton, Kenny, 1997
 Logan, Boone, 2009
 Lombard, George, 1998-2001
 Lomon, Kevin, 1996
 Lopez, Albie, 2002
 Lopez, Javy, 1992-2003
 Lowe, Derek, 2009-11
 Luecken, Rick, 1990
 Lugo, Julio, 2011
 Lum, Mike, 1967-75, 79-81
 Lunar, Fernando, 2000
 Lyons, Steve, 1992

M [85]

Macha, Mike, 1979
 Maddox, Jerry, 1978
 Maddux, Greg, 1993-2003
 Mahay, Ron, 2007
 Mahler, Mickey, 1977-79
 Mahler, Rick, 1979-88, 91
 Maholm, Paul, 2012-13
 Malloy, Marty, 1998
 Mann, Kelly, 1989-90
 Marak, Paul, 1990
 Marimon, Sugar Ray, 2015
 Markakis, Nick, 2015-18
 Marksberry, Matt, 2015-16
 Marquis, Jason, 2000-2003
 Marrero, Eli, 2004
 Marshall, Mike, 1976-77
 Marte, Andy, 2005
 Martin, Tom, 2004-05
 Martinez, Cristhian, 2010-13
 Martinez, Dave, 2001
 Martinez, Dennis, 1998
 Martinez, Marty, 1967-68
 Martinez, Pablo, 1996
 Masset, Nick, 2015
 Mather, Joe, 2011
 Mathews, Eddie, 1966
 Matos, Pascual, 1999
 Matthews, Gary, 1977-80
 Matula, Rick, 1979-81
 Maxie, Larry, 1969

May, Darrell, 1995
 May, Dave, 1975-76
 Maybin, Cameron, 2015
 McBride, Macay, 2005-07
 McCann, Brian, 2005-13
 McCarthy, Brandon, 2018
 McConnell, Sam, 2004
 McDowell, Oddibe, 1989-90
 McGlinchy, Kevin, 1999-01
 McGriff, Fred, 1993-97
 McKirahan, Andrew, 2015
 McLain, Denny, 1972
 McLaughlin, Joey, 1977, 79
 McLaughlin, Bo, 1979
 McLouth, Nate, 2009-11
 McMichael, Greg, 1993-96, 2000
 McMurry, Craig, 1983-86
 McQueen, Mike, 1969-72
 McWilliams, Larry, 1978-82, 87
 Medlen, Kris, 2009-13
 Menke, Denis, 1966-67
 Mercker, Kent, 1989-95, 2003
 Messersmith, Andy, 1976-77
 Meyer, Dan, 2004
 Millan, Felix, 1966-72
 Miller, Corky, 2007-08
 Miller, Ed, 1978-81
 Miller, Norm, 1973-74
 Miller, Shelby, 2015
 Miller, Stu, 1968
 Millwood, Kevin, 1997-2002
 Minor, Mike, 2010-14
 Mitchell, Keith, 1991
 Mizerock, John, 1989
 Molina, Gabe, 2000
 Mondesi, Raul, 2005
 Montanez, Willie, 1976-77
 Montefusco, John, 1981
 Moore, Alvin, 1976-77
 Moore, Donnie, 1982-84
 Moore, Trey, 2001
 Mordecai, Mike, 1994-97
 Moreno, Omar, 1986
 Moret, Roger, 1976
 Morrison, Jim, 1988
 Morton, Carl, 1973-76
 Morton, Charlie, 2008
 Moss, Damian, 2001-02
 Motley, Darryl, 1986-87
 Moylan, Peter, 2006-12, 2015
 Mulholland, Terry, 1999-2000
 Murphy, Dale, 1976-90
 Murray, Matt, 1995
 Murrell, Ivan, 1974
 Myers, Greg, 1997, 99

N [20]

Nahorodny, Bill, 1980-81
 Nash, Jim, 1970-72
 Navarro, Julio, 1970
 Neagle, Denny, 1996-98
 Neibauer, Gary, 1969-73
 Nelson, Joe, 2001
 Nettles, Graig, 1987
 Newcomb, Sean, 2017-18
 Nichols, Rod, 1995
 Nicholson, Dave, 1967
 Nied, David, 1992
 Niekro, Joe, 1973-74
 Niekro, Phil, 1966-83, 1987
 Nieves, Melvin, 1992-93

Nitkowski, C.J., 2004
 Nixon, Otis, 1991-93, 1999
 Nolan, Joe, 1975, 1977-80
 Norris, Bud, 2016
 Norton, Greg, 2008-09
 Nunez, Vladimir, 2008-09

O (21)

Oates, Johnny, 1973-75
 Oberkfell, Ken, 1984-88
 O'Brien, Charlie, 1994-95
 O'Dell, Billy, 1966
 O'Flaherty, Eric, 2009-13, 2016
 O'Neal, Randy, 1987
 Odom, John, 1975
 Office, Rowland, 1972, 1974-79
 Ogando, Alexi, 2016
 Ohman, Will, 2008
 Oliva, Jose, 1994-95
 Oliver, Gene, 1966-67
 Olivera, Hector, 2015-16
 Olivo, Chi Chi, 1966
 Olson, Greg, 1990-93
 Olson, Gregg, 1994
 Olwine, Ed, 1986-88
 Orr, Pete, 2005-07
 Ortiz, Russ, 2003-04
 Overbay, Lyle, 2012
 Owen, Larry, 1981-83, 1985

P (46)

Paciorek, Tom, 1976-78
 Page, Mike, 1968
 Palmer, David, 1986-87
 Panther, Jim, 1973
 Pappas, Milt, 1968-70
 Paronto, Chad, 2006-07
 Parr, James, 2008-09
 Parrett, Jeff, 1990-91
 Parsons, Wes, 2018
 Pastornicky, Tyler, 2012-14
 Payne, Mike, 1984
 Pecota, Bill, 1993-94
 Pena, Alejandro, 1991-92, 95
 Pena, Brayán, 2005-08
 Pena, Ramiro, 2013-14
 Pena, Tony Jr., 2006
 Pendleton, Terry, 1991-94, 1996
 Pepitone, Joe, 1973
 Pérez, Carlos, 2018
 Pérez, Eddie, 1995-2001, 04-05
 Pérez, Eury, 2015
 Pérez, Marty, 1971-76
 Pérez, Odalis, 1998-2001
 Pérez, Pascual, 1982-85
 Pérez, Williams, 2015-16
 Perry, Gaylord, 1981
 Perry, Gerald, 1983-89
 Perry, Jason, 2008
 Peterson, Dustin, 2018
 Peterson, Jace, 2015-17
 Petry, Dan, 1991
 Phillips, Brandon, 2017
 Pierce, Jack, 1973-74
 Pierzynski, A.J., 2015-16
 Pocoroba, Biff, 1975-84
 Polonia, Luis, 1995-96
 Porter, Bob, 1981-82
 Powell, Jay, 2005
 Prado, Martín, 2006-12

Pratt, Andy, 2002
 Pratt, Todd, 2006
 Presley, Jim, 1990
 Priddy, Bob, 1969-71
 Pride, Curtis, 1998
 Proctor, Scott, 2010-11
 Puleo, Charlie, 1986-89

R (46)

Rabb, Johnny, 1985
 Rakow, Ed, 1967
 Ramirez, Horacio, 2003-06
 Ramirez, Jose, 2016
 Ramirez, Rafael, 1980-87
 Ray, Ken, 2006
 Raymond, Claude, 1967-69
 Reardon, Jeff, 1992
 Recker, Anthony, 2016-17
 Redman, Mark, 2007
 Reed, Michael, 2018
 Reed, Ron, 1966-75
 Reed, Steve, 2001
 Reitsma, Chris, 2004-06
 Remlinger, Mike, 1999-2002, 06
 Renteria, Edgar, 2006-07
 Resop, Chris, 2008, 2010
 Reyes, Jo-Jo, 2007-10
 Reynolds, Shane, 2003
 Reynoso, Armando, 1991-92
 Richards, Rusty, 1989-90
 Richardson, Antoan, 2011
 Ridgway, Jeff, 2008
 Ring, Royce, 2007-08
 Ritchie, Jay, 1966-67
 Rivera, Ben, 1992
 Rivera, Luis, 2000
 Rivera, René, 2018
 Robinson, Bill, 1966
 Robinson, Craig, 1974-77
 Rocker, John, 1998-2001
 Rockett, Pat, 1976-78
 Rodriguez, Sean, 2017
 Roe, Chaz, 2016
 Roenicke, Gary, 1987-88
 Romero, Ed, 1989
 Rosario, Victor, 1990
 Ross, David, 2009-12
 Rossy, Rico, 1991
 Royster, Jerry, 1976-84, 1988
 Ruiz, Chico, 1978, 1980
 Ruiz, Rio, 2016-18
 Runge, Paul, 1981-88
 Russell, James, 2014
 Russell, John, 1989
 Ruthven, Dick, 1976-78

S (81)

Sadecki, Ray, 1975
 Sadowski, Ed, 1966
 Saito, Takashi, 2010
 Saltalamacchia, Jarrod, 2007
 Sammons, Clint, 2007-09
 Sample, Billy, 1986
 Sánchez, Anibal, 2018
 Sánchez, Rey, 2001
 Sánchez, Tony, 2017
 Sanders, Deion, 1991-94
 Sanders, Reggie, 2000
 Santana, Danny, 2017-18
 Santana, Ervin, 2014

Santorini, Al, 1968
 Schafer, Jordan, 2009, '11, '13-14
 Schlosser, Gus, 2014
 Schmidt, Jason, 1995-96
 Schneider, Dan, 1966
 Schueler, Ron, 1972-73
 Schuler, David, 1985
 Schutz, Carl, 1996
 Schwall, Don, 1966-67
 Seanez, Rudy, 1998-2001
 Seelbach, Chris, 2000-01
 Sharperson, Mike, 1995
 Sheets, Ben, 2012
 Sheffield, Gary, 2002-03
 Sherrill, George, 2011
 Shields, Steve, 1985-86
 Shiell, Jason, 2006
 Shreve, Chasen, 2014
 Simmons, Andrelton, 2012-15
 Simmons, Shae, 2014, 2016
 Simmons, Ted, 1986-88
 Sims, Lucas, 2017-18
 Simon, Randall, 1997-99
 Sinatra, Matt, 1981-84
 Sisco, Steve, 2000
 Sisk, Doug, 1990-91
 Skok, Craig, 1978-79
 Slusarski, Joe, 2001
 Small, Aaron, 2002
 Small, Hank, 1978
 Smith, Dwight, 1995-96
 Smith, Ken, 1981-83
 Smith, Lonnie, 1988-92
 Smith, Pete, 1987-93
 Smith, Mallex, 2016
 Smith, Travis, 2004, 06
 Smith, Zane, 1984-89
 Smoltz, John, 1988-1999, 2001-08
 Snyder, Brandon, 2016
 Sobkowiak, Scott, 2001
 Sobotka, Chad, 2018
 Solomon, Eddie, 1977-79
 Soriano, Rafael, 2007-09
 Soroka, Mike, 2018
 Sosa, Elias, 1975-76
 Sosa, Jorge, 2005-06
 Speck, Cliff, 1986
 Spehr, Tim, 1997
 Speier, Justin, 1999
 Spikes, Charlie, 1979-80
 Spooneybarger, Tim, 2001-02
 Springer, Russ, 1998-99
 St. Claire, Randy, 1991-92
 Staehle, Marvin, 1971
 Stanton, Mike, 1989-95
 Stevens, Dave, 2000
 Stewart, Chris, 2018
 Stockman, Phil, 2006, 2008
 Stone, George, 1967-72
 Stubbs, Drew, 2016
 Stull, Everett, 1999
 Stults, Eric, 2015
 Surhoff, B.J., 2000-02
 Sutter, Bruce, 1985-88
 Suzuki, Kurt, 2017-18
 Swann, Pedro, 2000
 Swanson, Dansby, 2016-18
 Swisher, Nick, 2015

T (26)

Tarasco, Tony, 1993-94

Tavarez, Julian, 2008
 Teheran, Julio, 2011-18
 Teixeira, Mark, 2007-08
 Tepedino, Frank, 1973-75
 Terdoslavich, Joey, 2013-15
 Theiss, Duane, 1977-78
 Thobe, Tom, 1995-96
 Thomas, Andres, 1985-90
 Thomas, Charles, 2004
 Thomas, Ian, 2015
 Thomas, Lee, 1966
 Thomson, John, 2004-06
 Thompson, Mike, 1974-75
 Thompson, Milt, 1984-85
 Thorman, Scott, 2006-07
 Tillman, Bob, 1968-70
 Torre, Joe, 1966-68
 Torrealba, Pablo, 1975-76
 Torrealba, Steve, 2001-02
 Toussaint, Touki, 2018
 Treadway, Jeff, 1989-92
 Trevino, Alex, 1984
 Tucker, Michael, 1997-98
 Tucker, Preston, 2018
 Tuiaosopo, Matt, 2016

U (8)

Uecker, Bob, 1967
 Ugglu, Dan, 2011-13
 Umbach, Arnie, 1966
 Unroe, Tim, 2000
 Upshaw, Cecil, 1966-73
 Upton, B.J., 2013-14
 Upton, Justin, 2013-14
 Uribe, Juan, 2015

V (18)

Valdes, Marc, 2001
 Valdespino, Sandy, 1968
 Valdez, Sergio, 1989-90
 Varney, Pete, 1976
 Varvaro, Anthony, 2011-14
 Vasquez, Jorge, 2005
 Vasquez, Javier, 2009
 Vatcher, Jim, 1990
 Vaughan, Charlie, 1966, 69
 Veal, Donnie, 2015
 Velazquez, Freddie, 1973
 Venters, Jonny, 2010-12
 Veras, Quilvio, 2000-01
 Versalles, Zoilo, 1971
 Villarreal, Oscar, 2006-07
 Villegas, Ismael, 2000
 Virgil, Ozzie, 1986-88
 Vizcaino, Arodys, 2011, 2015-16

W (40)

Wade, Terrell, 1995-97
 Wagner, Billy, 2010
 Walden, Jordan, 2013-14
 Walk, Bob, 1981-83
 Walton, Jerome, 1996
 Ward, Daryle, 2006
 Ward, Duane, 1986
 Washington, Claudell, 1981-86
 Watson, Bob, 1982-84
 Weber, Ryan, 2015-16
 Weiss, Walt, 1998-2000
 Wengert, Don, 2000
 Wessinger, Jim, 1979
 Wetherby, Jeff, 1989

Whalen, Rob, 2016
 Whisenon, Larry, 1977-79, 81-82
 Whitt, Ernie, 1990
 Wickman, Bob, 2006-07
 Wilhelm, Hoyt, 1969-71
 Willard, Jerry, 1991-92
 Williams, Earl, 1970-72, 75-76
 Williams, Gerald, 1998-99
 Wilson, Bryse, 2018
 Wilson, Craig, 2007
 Wilson, Jack, 2011
 Winkler, Dan, 2015-16
 Wise, Dewayne, 2004
 Wisler, Matt, 2015-17
 Whited, Ed, 1989
 Whiten, Mark, 1996
 Whiteside, Matt, 2001
 Winkelsas, Joe, 1999
 Withrow, Chris, 2016
 Wohlers, Mark, 1991-99
 Wood, Alex, 2013-14
 Woodall, Brad, 1994-96
 Woodward, Chris, 2007
 Woodward, Woody, 1966-68
 Wright, Jaret, 2003-04
 Wynn, Jim, 1976

Y (4)

Yates, Tyler, 2006-07
 Young, Matt, 2011
 Young, Jr., Eric, 2015
 Younginger, Madison, 2016

Z (2)

Ziem, Steve, 1987
 Zuvella, Paul, 1982-85

ATLANTA BRAVES COACHES ROSTER (1966-2018)

Aaron, Tommie, 1979-84
 Adair, Billy, 1967
 Appling, Luke, 1981, 84
 Bartirome, Tony, 1986-88
 Baylor, Don, 1999
 Beauchamp, Jim, 1991-98
 Benson, Vern, 1976-77
 Boyer, Cloyd, 1978-81
 Burdette, Lew, 1972-73
 Burgess, Tom, 1978
 Busby, Jim, 1968-75
 Cadahia, Chino, 2007-10
 Cannizzaro, Chris, 1976-78
 Corrales, Pat, 1990-2006
 Dal Canton, Bruce, 1987-90
 Dews, Bobby, 1979-81, 85,
 1997-2006
 Dorish, Harry, 1968-71
 Fletcher, Scott, 2012-14
 Gibson, Bob, 1982-84
 Gonzalez, Fredi, 2003-06
 Goodman, Billy, 1968-70
 Grammas, Alex, 1979
 Haas, Eddie, 1974-77, 84

Hartsfield, Roy, 1973
 Hernández, Chuck, 2017-18
 Hitchcock, Billy, 1966-67
 Hubbard, Glenn, 1999-2010
 Jackson, Sonny, 1982-83
 Jones, Clarence, 1985, 89-98
 Kennedy, Bob, 1967
 Majtyka, Roy, 1988-90
 Mathews, Eddie, 1971-72
 Maxvill, Dal, 1982-84
 Mazzone, Leo, 1985, 1990-2005
 McDowell, Roger, 2006-16
 Monchak, Al, 1986-88
 Morales, Rich, 1987
 Nixon, Russ, 1986-87
 Paige, Satchel, 1968
 Parrish, Larry, 2011
 Pendleton, Terry, 2002-17
 Pérez, Eddie, 2007-17
 Pignatano, Joe, 1982-84
 Porter, Bo, 2015-16
Reed, Marty, 2016-18
 Resinger, Grover, 1966
 Rettenmund, Merv, 2000-2001

Ryan, Connie, 1971, 73-74
 Sain, Johnny, 1977, 85-86
Seitzer, Kevin, 2015-18
 Silvestri, Ken, 1966-75
 Skinner, Bob, 1986-88
 Snitker, Brian, 1985, 88-90, 2007-13
 Stargell, Willie, 1986-88
 Starrette, Herm, 1974-76
 Sullivan, John, 1980-81
 Tosca, Carlos, 2011-16
 Walker, Greg, 2012-14
 Walker, Rube, 1982-84
 Ward, Pete, 1978
Washington, Ron, 2017-18
Weiss, Walt, 2018
 White, Jo Jo, 1966
 Williams, Jimmy, 1990-1996
 Wine, Bobby, 1985, 88-90
 Wyatt, Whitlow, 1966-67
 Yost, Ned, 1991-2002
Young Sr., Eric, 2018

BOSTON/MILWAUKEE BRAVES ROSTER (1900-65)

Following is a list of players who appeared in at least one official Boston Braves/Milwaukee Braves game from 1900 to 1965.

A

Aaron, Hank, 1954-65
 Aaron, Tommie, 1962-65
 Abbaticchio, Ed, 1903-05, 1910
 Adcock, Joe, 1953-62
 Addis, Bob, 1950-51
 Aderholt, Morrie, 1945
 Akers, Bill, 1932
 Allen, Frank, 1916-17
 Alomar, Sandy, 1964-65
 Alou, Felipe, 1964-65
 Anderson, William, 1925
 Andrews, Nathan, 1943-45
 Andrews, Stanley, 1939-40
 Antonelli, John, 1948-50, 53, 61
 Asmussen, Tom, 1907
 Aspromonte, Ken, 1926
 Atwell, Toby, 1956
 Aubrey, Harry, 1903
 Autry, Chick, 1909
 Averill, Earl, 1941
 Avila, Bobby, 1959

B

Babich, John, 1936
 Bagwell, William, 1923
 Bailey, Gene, 1919-20
 Bailey, Fred, 1916-18
 Bailey, Edgar, 1964
 Bailey, Harvey, 1900
 Balas, Mike, 1938
 Ball, James, 1907-08
 Bancroft, David, 1924-27
 Barbare, Walter, 1921-22
 Barberich, Frank, 1907
 Barkley, George, 1904-05
 Barkley, Red, 1939
 Barnes, Jesse, 1915-17, 23-25
 Barnes, Virgil, 1928
 Barnicle, George, 1939-41
 Barrett, Red, 1943-45, 47-49
 Barrett, Frank, 1946
 Barrett, John, 1946
 Barrett, Dick, 1934
 Barron, Red, 1929
 Barry, Shad, 1900-01
 Bass, Doc, 1918
 Batchelder, Joe, 1923-25
 Bates, John, 1906-09
 Beauchamp, James, 1965
 Beaumont, Ginger, 1907-09
 Beazley, John, 1947-49
 Beck, Fred, 1909-10
 Becker, Beals, 1908-09
 Bedell, Howard, 1962
 Bell, Gus, 1962-64
 Bell, Lester, 1928-29
 Bengel, Ray, 1936
 Benton, Lawrence, 1923-27, 35
 Berger, Wally, 1930-37
 Berres, Roy, 1940-41

Betts, Huck, 1932-35
 Bickford, Vernon, 1948-53
 Blackaby, Ethan, 1962, 64
 Blackburne, Russell, 1919
 Blackburn, Earl, 1915-16
 Blanchard, John, 1965
 Blanche, Al, 1935-36
 Blasingame, Wade, 1963-65
 Bloskel, Tony, 1919-23
 Boggs, Ray, 1928
 Bolling, Frank, 1961-65
 Bonner, Frank, 1903
 Bool, Albert, 1931
 Boone, Ray, 1959-60
 Boulets, Jake, 1907-09
 Bowerman, Frank, 1908-09
 Boyd, Robert, 1961
 Boyle, Buzz, 1929-30
 Brady, James, 1912
 Brady, Robert, 1946-47
 Brady, King, 1912
 Brain, David, 1906-07
 Brandt, Ed, 1928-35
 Braun, John, 1964
 Braxton, Garland, 1921-22
 Bray, Buster, 1941
 Bridwell, Albert, 1906-07, 11-12
 Broskie, Sigg, 1940
 Brown, Buster, 1909-13
 Brown, Drummond, 1913
 Brown, Edward, 1926-28
 Brown, Fred, 1901-02
 Brown, Robert, 1930-36
 Brown, Samuel, 1906-07
 Browne, George, 1908
 Brubaker, Wilbur, 1943
 Brunet, George, 1960-61
 Brush, Robert, 1907
 Bruton, William, 1953-60
 Bues, Arthur, 1913
 Buhl, Robert, 1953-62
 Burdette, Lew, 1951-63
 Burke, Frank, 1907
 Burke, William, 1910-11
 Burns, Joe, 1943
 Burris, Paul, 1948, 50, 52-53
 Burrus, Dick, 1925-28
 Bush, Guy, 1936-37
 Butler, Arthur, 1911
 Butler, Cecil, 1962, 64

C

Calderone, Samuel, 1954
 Calhoun, William, 1913
 Callahan, Joe, 1939-40
 Camelli, Hank, 1947
 Cameron, John, 1906
 Campbell, Vin, 1912
 Canavan, Hugh, 1918
 Cannell, Rip, 1904-05
 Cantwell, Ben, 1928-36
 Capri, Pat, 1944
 Cardoni, Ben, 1943-45

Carnett, Edwin, 1941
 Carney, Pat, 1901-04
 Carroll, Clay, 1964-65
 Carroll, Dixie, 1919
 Carty, Rico, 1963-65
 Cather, Teddy, 1914-15
 Causey, Red, 1919
 Chadbourne, Chester, 1918
 Chambers, Rome, 1900
 Chaplin, Tiny, 1936
 Chappell, Larry, 1916-17
 Chappelle, William, 1908-09
 Chatham, Buster, 1930-31
 Cheney, Laurance, 1919
 Chipman, Rob, 1950-52
 Chrisley, Neil, 1961
 Christenbury, Lloyd, 1919-22
 Cimoli, Gino, 1961
 Clark, Earl, 1927-33
 Clarke, Joshua, 1911
 Clarke, Boileyard, 1900
 Clarkson, Buzz, 1952
 Clarkson, William, 1928-29
 Clemens, Clem, 1939, 44
 Clements, John, 1900
 Cline, Ty, 1963-65
 Cloninger, Tony, 1961-65
 Clymer, Otis, 1913
 Cocreham, Gene, 1913-15
 Coffey, Jack, 1909
 Coffman, Dick, 1940
 Cole, David, 1950-53
 Cole, Dick, 1957
 Collins, Cyril, 1913-14
 Collins, Zip, 1915-17
 Collins, James, 1900
 Collins, William, 1910-11
 Compton, Pete, 1915-16
 Conatser, Clinton, 1948-49
 Conley, Gene, 1952, 54-58
 Conlon, Arthur, 1923
 Connaughton, Frank, 1906
 Connolly, Joe, 1913-16
 Connor, Joe, 1900
 Constable, James, 1962
 Conway, Rip, 1918
 Cooley, Duff, 1901-04
 Cooney, James, 1928
 Cooney, John, 1921-30, 38-42
 Cooney, William, 1909-10
 Cooper, Morton, 1945-47
 Cooper, Walker, 1950-53
 Coscarat, Joe, 1935-36
 Cottier, Charles, 1959-60
 Cottrell, Ensign, 1914
 Courtney, Ernie, 1902
 Cousineau, Dee, 1923-25
 Covington, Sam, 1917-18
 Covington, Wes, 1956-61
 Cowan, Billy, 1965
 Cozart, Charles, 1945
 Crandall, Delmar, 1949-63
 Crandall, Doc, 1918
 Creedon, Connie, 1943

Crolius, Fred, 1901
 Crone, Ray, 1954-57
 Cronin, William, 1928-31
 Crowe, George, 1952-55
 Cruise, Walton, 1919-24
 Crum, Calvin, 1917-18
 Crutcher, Rich, 1914-15
 Cuccinello, Anthony, 1936-40, 42-43
 Culler, Richard, 1944-47
 Cummings, Jack, 1929
 Cunningham, Bruce, 1929-32
 Cunningham, William, 1924
 Cuppy, George, 1900
 Curran, Sam, 1902
 Curtis, Clifton, 1909-11
 Curtis, Jack, 1962
 Cusick, Jack, 1952

D

Dagenhard, John, 1943
 Dahlen, William, 1908-09
 Dam, Bill, 1909
 Daniels, Jack, 1952
 Dark, Alvin, 1946, 48-49, 60
 Davis, George, 1913-15
 Deal, Charles, 1913-14
 Delahanty, James, 1904-05
 De La Hoz, Miguel, 1964-65
 Delaney, Arthur, 1928-29
 Demaree, Al, 1919
 Demaree, Frank, 1941-42
 De Merit, John, 1957-59, 61
 De Montreville, Gene, 1901-02
 Dessau, Rube, 1907
 Detwiller, Ducky, 1942, 46
 Devlin, Arthur, 1912-13
 De Vogt, Rex, 1913
 Devore, Joshua, 1914
 Dexter, Charles, 1902-03
 Dickson, Walter, 1912-13
 Diehl, Ernest, 1906, 09
 Diehl, George, 1942-43
 Dillard, Don, 1963, 65
 DiMaggio, Vince, 1937-38
 Dinneen, William, 1900-01
 Dittmer, Jack, 1952-56
 Dolan, Cozy, 1905-06
 Doll, Arthur, 1936, 38
 Donlin, Mike, 1911
 Donnelly, Ed, 1911-12
 Donnelly, Bltix, 1951
 Donovan, Dick, 1950-52
 Donovan, Bill, 1942-43
 Dorner, Gus, 1906-09
 Drabowsky, Moe, 1961
 Dressen, William, 1931
 Dresser, Robert, 1902
 Drews, Frank, 1944-45
 Dudra, John, 1941
 Duffy, Hugh, 1900
 Dugey, Oscar, 1913-14, 20
 Dunlap, William, 1929-30

E

Earley, Tom, 1938-42, 45
 Eason, Malcolm, 1902
 Eays, Edwin, 1920-21

Eckhardt, Ox, 1932
 Edelman, John, 1955
 Edwards, Foster, 1925-28
 Egan, Dick, 1915-16
 Eilers, David, 1964-65
 Elliott, Bob, 1947-51
 Elliott, Rowdy, 1910
 Elliott, Glenn, 1947-49
 Elliott, Jumbo, 1934
 Emmerich, Robert, 1923
 English, Gilbert, 1937-38
 Erickson, Dick, 1938-42
 Estock, George, 1951
 Etchison, Buck, 1943-44
 Evans, Chick, 1909-10
 Evers, John, 1914-17, 29

F

Fallenstein, Ed, 1933
 Farrell, Doc, 1927-29
 Farrell, Kerby, 1943
 Felix, Gus, 1923-25
 Ferguson, George, 1908-11
 Fernandez, Nanny, 1942-47
 Ferrell, Wesley, 1941
 Fette, Louis, 1937-40, 45
 Fillingim, Dana, 1918-23
 Fischer, Hank, 1962-65
 Fisher, Thomas, 1904
 Fitzberger, Charles, 1928
 Fitzpatrick, Ed, 1915-17
 Flaherty, Pat, 1907-08, 11
 Fletcher, Elbie, 1934-39, 49
 Ford, Gene, 1936
 Ford, Hod, 1919-23, 32-33
 Fournier, Jacques, 1927
 Fox, Terrence, 1960
 Frankhouse, F.M., 1930-35, 39
 Fraser, Chick, 1905
 Frasier, Victor, 1937
 Freigau, Howard, 1928
 Freeman, John, 1900
 Frock, Sam, 1907, 10-11
 Funk, Franklin, 1963

G

Gabler, Frank, 1937-38
 Gabrielson, L.G., 1960, 63-64
 Gallagher, Gil, 1922
 Gammons, Daff, 1901
 Garms, Debs, 1937-39
 Gautreau, Doc, 1925-28
 Gearin, Dinty, 1924
 Geier, Phil, 1904
 Genewich, Joe, 1922-28
 Gentile, Sam, 1943
 George, Lefty, 1918
 Geraghty, Ben, 1943-44
 Gervais, Lefty, 1913
 Getz, Gustave, 1909-10
 Gibson, Frank, 1921-27
 Giggie, Robert, 1959-60
 Gilbert, Lawrence, 1914-15
 Gillenwater, Carden, 1945-46
 Gladu, Roland, 1944
 Glossop, Alban, 1940
 Goldsmith, Hal, 1926-28
 Gonder, Jesse, 1965

Gonzalez, Mike, 1912
 Good, Eugene, 1906
 Good, Ralph, 1910
 Good, Wilbur, 1910-11
 Gordon, Sidney, 1950-53
 Gorin, Charles, 1954-55
 Gowdy, Hank, 1911-23, 29-30
 Graham, Peaches, 1908-11
 Graham, Kyle, 1924-26
 Graves, Sid, 1927
 Greenfield, Kent, 1927-29
 Gremminger, Ed, 1902-03
 Grempp, Buddy, 1940-42
 Griffin, Hank, 1911-12
 Griffith, Thomas, 1913-14
 Grimes, Burleigh, 1930
 Grosart, George, 1901
 Gyselman, Rich, 1933-34

H

Haid, Hal, 1931
 Haas, Eddie, 1958, 60
 Haefner, Mickey, 1950
 Hale, Dad, 1902
 Hall, Robert, 1949-50
 Hanebrink, Harry, 1953, 57-58
 Hannifin, John, 1908
 Hargrave, Pinky, 1932-33
 Harley, Dick, 1905
 Harris, David, 1925, 28
 Hartman, Robert, 1959
 Hartsfield, Roy, 1950-52
 Haslin, Mickey, 1936
 Hassett, Buddy, 1939-41
 Hazle, Robert, 1957-58
 Hearn, Bunn, 1918, 20
 Hearn, Bunny, 1926-29
 Heath, Jeff, 1948-49
 Heltzel, Heinie, 1943
 Hendley, Bob, 1961-63
 Hendrickson, Donald, 1945-46
 Henry, John, 1918
 Henry, Snake, 1922-23
 Herman, William, 1946
 Hermann, Albert, 1923-24
 Hersh, Earl, 1956
 Hershey, Frank, 1905
 Herzog, Buck, 1910-11, 18-19
 Hess, Otto, 1912-15
 Heving, Joe, 1945
 Hickey, James, 1942, 44
 High, Andrew, 1925-27
 Hill, John, 1939
 Hinton, John, 1901
 Hitchcock, Jim, 1938
 Hodgkin, Elmer, 1939
 Hoeft, William, 1964
 Hofferth, Stewart, 1944-46
 Hoffman, Izzy, 1907
 Hogan, Shanty, 1925-27, 33-35
 Hogg, Brad, 1911-12
 Hogue, Robert, 1948-51
 Holke, Walter, 1919-22
 Holland, Dutch, 1932-33
 Hollingsworth, Bonnie, 1928
 Holmes, Tom, 1942-51
 Hood, Abie, 1925
 Hoop, John, 1946-47

Hoover, Dick, 1952
 Hornsby, Rogers, 1928
 Houser, Ben, 1911-12
 Howard, Del, 1906-07
 Huber, Otto, 1939
 Hughes, Tom, 1914-18
 Hulihan, Harry, 1922
 Hunnefield, William, 1931
 Huston, Warren, 1944
 Hutchings, John, 1941-42,
 44-46
 Hutchinson, Ira, 1937-38,
 44-45\

I

Ingerton, Scotty, 1911

J

Jacklitsch, Fred, 1917
 Jackson, George, 1911-13
 James, Bernie, 1929-30
 James, William, 1913-15, 19
 Javery, Alva, 1940-46
 Jay, Joe, 1953-60
 Jeffcoat, George, 1943
 Jester, Virgil, 1952-53
 Jethroe, Sam, 1950-52
 Johnson, Arthur, 1940-42
 Johnson, Ernie, 1950-58
 Johnson, Ken, 1965
 Johnson, Louis, 1962
 Johnson, Roy, 1937-38
 Johnson, Silas, 1946-47
 Johnston, James, 1926
 Jolly, David, 1953-57
 Jones, John, 1920
 Jones, Ken, 1930
 Jones, Mack, 1961-65
 Jones, Percy, 1929
 Jones, Sheldon, 1952
 Jones, Nippy, 1957
 Jones, William, 1911-12
 Jordan, Buck, 1932-37
 Joost, Eddie, 1943, 45

K

Kahle, Robert, 1938
 Kahn, Owen, 1930
 Kaiser, Albert, 1911-12
 Kamp, Ike, 1924-25
 Kane, Tom, 1938
 Karl, Andy, 1947
 Keating, Ray, 1919
 Kelleher, John, 1924
 Kelley, Joseph, 1908
 Kelley, Dick, 1964-65
 Kelly, James, 1918
 Kelly, Joe, 1917-19
 Kenney, Arthur, 1938
 Kerr, Buddy, 1950-51
 Kibbie, Hod, 1925
 King, Lee, 1919
 Kirke, Jay, 1911-13
 Kittredge, Malachi, 1901-03
 Klaus, William, 1952-53
 Klimchock, Louis, 1962-65
 Kling, John, 1911-12

Klobedanz, Frederick, 1902
 Klopp, Stan, 1944
 Kluttz, Clyde, 1942-45
 Knetzer, Elmer, 1916
 Knight, Jack, 1927
 Knothe, Fritz, 1932-33
 Knotts, Joe, 1907
 Kolb, Gary, 1964-65
 Konetchy, Ed, 1916-18
 Konstanty, Jim, 1946
 Kopf, William, 1922-23
 Koppe, Joe, 1958
 Koslo, Dave, 1954-55
 Kowalik, Fabian, 1936
 Kraft, Clarence, 1914
 Kroh, Rube, 1912
 Krsnich, Mike, 1960, 62
 Kruger, Art, 1910
 Kuczek, Steve, 1949

L

Lake, Fred, 1910
 Lakeman, Albert, 1949
 La Manna, Frank, 1940-42
 Lane, Hunter, 1924
 Lanfranconi, Walt, 1947
 Lanning, John, 1936-39, 47
 Lansing, Eugene, 1922
 Larker, Norman, 1963
 Larsen, Swede, 1936
 Lary, Frank, 1964
 Lau, Charles, 1960-61
 Lauterborn, William, 1904-05
 Lawson, Robert, 1901
 Leach, Fred, 1932
 Lee, Harold, 1933-36
 Lee, William, 1945-46
 Lefler, Wade, 1924
 Leggett, Louis, 1929
 Lemaster, Denny, 1962-65
 Leverett, Dixie, 1929
 Lewis, Edward, 1900
 Lewis, William, 1935-36
 Liddle, Don, 1953
 Liese, Fred, 1910
 Lindaman, Vive, 1960-09
 Lindemann, Ernest, 1907
 Linden, Walter, 1950
 Lindquist, Carl, 1943-44
 Litwhiler, Danny, 1946-48
 Littlefield, Dick, 1958
 Livingston, Tom, 1949
 Loane, Bob, 1940
 Logan, John, 1951-61
 Logan, Bob, 1945
 Lombardi, Ernie, 1942
 Long, Red, 1902
 Lopata, Stan, 1959-60
 Lopez, Al, 1936-40
 Lord, Bris, 1913
 Low, Fletcher, 1915
 Lucas, Charles, 1924-25
 Luque, Dolf, 1914-15
 Lush, Billy, 1901-02
 Lyons, Al, 1948

M

MacFayden, Dick, 1935-39, 43
 Mack, Joe, 1945
 MacKenzie, Ken, 1960-61
 Macon, Max, 1944-47
 Madden, Tom, 1906
 MacPherson, Harry, 1944
 Magee, Sherry, 1915-17
 Maggert, Harl, 1938
 Maguire, Fred, 1929-31
 Majeski, Hank, 1939-41
 Malarkey, John, 1902-03
 Malkmus, Bobby, 1957
 Mallon, Les, 1934-35
 Maloney, Charlie, 1908
 Mangum, Leo, 1932-35
 Mann, L., 1913-14, 19-20, 24-27
 Manno, Don, 1940-41
 Mantilla, Felix, 1956-61
 Manville, Dick, 1950
 Maranville, Rabbit, 1912-20, 29-35
 Marquard, Rube, 1922-25
 Marquez, Luis, 1951
 Marriott, Bill, 1925
 Marshall, Willard, 1950-52
 Marshall, Doc, 1904
 Martel, Marty, 1910
 Martin, Jack, 1914
 Martin, Bill, 1914
 Martin, Ray, 1943, 47-48
 Masi, Phil, 1939-49
 Massey, Roy, 1918
 Massey, Mike, 1917
 Mathes, Joe, 1916
 Mathews, Ed, 1952-65
 Mattern, Al, 1908-12
 Matthews, Joe, 1922
 Mauch, Gene, 1950-51
 Maye, Lee, 1959-65
 Mayo, Ed, 1937-38
 McAfee, Bill, 1931
 McAuliffe, Gene, 1904
 McCarthy, John, 1943, 46
 McCarthy, Tom, 1908-09
 McCarthy, Bill, 1906
 McCarthy, William J., 1905
 McCleskey, Jeff, 1913
 McCloskey, Jim, 1936
 McCormick, Frank, 1947-48
 McCormick, Mike, 1946-48
 McCreery, Tom, 1903
 McDonald, Tex, 1913
 McDonald, Ed, 1911-12
 McElyea, Frank, 1942
 McGann, Dan, 1908
 McGee, Dan, 1934
 McGowan, Frank, 1937
 McInnis, Stuffy, 1923-24
 McKechnie, William, 1913
 McLeod, Ralph, 1938
 McMahan, Don, 1957-62
 McManus, Marty, 1934
 McMillian, Roy, 1961-64
 McNamara, Dinny, 1927-28
 McNamara, Tim, 1922-25
 McNichol, Ed, 1904
 McQuillan, Hugh, 1918-22, 27
 McTigue, Bill, 1911-13

Medwick, Joe, 1945
 Menke, Denis, 1962-65
 Metkovich, Catfish, 1954
 Meyers, Chief, 1917
 Miller, Ed, 1939-42
 Miller, Frank, 1922-23
 Miller, Doc, 1910-12
 Miller, Tom, 1918-19
 Mills, Art, 1927-28
 Mitchell, Fred, 1913
 Mogridge, George, 1926-27
 Montgomery, Al, 1941
 Moore, Gene, 1936-38, 40-41
 Moore, Eddie, 1926-28
 Moore, Randy, 1930-35
 Moran, Al, 1938-39
 Moran, Herbie, 1908-10, 14-15
 Moran, Pat, 1901-05
 More, Forrest, 1909
 Morehead, Seth, 1961
 Morgan, Cyril, 1921-22
 Morgan, Joe, 1959
 Moriarity, Ed, 1935-36
 Moroney, Jim, 1906
 Morrison, Guy, 1927-28
 Morton, Bubba, 1963
 Moss, Ray, 1931
 Mowry, Joe, 1933-35
 Mueller, Heinie, 1928-29
 Mueller, Ray, 1935-38, 51
 Muich, Joe, 1924
 Mulligan, Dick, 1946-47
 Murff, Red, 1956-57
 Murphy, Dave, 1905
 Murphy, Frank, 1901
 Murphy, Buzz, 1918
 Murray, James, 1914
 Murray, Jim, 1936
 Murtaugh, Dan, 1947
 Myers, Hap, 1913

N

Needham, Tom, 1904-07
 Nehf, Art, 1915-19
 Neill, Tom, 1946-47
 Neis, Bernie, 1925-26
 Nelson, Tom, 1945
 Neun, John, 1930-31
 Nichols, Kid, 1900-01
 Nichols, Chet, 1951, 54-56
 Nicholson, Fred, 1921-22
 Niekro, Phil, 1964-65
 Nieman, Butch, 1943-45
 Niggeling, John, 1938, 46
 Nixon, Al, 1921-23
 North, Lou, 1924
 Northrop, Jake, 1918-19
 Nottebart, Don, 1960-62
 Noyes, Wynn, 1913
 Nutter, Dizzy, 1919

O

O'Brien, John, 1959
 O'Connell, Dan, 1954-57
 O'Dea, Ken, 1946
 O'Dell, Billy, 1965
 Odum, Dave, 1943
 Oeschger, Joe, 1919-23

Ogrodowski, Joe, 1925
 O'Hara, Kid, 1904
 Oliver, Gene, 1963-65
 Olivo, Chichi, 1961, 64-65
 Olmo, Luis, 1950-51
 O'Neil, Mickey, 1919-25
 O'Neill, Jack, 1906
 Orndorff, Jesse, 1907
 O'Rourke, Frank, 1912
 Osborne, Wayne, 1936
 Osinski, Dan, 1965
 Outlaw, Jimmy, 1939

P

Padgett, Don, 1946
 Padgett, Ernie, 1923-25
 Pafko, Andy, 1953-59
 Paine, Phil, 1951, 54-57
 Palmero, Emilio, 1928
 Parson, Jiggs, 1910-11
 Patton, Gene, 1944
 Peery, Red, 1929
 Pendleton, Jim, 1953-56
 Perdue, Hub, 1911-14
 Peploski, Henry, 1929
 Pfeffer, Jeff, 1906-08, 11
 Phillips, Damon, 1944, 46
 Phillips, Ed, 1924
 Phillips, Taylor, 1956-57
 Piatt, Wiley, 1903
 Piche, Ron, 1960-63
 Pick, Charlie, 1919-20
 Pickrel, Clarence, 1934
 Piechota, Al, 1940-41
 Pierotti, Al, 1920-21
 Pilney, Anoy, 1936
 Pisoni, Jim, 1959
 Pittinger, Toggie, 1900-04
 Pizarro, Juan, 1957-60
 Poland, Hugh, 1943-44, 46
 Posedel, Bill, 1939-41, 46
 Potter, Nels, 1948-49
 Powell, Ray, 1917-24
 Preibisch, Mel, 1940-41
 Prendergast, Jim, 1948
 Pruet, Hub, 1932
 Pyle, Ewald, 1945

Q

Queen, Bill, 1954
 Quinn, Jack, 1913

R

Ragan, Pat, 1915-19
 Ramsey, Bill, 1945
 Randall, Newt, 1907
 Ranew, Merritt, 1964
 Rariden, Bill, 1909-13
 Rawlings, John, 1917-20
 Raymer, Fred, 1904-05
 Raymond, Claude, 1961-63
 Reed, Bill, 1952
 Rehg, Wally, 1917-18
 Reid, Earl, 1946
 Reis, Robert, 1936-38
 Reis, Tom, 1938
 Reiser, Pete, 1949-50

Reulbach, Ed, 1916-17
 Rhem, Flint, 1934-35
 Rhief, Billy, 1930
 Rice, Del, 1955-59
 Rich, Woody, 1944
 Richbourg, Lance, 1927-31
 Richie, Lew, 1909-10
 Rickert, Joe, 1901
 Rickert, Marv, 1948-49
 Rico, Art, 1916-17
 Riconda, Harry, 1926
 Riddle, John, 1937-38
 Riggert, Joe, 1919
 Riley, Jim, 1910
 Ritchey, Claude, 1907-09
 Roach, Mel, 1953-54, 57-61
 Roberge, Skip, 1941-42, 46
 Robertson, Charlie, 1927-28
 Robertson, Gene, 1929-30
 Robinson, Humberto, 1955-58
 Rollings, Red, 1930
 Roof, Phil, 1961, 64
 Roselli, Bob, 1955-56, 58
 Roser, Steve, 1946
 Roser, John, 1922
 Ross, Chet, 1939-44
 Rowell, Bama, 1939-41, 46-47
 Roy, Norm, 1950
 Rudolph, Dick, 1913-20, 22, 27
 Rush, Bob, 1958-60
 Russell, Jim, 1948-49
 Ruth, Babe, 1935
 Ryan, Connie, 1943-44, 46-50
 Ryan, Rasy, 1925-26

S

Sadowski, Bob, 1963-65
 Sain, John, 1942, 46-51
 St. Claire, Ebba, 1951-53
 Salkeld, Bill, 1948-49
 Samuel, Amado, 1962-63
 Sanders, Raymond, 1946, 1948-58
 Sandlock, Mike, 1942, 44
 Salvo, Manny, 1940-43
 Sauer, Ed, 1949
 Sawatski, Carl, 1957-58
 Scalzi, John, 1931
 Scarsella, Les, 1940
 Schacht, Sid, 1951
 Schacker, Hal, 1945
 Schmidt, Butch, 1913-15
 Schneider, Dan, 1963-64
 Schoendienst, Red, 1957-60
 Schreiber, Hank, 1917
 Schulmerich, Wes, 1931-33
 Schulte, Jack, 1906
 Schulte, John, 1932
 Schultz, Joe, 1912-13
 Schuster, William, 1939
 Schwind, Arthur, 1912
 Scott, Jack, 1917-21
 Seibold, Socks, 1929-33
 Sellers, Rube, 1910
 Seymour, Cy, 1913
 Shannon, Joe, 1915
 Shannon, Red, 1915
 Sharpe, Bud, 1905, 10
 Shaw, Alfred, 1909

Shaw, Robert, 1962-63
 Shay, Marty, 1924
 Shean, Dave, 1909-10, 12
 Shearer, Ray, 1957
 Sheely, Earl, 1931
 Shemo, Stan, 1944-45
 Sherdel, William, 1930-32
 Shires, Art, 1932
 Shoffner, Milt, 1937-39
 Shoun, Clyde, 1947-49
 Shupe, Vincent, 1945
 Siemer, Oscar, 1925-26
 Simmons, Alousius, 1939
 Siner, Hosea, 1909
 Singleton, Elmer, 1945-46
 Sisler, George, 1928-30
 Sisti, Sibby, 1939-42, 46-54
 Slagle, James, 1901
 Slaughter, Enos, 1959
 Sleater, Louis, 1956
 Smalley, Roy, 1954
 Smith, Earl, 1923-24
 Smith, Elmer, 1901
 Smith, Fred, 1913
 Smith Harry, 1908-10
 Smith, Jack, 1964
 Smith, Jack, 1926-29
 Smith, Jimmy, 1918
 Smith, Red, 1914-1919
 Smith, Robert, 1923-30, 33-37
 Snodgrass, Fred, 1915-16
 Southworth, Billy, 1921-23
 Southworth, William, 1964
 Spahn, Warren, 1942, 46-64
 Spangler, Albert, 1959-61
 Spencer, Chester, 1906
 Sperber, Edwin, 1924-25
 Spohrer, Alfred, 1928-35
 Spratt, Harry, 1911-12
 Stahl, Chick, 1900
 Stanky, Ed, 1948-49
 Stanley, Joe, 1903-04
 Starr, Charles, 1909
 Starr, Ray, 1933
 Steinfeldt, Harry, 1911
 Stern, Fred, 1908-09
 Stengel, Casey, 1924-25
 Stewart, Joe, 1904
 Stout, Allyn, 1943
 Strand, Paul, 1913-15
 Street, Gabby, 1905
 Strincevich, Nicholas, 1940-41
 Stripp, Joe, 1938
 Stroebel, Allie, 1905-06
 Sturgeon, Robert, 1948
 Stryker, Dutch, 1924
 Sullivan, Andrew, 1904
 Sullivan, John, 1920-21
 Sullivan, Joe, 1939-41
 Sullivan, William, 1900
 Surkont, Max, 1950-53
 Sutcliffe, Butch, 1938
 Sweeney, William, 1907-13
 Swift, William, 1940

T
 Talcott, Roy, 1943
 Tanner, Chuck, 1955-57

Taylor, Ben, 1955
 Taylor, Ed, 1926
 Taylor, Robert, 1957-58, 61-63
 Taylor, Zack, 1926-29
 Tenney, Fred, 1900-07, 11
 Terry, Zebulon, 1918
 Thevenow, Tom, 1937
 Thiel, Bert, 1952
 Thomas, Frank, 1961, 65
 Thomas, Herbert, 1924-25, 27
 Thomas, Roy, 1909
 Thomas, Walter, 1908
 Thompson, Don, 1949
 Thompson, Fuller, 1911
 Thompson, Tommy, 1933-36
 Thomson, Bobby, 1954-57
 Thorpe, Bob, 1951-53
 Thorpe, Jim, 1919
 Tiefenauer, Bobby, 1963-65
 Tierney, Cotton, 1924
 Titus, John, 1912-13
 Tobin, James, 1940-45
 Torgeson, Earl, 1947-52
 Torphy, Red, 1920
 Torre, Frank, 1956-60
 Torre, Joe, 1960-65
 Tost, Louis, 1942-43
 Touchstone, Clayland, 1928-29
 Townsend, Ira, 1920-21
 Townsend, Leo, 1920-21
 Trageser, Walter, 1913-19
 Trowbridge, Robert, 1956-59
 Tuckey, Thomas, 1908-09
 Turner, James, 1937-39
 Twombly, George, 1917
 Tyler, Fred, 1914
 Tyler, Lefty, 1910-17
 Tyler, John, 1934-35

U
 Uecker, Bob, 1962-63
 Ulisney, Mike, 1945
 Umbach, Arnold, 1964
 Upham, William, 1918
 Urban, Luke, 1927-28
 Urbanski, William, 1931-37

V
 Vargas, Roberto, 1955
 Vargas, William, 1925-26
 Veigel, Allan, 1939
 Veltman, Arthur, 1931
 Verban, Emil, 1950
 Vernon, Mickey, 1959
 Voisle, William, 1947-49
 Volz, Jake, 1905
 Voyles, Philip, 1929

W
 Wagner, William, 1918
 Wall, Murray, 1950
 Wallace, Lefty, 1942, 45-46
 Wallen, Norman, 1945
 Walsh, Edward, 1917
 Walsh, Joe, 1938
 Walters, Bucky, 1931-32, 50
 Waner, Lloyd, 1941

Waner, Paul, 1941-42
 Warstler, Rabbit, 1936-40
 Wasem, Link, 1937
 Watson, Mule, 1920-22
 Weafer, Hal, 1936
 Weaver, Orlie, 1911
 Weeden, Charles, 1911
 Weir, Roy, 1936-39
 Welsh, Jimmy, 1925-27, 29-30
 Wentzel, Stan, 1945
 Wertz, Johnny, 1926-29
 West, Max, 1938-42, 46
 Westerberg, Oscar, 1907
 Weston, Alfred, 1929
 Whaling, Bert, 1913-15
 Whelan, Tom, 1920
 Whisenant, Pete, 1952
 Whitcher, Robert, 1945
 White, Charles, 1954-55
 White, Ernest, 1946-48
 White, Kirby, 1909-1910
 White, Steve, 1912
 White, Samuel C., 1961
 White, Samuel L., 1919
 Whitehouse, Gilbert, 1912
 Whitney, Pinky, 1933-36
 Whitted, Possum, 1914
 Wickland, Albert, 1918
 Wietelmann, Whitey, 1939-46
 Wilborn, Claude, 1940
 Wilhelm, Kaiser, 1904-05
 Wilhoit, Joe, 1916-17
 Willey, Carlton, 1958-62
 Willis, Victor, 1900-05
 Williams, Ace, 1940, 46
 Williams, Earl, 1928
 Williams, Pop, 1903
 Wilson, Arthur, 1918-20
 Wilson, Charles, 1931
 Wilson, Frank, 1924-26
 Wilson, James, 1951-54
 Wise, Casey, 1958-59
 Witherup, Roy, 1906
 Wolverton, Harry, 1905
 Womack, Sidney, 1926
 Woodend, George, 1944
 Woodward, Woody, 1963-65
 Workman, Charles, 1943-46
 Worthington, Red, 1931-34
 Wright, Albert, 1933
 Wright, Ab, 1944
 Wright, Ed, 1945-48

Y
 Yeargin, James, 1922, 24
 Young, Cy, 1911
 Young, Harley, 1908
 Young, Herman, 1911
 Young, Irving, 1905-08

Z
 Zachary, Tom, 1930-34
 Zinn, Guy, 1913

OPPONENTS



ARIZONA DIAMONDBACKS

82-80 (3RD NL WEST)



Chase Field (48,618)
401 East Jefferson Street
Phoenix, AZ 85004
602.462.6500
dbacks.com

TOREY LOVULLO
MANAGER



Executive VP & General Manager.....Mike Hazen
Senior Director, Team TravelRoger Riley
SVP, Content and Communications.....Josh Rawitch
Sr. Director, Player & Media Relations.....Casey Wilcox

ALL-TIME VS. DIAMONDBACKS

Record.....80-64	Last Braves 2-game sweep4/27-28/98	Last D-Backs 2-game sweep 5/18-19/11
Record in Atlanta39-30	Last Braves 3-game sweep 7/14-16/17	Last D-Backs 3-game sweep 5/6-8/16
Record on road41-34	Last Braves 4-game sweepNone	Last D-Backs 4-game sweep6/1-4/06

2018 RESULTS - BRAVES 4, DIAMONDBACKS 3

Date	Result	Win-Loss-Save	Date	Result	Win-Loss-Save
7/13	L, 2-1	Godley-S.Freeman-Boxberger	9/6	W, 7-6 (10)	Biddle-Boxberger-Brach
7/14	L, 3-0	Greinke-Newcomb-Boxberger	9/7	L, 5-3	Corbin-Gausman-Boxberger
7/15	W, 5-1	Teheran-Corbin-None	9/8	W, 5-4 (10)	Sobotka-Chafin-Minter
			9/9	W, 9-5	S.Freeman-Boxberger-None

Blue for Home Games

CHICAGO CUBS

95-68 (2ND NL CENTRAL)



Wrigley Field (41,268)
1060 W. Addison Street
Chicago, IL 60613
(773) 404-CUBS (2827)
cubs.com

JOE MADDON
MANAGER



President, Baseball Operations Theo Epstein
Traveling Secretary.....Vijay Tekchandani
Director, Media Relations.....Peter Chase
Assistant Director, Media Relations.....Jason Carr

ALL-TIME VS. CUBS

Record (since 1900)888-1,060-12	Last Braves 2-game sweep4/12-13/97	Last Cubs 2-game sweep 7/20-21/98
Record (Atlanta Era)271-258-2	Last Braves 3-game sweep 5/9-11/14	Last Cubs 3-game sweep 7/17-19/17
Record in Atlanta149-118-2	Last Braves 4-game sweep 7/4-7/05	Last Cubs 4-game sweep 8/20-23/15
Record on road (since 1900)398-578-3		
Record on road (Atlanta Era)122-140		

2018 RESULTS - BRAVES 3, CUBS 3

Date	Result	Win-Loss-Save	Date	Result	Win-Loss-Save
4/13	W, 4-0	Sanchez-Darvish-None	5/15	L, 3-2	Edwards Jr.-Vizcaino-Morrow
4/14	L, 14-10	Wilson-Ramirez-None	5/16	W, 4-1	Minter-Edwards Jr.-Vizcaino
5/14	W, 6-5	Teheran-Quintana-A.Minter	8/30	L, 5-4	Kintzler-Foltynewicz-Strop

Blue for Home Games

CINCINNATI REDS

67-95 (5TH NL CENTRAL)



Great American Ball Park (42,271)
100 Joe Nuxhall Way
Cincinnati, OH 45202
(513) 765-7800
reds.com

DAVID BELL
MANAGER



President of Baseball Operations, GM Dick Williams
Senior Director, Team Travel Gary Wahoff
Vice President, Media Relations Rob Butcher

ALL-TIME VS. REDS

Record (since 1900).....	992-1105-13	Last Braves 2-game sweep	5/19-20/10	Last Reds 2-game sweep.....	9/28-29/87
Record (Atlanta Era).....	321-363-1	Last Braves 3-game sweep	4/25-27/14	Last Reds 3-game sweep.....	9/4-6/09
Record in Atlanta	162-175	Last Braves 4-game sweep	9/3-5/54	Last Reds 4-game sweep.....	5/21-24/12
Record on road (since 1900).....	474-585-8	Last Braves 5-game sweep	5/31-6/3/84	Last Reds 5-game sweep.....	None
Record on road (Atlanta Era).....	159-188-1				

2018 RESULTS - REDS 4, BRAVES 3

Date	Result	Win-Loss-Save	Date	Result	Win-Loss-Save
4/23	L, 10-4	Romano-S.Freeman-Iglesias	6/25	W, 5-4 (11)	Jackson-Floro-None
4/24	L, 9-7 (12)	Hughes-Fried-None	6/26	L, 5-3	Harvey-Sánchez-Iglesias
4/25	W, 5-4	Winkler-Shackelford-Minter	6/27	L, 6-5	Stephens-S.Freeman-Iglesias
4/26	W, 7-4	S.Freeman-Peralta-Vizcaino			

Blue for Home Games

COLORADO ROCKIES

91-72 (2ND NL WEST)



Coors Field (50,144)
2001 Blake Street
Denver, CO 80205
(303) 292-0200
rockies.com

BUD BLACK
MANAGER



EVP & General Manager Jeff Bridich
Senior Director, Communications Warren Miller
Supervisor, Communications Cory Little

ALL-TIME VS. ROCKIES

Record	124-82	Last Braves 2-game sweep	5/1/2/06	Last Rockies 2-game sweep	4/25-26-98
Record in Atlanta	65-35	Last Braves 3-game sweep	5/4-6/12	Last Rockies 3-game sweep	8/23-25/10
Record on road	56-50	Last Braves 4-game sweep	7/29-8/1/13	Last Rockies 4-game sweep	8/16-19/1

2018 RESULTS - ROCKIES 5, BRAVES 2

Date	Result	Win-Loss-Save	Date	Result	Win-Loss-Save
4/6	W, 8-3	McCarthy-Marquez-None	8/16	L, 5-3	Oh-Brach-Davis
4/7	L, 3-2	Ottavino-Vizcaino-None	8/17	L, 11-5	Freeland-Newcomb-None
4/8	W, 4-0	Newcomb-Freeland-None	8/18	L, 5-3 (10)	Ottavino-Jackson-Davis
			8/19	L, 4-2	Marquez-Sánchez-Davis

Blue for Home Games

LOS ANGELES DODGERS

92-71 (1ST NL WEST)



Dodger Stadium (56,000)
1000 Elysian Park Avenue
Los Angeles, CA 90012
(323) 224-1301
dodgers.com

President of Baseball Operations.....Andrew Friedman
Director, Team Travel.....Scott Akasaki
Senior Director, Public Relations.....Joe Jareck
Manager, Public Relations.....Daisuke Sugiura



DAVE ROBERTS
MANAGER

ALL-TIME VS. DODGERS

Record (since 1900).....947-1,137-22
Record (Atlanta Era).....302-371-1
Record in Atlanta165-170-1
Record on road (since 1900).....426-628-13
Record on road (Atlanta Era).....137-201

Last Braves 2-game sweep9/9-10/97
Last Braves 3-game sweep5/17-19/13
Last Braves 4-game sweep7/12-14/56

Last Dodgers 2-game sweep.....7/26-27/95
Last Dodgers 3-game sweep.....6/3-5/16
Last Dodgers 4-game sweep.....7/26-29/90

2018 RESULTS - DODGERS 5, BRAVES 2

Date	Result	Win-Loss-Save	Date	Result	Win-Loss-Save
6/8	L, 7-3	Buehler-McCarthy-None	7/26	L, 8-2	Hill-Sánchez-None
6/9	W, 5-3	Sánchez-Wood-Vizcaino	7/27	L, 4-1	Kershaw-Foltynewicz-K.Jansen
6/10	L, 7-2	Stripling-Newcomb-None	7/28	L, 5-1	Wood-Fried-None
			7/29	W, 4-1	Newcomb-Stripling-None

Blue for Home Games

MIAMI MARLINS

63-98 (5TH NL EAST)



Marlins Park (37,442)
501 Marlins Way
Miami, FL 33125
(305) 480-1300
marlins.com

President, Baseball Operations.....Michael Hill
Director, Team Travel.....Manny Colon
VP, Communications & Outreach.....Jason Latimer
Manager, Baseball Communications.....Joe Vieira



DON MATTINGLY
MANAGER

ALL-TIME VS. MARLINS

Record.....254-179
Record in Atlanta138-81
Record on road116-98

Last Braves 2-game sweep7/30-31/18
Last Braves 3-game sweep4/15-17/16
Last Braves 4-game sweep8/13-15/18

Last Marlins 2-game sweep5/13-14/97
Last Marlins 3-game sweep9/25-27/15
Last Marlins 4-game sweep.....None

2018 RESULTS - BRAVES 14, MARLINS 5

Date	Result	Win-Loss-Save	Date	Result	Win-Loss-Save	Date	Result	Win-Loss-Save
5/10	W, 9-2	Foltynewicz-Smith-Gohara	7/23	W, 12-1	Newcomb-Ureña-None	8/15	W, 5-2	Gausman-Garcia-Minter
5/11	L, 6-3	Straily-McCarthy-Ziegler	7/24	L, 9-3	Chen-Teheran-None	8/23	W, 5-0	Newcomb-Hernandez-None
5/12	W, 10-5	Minter-Steckenrider-None	7/30	W, 5-3	Teheran-Chen-Minter	8/24	L, 1-0	Straily-Foltynewicz-Conley
5/13	W, 4-3	Newcomb-Ureña-A.Vizcaino	7/31	W, 11-6	Allard-Straily-None	8/25	L, 3-1	Chen-Sánchez-Steckenrider
5/18	L, 2-0	Straily-Wisler-Ziegler	8/13	W, 9-1	Toussaint-Lopez-None	8/26	W, 4-0	Gausman-Lopez-None
5/19	W, 8-1	Newcomb-Ureña-None	8/13	W, 6-1	Foltynewicz-Gonzalez-None			
5/20	W, 10-9	Minter-Guerrero-None	8/14	W, 10-6	Biddle-Conley-None			

Blue for Home Games

MILWAUKEE BREWERS

96-67 (1ST NL CENTRAL)



Miller Park (41,900)
One Brewers Way
Milwaukee, WI 53214
(414) 902-4500
brewers.com

CRAIG COUNSELL
MANAGER



General Manager..... David Stearns
Sr. Director, Team Travel/Clubhouse Ops..... Dan Larrea
Senior Director, Media Relations..... Mike Vassallo
Senior Manager, Media Relations..... Ken Spindler

ALL-TIME VS. BREWERS

Record.....	84-60	Last Braves 2-game sweep	None	Last Brewers 2-game sweep	None
Record in Atlanta	45-29	Last Braves 3-game sweep	4/13-15/12	Last Brewers 3-game sweep.....	5/24-26/16
Record on road	39-31	Last Braves 4-game sweep	5/2-5/11	Last Brewers 4-game sweep	None

2018 RESULTS - BREWERS 4, BRAVES 3

Date	Result	Win-Loss-Save	Date	Result	Win-Loss-Save
7/5	L, 7-2	Chacin-Fried-Jennings	8/10	W, 10-1	Gausman-Peralta-None
7/6	L, 5-4	Peralta-Foltynewicz-Knebel	8/11	L, 4-2	Burnes-Biddle-Hader
7/7	W, 5-1	Sánchez-Wilkerson-None	8/12	W, 8-7	Venters-Jennings-Minter
7/8	L, 10-3	Guerra-Newcomb-None			

Blue for Home Games

NEW YORK METS

77-85 (4TH NL EAST)



Citi Field (41,922)
123-01 Roosevelt Avenue
Flushing, NY 11368
(718) 507-6387
mets.com

MICKEY CALLAWAY
MANAGER



General Manager..... Sandy Alderson
Director of Team Travel..... Brian Small
Vice President, Media Relations..... Jay Horwitz
Director, Media Relations..... Ethan Wilson

ALL-TIME VS. METS

Record.....	457-382-1	Last Braves 2-game sweep	6/12-13/18	Last Mets 2-game sweep.....	5/4-5/09
Record (Atlanta Era).....	406-361-1	Last Braves 3-game sweep	5/1-3/18	Last Mets 3-game sweep.....	4/22-24/16
Record in Atlanta	215-167	Last Braves 4-game sweep	5/20-22/08	Last Mets 4-game sweep.....	9/10-13/15
Record on road	211-210-1				
Record on road (Atlanta Era)	191-194-1				

2018 RESULTS - BRAVES 13, METS 6

Date	Result	Win-Loss-Save	Date	Result	Win-Loss-Save	Date	Result	Win-Loss-Save
4/19	W, 12-4	Wisler-Harvey-None	5/28	L, 8-5	Gsellman-Minter-Familia	8/4	L, 9-0	Wheeler-Gausman-Gsellman
4/20	L, 5-3	Gsellman-Ravin-Familia	5/29	W, 7-6	Winkler-Bautista-None	8/5	W, 5-4	Minter-Bashlor-Biddle
4/21	W, 4-3	Biddle-Familia-None	5/30	L, 4-1	Vargas-Teheran-Gsellman	9/25	W, 7-3	Winkler-Gsellman-None
5/1	W, 3-2	Soroka-Syndergaard-Vizcaino	6/12	W, 8-2	Carle-Wheeler-None	9/26	L, 3-0	deGrom-Jackson-Lugo
5/2	W, 7-0	Newcomb-Sewald-None	6/13	W, 2-0	Soroka-deGrom-Vizcaino	9/27	L, 4-1	Vargas-Teheran-Gsellman
5/3	W, 11-0	Teheran-Vargas-None	8/2	W, 4-2	Foltynewicz-Vargas-Minter			
5/28	W, 4-3	Carle-Lugo-None	8/3	W, 2-1	Sánchez-deGrom-Minter			

Blue for Home Games

PHILADELPHIA PHILLIES

80-82 (3RD NL EAST)

Citizens Bank Park (43,651)
One Citizens Bank Way
Philadelphia, PA 19148
(215) 463-6000
phillies.com



President..... Andy MacPhail
VP & General Manager..... Matt Klentak
Coordinator, Team Travel..... Jameson Hall
Director, Baseball Communications..... Greg Casterioto



GABE KAPLER
MANAGER

ALL-TIME VS. PHILLIES

Record (since 1900).....1,127-1,054-14
Record (Atlanta Era).....409-361
Record in Atlanta.....210-178
Record on road (since 1900).....531-565-6
Record on road (Atlanta Era).....199-183

Last Braves 2-game sweep.....8/31-9/1/04
Last Braves 3-game sweep.....9/27-29/16
Last Braves 4-game sweep.....9/20-23/18

Last Phillies 2-game sweep.....8/8-9/17
Last Phillies 3-game sweep.....4/21-23/17
Last Phillies 4-game sweep.....7/28-31/17

2018 RESULTS - BRAVES 12, PHILLIES 7

Date	Result	Win-Loss-Save	Date	Result	Win-Loss-Save	Date	Result	Win-Loss-Save
3/29	W, 8-5	Vizcaino-Neris-None	4/28	W, 4-1	Foltynewicz-Pivetta-Vizcaino	9/22	W, 5-3	Foltynewicz-Arrieta-Vizcaino
3/30	L, 5-4	Hutchison-Carle-None	4/29	W, 10-1	McCarthy-Velasquez-None	9/23	W, 2-1	Sánchez-Nola-Carle
3/31	W, 15-2	McCarthy-Velasquez-None	5/21	L, 3-0	Pivetta-Foltynewicz-Neris	9/28	W, 10-2	Foltynewicz-Eickhoff-None
4/16	W, 2-1	Teheran-Nola-Vizcaino	5/22	W, 3-1	McCarthy-Velasquez-Vizcaino	9/29	L, 3-0	Nola-Venters-Dominguez
4/17	L, 5-1	Neris-Ramirez-None	5/23	L, 4-0	Arrieta-Gohara-None	9/30	L, 3-1	Hunter-Gausman-Dominguez
4/18	W, 7-3	McCarthy-Velasquez-None	9/20	W, 8-3	Biddle-Hunter-None			
4/27	L, 7-3	Nola-Fried-None	9/21	W, 6-5	Venters-Neshek-Minter			

Blue for Home Games

PITTSBURGH PIRATES

92-79 (4TH NL CENTRAL)

PNC Park at North Shore (38,747)
115 Federal Street
Pittsburgh, PA 15212
(412) 323-5000
pirates.com



EVP/General Manager..... Neal Huntington
Traveling Secretary..... Greg Johnson
Director, Baseball Communications..... Jim Trdinich
Director, Media Relations..... Dan Hart



CLINT HURDLE
MANAGER

ALL-TIME VS. PIRATES

Record (since 1900).....899-1046-12
Record (Atlanta Era).....265-268
Record in Atlanta.....146-121
Record on road (since 1900).....401-578-2
Record on road (Atlanta Era).....119-147

Last Braves 2-game sweep.....5/24-25/11
Last Braves 3-game sweep.....8/20-22/18
Last Braves 4-game sweep.....7/29-31/91

Last Pirates 2-game sweep.....8/12-13/97
Last Pirates 3-game sweep.....4/7-9/17
Last Pirates 4-game sweep.....9/1-3/78

2018 RESULTS - BRAVES 5, PIRATES 1

Date	Result	Win-Loss-Save	Date	Result	Win-Loss-Save
8/20	W, 1-0	Wilson-Archer-Winkler	8/31	L, 3-2	Taillon-Brach-Vazquez
8/21	W, 6-1	Gausman-Nova-None	9/1	W, 5-3	Venters-Kela-Minter
8/22	W, 2-1	Teheran-Crick-Venters	9/2	W, 5-1	Venters-Brault-None

Blue for Home Games

ST. LOUIS CARDINALS

88-74 (3RD NL CENTRAL)



Busch Stadium (44,494)
700 Clark Street
St. Louis, MO 63102
(314) 345-9600
cardinals.com

MIKE SHILDT
MANAGER



Vice President/General Manager.....Mike Girsch
Traveling Secretary.....C.J. Cherre
Director, Communications.....Brian Bartow
Coordinator, Baseball Information.....Chris Tunno

ALL-TIME VS. CARDINALS

Record (since 1900).....901-1,048-18	Last Braves 2-game sweep.....5/13-14/98	Last Cardinals 2-game sweep...8/28-29/84
Record (Atlanta Era).....251-284-1	Last Braves 3-game sweep.....6/29-7/1/18	Last Cardinals 3-game sweep.....5/5-7/17
Record in Atlanta.....133-136	Last Braves 4-game sweep.....5/16-19/97	Last Cardinals 4-game sweep....4/26-29/10
Record on road (since 1900).....426-555-11		
Record on road (Atlanta Era).....118-148-1		

2018 RESULTS - BRAVES 4, CARDINALS 2

Date	Result	Win-Loss-Save	Date	Result	Win-Loss-Save
6/29	W, 5-1	Teheran-Mikolas-Winkler	9/17	L, 11-6	Mikolas-Foltynewicz-None
6/30	W, 11-4	Fried-Weaver-None	9/18	L, 8-1	Gomber-Sánchez-None
7/1	W, 6-5	Foltynewicz-Gant-Minter	9/19	W, 7-3	Toussaint-Flaherty-None

Blue for Home Games

SAN DIEGO PADRES

66-96 (5TH NL WEST)



PETCO Park (40,209)
100 Park Boulevard
San Diego, CA 92101
(619) 795-5000
padres.com

ANDY GREEN
MANAGER



EVP/General Manager.....A.J. Preller
Director, Player and Staff Services.....TJ Lasita
Director, Communications.....Craig Hughner

ALL-TIME VS. PADRES

Record.....352-275	Last Braves 2-game sweep.....5/26-27/97	Last Padres 2-game sweep.....6/2-3/97
Record in Atlanta.....189-123	Last Braves 3-game sweep.....8/30-9/1/16	Last Padres 3-game sweep.....8/17-19/15
Record on road.....164-152	Last Braves 4-game sweep.....4/14-17/17	Last Padres 4-game sweep.....5/29-31/79

2018 RESULTS - BRAVES 4, PADRES 3

Date	Result	Win-Loss-Save	Date	Result	Win-Loss-Save
6/4	L, 11-4	Richard-Teheran-None	6/14	W, 4-2	Sánchez-Ross-Vizcaino
6/5	W, 14-1	Newcomb-Lyles-Jackson	6/15	L, 9-3	Richard-S.Freeman-None
6/6	L, 3-1	Castillo-Foltynewicz-Hand	6/16	W, 1-0	Newcomb-Lyles-Vizcaino
			6/17	W, 4-1	Teheran-Castillo-Vizcaino

Blue for Home Games

SAN FRANCISCO GIANTS

73-89 [4TH NL WEST]

Oracle Park (41,915)
24 Willie Mays Plaza
San Francisco, CA 94107
(415) 972-2000
sfgiants.com

BRUCE BOCHY
MANAGER



President, Baseball Operations Farhan Zaidi
Sr. Director, Team Travel..... Bret Alexander
Sr. Director, Comm. and Media Ops..... Maria Jacinto
Sr. Director, Media Relations Matt Chisholm

ALL-TIME VS. GIANTS

Record (since 1900).....947-1,133-18	Last Braves 2-game sweep9/15-16/97	Last Giants 2-game sweep.....9/16-17-91
Record (Atlanta Era).....333-342-1	Last Braves 3-game sweep9/10-12/18	Last Giants 3-game sweep.....5/4-6/18
Record in Atlanta183-155-1	Last Braves 4-game sweep6/21-23/60	Last Giants 4-game sweep.....7/29-31/88
Record on road (since 1900).....433-613-8		
Record on road (Atlanta Era).....150-187		

2018 RESULTS - BRAVES 3, GIANTS 3

Date	Result	Win-Loss-Save	Date	Result	Win-Loss-Save
5/4	L, 9-4	Stratton-Foltynewicz-None	9/10	W, 4-1	Newcomb-Rodriguez-Minter
5/5	L, 11-2	Blach-McCarthy-None	9/11	W, 4-1	Foltynewicz-Suarez-None
5/6	L, 4-3	Suarez-Soroka-Strickland	9/12	W, 2-1	Winkler-Smith-Venters

Blue for Home Games

WASHINGTON NATIONALS

82-80 [2ND NL EAST]

Nationals Park (41,313)
1500 South Capitol Street, SE
Washington, DC 20003-1507
(202) 640-7000
nationals.com

DAVE MARTINEZ
MANAGER



President, Baseball Operations/GM Mike Rizzo
VP, Clubhouse Operations & Team Travel ... Rob McDonald
Director, Baseball Communications..... Kyle Brostowitz

ALL-TIME VS. NATIONALS

Record.....366-349	Last Braves 2-game sweep8/11-12/09	Last Nationals 2-game sweep ..4/29-30/08
Record in Atlanta194-163	Last Braves 3-game sweep4/11-13/14	Last Nationals 3-game sweep.....4/18-20/17
Record on road172-186	Last Braves 4-game sweepNone	Last Nationals 4-game sweep.....4/11-14/16

2018 RESULTS - BRAVES 10, NATIONALS 9

Date	Result	Win-Loss-Save	Date	Result	Win-Loss-Save	Date	Result	Win-Loss-Save
4/2	L, 8-1	Roark-Newcomb-None	6/1	W, 4-0	Foltynewicz-Strasburg-None	8/8	W, 8-3	Foltynewicz-Milone-None
4/3	W, 13-6	Carle-Cole-None	6/2	L, 5-3	Miller-Socolovich-Doolittle	8/9	L, 6-3	Gonzalez-Parsons-None
4/4	W, 7-1	Foltynewicz-Scherzer-None	6/3	W, 4-2	Vizcaino-Roark-None	9/14	W, 10-5	Gausman-Scherzer-None
4/9	L, 2-0	Scherzer-Teheran-None	7/20	W, 8-5	Sánchez-Strasburg-Minter	9/15	L, 7-1	Rodriguez-Teheran-None
4/10	L, 4-1	Strasburg-Foltynewicz-Madson	7/22	L, 6-2	Scherzer-Foltynewicz-Herrera	9/16	L, 6-4	Roark-Newcomb-Doolittle
4/11	W, 5-3	Carle-Madson-None	8/7	L, 8-3	Rodriguez-Allard-None			
5/31	W, 4-2	Newcomb-Roark-Vizcaino	8/7	W, 3-1	Biddle-Herrera-Minter			

Blue for Home Games

BALTIMORE ORIOLES

47-115 (5TH AL EAST)



Oriole Park at Camden Yards (45,971)
333 West Camden Street
Baltimore, MD 21201
(410) 547-6150
orioles.com

BRANDON HYDE
MANAGER



EVP, Baseball Operations Dan Duquette
Director, Team Travel Kevin Buck
Director, Public Relations Kristen Hudak
Manager, Media Relations Jim Misudek

ALL-TIME VS. ORIOLES

Record.....21-21	Last Braves 2-game sweepNone	Last Orioles 2-game sweep.....None
Record in Atlanta13-14	Last Braves 3-game sweep6/24-26/05	Last Orioles 3-game sweep.....7/27-29/15
Record on road8-7	Last Braves 4-game sweepNone	Last Orioles 4-game sweep.....None

2018 RESULTS - ORIOLES 2, BRAVES 1

Date	Result	Win-Loss-Save
6/22	L, 10-7	Wright Jr.-Moylan-None
6/23	L, 7-5	Bundy-Teheran-Britton
6/24	W, 7-3	McCarthy-Hess-None

Blue for Home Games

BOSTON RED SOX

108-54 (1ST AL EAST)



Fenway Park (37,755 Day/37,305 Day)
4 Jersey Street
Boston, MA 02215-3496
(617) 226-6000
redsox.com

CORA VAGER



President, Baseball Operations Dave Dombrowski
Senior Director, Team Travel Jack McCormick
Vice President, Media Relations Kevin Gregg
Assistant Director, Media Relations Abby Murphy

ALL-TIME VS. RED SOX

Record.....32-40	Last Braves 2-game sweepNone	Last Red Sox 2-game sweep.....4/25-26/16
Record in Atlanta13-23	Last Braves 3-game sweep6/28-30/02	Last Red Sox 3-game sweep.....9/3-5/18
Record on road19-17	Last Braves 4-game sweepNone	Last Red Sox 4-game sweep.....None

2018 RESULTS - RED SOX 5, BRAVES 1

Date	Result	Win-Loss-Save	Date	Result	Win-Loss-Save
5/25	L, 6-2	Rodriguez-Teheran-None	9/3	L, 8-2	Workman-Toussaint-None
5/26	L, 8-6	Wright-S.Freeman-Kimbrel	9/4	L, 5-1	Porcello-Newcomb-None
5/27	W, 7-1	Foltynewicz-Sale-None	9/5	L, 9-8	Workman-Minter-Kimbrel

Blue for Home Games


CHICAGO WHITE SOX

62-100 (4TH AL CENTRAL)



Guaranteed Rate Field (40,615)
333 W. 35th Street
Chicago, IL 60616
(312) 674-1000
whitesox.com

RICK RENTERIA
MANAGER



SVP/General ManagerRick Hahn
Director of Team Travel.....Ed Cassin
SVP, Communications Scott Reifort
Senior Director, Media Relations..... Bob Beghtol

ALL-TIME VS. WHITE SOX

Record.....7-8	Last Braves 2-game sweepNone	Last White Sox 2-game sweep.....None
Record in Atlanta3-0	Last Braves 3-game sweep6/21-23/02	Last White Sox 3-game sweep...6/22-24/10
Record on road.....4-8	Last Braves 4-game sweep.....None	Last White Sox 4-game sweep.....None

CLEVELAND INDIANS

91-71 (1ST AL CENTRAL)



Progressive Field (34,788)
2401 Ontario Street
Cleveland, OH 44115
(216) 420-4200
indians.com

TERRY FRANCONA
MANAGER



President, Baseball Operations.....Chris Antonetti
General Manager.....Mike Chernoff
Director of Team Travel.....Mike Seghi
Director, Baseball Information.....Bart Swain

ALL-TIME VS. INDIANS

Record.....6-5	Last Braves 2-game sweepNone	Last Indians 2-game sweepNone
Record in Atlanta4-5	Last Braves 3-game sweep8/27-29/13	Last Indians 3-game sweep6/15-17/16
Record on road.....2-1	Last Braves 4-game sweep.....None	Last Indians 4-game sweep.....None

DETROIT TIGERS

64-98 (3RD AL CENTRAL)



Comerica Park (41,083)
2100 Woodward Avenue
Detroit, MI 48201
(313) 471-2000
tigers.com

RON GARDENHIRE
MANAGER



EVP, Baseball Operations/GM.....Al Avila
Director, Team Travel.....Brian Britten
Director, Media Relations.....Chad Crunk

ALL-TIME VS. TIGERS

Record..... 8-13	Last Braves 2-game sweepNone	Last Tigers 2-game sweepNone
Record in Atlanta7-8	Last Braves 3-game sweepNone	Last Tigers 3-game sweep4/26-28/13
Record on road1-5	Last Braves 4-game sweepNone	Last Tigers 4-game sweepNone

HOUSTON ASTROS

103-59 (1ST AL WEST)



Minute Maid Park (41,168)
501 Crawford Street
Houston, TX 77002
(713) 259-8000
astros.com

A.J. HINCH
MANAGER



General Manager Jeff Luhnow
Manager of Team Operations.....Derek Vigoa
Vice President, Media Relations.....Gene Dias
Senior Manager, Media Relations.....Steve Grande

ALL-TIME VS. ASTROS

Record..... 381-326-1	Last Braves 2-game sweep5/16-17/11	Last Astros 2-game sweep7/4-5/17
Record (Atlanta Era)..... 337-298-1	Last Braves 3-game sweep4/30-5/2/10	Last Astros 3-game sweep6/2-4/95
Record in Atlanta173-136-1	Last Braves 4-game sweep5/5-8/05	Last Astros 4-game sweep8/2-5/90
Record on road186-176		
Record on road (Atlanta Era)164-162		

KANSAS CITY ROYALS

58-104 (5TH AL CENTRAL)



Kauffman Stadium (37,903)
One Royal Way
Kansas City, MO 64129
(816) 921-8000
royals.com

NED YOST
MANAGER



SVP, Baseball Operations/GM.....Dayton Moore
Sr. Director, Team Travel/CH Operations...Jeff Davenport
VP Communications & Broadcasting.....Mike Swanson
Assistant Director, Media Relations..... Mike Cummings

ALL-TIME VS. ROYALS

Record.....7-6	Last Braves 2-game sweepNone	Last Royals 2-game sweepNone
Record in Atlanta5-3	Last Braves 3-game sweep 6/18-20/10	Last Royals 3-game sweep.....None
Record on road2-3	Last Braves 4-game sweepNone	Last Royals 4-game sweepNone

LOS ANGELES ANGELS

80-82 (4TH AL WEST)



Angel Stadium (45,477)
2000 E. Gene Autry Way
Anaheim, CA 92806
(714) 940-2000
angelsbaseball.com

BRAD AUSMUS
MANAGER



General ManagerBilly Eppler
Traveling Secretary..... Tom Taylor
Vice President, Communications Tim Mead
Director, Communications Eric Kay

ALL-TIME VS. ANGELS

Record.....7-8	Last Braves 2-game sweepNone	Last Angels 2-game sweep.....None
Record in Atlanta3-3	Last Braves 3-game sweepNone	Last Angels 3-game sweepNone
Record on road4-5	Last Braves 4-game sweepNone	Last Angels 4-game sweep.....None

MINNESOTA TWINS

78-84 (2ND AL CENTRAL)



Target Field (38,885)
1 Twins Way
Minneapolis, MN 55403
(612) 659-3400
twinsbaseball.com

ROCCO BALDELLI
MANAGER



EVP, Chief Baseball Officer Derek Falvey
Director, Team Travel.....Mike Herman
Senior Director, Communications.....Dustin Morse
Senior Manager, Communications..... Mitch Hestad

ALL-TIME VS. TWINS

Record.....9-7	Last Braves 2-game sweep 8/16-17/16	Last Twins 2-game sweep..... 8/16-17/16
Record in Atlanta3-2	Last Braves 3-game sweep 5/20-22/13	Last Twins 3-game sweep..... 6/12-14/07
Record on road 6-5	Last Braves 4-game sweepNone	Last Twins 4-game sweep.....None

NEW YORK YANKEES

100-62 (2ND AL EAST)



Yankee Stadium (54,251)
One East 161st Street
Bronx, NY 10451
(718) 293-4300
yankees.com

AARON BOONE
MANAGER



SVP/General Manager Brian Cashman
Director, Team Travel/Player Services.....Ben Tuliebitz
VP, Communications/Media Relations.....Jason Zillo
Asst. Director, Baseball Information..... Michael Margolis

ALL-TIME VS. YANKEES

Record.....13-21	Last Braves 2-game sweepNone	Last Yankees 2-game sweepNone
Record in Atlanta2-12	Last Braves 3-game sweepNone	Last Yankees 3-game sweep 8/28-30/15
Record on road11-9	Last Braves 4-game sweepNone	Last Yankees 4-game sweepNone

2018 RESULTS - YANKEES 2, BRAVES 1

Date	Result	Win-Loss-Save
7/2	W, 5-3	Biddle-Robertson-Minter
7/3	L, 8-5	Cole-Newcomb-Chapman
7/4	L, 6-2	Sabathia-Teheran-None

Blue for Home Games

OAKLAND ATHLETICS

97-65 (2ND AL WEST)



Oakland Coliseum (48,592)
7000 Coliseum Way
Oakland, CA 94621
(510) 638-4900
oaklandathletics.com

BOB MELVIN
MANAGER



EVP, Baseball Operations Billy Beane
General Manager David Forst
Director of Team Travel Mickey Morabito
Director, Baseball Communications Fernando Alcalá

ALL-TIME VS. ATHLETICS

Record 11-4	Last Braves 2-game sweep None	Last Athletics 2-game sweep None
Record in Atlanta 6-3	Last Braves 3-game sweep 6/30-7/2/17	Last Athletics 3-game sweep None
Record on road 5-1	Last Braves 4-game sweep None	Last Athletics 4-game sweep None

SEATTLE MARINERS

89-73 (3RD AL WEST)



T-Mobile Park (47,715)
1250 First Avenue South
Seattle, WA 98134
(206) 346-4000
mariners.com

SCOTT SERVAIS
MANAGER



EVP and GM of Baseball Operations Jerry DiPoto
VP, Communications Tim Hevly
Sr. Manager, Baseball Information Kelly Munro

ALL-TIME VS. MARINERS

Record 7-9	Last Braves 2-game sweep None	Last Mariners 2-game sweep 8/5-6/14
Record in Atlanta 3-5	Last Braves 3-game sweep 6/27-29/11	Last Mariners 3-game sweep None
Record on road 4-4	Last Braves 4-game sweep None	Last Mariners 4-game sweep None

TAMPA BAY RAYS



90-72 (3RD AL EAST)

Tropicana Field (31,042)
One Tropicana Drive
St. Petersburg, FL 33705
(727) 825-3242
raysbaseball.com

KEVIN CASH
MANAGER



President.....Matthew Silverman
Director, Team Travel.....Chris Westmoreland
Vice President, Communications.....Dave Haller

ALL-TIME VS. RAYS

Record.....	21-11	Last Braves 2-game sweep	5/8-9/18	Last Rays 2-game sweep	8/11-12/15
Record in Atlanta	8-5	Last Braves 3-game sweep	6/7-9/99	Last Rays 3-game sweep	None
Record on road	13-6	Last Braves 4-game sweep	None	Last Rays 4-game sweep	None

2018 RESULTS - BRAVES 3, RAYS 1

Date	Result	Win-Loss-Save
5/8	W, 1-0	Newcomb-Snell-A.Vizcaino
5/9	W, 5-2	Teheran-Yarbrough-A.Vizcaino
8/28	W, 9-5	Brach-Roe-None
8/29	L, 8-5	Beeks-Newcomb-Alvarado

Blue for Home Games

TEXAS RANGERS



67-95 (4TH AL WEST)

Globe Life Park in Arlington (48,114)
1000 Ballpark Way, Suite 400
Arlington, TX 76011
(817) 273-5222
texasrangers.com

CHRIS WOODWARD
MANAGER



President of Baseball Operations/GM.....Jon Daniels
Director of Travel

ALL-TIME VS. RANGERS

Record.....	10-11	Last Braves 2-game sweep	None	Last Rangers 2-game sweep.....	None
Record in Atlanta	5-4	Last Braves 3-game sweep	6/3-5/03	Last Rangers 3-game sweep.....	9/12-14/14
Record on road	5-7	Last Braves 4-game sweep	None	Last Rangers 4-game sweep.....	None

TORONTO BLUE JAYS

73-89 [4TH AL EAST]



Rogers Centre (53,506)
1 Blue Jays Way, Suite 3200
Toronto, Ontario M5V 1J1
(416) 341-1000
bluejays.com

CHARLIE MONTOYO
MANAGER



President and CEO.....Mark A. Shapiro
EVP, Baseball Operations & GM.....Ross Atkins
Director, Team Travel.....Mike Shaw
Director, Baseball Media.....Richard Griffin


ALL-TIME VS. BLUE JAYS

Record.....25-23	Last Braves 2-game sweep 5/15-16/17	Last Blue Jays 2-game sweep.....None
Record in Atlanta15-12	Last Braves 3-game sweep6/20-22/11	Last Blue Jays 3-game sweep... 6/20-22/06
Record on road.....10-11	Last Braves 4-game sweep.....None	Last Blue Jays 4-game sweep.....None

2018 RESULTS - BRAVES 2, BLUE JAYS 2

Date	Result	Win-Loss-Save
6/19	W, 11-4	Freeman-Garcia-None
6/20	L, 5-4	Happ-Sánchez-Tepera
7/10	L, 6-2	Stroman-A.Minter-None
7/11	W, 9-5	Foltynewicz-Gaviglio-None

Blue for Home Games



MISCELLANEOUS INFORMATION

MEDIA INFORMATION

QUESTIONS: Please submit all questions regarding credentials, media parking and general media information to jared.burleyson@braves.com.

MEDIA CREDENTIALS: In accordance with Major League Baseball policy, only requests submitted through <https://credentials.mlb.com> will be considered, and credentials will be issued only to legitimate news-gathering agencies that have applied via the credential website. Requests made in-person, via email, or by phone call will not be considered.

CREDENTIAL SCANNING: Per MLB policy, credentials are required to be scanned upon entrance to the ballpark, entering the clubhouses and accessing the field. All credentials are equipped with barcodes, and security personnel will scan credentials at each location.

MEDIA PARKING: Parking for the media is available in the Boy Scout Lot #15. The entrance to the media lot is located at the corner of Circle 75 Parkway and Windy Ridge Parkway.

MEDIA ENTRANCE AND CREDENTIAL PICK-UP: Credentials may be picked up and media may enter the park at the 3rd Base Gate of SunTrust Park, located near the corner of Circle 75 Parkway and Windy Ridge Parkway. Both the media entrance and credential pick-up opens four hours prior to the game. To obtain admittance to the ballpark, members of the media must show one of the following: a Major League Baseball Working Pass, BBWAA card or an Atlanta Braves season/daily credential.

PRESS BOX: The SunTrust Park press box is located on the Upper Level. Live shots and still photographs are prohibited from the press box.

CLUBHOUSES: Per MLB policy, both clubhouses open 3-1/2 hours prior to game time. Each clubhouse closes to the media when that team takes to the field for batting practice. Following the game, the clubhouses re-open to the media within 10 minutes after the last out. Proper credentials must be displayed to access either clubhouse. The clubhouses are limited to credentialed working media only. Still photographers are not permitted in the clubhouse without special permission.

FIELD: Enter the field via the field access tunnel located just beyond the visiting clubhouse. The field and dugout areas must be cleared one hour prior to first pitch. Pregame broadcast interviews and live shots must be done on the warning track or in the dugout. Postgame live shots can be done from the warning track after the teams have left the field.

PHOTO AREAS: A limited number of still photographer field level positions are available, subject to team discretion.

BROADCAST BOOTHS: Booths are located in the press box. There are seven total broadcast booths, and booth assignments are posted digitally outside of each. To obtain use of a reserved booth, please contact Beth Marshall in the communications department.

MEDIA DRESS CODE: In accordance with MLB policy, media covering games and MLB events are asked to dress in an appropriate and professional manner that respects their colleagues, the teams and the players they are covering. Clubhouses, dugouts, press boxes, interview rooms and the playing field are working areas, and members of the media are expected to adhere to a business casual dress code. In that regard, media members are requested to follow these guidelines:

- Flip-flops are not permitted in clubhouses
- Jeans should be clean, neat and presentable (e.g., ripped jeans should be avoided)
- T-shirts bearing offensive, disrespectful or inappropriate messages are not permitted
- Clothing bearing MLB club logos should not be worn in the press area
- Clothing should be appropriate for a business casual work environment. The following are some non-exclusive examples of apparel that should be avoided:
 - Sheer or see-through clothing
 - Excessively short skirts, dresses or shorts
 - Tank tops, muscle shirts, one-shouldered or strapless shirts
 - Clothing exposing bare midribs or visible undergarments.

We ask all members of the media to respect these guidelines. MLB will consider appropriate actions in those cases in which the guidelines are violated.

PRESS DINING: Media dining will be provided in the break room of the press box, located just inside the main entrance of the press box. Meals will be available for \$10, and will be served until the conclusion of the third inning.

2019 BRAVES COMMUNICATIONS STAFF



BETH MARSHALL

Vice President,
Communications



JON KERBER

Manager,
Baseball Communications



JARED BURLEYSON

Senior Coordinator,
Baseball Communications



FRANCO GARCÍA

Spanish Interpreter,
Baseball Communications



CAROLINE BURLESON

Manager,
Corporate Communications



KARA ZOELLNER

Trainee,
Corporate Communications

BBWAA ATLANTA CHAPTER

2019 OFFICERS

David O'Brien, The Athletic, chairman
Charles Odum, Associated Press, vice chairman
Guy Curtright, at-large, secretary-treasurer

GOLD CARD MEMBERS

Chris Barr, Paul Bodi, Roy Exum, Mike Fish, Bob Hille,
Garry D. Howard, Buck Johnson, Marc Lancaster,
Terence Moore, Carl Moritz, Tom Saladino, Willie
Smith, Tom Stinson, Carroll Rogers Walton, Jack
Wilkerson, Bill Zack

ACTIVE MEMBERS

Mark Bowman, MLB.com
Mark Bradley, Atlanta Journal-Constitution
Gabriel Burns, Atlanta Journal-Constitution
J.J. Cooper, Baseball America
Michael Cunningham, Atlanta Journal-Constitution
Guy Curtright, at-large
Zach Dillard, FoxSportsSouth.com
Ryan Fagan, Sporting News
Jason Foster, Sporting News
Kyle Glaser, Baseball America
Ray Glier, at-large
Steve Hummer, Atlanta Journal-Constitution
Matthew Leach, MLB.com
Cory McCartney, FoxSportsSouth.com
Paul Newberry, Associated Press
Josh Norris, Sporting News
David O'Brien, The Athletic
Charles Odum, Associated Press
Jeff Schultz, The Athletic
Bill Shanks, The Athens Banner-Herald
Tim Tucker, Atlanta Journal-Constitution

2019 BRAVES BROADCASTERS

RADIO: The Atlanta Braves, WCNN 680 the Fan, All News 106.7, the Atlanta Braves flagship rightsholders, will carry all 162 regular season games and all Spring Training games. The Braves Radio Network includes over 140 affiliates across the Southeast, one of the largest radio affiliates in all major league sports.

TELEVISION: The Atlanta Braves, FOX Sports South, and FOX Sports Southeast will team up in 2019 to bring Braves fans the best and most comprehensive sports television broadcasting in Major League Baseball. FOX Sports South and FOX Sports Southeast, the largest regional sports network, reach seven Southeastern states and have broadcast Braves regular-season and Spring Training games the past 25 seasons.

CHIP CARAY **FOX Sports South & FOX Sports Southeast**



- Caray is in his 10th season as the play-by-play announcer for Braves games on FOX Sports South and FOX Sports Southeast.
- He previously spent five seasons (2005-09) as the play-by-play voice of TBS's Major League Baseball coverage and Braves' broadcasts on Peachtree TV.
- He served as the play-by-play announcer for seven seasons (1998-2004) for Chicago Cubs games on WGN, winning the 2004 Illinois Sportscaster of the Year award
- Caray spent one season as the radio play-by-play announcer for Minnesota's Orlando (AA) affiliate in 1990, two years (1991-92) broadcasting the Atlanta Braves and three campaigns (1993-95) with the Seattle Mariners.
- He worked five years (1996-2000) as a member of the Fox Network's Saturday baseball coverage, including three years as a studio host.
- He is the third generation of Carays to serve as a play-by-play announcer, after his father Skip and grandfather Harry, who was the play-by-play voice of the Cubs from 1982 to 1997...A member of the Hall of Fame, Harry spent 53 seasons as a major league broadcaster... On May 13, 1991, the three generations of Carays worked together on a Chicago Cubs/Atlanta Braves game.
- Chip's broadcast career also includes nine seasons as the television play-by-play voice of the NBA's Orlando Magic and stints calling both University of Florida and Florida State University football and basketball games for the Sunshine Network.
- Caray graduated from the U. of Georgia in 1987, beginning his career with weekend TV sports anchor stints in Panama City, Fla., and Greensboro, NC.
- Chip and his wife Susan have four children: Summerlyn, Christopher, Stefan and Tristan.

JEFF FRANCOEUR **FOX Sports South & FOX Sports Southeast**



- The 2019 season marks Francoeur's second season in the broadcast booth and his first as lead analyst. He served as a guest analyst for select Braves games in both the radio and television booths during the 2018 season.
- Francoeur retired in 2017 following a 12-year major league career, during which he appeared with Atlanta (2005-09; '16), New York-NL (2009-'10), Texas (2010), Kansas City (2011-'13), San Francisco (2013), San Diego (2014), Philadelphia (2015) and Miami (2016)...He was a career .261 (1,373-for-5,260) hitter over 1,480 games.
- Originally a first-round pick by Atlanta in the 2002 draft, Francoeur debuted with the Braves in 2005 and finished third in the N.L. Rookie of the Year balloting.
- He won a Rawlings Gold Glove award in the N.L. in 2007, and lead the league in outfield assists in three different seasons (2007, '10, '12).
- A native of Atlanta, Francoeur and his wife, Catie have three children - Emma Cate, Brayden and Eleanor - and reside in Suwanee.

TOM GLAVINE **FOX Sports South & FOX Sports Southeast**



- National Baseball Hall-of-Famer Tom Glavine will have an increased presence on the Braves broadcast team beginning in 2019. He previously served as an occasional guest for the Braves Radio Network Pre-Game Show, and as a guest analyst for select games on the Braves Radio Network... Additionally, he worked as a guest analyst for select home games televised by Fox Sports South.
- A 2014 Hall of Fame inductee, Glavine was named special assistant to Braves Vice Chairman John Schuerholz in February 2010.
- He assists with various baseball and business projects while also working on special assignments for the Braves baseball operations department.
- A two-time N.L. Cy Young Award winner (1991 & 1998) and a 10-time N.L. All-Star, Glavine owns a 305-203 career record and 3.54 ERA in 682 games.
- He helped Atlanta to five World Series appearances and was named the Most Valuable Player of the 1995 World Series, when the Braves defeated the Cleveland Indians.
- He was selected by the Braves in the second round of the 1984 draft, and made his big-league debut in 1987...A five-time 20-game winner, Glavine joined the 300-win club with an 8-3 victory over the Cubs on August 5, 2007, at Wrigley Field.
- He was inducted into the Braves Hall of Fame in 2010.
- Tom and his wife Christine reside in Alpharetta, Ga., with their daughter, Amber Nicole, and four sons, Jonathan, Peyton Thomas, Mason Riley and Kieran Patrick.

BEN INGRAM **Braves Radio Network**



- 2019 is Ingram's ninth season with the Braves Radio Network. This is his first season with a regular role in the radio booth calling play-by-play alongside Jim Powell, Joe Simpson and Don Sutton.
- Ingram has hosted the Braves pregame and postgame shows since 2011, and has done play-by-play for select broadcasts.
- He has also been the host of the Braves' Clubhouse Report, heard on the flagship station of the Braves, 680 The Fan.
- Prior to joining the Braves Radio Network, Ingram spent six seasons broadcasting minor league baseball with the Jackson Senators, Eugene Emeralds and Mississippi Braves.
- Ingram, a native of Madison, MS, graduated from Mississippi College in Clinton, MS and was named a 2014 Distinguished Alumnus of the year by the Department of Communication.
- Ben also calls college football in the offseason, including the Chick-fil-A Peach Bowl.
- He resides in Buckhead.

JIM POWELL **Braves Radio Network**



- The 2019 Major League Baseball season marks Powell's 26th as a Major League broadcaster and his 11th year in the Atlanta Braves radio booth.
- He spent the previous 13 seasons as a member of the Milwaukee Brewers broadcast team, teaming with Hall-of-Fame broadcaster Bob Uecker longer than any other broadcast partner.
- Powell joined the Brewers in 1996 and was named the 1998 Wisconsin Sportscaster of the Year... In addition to his radio duties, he spent time as a member of the Brewers television team during the 1999 and 2000 seasons.
- He began his Major League broadcasting career with the Minnesota Twins in a reserve role in 1993 and 1994....Prior to this, he accumulated extensive experience at the minor-league level, serving as play-by-play announcer for the Charlotte Knights (1990-91, 1995) and the Columbia Mets (1987-89, 1993-94).
- Powell - a three-time NSMA South Carolina Sportscaster of the Year ('90, '91, '95) - has also worked at the collegiate level, taking on play-by-play duties for the University of South Carolina baseball program in 1989 and 1994, as well as University of Georgia baseball in 1985 and 1986.
- Before going into baseball full-time, Powell received national exposure through play-by-play for CBS Radio for several college football games, including the 1997 Sun Bowl...He also worked on Host Communications telecasts, calling University of South Carolina football action in 2000.
- He served as the color analyst for the South Carolina football and basketball programs from 1993-95 and hosted the coaches' shows for those two sports on television...He also did play-by-play for Davidson College basketball in 1990.
- Powell started his broadcasting career with an internship in the newsroom and sports office at WGST-AM while he was in high school.
- He then worked at WRFC in Athens while attending the University of Georgia, followed by positions in Columbia, South Carolina, with WOLO-TV and then WVOC radio.
- In 1991, Powell was hired by WSB-AM to work weekends, where he covered the Braves, Georgia Bulldogs and Atlanta Falcons for two years.
- Both he and his wife, Emmy, are active members of their community, supporting numerous charities such as the Rally Foundation, Camp Kudzu, UGA Miracle, Make a Miracle, and local youth athletic programs...Before moving back to Atlanta, both served on the Board of Directors for the Child Abuse Prevention Fund for several years in Wisconsin...He spends his winters coaching youth basketball and is also an avid tennis player.
- A native of Roswell, Ga., Powell attended the University of Georgia as a National Merit Scholar.
- Jim and Emmy, also a Georgia native, have three daughters; Allie, Sabrina, and Julia.

JOE SIMPSON

Braves Radio Network, Fox Sports South & Fox Sports Southeast

- Simpson is in his 28th season as a Braves broadcaster...He was inducted into the Atlanta Braves Hall of Fame on January 27, 2018.
- The 2019 season marks his 13th campaign calling games on FOX Sports South and FOX Sports Southeast, and he will also reprise his role as an analyst on radio broadcasts this season.
- He played professionally for 11 seasons, beginning in 1973 when he was drafted by the Los Angeles Dodgers in the third round.
- Simpson joined the Seattle Mariners in 1979 before being traded to the Kansas City Royals in 1983... An outfielder and first baseman throughout his professional career, he retired from the California Angels organization following the 1984 season.

- He had his best season in 1979, when he hit .283 in 120 games for the Mariners.
- Simpson worked as an analyst on Seattle Mariners telecasts for five years before joining Turner Sports in 1992.
- Named "Georgia Sports Broadcaster of the Year" in 1995.
- A native of Norman, Okla., he was an All-American outfielder and first baseman at the University of Oklahoma.
- Joe and his wife Kathy live in Marietta, Ga...They have two children, Meg and Gabe.



DON SUTTON

Braves Radio Network

- Hall-of-Fame pitcher Don Sutton returned to the Braves broadcast team in 2009 after a two-year stint with the Washington Nationals television broadcast team.
- He previously spent 18 years, beginning in 1989, broadcasting Braves games...Joined Turner Sports as a broadcaster for Braves telecasts on TBS after a stellar playing career that spanned 23 seasons.
- He has served as a course reporter on TBS's professional golf coverage, working the Hawaiian Open, PGA Championship and PGA Grand Slam of Golf, as well as TNT's coverage of the Sarazen World Open Championship.
- His network broadcasting experience includes pre- and postgame analysis for NBC's 1987 League Championship series coverage.
- His Major League Baseball pitching career was highlighted by 324 wins with the Los Angeles Dodgers, Houston Astros, Milwaukee Brewers and California Angels...He spent 15 seasons with the Dodgers, beginning in 1966.
- Sutton joined the Astros as a free agent in 1981 and was traded to Milwaukee in August 1982, where he pitched three seasons before being traded to Oakland in December 1984.
- He was traded to California in September 1985 and retired in January 1988.

- He appeared in more than 774 games, finishing with 178 complete games.
- His career-high totals included 21 wins (1976), 293 innings pitched (1969), 41 games (1969), 2.21 ERA (1980 - led NL), 40 starts (1974), 217 strikeouts (1969) and 18 complete games (1972), all with the Dodgers.
- Sutton ranks seventh on baseball's all-time strikeout list with 3,574.
- He went 4-1 with a 2.02 ERA in seven League Championship Series games, and 2-3 with a 5.26 ERA in eight World Series games...In the 1974 postseason, he was 3-0 with a 1.50 ERA and 25 strikeouts in four games.
- He also posted a 1-0 record in four All-Star appearances without allowing a run.
- He was elected to the National Baseball Hall of Fame in 1998.
- Sutton was named N.L. Rookie-of-the-Year by Sporting News in 1966, and was named the Texas League Player-of-the-Year in 1965 at Albuquerque.
- Born in Clio, Ala., Don and his wife Mary reside in Sandy Springs...They have a daughter, Jacqueline, while Don has two other adult children, Daron and Staci.



2019 ATLANTA BRAVES RADIO AFFILIATES

AS OF 2/6/19

GEORGIA

Adairsville
W269CC-FM 101.7

Albany
WNUQ-FM 102.1

Americus
WISK-FM 98.7

Athens
WRFC-AM 960

Atlanta
WCNN-AM 680
W229AG-FM 93.7
WYAY-FM 106.7

Augusta
WRDW-AM 1630

Blairsville
W267BC-FM 101.3

Brunswick-Saint Simons
WSFN-AM 790
W279BC-FM 103.7

Calhoun
WJTH-AM 900

Carrollton
WLBB-AM 1330
WBTR-FM 92.1

Cartersville
WBHF-AM 1450
W262CD-FM 100.3

Claxton
WCLA-AM 1470
W229AJ-FM 93.7

Cochran
WDXQ-AM 1440
W244CL-FM 96.7

Columbus
WLTC-HD2 105.5

Cornelia
WCON-AM 1450

Cornelia-NE Georgia
WCON-FM 99.3

Dalton
WBLJ-AM 1230
WDAL-AM 1430
WYUU-FM 104.5

Donalsonville-Bainbridge
WGMK-FM 106.3

Dublin
W271CI-FM 102.1

Ellijay
WLJA-FM 101.1
WPGY-AM 1580
W229CE-FM 93.7

Gainesville
WGA-AM 1240
W233CO-FM 94.5

Greensboro
WDDK-FM 103.9

Griffin
WKEU-AM 1450
W272DM-FM 102.3

Hawkinsville-Cordele-Perry
WCEH-FM 98.3

Hiawassee
WJUL-AM 1230
W249DB-FM 97.7

Jesup
WLOP-AM 1370
WIFO-FM 105.5

La Grange
WTRP-AM 620

Louisville
WPEH-AM 1420
WPEH-FM 92.1

Macon
W226BZ-FM 93.1

Milledgeville
WMVG-AM 1450
WKZR-FM 102.3

Monroe
WKUN-AM 1490

Moultrie
WMTM-AM 1300
W286BO-FM 105.1

Pelham-Camilla
WQLI-FM 92.3

Rochelle
WWKM-FM 93.1

Rome
WLAQ-AM 1410

Sandersville
WSNT-AM 1490
WSNT-FM 99.9

Savannah
WSEG-AM 1400
W282AR-FM 104.3

Swainsboro
WJAT-AM 800
W259AK-FM 99.1

Thomasston
WTGA-AM 1590
WTGA-FM 101.1

Thomasville
WPAX-AM 1240
W279BD-FM 103.7

Valdosta
WJEM-AM 1150
WJEM-FM 96.1

Vidalia
WVOP-AM 970
WYUM-FM 101.7

Waycross-Blackshear
WFNS-AM 1350
W253CI-FM 98.5

West Point
WRLA-AM 1490

Winder
WJBB-AM 1300
W296CX-FM 107.1

FLORIDA

Crestview
WJSB-AM 1050

Ft. Walton Beach-Destin
WAAZ-FM 104.7

Tallahassee
WTSM-FM 97.9

ALABAMA

Auburn
WAUD-AM 1230

Auburn-Talladega
W266BJ-FM 101.1

Birmingham
WJOX-AM 690
WJOX-FM 94.5

Brewton
WKNU-FM 106.3

Cullman
WKUL-FM 92.1

Florence
WYTK-FM 93.9

Foley
WHEP-AM 1310
W223AX-FM 92.5

Guntersville-Albertville
WTWX-FM 95.9

Huntsville
WUMP-AM 730

Madison
WUMP-FM 103.9

Montgomery
WLWI-AM 1440

Oxford-Anniston
WVOK-AM 1580

Thomasville-Jackson
WJDB-FM 95.5

Troy
WTBF-AM 970
W242DA-FM 96.3

NORTH CAROLINA

Asheville
WISE-AM 1310
W247BV-FM 97.3

Canton
WYSE-AM 970

Cherryville
WCSL-AM 1590
W222CO-FM 92.3

Gastonia
WGNC-AM 1450
W266DC-FM 101.1

Lincolnton
WLON-AM 1050
W298CK-FM 107.5

Murphy
WCVF-AM 600
WCNG-FM 102.7

Rutherfordton
WCAB-AM 590
W265DW-FM 100.9

Shelby
WOHS-AM 1390
W268CU-FM 101.5

MISSISSIPPI

Pascagoula-Moss Point
WPMO-AM 1580

KENTUCKY

Greenville-Central City
WNTE-FM 103.9

Louisville
WXVW-AM 1450
W241CK-FM 96.1

SOUTH CAROLINA

Camden
WCAM-AM 1590

Camden-Lugoff
WPUB-FM 102.7

Charleston
WQSC-AM 1340
W253BW-FM 98.5

Florence
WWFN-FM 100.1

Hilton Head Island
W243CZ-FM 92.7

Manning
WYMB-AM 920

Union
WBCU-AM 1460
W278BE-FM 103.5

TENNESSEE

Chattanooga
WALV-FM 105.1

Cleveland
WCLE-AM 1570
WCLE-FM 104.1

Lawrenceburg
WDXE-AM 1370
W290DL-FM 95.3
W287AA-FM 105.3

Lenoir City-Farragut
WLIL-AM 730
W274BZ-FM 102.7

Lewisburg
WJJM-AM 1490
W223CY-FM 92.5

Murfreesboro-Smyrna
WGNS-AM 1450
W263AI-FM 100.5
W270AF-FM 101.9

Nashville-Brentwood
WNSR-AM 560

N'ville-Brentwood-Franklin
W240CA-FM 95.9

Pigeon Forge
WPFT-FM 106.3

Sevierville
WSEV-FM 105.5

Winchester
WCDD-AM 1340
W295AV-FM 106.9

VIRGINIA

Roanoke
WFJX-AM 910
W282CK-FM 104.3

RULES OF INTEREST

PLAYER LIMITS: Forty until Opening Day, when the number of players must be reduced to 25 until Sept. 1, when it becomes 40 again.

DETERMINING BATTING AVERAGE: Divide the number of at-bats into the number of hits.

DETERMINING EARNED RUN AVERAGE: Multiply the number of earned runs by nine, divide the total by the number of innings pitched.

DETERMINING ON-BASE PERCENTAGE: Add the total of hits, walks and hit by pitches and divide by the total of at-bats, walks, hit by pitches and sacrifice flies.

DETERMINING SLUGGING PERCENTAGE: Divide the total bases of all hits by the total times at-bat (at-bats do not include walks, sacrifices, hit by pitches, or times awarded first base because of interference or obstruction).

DETERMINING FIELDING AVERAGE: Divide the total putouts and assists by the total of putouts, assists and errors.

DETERMINING WINNING PERCENTAGE: Divide the number of games won by the total games won and lost.

DETERMINING THE MAGIC NUMBER: Determine the number of games yet to be played, add one, then subtract the number of games ahead in the loss column of the standings of the closest opponent.

CONSECUTIVE GAME HITTING STREAKS: A consecutive-game hitting streak shall not be terminated if all the player's plate appearances (one or more) result in a base on balls, hit batsman, defensive interference or a sacrifice bunt. The streak shall terminate if the player has a sacrifice fly and no hit.

CONSECUTIVE GAME PLAYING STREAK: A consecutive-game playing streak shall be extended if the player plays one half-inning on defense, or if he completes a time at bat by reaching base or being put out.

QUALIFYING MARKS: To qualify for the batting championship, a player must have a minimum of 502 plate appearances. To qualify for Earned Run Average leadership, a pitcher must have at least 162 IP.

DOCTORED BAT: If a filled or "doctored" bat is used, the player is to be ejected from the game and suspended three days. Any balls hit by an illegal bat do not count. If the umpire sees the illegal bat before it is used, he issues a warning, but there is no penalty.

RELIEF PITCHERS' SAVE RULE: A pitcher is credited with a save when he meets all three of the following conditions; 1) He's the finishing pitcher in a game won by his club, and 2) he's not the winning pitcher, and 3) he qualifies under one of the following conditions: a) he enters the game with a lead of no more than three runs and pitches for at least one inning, or b) he enters the game with the potential tying run either on base, at bat or on deck, or c) he pitches effectively for at least three innings.

MAJOR LEAGUE SERVICE: A full year of service in the Major Leagues is 172 days.

ROOKIE RULE: Not more than 130 at-bats or 50 innings pitched in the Major Leagues during a previous season or seasons, nor more than 45 days on a Major League roster during the 25-player limit (excluding time in military service or on the disabled list.)

DAY / NIGHT GAME: Any game scheduled to start after 5:00 p.m. will be considered a night game. If a game is scheduled to start at or before 5:00 p.m. and is delayed by rain or for any other reason it shall still be considered a day game. However, both games of a two-night doubleheader shall be considered night games. When afternoon and night games are played on the same day and separate admissions are charged, they will be counted as one day game and one night game and will not be considered as a doubleheader.

DISABLED LISTS

10-DAY DISABLED LIST: Minimum period of inactivity is 10 days. There is no limit on the number of players that may be placed on this list.

7-DAY DISABLED LIST: Introduced in the 2011 season, the 7-day disabled list was created specifically for players with concussion symptoms. A 7-day DL stint cannot be backdated by more than five days.

60-DAY DISABLED LIST: The minimum period of inactivity is sixty (60) days. Players on or transferred to this list after August 1 shall remain there for the balance of the regular season and post-season. This list may be used only when a club is at the maximum limit of forty (40) players.

REGULATION GAME

REGULATION GAME: A regulation game consists of nine innings unless extended because of a tie score or shortened because 1) the home team needs none of its half of the ninth or only part of it; or 2) because the umpire-in-chief calls the game after five completed innings. A regulation game may be less than five innings if the home team is ahead after the top of the fifth, or takes the lead or ties the score while at bat in the fifth.

TIE GAME: A regulation game that is called by the umpire-in-chief when both teams have the same number of runs is a tie game. Individual player performances are official and are entered in the records, but the game does not count in the league standings and may be re-scheduled at a later date.

SUSPENDED GAME: A game becomes a suspended game if it is terminated for any of the following reasons: 1) a curfew imposed by law; 2) a time limit permissible under league rules; 3) light failure or malfunction of a mechanical field device under control of the home club (including automatic tarpaulin or water removal equipment); 4) darkness because of any law, the lights may not be turned on. No game called because of a curfew or a time limit shall be a suspended game unless it has progressed far enough to have been a regulation game (see above). A game called under provision 3 or 4 shall be a suspended game at any time after it starts. Since 1980, if weather forces the termination of a legal game while an inning is in process, it will become a suspended game if either of the following two conditions exists: 1) the visiting team has scored one or more runs to tie the game and the home team has not scored, or 2) the visiting team has scored one or more runs to take the lead and the home team has not tied the score or taken the lead. If a legal game is tied when called because of weather and neither situation listed above prevails, it is a tie game and must be replayed in its entirety. Suspended games shall be resumed at the exact point of suspension of the original game. A game called at the END of a completed inning AFTER NINE INNINGS for any reason shall be a SUSPENDED game. This rule became effective in 1969.

2019 SPRING TRAINING INFORMATION

REPORT DATES

MAJOR LEAGUE REPORTING DATES

Pitchers and catchers report on February 15, with the first workout on February 16. Balance of the team reports February 20, with the first full-squad workout slated for February 21.

MINOR LEAGUE REPORTING DATES

The Braves will host a minor league mini camp beginning on 2/14, while the full minor league rosters will report 2/28. The first workout is March 2.

COMPLEX

CHAMPION STADIUM

Constructed: 1997
Capacity: 9,500
Dimensions: 340 - 400 - 330

OFFICE HEADQUARTERS

CHAMPION STADIUM

700 Victory Way
Kissimmee, FL 34747

MAILING ADDRESS

P.O. Box 470517
Celebration, FL 34747
General Office:
(407) 939-2200
Media Relations Office:
(407) 939-2245

BRAVES SPRING TRAINING SITES

1901..... Norfolk, VA	1916-18..... Miami, FL	1945..... Washington, D.C.
1902-04..... Thomasville, GA	1919-20..... Columbus, GA	1946-47..... Ft. Lauderdale, FL
1905..... Charleston, SC	1921..... Galveston, TX	1948-61..... Bradenton, FL
1906..... Jacksonville, FL	1922-37..... St. Petersburg, FL	1962..... Palmetto, FL
1907..... Thomasville, GA	1938-40..... Bradenton, FL	1963-1997..... West Palm Beach, FL
1908-12..... Augusta, GA	1941..... San Antonio, TX	1998-Pres..... Kissimmee, FL
1913..... Athens, GA	1942..... Sanford, FL	
1914-15..... Macon, GA	1943-44..... Wallingford, CT	

HOTEL HEADQUARTERS

Orlando World Center Marriott
World Center Drive
Orlando, FL 32821
Ph: (407) 239-4200
Fax: (407) 238-8777

PRESS BOX PHONE

(407) 939-2287 or 939-2288

TICKET PRICES

Lower Level Seats:
\$48-\$60
Bleacher Reserved and
Upper Level Seats:
\$19.97-\$44
Lawn Seats:
\$18-\$26
General Admission Berm Seats:
\$15-\$23


PRE-GAME TIMINGS

AFTERNOON GAMES (1:05 STARTS):

Braves BP: 10:10-11:10 AM
Visitors BP: 11:10-12:10 PM

NIGHT GAMES (6:05 STARTS):

Braves BP: 3:10-4:10 PM
Visitors BP: 4:10-5:10 PM



Champion Stadium at the ESPN Wide World of Sports Complex in Lake Buena Vista, Fla.

2019 SPRING TRAINING SCHEDULE

Date	Opponent/Site	Radio/TV	Time
Sat., Feb. 23	New York Mets at Port St. Lucie	R	1:10 PM
Sun., Feb. 24	Houston Astros at West Palm Beach	R	1:05 PM
Mon., Feb. 25	Washington Nationals at Disney	R	1:05 PM
Tue., Feb. 26	New York Mets at Disney	R	1:05 PM
Wed., Feb. 27	St. Louis Cardinals at Jupiter	R	1:05 PM
Thu., Feb. 28	Detroit Tigers at Disney	R	1:05 PM
Fri., March 1	Toronto Blue Jays at Disney	R	1:05 PM
Sat., March 2	Detroit Tigers at Lakeland	R	1:05 PM
Sun., March 3	Miami Marlins at Disney	R	1:05 PM
Mon., March 4	Houston Astros at Disney	R	1:05 PM
Tue., March 5	New York Yankees at Tampa	R/S	1:05 PM
Wed., March 6	Detroit Tigers at Disney (SS)	R	1:05 PM
	Miami Marlins at Jupiter (SS)		1:05 PM
Thu., March 7	OFF		
Fri., March 8	Philadelphia Phillies at Disney	R	6:05 PM
Sat., March 9	Detroit Tigers at Lakeland	R	1:05 PM
Sun., March 10	Miami Marlins at Jupiter	R	1:05 PM
Mon., March 11	Pittsburgh Pirates at Disney	R	1:05 PM
Tue., March 12	St. Louis Cardinals at Disney	R	1:05 PM
Wed., March 13	Washington Nationals at West Palm Beach	R	1:05 PM
Thu., March 14	OFF		
Fri., March 15	Miami Marlins at Disney	R	1:05 PM
Sat., March 16	Boston Red Sox at Fort Myers	R	1:05 PM
Sun., March 17	Houston Astros at Disney (SS)	R	1:05 PM
	Detroit Tigers at Lakeland (SS)	F	1:05 PM
Mon., March 18	New York Yankees at Disney	R	6:05 PM
Tue., March 19	Washington Nationals at Disney	R	1:05 PM
Wed., March 20	Toronto Blue Jays at Dunedin	R	1:07 PM
Thu., March 21	Tampa Bay Rays at Port Charlotte	R	1:05 PM
Fri., March 22	Detroit Tigers at Disney	R/F	6:05 PM
Sat., March 23	New York Mets at Disney	R/S	1:05 PM
Sun., March 24	Tampa Bay Rays at North Port*	R	4:05 PM
Mon., March 25	Cincinnati Reds at Atlanta**	R/F	7:20 PM
Tue., March 26	Cincinnati Reds at Atlanta**	R/F	1:05 PM

(R) 680 The Fan, 93.7, 1230 AM or 1340 AM

(F) Fox Sports South ; (S) Fox Sports Southeast

Home Games in Bold; All times are Eastern and are subject to change.

2018 SPRING TRAINING RESULTS

Date	Opponent	Result	Winning Pitcher	Losing Pitcher	Save	Record	Att.
2/23	at NYM	L, 6-2	Bashlor	Socolovich	None	0-1	5,816
2/24	at HOU	L, 6-1	McHugh	Newcomb	None	0-2	4,057
2/25	at WSH	L, 9-3	Scherzer	Sims	None	0-3	3,675
2/26	vs. WSH	W, 2-1	Teheran	Fedde	Brothers	1-3	3,772
2/27	vs. PIT	T, 3-3	---	---	---	1-3-1	3,220
2/28	vs. NYM	L, 6-4	Conlon	Ravin	None	1-4-1	4,384
3/1	vs. WSH	L, 6-2	Romero	Wright	None	1-5-1	3,286
	at DET	W, 5-2	Jackson	Moreno	Morris	2-5-1	4,576
3/2	at NYY	L, 5-4	Feyereisen	Pfeifer	None	2-6-1	9,514
3/3	vs. STL	W, 9-2	Teheran	Mikolas	None	3-6-1	7,246
3/4	vs. MIA	W, 5-2	Blair	Conley	Jackson	4-6-1	5,414
3/5	vs. PIT	W, 7-5	McCarthy	Kuhl	Socolovich	5-6-1	4,224
3/6	at TOR	W, 5-1	Newcomb	Biagini	None	6-6-1	4,369
3/8	vs. HOU	L, 6-4	McCurry	Winkler	None	6-7-1	6,323
3/9	vs. NYY	W, 3-1	Gómez	Hale	Graham	7-7-1	10,013
3/10	at PIT	W, 15-1	Foltynewicz	Williams	None	8-7-1	4,935
3/11	at DET	L, 6-3	Liriano	Wistler	Jimenez	8-8-1	6,399
3/12	vs. PHI	L, 3-0	Rios	Vizcaino	Beato	8-9-1	5,945
3/13	vs. TOR	L, 13-6	Sanchez	Kazmir	None	8-10-1	9,053
3/14	vs. PHI	W, 5-3	Teheran	Lively	Carle	9-10-1	5,790
3/15	vs. DET	W, 8-1	Foltynewicz	Fiers	None	10-10-1	5,934
3/16	at PIT	L, 12-9	Tailton	Blair	Eppler	10-11-1	5,841
3/17	vs. STL	L, 3-0	Weaver	Newcomb	Mujica	10-12-1	9,167
	at PHI	L, 10-6	Abad	Gómez	None	10-13-1	10,906
3/18	at HOU	W, 6-3	Sánchez	Cole	None	11-13-1	5,229
3/19	vs. TOR	W, 6-0	Teheran	Sanchez	None	12-13-1	6,138
3/21	vs. DET	W, 3-2	Moylan	Saupold	Vizcaino	13-13-1	6,233
3/22	at STL	L, 8-2	Mikolas	Sims	None	13-14-1	6,004
3/23	vs. DET	L, 11-3	Greene	Wister	None	13-15-1	6,103
3/24	vs. NYY	L, 8-3	Heller	Peterson	None	13-16-1	10,338
3/25	at DET	L, 10-3	Fulmer	Foltynewicz	None	13-17-1	6,555
3/26	vs. NYY	L, 5-1	Gray	McCarthy	None	13-18-1	22,526
3/27	vs. Braves Future Stars	W, 5-4	Biddle	Wentz	Davidson	14-18-1	14,665

Home games in bold

SPRING TRAINING RESULTS

Year	Record	Year	Record	Year	Record
196613-13	198618-11	200512-15-1
196712-13	198716-14	200611-18-3
196813-11	19888-21	200718-12-2
196911-12	198916-12	200815-15-2
197015-17	19907-7	200921-12
197113-14	199115-12	201017-12-1
19728-12	199210-19	201117-13-4
19734-18-1	199317-11-2	201210-18-5
197410-11-1	199420-9	201320-15
19759-19	1995*14-13	201412-18-3
197616-14	19953-8	201515-17-2
19778-8-1	199616-10-1	20166-20-6
197814-11	199710-18	20179-22-2
197916-10	199813-17-1	201814-18-1
198010-9	199917-13		
198115-15	200014-17		
198218-7	200112-13-3		
198313-15	200215-14-2		
198413-13	200317-12-2		
198518-11	200414-17		

* Spring Training 1



BRING IN THE RELIEF

When your car starts to sputter, pick up the save by grabbing quality parts at NAPA AUTO PARTS. Or, come into a NAPA AutoCare Center and have the pros do it for you. Either way, there's only one thing you need. NAPA KNOW HOW.



2019 SCHEDULE

MARCH/APRIL

SUN	MON	TUES	WED	THURS	FRI	SAT
24	25 CIN 7:20PM	26 CIN 1:10PM	27	28 PHI 3:05PM FSSE	29	30 PHI 4:05PM FSSE/FS1
31 PHI 7:05PM ESPN	1 CHC 7:10PM FSSE/ESPN	2	3 CHC 7:20PM FSSE/ESPN	4 CHC 7:20PM FSSE	5 MIA 7:20PM FSSE	6 MIA 7:20PM FSSE
7 MIA 1:20PM FSSE	8 COL 8:40PM FSSE	9 COL 8:40PM FSSE	10 COL 3:10PM FSSE	11 NYM 7:20PM FSSE	12 NYM 7:20PM FSSE	13 NYM 7:20PM FSSE/FS1
14 NYM 7:05PM ESPN	15	16 ARI 7:20PM FSSE	17 ARI 7:20PM FSSE	18 ARI 12:10PM FSSE	19 CLE 7:10PM FSSE	20 CLE 4:10PM FSSE
21 CLE 7:05PM ESPN	22	23 CIN 6:40PM FSSE	24 CIN 6:40PM FSSE	25 CIN 6:40PM FSSE	26 COL 7:20PM FSSE	27 COL 7:20PM FSSE
28 COL 1:20PM FSSE	29 SD 7:20PM FSSE	30 SD 7:20PM FSSE				

JULY

SUN	MON	TUES	WED	THURS	FRI	SAT
	1	2 PHI 7:20PM FSSE	3 PHI 7:20PM FSSE	4 PHI 7:20PM FSSE/ESPN	5 MIA 7:20PM FSSE	6 MIA 4:10PM FSSE
7 MIA 1:20PM FSSE	8-11 ALL-STAR GAME CLEVELAND, OH				12 SD 10:10PM FSSE	13 SD 8:40PM FSSE
14 SD 4:10PM FSSE	15 MIL 8:10PM FSSE	16 MIL 8:10PM FSSE	17 MIL 2:10PM FSSE	18 WSH 7:20PM FSSE	19 WSH 7:20PM FSSE	20 WSH 7:20PM FSSE/FS1
21 WSH 1:20PM FSSE	22	23 KC 7:20PM FSSE	24 KC 7:20PM FSSE	25	26 PHI 7:05PM FSSE	27 PHI 7:05PM FSSE
28 PHI 1:05PM FSSE	29 WSH 7:05PM FSSE/ESPN	30 WSH 7:05PM FSSE	31 WSH 7:05PM FSSE			

MAY

SUN	MON	TUES	WED	THURS	FRI	SAT
			1 SD 7:20PM FSSE	2 SD 12:10PM FSSE	3 MIA 7:10PM FSSE	4 MIA 6:10PM FSSE
5 MIA 1:10PM FSSE	6 LAD 10:10PM FSSE	7 LAD 10:10PM FSSE	8 LAD 10:10PM FSSE	9 ARI 9:40PM FSSE	10 ARI 9:40PM FSSE	11 ARI 8:10PM FSSE
12 ARI 4:10PM FSSE	13	14 STL 7:20PM FSSE	15 STL 7:20PM FSSE/ESPN	16 STL 7:20PM FSSE	17 MIL 7:20PM FSSE	18 MIL 7:15PM FOX
19 MIL 1:20PM FSSE	20 SF 9:45PM FSSE	21 SF 9:45PM FSSE/ESPN	22 SF 9:45PM FSSE	23 SF 3:45PM FSSE	24 STL 8:15PM FSSE	25 STL 7:15PM FOX
26 STL 7:05PM ESPN2	27	28 WSH 7:20PM FSSE	29 WSH 7:20PM FSSE	30	31 DET 7:20PM FSSE	

AUGUST

SUN	MON	TUES	WED	THURS	FRI	SAT
				1 CIN 7:10PM FSSE	2 CIN 7:20PM FSSE	3 CIN 7:20PM FSSE
4 CIN 1:20PM FSSE	5 MIN 8:10PM FSSE	6 MIN 7:20PM FSSE	7 MIN 1:10PM FSSE	8 MIA 7:10PM FSSE	9 MIA 7:10PM FSSE	10 MIA 6:10PM FSSE
11 MIA 1:10PM FSSE	12	13 NYM 7:20PM FSSE	14 NYM 7:20PM FSSE	15 NYM 7:20PM FSSE	16 LAD 7:20PM FSSE	17 LAD 7:20PM FSSE
18 LAD 1:20PM FSSE	19	20 MIA 7:20PM FSSE	21 MIA 7:20PM FSSE	22 MIA 7:20PM FSSE	23 NYM 7:10PM FSSE	24 NYM 7:10PM FSSE
25 NYM 1:10PM FSSE	26	27 TOR 7:05PM FSSE	28 TOR 7:05PM FSSE	29	30 CWS 7:20PM FSSE	31 CWS 7:20PM FSSE

JUNE

SUN	MON	TUES	WED	THURS	FRI	SAT
						1 DET 7:20PM FSSE
2 DET 1:20PM FSSE	3	4 PIT 7:05PM FSSE	5 PIT 7:05PM FSSE	6 PIT 12:35PM FSSE	7 MIA 7:10PM FSSE	8 MIA 4:10PM FSSE
9 MIA 1:10PM FSSE	10 PIT 7:20PM FSSE	11 PIT 7:20PM FSSE	12 PIT 7:20PM FSSE	13 PIT 12:10PM FSSE	14 PHI 7:20PM FSSE	15 PHI 7:20PM FSSE
16 PHI 1:20PM FSSE	17 NYM 7:20PM FSSE	18 NYM 7:20PM FSSE	19 NYM 7:20PM FSSE	20	21 WSH 7:20PM FSSE	22 WSH 7:15PM FOX
23 WSH 1:35PM FSSE	24 CHC 8:05PM FSSE	25 CHC 8:05PM FSSE	26 CHC 8:05PM FSSE	27 CHC 2:20PM FSSE	28 NYM 7:10PM FSSE	29 NYM 4:10PM FSSE
30 NYM 7:05PM ESPN						

SEPTEMBER

SUN	MON	TUES	WED	THURS	FRI	SAT
1 CWS 5:10PM FSSE	2 TOR 1:20PM FSSE	3 TOR 7:20PM FSSE	4	5 WSH 7:20PM FSSE	6 WSH 7:20PM FSSE	7 WSH 7:20PM FSSE
8 WSH 1:20PM FSSE	9 PHI 7:05PM FSSE	10 PHI 7:05PM FSSE	11 PHI 7:05PM FSSE/ESPN	12 PHI 7:05PM FSSE	13 WSH 7:05PM FSSE	14 WSH 4:05PM FSSE
15 WSH 1:35PM FSSE	16	17 PHI 7:20PM FSSE	18 PHI 7:20PM FSSE	19 PHI 12:10PM FSSE	20 SF 7:20PM FSSE	21 SF 7:20PM FSSE
22 SF 1:20PM FSSE	23	24 KC 8:15PM FSSE	25 KC 8:15PM FSSE	26	27 NYM 7:10PM FSSE	28 NYM 7:10PM FSSE
29 NYM 3:10PM FSSE						