

2019 MEDIA GUIDE

CINCINNATI REDS



Baseball's First Professional Team



Great American Ball Park
100 Joe Nuxhall Way
Cincinnati, OH 45202
Phone: (513) 765-7000
Twitter: @Reds



Major League Baseball

245 Park Ave.
New York, NY 10167
Phone: (212) 931-7800
www.mlb.com, Twitter: @MLB

Cincinnati Reds Minor League Affiliates

- Class AAA: Louisville Bats - International League**
- Class AA: Chattanooga Lookouts- Southern League**
- Class A: Daytona Tortugas - Florida State League**
- Class A: Dayton Dragons - Midwest League**
- Rookie: Billings Mustangs - Pioneer League**
- Rookie: Arizona League Reds - Arizona League**
- Rookie: Greeneville Reds - Appalachian League**

Cincinnati Reds Mission Statement

The Cincinnati Reds are dedicated to building and maintaining a championship-caliber team that carries on our rich baseball tradition. We are committed to providing superior service, exceptional entertainment and continued contributions in our community.

The Cincinnati Reds' 2019 media guide was produced by the media relations and creative services departments and is based on information available through February 8, 2019. Biographies, statistics, editing and research provided by Rob Butcher, Larry Herms, Jamie Ramsey, Amy Calo, Brendan Hader, Michael King, Ben Barnette, Patrick O'Leary and Elias Sports Bureau. Contributing photos provided by Reds team photographers Greg Rust and Philip Groshong, Mike Moore, the National Baseball Hall of Fame, Getty Images, Major League Baseball and its affiliates. Special thanks to Pat Latham from CJK Print Possibilities. The 2019 media guide is an official publication of The Cincinnati Reds, LLC, 100 Joe Nuxhall Way, Cincinnati, OH 45202, (513) 765-7000. Its logos and graphics are trademarks of the Cincinnati Reds. All rights reserved. Reproduction in whole or in part without written permission is strictly prohibited. Printed in the USA using soy ink and 10% PCRf recycled content.



CONGRATULATIONS MARTY BRENNAMAN

ON YOUR 46TH AND FINAL SEASON.

This one belongs to you!





TABLE OF CONTENTS/INDEX

Reds Front Office 6-40

Ballpark Operations Bios.....	30
Baseball Operations Bios.....	17-24
Broadcasters.....	26-29
Business Operations Bios.....	31-33
Executive Bios.....	10-17
Front Office, Directory.....	6-8
Front Office, Photos.....	34-39
Medical Staff.....	25

Cincinnati Reds 41-218

Acquisitions.....	62-63
Baseball Operations Support Staff.....	57-58
Birthdays.....	216
Clubhouse Staff.....	58
Coaches.....	44-57
Manager, David Bell.....	42-44
Media Relations Staff.....	61
Medical Staff.....	59-60
Players.....	67-215
Roster, 40-Man.....	64-65
Roster, Non-Roster Invitees.....	66
Service Time, Major League.....	216
Team Travel.....	58
Twitter Handles.....	216

Reds Scouting and Player Development 219-290

Award Winners, 2018 Minor League.....	243
Affiliate Directory.....	228
Affiliates, Through the Years.....	240
All-Star Selections, 2018 Reds Minor League.....	243
Barton Scout of the Year Award.....	220
Bender Award Winners.....	241
Coordinators/Instructors.....	226-227
Cross Checkers, Photos.....	221
Directory, Player Development and Scouting.....	220
Draft, 2018.....	241
Draft, All-Time No.1 Draft Selections.....	242
International Player Development, Photos.....	222
Leaders, 2018 Organizational.....	244
Managers/Coaches.....	229-239
Player Development Department.....	223-225
Recaps, 2018 Team.....	245-251
Players.....	252-288
Pro Scouts, Photos.....	221
Scouting Supervisors, Photos.....	222
Standings, 2018 Affiliates.....	244
Standings, 2018 NL Minor League.....	244
Top Prospects.....	243

Reds History 291-386

All-Stars, All-Time.....	338
Attendance, Year-by-Year.....	304
Award Winners.....	336-337
Ballpark History.....	302-303
Ballparks, Through the Years.....	301
Batting, Individual Records.....	358-359
Batting Records, Single Game.....	362-363
Batting, Reds League Leaders.....	355
Batting, Top Five.....	356
Batting, Year-by-Year Team Stats.....	350
Batting, Yearly Individual Leaders.....	351-355
Club Records, Batting.....	357

Club Records, Fielding.....	378
Club Records, Pitching.....	373
Coaches, Since 1900.....	306
Fielding, Individual Records.....	379
Fielding, Year-by-Year.....	378
Games By Position, Most Career.....	380
Hall of Fame, National.....	314-315
Hall of Fame, Reds.....	316-323
Hall of Fame and Museum, Reds.....	324
Highest Scoring Games.....	347
Home Runs, Grand Slams.....	356
Home Runs, Great American Ball Park.....	365
Home Runs, Reds Trios/Duos.....	359
Home Runs, Reds w/30 in a season.....	359
Home Runs, Year-by-Year.....	349
Homestands, Best.....	348
Important Dates, Reds History.....	292-293
Inning, Biggest Ever.....	362
Last Time it Happened.....	381-385
Managers, Since 1900.....	305
Managers, Winningest.....	305
Marathons.....	347
Miscellaneous Records.....	380
Miscellaneous Hitting Feats.....	359-361, 364
Miscellaneous Pitching Feats.....	375-376
Most Seasons, Players.....	306
No-Hitters.....	377
Opening Day Lineups, Since 1900.....	342-345
Opening Day Results.....	340-341
Perfect Game.....	377
Pitching, Individual Records.....	372,374
Pitching, Reds League Leaders.....	371
Pitching, Top Five.....	372
Pitching, Yearly Individual Leaders.....	367-370
Pitching, Year-by-Year Statistics.....	366
Pitching Records, Single Game.....	376
Players Statuses.....	328-329
Players/Pitchers/Rookies of the Week/Month.....	339
Record, Home/Road, Since 1900.....	296
Record, vs. American League.....	298
Record, vs. National League.....	297-299
Record, Year-by-Year.....	294-296
Retired Uniform Numbers.....	325-327
Road Trips, Best.....	348
Roster, All-Time, Post-1900.....	308-313
Roster, All-Time, Pre-1900.....	307
Streaks, Winning and Losing by Season.....	346
Strikeouts, Most by Reds Batters in Game.....	363
Uniform Numbers, All-Time.....	330-335

Reds in Postseason 387-418

Batting Leaders.....	393
Club Records.....	391-392
Individual Batting Records.....	391
Individual Pitching Records.....	394
Pitching Leaders.....	395
Postseason History.....	388
Roster, All-time Postseason.....	389
Series Results, By Year.....	396-418

TABLE OF CONTENTS/INDEX



150th Anniversary	419-424
1869 Red Stockings.....	420
Season-Long Celebration	421
Throwback Uniforms.....	422-424

reds.com / 150

Media and Other Info	425-458
Affiliates, Radio.....	428
Ballpark Guest Guide	451-457
Batting Practice Schedule, 2019.....	434
BBWAA, Cincinnati Chapter.....	436
Broadcasters, All-Time.....	426-427
Community, Reds In The.....	430-431
Covering the Beat, Photos.....	436
Directory, MLB Front Office.....	439
Fundraising Events, Reds Community Fund.....	444-445
Game Broadcast.....	434-435
Group Tickets/Party Areas, GABP.....	448-449
Media Outlets, Local.....	437
Media Relations Department, Bios	434-435
Media Relations Information/Guidelines.....	434
Media Relations Directory, MLB Clubs	433
National Baseball Hall of Fame Information	438
Premium Seating, GABP	450
Promotional Dates, 2019	429
Reds on the Airwaves	426
Rules of Interest, MLB	438-439
Seating Chart	432
Spring Training Information	430-433
Ticket Information	446
Ticket Memberships/Plans	447

2018 Season Review.....	459-514
Attendance, NL	475
Attendance, Day-by-Day	475
Batting Order.....	467
Batting Statistics.....	466
Blown Saves	468
Catchers' Stats.....	470
Catchers' Throwing Percentage.....	470
Complete Games	469
Day Totals, Reds Batters	490
Day Totals, Reds Pitchers	490
Day-by-Day Results	472-474
Designated Hitters	467
Disabled List	472
Ejections.....	471
Extra-Inning Games	471
Fielding Statistics.....	469-470
Great American Ball Park Totals, Reds Batters.....	488
Great American Ball Park Totals, Reds Pitchers.....	488
Highs and Lows.....	494-495
Leaders, AL Batting/Pitching.....	509-513
Leaders, NL Batting/Pitching	502-505
Left Handers, Reds Batters vs	486
Left Handers, Reds Pitchers vs	486
Monthly Recaps	476-483
Multi-Hit Games.....	467
Night Totals, Reds Batters.....	491
Night Totals, Reds Pitchers	491
Pitching Statistics	468
Records When...Reds'	471
Reds by Day/Month/Series/Game.....	472
Relievers Totals	468
Review, 2018 Season	460-465
Right Handers, Reds Batters vs	487
Right Handers, Reds Pitchers vs	487
Road Totals, Reds Batters.....	489
Road Totals, Reds Pitchers.....	489
Scoring Position, Reds Batters With Runners In ..	492-493
Shutouts	469
Standings, 2018 MLB Final.....	460
Starters by Position	467
Starters/Relievers Comparison.....	468
Statistics, Reds First-Half.....	484
Statistics, Reds Second-Half	485
Statistics and Rankings, AL	506-508
Statistics and Rankings, NL	499-501
Transactions.....	495-498
Wins in Last At-Bat.....	471
Won-Lost Breakdowns	471
Opponents.....	515-538
Ballparks, Major League Directory.....	537
Opponents, AL	533-536
Opponents, NL.....	519-532
Record vs AL	533
Record vs NL	516-518

STAFF DIRECTORY
INVESTORS
Robert H. Castellini – W. Joseph Williams Jr. – Thomas L. Williams

Lindner Reds Baseball IV LLC – Frank Cohen – William J. Reik

Buy Buy Baseball, LLC – EMK Investment Company, LLC – Larry Sheakley – Jeffrey L. Wyler

Harry J. Fath – Jeffrey L. Gendell – Edwin J. Rigaud, AACE, LLC – HKR Baseball, LLC – Ronald L. Sargent

John H. Wyant – George H. Vincent, Queen City Diamond, LLC – Heading for Home, LLC – Art Hauser

EXECUTIVE OFFICE

Robert H. Castellini Chief Executive Officer
 W. Joseph Williams Jr. Chairman
 Thomas L. Williams Vice Chairman
 Phillip J. Castellini..... President and Chief Operating Officer
 Shellie Petrey..... Executive Operations Manager
 Dick Williams President of Baseball Operations
 Nick Krall..... Vice President and General Manager
 Sarah Vedder..... Exec. Asst. to Pres. of Baseball Ops./GM
 Walt Jocketty Executive Advisor to the CEO
 Christopher L. Fister..... Secretary and Treasurer
 Karen Forgus..... Senior Vice President of Business Operations
 Teddy Siegel Business Ops. Assistant
 Emily Mahle Business Ops. Assistant/Speakers Bureau
 Doug Healy Senior Vice President of Finance and CFO
 James A. Marx, Esq. Chief Legal Officer
 Teena Schweier Assistant to CLO and CFO

John Morris Special Assistant to the General Manager
 Jeff Schugel Special Assistant to the General Manager
 Gary Glover Professional Scout
 Joe Jocketty Professional Scout
 Bruce Manno Professional Scout
 Mick Mattaliano Professional Scout
 Jeff Morris Professional Scout
 Steve Roadcap Professional Scout
 Rob Fidler Manager, Pacific Rim Scouting
 Jamey Storvick Scout, Pacific Rim

Amateur Scouting

Brad Meador Director, Amateur Scouting
 Paul Pierson Assistant Director, Amateur Scouting
 Joe Katuska Assistant Director, Amateur Scouting
 Trey Hendricks Director, International Scouting
 Greg McMillin Assistant Director, International Scouting
 Richard Jimenez Director, Latin America Scouting

Player Development

Shawn Pender Vice President, Player Development
 Eric Lee Senior Director, Player Development
 Bill Doran Special Assistant, Player Development
 Eric Davis Special Assistant, Player Performance
 Barry Larkin Special Assistant, Player Performance
 Mario Soto Special Assistant, Player Performance
 Patrick Serbus Director, Minor League Athletic Training
 Brad Epstein Director, Minor League Physical Therapy
 Melissa Hill Coordinator, Baseball Administration
 Mark Heil Coordinator, Player Development
 Becky Schnakenberg Coordinator, Minor League Wellness
 Ashley Meuser Coordinator, Minor League Nutrition
 Erika Sperl Medical Administrator
 Charlie Rodriguez Player Development Assistant
 Chris Tremie Field Coordinator
 Milt Thompson Hitting Coordinator
 Tony Fossas Pitching Coordinator
 Joel Noboa Latin American Field Coordinator
 Billy Hatcher Roving Outfield/Baserunner Instructor
 Corky Miller Roving Catching Instructor
 Frank Pfister Mental Skills Coach

BASEBALL OPERATIONS
Front Office

Sam Grossman..... Vice President, Assistant General Manager
 Buddy Bell VP, Sr. Advisor to President of Baseball Ops.
 Chris Buckley Vice President, Player Personnel
 Jeff Graupe Senior Director, Player Personnel
 Joe Morgan Senior Advisor to Baseball Operations
 Mark Edwards Coordinator of Baseball Operations
 Charles Leddon Director, Sports Science Initiatives
 Brett Elkins Manager, Baseball Systems Development
 Ryan Barger Apps Dev. Specialist, Baseball Systems
 Michael Schatz Manager, Baseball Analytics
 Kevin Corby Data Scientist
 Stuart Wallace Data Scientist
 Nick Wan Data Scientist
 James Brand Data Major League Analyst
 Samantha Rack Baseball Analytics Developer
 Joe Delia Baseball Systems Developer
 Bo Thompson Manager, Advance Scouting
 Julio Morillo Baseball Ops. Assistant & Spanish Translator

Pro Scouting

Rob Coughlin Director, Professional Scouting
 Cam Bonifay Special Assistant to GM, Player Personnel
 Terry Reynolds Special Assistant to GM, Player Personnel
 "J" Harrison Special Assistant to the General Manager
 Marty Maier Special Assistant to the General Manager

Arizona Operations

Mike Saverino Operations Manager
 Branden Croteau Operations Assistant
 Jon Snyder Minor League Equipment Manager
 John Bryk Minor League Clubhouse Assistant
 Gary Hall Minor League Video Coordinator

Major League Team Travel

Gary Wahoff..... Senior Director, Team Travel

Media Relations

Rob Butcher..... Vice President, Media Relations

Larry Herms..... Director, Media Relations

Jamie Ramsey..... Director, Media Relations, Digital Content

Medical Staff

Dr. Timothy Kremchek..... Medical Director

Dr. Angel Velazquez..... Asst. Med. Director, Assoc. Team Phys.

Steve Baumann..... Head Athletic Trainer, ATC, CSCS

Jimmy Mattocks..... Assistant Athletic Trainer, ATC

Tomas Vera..... Assistant Athletic Trainer, ATC

Sean Marohn..... Director, Str./Cond., CSCS/RSCC*D

Zach Gjestvang..... Asst. Director, Str./Cond., CSCS/RSCC

Clubhouse

Rick Stowe..... Senior Director, Clubhouse Operations

Josh Stewart..... Visiting Clubhouse Manager

Mark Stowe..... Reds Clubhouse Assistant

BALLPARK OPERATIONS

Tim O'Connell..... Vice President of Ballpark Operations

Ballpark Operations

Sean Brown..... Senior Director of Ballpark Operations

Colleen Rodenberg..... Director of Ballpark Administration

Bob Harrison..... Ballpark Operations Superintendent

Jan Koshover..... Senior Manager of Guest and Event Ops.

Jen Clemens..... Ballpark Administrative Services Manager

Roger Smith..... Chief Engineer

Gary Goddard..... Assistant Chief Engineer

Robert Burkhart..... Finish Carpenter

Richard Kleinwachter..... Electrician

Daniel Korb..... Electrician

Chris Casarcia..... HVAC Technician

Don Eichstadt..... HVAC Technician

Justin Faul..... Maintenance Worker I

Kyle Danbury..... Maintenance Assistant

Jon Phelps..... Ops QA/QC

Phil Stall..... Painter

Daniel Schmaltz..... Plumber

Chase Vogel..... Ballpark Operations Coordinator

Geoffrey Joseph..... Shipping & Receiving Clerk

Field Operations

Stephen Lord..... Head Groundskeeper

Derrick Grubbs..... Assistant Head Groundskeeper

Public Safety and Security

John Cordova..... Director of Security and Public Safety

Rebecca Vanderwaal..... Security Manager

Dewitt Anderson..... Public Safety Officer

John Brehm..... Public Safety Officer

Kyle DeWine..... Public Safety Officer

Michael Grote..... Public Safety Officer

Chad Heintzelman..... Public Safety Officer

Kenneth Lewis..... Public Safety Officer

Richard Miller..... Public Safety Officer

Jason Schwab..... Public Safety Officer

Patrick Sponsler..... Public Safety Officer

Vincent Steinwert..... Public Safety Officer

Richard Toschlog..... Public Safety Officer

Brenna Turner..... Public Safety Officer

BUSINESS OPERATIONS**COMMUNICATIONS AND MARKETING**

Ralph Mitchell..... Vice President of Comm. and Marketing

Communications

Lisa Braun..... Director of Digital Media

Audra Sordyl..... Director of Marketing

Jarrod Rollins..... Director of Communications & Web Content

Michael Anderson..... Public Relations Manager

Lori Watt..... Promotional Purchasing/Broadcasting Admin.

Brendan Hader..... Communications Manager

Chadwick Fischer..... Social Media Manager

Creative Services

Jansen Dell..... Director of Creative Operations

Amy Calo..... Creative Services Manager

Michael King..... Senior Designer

Sara Treash..... Graphic Designer

Brandon Caffery..... Junior Graphic Designer

PROMOTIONAL EVENTS AND PRODUCTIONS

Zach Bonkowski..... Vice President of Promo Events/Prod.

Promotional Events and Player Relations

Corey Hawthorne..... Director of Promo Events/Plyr. Relations

Jim Myers..... Authentics Manager

Caylor Escalante..... Promotional Events Manager

Kelsey Proctor..... Promotional Events Coordinator

Nick St. Pierre..... Events Coordinator/Mascots

Productions

Jami Iliavkase..... Director of Productions

Billy Johnson..... Productions Manager

Brent Vinson..... Video Engineer - Technical Manager

Nick Prince..... Video Productions & Technical Specialist

Nicholas Wedge..... Motion Graphic Designer

Kaitlin Simcoe..... Content Productions Specialist

COMMUNITY FUND

Charley Frank..... Executive Director, Reds Community Fund

Matthew Wagner..... Asst. Director, Reds Community Fund

Jerome Wright..... P&G MLB Cin. Reds Youth Academy Director

Jeremy Hamilton..... Assistant Director, Youth Academy

Sara Ingram..... Sponsorship and Events Manager

Colleen Cheek..... Sr. Outreach Manager

Jorge Merlos..... Outreach Coordinator

Gabrielle Pape..... Outreach Coordinator

Emily Egbers..... Fundraising and Operations Coordinator

COMMUNITY RELATIONS

Lindsey Dingeldein..... Director of Community Relations

Natalya Herndon..... Diversity Relations Coordinator

CORPORATE PARTNERSHIPS

Bill Reinberger..... Vice President of Corporate Partnerships

Dave Collins..... Director of Sponsorship Development

Dan Lewis..... Corporate Partnerships Manager



Todd Richardson Corporate Partnerships Manager
 Jackie Sprague Corporate Partnerships Manager
 Joe Zerhusen Broadcast and Affiliates Manager
 Joanie Conkle CRM Manager
 Erika Galiette Senior Manager of Fulfillment
 Jessica Jamison Corporate Account Services Manager
 Kelli Anne Louthan Corporate Account Services Manager
 Matt Pohlman Corporate Account Services Manager
 Jason Strine Digital Sales Manager
 Brandon Bowman Trafficking Coordinator
 Denise Lockwood Assistant to Corporate Partnerships

FINANCE AND ADMINISTRATION

Bentley "B.J." Viator Vice President of Finance, Controller

Accounting

Jill Niemeyer Accounting Manager
 Cathy Brakers Senior Accountant
 Sherri Yerkes Staff Accountant
 Sydney Simpson Accounts Payable Clerk
 Amanda Simpson Accounting Clerk

Human Resources

Allison Stortz Director of Human Resources
 Garry McGuire Employee Relations Manager
 Amy Ford Manager, Benefits and Wellness
 Melissa Craig Talent Development Manager
 Zach Wollman HR Business Partner

Payroll

Leanna Weiss Director of Financial Reporting and Payroll
 Ayanna Goddard Payroll Accountant

INFORMATION TECHNOLOGY AND BUSINESS ANALYTICS

Brian Keys Vice President of Technology

Technology

Keith Winchester Information Technology Manager
 Steve Lewis Systems Administrator
 Chris Renner Systems Administrator
 Clinton Van Andel Systems Support

Business Analytics

Steven Wyant Data Architect
 Chris Calo Senior Business Analyst
 Mark Boone Business Analyst
 Kristin Elliott Application Developer
 Paige Smith Business Marketing Developer
 Joe Enriquez Application Developer

TICKETS AND BUSINESS DEVELOPMENT

Aaron Eisel Vice President of Ticketing and Business Dev.
 Mark Schueler Senior Director of Ticket Sales & Service

Season Sales and Retention

Patrick Montague Director of Ticketing New Business
 Shelley Volpenhein Director of Season Ticket Membership
 Chris Herrell Season Sales Manager
 Blake Williams Sr. Account Executive, New Business Dev.
 Jake Eby Account Executive, New Business Dev.
 Austin MacEachen Account Executive, New Business Dev.
 Richy Velasquez Account Executive, New Business Dev.

Eric Keller Senior Account Executive, Retention and Sales
 Jimmy Dollard Account Executive, Retention and Sales
 Angel Gonzalez Account Executive, Retention and Sales
 Logan Grapenthien Account Executive, Retention and Sales
 Tyler Wade Account Executive, Retention and Sales

Premium Sales and Services

Chris Bausano Director of Premium Sales & Service
 Ryan Rizzo Premium Sales Manager
 Megan Stuerenberg Senior Premium Service Executive
 Allison Loos Suites and Premium Service Executive
 Craig Sample Premium Service Executive
 Jacob Swartz Premium Service Executive
 Kevin Sympson Premium Service Executive

Group Sales

Carmen Alberini Director of Group Sales
 Cardell Carter Group Account Executive
 Aly Gruber Group Account Executive
 Maxx Sample Group Account Executive
 Mason Smith Group Account Executive
 Drew Whitaker Group Account Executive

Digital Ticketing & CRM

Matthew Ollerdisse Manager of Ticket Partnerships
 Jon Myers CRM Analyst
 Jami Aufderbeck Digital Ticket & Membership Benefit Coord.

Single Game Ticketing

Kristen Meyers Director of Single Game Ticketing
 Andre Elkins Single Game Ticketing Coordinator
 Ryan Haynes Single Game Ticketing Coordinator

Special Events

Vicki Volp Sr. Manager of Special Events Sales and Ops.
 Terylle Austin Manager of Special Event Operations
 Tiffany Huffman Special Events Sales & Event Coordinator
 Christian Sharp Event Services Coordinator

Consumer Clubs

Kayla Parsley Consumer Clubs Manager

Customer Service

Craig Warman Director of Customer Service
 Anne Kirby Switchboard Operator
 Frank Rosiello VIP Ticket Concierge

Ticket Operations

John O'Brien Senior Director of Ticket Operations
 Bev Bonavita Season Ticket Operations Manager
 Lance Bucher Box Office Window and Parking Manager
 Billy Byrnes Ticket Operations Event Manager
 John Rieder Group Operations Manager
 Catie Bock Ticket Operations Manager
 Todd Wuest Ticket Systems Manager
 Tyler Crowley Ticket Operations Coordinator
 Logan Paragin Ticket Operations Coordinator

REDS HALL OF FAME AND MUSEUM

Rick Walls Executive Director
 Chris Eckes Operations Manager/Chief Curator
 Erin Chamberlain Marketing and Development Manager
 Ken Freeman Education & Programming Manager
 Mark Harlow Ticket Operations Manager
 Sherry Rowland Membership Manager
 Christina Sprance Visitor Services and Retail Manager
 Tyler Renfro Marketing and Development Coordinator

2019 NOTES





ROBERT H. CASTELLINI

CHIEF EXECUTIVE OFFICER

On Nov. 2, 2005, the Cincinnati Reds announced that the controlling interest in the club would be acquired by a group of Cincinnatians led by Robert H. Castellini, Chairman of Castellini Company.

Other members of the group acquiring the controlling interest include Thomas L. Williams and W. Joseph Williams, Jr., President and Chairman, respectively, of Cincinnati based North American Properties.

The sale of the club was completed on Jan. 19, 2006, and Mr. Castellini assumed control of the Club as its Chief Executive Officer.

Mr. Castellini has been involved in Major League Baseball for close to 40 years. His involvement included a minor interest in the Cincinnati Reds as part of the Williams family ownership until that interest was sold in 1984. He became a partner in the Texas Rangers in 1989 and the Baltimore

Orioles in 1993. From 1995 until 2006 Mr. Castellini was an investor in the St. Louis Cardinals. His interest in the Cardinals was sold as a condition of his acquisition of the Cincinnati Reds.

Mr. Castellini has been the Chairman of Castellini Group of Companies since 1992, following tenures as Executive Vice President from 1967–1970 and President from 1970–1992. The Castellini Company businesses include perishable distribution, food processing, public warehousing, transportation logistics and leasing.

In 1963, he graduated from Georgetown University with a degree in economics and after two years as an officer in the U.S. Army he received his MBA from Wharton Graduate School in 1967.


Mr. Castellini is very active in the Cincinnati community. He served as a member of the Board of Trustees for Xavier University as well as Chairman of Xavier’s Development Committee, member and Past President of the Cincinnati Business Committee, a member of the Commercial and Commonwealth Clubs of Cincinnati as well as past president of both clubs, member of the Chief Executives Organization and Past President of the Young Presidents’ Organization, Cincinnati Chapter. He donates his time as a board member of the Cincinnati Center City Development Committee (3CDC), chairman of the Joint Banks Steering Committee, President of the Cincinnati Equity Fund and New Markets Tax Credit, and a member of the Cincinnati Arts and Technology Center Steering Committee.

He has also been a member of the boards of directors for PNC Bank, Ohio and United States Playing Card Company, Comair Airlines, Babson College Board of Trustees, Denison University Board of Trustees and President of the Queen City Club. Mr. Castellini has been Chairman of the Boards of Trustees for both Tri Health, Inc. and the Good Samaritan Hospital, a Board of Trustees member for the National Underground Railroad Freedom Center and the Cincinnati Art Museum, and Chairman of the Board of the Cincinnati Zoo.

Bob is married to Susie Castellini and they have four children and 12 grandchildren.

REDS CEOs THROUGH THE YEARS

Aaron Champion.....	1869–70	Powel Crosley Jr.....	1934–46
Josiah L. Keck.....	1876–77	Warren C. Giles.....	1946–51
J. Wayne Neff.....	1878–79	Powel Crosley Jr.....	1951–61
Justus Thorner.....	1882–83	William O. DeWitt.....	1961–66
Aaron S. Stern.....	1884, 1887–90	Francis L. Dale.....	1967–73
George Herancourt.....	1885	Robert L. Howsam.....	1973–78
John Hauck.....	1886	Dick Wagner.....	1978–83
John T. Brush.....	1891–02	Robert L. Howsam.....	1983–85
Gary Herrmann.....	1902–27	Marge Schott.....	1985–99
C.J. McDiarmid.....	1928–29	Carl H. Lindner.....	1999–2006
Sidney Weil.....	1930–33	Robert H. Castellini.....	2006–Present



W. JOSEPH WILLIAMS, JR.

CHAIRMAN

Joe Williams is the Chairman of North American Properties, a family-owned and controlled real estate development company, which was started in 1954. Mr. Williams joined North American as an Executive Vice President in 1970. From 1984-'94, he was the President. Since 1994, he has served as Chairman of the Board. Mr. Williams served in the United States Army prior to joining North American.

Mr. Williams' family has a long history with Major League Baseball. Mr. Williams' father, William J. Williams, Sr., served as Vice President and part owner of the Cincinnati Reds from 1966 to 1982 before becoming General Partner in 1982. During the period from 1970 to 1982, Mr. Williams, Jr. served on the Board of Directors of the Cincinnati Reds. The family sold its interest in 1984.

In 1993, Mr. Williams became a part owner of the Baltimore Orioles. Mr. Williams was an owner of the St. Louis Cardinals from 1996 to 2005.

He graduated from Xavier University in 1969.

Joe Williams is married to Judy Williams. They have two children.



THOMAS L. WILLIAMS

VICE CHAIRMAN

Tom Williams is President and CEO of North American Properties, a national real estate development company. He has been President of North American Properties since 1994 and served as Vice President from 1986 through 1994. He was an associate with the law firm Frost & Jacobs from 1983 through 1986.

Mr. Williams is Vice Chairman and one of the principal owners of the Cincinnati Reds. He is a former owner of the St. Louis Cardinals from 1996 to 2006 and, prior to that, was an owner of the Baltimore Orioles.

Mr. Williams currently serves on numerous Boards including JobsOhio, The Western and Southern Financial Group, The Cincinnati Equity Fund, The Cincinnati Center City Development Corporation (3CDC), and Cintrifuse. He is a member and past Chairman of the Cincinnati

Business Committee (CBC), Co-Chair of the CBC's Economic Development Committee, and Co-Chair of the CBC's Education Committee. He is one of the founding members and past Chairman (August 2012 – April 2015) of the Cincinnati Regional Business Committee (CRBC) and serves on the Economic Development Committee, the Education Committee, and the Government Affairs Committee. He is a Co-Chair of the Child Poverty Collaborative. He is a member (past Chair) of REDI (Regional Economic Development Initiative) Cincinnati. He is Co-Chair of Build Our New Bridge Now Coalition. He is a board member of the Cincinnati USA Regional Chamber, Accelerate Great Schools, and Teach For America. He is Chairman Emeritus of the LISC Local Advisory Committee, and a member of the Cincinnati Art Museum Nominating Committee. He is also a member of the World Presidents' Organization and past member of the Young Presidents' Organization (past president), and a member of the Chief Executives Organization. He is member of the Commonwealth Club of Cincinnati (past president) and a member of the Commercial Club of Cincinnati (past president).

Some of Mr. Williams' past activities include membership of the boards of AAA Cincinnati, the Children's Home of Cincinnati, the Cincinnati Art Museum, the Cincinnati Zoo (past president), Downtown Cincinnati, Inc., Georgetown University's Board of Regents, Interact for Health, PNC Bank Ohio, The Port of Greater Cincinnati Development Authority, St. Joseph Home, Summit Country Day School, and Xavier University.

He is a member of the Camargo Club, the Cincinnati Country Club, Baker's Bay Golf and Ocean Club, Northport Point, the Queen City Club, Royal Poinciana Golf Club, and the Snowmass Club.

Mr. Williams is a graduate of Georgetown University and the University of Cincinnati College of Law.

Tom Williams is married to Jenny Williams. The Williams have three children.



PHILLIP J. CASTELLINI

PRESIDENT AND CHIEF OPERATING OFFICER

As President and Chief Operating Officer of the Cincinnati Reds, Phillip J. Castellini is responsible for all business and ballpark operations of the organization, including a primary focus on the growth of new revenue through ticket sales, corporate sponsorships and special events. Mr. Castellini works closely with team concessionaire Delaware North Companies (DNC) on merchandising, licensing and food and beverage options. Additionally, Mr. Castellini oversees the Reds broadcast relationships.

During his tenure, Mr. Castellini has made fan engagement a priority throughout the organization. Notably during the 2015 All-Star Summer season he oversaw extensive capital improvements in and around the ballpark, along with major renovations to existing spaces like the all-inclusive club, The Handlebar, down the right-field side of the ballpark. All were done for the purpose of enhancing the fan experience, joining the dozens of other fan spaces added since Mr. Castellini took over business operations.

Under Mr. Castellini's direction, locally renowned food and beverages are now served throughout the ballpark which broadly expands the traditional ballpark offerings. His commitment to fan entertainment reaches beyond the ballpark with the annual production of the best-in-class events such as Redsfest, the Opening Day Block Party, the Reds Caravan, the Hall of Fame Induction Gala, and numerous events for the Reds Community Fund.

Mr. Castellini also plays a pivotal role in the club's community efforts, serving as an executive committee board member for the Reds Community Fund. He assisted with the development of funding for the P&G Cincinnati MLB Urban Youth Academy in Roselawn, which broke ground in 2013 and opened in 2014. This academy is the first in the Midwest as part of Major League Baseball's Urban Youth Academy program.

On the league-wide level, Mr. Castellini was instrumental in securing Cincinnati as the host city for the 2015 Major League Baseball All-Star Game. He also represents the Reds as one of eight teams on Major League Baseball's Ticketing Review Subcommittee.

After first joining the Reds following the 2005 season as Senior Director of Business Operations, Mr. Castellini was promoted to Senior Vice President of Business Operations in January 2007 before assuming his current position in January 2008. He reports directly to Reds CEO Bob Castellini and works closely with the ownership group.

In addition to his Reds duties, Mr. Castellini is an active member of the Greater Cincinnati community. He is currently a member of institutions such as the Cincinnati USA Regional Chamber Board, TriHealth, Inc. Board, Cincinnati Regional Business Committee (CRBC) Board, Young Presidents' Organization, Commonwealth Club and Queen City Club. Since 1993 he also has served as President of Merchants Cold Storage in Walton, Kentucky.

A graduate of Babson College, Mr. Castellini has a Bachelor of Science, Marketing and Entrepreneurial studies and a minor in literature. He also has attended post-graduate studies through the University of Pittsburgh's Semester at Sea program. He and his wife Britt have five children: Lucia, Gabriella, Chloe, Millie and John James.





DICK WILLIAMS

PRESIDENT OF BASEBALL OPERATIONS

Dick Williams is in his third season as President of Baseball Operations and in his 14th season with the organization. He oversees all aspects of baseball operations, including the Major League team, player development, pro and amateur scouting, and the international operations. During the 2016 and 2017 seasons, he also held the title of general manager.

Williams worked under two general managers after joining the Reds. He worked for Wayne Krivsky from 2006 until mid-2008. He then worked for Walt Jocketty from mid-2008 through the 2016 season. Williams was the second-youngest executive to be promoted to General Manager for the Reds since Gabe Paul in 1951. During

that time, the Reds have had 11 different GMs. Overall, Williams was the 18th general manager in the history of the team and the second, after Jocketty, to hold the title of President of Baseball Operations.

While Williams has worked in the front office, the Reds have made the postseason three times (2010, 2012 and 2013), winning the NL Central Division twice and the Wild Card once. The only other time in Reds history with as many playoff appearances in such a short window occurred during the Big Red Machine era, when that club made five postseason appearances in seven seasons between 1970 and 1976 and six appearances in 10 seasons between 1970 and 1979. When the Reds made the playoffs in 2010, it was their first appearance in the postseason in 15 years. The Reds were named the Organization of the Year by Baseball America in 2012.

One of the keys to the Reds' window of success from 2010 to 2013 was an improvement in the farm system. The talent in the Reds' minor league system was ranked 30th in the Major Leagues by Baseball America in 2006 when the new ownership group took over. Just two years later, the system was in the top five and has not ranked below 17th since 2006.

In 2016, Baseball America rated the Reds' June First-Year Player Draft the best of all 30 teams. Also during the summer of 2016, the Reds signed two Cuban players to add to their minor league system, SS Alfredo Rodriguez and RHP Vladimir Gutierrez. Both were ranked in the top seven of all international prospects by MLB. The Reds also had highly rated draft classes again in 2017 and 2018. Many the Reds' top 10 prospects have been acquired since 2016, including Nick Senzel, Hunter Greene, Taylor Trammell, Jonathan India, Vladimir Gutierrez and Mike Siani. At the beginning of each of the last 2 years, five Reds prospects were named in Baseball America's Top 100 prospects list, including Senzel (10th), Trammell (33rd), India (51st), Greene (57th) and Tony Santillan (69th) heading into the 2019 season.

In recent years, the team has executed waiver claims, completed trades and signed free agents to add from outside the organization. Players added in the last three years include Curt Casali, Luis Castillo, Scooter Gennett, Sonny Gray, Matt Harvey, David Hernandez, Jared Hughes, Matt Kemp, Yasiel Puig, Tanner Roark and Alex Wood, among others.

In addition to a continued focus on acquiring and developing talent, Williams is very interested in helping advance the team's analytics initiatives, which are improving the proprietary tools that aggregate scouting and statistical information and assist with decision-making. To that end, the team has made significant new investments in recent years into both personnel and infrastructure.

The team made several significant new investments this year in other areas of baseball operations including establishing a scouting presence in the Pacific Rim, expanding the scouting presence in Latin America, growing the domestic amateur scouting staff and increasing the Player Development staff to offer more personalized instruction to players. The team has also established Sports Science and Wellness initiatives that will benefit the organization at all levels. For the first time, the team sent several top minor league players to leadership training after the 2016 season ended and has continued that in the years since.

Following the 2018 season, the baseball operations department had significant personnel changes, including several newly created positions. The team named a new major league manager as well members of the coaching staff. There is also new leadership in the Amateur Scouting, Pro Scouting, International Scouting and Player Development departments.

Williams supervised the Florida operations of the team in the past and was a leader in the team's design and construction of a new training complex in Arizona, which opened for the 2010 season. In 2015, he also supervised the relocation and renovation of the team's training facility in Boca Chica, Dominican Republic.

Williams was born and raised in Cincinnati as a Reds fan. In the 1970s, he was paired with George Foster in a television advertisement for a team Bat Day giveaway. In the 1980s, he served as a batboy at Al Lopez Field in Tampa during Spring Training. In October 1990, when the Reds won Game 6 of the NLCS vs the Pirates on the way to their first World Series appearance since 1976, he was arrested for running on the playing field and joining the postgame celebration. He was sentenced to one day of community service, which he happily served, in exchange for having the trespassing charges dropped.

Williams' grandfather, W. Joseph Williams Sr., was one of the principal owners of the group that purchased the Reds in 1966. He served as Vice President of the club from 1966 to 1982 and as general partner from 1982 until he sold the team in 1984. As chairman of a small committee in 1967, Mr. Williams Sr. hired general manager Bob Howsam, who built the Big Red Machine championship teams. The Reds were baseball's dominant team in the 1970s, a decade during which they won six division titles, four NL pennants and the World Series in 1975 and 1976.

Williams' father and uncle were minority partners in the ownership of the Baltimore Orioles for two years in the mid-1990s and in the ownership group of the St. Louis Cardinals for the 10 seasons from 1996 through 2005. The Cardinals appeared in the postseason in six of those 10 seasons.

Williams attended the University of Virginia where he was a finalist for the Jefferson Scholar program before being named an Echols Scholar. After graduating from the University of Virginia, Williams worked in investment banking in New York for Morgan Stanley & Co. He worked in the Real Estate group servicing corporate clients as well as working on the firm's proprietary real estate investment fund. He then relocated to Atlanta to work for what is now called SunTrust Robinson Humphrey as a Vice President in Corporate Finance. Subsequently, he joined an Atlanta-based early stage venture capital fund at inception as a partner, which led to several years of work in the private equity industry.

Williams worked full-time in Washington, D.C., during 2003-04 at the campaign headquarters for the President of the United States. After the campaign, in early 2005, Williams was invited to participate in a bi-partisan U.S. delegation that traveled to Jordan and Egypt to meet with political leaders and social activists.

Williams is an instrument-rated pilot with more than 650 flight hours and more than 800 takeoffs and landings.

Williams is a Chartered Financial Analyst, a designation he achieved while working in investment banking in Atlanta. Among other requirements, charterholders must pass three separate six-hour exams that are only offered once per year. The exams cover a variety of topics including Quantitative Methods (probability and statistics), Economics, Corporate Finance, Accounting, Financial Analysis and Reporting, Security Analysis and Portfolio Management.

Williams is a member of YPO (Young Presidents Organization), a global platform for chief executives to engage, learn and grow.

Williams currently serves on the Board of Directors for the Boys and Girls Clubs of Greater Cincinnati, the Williams Foundation and the Cincinnati Reds Hall of Fame and has served in that capacity in the past for the American Council of Young Political Leaders and the Cincinnati Parks Foundation. A native of Cincinnati, he returned to the city in 2006 to join the Reds and he spends as much time as work permits his wife, their four young children and their dog.



NICK KRALL

VICE PRESIDENT, GENERAL MANAGER

Nick Krall enters his 17th season with the Reds and his second as Vice President, General Manager. He was named the 19th General Manager of the Cincinnati Reds on May 9, 2018. He spent the 2016 and 2017 seasons as Vice President, Assistant General Manager.

In his current General Manager role, he assists President of Baseball Operations Dick Williams with all day-to-day duties of the Baseball Operations department. This includes all Major League operations: administration, arbitration, contract negotiations, rules and waivers compliance, and player acquisitions. In his previous role, Krall oversaw the Professional Scouting department and the

Baseball Operations Intern program, which has led to numerous former interns finding employment in the baseball industry. He continues to work closely with the Professional Scouting, Amateur Scouting, Analytics and Player Development departments.

Krall was hired by the Reds in 2003 to oversee the team's advance scouting preparation. In 2008, he was promoted to Assistant Director of Baseball Operations, a role he served until 2013, when he was promoted to Asst. Director of Baseball Operations. In 2014, he became Sr. Director of Baseball Operations and in 2015 was promoted to Assistant GM. Before coming to Cincinnati, Krall worked for the Oakland Athletics during the 2001 and 2002 seasons, in various capacities, including Baseball Operations. Prior to his stint in Oakland, he interned for the now defunct New Jersey Cardinals of the NY Penn League. A Rossville, PA native, Krall received his B.E. in Kinesiology from Louisiana State University in 2000. He currently resides in Northern Kentucky with his wife and their two daughters.

REDS GENERAL MANAGERS THROUGH THE YEARS

John Brush	1891–02	Dick Wagner	1978–83
Garry Herrmann	1902–27	Bill Bergesch	1984–87
C.J. McDiarmid	1927–29	Murray Cook	1987–89
Sidney Weil	1929–33	Bob Quinn	1989–92
Larry MacPhail	1933–36	Jim Bowden	1992–2003
Warren Giles	1936–51	Dan O'Brien	2003–06
Gabe Paul	1951–60	Wayne Krivsky	2006–08
William O. DeWitt	1960–66	Walt Jocketty	2008–2015
Bob Howsam	1967–78, 1983–84	Dick Williams	2016–2018
		Nick Krall	2018–Present



WALT JOCKETTY

EXECUTIVE ADVISOR TO THE CEO

After serving from 2008–2016 as the President of Baseball Operations and General Manager for the Reds, Mr. Jocketty transitioned into a new role as Executive Advisor to the CEO. Mr. Jocketty is in his 45th season in pro baseball. After the 2014 season, Mr. Jocketty received the John Schuerholz Award honoring his 20 years of service as a general manager. In 2010, he was named Major League Baseball's Executive of the Year by Sporting News after leading the Reds to an NL Central title and the club's first playoff appearance since 1995. He previously received that honor in 2000 and 2004 and the same from Baseball America in 2000. In 2004, he also received the Rube Foster Legacy Award from the Negro Hall of Fame as National League Executive of the Year. Before joining the Reds, Mr. Jocketty spent 13 years with the St. Louis Cardinals as Vice President and General Manager. He assembled teams that made seven playoff appearances and won six outright NL Central titles, two NL pennants and the 2006 World Series. In February 2007, he was inducted into the Missouri Sports Hall of Fame. In 1993, prior to his tenure with the Cardinals, Mr. Jocketty joined the Colorado Rockies as assistant general manager/player personnel. This was after working for the Oakland Athletics for 14 seasons where he was hired in 1980 as director of minor league operations and scouting and later, director of baseball administration. He was instrumental in overhauling the organization's minor league system and played a key role in establishing the Arizona Rookie League and the Dominican Summer League. He previously served on Major League Baseball's Operations Committee, which is responsible for negotiations between the Professional Baseball Association and Major League Baseball. He has served as a board member of the Epworth Children's Home in St. Louis. Mr. Jocketty and his wife, Sue, reside in Paradise Valley, AZ. Their daughter, Ashley, works as a chef in Cincinnati. Their son, Joey, is a pro scout for the Reds.



KAREN FORGUS

SENIOR VICE PRESIDENT OF BUSINESS OPERATIONS

Karen Forgus is a native Cincinnati and lifelong Reds fan who is in her 13th season with the organization, joining in December 2006 as Vice President of Marketing and Communications before later assuming her current role as Senior Vice President of Business Operations. She and Phil Castellini serve as the lead-liaisons for the Reds' civic, business, and non-profit relationships, as well as with Major League Baseball for business operations.

In her current role, Karen oversees ticket sales, corporate sponsorships, community relations, diversity initiatives, marketing, communications, broadcasting, in-game entertainment and productions, consumer clubs, public relations, and promotional events. Karen leads the Reds Way customer service model used in-park by Reds employees and Reds partners. And she directs social and digital media strategy.

In 2014, Karen was selected as a "Game Changer" by Sports Business Journal. The honor is presented annually to recognize women who are having a major impact in sports business.

She has worked as a freelance speech writer, media buyer and art director for a number of corporations and nonprofits. And, she produced worship services for Horizon Church.

Karen serves on the boards of the Cincinnati Convention & Visitors Bureau, Cincinnati Children's Theater, the Cincinnati Reds Hall of Fame, and the Reds Community Fund.

Karen holds a Bachelor of Science degree from the University of Dayton. Her daughters Rachel, Leah and Hope carry the same love of Reds baseball that began with Karen's parents, Bob and Jean Kraft.



DOUGLAS W. HEALY

SENIOR VICE PRESIDENT OF FINANCE AND CHIEF FINANCIAL OFFICER

Douglas W. Healy is the Vice President and Chief Financial Officer of the Cincinnati Reds, a role he has held since December 2006 after being hired as the senior director of finance in March 2006. Doug has spent his professional career in Cincinnati since graduating from Xavier University in 1997. He came to the Reds from Multi-Color Corporation where he was the director of financial reporting and prior to that a senior manager with Deloitte. He also sits on several boards and committees for various nonprofits throughout Cincinnati. Doug's responsibilities with the Reds include finance, accounting, treasury, risk, human resources and information technology. Doug and his wife, Emily, live in West Chester, Ohio, along with their daughters: Abigail, Sophie and Libby.



JAMES A. MARX, ESQ

CHIEF LEGAL OFFICER

James A. Marx joined the Reds as Vice President and General Counsel on Jan. 1, 2008. Jim is formerly a partner with the law firm of Dinsmore & Shohl LLP, where he remains of-counsel. Since January 2006, Jim has served as the Reds' primary legal counsel and has been responsible for all facets of the Reds' legal work. Jim received his juris doctorate from The Ohio State University College of Law in 1997, his Masters of Business Administration (1989) and his Bachelor of Arts in International Relations (1986) from the University of Cincinnati. Jim serves on several community nonprofits boards, including the Reds Hall of Fame and Museum and the Reds Community Fund.

BASEBALL OPERATIONS



SAM GROSSMAN - Vice President, Assistant General Manager

Sam Grossman is in his 13th season with the Cincinnati Reds and fourth as Assistant General Manager. In this role, he performs a variety of duties including management of the Reds Analytics and Sport Science departments, creating and maintaining the baseball operations budgets, assisting with administration of the Medical and Strength & Conditioning departments and providing input for the Major League team, player development, amateur, international and professional scouting. He has also been involved in the design and construction of the Reds player development complex in Arizona and the renovation of their Dominican academy. Grossman began his career with the Reds as a Baseball Operations Assistant in 2007 and has held titles of Manager of Baseball Research and Analysis, Director of Baseball Research and Analysis and Senior Director of Baseball Analytics. Before joining the Reds, he worked

for the Milwaukee Brewers Video Advance Scouting department and the Boston Red Sox Florida Operations. A 2001 graduate of Northwestern University with a BA in Mathematics, he spent several years as an actuarial analyst prior to working in baseball. He lives in Cincinnati with his wife Jamie, daughters Anna and Sadie and their canine sister Lucy.



BUDDY BELL - VP, Senior Advisor to President of Baseball Operations

Buddy Bell is in his second season as Vice President, Senior Advisor to President of Baseball Operations Dick Williams. He spent 4 seasons playing with the Reds from 1985-1988 and then joined the organization's front office for the 1999 season as minor league field coordinator. Bell worked for the Chicago White Sox the previous 14 seasons, including the last 5 years as Vice President/Assistant GM. He assisted in Major League roster and staffing decisions, took on amateur and special scouting assignments and oversaw the team's player development system. Bell played 18 seasons with the Cleveland Indians (1972-1978), Texas Rangers (1979-1985, 1989), Reds and Houston Astros (1988). He was a 6-time Rawlings Gold Glove Award winner, a 5-time All-Star and was elected to the Texas Rangers Hall of Fame in 2004. Bell spent 13 seasons on

Major League field staffs, including 9 as manager in Detroit (1996-98), Colorado (2000-2002) and Kansas City (2005-2007). Bell has 5 children: David, Mike, Ricky, Kristi and Traci. David played in the majors from 1995-2006 and is in his first season as the Reds' manager. Buddy and David is the fourth father-son duo to serve as Major League managers, joining George & Dick Sisler, Bob & Joel Skinner and Bob & Aaron Boone. Mike was selected by Texas in the first round in 1993, played for the Reds in 2000 and currently is the Director of Player Development for the Arizona Diamondbacks. Ricky was drafted by the Dodgers in the third round in 1997 and played 10 minor league seasons. Buddy and his father, Gus, who played in the Major Leagues from 1950-1964, established a record for hits by a father/son duo (4,337), later broken by Barry and Bobby Bonds. Bell graduated from Cincinnati's Moeller High School and attended Xavier University and Miami (Ohio) University.



CHRIS BUCKLEY - Vice President, Player Personnel

Chris Buckley enters his 14th season in the Reds organization, his first as Vice President, Player Personnel. He was one of former general manager Wayne Krivsky's first hires in February 2006 and oversees all aspects of scouting for the June First-Year Player Draft. Before joining the Reds, in January 2006 Buckley had a brief stint with the Chicago Cubs as special assistant to the general manager. Prior to that, he spent 17 years as a member of the Toronto Blue Jays staff in a variety of roles focused mostly on scouting, including director of scouting from 2000-'03. Buckley also worked as an area scout in Florida (1989-'95), national cross checker (1996-'00) and special assistant to the general manager (2003-'05).



JEFF GRAUPE - Senior Director, Player Personnel

Jeff Graupe serves in his first year as Senior Director, Player Personnel, where he is actively involved in player evaluation and the decisions to acquire both amateur and professional players. Graupe is in his 14th season with the Reds, was named the Director of Player Development in 2012 and was promoted to Senior Director, Player Development in 2016. Under his leadership, the farm system has been consistently ranked in the top half of baseball and Baseball America named the Reds the #6 farm system in MLB as of midseason 2018. In the last few years, Graupe was responsible for several valuable Player Development initiatives including, but not limited to, the increased use of analytics, expansion of the coaching staffs, incorporation of leadership training for personnel, investments in improved nutrition and the addition of a rookie level affiliate in the Appalachian League. Graupe graduated from Blair Academy in New Jersey in 2002 before becoming a four-year letter-winner and captain of the baseball team at Haverford College, where he earned a degree in history. He and his wife, Margaret, live in Anderson with their daughters, Summer and Charlie.



JOE MORGAN - Senior Advisor to Baseball Operations

Hall of Fame second baseman Joe Morgan officially joined the organization on April 21, 2010, when he was named Senior Advisor to President of Baseball Operations and General Manager Walt Jocketty. Morgan's duties include assisting in the development and cultivation of the Reds' baseball operations organizational philosophy and in player development strategy, along with assisting in the development of the club's community outreach and diversity initiatives. A 10-time All-Star and five-time Gold Glove Award winner, Morgan spent eight of his 22 Major League seasons with the Reds, playing in four World Series and winning back-to-back World Series championships in 1975-'76 as a member of the legendary Big Red Machine. He was named the National League's Most Valuable Player in 1975 and 1976 and received the league's Comeback Player of the Year Award in 1982. Before ending his career in 1984, Morgan had established a

new career home run record for second basemen (266) and is currently third on that list. After being enshrined in the Reds Hall of Fame in 1987, Morgan was elected to the National Baseball Hall of Fame on the first ballot in 1990 and currently serves as the vice chairman of the Hall's board of directors. Morgan also serves on the board of directors for the Baseball Assistance Team (BAT) and the Jackie Robinson Foundation. Known for his community interest and support of youth programs, Morgan is a contributor to the Young America Baseball Program, the Oakland Unified School District Sports Program and is founder and president of the Joe Morgan Youth Foundation, which provides college scholarships and financial support to programs that are instrumental in the development of youth. A two-time Sports Emmy Award winner, Morgan was the lead baseball analyst on ESPN from 1989-2010 and previously broadcast for ABC, NBC, Giantsvision and SportsChannel.



CHARLES LEDDON - Director, Sports Science Initiatives, PhD, ATC, CSCS

Charles Leddon is in his 13th season with the Reds, his fourth as the Director of Sports Science Initiatives. He was the athletic trainer at Rookie Billings from 2007-2010, at Class AA Carolina in 2011 and at Class AA Pensacola from 2012-2015. Before joining the Reds, Charles worked in the New York Mets, Boston Red Sox and Kansas City Royals organizations. He was voted the Athletic Trainer of the Year 4 times (Southern League 2013, Pioneer League 2009 & 2010, Texas League 2003) and served as the athletic trainer for the 1992 NCAA College World Series champion Pepperdine Waves. Prior to taking his current position, he served as the Sports Medicine Research Director at the prestigious Andrews Research and Education Foundation. A graduate of Rancho High School in Las Vegas, Leddon graduated from Pepperdine with a bachelor's degree in sports medicine and received a master's degree in biomechanics as well as a doctorate in sports medicine from Oregon State University. He lives in Phoenix,

AZ, with wife Kimberlee and sons Jonah and Sawyer.



ROB COUGHLIN - Director, Professional Scouting

Rob Coughlin is entering his 12th season with the Reds and his first as Director, Professional Scouting. He manages a staff of professional scouts and is responsible for the collection of information on all opposing players at the Major and Minor League levels. He provides recommendations on potential acquisitions including free agent signings, waiver claims, trades and the Rule 5 draft. He also oversees the Reds' Pacific Rim scouting operations. Prior to his current role, he served two seasons as Assistant Director, Professional Scouting and seven seasons as Manager of Video Scouting. Coughlin was originally hired by the Reds in 2008 as a baseball operations intern. A native of Saratoga Springs, New York, he graduated in 2007 from Wesleyan University in Connecticut where he earned a degree in economics and was captain of the baseball team. Rob and his wife, Emily, reside in Mt. Lookout with their daughter, Jane.



CAM BONIFAY - Special Assistant to the General Manager, Player Personnel

Cam Bonifay, 67, enters his 17th year with the Reds in multiple roles including Scouting Supervisor and Special Assistant to the GM/Player Personnel, which encompasses the complete evaluation of the Reds Major League and minor league system, as well as Special Assignments for GM Dick Williams. From 1982-87 as a scouting supervisor, Bonifay drafted All-Star Reggie Sanders and signed Major Leaguers Reggie Jefferson, Kal Daniels, Marty Brown and Milt Hill. He previously worked for the Pittsburgh Pirates as Scouting Director and Assistant General Manager, and was Executive Vice President/General Manager from 1993-2001. In 1997, the Pirates were named "Organization of the Year" by USA Today, and Bonifay was named "Executive of the Year" by The Sporting News. From 2002-05, he worked for the Tampa Bay Rays as Director of Player Personnel directing both the scouting department in amateur

player acquisition in the First Year Player Draft and amateur free agent signings, and the Player Development Department. From October of 2007-2008, he joined the St. Louis Cardinals as a special assistant to Walt Jocketty, evaluating the American League East Division. Bonifay begins his 43rd year in professional baseball as a player and baseball operations staff member and executive, after graduating from Georgia Tech. He was a four-year letterman in baseball and three year letterman in football, and is a member of the Georgia Tech Athletic Hall of Fame, as well as the Georgia Sports Hall of Fame in Macon, GA. Bonifay and wife Leigh live in Pfafftown, North Carolina. They have six children, Jonathan, Josh, Jennifer, Ryan, Michael and Anna, and four grandchildren, Jake, Cameron, Cora and Caroline.



TERRY REYNOLDS - Special Assistant to the General Manager, Player Personnel

Terry Reynolds was named Senior Director of Professional and Global Scouting in December 2010 after having served four years as the head of player development. He joined the organization in January 2004 when he was hired as director of amateur scouting. Prior to joining the Reds' front office, he spent 25 years in the Dodgers organization, most recently as their coordinator of minor league scouting/special-assignment scout. As GM of the Class A Vero Beach Dodgers, Reynolds was named the Florida State League Executive of the Year (1980, '83, '85), The Sporting News' Minor League Executive of the Year ('83) and the Florida Diamond Executive of the Year ('86). He served as director of Dodgertown in 1988, assistant director of scouting for the Dodgers from 1989-'90, director of domestic, international and professional scouting from 1991-'98, as well as coordinator of winter baseball from 1993-'96. In 2010, Reynolds was honored with induction into the Florida State League Hall of Fame and in 2011 was inducted into the Professional Baseball Scouts Hall of Fame. In 1976, Reynolds graduated from the University of Wisconsin-Whitewater and in 1977 he graduated from Siena Heights (MI) College with a master's degree in guidance and counseling. A year later, he earned a master's degree in sports administration from Ohio University. He and his wife, Marie, have a son, Jonathan, and daughter, Kathryn.



"J" HARRISON - Special Assistant to the General Manager

"J" Harrison joined the Reds Organization on October 12, 2006, when he was hired as the Director of Professional Scouting. In 2009, he was named to his current role as Special Assistant to the General Manager. In 2019, "J" will begin his 23rd season in professional baseball which began on December 1, 1996, with the Atlanta Braves. Harrison served as an Area and Regional Supervisor with the Braves until 2004 before joining the Milwaukee Brewers Professional Scouting Staff for the 2005 and 2006 seasons. In addition to his US Amateur and Professional scouting experience, "J" has made multiple scouting trips to both Venezuela and Mexico. In 2019, he will add a crosschecking assignment in Asia to his responsibilities. From 1994-96, prior to joining the professional ranks, he was an assistant coach and recruiting coordinator at Chico State University in Chico, CA. In 1992, Harrison graduated from Lewis-Clark

State College in Lewiston, Idaho with a degree in communications where he also was a member of the 1991 and 1992 NAIA National Champion baseball teams. Harrison and his wife, April, have two daughters, Jaysa, 16, and Eryn, 14.



MARTY MAIER - Special Assistant to the General Manager

Marty Maier joined the Reds in November 2010 as a Special Assistant to the General Manager and 2019 will mark his 40th season in scouting. In January 2017 he was recognized for contributions to the game when he received the "Legends in Scouting Award" during the Professional Baseball Scouts Foundation's 14th annual "In the Spirit of the Game" awards banquet in Los Angeles. Maier spent 2007-2010 with the Kansas City Royals as a national supervisor and was instrumental in the drafting of Mike Moustakas, Eric Hosmer, and many others. Maier spent 24 years with the St. Louis Cardinals as an area scout, Latin American coordinator, assistant director of scouting, scouting director and special assistant to the GM. As an area scout he signed many Major League players for the Cardinals including Vince Coleman, Lance Johnson, Danny Cox and Luis Alicea. As the director of scouting, Maier was responsible for drafting and signing Rick Ankiel, Dan Haren, Matt Morris, Placido Polanco, Brendan Ryan, Skip Schumaker, and Jason Motte. Maier also spent three years with the Los Angeles Dodgers as a special assignment scout. He was inducted into the Southeastern Scouts Association Hall of Fame in 2003. Maier was signed by the Royals in 1974 after playing college baseball at Florida State University. The former infielder played in both Royals and Yankees systems. A native of Hollywood, Florida, Maier and his wife Diane currently live in Chesterfield, Missouri, and have three sons: Zackary, Jacob and Max.



JOHN MORRIS - Special Assistant to the General Manager

John Morris enters his 13th season with the Reds in the Pro Scouting Department. He was named Special Assistant to the GM on November 1, 2012. Prior to joining the Reds John spent nine seasons in player development with the Philadelphia Phillies and California Angels as a manager and coach. After an All American career as an outfielder at Seton Hall University John became a first round draft pick of the Kansas City Royals in 1982. His playing career included seven seasons in the Major Leagues with the St. Louis Cardinals, Philadelphia Phillies and California Angels. He was an outfielder for the 1987 National League Champion St. Louis Cardinals. After his playing career ended in 1993, John returned to Seton Hall University to complete his degree in Political Science. John is a member of the Seton Hall Athletic Hall of Fame and also the Cape Cod Baseball League Hall of Fame. He lives in New Canaan, Connecticut, with his wife Marilena and two step children.



JEFF SCHUGEL - Special Assistant to the General Manager

Schugel is in his fifth season as a Special Assistant to the GM. The 2019 season will be Schugel's 32nd year in scouting and 35th year in baseball. Schugel played and started his scouting career with the Minnesota Twins, serving as their Florida Scouting Supervisor and later their East Coast Supervisor. He has since worked with the Colorado Rockies (National Cross-Checker, Director of International Scouting), Los Angeles Dodgers (Director of International Scouting, Major League Scouting), Los Angeles Angels (Major League Scout), and Atlanta Braves (Major League Scout). A native of New Ulm, Minnesota, Schugel was signed by the Twins in 1983 after playing college baseball and hockey at Minnesota State University. Schugel and his wife Tammy live in Highlands Ranch, Colorado, and their son A.J. is a pitcher in the Pittsburgh Pirates organization.



SHAWN PENDER - Vice President, Player Development

Shawn Pender enters his 12th season with the Reds in a new role as Vice President of Player Development. Previously he served in multiple scouting positions with the team, most recently as a special assistant to the President and General Manager. His first job with the Reds was working as the team's ML Advance Scout from 2008 until 2014. His new position as Vice President of Player Development has him managing all affairs throughout the Reds minor league system including the DR Academy. Pender has worked in both scouting and player development. He signed with the Pittsburgh Pirates in 1984 and after playing 2 seasons began a scouting career as an area scout with the Astros. Shawn was an East Coast Cross Checker with the Indians and Rays as well as a National Cross Checker with the Orioles. He has also worked as a special assignment scout for the Yankees. Shawn managed and coached in the minor leagues, as well as a short stint as Head Baseball Coach at Saint Joseph's University in Philadelphia. Pender graduated from Rollins College in Winter Park, Fla. He is a member both the Rollin's Athletic Hall of Fame and the Episcopal Academy in Philadelphia where he attended H.S. Shawn resides in Haverford, Pa with his wife Peg. They have four children (Lindsay, Eric, Rylee and John) as well as 3 grandchildren (Rory, Lennox and Sosi).



ERIC LEE - Senior Director, Player Development

In his sixth year with the Reds, Eric Lee will serve as Senior Director, Player Development. In this role, Lee oversees the day-to-day operations and staff associated with the Reds' minor league affiliates, the Goodyear Player Development Complex, and the Reds Dominican Republic Academy. In 2018, Lee coordinated Reds' international player development and scouting efforts. Since joining the club in 2014, Lee has served in multiple roles in Baseball Operations for the Reds, with involvement in scouting, contract negotiations, salary arbitration, and administration of the Major League Roster. The Potomac, MD native joined the Reds after working as a MLBPA-certified agent at Williams & Connolly LLP in Washington, D.C. for two years. Lee earned a B.A. in Political Science and played baseball at Haverford College, has a J.D. from the University of Maryland Law School, and was admitted to the Maryland Bar in 2012. He currently resides in Cincinnati.



ERIC DAVIS - Special Assistant, Player Performance

Reds Hall of Fame outfielder Eric Davis officially joined the organization on November 1, 2008 as Special Assistant to the GM. He previously worked with the club during spring training as a special instructor. A two-time National League All-Star, Davis spent nine of his 17 seasons with the Reds (1984-91, '96) and was inducted into the club's Hall of Fame on June 11, 2005. He finished his Major League career with a .269 batting average, 282 home runs, 934 RBI and 349 stolen bases in 1,626 games with the Reds, Dodgers (1992-93), Tigers (1993, '94), Orioles (1997-98), Cardinals (1999-00) and Giants (2001). Davis was a three-time Gold Glove winner, a two-time Silver Slugger recipient and posted seven 20 homer/20 stolen base seasons, including the first 30/30 campaign in Reds history (1987). He twice won Comeback Player of the Year honors. Davis originally retired after the 1994 season because of a herniated disc in his neck but

returned in 1996 to bat .287 with 26 HR, 83 RBI and 23 stolen bases in 129 games for the Reds. He overcame adversity once again in 1998, when he came back from colon cancer to bat a career-high .327 with 28 HR and 89 RBI in 131 games for the Orioles.



BILL DORAN - Special Assistant, Player Development

Bill Doran is in his first season as Special Assistant, Player Development after spending the previous five seasons as the organization's player development field coordinator. Before that, Doran spent the five seasons as the assistant field coordinator. In 2008, he served as the infield/baserunning coordinator. During the 2006 and 2007 seasons he was manager Buddy Bell's bench coach with the Kansas City Royals. After a brief stint as the hitting coach at Class A Tampa (Yankees), Doran joined the Royals' Major League staff in June 2005 as first base coach/infielders coach. From 1995-2001, the former second baseman spent time in the Reds organization working as a minor league instructor (1995-99), minor league field coordinator (1999), director of player development (1999-2000) and special assistant to the general manager (2000). He served as the Reds' first base coach during the 2001 season. Doran hit .266 during his 12-year

big league career with the Astros (1982-1990), Reds (1990-92) and Brewers (1993) and was a member of the Reds' 1990 World Series championship team. In 1991 he was selected as the first recipient of the Good Guy Award by the local chapter of the BBWAA. Bill is a graduate of Cincinnati's Mt. Healthy High School and played baseball at the esteemed Miami University in Oxford. He resides in Cincinnati.



BARRY LARKIN - Special Assistant, Player Performance

Hall of Fame shortstop Barry Larkin is in his fourth season as Special Assistant to the GM. A Cincinnati native, Larkin spent the entirety of his 19-year Major League career with the Reds. He was a 12-time National League All-Star, voted in five times as a starter. He won the 1995 NL MVP Award, a World Series championship in 1990, nine Louisville Slugger Silver Slugger Awards and three Rawlings Gold Glove Awards. For his career, he hit .295 and had nine seasons where he batted at least .300. "The Captain" hit 198 home runs and finished with 960 RBIs in 2,180 career games. Larkin was the first shortstop in Major League history to produce 30 home runs and 30 steals in the same season. After retiring in 2004, his efforts as a player earned him an induction into the Reds Hall of Fame in 2008 and a spot in Cooperstown at the National Baseball Hall of Fame in 2012. In the years since his retirement, Larkin joined

the front office of the Washington Nationals then went on to TV analyst roles at MLB Network and ESPN. In 2015, he rejoined the Reds organization as a roving minor league infield instructor.



MARIO SOTO - Special Assistant, Player Performance

Reds Hall of Fame pitcher Mario Soto officially joined the organization on November 1, 2008 as Special Assistant to the GM. The right-hander previously worked with the club during spring training as a special instructor. A three-time National League All-Star, Soto spent his entire 12-year Major League career with the Reds and in 224 starts amassed a 100-92 record with a 3.47 ERA, 72 complete games and 1,449 strikeouts. His devastating changeup often was called the best in baseball. From 1981-85, no pitcher in baseball recorded more strikeouts than Soto's 1,066. In 1982, he recorded 274 strikeouts, a franchise single-season record that still stands. Soto led the National League in starts in 1981 (25), in complete games in 1983 (18) and 1984 (13) and in strikeouts per 9 innings ratio in 1980 (8.61) and 1982 (9.57). He was inducted into the Reds Hall of Fame in 2001. Soto was the pitching coach for the Dominican Republic in the 2009 World Baseball Classic.



BRAD MEADOR - Director, Amateur Scouting

Brad Meador is in his 10th year with the Reds and his first as Director of Amateur Scouting. He manages the amateur scouting department and oversees all aspects of scouting for the June First-Year Player Draft. Meador joined the organization as an area supervisor in 2009 and spent two years as the Reds' Midwest cross checker. Before joining the Reds, he spent 10 years at the University of Cincinnati as the Bearcats recruiting coordinator and associate head coach. Prior to UC, Meador spent two seasons as an assistant coach at New Mexico State University. He lives in Cincinnati with his wife Kara and two children, Brooklyn and Ryan.



PAUL PIERSON - Assistant Director, Amateur Scouting

Paul Pierson enters his 22nd season with the Reds organization and has served in a variety of roles as area scout in the Midwest, scout in Pacific Rim, Assistant Director of Player Development, and has been in his current role since 2005. In this role, he assists Chris Buckley, VP, Amateur Scouting in all aspects of the June First-Year Player Draft. Pierson earned his undergraduate degree in Sports Management from St. Leo University while a member of their baseball team. Pierson played one year of independent professional baseball in the Northern league in 1996. He later earned master's degree in Kinesiology from Indiana University. He and his wife Jennifer reside in Cincinnati with their three children, Olivia, Luke and Will.



JOE KATUSKA - Assistant Director, Amateur Scouting, National Cross Checker

Joe Katuska is in his first season as Assistant Director of Amateur Scouting and 15th season overall with the Cincinnati Reds. Joe started full time with the Reds in November 2006 as a Baseball Operations Assistant following two seasons as a Baseball Operations Intern. Joe joined the amateur scouting staff in September 2007 as a Scouting Supervisor, and in eight drafts in that role signed four Major League players. In October 2015 he was named Midwest Crosschecker and was in that role for three drafts. Joe graduated from Amherst College in 2003 with a B.A. in American Studies where he was a four-year letter winner and captain for the baseball team. Originally a resident of Southborough, Massachusetts, Joe currently lives in Cincinnati with his wife, Abby, and their four children – Annie, Jackie, Chase and John.



TREY HENDRICKS - Director, International Scouting

2019 is Hendricks' first year with the Cincinnati Reds Organization. As Director of International Scouting, he oversees all amateur scouting operations in Latin America, Europe, and Australia. Prior to joining the Cincinnati organization, he spent one year as an International Crosschecker for the Texas Rangers and six years with the Cleveland Indians in a variety of roles – international scouting, professional scouting, and advance scouting. Hendricks played professionally for seven seasons, including three seasons with the Arizona Diamondbacks organization (2004 24th Rd pick), two seasons in various independent leagues across the United States, and two seasons in the German Bundesliga. Hendricks is a 2004 graduate of Harvard University (A.B. in Government – International Relations), and a 2011 graduate of the University of Miami (FL) School of Law, where he graduated with honors. He was admitted to the Illinois Bar in 2012. In 2019, the Houston, TX native will be inducted into the Harvard Varsity Club Hall of Fame for his efforts on the baseball field during his collegiate career. He currently resides in Broadview Heights, Ohio with his wife, Stacy, and two sons - Austin (5) and Dustin (2).



GREG McMILLIN - Assistant Director, International Scouting

Greg McMillin joined the Reds as the club's Assistant Director of International Scouting in December 2018. Previously, he served as the Coordinator of International Scouting for the Philadelphia Phillies. In prior years, Greg worked for the Office of the Commissioner of Baseball, the Houston Astros, the Mississippi Braves, and in the Dominican Republic for the Tampa Bay Rays. He also worked for the Reds as a Baseball Operations Intern in 2015. A native of Madison, Mississippi, Greg earned his undergraduate degree at Vanderbilt University (2012), where he studied economics and Spanish. He received his JD from Emory University School of Law (2015), his MBA from Emory University's Goizueta Business School (2015), and is a member of the Pennsylvania Bar. Greg resides in Cincinnati.



RICHARD JIMENEZ - Director, Latin America Scouting

Richard Jimenez joined the Reds organization in December 2007 and currently serves as the Director of Latin America Scouting after seven years as a Dominican Scouting Coordinator. Prior to joining the Reds, Jimenez worked in the Toronto Blue Jays organization in 2004, serving as an area scout in Santo Domingo, Dominican Republic, followed by a season with New York Yankees as an Assistant of Baseball Administration and two more seasons as a Yankees area scout in the Dominican Republic. Jimenez originally joined the Blue Jays as a player in 1997 and played for five years in their minor league system. Richard and wife Leomarys have two children, Alexander and Daniel, and reside in Santo Domingo, Dominican Republic.

MEDICAL STAFF



DR. TIMOTHY E. KREMCHEK, MD - Medical Director

Dr. Tim Kremchek, founding partner of Beacon Orthopaedics & Sports Medicine, was appointed the Reds team physician in 1996. Now in his 23rd year as Reds Medical Director and Chief Orthopaedic Surgeon, Dr. Kremchek oversees the organization's major and minor league medical programs. Dr. Kremchek has become a nationally recognized consultant for athletes in Major League Baseball and other sports of high school, amateur and professional ranking. He is a Cincinnati native and a 1986 graduate of University of Cincinnati's College of Medicine. He completed his orthopaedic surgery residency at Tufts University in Boston, then studied under sports medicine pioneer Dr. James Andrews during an American Sports Medicine Institute fellowship. Dr. Kremchek and his partners opened their practice in 2003 in Sharonville, and today offer a state-of-the-art, one-stop orthopaedic medical center that includes MRI, physical therapy, outpatient surgery and

Beacon Elite Sports Training center. In 2012 Dr. Kremchek, as Program Director, began the first ever ACGME accredited Beacon Orthopaedic Sports Medicine Fellowship training program for orthopaedic surgeons.

ADDITIONAL MEDICAL STAFF

Robert Burger, MD	Orthopaedic Surgeon	Doug Harris	Medical Liaison
Drew Burleson, MD	Orthopaedic Surgeon	Mickey McNeil, LMT	Massage Therapist
Peter Cha, MD	Orthopaedic Surgeon	James Meranus, MD	Radiologist Consultant
Andrew Razzano, DO	Orthopaedic Surgeon	Adam Miller, MD	Foot and Ankle Specialist
Stephen Cleves, MD	Internist	Ian Rodway, MD	Orthopaedic Spine Surgeon
Alex Della Bella, DMD	Dental Consultant	Michael Rohlf, DC	Chiropractic Consultant
Alex Donath, MD	Plastic Surgery	James Schafer, MD	Radiologist Consultant
Mohab Foad, MD	Hand Specialist	Andrew Habash	Physical Therapist

BROADCASTERS

MARTY BRENNAMAN

Reds radio announcer Marty Brennaman received the Ford C. Frick Award on July 23, 2000, in ceremonies at the **National Baseball Hall of Fame** in Cooperstown, New York. The award is presented each year by the Hall of Fame to a broadcaster "for major contributions to the game of baseball." Brennaman, Red Barber (WSAI, 1934-1938), Al Helfer (WSAI, 1935-36) and Russ Hodges (WFBE, 1932) are the only Reds announcers ever to receive the Hall of Fame's prestigious broadcasting award. The 2019 season will be Brennaman's 55th as a broadcaster, his 46th in Cincinnati. He will retire following this season. Brennaman joined the Reds radio team in 1974 and for 31 seasons (1974-2004) shared the 700 WLW Radio booth with Reds Hall of Fame pitcher Joe Nuxhall. In 2019, Brennaman will become only the eighth Major League Baseball broadcaster to work for the same team for at least 46 seasons, joining Vin Scully of the Dodgers (67 seasons, 1950-2016), Ralph Kiner of the Mets (52 seasons,

1962-2013), KC's Denny Matthews (2019 will be his 51st, 1969), Mil's Bob Uecker (2019 will be his 49th, 1971), Jack Buck (48 seasons, 1954-2001) & Mike Shannon (2019 will be his 48th, 1972) of the Cardinals and LA's Jaime Jarrin (2019 will be his 47th, 1973). At 31 years together, Marty & Joe tied LA's Vin Scully and Jerry Doggett for the longest running broadcast duo in baseball history. Brennaman has been named Ohio Sportscaster of the Year 17 times, most recently in 2018. He won the Virginia Sportscaster of the Year Award 4 times while broadcasting basketball games for the American Basketball Association's Virginia Squires, baseball games for the New York Mets' Class AAA affiliate in Norfolk and football games for both Virginia Tech and William & Mary. He also has broadcast games during the NCAA's men's basketball tournament, including 15 regional tournaments and 11 Final Fours. On May 2, 2005 he was inducted into the **National Sportscasters and Sportswriters Association Hall of Fame** in Salisbury, NC. On November 5, 2005 he was inducted into the **National Radio Hall of Fame** in Chicago. In 1999 he was inducted into the **Virginia Sports Hall of Fame**. In October 2013 he was inducted into the **Hampton Roads (VA) Sports Hall of Fame**. In 2009 he was selected by the American Sportscasters Association as one of the Top 50 broadcasters of all time. In January 2013 he received the Tom Hammond Lifetime Achievement Award for Sports Broadcasting, presented by the Bluegrass Sports Commission in Lexington, Ky. His son, Thom, also is a Reds broadcaster. Marty's wife's name is Amanda. He has 2 daughters, Dawn and Ashley, and 7 grandchildren, Dylan & Cal Venerus, Ella Mae & Luke Brennaman, Aidan & Tanner Shirley and Grace Koch.


THOM BRENNAMAN

Thom Brennaman is in his 13th season as a member of the Reds radio and TV broadcast teams and in his 32nd consecutive season announcing Major League Baseball games. The Cincinnati native is the club's primary play-by-play broadcaster for FOX Sports Ohio TV broadcasts but occasionally works in the 700 WLW Radio booth alongside his father, Hall of Famer Marty Brennaman. In addition to his Reds duties, Thom begins his 24th consecutive season on FOX Saturday Baseball. He has announced 12 Division Series and 10 League Championship Series on FOX. Thom joined the Reds in 2007 after 9 seasons on Diamondbacks radio and TV broadcasts. He joined the D-Backs after 6 seasons with the Cubs working for both WGN radio and TV. He was hired by the Cubs after 2 years in Cincinnati broadcasting Reds TV games alongside Hall of Fame catcher Johnny Bench. The Brennamans worked together during a Baseball Network televised game in the 1990s and is the only father/son duo to call a perfect

game and winning World Series for their home teams and work a 20-strikeout game. One of sport's most versatile on-air talents, Thom is an original member of the NFL on FOX broadcast team and in 2019 will work his 26th consecutive year announcing the NFL on FOX. From 2007-09, Brennaman was the lead announcer for the worldwide telecasts of the college football BCS championship games and helped launch the Big Ten Network in 2007 with Appalachian State's upset win at Michigan. He also announced the 2011 NFL Pro Bowl and served as the play-by-play voice for 6 Cotton Bowl telecasts from 2001-06. He is a board member of SPCA Cincinnati and Cincinnati Children's Hospital Foundation and a member of Horizon Church in Cincinnati. A graduate of Anderson High School and Ohio University, Thom, his wife Polly and their family live in Cincinnati.

BASEBALL'S FATHER/SON BROADCAST TEAMS
BRENNAMAN

Marty: 1974-2019 (Cin)
Thom: 1989-2019
 (ChiN, Ari, Cin)

BUCK

Jack: 1954-2001 (StL)
Joe: 1991-2007 (StL)

CARAY

Harry: 1945-1997
 (StLC, StLB, Oak, ChiA, ChiN)
Skip: 1965, 1976-2008 (Mil Braves, Atl)
Chip: 1991-2018 (Sea, ChiN, Atl)
 May 13, 1991 - All 3 generations

List courtesy National Baseball Hall of Fame

HARTMAN

Chad: 1994-95 (Min)
Sid: 1978-79 (Min)

KALAS

Harry: 1965-2009 (Hou, Phi)
Todd: 1992-93, 1994-96,
 1998-2019 (NYM, Phi, TB, Hou)



CHRIS WELSH

Chris Welsh is in his 27th season as Reds TV analyst following a 5-year Major League career with the Padres, Expos, Rangers and Reds. Chris went 21-31 with a 4.45 ERA, 8 complete games and 3 shutouts in 122 career appearances, including 75 starts. From 1993-2009 Chris and partner George Grande worked together for the 17 seasons as the longest-running TV duo in Reds history. He is a graduate of Cincinnati's St. Xavier High School and earned a bachelor's degree from the University of South Florida, where his baseball coach was Hall of Famer Robin Roberts. In addition to his television work, Chris is active in several local charities. He serves on the Board of the Powell Crosley Jr. Amateur Baseball Fund, which oversees the Kid Glove Games. He is a partner in Champions Baseball Academy and a featured speaker at many local venues. Chris created and operates baseballrulesacademy.com, an interactive website designed to teach the rules of baseball by use of video lessons and quizzes.



JEFF BRANTLEY

Jeff Brantley is in his 13th season as a member of the Reds Radio and Reds TV broadcast teams. He was hired in October 2006. After he retired as a player following the 2001 season, Brantley joined ESPN as an in-game analyst and also as a studio analyst on the network's popular *Baseball Tonight* show. In March 2006, he broadcast several telecasts of the inaugural World Baseball Classic. Brantley spent 14 seasons in the Major Leagues and enjoyed some of his best years while pitching for the Reds from 1994-1997, when he posted a 2.64 ERA and 88 saves. He is tied for sixth on the club's all-time saves list. In 1996 he earned the Rolaids Relief Man Award after leading the National League with 44 saves. His 44 saves that season remains the Reds' single-season record. Brantley also pitched for the Giants, Cardinals, Phillies and Rangers. He was an All-Star for San Francisco in 1990 and finished his career with 172 saves and a 3.39 ERA in 615 games. He is enshrined on the Giants' Wall of Fame at AT&T Park. Brantley is a graduate of Mississippi State University, where he led the Bulldogs to a third-place finish at the College World Series. He was a 4-year letterwinner for MSU and was named first-team All-American in 1985. A member of the Mississippi State Hall of Fame, Brantley's uniform number 8 was retired in 2000. In 2010 he was inducted into the State of Mississippi Sports Hall of Fame. He has been involved in several youth baseball groups like Garth Brooks' "Teammates for Kids" and an inner-city baseball program in Jackson, Mississippi. Jeff and wife Ashley have 2 children, Elizabeth and Mason. He has two other children, Emily and Murphy.



JIM DAY

Jim Day is in his 18th season covering the Reds for FOX Sports Ohio, returning to TV full-time in 2019 by splitting time working both play-by-play in the broadcast booth and on the sidelines for pre-game, post-game and in-game coverage. For the 17th season he will serve as the main host of the Emmy Award-winning pre- and post-game shows, *Reds Live*. For the ninth straight year, he will sit in the play-by-play chair during TV game broadcasts in the absence of Thom Brennaman. In 2018, Day split duties between Reds TV and Reds on Radio, covering radio play-by-play duties during the off days of Hall of Famer Marty Brennaman and Jeff Brantley while also working TV play-by-play in addition to his pre- and post-game show stints. He is an Emmy Award-winning reporter with 30 years' experience in sports broadcasting. After graduating from Otterbein College, Day worked at WSYX-TV as an anchor/reporter in his hometown of Columbus, Ohio. Following a 3-year stay at WFTS-TV in Tampa, Day returned to his roots to work for FOX Sports Net Ohio. He has served in various roles for FOX Sports Ohio while covering every major sport for the network.



DOUG FLYNN

For the eighth straight season, former infielder Doug Flynn will broadcast select games on the Reds on Radio network and will co-host with Jeff Piccoro FOX Sports Ohio's 30-minute magazine show, Reds Weekly. He has previous experience in broadcasting as the color commentator for University of Kentucky baseball, returning to that booth again in 2019, and the Kentucky high school state baseball championships. From 2012-2016, Doug was the color man for the USA vs Canada softball game on ESPN3 and in 2014 and 2015 he was on the broadcast team for the CBS Sports Network's Minor League Game of the Week. He also has co-hosted a television show about high school sports and a radio show geared toward fishing and currently hosts Kentucky Life, a show on Kentucky Education TV about the history of the state. Signed by the Reds in August 1971 as an amateur free agent out of the University of Kentucky, Flynn played in the Major Leagues for 11 seasons with the Reds, Mets, Expos, Rangers and Tigers. He appeared in 89 games in 1975 and 93 games in 1976 as the Big Red Machine won consecutive World Series titles. In 1980 while with New York, he won the Rawlings Gold Glove Award for second basemen and remains the only Mets player to win that award at that position. Doug lives in Lexington with his wife, Olga, and dogs Kodi, Buddy and Jackson.



JEFF PICCORO

Jeff Piccoro enters his 21st season covering the Reds for FOX Sports Ohio. He hosts the Emmy Award-winning pre- and post-game shows, Reds Live, and co-hosts with former Big Red Machine infielder Doug Flynn a 30-minute magazine show, Reds Weekly. He has been with the FOX Sports family for 22 years. Piccoro, who played football at the University of Kentucky from 1980-84, currently serves as the color analyst for Wildcats football games and has worked as the television play-by-play announcer for the University of Cincinnati and Xavier University men's basketball teams. He currently is the play-by-play voice for the University of Dayton and FOX Sports Regional and also does play-by-play on the SEC Network for men and women's basketball. Jeff has broadcast almost every major sport, including 9 Kentucky Derby races and 7 Breeders' Cup world thoroughbred championships. Jeff resides in Northern Kentucky with his children Nicholas, Olivia and Ali.



GEORGE GRANDE

George Grande occasionally will return to the FOX Sports Ohio broadcast booth. A 51-year veteran of the broadcasting business, from 1993-2009 George and partner Chris Welsh worked together for 17 seasons as the longest-running TV duo in Reds history. Each season since 2010, Grande has filled in on Reds broadcasts. The New Haven, CT native has covered Major League Baseball since 1965. From 1980-2010 he hosted the National Baseball Hall of Fame inductee ceremonies in Cooperstown. George also anchored the first-ever ESPN SportsCenter telecast on September 7, 1979 and spent 10 seasons with the all-sports network anchoring that award-winning show and covering the World Series, NBA Finals, Stanley Cup Finals, Super Bowl, NCAA basketball tournament, College World Series and major college football games. From 1989-90 he broadcast Yankees games on WPIX, and from 1991-92 he broadcast Cardinals baseball games before he joined the Reds TV team in 1993. In 1967 George began his broadcasting career as the sports director and news director of the University of Southern California radio station, KUSC-FM, followed by radio stints at KNX in Los Angeles; WERI in Westerly, RI; and WNHC in New Haven, CT. He completed his radio broadcast career by handling the Boston Red Sox' pre-game and post-game shows on WMEX. Grande also anchored local TV sports telecasts at WTNH in New Haven, CT and at WCBS in New York. He started broadcasting baseball games in 1971 for the West Haven (CT) Yankees in the Eastern League. George graduated in 1969 from the University of Southern California, where he played baseball for 4 seasons and was a member of the 1968 College World Series championship team. While at USC he played with 14 future Major Leaguers, including Hall of Famer Tom Seaver and slugger Dave Kingman. Grande is on the board of directors for USA Baseball.



BRIAN GIESENSCHLAG

Brian Giesenschlag is in his 15th season covering the Reds, his sixth as co-host of the Emmy Award-winning Reds Live pre- and post-game shows on FOX Sports Ohio. Before joining Jeff Picoro on the Reds Live desk, Brian was the feature reporter for Reds Live while also working as a sports anchor at Cincinnati's WXIX-TV (FOX). He also covers the NHL as co-host of FOX Sports Ohio's Columbus Blue Jackets Live pre- and post-game shows. A native Texan and graduate of Baylor University, Brian worked at several television outlets in his home state before moving to Ohio. He and wife Julie live in Cincinnati with their children Zachary, Brock and Ava.



TOMMY THRALL

Tommy Thrall is in his first full season broadcasting for the Reds. In 2018, the 15-year broadcasting veteran called 3 Reds games in spring training and then 3 games near the end of the regular season. He will host the Reds' post-game show for all 162 games and will handle Reds on Radio play-by-play during Hall of Famer Marty Brennaman's off days. He also will work alongside Brennaman when Jeff Brantley is working FOX Sports Ohio. Before joining the organization full-time in 2019, Thrall spent 7 years broadcasting radio and TV games for Class AA Pensacola. While in Pensacola, he also served as the play-by-play voice for football and basketball for the University of West Florida. Thrall began working in professional baseball as an intern for the Kansas City T-Bones while earning his degree from Northwest Missouri State University. He went on to work for Class A Myrtle Beach and Quad Cities before making the move to Pensacola. Thrall has

filled various roles in broadcasting, including TV sports anchor and reporter on WEAR-TV in Pensacola, sports talk host on ESPN Pensacola and host of UWF's weekly television coach's show.



DANNY GRAVES

Danny Graves is in his second season filling in on Reds on Radio broadcasts. The franchise's all-time leader with 182 career saves, Graves pitched in Cincinnati in 9 of his 11 Major League seasons. In 518 career appearances from 1996-2006, including 30 starts, Graves went 43-33 with a 4.05 ERA and 182 saves for the Reds, Indians and Mets. The righthander was a National League All-Star in 2000 and 2004 and in 2002 won the prestigious Lou Gehrig Memorial Award, presented annually to a Major League Baseball player who best exemplifies the giving character of the Hall of Famer. After he retired from baseball following the 2006 season, Graves became a Major League Baseball analyst for a digital sports network 120 Sports/Stadium. He also has worked color commentary for ESPN at the Little League World Series regional tournament, for ESPNU covering ACC baseball and for CBS Sports Network covering college baseball.

Graves most recently served as an analyst for ESPN Radio, MLB.com and Sirius XM MLB Network Radio while guest hosting MLB Now on MLB Network.



SAM LECURE

Sam LeCure is in his second season working on the Emmy Award-winning Reds Live pre- and post-game shows on FOX Sports Ohio. The righthanded pitcher made 250 Major League appearances, all for the Reds from 2010-2015 and including 10 starts, and finished his career with a 10-16 record and a 3.51 ERA. He contributed to National League Central Division championships in 2010 and 2012 and to a berth in the NL Wild Card game in 2013, the franchise's best run of playoff appearances since the Big Red Machine dynasty of the 1970s. Since his retirement from baseball following the 2015 season, LeCure has taken volunteer trips to Indonesia and South Africa to help rebuild communities and help the local children.

BALLPARK OPERATIONS

**TIM O'CONNELL - Vice President of Ballpark Operations**

Tim is in his sixth season with the Castellini ownership, but his 19th season overall with the Reds. He began his professional baseball career with the Ballclub in 1983, serving as the Director of Stadium Operations at Riverfront Stadium from 1986-1995, coordinating the use of the stadium for 1988 All-Star Game and the 1990 LCS and World Series. In 1995, he left the Reds for the University of Dayton, where he was eventually named Assistant Vice President for Athletics, overseeing the athletics division's nine venues including the University of Dayton Arena, serving as the institution's NCAA tournament manager for 13 years, and coordinating \$40 million in facility construction and renovation projects. Tim returned to the Reds in November 2013 to lead the operation and upkeep of GABP. He is also responsible with maintaining the Reds' Youth Academy in Roselawn and Spring Training complex in Goodyear, Arizona. Since his return, he has coordinated the project teams who have been responsible for all of the major construction ventures, such as the Budweiser Deck, District, Handlebar, Bootlegger, Scouts Alley, in addition to the installation of the P&G Rightfield and HOF Scoreboards. He was responsible for the use of GABP for the 2015 MLB All Star Game and served as the team's security liaison for that event. The 33-year veteran of operating sports facilities has earned his Certified Venue Executive designation from the International Association of Venue Managers. Tim is an Executive Committee member of the Reds Community Fund Board and holds a bachelor degree from the University of Dayton. Tim and his wife, Jackie, have a daughter and son.

**SEAN BROWN - Senior Director of Ballpark Operations**

Sean Brown is entering his 18th season with the Reds Organization. He was named to his current position in 2014. He previously served the Ballpark Operations department full time as Director (2008-2013) and Administrative Assistant (2006-2008). He also worked part time with the organization as shipping and receiving coordinator, game day supervisor, and Runner on the Game Day Team (2002-2006). Sean oversees the Reds Game Day Team, Event Operations, and the janitorial operations partnership at Great American Ball Park. He is a graduate of Xavier University and Thomas More College, with a degree in Sport Management and a Master's in Business Administration. In 2017, Sean earned his Certified Venue Professional designation through the International Association of Venue Managers (IAVM) and previously participated on the IAVM Stadium Committee. He and his wife, Karianne, reside on the west side of Cincinnati with son Liam and daughters Ainsley and Elsa.

**STEPHEN LORD - Head Groundskeeper**

Steve Lord was named to his current position on March 20, 2015, and oversees all aspects of the daily playing field maintenance at Great American Ball Park. He is a 2008 graduate of Michigan State University with bachelor's degrees in both turfgrass management and general management. Before he joined the Reds, Steve spent the previous six seasons as assistant director of MLB grounds with the Texas Rangers. While in Texas, in 2010 and 2011 Steve was part of the club's first ever trips to the World Series. He has been an active member on various committees with the SportsTurf Managers Association and a speaker at the organization's national conference. In January 2015, Steve obtained his recognition as a Certified Sports Field Manager from the STMA. In December 2015, Steve and crew were awarded the Ohio SportsTurf Managers Field of the Year Award for that season. Steve resides in Cincinnati with wife Katie and son Breslin.



ZACH BONKOWSKI - Vice President of Promotional Events & Productions

Zach Bonkowski is in his 18th season with the Reds. Zach oversees aspects of the gameday experience including pregame and postgame festivities, along with in-game entertainment. Additionally, his department operates the Reds Authentics program and coordinates player relations for Reds business operations. Since 2003 Zach has served as the primary coordinator of Redsfest, the team's offseason fan festival. One of his biggest roles with the organization was serving as the Club Coordinator for the 86th Major League Baseball All-Star Game in 2015. And during the 2019 season he will orchestrate many of the celebrations surrounding the 150th anniversary of the club. His job titles have included marketing intern (2001), marketing assistant (2002-2003), Gameday Operations Coordinator (2004-2006), Director of Promotional Events (2007-2013), and Senior Director of Promotional Events (2014-2016) and he was promoted

to Vice President on August 1, 2016. A native of Harrison, Ohio, Zach graduated from Ball State University and worked for one season with the Single-A Potomac Cannons (2002). Zach & his wife Danielle reside in Ft. Wright, KY with their son, Noah.



AARON EISEL - Vice President of Ticketing and Business Development

Aaron Eisel is in his sixth season as Vice President of Tickets and Business Development for the Reds. He has responsibility for all ticketing strategies and sales, oversees the customer service and retention team, ticket operations, consumer-based programs (Reds Heads, Reds Rookies and Club Red) and the Special Events department. A 1999 graduate of Xavier University with a Marketing Degree, Aaron came to the Reds after 15 years at Procter & Gamble where held the position of Marketing Director. Aaron spent all his time at Procter & Gamble in brand management working various roles in the Fabric and Home Care Division. Aaron is very active in the community and has holds a position on The Reds Community Fund Board and The Cincinnati Scholarship Foundation Board. Aaron and his wife Julie live in Loveland, Ohio, with their daughters, Abby and Lily, and their son, Quinn.



BRIAN KEYS - Vice President of Technology

Brian Keys is in his 17th season with the Reds and was named to his current position in December 2011. He is responsible for all Reds technologies, including major league team, seven minor leagues clubs, the club's facility at Great American Ball Park, Arizona players development and the Dominican Republic academy for all networking, computing video coaching and security camera infrastructure. Brian is responsible for all information Cybersecurity security, application development, Reds Analytics development and hardware/ software deployment, ticketing systems, CRM system, audio/video systems, and fan experience technologies. Brian is also responsible for helping develop the first mobile food lockers implementation. Before joining the Reds, Brian worked as a project manager for a Cincinnati-based consulting company. A native of Cincinnati, Brian graduated from the University of Cincinnati with a Bachelor of Science degree in electrical and computer engineering technology. Brian and his wife, Sherri, reside in Mason, Ohio, with their two children, BriAuna and Britani.



RALPH MITCHELL - Vice President of Communications and Marketing

Ralph Mitchell is in his 21st season with the Reds. He was named to his current position in February 2010 and works with various departments to facilitate the club's communications efforts including marketing, advertising, creative services, public relations, promotional procurement, social media and website content. Previously, Ralph served as director of creative services after establishing the department in 2003. He was hired in February 1999 as assistant director of communications. Prior to joining the Reds, Ralph worked for eight years in the printing/publishing industry. He is a native of Massachusetts and a graduate of Plymouth State University. He lives in West Chester, Ohio, with his wife, Dorie, and their twin daughters, Alexa and Elena.



BILL REINBERGER - Vice President of Corporate Partnerships

Bill Reinberger, the first new hire of the Castellini ownership group begins his 14th season with the Reds in 2019. He is responsible for acquiring and servicing Reds sponsors and corporate partners. Total sponsorship revenue has tripled in his tenure. Reinberger oversees a staff of 14 that produces revenue for Corporate Partnerships, the Reds Hall of Fame, and Reds Community Fund. A 1984 Ball State University graduate, Reinberger first worked in sports at WGN Radio in Chicago. Before joining the Reds, he spent 12 years at 700 WLW in Cincinnati, the flagship station of the Reds Radio Network. Bill serves on the Board of Directors of the Reds Hall of Fame and volunteers. He has two sons, Cade (17) and Clete (13), who attend Cincinnati Hills Christian Academy.



BENTLEY "B.J." VIATOR - Vice President of Finance, Controller

B.J. Viator is in his 12th season with the Reds. As Vice President of Finance, he has responsibility over all accounting functions, financial reporting and treasury management. In addition, he oversees the accounting for both of the Reds non-profit organizations, the Cincinnati Reds Community Fund and the Cincinnati Reds Hall of Fame and Museum. He previously served the organization as Controller. B.J. came to the Reds after 10 years with the Cincinnati Sports Club where he served as the Vice President of Finance. Prior to his career change, B.J. served as a hotel General Manager in Atlanta, GA, Palm Desert, CA, and Cincinnati. B.J. is a native Texan from Port Arthur, TX, and graduated from the University of Houston. He and his wife, Mary, reside in Anderson Township.



CHARLEY FRANK - Executive Director, Reds Community Fund

Charley Frank began as executive director of the Reds Community Fund in 2004. During his tenure, Frank has helped complete the eight-million dollar P&G Cincinnati MLB Youth Academy complex, led Major League Baseball All-Star Game "Legacy" projects and helped secure the 2011 Robert Wood Johnson Foundation's Steve Patterson Award for excellence in sports philanthropy. Frank directs the Community Fund's field renovation efforts and oversees the youth baseball and softball programs, including Youth Academy activities. He has established annual fundraisers such as the Marty Brennaman Golf Classic, Redlegs Run, Fox Sports Ohio Telethon and Family Catch. Frank serves on the board of the Cincinnati Public Schools' Activities Beyond the Classroom foundation, Kid Glove and Holom House. He received the "Joe Nuxhall Humanitarian Award" in November 2018. Previously, Frank spent 11 years with the NBA's Minnesota Timberwolves as vice president of communications. Frank is a Northwestern University and Walnut Hills HS graduate. He and his wife, Amy Snyder, reside in Fairfield with their son, Sam, and daughter, Avery.



RICK WALLS - Executive Director, Cincinnati Reds Hall of Fame and Museum

A 27-year veteran of the Hall of Fame and Museum industry, Rick Walls was named Executive Director in 2007 and is responsible for the 15,000-sq.-ft. museum, overseeing all facets of its operations, including strategic planning, development, programming and large-scale events that include Induction festivities, statue dedications (Bench 2011; Morgan 2013, Perez 2015, Rose 2017), Reds Fantasy Camp, and alumni events. Previously, he held positions with The National Football Foundation (NFF) and College Hall of Fame, Inc., including Executive Director of the College Football HOF (2005-07), Dir. of Operations, Dir. of Public Relations, and Special Projects Coordinator for the NFF (1997-2005), overseeing membership, chapters, awards programs, and tabulation of the BCS Standings. From 1990-95,

Walls served as Special Projects Coordinator and Collections Manager for the College Football HOF. An Ohio University graduate, he also coaches youth baseball and basketball and is a Den Leader with the Cub Scouts. He resides in Milford, OH with his wife Julie, daughter Hailey, and son Tyler.



JOHN O'BRIEN - Senior Director of Ticket Operations

John O'Brien is entering his 42nd season with the Reds. John is responsible for all aspects of ticket operations including the setup and functionality of the ticketing system that the Reds utilize. He and his service-oriented team work in conjunction with the ticket sales and client services staffs to ensure a first-class fan experience at Great American Ball Park. He was named Senior Director of Ticket Operations in 2010. He previously served the Ticket Operations Department as director (1991- 2009), assistant director (1983-1990) and accountant (1978-1982). A native of Cincinnati, John attended Ohio University and the University of Cincinnati. John and his wife Wendy reside in Maineville. They have two daughters, Kasey and Meghan, one grandson, Finn, and a granddaughter, Maggie.



MARK SCHUELER - Senior Director of Ticket Sales & Service

Mark Schueler is entering his 11th season with the Reds and was named to his current position in August 2013. Mark oversees all Sales and Service efforts of Season Ticket Sales, Group Ticket Sales and Client Services. Mark previously served as the Director of Season & Premium Sales, Inside Sales Manager and Account Executive with the Reds from 2008-2013. Prior to joining the Reds Mark was a Corporate Marketing Manager for the Scranton/Wilkes-Barre Yankees, the Triple-A affiliate of the New York Yankees. He is a native of Michigan and graduated from Western Michigan University. He lives in Anderson Township with his wife, Jade, son, Derek and daughter, Scarlett.

Additional Front Office Staff


Carmen Alberini



Dewitt Anderson



Michael Anderson



Jami Aufderbeck



Terylle Austin



Ryan Barger



Chris Bausano



Catie Bock



Bev Bonavita



Mark Boone



Brandon Bowman



Cathy Brakers



Lisa Braun



John Brehm



Lance Bucher



Robert Burkhart



Billy Byrnes



Brandon Cafferky



Amy Calo



Chris Calo



Cardell Carter



Chris Casarcia



Erin Chamberlain



Colleen Cheek



Jen Clemens



Dave Collins



Joanie Conkle



Kevin Corby



John Cordova



Melissa Craig

Additional Front Office Staff



Tyler Crowley



Kyle Danbury



Jansen Dell



Kyle DeWine



Lindsey Dingeldein



Jimmy Dollard



Jake Eby



Chris Eckes



Mark Edwards



Emily Egbers



Don Eichstadt



Andre Elkins



Brett Elkins



Kristin Elliott



Joe Enriquez



Caylor Escalante



Justin Faul



Chadwick Fischer



Amy Ford



Ken Freeman



Erika Galiette



Gary Goddard



Ayanna Goddard



Angel Gonzalez



Logan Grapenthien



Michael Grote



Derrik Grubbs



Aly Gruber



Brendan Hader



Jeremy Hamilton

Additional Front Office Staff

Mark Harlow

Bob Harrison

Corey Hawthorne

Ryan Haynes

Mark Heil

Chad Heintzelman

Natalya Herndon

Chris Herrell

Melissa Hill

Tiffany Huffman

Sara Ingram

Jami Itiavkase

Jessica Jamison

Billy Johnson

Geoffrey Joseph

Eric Keller

Michael King

Anne Kirby

Richard Kleinwachter

Daniel Korb

Jan Koshover

Dan Lewis

Kenneth Lewis

Steve Lewis

Denise Lockwood

Allison Loos

Kelli Anne Louthan

Austin MacEachen

Emily Mahle

Garry McGuire

Additional Front Office Staff



Jorge Merlos



Kristen Meyers



Richard Miller



Patrick Montague



Jim Myers



Jon Myers



Jill Niemeyer



Matthew Ollerdisse



Gabrielle Pape



Logan Paragin



Kayla Parsley



Shellie Petrey



Jon Phelps



Matt Pohlman



Nick Prince



Kelsey Proctor



Samantha Rack



Tyler Renfro



Chris Renner



Todd Richardson



John Rieder



Ryan Rizzo



Colleen Rodenberg



Jarrod Rollins



Frank Rosiello



Sherry Rowland



Craig Sample



Maxx Sample



Michael Schatz



Daniel Schmaltz

Additional Front Office Staff



Jason Schwab



Teena Schweier



Christian Sharp



Teddy Siegel



Kaitlin Simcoe



Amanda Simpson



Sydney Simpson



Mason Smith



Paige Smith



Roger Smith



Audra Sordyl



Patrick Sponsler



Jackie Sprague



Christina Sprance



Nick St. Pierre



Phil Stall



Vincent Steinwert



Allison Stortz



Jason Strine



Megan Stuerenberg



Jacob Swartz



Kevin Sympson



Richard Toschlog



Sara Treash



Brenna Turner



Clinton Van Andel



Rebecca Vanderwaal



Sarah Vedder



Richy Velasquez



Brent Vinson

Additional Front Office Staff



Chase Vogel



Vicki Volp



Shelley Volpenhein



Tyler Wade



Matthew Wagner



Nick Wan



Craig Warman



Lori Watt



Nicholas Wedige



Leanna Weiss



Drew Whitaker



Blake Williams



Keith Winchester



Zach Wollman



Jerome Wright



Todd Wuest



Steven Wyant



Sherri Yerkes



Joe Zerhusen

SECURITY K9s:



Gator



Paisley



Sigg



2019 NOTES





2019 REDS

3B Eugenio Suárez in 2018 as voted by his peers to his first All-Star team and by the local chapter of the Baseball Writers' Association of America the Ernie Lombardi Award as the Reds' Most Valuable Player. After hitting .283 with 34 HR and 104 RBI—just 1 of 7 Major League players to reach those numbers and despite missing 16 games with a fractured right thumb—Suárez received two 10th-place votes for the National League's Most Valuable Player Award. He was a finalist for the Louisville Slugger Silver Slugger Award for third basemen after finishing second in both HR and RBI among National League players at that position. Suárez finished the season ranked among the overall NL leaders in RBI (6th), HR (7th), slugging percentage (8th, .526), OPS (10th, .892), BA vs LHP (9th, .320), RBI ratio (2nd, 5.1ab) and HR ratio (2nd, 15.5ab).



DAVID BELL

MANAGER
25

Age: 46 **Ht.:** 5-10 **Wt.:** 195 **B:** R **T:** R **Seasons In Majors:** 12

Born: 9/14/72 **Birthplace:** Cincinnati, OH **Resides:** Cincinnati, OH

Joined Reds Organization: On 11/4/08 as Class AA Carolina manager; on 10/22/18 as Reds manager

Joined Major League Coaching Staff: On 10/22/18 as manager, signed a 3-year contract through the 2021 season with a club option for 2022

MANAGERIAL CAREER: David Bell is in his first season as Reds manager...was named to the position on 10/22/18 as the 63rd manager in franchise history, the 53rd since 1900...David and his father, Buddy, is the fourth father-son duo to serve as Major League managers, joining George & Dick Sisler, Bob & Joel Skinner and Bob & Aaron Boone...Buddy managed the Tigers (1996-1998), Rockies (2000-2002) and Royals (2005-2007)...

David previously spent 4 seasons in the Reds organization's player development department as a manager, at Class AA Carolina from 2009-2011 and at Class AAA Louisville in 2012...following the 2009 campaign, he managed the Peoria Saguaros of the prestigious Arizona Fall League.

DAVID BELL'S MANAGERIAL RECORD

Year	Club	League	W-L	Pct.	Place	GB
2009	Carolina	Southern	65-74	.468	2nd	5.5
2010	Carolina	Southern	58-79	.423	5th	27.0
2011	Carolina	Southern	53-86	.381	5th	29.5
2012	Louisville	International	51-93	.354	4th	38.0
Minor League Totals			227-332	.406		

REDS MANAGERS SINCE 1900

Manager	Year(s)	W-L	Pct.	Manager	Year(s)	W-L	Pct.
Robert Allen	1900	62-77	.446	C. Buster Mills	'53	4-4	.500
John McPhee	'01-02	79-124	.389	Birdie Tebbetts	'54-58	372-357	.510
Frank Bancroft	'02	10-7	.588	Jimmy Dykes	'58	24-17	.585
Joseph Kelley	'02-05	274-230	.544	Mayo Smith	'59	35-45	.438
Ned Hanlon	'06-07	130-174	.428	Fred Hutchinson	'59-64	443-372	.544
John Ganzel	'08	73-81	.474	Dick Sisler	'64-65	118-91	.565
Clark Griffith	'09-11	222-238	.483	Don Heffner	'66	37-46	.446
Henry O'Day	'12	75-78	.490	Dave Bristol	'66-69	298-265	.529
Joseph Tinker	'13	64-89	.418	Sparky Anderson	'70-78	863-586	.596
Buck Herzog	'14-16	165-226	.422	John McNamara	'79-82	279-244	.533
Christy Mathewson	'16-18	165-177	.482	Russ Nixon	'82-83	101-131	.435
Heinie Groh	'18	7-3	.700	Vern Rapp	'84	51-70	.421
Patrick Moran	'19-23	425-329	.564	Pete Rose	'84-89	412-373	.525
Jack Hendricks	'24-29	469-450	.510	Tommy Helms	'89	14-21	.400
Dan Howley	'30-32	177-285	.383	Lou Piniella	'90-92	255-231	.525
Donie Bush	'33	58-94	.382	Tony Perez	'93	20-24	.455
Robert O'Farrell	'34	26-58	.310	Davey Johnson	'93-95	204-172	.543
Burt Shotton	'34	1-0	1.000	Ray Knight	'96-97, 2003	125-137	.477
Charles Dressen	'34-37	218-284	.434	Jack McKeon	1997-2000	291-259	.529
Bobby Wallace	'37	5-20	.200	Bob Boone	2001-03	190-238	.444
Bill McKechnie	'38-46	744-631	.541	Dave Miley	'03-05	125-164	.433
John Neun	'47-48	117-137	.461	Jerry Naron	'05-07	157-179	.467
Bucky Walters	'48-49	81-123	.397	Pete Mackanin	'07	41-39	.513
Luke Sewell	'49-52	174-234	.426	Dusty Baker	'08-13	509-463	.524
Earle Brucker	'52	3-2	.600	Bryan Price	2014-2018	279-387	.419
Rogers Hornsby	'52-53	91-106	.462	Jim Riggleman	2018	64-80	.444

FRONT OFFICE/COACHING CAREER: Following his 4-year tenure as a manager in the Reds' minor league system, in 2013 Bell worked for the Cubs as third base coach...the next year, he joined manager Mike Matheny's staff in St. Louis as assistant hitting coach before spending the 2015-2017 seasons as the Cardinals' bench coach...prior to joining the Reds as field manager in October 2018, Bell spent that season as Vice President of Player Development for the Giants.

PLAYING CAREER: The former infielder was selected by the Indians in the seventh round of the June 1990 free agent draft...played in 12 seasons in the Major Leagues with the Indians, Cardinals, Mariners, Giants, Phillies and Brewers...appeared in 35 Postseason games, reaching the American League Championship Series in 2000 and 2001 with the Mariners and the 2002 World Series with the National League Champion Giants...following that run to the World Series in 2002, was named San Francisco's Most Inspirational Player... on 6/28/04 vs Montreal became the first Phillies batter in 9 years to hit for the cycle...his grandfather, Gus Bell, hit for the cycle in 1951...they are the only grandfather and grandson in baseball history to hit for the cycle.

PERSONAL: The Bells are one of Major League Baseball's five 3-generation families, along with the Boones, Colemans, Hairstons and Schofield/Werths...David is the son of former third baseman and current Reds front office executive Buddy Bell and the grandson of Reds Hall of Famer Gus Bell...brothers Mike and Rick Bell also played professional baseball...Mike made 19 appearances for the Reds in 2000...David grew up in Cincinnati and helped lead Moeller High School to the 1989 state baseball championship.

Career Playing Record

Yr	Club	Avg.	G	AB	R	H	2B	3B	HR	RBI	BB	SO	SB
1995	Cleveland	.000	2	2	0	0	0	0	0	0	0	0	0
	St. Louis	.250	39	144	13	36	7	2	2	19	4	25	1
1996	St. Louis	.214	62	145	12	31	6	0	1	9	10	22	1
1997	St. Louis	.211	66	142	9	30	7	2	1	12	10	28	1
1998	St. Louis	.222	4	9	0	2	1	0	0	0	0	3	0
	Cleveland	.262	107	340	37	89	21	2	10	41	22	54	0
	Seattle	.325	21	80	11	26	8	0	0	8	5	8	0
1999	Seattle	.268	157	597	92	160	31	2	21	78	58	90	7
2000	Seattle	.247	133	454	57	112	24	2	11	47	42	66	2
2001	Seattle	.260	135	470	62	122	28	0	15	64	28	59	2
2002	San Francisco	.261	154	552	82	144	29	2	20	73	54	80	1
2003	Philadelphia	.195	85	297	32	58	14	0	4	37	41	40	0
2004	Philadelphia	.291	143	533	67	155	33	1	18	77	57	75	1
2005	Philadelphia	.248	150	557	53	138	31	1	10	61	47	69	0
2006	Philadelphia	.278	92	324	39	90	17	2	6	34	32	38	1
	Milwaukee	.256	53	180	21	46	10	2	4	29	18	30	2
Major League Totals		.257	1403	4826	587	1239	267	18	123	589	428	687	19

Division Series Record

Yr	Club, Opponent	Avg.	G	AB	R	H	2B	3B	HR	RBI	BB	SO	SB
2000	Sea vs Chi	.364	3	11	0	4	1	0	0	1	2	2	0
2001	Sea vs Cle	.313	5	16	2	5	1	0	1	2	1	6	0
2002	SF vs Atl	.188	5	16	3	3	0	0	0	1	3	4	0
Division Series Totals		.279	13	43	5	12	2	0	1	4	6	12	0

League Championship Series Record

Yr	Club, Opponent	Avg.	G	AB	R	H	2B	3B	HR	RBI	BB	SO	SB
2000	Sea vs NYY	.222	5	18	0	4	0	0	0	0	0	0	0
2001	Sea vs NYY	.188	5	16	1	3	0	0	0	4	0	3	0
2002	SF vs StL	.412	5	17	4	7	1	0	1	1	2	3	0
LCS Totals		.275	15	51	5	14	1	0	1	5	2	6	0

World Series Record

Yr	Club, Opponent	Avg.	G	AB	R	H	2B	3B	HR	RBI	BB	SO	SB
2002	SF vs Ana	.304	7	23	4	7	0	0	1	4	5	4	0

BELL'S CAREER TRANSACTIONS

- Was selected by the Indians in the seventh round of the June 1990 amateur draft.
- Was acquired by the Cardinals, with Pepe McNeal and Rick Heiserman, for Ken Hill, July 27, 1995.
- Was claimed off waivers by the Indians, April 14, 1998.
- Was acquired by the Mariners in exchange for Joey Cora, August 31, 1998.
- Was acquired by the Giants in exchange for Desi Relaford and cash, January 25, 2002.
- Was signed by the Phillies to a 4-year contract through the 2006 season, December 7, 2002.
- Was traded to the Brewers for Wilfrido Laureano, July 28, 2006.


FREDDIE
BENAVIDES
BENCH COACH
45
Age: 52 **Ht.:** 6-2 **Wt.:** 210 **B:** R **T:** R **Seasons In Majors:** 4

Born: 4/7/66 **Birthplace:** Laredo, TX **Resides:** Laredo, TX

Joined Reds Organization: In 1987, was selected in the second round of the June amateur draft

Joined Major League Coaching Staff: On 12/4/13, as a coach; was named first base coach, 10/22/15; was named bench coach, 11/28/18

MANAGERIAL/COACHING CAREER: Freddie Benavides is in his sixth season on the Major League coaching staff, his first as bench coach... spent the 2014 and 2015 seasons as the club's infield coach followed by 3 years (2016-2018) as first base coach...was the only coach from 2018 to return to rookie manager David Bell's Major League coaching staff...before he joined the Reds spent the previous 15 years in their minor league system, including the last 6 as player development field coordinator...also spent 7 seasons as infield coordinator and in 2007 filled in as manager for the rookie Billings club in the Pioneer League...overall spent 4 seasons as a minor league manager...in 1999 led Class A Clinton to a Midwest League playoff spot by winning the first half...in 2000, before he was named infield coordinator, managed Class A Dayton in its inaugural season and led the Dragons to a Midwest League playoff spot with a 70-67 mark...in 2003 he served as a coach with the Major League club from August 5 through the remainder of the season.

BENAVIDES' MANAGERIAL RECORD

Year	Club	League	W-L	Pct.	Place
1999	Clinton	Midwest	68-69	.496	1st/4th
2000	Dayton	Midwest	70-67	.511	5th/3rd
2004	GCL Reds	Gulf Coast	20-37	.351	4th
2007	Billings	Pioneer	37-38	.493	3rd
Minor League Totals			195-211	.480	

PLAYING CAREER: Was selected by the Reds in the second round of the June 1987 amateur draft...the former infielder made 219 Major League apps over parts of 4 seasons with the Reds, Colorado Rockies and Montreal Expos.

PERSONAL: Graduated from Nixon High School in Laredo, TX...attended Texas Christian University in Fort Worth, TX...wife's name is Violeta...they have 3 children, Krizia and twins Sienna and Alec.

MOST RECENT BENCH COACHES

2019	Freddie Benavides	2004-05	Jerry Narron	1995	Ray Knight
2016-18	Jim Riggleman	2003	Mark Berry	1994	Bob Boone
2014-15	Jay Bell	2002-03	Ray Knight	1993	Dave Miley, Ray Knight
2008-13	Chris Speier	2001	Tim Foli	1990-92	Jackie Moore
2007	Pat Kelly	1999-2000	Ken Griffey Sr.	1983-89	Tommy Helms
2006-07	Bucky Dent	1997-98	Denis Menke	1982-86	George Scherger
2005	John Moses	1996	Jim Lett	1979-82	Harry Dunlop

BENAVIDES' CAREER TRANSACTIONS

- Was selected by the Reds in the second round of the June 1987 amateur draft.
- Was selected by the Rockies with the 28th pick of the 1993 expansion draft.
- Was acquired by the Expos in exchange for Ivan Arteago and Rodney Pedraza, January 7, 1994.

Career Playing Record

Yr	Club	Avg.	G	AB	R	H	2B	3B	HR	RBI	BB	SO	SB
1987	Cedar Rapids - A	.133	5	15	2	2	1	0	0	0	0	7	0
1988	Cedar Rapids - A	.223	88	314	38	70	9	2	1	32	35	75	18
1989	Chattanooga - AA	.250	88	284	25	71	14	3	0	27	22	46	1
	Nashville - AA	.170	31	94	9	16	4	0	1	12	6	24	0
1990	Chattanooga - AA	.259	55	197	20	51	10	1	1	28	11	25	4
	Nashville - AAA	.211	77	266	30	56	7	3	2	20	12	50	3
1991	Nashville - AAA	.242	94	331	24	80	8	0	0	21	16	55	7
	Cincinnati	.286	24	63	11	18	1	0	0	3	1	15	1
1992	Cincinnati	.231	74	173	14	40	10	1	1	17	10	34	0
1993	Colorado	.286	74	213	20	61	10	3	3	26	6	27	3
	Col. Springs - AAA	.438	5	16	3	7	1	0	0	2	1	0	0
1994	Montreal	.188	47	85	8	16	5	1	0	6	3	15	0
1995	Iowa - AAA	.241	106	315	30	76	14	4	4	26	25	47	2
1996	Columbus - AAA	.000	1	4	0	0	0	0	0	1	0	0	0
Major League Totals		.253	219	534	53	135	26	5	4	52	20	91	4
Reds Totals		.246	98	236	25	58	11	1	1	20	11	49	1
Minor League Totals		.234	550	1836	181	429	68	13	9	169	128	329	35



CALEB

@ceetwo35

ASSISTANT PITCHING COACH

COTHAM

65

Age: 31 **Ht.:** 6-3 **Wt.:** 215 **B:** R **T:** R **Seasons In Majors:** 2

Born: 11/6/87 **Birthplace:** Mt. Juliet, TN **Resides:** Mt. Juliet, TN

Joined Reds Organization: On 1/2/19, as assistant pitching coach

Joined Major League Coaching Staff: On 1/2/19, as assistant pitching coach

COACHING CAREER: Caleb Cotham is in his first season as a professional coach...played at Vanderbilt University when current Reds' pitching coach Derek Johnson was working for the Commodores...after his playing career ended following the 2016 season, Cotham worked in Brentwood, Tennessee as the director of pitching for the Bledsoe Agency.

ASSISTANT PITCHING COACHES

2019	Caleb Cotham
2016-18	Ted Power
2012-16	Mack Jenkins

PLAYING CAREER: Over the 2015 and 2016 seasons made 35 Major League apps, all in relief for the Yankees and Reds...was selected by the Yankees in the fifth round of the 2009 first-year player draft...in December 2015 was traded to the Reds, along with RHP Rookie Davis, 3B Eric Jagielo and 2B Tony Renda, in exchange for LHP Aroldis Chapman...during the 2016 season made just 23 relief apps for the Reds because of inflammation in his right shoulder and a torn lateral meniscus in his right knee...following a pair of rehabilitation apps in June and July, on 8/2/16 had season-ending microfracture surgery on his knee...in February 2017 was signed by the Mariners to a minor league contract but during spring training voluntarily retired...in a 5-2 Yankees loss at Tex 7/29/15, threw 1.2 scoreless innings in his big league debut (2h, 0bb, 4k)...became only the 11th Yankees pitcher since 1914 to record at least 4 strikeouts in his big league debut and only the sixth Yankee with 4 strikeouts and no runs in his debut.

PERSONAL: Graduated from Mt. Juliet (TN) High School, where as a junior and senior he was captain of the baseball team, 3 times All-District, District MVP as a junior, All-Region and All-State as a junior and 9-AAA Tournament MVP as a senior...was junior class president and a member of the National Junior Honor Society...follow on Twitter @ceetwo35.

COTHAM'S CAREER TRANSACTIONS

- Was selected by the Yankees in the fifth round of the 2009 first-year player draft.
- Was acquired by the Reds, along with RHP Rookie Davis, 3B Eric Jagielo and 2B Tony Renda, in exchange for LHP Aroldis Chapman, December 28, 2015.
- On disabled list with inflammation in his right shoulder and a torn lateral meniscus in his right knee, May 31-remainder of the season, 2016; was transferred to the 60-day disabled list, July 28; included a rehabilitation assignment at Pensacola, June 30-July 20.
- Was signed by the Mariners to a minor league contract, February 23, 2017.

Career Pitching

Yr	Club	W-L	ERA	G	GS	CG	SHO	SV	IP	H	R	ER	HR	BB	SO	WP	BK
09	GCL Yankees - R	0-0	0.00	1	1	0	0	0	2.0	2	0	0	0	0	5	0	0
	Staten Island - A	0-1	4.50	2	2	0	0	0	6.0	5	3	3	1	3	8	0	0
11	GCL Yankees - R	0-0	4.50	1	1	0	0	0	2.0	2	2	1	0	1	3	0	0
	Staten Island - A	0-1	1.71	12	0	0	0	0	21.0	21	7	4	1	9	29	1	0
12	Charleston - A	3-1	2.31	8	8	0	0	0	39.0	32	11	10	1	7	32	0	0
	Tampa - A	2-6	4.48	15	11	0	0	0	62.1	71	33	31	4	22	44	2	0
13	Trenton - AA	2-1	3.72	7	6	0	0	0	29.0	27	13	12	1	13	26	1	0
	Scranton/W-B - AAA	6-6	5.48	21	17	0	0	0	95.1	115	64	58	11	34	60	3	2
14	Scranton/W-B - AAA	0-2	5.40	5	5	0	0	0	18.1	25	14	11	1	7	17	1	1
	Trenton - AA	0-2	6.04	5	5	0	0	0	25.1	25	17	17	3	13	16	1	0
	GCL Yankees 2 - R	0-0	0.00	2	1	0	0	0	2.1	1	0	0	0	0	4	0	0
	GCL Yankees 1 - R	0-0	0.00	2	0	0	0	0	3.2	3	0	0	0	0	2	0	0
	Tampa - A	0-0	0.00	4	0	0	0	0	4.1	3	0	0	0	0	5	1	0
15	Trenton - AA	4-2	2.77	15	0	0	0	1	26.0	20	8	8	1	8	31	1	0
	Scranton/W-B - AAA	2-2	1.74	20	0	0	0	1	31.0	25	7	6	1	5	30	2	0
	New York (AL)	1-0	6.52	12	0	0	0	0	9.2	14	7	7	4	1	11	0	0
16	Cincinnati	0-3	7.40	23	0	0	0	0	24.1	32	21	20	3	12	21	1	0
	#Pensacola - AA	0-0	18.00	2	0	0	0	0	1.0	2	3	2	0	1	0	0	0
Major Totals		1-3	7.15	35	0	0	0	0	34.0	46	28	27	7	13	32	1	0
AL Totals		1-0	6.52	12	0	0	0	0	9.2	14	7	7	4	1	11	0	0
Reds Totals		0-3	7.40	23	0	0	0	0	24.1	32	21	20	3	12	21	1	0
Minor Totals		19-24	3.98	122	57	0	0	2	368.2	379	182	163	25	123	312	13	3
# Injury rehab																	

Career Hitting

Yr	Club	AVG	G	AB	R	H	2B	3B	HR	RBI	SH	SF	HB	BB	SO	SB	CS	OBP	SLG	E
15	New York (AL)	12	0	0	0	0	0	0	0	0	0	0	0	0	0	0	0
16	Cincinnati	23	0	0	0	0	0	0	0	0	0	0	0	0	0	0	1
No Major League plate apps																				



DELINO

DESHIELDS

1B COACH

90

Age: 49 **Ht.:** 6-1 **Wt.:** 170 **B:** L **T:** R **Seasons In Majors:** 13

Born: 1/15/69 **Birthplace:** Seaford, DE **Resides:** Atlanta, GA

Joined Reds Organization: On 1/7/09, as hitting coach at Rookie Billings

Joined Major League Coaching Staff: On 11/28/18, as first base coach

MANAGERIAL/COACHING CAREER: Delino DeShields is in his 11th season in the organization, his first on the Major League coaching staff... spent the previous 10 years in the Reds' player development system, including 8 seasons as a field manager...was hired by the Reds in January 2009 as the hitting coach at Rookie Billings, his first professional coaching position...the next season began an 8-year run as manager for the Reds' affiliates in Billings (2010), Class A Dayton (2011-2012), Class AA Pensacola (2013-2014) and Class AAA Louisville (2015-2017)...spent the 2018 season as the organization's roving bunting and base running instructor.

DESHIELDS' MANAGERIAL RECORD

Year	Club	League	W-L	Pct.	Place
2010	Billings	Pioneer	38-37	.507	2nd/3rd
2011	Dayton	Midwest	83-57	.593	4th/1st
2012	Dayton	Midwest	60-78	.435	8th/8th
2013	Pensacola	Southern	59-79	.428	5th/4th
2014	Pensacola	Southern	60-80	.429	5th/5th
2015	Louisville	International	64-80	.444	3rd
2016	Louisville	International	71-73	.493	2nd
2017	Louisville	International	56-86	.394	4th
Minor League Totals			491-570	.463	

PLAYING CAREER: The former infielder played in 1,615 games over 13 seasons in the Major Leagues with the Expos, Dodgers, Cardinals, Orioles and Cubs...was Montreal's first-round draft pick in 1987, the 12th overall selection...3 years later made his Major League debut with the Expos and finished second to Atlanta's David Justice in the 1990 National League Rookie of the Year voting of the Baseball Writers' Association of America...finished his Major League career with a .268 batting average...his 463 career stolen bases rank 31st on Major League Baseball's all-time list since 1898, when the current stolen base rule was implemented.

PERSONAL: In 1987 graduated from Seaford (DE) High School, where he was first team All-State in football, baseball and basketball...was voted Delaware's Athlete of the Decade for the 1990s...wife's name is Michelle... they have 5 children: Delino Jr., Diamond, D'Angelo, Denim and Delaney...son Delino Jr. was selected by the Astros in the first round (8th overall) of the June 2010 first-year player draft...in December 2014 he was selected by the Rangers in the Rule 5 Draft and made his Major League debut in 2015...over his 4 Major League seasons, all with the Rangers, Delino Jr. has hit .244 with 82 stolen bases...daughter Diamond was selected by the Chicago Sky in the first round (3rd overall) of the 2018 WNBA Draft...she was a unanimous first team WNBA All-Rookie selection.

MOST RECENT FIRST BASE COACHES

2019	Delino DeShields	1999-2000	Dave Collins	1988-89	Lee May
2016-18	Freddie Benavides	1997-98	Ron Oester	1987	Tony Perez
2006-15	Billy Hatcher	1997	Ken Griffey Sr.	1983-86	Tommy Helms
2004-05	Randy Whisler	1994-97	Joel Youngblood	1979-83	Ron Plaza
2002-03	Jose Cardenal	1993	Jose Cardenal, Ron Oester	1976-79	Russ Nixon
2001	Bill Doran	1990-92	Tony Perez	1970-75	George Scherger

DeSHIELDS' CAREER TRANSACTIONS

- Was selected by the Expos in the first round (12th overall) of the June 1987 amateur draft.
- Was acquired by the Dodgers in exchange for RHP Pedro Martinez, November 19, 1993.
- Was signed by the Cardinals, November 20, 1996.
- Was signed by the Orioles, December 7, 1998.
- Was released by the Orioles, July 2, 2001.
- Was signed by the Cubs, July 7, 2001.

Career Playing Record

Yr	Club	Avg.	G	AB	R	H	2B	3B	HR	RBI	BB	SO	SB
1990	Montreal	.289	129	499	69	144	28	6	4	45	66	96	42
1991	Montreal	.238	151	563	83	134	15	4	10	51	95	* 151	56
1992	Montreal	.292	135	530	82	155	19	8	7	56	54	108	46
1993	Montreal	.295	123	481	75	142	17	7	2	29	72	64	43
1994	Los Angeles (NL)	.250	89	320	51	80	11	3	2	33	54	53	27
1995	Los Angeles (NL)	.256	127	425	66	109	18	3	8	37	63	83	39
1996	Los Angeles (NL)	.224	154	581	75	130	12	8	5	41	53	124	48
1997	St. Louis	.295	150	572	92	169	26	*14	11	58	55	72	55
1998	St. Louis	.290	117	420	74	122	21	8	7	44	56	61	26
1999	Baltimore	.264	96	330	46	87	11	2	6	34	37	52	11
2000	Baltimore	.296	151	561	84	166	43	5	10	86	69	82	37
2001	Baltimore	.197	58	188	29	37	8	2	3	21	31	42	11
	Chicago (NL)	.276	68	163	26	45	9	3	2	16	28	35	12
2002	Chicago (NL)	.192	67	146	20	28	6	1	3	10	21	38	10
Major League Totals		.268	1615	5779	872	1548	244	74	80	561	754	1061	463

* Led National League, Finished second to Atlanta's David Justice in the 1990 National League Rookie of the Year Award voting

Division Series Record

Yr	Club, Opponent	Avg.	G	AB	R	H	2B	3B	HR	RBI	BB	SO	SB
1995	LAD vs Cin	.250	3	12	1	3	0	0	0	0	1	3	0
1996	LAD vs Atl	.000	2	4	0	0	0	0	0	0	0	1	0
Division Series Totals		.188	5	16	1	3	0	0	0	0	1	4	0



DONNIE @Donald_ecker

ASSISTANT HITTING COACH

ECKER

64

Age: 33 **Ht.:** 6-4 **Wt.:** 235 **B:** L **T:** R **Seasons In Majors:** None

Born: 3/9/86 **Birthplace:** Bakersfield, CA **Resides:** Scottsdale, AZ

Joined Reds Organization: On 11/19/18, as assistant hitting coach

Joined Major League Coaching Staff: On 11/19/18, as assistant hitting coach

COACHING CAREER: Donnie Ecker is in his first season in the organization...on 11/19/18 was named assistant to hitting coach Turner Ward on new manager David Bell's Major League staff...Ecker spent the 2018 season as the hitting coach for the Angels' Class AAA affiliate in Salt Lake...began his coaching career at Los Altos (CA) High School (2013-2014), his alma mater, before joining the Cardinals' player development department to serve as hitting coach for Class A Palm Beach (2015-2016) and then Peoria (2017).

ASSISTANT HITTING COACHES

2019	Donnie Ecker
2016-18	Tony Jaramillo
2014-15	Lee Tinsley
2013	Ronnie Ortegon

PLAYING CAREER: Was selected by the Reds in the 28th round of the June 2004 amateur draft but did not sign...was drafted by the Rangers in the 22nd round of the June 2007 draft...played 4 seasons in the Rangers' organization and independent leagues.

PERSONAL: Attended Long Beach State University and Lewis-Clark State College...earned a double major in communications and business leadership...his teaching methods incorporate human movement research and technology-based applications to the body and swing...is an Integrated Movement Specialist and certified under the IFPA Biomechanics of Sports...follow on Twitter @Donald_ecker.

ECKER'S CAREER TRANSACTIONS

- Was selected by the Reds in the 28th round of the June 2004 amateur draft. Did not sign.
- Was signed by the Rangers in the 22nd round of the June 2007 amateur draft.

Career Playing Record

Yr	Club	Avg.	G	AB	R	H	2B	3B	HR	RBI	BB	SO	SB
2007	Rangers - R	.267	34	90	21	24	1	1	2	11	8	17	11
2008	Spokane - A	.286	2	7	2	2	1	0	0	3	1	0	0
2009	San Angelo - IND	-	-	-	-	-	-	-	-	-	-	-	-
2010	Windy City - IND	.318	31	85	15	27	2	2	0	7	15	20	7
2010	Gateway - IND	.264	26	87	17	23	1	0	4	23	12	23	6
Minors League Totals		.268	36	97	23	26	2	1	2	14	9	17	11



J.R.

HOUSE

3B / CATCHING COACH

56

Age: 39 **Ht.:** 6-0 **Wt.:** 205 **B:** R **T:** R **Seasons In Majors:** 5

Born: 11/11/79 **Birthplace:** Charleston, WV **Resides:** Phoenix, AZ

Joined Reds Organization: On 11/19/18, as third base / catching coach

Joined Major League Coaching Staff: On 11/19/18, as third base / catching coach

COACHING CAREER: James Rodger House is in his first season in the organization...on 11/19/18 he was hired as new manager David Bell's third base and catching coach...House spent the previous 7 seasons in various roles in the player development department of the Diamondbacks, as a hitting coach for Rookie Missoula (2012) and Class A Hillsboro (2013), as a manager for Hillsboro (2014), Class A Visalia (2015-2016) and Class AA Jackson (2017) and in 2018 as minor league field coordinator...was the 2015 California League Manager of the Year at Visalia...his 2014 Hillsboro squad won the Northwest League playoffs...as a minor league manager produced a career winning percentage of .573 (284-212).

HOUSE'S MANAGERIAL RECORD

Year	Club	League	W-L	Pct.	Place
2014	Hillsboro	Northwest	48-28	.632	^ 1st
2015	Visalia *	California	84-56	.600	1st
2016	Visalia	California	81-59	.579	1st
2017	Jackson	Southern	71-69	.507	3rd
Minor League Totals			284-212	.573	

^ 2014 NWL playoff champions, * 2015 California League Manager of the Year

PLAYING CAREER: The former catcher was selected by Pittsburgh in the fifth round of the June 1999 free agent draft...played parts of 5 seasons in the Major Leagues for the Pirates, Astros and Orioles.

PERSONAL: Attended Seabreeze High School in Daytona Beach, FL...in 2005 played quarterback for West Virginia University...wife's name is Valerie...they have 2 children, daughter Rilyn and son Camden.

MOST RECENT THIRD BASE COACHES

2019 J.R. House	1998 Harry Dunlop	1984 Joe Sparks
2016-18 Billy Hatcher	1997 Joel Youngblood	1983 Ron Plaza
2015 Jim Riggleman	1996 Marc Bombard	1979-82 Russ Nixon
2014 Steve Smith	1994-95 Ray Knight	1978-79 Ron Plaza
2004-13 Mark Berry	1993 Bobby Valentine, Dave Bristol	1978 Alex Grammas
2003 Ray Knight	1990-92 Sam Perlozzo	1976-77 George Scherger
2002-03 Tim Foli	1989 Dave Bristol	1970-75 Alex Grammas
1999-2001 Ron Oester	1988 Bruce Kimm	1966-69 Vern Benson
	1985-87 Billy DeMars	

HOUSE'S CAREER TRANSACTIONS

- Was selected by the Pirates in the fifth round of the June 1999 amateur draft.
- Was signed by the Astros, January 26, 2006.
- Was signed by the Orioles, November 13, 2006.
- Was signed by the Astros, January 7, 2008.
- Was signed by the Royals, December 3, 2008.
- Was signed by the Mets, May 13, 2010.

Career Playing Record

Yr	Club	Avg.	G	AB	R	H	2B	3B	HR	RBI	BB	SO	SB
1999	Pirates - R	.327	33	113	13	37	9	3	5	23	11	23	1
	Hickory - A	.273	4	11	1	3	0	0	0	0	0	3	0
	WilliamSPORT - A	.300	26	100	11	30	6	0	1	13	9	21	0
2000	Hickory - A	.348	110	420	78	146	29	1	23	90	46	91	1
2001	Altoona - AA	.258	112	426	51	110	25	1	11	56	37	103	1
2002	Pirates - R	.313	5	16	3	5	2	0	1	2	3	1	0
	Altoona - AA	.264	30	91	9	24	6	0	2	11	13	21	0
2003	Altoona - AA	.333	20	63	12	21	6	0	2	11	5	11	0
	Pirates - R	.400	20	65	16	26	9	0	4	23	12	5	0
	Pittsburgh	1.000	1	1	0	1	0	0	0	0	0	0	0
2004	Nashville - AAA	.288	92	309	38	89	21	1	15	49	23	72	1
	Pittsburgh	.111	5	9	1	1	1	0	0	0	0	2	0
2005						Did Not Play							
2006	Corpus Christi - AA	.325	97	379	58	123	23	2	10	69	32	44	2
	Round Rock - AAA	.412	31	114	25	47	15	0	5	36	9	15	0
	Houston	.000	4	9	0	0	0	0	0	0	0	2	0
2007	Norfolk - AAA	.298	110	419	52	125	32	2	11	66	43	59	1
	Baltimore	.211	19	38	5	8	2	0	3	3	1	11	0
2008	Round Rock - AAA	.306	127	454	63	139	25	0	18	60	53	52	1
	Houston	.000	3	3	0	0	0	0	0	1	0	1	0
2009	Omaha - AAA	.251	127	505	58	127	24	0	9	53	33	57	0
2010	Buffalo - AAA	.253	67	225	20	57	14	0	4	29	13	31	0
Major League Totals		.167	32	60	6	10	3	0	3	4	1	16	0
Minor League Totals		.299	1011	3710	508	1109	246	10	121	591	342	609	8



DEREK

JOHNSON

PITCHING COACH

36

Age: 47 **Ht.:** 5-10 **Wt.:** 215 **B:** R **T:** L **Seasons In Majors:** None

Born: 7/16/71 **Birthplace:** Gibson City, IL **Resides:** Nashville, TN

Joined Reds Organization: On 11/2/18, as pitching coach

Joined Major League Coaching Staff: On 11/2/18, as pitching coach

PROFESSIONAL COACHING CAREER: Derek Johnson is in his first season in the organization...on 11/2/18 was named pitching coach on new manager David Bell's Major League staff...spent the previous 3 seasons in the same position with the Brewers...Mil's cumulative team ERA of 3.94 ERA over the 2016-2018 seasons was the fourth-best in the National League in that span behind the Dodgers (3.49), Cubs (3.58) and Nationals (3.81) and eighth-best in the Major Leagues...in 2018, Brewers pitchers established franchise records for strikeouts in a season (1,428) and lowest opponents' batting average (.233)...the previous club record for lowest opponents' BA in a season was .246 (2011)...in 2017, the Brewers' 3.54 ERA from 7/28 through the remainder of the season (58g) ranked third in the Major Leagues in that span behind only the Indians (2.67) and Yankees (3.50)...in 2016, from 8/22 through the remainder of the season (39g) Brewers pitchers posted a 3.13 ERA, the best in the Major Leagues...for 3 seasons from 2013-2015, in his first professional coaching position was the minor league pitching coordinator for the Chicago Cubs.

JOHNSON'S PITCHING STAFFS

Team	Year	ERA	NL Rank
Brewers	2018	3.73	4th
Brewers	2017	4.00	5th
Brewers	2016	4.08	7th
2016 - 2018		3.94	4th

COLLEGE COACHING CAREER: From 2002-2012 was the pitching coach at Vanderbilt University...in his last 3 seasons with the Commodores also served as associate head coach...was National Pitching Coach of the Year in 2004 and National Assistant Coach of the Year in 2010...in 2011 helped lead Vanderbilt to its first College World Series appearance, guiding a staff that featured 8 pitchers who were selected in Major League Baseball's first-year player draft...also coached at Eastern Illinois University (1994), Southern Illinois University (1995-1997) and Stetson University (1998-2001)...as a college coach, mentored 13 pitchers who have appeared in the Major Leagues, including Jason Frasier (Southern Illinois), Lenny DiNardo (Stetson), Jeremy Sowers (Vanderbilt), Jensen Lewis (Vanderbilt), Mike Minor (Vanderbilt), David Price (Vanderbilt), Sonny Gray (Vanderbilt), Nick Christiani (Vanderbilt), Taylor Hill (Vanderbilt), Drew Verhagen (Vanderbilt), Caleb Cotham (Vanderbilt), Drew Hayes (Vanderbilt) and Matt Buschmann (Vanderbilt)...helped produce 6 first round/supplemental first round draft picks, including Jeremy Sowers (6th overall, Cle, 2004), David Price (1st, TB, 2007), Casey Weathers (8th, Col, 2007), Mike Minor (7th, Atl, 2009), Sonny Gray (18th, Oak, 2011) and Grayson Garvin (59th, TB, 2011).

PERSONAL: Graduated from University High School in Normal, Illinois...attended Lakeland (FL) Junior College from 1989-1991 before graduating from Eastern Illinois University in 1994...in 1993 was All Mid-Continent Conference as a lefthanded pitcher...in 2012 authored *The Complete Guide To Pitching*...wife's name is Tasha...they have a son, Teague, and a daughter, Taite.

MOST RECENT PITCHING COACHES

2019 Derek Johnson	2006 * Tom Hume	1984 Stan Williams
2018 ^ Danny Darwin	2005-06 Vern Ruhle	1979-83 Bill Fischer
2016-18 Mack Jenkins	1993-2005 Don Gullett	1970-78 Larry Shepard
2016 Mark Riggins & ^ Mack Jenkins	1992-93 Larry Rothschild	1969 Harvey Haddix
2014-15 Jeff Pico	1990-91 Stan Williams	1966-68 Mel Harder
2010-13 Bryan Price	1986-89 Scott Breeden	
2007-09 Dick Pole	1984-85 Jim Kaat	* Bullpen coach, served as interim pitching coach ^ Interim pitching coach



CRISTIAN
PÉREZ

@Cris_Perez18

ASSISTANT COACH

89

Age: 23 **Ht.:** 6-3 **Wt.:** 205 **B:** R **T:** R **Seasons In Majors:** None

Born: 7/24/95 **Birthplace:** Miami, FL **Resides:** Miami, FL

Joined Reds Organization: On 1/28/19, as assistant bullpen/advance scouting coach

Joined Major League Coaching Staff: On 1/28/19, as assistant bullpen/advance scouting coach

PROFESSIONAL CAREER: Cristian Pérez is in his first season in the organization...on 1/28/19 joined new manager David Bell's Major League staff as assistant bullpen/advance scouting coach...from April 2018 until he was hired by the Reds, he served as a fellow in the league economics and operations department at Major League Baseball's Office of the Commissioner in New York, where he focused on international first-year player acquisitions and Asian transfers...helped coordinate MLB's international drug and safety programs...during parts of the 2017 and 2018 seasons, Pérez worked as a baseball operations intern with the Arizona Diamondbacks.

BULLPEN / ADVANCE SCOUTING
2019 Cristian Pérez

PERSONAL: Was born and raised in Miami...in 2013 graduated from Christopher Columbus High School...a former catcher, from 2013-2016 he played baseball for 3 seasons at Duke University before finishing his collegiate playing career in 2017 for the University of Southern California...while at Duke was named to the All-ACC Academic Team in 2015 and graduated with a bachelor of arts degree in sociology with a minor in economics and certification in markets and management...earned his master of science degree while playing at USC...finished his collegiate playing career at Duke and USC with 13 HR and 79 RBI in 170 games...follow on Twitter @Cris_Perez18.



JEFF
PICKLER

GAME PLANNING / OF COACH

61

Age: 43 **Ht.:** 5-10 **Wt.:** 186 **B:** L **T:** R **Seasons In Majors:** None

Born: 1/6/76 **Birthplace:** Garden Grove, CA **Resides:** Chandler, AZ

Joined Reds Organization: On 11/28/18, as game planning and outfield coach

Joined Major League Coaching Staff: On 11/28/18, as game planning and outfield coach

COACHING CAREER: Jeff Pickler is in his first season in the organization and in his third year as a coach on a Major League staff...spent the 2017 and 2018 seasons with the Twins as their outfield coach and coordinator of Major League development, a position in which he advised all coaches and players on game preparation and strategy and coordinated the communication between Minnesota's Major League staff and player development...began his professional baseball career in 2006 with the Diamondbacks and for 3 seasons served as their advance scout and consultant to the Major League staff...also worked for the Padres as a special assignment scout (2010, 2012-2014), for the Angels as minor league infield coordinator (2011) and for the Dodgers as a special assistant in their scouting and player development departments (2015-2016)...in 2009 worked for the University of Arizona as an assistant coach.

GAME PLANNING COACHES
2019 Jeff Pickler

PLAYING CAREER: The former infielder was selected by the Brewers in the 11th round of the June 1998 first-year player draft...played 8 seasons in the minor league systems of the Brewers (1998-2001), Rangers (2002-2004) and Rockies (2005).

PERSONAL: In 1994 graduated from Foothill (CA) High School...in 1995 attended Cypress (CA) Junior College, where he was an All-America selection...from 1996-1998 attended the University of Tennessee, where in 1998 he was the Scholar Athlete of the Year, Southeastern Conference Player of the Year and a consensus first team All-American...graduated magna cum laude with a bachelor of science degree in business administration with an emphasis in marketing...earned a master's degree in teaching and learning from National University...his father, Scott Pickler, has been the head coach at Cypress Junior College for 35 years and is a member of the American Baseball Coaches Association Hall of Fame...wife's name is Erica.

PICKLER'S CAREER TRANSACTIONS

-- Was selected by the Brewers in the 11th round of the 1998 first-year player draft.

Career Playing Record

Yr	Club	Avg.	G	AB	R	H	2B	3B	HR	RBI	BB	SO	SB
1998	Ogden - R	.364	71	280	55	102	22	0	4	49	39	25	20
1999	Stockton - A	.338	80	311	40	105	14	3	1	42	23	29	7
	Huntsville - AA	.279	51	183	20	51	8	1	1	23	15	25	9
2000	Huntsville - AA	.303	71	254	34	77	11	0	0	26	30	28	15
	Indianapolis - AAA	.307	56	189	34	58	6	1	1	20	24	27	14
2001	Huntsville - AA	.287	134	523	74	150	17	2	0	32	60	51	34
2002	Tulsa - AA	.167	6	24	2	4	0	0	0	0	2	3	1
	Oklahoma - AAA	.299	96	394	62	118	19	0	0	32	54	44	17
2003	Oklahoma - AAA	.222	125	486	68	108	20	5	2	36	64	74	32
2004	Oklahoma - AAA	.311	86	354	64	110	22	5	1	51	34	49	15
2005	Col. Springs - AAA	.331	128	423	72	140	26	6	5	50	41	46	16
Minor League Totals		.299	904	3421	525	1023	165	23	15	361	386	401	180



LEE

TUNNELL

60

BULLPEN COACH

Age: 58 Ht.: 6-1 Wt.: 180 B: R T: R Seasons In Majors: 6

Born: 10/30/60 Birthplace: Tyler, TX Resides: Oklahoma City, OK

Joined Reds Organization: On 11/1/05, as pitching coach at Class AAA Louisville; on 11/28/18, as bullpen coach

Joined Major League Coaching Staff: On 11/28/18, as bullpen coach

COACHING CAREER: Lee Tunnell in 2019 returns to the organization after 10 seasons with the Brewers... previously worked for the Reds in 2006, originally as pitching coach at Louisville before joining the Major League staff in March as interim bullpen coach, then from 2007-2008 as a pro scout...worked as the Brewers' minor league pitching coordinator from 2009 until 7/30/12, when he was promoted to bullpen coach on the Major League staff...remained in that position through the 2018 season...from 2016-2018 worked with pitching coach Derek Johnson...the Brewers' cumulative team ERA of 3.94 ERA over the 2016-2018 seasons was the fourth-best in the National League in that span behind the Dodgers (3.49), Cubs (3.58) and Nationals (3.81)...in 2018, Brewers pitchers established franchise records for strikeouts in a season (1,428) and lowest opponents' batting average (.233) and for only the second time in franchise history had 3 relievers with at least 10 saves (Corey Knebel, Jeremy Jeffress, Josh Hader)...the Brewers' bullpen produced 3 National League

All-Stars in 2017 (Knebel) and 2018 (Hader, Jefress)...the Brewers' bullpen set individual Major League single-season records for most consecutive games with a strikeout (45 in 2017), most consecutive strikeouts (16 in 2018) and most strikeouts by lefthanded relievers (143 in 2018)...before he joined the Reds in 2006 worked for the Rangers from 1997-2005, including 7 seasons as a minor league pitching coach and 2 years as minor league pitching coordinator...from 2007-2008 was the director of North America scouting for the Fukuoka SoftBank Hawks of the Japanese Pacific League.

PLAYING CAREER: Was selected by Pittsburgh in the second round (40th overall) of the June 1981 amateur draft...appeared in the 1987 World Series for StL vs Min...his 28-inning scoreless streak for the Pirates in 1983 was the longest by a starter in the National League that season...from 1991-1993 pitched in Japan for Fukuoka.

MOST RECENT BULLPEN COACHES

2019	Lee Tunnell
2016-18	Ted Power
2014-16	Mack Jenkins
2008-13	Juan Lopez
2007	Tom Hume
2006	* Lee Tunnell
1996-2006	** Tom Hume
1994-95	Grant Jackson
1993	Don Gullett, Dave Miley
1992	John McLaren
1990-91	Larry Rothschild
* Interim bullpen coach	
** In 2006 served as interim pitching coach	

PERSONAL: Graduated from Austin (TX) Anderson High School, where he played baseball, football and basketball...attended Baylor University...in 2018 earned a bachelor's degree in business management/leadership from Wisconsin Lutheran University...wife's name is Bea...they have 4 children and 6 grandchildren.

TUNNELL'S CAREER TRANSACTIONS

- Was selected by the Pirates in the second round of the June 1981 amateur draft.
- Was acquired by the Cardinals in exchange for cash considerations, April 6, 1987.
- Was signed by the Twins, February 13, 1989.

Career Playing Record

Yr	Club	W-L	ERA	G	GS	CG	SHO	SV	IP	H	R	ER	BB	SO
1982	Pittsburgh	1-1	3.93	5	3	0	0	0	18.1	17	8	8	5	4
1983	Pittsburgh	11-6	3.65	35	25	5	3	0	177.2	167	81	72	58	95
1984	Pittsburgh	1-7	5.27	26	6	0	0	1	68.1	81	44	40	40	51
1985	Pittsburgh	4-10	4.01	24	23	0	0	0	132.1	126	70	59	57	74
1987	St. Louis	4-4	4.84	32	9	0	0	0	74.1	90	45	40	34	49
1989	Minnesota	1-0	6.00	10	0	0	0	0	12.0	18	8	8	6	7
Major League Totals		22-28	4.23	132	66	5	3	1	483.0	499	256	227	200	280

World Series Record

Yr	Club, Opponent	W-L	ERA	G	GS	CG	SHO	SV	IP	H	R	ER	HR	BB	SO	WP	BK
87	StL vs Min	0-0	2.08	2	0	0	0	0	4.1	4	2	1	1	2	1	0	0



ROLANDO

VALLES

ASSOCIATE COACH

88

Age: 39 Ht.: 6-4 Wt.: 200 B: L T: L Seasons In Majors: None

Born: 7/27/79 Birthplace: Maracaibo, VZ Resides: Litchfield Park, AZ

Joined Reds Organization: On 1/24/19, as associate coach

Joined Major League Coaching Staff: On 1/24/19, as associate coach

COACHING CAREER: Rolando Valles (pronounced VAH-yes) is in his first season in the organization...on 1/24/19 was named associate coach on new manager David Bell's Major League staff...before joining the Reds spent 11 seasons in the player development system of the Brewers...joined that organization in 2008 and for 9 years served as Mil's minor league liaison to Latino players...in that role, he assisted with the off-field needs and development of the Brewers' non-English speaking players...was pitching coach for the rookie Arizona League Brewers from 2010-2013 and again in 2016 and pitching coach for Helena in the Pioneer League from 2014-2015 and 2017-2018.

ASSOCIATE COACHES

2019 Rolando Valles

PLAYING CAREER: Before joining the Brewers' player development department pitched for 10 seasons in the minor leagues and independent leagues...in April 1997 was signed by the Astros as a non-drafted free agent...after 5 years in Hou's system, played in independent leagues with the Amarillo Dillas (2002-2003) and New Haven County Cutters (2005-2007)...in 2007 served as New Haven County's player/pitching coach.


PERSONAL: The native of Venezuela lives in the Phoenix suburb of Litchfield Park with wife Angelica and children Rolando and Claudia.

VALLES' CAREER TRANSACTIONS

-- Was signed by the Astros as a non-drafted free agent, April 11, 1997.

Career Playing Record

Yr	Club	W-L	ERA	G	GS	CG	SHO	SV	IP	H	R	ER	BB	SO
00	Martinsville - R	5-2	3.43	19	0	0	0	3	39.1	34	17	15	20	32
01	Pittsfield - A	2-2	5.50	22	0	0	0	0	34.1	48	29	21	20	35
02	Amarillo - IND	2-0	4.71	34	2	0	0	0	49.2	64	28	26	10	37
03	Amarillo - IND	10-5	3.82	21	20	1	0	0	125.0	145	61	53	26	81
05	New Haven County - IND	9-6	3.59	18	18	3	1	0	125.1	145	60	50	27	85
06	New Haven County - IND	9-5	2.81	18	18	2	0	0	118.1	103	41	37	23	74
07	New Haven County - IND	5-5	3.56	21	15	1	1	0	103.2	114	56	41	24	60
Minor Totals		7-4	4.40	41	0	0	0	3	73.2	82	46	36	40	67
Independent Totals		35-21	3.57	112	73	7	2	0	522.0	571	246	207	110	337



TURNER WARD

HITTING COACH

31

Age: 53 **Ht.:** 6-2 **Wt.:** 200 **B:** R **T:** R **Seasons in Majors:** 12

Born: 4/11/65 **Birthplace:** Orlando, FL **Resides:** Saraland, AL

Joined Reds Organization: On 11/6/18, as hitting coach

Joined Major League Coaching Staff: On 11/6/18, as hitting coach

COACHING CAREER: Turner Ward is in his first season in the organization...on 11/6/18 was hired as hitting coach on new manager David Bell's Major League staff...joined the Reds after spending the 2016-2018 seasons as hitting coach for the Dodgers, who won the National League West Division in all 3 of his years there and advanced to consecutive World Series in 2017 and 2018...in each of his 3 seasons in LA, Dodgers batters increased their run production

over the prior year...over the course of his tenure there, LAD ranked first in the National League in team home runs, second in walks, third in slugging percentage, fourth in on-base percentage and fifth in runs scored...in each of the 2017 and 2018 seasons, the Dodgers established club records for home runs, extra-base hits and slugging percentage...in 2018, Dodgers batters led the NL with a franchise record 235 HR while establishing new Los Angeles records with 564 extra-base hits and a .442 slugging percentage...7 Dodgers batters produced at least 20 home runs in 2018, the most in club history and the most ever by a National League club...before he was hired by LAD spent 8 years in the Diamondbacks organization, as Class AA Mobile's hitting coach from 2008-2010, as Mobile's manager from 2011-2012 and as the Major League club's assistant hitting coach in 2013 before he was promoted to hitting coach for the 2014 and 2015 seasons...in 4 seasons overall as a minor league manager went .216-190 (.532)...his Mobile teams won consecutive Southern League championships in 2011 and 2012...in 2011, Ward was the Southern League Manager of the Year and Mobile the Minor League Team of the Year as voted by *Baseball America*...in 2012 was a coach for the World Team at the All-Star Futures Game at KC and managed in the Southern League All-Star Game.

PLAYING CAREER: The former outfielder was selected by the Yankees in the 18th round of the June 1986 amateur draft...played 12 seasons in the Major Leagues with the Indians (1990-1991), Blue Jays (1991-1993), Brewers (1994-1996), Pirates (1997-1999), Diamondbacks (1999-2000) and Phillies (2001)...in 1992 and 1993 played for the Blue Jays' World Series championship teams...hit a pinch-hit, 2-run HR in Game 3 of the 1999 NL Division Series for Ari vs NYM...was playing RF for the Pirates vs the Dodgers on 5/3/98 at Three Rivers Stadium when the momentum of his leaping catch of Mike Piazza's fly ball carried him through the outfield wall.

PERSONAL: Graduated from Satsuma (AL) High School...attended the University of South Alabama in Mobile, where he was a teammate of 19-year veteran Major Leaguer Luis Gonzalez, and Faulkner State Junior College...was inducted into the Southern League Hall of Fame in 2015, the Mobile (AL) Sports Hall of Fame in 2007 and the Alabama Junior College Hall of Fame in 1996...in 2016 earned his bachelor's degree in business administration from the University of Phoenix...wife's name is Donna...they have 3 children, Tucker, Olin and Kendall...his son Tucker, a righthanded pitcher, was selected out of Louisiana Tech University by the Diamondbacks in the 40th round of the 2015 first-year player draft.

WARD'S MANAGERIAL RECORD

Year	Club	League	W-L	Pct.	Place
2006	GCL Pirates	Gulf Coast	27-26	.509	2nd
2007	State College	NY-Penn	36-39	.480	3rd
2011	Mobile ^{**}	Southern	84-54	.609	2nd / 1st
2012	Mobile [*]	Southern	69-71	.492	1st / 5th

Minor League Totals **216-190** **.532**
2011 Southern League Manager of the Year
* Southern League champions, ** Baseball America Minor League Team of Year
MOST RECENT HITTING COACHES

2019	Turner Ward	2002	Jim Lefebvre	1995-96	Hal McRae
2014-18	Don Long	2001	Ken Griffey Sr.	1993-94	Ray Knight
2007-13	Brook Jacoby	1999-2000	Denis Menke	1987-92	Tony Perez
2004-06	Chris Chambliss	1997-98	Ken Griffey Sr.	1985-87	Billy DeMars
2003	Ray Knight, Tom Robson	1997	Denis Menke	1970-84	Ted Kluszewski

WARD'S CAREER TRANSACTIONS

- Was selected by the Yankees in the 18th round of the June 1986 amateur draft.
- Was acquired by the Indians, along with C Joel Skinner, in exchange for OF Mell Hall, March 19, 1989.
- Was acquired by the Blue Jays, along with RHP Tom Candiotti, in exchange for LHP Denis Boucher, OF Glenallen Hill, OF Mark Whiten and cash, June 27, 1991.
- Was claimed off waivers by the Brewers, November 24, 1993.
- Was signed by the Pirates as a free agent, April 22, 1997.
- Was released by the Pirates, August 11, 1999...was signed by the Diamondbacks as a free agent, August 18, 1999.
- Was signed by the Phillies as a free agent, December 20, 2000.

Career Playing Record

Yr	Club	Avg.	G	AB	R	H	2B	3B	HR	RBI	BB	SO	SB
1990	Cleveland	.348	14	46	10	16	2	1	1	10	3	8	3
1991	Cleveland	.230	40	100	11	23	7	0	0	5	10	16	0
	Toronto	.308	8	13	1	4	0	0	0	2	1	2	0
1992	Toronto	.345	18	29	7	10	3	0	1	3	4	4	0
1993	Toronto	.192	72	167	20	32	4	2	4	28	23	26	3
1994	Milwaukee (AL)	.232	102	367	55	85	15	2	9	45	52	68	6
1995	Milwaukee (AL)	.264	44	129	19	34	3	1	4	16	14	21	6
1996	Milwaukee (AL)	.179	43	67	7	12	2	1	2	10	13	17	3
1997	Pittsburgh	.353	71	167	33	59	16	1	7	33	18	17	4
1998	Pittsburgh	.262	123	282	33	74	13	3	9	46	27	40	5
1999	Pittsburgh	.209	49	91	2	19	2	0	0	8	13	9	2
	Arizona	.348	10	23	6	8	1	0	2	7	2	6	0
2000	Arizona	.173	15	52	5	9	4	0	0	4	5	7	1
2001	Philadelphia	.267	17	15	1	4	1	0	0	2	1	6	0
Major League Totals		.251	626	1548	210	389	73	11	39	219	186	247	33

Division Series Record

Yr	Club, Opponent	Avg.	G	AB	R	H	2B	3B	HR	RBI	BB	SO	SB
1999	Ari vs NYM	.500	3	2	2	1	0	0	1	3	1	0	0

BASEBALL OPERATIONS SUPPORT STAFF



BO THOMPSON - Manager of Advance Scouting

Bo Thompson is in his fifth season with the Reds organization, his first as manager of advance scouting. He joined the organization full-time in November 2014 following an internship in the front office over the 2013 and 2014 seasons. He worked as a baseball operations analyst in 2015 and 2016 and served as the manager of Major League video operations in 2017 and 2018. In that most recent role, Bo was involved in the collection of video, advance scouting and instant replay decision-making. A native of Boyd County, Kentucky, he graduated from the University of Kentucky in 2011 with a degree in accounting and business management before earning his MBA from UK in 2013. While in school, Bo was as an equipment manager and office assistant for the UK baseball team before he was named director of baseball operations from 2012-2013. Bo resides in Cincinnati.



JAMES BRAND - Major League Analyst

James Brand is in his second season in the organization. He is the first to fill the club's new traveling position of Major League team analyst. In 2018, Brand worked in the Reds' analytics department while enrolled in the University of Cincinnati's business analytics masters program. He is a graduate of Purdue University, where he majored in mathematics and statistics. In his new role, Brand will travel with the club and will be engaged in all Major League coach and player data and analysis requests, will assist with the advance scouting process and will work with the coaching staff to determine data driven methods for player improvement.


JULIO MORILLO - Baseball Operations Assistant & Spanish Translator

A native of Barinas, Venezuela, Julio Morillo is in his fourth season with the Major League team. He was signed by the Reds as an undrafted free agent in 2009, after he graduated from Colegio San Juan Bautista de la Salle. After 7 seasons in the organization as a catcher, he joined the front office in 2016 as the Major League team's Spanish-language translator and baseball operations assistant. Julio helps Spanish-speaking players communicate with media, coaches and staff and assists the manager of advance scouting.

CLUBHOUSE STAFF

RICK STOWE - Senior Director, Clubhouse Operations

Rick Stowe began his career as a bat boy and performed those duties from 1981-1983, when he became an assistant to his father, Bernie Stowe. In 1997, he was promoted to his current position. Rick is responsible for the day-to-day operations of the Reds' clubhouse, including the ordering of supplies and equipment and the upkeep of all equipment. In November 2001, Rick was named to the board of directors for the Cincinnati Reds Community Fund, for which he serves as chairman of the player relations committee. Rick and his wife, Marsha, reside in Cincinnati with their children Luke, Erica, Noah and Gabriel.


MARK STOWE - Home Clubhouse Assistant

In 1975, Mark Stowe became the first of Bernie Stowe's sons to join the Reds and, like his father, started out as a bat boy. Mark continued to work for his father in the Reds' clubhouse before he was named Visiting Clubhouse Manager in 1997. He returned to the home clubhouse prior to the 2019 season and will assist in the ordering of all equipment and clubhouse supplies and in the general upkeep of the Reds' clubhouse. Mark and his wife, Ann, reside in Cincinnati with their children Emily, Adam and Molly.


JOSH STEWART - Visiting Clubhouse Manager

Josh Stewart is responsible for running the visiting team's clubhouse during the regular season and assists in the Reds' clubhouse during Spring Training. He joined the organization in 1994 as a ball boy and visiting clubhouse attendant. He was a bat boy during the 1995 season and the next year began working in the visiting clubhouse. Josh worked in the clubhouse on the visiting side until 2003, when he was promoted to Rick Stowe's assistant in the Red' clubhouse. Prior to the 2019 season, he returned to the visiting clubhouse as manager. He graduated from the University of Cincinnati with a bachelor's degree in business (marketing). Josh often sings the National Anthem prior to games. He lives in Cincinnati with wife Amberly and son, Johnny.

TEAM TRAVEL

GARY WAHOFF - Senior Director, Team Travel

Gary Wahoff is entering his 31st season with the Reds, his 24th as the Major League club's Director of Travel. He is responsible for coordinating all phases of travel for Reds' players and staff, including all spring training arrangements in Goodyear, Arizona. Following the 2002 season, Wahoff was voted Traveling Secretary of the Year by his peers. Wahoff began his career in the stadium operations department and was named to his current position in February 1996. Prior to his current assignment, he spent 3 years as the club's field superintendent. He graduated in 1992 from Xavier University, where he earned his degree in finance. Gary and wife Kristine reside in Northern Kentucky with sons, Max, Elliot and Henry and daughter Gretchen.

MEDICAL STAFF



STEVE BAUMANN - Head Athletic Trainer, A.T.C.

Steve Baumann is in his fourth season as Head Athletic Trainer and in his 15th season overall on the Major League staff. He was named to his current position in November 2015 after spending 11 years as the Reds' Assistant Athletic Trainer. Steve joined the Reds full-time in November 1999 following an internship with the Major League team, then spent the next 5 seasons as a minor league athletic trainer. Steve worked at Rookie Billings from 2000-2002, at Class AA Chattanooga in 2003 and at Class AAA Louisville in 2004. In the fall of 2004, he worked in the Arizona Fall League. In 2017, Steve was one of the athletic trainers representing the National League at the All-Star Game in Miami. A native of Cincinnati, he graduated from the University of Cincinnati with a bachelor's degree in health promotion and education. He is a member of the National Athletic Trainers Association (NATA), Ohio Athletic Trainers

Association (OATA) and the Greater Cincinnati Athletic Trainers Association (GCATA). Steve and his wife Rachel reside in Mason with children Andrew and Natalie.



JIMMY MATTOCKS - Assistant Athletic Trainer, M.S., A.T.C. C.S.C.S.

Jimmy Mattocks is in his 14th season as an athletic trainer in the organization and in his fourth as Major League Assistant Athletic Trainer. He spent 5 seasons from 2011-2015 as the head athletic trainer for Class AAA Louisville. He also served as the athletic trainer for Reds affiliates in Rookie Billings (1 season), Class A Dayton (1 season) and Class AA Chattanooga/Carolina (3 seasons). A 2000 graduate of Washington High School in Phoenix, Mattocks earned his bachelor's degree in athletic training in 2004 from Northern Arizona University. In 2006, he earned a master's degree in exercise and sport science from Oregon State University while working as the athletic trainer for the men's soccer team. Jimmy lives in Northern Kentucky with his wife Alma and son Brady.



TOMAS VERA - Assistant Athletic Trainer, A.T.C.

Tomas Vera, 51, is in his ninth season as Reds Assistant Athletic Trainer, his 29th in professional baseball. He joined the organization in September 2006 as a minor league athletic trainer (Sarasota 2007-2008, Louisville 2009-2010). Prior to joining the Reds, he worked 12 years in the White Sox organization (Kannapolis 2004-2006, Great Falls 2003, Bristol 2002, Phoenix 2001, Tucson 1998-2000, Sarasota 1995-1997). In 1994, Tomas also worked for the Brewers in spring training/extended spring training. In 1990 he began his baseball career with the Venezuela Summer League's Azucareros de la Victoria and worked as an athletic trainer in the Venezuela Winter League with Aragua, Caracas, Cabimas and Pastora (1990-1996, 2009, 2012). He also spent time in the Dominican Winter League with Licey (1999-2002). Vera was the head athletic trainer for Venezuela in the 2006, 2009, 2013 and 2017 World Baseball Classics. He

received his degree in physical education from UPEL-Venezuela and is recognized as the first Venezuelan certified member of the NATA. Tomas is the son of Leandro Vera Fortique and Hilda Oviedo de Vera. He was born in Caracas, Venezuela and lives in Sarasota with wife Mariela and children Rafael and Carolina.

HEAD ATHLETIC TRAINERS

Steve Baumann	2016-present
Paul Lessard.....	2010-2015
Mark Mann.....	2003-2009
Greg Lynn.....	1993-2002
Larry Starr.....	1972-1992
Bill Cooper.....	1968-1971
Al "Hump" Wylder	1965-1967
"Doc" Rhode	1960-1964
"Doc" Wayne Anderson.....	1951-1959
Bob Bohn.....	1948-1950

ASSISTANT ATHLETIC TRAINERS

Jimmy Mattocks	2016-present
Tomas Vera	2011-present
Steve Baumann	2005-2015
Tim Elser	2004-2006
Nick Kenney	2003-2004
Lonnie Soloff.....	2003
Mark Mann.....	1995-2002
Doug Spreen	1992-1994
Dan Wright.....	1990-1991
Joe Harvey	1982-1989

**SEAN MAROHN - Director of Strength & Conditioning, M.S., C.S.C.S., RSCC*D**

Sean Marohn is entering his 17th season with the Reds organization, his sixth year with the Major League club. He served as Major League Strength and Conditioning Coordinator for the first 4 years and in 2018 as Director of Strength and Conditioning. Marohn also spent 9 seasons as the Minor League Strength and Conditioning Coordinator. He spent his first 2 seasons with the Reds as strength and conditioning coach for Class AAA Louisville (2003-2004). Marohn began his professional baseball career with the Milwaukee Brewers' rookie team in Ogden (2001), then worked with the Pittsburgh Pirates' rookie team in Williamsport (2002). A graduate of Newark (CA) Memorial High School, he received an associate's degree from Shasta College in Fire Technology, a bachelor of science degree in exercise physiology from California State University-Chico and a master of science degree in sports medicine/human performance from the University of Tennessee. During college, Sean was a firefighter/EMT for the city of Red Bluff, California, an EMT working on an ALS ambulance for St. Elizabeth Hospital and a professional rodeo cowboy in the CCPRA. While in the master's program at UT he was awarded a graduate assistantship as a strength coach for the football and baseball teams. The 2001 Volunteers baseball team advanced to the NCAA College World Series. Sean lives in Cincinnati with wife Jessica, daughter Elizabeth and son Jacob.

**ZACH GJESTVANG - Assistant Director, Strength & Conditioning M.S., C.S.C.S., RSCC**

Zach Gjestvang is in his 15th season in the organization, his second as Assistant Director of Strength and Conditioning. He spent the 2014-2017 seasons as the player development strength and conditioning coordinator. He spent his first 9 seasons as minor league strength and conditioning coach. Gjestvang has worked for rookie affiliates Billings (2005, 2011), AZL Goodyear (2010, 2012-2013) and GCL Sarasota (2008-2009) in addition to Class A Sarasota (2007) and Class AAA Louisville (2006). He was named 2011 Pioneer League Strength Coach of the Year 2012 Arizona League Strength Coach of the Year. A 1999 graduate of Moorhead (MN) Senior High School, Gjestvang received his bachelor's degree in exercise science in 2003 from Minnesota State University-Moorhead and his master's degree in exercise science and health promotion/performance enhancement and injury prevention in 2008 from California University of Pennsylvania. He lives in Cincinnati with wife Andrea, son Rohn and daughter Ayla.

MEDIA RELATIONS STAFF



ROB BUTCHER - Vice President, Media Relations

Rob Butcher joined the Reds as director of media relations on January 6, 1997 and was named vice president on December 27, 2016. He is in his 31st season in professional baseball, his 26th in the Major Leagues and his 23rd with the Reds. In December 2006, Butcher received Major League Baseball's Robert O. Fishel Award for public relations excellence. In 1988 he began his front office career as an intern with the Class AAA Columbus Clippers and worked there 5 seasons before he was named assistant director of media relations for the New York Yankees in March 1993. In June 1993, he was promoted to New York's director of media relations and held that position for 3 seasons until December 21, 1995. On behalf of Major League Baseball, Butcher has worked 21 All-Star Games (1994, 1995, 1999, 2001-2018) and 20 World Series (1995, 1997, 2000-11, 2013-2018). In March 2006, March 2009

and March 2017 he served as MLB's press liaison for Team USA during the World Baseball Classic and in November 2012 served as MLB's public relations liaison at the Taiwan qualifier for the 2013 WBC. Team USA won the gold medal at the 2017 WBC. Butcher graduated in 1981 from Wilmington (OH) High School and in 1985 from the University of Dayton with a degree in broadcasting and journalism. In August 1989, he received his master's degree in sport management from The Ohio State University. In September 2001, Rob was inducted into the Clinton County (OH) Sports Hall of Fame. He ran the 2010 Boston Marathon in 3:24:59. Butcher and his wife, Dana, live in the Northern Kentucky suburb of Park Hills with their border collie, Montego.



LARRY HERMS - Director, Media Relations

Larry Herms is in his 22nd season with the Reds, all in the media relations department. He joined the Reds as a media relations intern in January 1998, was named media relations assistant in November of that year and from 2006-2016 spent 11 seasons as assistant director of media relations before he was named director on December 27, 2016. On behalf of Major League Baseball, Herms has worked 7 National League Championship Series (2006-09, 2011, 2014, 2016) and the 2015 All-Star Game at Great American Ball Park. He began his baseball career in 1997 as an intern in the front office of the Class AAA American Association. A graduate of Cincinnati's Elder High School, he earned a bachelor of arts degree in communications from the University of Cincinnati in 1998. During the 2010-2011 basketball season, Herms filled in as the sports information department contact for the Bearcats men's basketball team. Larry and wife Maggie reside in Cleves with their daughter, Eden Elizabeth.



JAMIE RAMSEY - Director, Media Relations, Digital Content

Jamie Ramsey is in his 22nd season in the Reds organization and his 19th season in the media relations department. He joined the organization in 1997 as a member of the Cinergy Field grounds crew and worked in that capacity until his promotion to the front office in 2000, first working as an intern and then as a media relations assistant. In 2006 he was named assistant director of media relations, and in November 2012 he added digital content to his title. Jamie was named director on December 27, 2016. On behalf of Major League Baseball, he worked 5 National League Championship Series (2008-09, 2011, 2013-14) and the 2015 All-Star Game at Great American Ball Park. Born and raised in nearby Hamilton, Ramsey is a 1999 graduate of Miami University. An avid fan of indie rock music and yoga, he is the author of the top-rated Better Off Red blog and hosts the Better Off Red Podcast. Ramsey and his wife, Melissa, live in Montgomery with twin daughters Eleanor and Jocelyn.

MAJOR LEAGUE BASEBALL'S ROBERT O. FISHEL AWARD FOR PUBLIC RELATIONS EXCELLENCE

Robert O. Fishel (1981)	Phyllis Merhige (1991)	Rob Matwick (2001)	Jim Trdinich (2011)
Bob Brown (1982)	Richard Griffin (1992)	Mike Swanson (2002)	Staci Slaughter (2012)
Larry Shenk (1983)	John Blake (1993)	Rick Vaughn (2003)	Tim Hevly (2013)
Red Patterson (1984)	Katy Feeney (1994)	Jeff Idelson (2004)	Jason Zillo (2014)
Jim Ferguson (1985)	Howard Starkman (1995)	Randy Adamack (2005)	Brian Bartow (2015)
Fred Claire (1986)	Bill Guilfoile (1996)	Rob Butcher (2006)	Bart Swain (2016)
Jim Toomey (1987)	Dick Bresciani (1997)	Richard Levin (2007)	Gene Dias (2017)
Tom Mee (1988)	Jay Horwitz (1998)	Scott Reifert (2008)	Josh Rawitch (2018)
Donald Davidson (1989)	Bob DiBiasio (1999)	Pat Courtney (2009)	
Ned Colletti (1990)	Tim Mead (2000)	Jay Alves (2010)	

HOW THE 2019 REDS WERE BUILT (40-MAN ROSTER)
NON-DRAFTED AMATEUR FREE AGENTS (SIGNING SCOUT)

Player	Date Signed
Wandy Peralta, LHP (Richard Jimenez)	8/17/09
Jesus Reyes, RHP (Lee Seras)	8/28/14
Jose Siri, OF (Richard Jimenez)	9/21/12

MINOR LEAGUE FREE AGENTS

Player	Date Signed
-	-

WAIVER CLAIMS

Player	From	Date Claimed
Matt Bowman, RHP	StL	11/2/18
Scooter Gennett, 2B	Mil	3/28/17

RULE 5 DRAFT SELECTIONS

Player	From	Year
Connor Joe, C	LAD	2018

MAJOR LEAGUE FREE AGENTS

Player	Date Signed
Zach Duke, LHP	2/6/19
David Hernandez, RHP	1/30/18
Jared Hughes, RHP	12/26/17
Raisel Iglesias, RHP	6/27/14

FIRST-YEAR PLAYER DRAFT

Player	Round (Overall)	Year
Tucker Barnhart, C	10	2009
Alex Blandino, INF	1 (29)	2014
Phillip Ervin, OF	1 (27)	2013
Amir Garrett, LHP	22	2011
Jimmy Herget, RHP	6	2015
José López, RHP	6	2014
Michael Lorenzen, RHP	1A (38)	2013
Tyler Mahle, RHP	7	2013
Sal Romano, RHP	23	2011
Jackson Stephens, RHP	18	2012
Robert Stephenson, RHP	1 (27)	2011
Blake Trahan, INF	3	2015
Joey Votto, 1B	2	2002
Jesse Winker, OF	1A (49)	2012

ACQUIRED BY TRADE

Player	From	Date	In exchange for:
Curt Casali, C	Rays	5/31/18	Cash
Luis Castillo, RHP	Marlins	1/19/17	With RHP Austin Brice and minor league OF Isaiah White for RHP Dan Straily
Anthony DeSclafani, RHP	Marlins	12/11/14	Along with C Chad Wallach for RHP Mat Latos
Kyle Farmer, C/IF Matt Kemp, OF Yasiel Puig, OF Alex Wood, LHP	Dodgers	12/21/18	With cash for RHP Homer Bailey, minor league IF Jeter Downs and minor league RHP Josiah Gray
Sonny Gray, RHP	Yankees	1/21/19	With minor league LHP Reiver Sanmartin for IF Shed Long and Cin's 2019 Compensation Balance A draft pick
Keury Mella, RHP	Giants	7/30/15	With OF Adam Duvall for RHP Mike Leake
Brandon Finnegan, LHP Cody Reed, LHP	Royals	7/26/15	Along with LHP John Lamb for RHP Johnny Cueto
José Peraza, INF Scott Schebler, OF	Dodgers	12/16/15	Along with IF Brandon Dixon as part of a 3-team deal in which WSox acquired 3B Todd Frazier
Tanner Roark, RHP	Nationals	12/12/18	For RHP Tanner Rainey
Lucas Sims, RHP Matt Wisler, RHP	Braves	7/30/18	For OF Adam Duvall
Eugenio Suárez, INF	Tigers	12/11/14	Along with RHP Jonathon Crawford for RHP Alfredo Simon

DICK WILLIAMS' ACQUISITIONS SINCE OCTOBER 3, 2016 (40-MAN ROSTER)

NON-DRAFTED AMATEUR FREE AGENTS (SIGNING SCOUT)

Player	Date Signed
-	-

MINOR LEAGUE FREE AGENTS

Player	Date Signed
-	-

WAIVER CLAIMS

Player	From	Date Claimed
Matt Bowman, RHP	StL	11/2/18
Scooter Gennett, 2B	Mil	3/28/17

RULE 5 DRAFT SELECTIONS

Player	From	Year
Connor Joe, C	LAD	2018

MAJOR LEAGUE FREE AGENTS

Player	Date Signed
Zach Duke, LHP	2/6/19
David Hernandez, RHP	1/30/18
Jared Hughes, RHP	12/26/17

FIRST-YEAR PLAYER DRAFT

Player	Round (Overall)	Year
-	-	-

ACQUIRED BY TRADE

Player	From	Date	In exchange for:
Curt Casali, C	Rays	5/31/18	Cash
Luis Castillo, RHP	Marlins	1/19/17	With RHP Austin Brice and minor league OF Isaiah White for RHP Dan Straily
Kyle Farmer, C/IF Matt Kemp, OF Yasiel Puig, OF Alex Wood, LHP	Dodgers	12/21/18	With cash for RHP Homer Bailey, minor league IF Jeter Downs, minor league RHP Josiah Gray
Sonny Gray, RHP	Yankees	1/21/19	With minor league LHP Reiver Sanmartin for IF Shed Long and Cin's 2019 Compensation Balance A draft pick
Tanner Roark, RHP	Nationals	12/12/18	For RHP Tanner Rainey
Lucas Sims, RHP Matt Wisler, RHP	Braves	7/30/18	For OF Adam Duvall

Cincinnati Reds 40-Man Roster

MANAGER: #25 David Bell **COACHES:** #45 Freddie Benavides, #65 Caleb Cothran, #90 Delino DeShields, #64 Donnie Eckert, #56 J.R. House, #36 Derek Johnson, #89 Cristian Pérez, #61 Jeff Pickler, #60 Lee Tunnell, #88 Rolando Valles, #31 Turner Ward

#	PITCHERS	B	T	HT	WT	Age	Born	Birthplace	Resides	2018 Club(s)										MIS				
										W-L	ERA	G	GS	CG	SHO	SV	IP	H	R		ER	BB	SO	
67	BOWMAN, Matt	R	R	6-0	185	27	5/31/91	Chevy Chase, MD	New York, NY	St. Louis	0-2	6.26	22	0	0	0	0	23.0	29	16	16	11	26	2,102
58	CASTILLO, Luis	R	R	6-2	190	26	12/12/92	Bani, DR	Bani, DR	Cincinnati	0-1	4.30	18	0	0	0	1	23.0	23	13	11	8	30	
28	DeSCLAFANI, Anthony	R	R	6-1	195	28	4/18/90	Freehold, NJ	Freehold, NJ	Cincinnati	10-12	4.30	31	31	0	0	0	169.2	158	89	81	49	165	1,101
										Cincinnati	7-8	4.93	21	21	0	0	0	115.0	118	68	63	30	108	4,062
										#Louisville - AAA	0-2	6.35	2	2	0	0	0	11.1	15	8	8	2	10	
										#Pensacola - AA	0-1	2.25	2	2	0	0	0	8.0	5	3	2	1	12	
32	DUKE, Zach	L	L	6-2	210	35	4/19/63	Clifton, TX	Gallatin, TN	Minnesota	3-4	3.62	45	0	0	0	0	37.1	44	19	15	15	39	12,054
										Seattle	2-1	5.52	27	0	0	0	0	14.2	13	9	6	12	14	
29	FINNEGAN, Brandon	L	L	5-11	198	25	4/14/93	Fort Worth, TX	Fort Worth, TX	Cincinnati	0-3	7.40	5	5	0	0	0	20.2	27	20	17	15	14	2,150
										Louisville - AAA	2-10	7.05	28	9	0	0	0	67.2	90	65	53	40	57	
50	GARRETT, Amir	R	L	6-5	228	26	5/3/92	Victorville, CA	Las Vegas, NV	Cincinnati	1-2	4.29	66	0	0	0	0	63.0	56	30	30	25	71	1,099
54	GRAY, Sonny	R	R	5-10	192	29	11/7/89	Nashville, TN	Nashville, TN	Cincinnati	1-2	4.29	66	0	0	0	0	130.1	138	73	21	57	63	5,061
49	HERGET, Jimmy	R	R	6-3	170	25	9/9/93	Tampa, FL	Tampa, FL	New York (AL)	11-9	4.90	30	23	0	0	0	59.2	59	28	23	21	65	0,000
37	HERNANDEZ, David	R	R	6-3	245	33	5/13/85	Sacramento, CA	Elk Grove, CA	Louisville - AAA	1-3	3.47	50	0	0	0	0	64.0	46	20	18	17	65	9,084
										Cincinnati	5-2	2.53	57	0	0	0	0	81.0	78	32	28	34	54	
										#Louisville - AAA	0-0	19.29	3	0	0	0	0	2.1	6	5	5	0	3	
48	HUGHES, Jared	R	R	6-7	240	33	7/4/85	Stamford, CT	Prospert, TX	Cincinnati	4-3	1.94	72	0	0	0	0	78.2	57	17	17	23	59	6,162
26	IGLESIAS, Raisel	R	R	6-2	188	29	1/4/90	Isia de la Juventud, Cuba	Miami, FL	Cincinnati	2-5	2.38	66	0	0	0	30	72.0	52	22	19	25	80	3,154
72	LOPEZ, José	R	R	6-1	205	25	9/1/93	Santiago, DR	Cranbury, NJ	Louisville - AAA	5-13	4.47	26	26	0	0	0	141.0	142	75	70	41	117	0,000
21	LORENZEN, Michael	R	R	6-3	217	27	1/4/92	Anaheim, CA	Alexandria, KY	Cincinnati	4-2	3.11	45	3	0	0	1	81.0	78	32	28	34	54	3,159
										#Pensacola - AA	0-0	0.00	3	0	0	0	0	4.0	1	0	0	1	3	
30	MAHLE, Tyler	R	R	6-3	210	24	9/29/94	Newport Beach, CA	Huntington Beach, CA	Cincinnati	2-1	2.73	5	5	0	0	0	29.2	22	9	9	11	20	
										Louisville - AAA	0-0	8.68	4	0	0	0	0	9.1	13	9	9	8	8	0,065
63	MELLA, Keury	R	R	6-2	200	25	8/2/93	Bonao, DR	Bonao, DR	Cincinnati	2-1	2.74	5	5	0	0	0	23.0	20	9	7	6	14	
										Louisville - AAA	2-1	2.74	5	5	0	0	0	23.0	20	9	7	6	14	
										Pensacola - AA	7-3	3.07	16	16	0	0	0	85.0	70	37	29	31	87	
53	PERALTA, Wandy	L	L	6-0	220	27	7/27/91	SF de Macoris, DR	SF de Macoris, DR	Cincinnati	2-2	5.36	59	0	0	0	0	45.1	58	32	27	31	31	2,010
										Louisville - AAA	1-0	3.14	13	0	0	0	0	14.1	13	5	5	7	10	
23	REED, Cody	L	L	6-5	230	25	4/15/93	Memphis, TN	Lakeland, TN	Cincinnati	1-3	3.98	17	7	0	0	0	43.0	45	21	19	15	42	1,067
										Louisville - AAA	4-8	3.92	18	17	0	0	0	105.2	109	50	46	31	105	
57	REYES, Jesús	R	R	6-2	180	26	2/21/93	Santo Domingo, DR	Brooklyn, NY	Cincinnati	0-0	3.18	5	0	0	0	0	5.2	4	4	2	2	2	0,027
										Louisville - AAA	1-2	5.27	9	0	0	0	0	13.2	15	8	8	9	9	
										Pensacola - AA	1-8	3.94	29	6	0	0	2	64.0	59	45	28	27	63	
35	ROARK, Tanner	R	R	6-2	240	32	10/5/86	Wilmington, IL	Atlanta, GA	Washington	9-15	4.34	31	30	0	0	0	160.1	181	90	87	50	146	5,055
47	ROMANO, Sal	L	R	6-5	255	25	10/12/93	Syosset, NY	Plattsville, CT	Cincinnati	8-11	5.31	39	25	0	0	0	145.2	155	92	86	53	105	1,081
39	SIMS, Lucas	R	R	6-2	225	24	5/10/94	Lawrenceville, GA	Lawrenceville, GA	Cincinnati	0-0	6.75	3	0	0	0	0	5.1	3	4	4	5	6	0,110
										Louisville - AAA	0-2	3.81	5	5	0	0	0	28.1	20	14	12	5	32	
										Atlanta	0-0	7.84	6	0	0	0	0	10.1	12	9	9	8	10	
										Gwinnett - AAA	4-3	2.84	15	14	0	0	0	73.0	66	29	23	14	33	
62	STEPHENS, Jackson	R	R	6-2	220	24	5/11/94	Oxford, AL	Pensacola, FL	Cincinnati	2-3	4.93	29	0	0	0	0	38.1	50	30	21	35	83	1,000
										Louisville - AAA	1-1	5.32	16	7	0	0	0	44.0	46	30	26	16	35	

55 STEPHENSON, Robert	R	R	6-3	215	26	2/24/93	Martinez, CA	Martinez, CA	0-2	9.26	4	3	0	0	0	0	0	0	0	11.2	17	12	12	12	12	11	1,049
41 WISLER, Matt	R	R	6-3	215	26	9/12/92	Bryan, OH	Smyrna, GA	11-6	2.87	20	20	1	0	0	113.0	74	41	36	57	135						2,042
40 WOOD, Alex	R	L	6-4	215	28	11/2/91	Charlotte, NC	Miami, FL	1-1	1.83	8	2	0	0	0	19.2	19	5	4	3	21						
									1-1	5.40	7	3	0	0	0	26.2	30	16	16	5	21						
									4-4	4.37	13	13	2	1	0	70.0	79	35	34	14	65						
									9-7	3.68	33	27	0	0	0	151.2	143	70	62	40	135					5,123	

#	CATCHERS	B	T	HT	WT	Age	Born	Birthplace	Resides	2018 Clob(s)	AVG	G	AB	R	H	2B	3B	HR	RBI	BB	SO	SB	E	MLS
16	BARNHART, Tucker	S	R	5-11	192	28	1/7/91	Indianapolis, IN	Zionsville, IN	Cincinnati	.248	138	460	50	114	21	3	10	46	54	96	0	3	4,075
12	CASALI, Curt	R	R	6-3	225	30	11/9/88	Walnut Creek, CA	Nashville, TN	Cincinnati	.293	52	140	15	41	10	0	4	16	12	32	0	4	2,151
52	FARMER, Kyle	R	R	6-0	214	28	8/17/90	Atlanta, GA	Atlanta, GA	Durham - AAA	.274	28	95	13	26	5	0	4	20	7	19	0	4	0,129
									OK City - AAA	.288	79	288	37	83	24	1	7	36	17	50	1	3	0,129	
									Los Angeles (NL)	.235	39	68	1	16	4	1	0	9	5	15	0	1		

#	INFIELDERS	B	T	HT	WT	Age	Born	Birthplace	Resides	2018 Clob(s)	AVG	G	AB	R	H	2B	3B	HR	RBI	BB	SO	SB	E	MLS
2	BLANDINO, Alex	R	R	6-0	190	26	11/6/92	Palo Alto, CA	Gilroy, CA	Cincinnati	.234	69	128	14	30	4	0	1	8	13	41	0	5	1,000
3	GENNETT, Scooter	L	R	5-10	185	28	5/1/90	Cincinnati, OH	Panish, FL	Louisville - AAA	.000	3	8	3	0	0	0	0	0	2	4	1	1	5,071
17	JOE, Connor	R	R	6-0	205	26	8/16/92	San Diego, CA	San Diego, CA	Cincinnati	.310	154	584	86	181	30	3	23	92	42	125	4	11	0,000
9	PERAZA, José	R	R	6-0	196	24	4/30/94	Bamas, VZ	Litchfield Park, AZ	Tulsa - AA	.304	57	204	35	62	16	1	11	30	38	57	1	12	0,000
7	SUÁREZ, Eugenio	R	R	5-11	213	27	7/18/91	Puerto Ordaz, VZ	Puerto Ordaz, VZ	Oklahoma City - AAA	.294	49	160	34	47	10	2	6	25	22	31	2	3	2,141
									Cincinnati	.283	143	527	79	149	22	2	34	104	64	142	1	19	4,061	
51	TRAHAN, Blake	R	R	5-9	180	25	9/5/93	Lake Charles, LA	Kinder, LA	#Louisville - AAA	.200	2	5	1	1	1	0	0	0	3	1	0	0	0
19	VOTTO, Joey	L	R	6-2	220	35	9/10/83	Toronto, Ontario, CN	Toronto, Ontario, CN	Cincinnati	.214	11	14	2	3	0	0	0	0	0	4	0	0	0,030
									Louisville - AAA	.245	129	444	55	109	17	1	2	31	49	104	6	8		
									Cincinnati	.284	145	503	67	143	28	2	12	67	108	101	2	5	11,027	

#	OUTFIELDERS	B	T	HT	WT	Age	Born	Birthplace	Resides	2018 Clob(s)	AVG	G	AB	R	H	2B	3B	HR	RBI	BB	SO	SB	E	MLS
6	ERVIN, Phillip	R	R	5-10	207	26	7/15/92	Mobile, AL	Goodyear, AZ	Cincinnati	.252	78	218	27	55	10	1	7	31	20	60	6	3	0,162
27	KEIMP, Matt	R	R	6-4	225	34	9/23/84	Midwest City, OK	San Diego, CA	Louisville - AAA	.289	48	173	25	50	12	4	5	38	20	39	10	3	12,049
66	PUIG, Yasiel	R	R	6-2	240	28	12/7/90	Cienfuegos, Cuba	Miami, FL	Los Angeles (NL)	.290	146	462	62	134	25	0	21	85	36	115	0	2	5,102
									Los Angeles (NL)	.267	125	405	60	108	21	1	23	63	36	87	15	8		
									#R, Cucamonga - A	.000	1	4	0	0	0	0	0	0	0	1	0	0	0	
									#OK City - AAA	.222	3	9	2	2	2	0	0	0	0	1	0	0	0	
43	SCHUBLER, Scott	L	R	6-0	228	28	10/6/90	Cedar Rapids, IA	Buckeye, AZ	Cincinnati	.235	107	380	55	97	19	0	17	49	39	99	4	6	2,132
									#Louisville - AAA	.231	8	26	3	6	1	0	1	2	5	6	0	0		
									#Pensacola - AA	.154	7	26	2	4	1	0	0	0	1	2	4	0	1	
75	SIRI, Jose	R	R	6-2	175	23	7/22/95	Sabana Grande de Boya, DR	Daytona, FL	Pensacola - AA	.229	66	253	42	58	8	9	12	34	24	91	14	0	0,000
33	WINNER, Jesse	L	L	6-3	215	25	8/17/93	Buffalo, NY	Orlando, FL	Cincinnati	.261	30	119	15	31	9	2	1	9	4	32	9	2	1,080
									Cincinnati	.299	89	281	38	84	16	0	7	43	49	46	0	1		

Ages as of Opening Day 2019, * Led league

Non-Roster Invitees To 2019 Major League Spring Training Camp

#PITCHERS	B	T	HT	WT	Age	Born	Birthplace	Resides	2018 Club(s)	W/L	ERA	G	GS	CG	SHO	SV	IP	H	R	ER	BB	SO	MLS
38 BASS, Anthony	R	R	6-2	200	31	11/1187	Dearborn, MI	Nashville, TN	Iowa - AAA	0-3	3.38	27	0	0	0	3	32.0	34	19	12	6	25	4,050
76 BOSHERS, Buddy	L	L	6-3	222	30	5/9/88	Huntsville, AL	Fayetteville, TN	Chicago (NL)	0-0	2.93	41	0	0	0	0	15.1	18	6	5	3	14	
73 DESPAIGNE, Odrisamer	R	R	6-0	200	31	4/4/87	Havana, Cuba	Davie, FL	Fresno - AAA	2-1	3.18	41	0	0	0	4	51.0	48	23	18	15	55	1,137
80 GUTIERREZ, Vladimir	R	R	6-0	190	23	9/18/95	Havana, Cuba	Veracruz, MX	Indianapolis - AAA	0-1	4.50	7	0	0	0	1	6.0	6	3	3	3	7	
74 JORGE, Felix	R	R	6-2	178	25	12/84	Santiago, DR	Santiago, DR	New Orleans - AAA	2-3	4.36	13	4	0	0	2	43.1	52	22	21	12	40	3,017
70 KROL, Ian	L	L	6-1	210	27	5/9/91	Hinsdale, IL	Naperville, IL	#Jupiter - A	0-0	9.00	1	1	0	0	0	1.0	1	1	1	1	1	
83 POWERS, Alex	R	R	6-4	205	27	2/26/92	Hyannis, MA	Brewster, MA	Miami	2-0	5.31	11	4	0	0	0	20.1	22	16	12	8	18	
85 SANTILLAN, Tony	R	R	6-3	240	21	4/15/97	Fort Worth, TX	Arlington, TX	Los Angeles (AL)	0-3	8.20	8	4	0	0	0	18.2	30	18	17	11	17	0,000
# CATCHERS	B	T	HT	WT	Age <td>Born <td>Birthplace <td>Resides <td>2018 Club(s) <td>AVG</td> <td>G</td> <td>AB</td> <td>R</td> <td>H</td> <td>2B</td> <td>3B</td> <td>HR</td> <td>RBI</td> <td>BB</td> <td>SO</td> <td>SB</td> <td>E</td> <td>MLS</td> </td></td></td></td>	Born <td>Birthplace <td>Resides <td>2018 Club(s) <td>AVG</td> <td>G</td> <td>AB</td> <td>R</td> <td>H</td> <td>2B</td> <td>3B</td> <td>HR</td> <td>RBI</td> <td>BB</td> <td>SO</td> <td>SB</td> <td>E</td> <td>MLS</td> </td></td></td>	Birthplace <td>Resides <td>2018 Club(s) <td>AVG</td> <td>G</td> <td>AB</td> <td>R</td> <td>H</td> <td>2B</td> <td>3B</td> <td>HR</td> <td>RBI</td> <td>BB</td> <td>SO</td> <td>SB</td> <td>E</td> <td>MLS</td> </td></td>	Resides <td>2018 Club(s) <td>AVG</td> <td>G</td> <td>AB</td> <td>R</td> <td>H</td> <td>2B</td> <td>3B</td> <td>HR</td> <td>RBI</td> <td>BB</td> <td>SO</td> <td>SB</td> <td>E</td> <td>MLS</td> </td>	2018 Club(s) <td>AVG</td> <td>G</td> <td>AB</td> <td>R</td> <td>H</td> <td>2B</td> <td>3B</td> <td>HR</td> <td>RBI</td> <td>BB</td> <td>SO</td> <td>SB</td> <td>E</td> <td>MLS</td>	AVG	G	AB	R	H	2B	3B	HR	RBI	BB	SO	SB	E	MLS
68 GRATEROL, Juan	R	R	6-1	205	30	2/14/89	Maracay, VZ	Aragua, VZ	Pensacola - AA	9-10	4.35	27	27	0	0	0	147.0	139	76	71	38	145	0,000
81 OKEY, Chris	R	R	5-11	200	24	12/29/84	Almonte Springs, FL	Mount Dora, FL	#GCL Twins - R	1-0	0.00	2	1	0	0	0	3.0	2	1	0	0	2	0,002
84 STEPHENSON, Tyler	R	R	6-4	225	22	8/16/96	Atlanta, GA	Kennesaw, GA	Salt Lake - AAA	1-0	1.71	18	0	0	0	4	21.0	16	6	4	9	20	3,162
# INFELDERS	B	T	HT	WT	Age <td>Born <td>Birthplace <td>Resides <td>2018 Club(s) <td>AVG</td> <td>G</td> <td>AB</td> <td>R</td> <td>H</td> <td>2B</td> <td>3B</td> <td>HR</td> <td>RBI</td> <td>BB</td> <td>SO</td> <td>SB</td> <td>E</td> <td>MLS</td> </td></td></td></td>	Born <td>Birthplace <td>Resides <td>2018 Club(s) <td>AVG</td> <td>G</td> <td>AB</td> <td>R</td> <td>H</td> <td>2B</td> <td>3B</td> <td>HR</td> <td>RBI</td> <td>BB</td> <td>SO</td> <td>SB</td> <td>E</td> <td>MLS</td> </td></td></td>	Birthplace <td>Resides <td>2018 Club(s) <td>AVG</td> <td>G</td> <td>AB</td> <td>R</td> <td>H</td> <td>2B</td> <td>3B</td> <td>HR</td> <td>RBI</td> <td>BB</td> <td>SO</td> <td>SB</td> <td>E</td> <td>MLS</td> </td></td>	Resides <td>2018 Club(s) <td>AVG</td> <td>G</td> <td>AB</td> <td>R</td> <td>H</td> <td>2B</td> <td>3B</td> <td>HR</td> <td>RBI</td> <td>BB</td> <td>SO</td> <td>SB</td> <td>E</td> <td>MLS</td> </td>	2018 Club(s) <td>AVG</td> <td>G</td> <td>AB</td> <td>R</td> <td>H</td> <td>2B</td> <td>3B</td> <td>HR</td> <td>RBI</td> <td>BB</td> <td>SO</td> <td>SB</td> <td>E</td> <td>MLS</td>	AVG	G	AB	R	H	2B	3B	HR	RBI	BB	SO	SB	E	MLS
77 COLON, Christian	R	R	5-10	195	29	5/14/89	Cayey, PR	Peoria, AZ	Las Vegas - AAA	322	24	90	11	29	5	0	0	13	3	10	0	5	1,051
69 RODRIGUEZ, Alfredo	R	R	6-0	190	24	6/17/94	Havana, Cuba	Miami, FL	LA Angels	1,000	1	0	1	0	0	0	0	0	0	0	0	0	
15 SENZEL, Nick	R	R	6-1	205	23	6/29/95	Atlanta, GA	Knowville, TN	Minnesota	.143	3	7	2	1	0	0	0	0	0	0	0	0	
# OUTFIELDERS	B	T	HT	WT	Age <td>Born <td>Birthplace <td>Resides <td>2018 Club(s) <td>AVG</td> <td>G</td> <td>AB</td> <td>R</td> <td>H</td> <td>2B</td> <td>3B</td> <td>HR</td> <td>RBI</td> <td>BB</td> <td>SO</td> <td>SB</td> <td>E</td> <td>MLS</td> </td></td></td></td>	Born <td>Birthplace <td>Resides <td>2018 Club(s) <td>AVG</td> <td>G</td> <td>AB</td> <td>R</td> <td>H</td> <td>2B</td> <td>3B</td> <td>HR</td> <td>RBI</td> <td>BB</td> <td>SO</td> <td>SB</td> <td>E</td> <td>MLS</td> </td></td></td>	Birthplace <td>Resides <td>2018 Club(s) <td>AVG</td> <td>G</td> <td>AB</td> <td>R</td> <td>H</td> <td>2B</td> <td>3B</td> <td>HR</td> <td>RBI</td> <td>BB</td> <td>SO</td> <td>SB</td> <td>E</td> <td>MLS</td> </td></td>	Resides <td>2018 Club(s) <td>AVG</td> <td>G</td> <td>AB</td> <td>R</td> <td>H</td> <td>2B</td> <td>3B</td> <td>HR</td> <td>RBI</td> <td>BB</td> <td>SO</td> <td>SB</td> <td>E</td> <td>MLS</td> </td>	2018 Club(s) <td>AVG</td> <td>G</td> <td>AB</td> <td>R</td> <td>H</td> <td>2B</td> <td>3B</td> <td>HR</td> <td>RBI</td> <td>BB</td> <td>SO</td> <td>SB</td> <td>E</td> <td>MLS</td>	AVG	G	AB	R	H	2B	3B	HR	RBI	BB	SO	SB	E	MLS
71 AQUINO, Aristides	R	R	6-4	220	24	4/22/94	Santo Domingo, DR	Santo Domingo, DR	Rochester - AAA	.284	34	116	12	33	6	0	0	10	2	3	0	5	0,000
79 FRIEDL, TJ	L	L	5-10	180	23	8/14/95	Sewickley, PA	Pleasanton, CA	Daytona - A	.207	8	29	5	6	0	0	0	2	3	2	7	0	1,000
82 OGRADY, Brian	L	R	6-2	215	26	5/17/92	Philadelphia, PA	Warmminster, PA	Daytona - A	.192	9	26	4	5	0	0	0	0	2	7	0	0	
86 PATTERSON, Jordan	L	L	6-4	227	27	2/12/92	Mobile, AL	Mobile, AL	#AZL Reds - R	.250	6	20	3	5	3	0	0	0	3	1	3	0	0,000
78 TRAMMELL, Taylor	L	L	6-2	215	21	9/13/97	Powder Springs, GA	Kennesaw, GA	Louisville - AAA	.310	44	171	23	53	12	2	6	25	19	39	8	2	0,000
46 WILLIAMS, Mason	L	R	6-1	195	27	8/21/91	Pawtucket, RI	Tampa, FL	Louisville - AAA	.300	42	144	27	44	9	2	8	29	12	39	5	1	
87 WREN, Kyle	L	L	5-10	180	27	4/23/91	West Palm Beach, FL	Atlanta, GA	Albuquerque - AAA	.271	118	413	71	110	23	26	76	42	128	6	6	0,032	
	L	L	6-1	195	27	8/21/91	West Palm Beach, FL	Atlanta, GA	Daytona - A	.277	110	397	71	110	19	4	8	41	58	105	25	4	0,000
	L	L	5-10	180	27	4/23/91	West Palm Beach, FL	Atlanta, GA	Cincinnati	.293	51	123	10	36	5	1	2	6	7	29	1	0	1,147
	L	L	5-10	180	27	4/23/91	West Palm Beach, FL	Atlanta, GA	Louisville - AAA	.280	87	318	52	89	18	4	6	30	29	57	5	3	0,000
	L	L	5-10	180	27	4/23/91	West Palm Beach, FL	Atlanta, GA	Col. Springs - AAA	.294	47	136	23	40	7	1	2	28	16	33	6	2	0,000
	L	L	5-10	180	27	4/23/91	West Palm Beach, FL	Atlanta, GA	Pawtucket - AAA	.230	37	126	7	29	6	1	1	15	15	34	4	1	

Ages as of Opening Day 2019. * Led league



ARISTIDES AQUINO

@Aristide_Aquino

OF
71

Age: 24 Ht.: 6-4 Wt.: 220 Bats: R Throws: R ML Service: 0.009

Born: 4/22/94 Birthplace: Santo Domingo, Dominican Republic
Resides: Santo Domingo, Dominican Republic

Acquired: Was signed as a non-drafted free agent, January 18, 2011.
Was signed by Richard Jimenez.

Contract: Signed through the 2019 season and under team control through 2024.

Non-Roster

CAREER HIGHLIGHTS

- First name is pronounced are-iss-TEEDIS.
- Entered the 2019 season rated by *Baseball America* the 19th-best prospect in the organization.
- At 16 years old was signed by Reds scout Richard Jimenez as a non-drafted free agent.
- In 2018 was a mid-season Southern League All-Star...his arm was rated by *Baseball America* the best among SL outfielders.
- Following the 2015 and 2016 seasons, his arm was rated the best of any Reds minor league outfielder.
- In 2016 was the Florida State League Player of the Year, a *Baseball America* High Class A All-Star, an MiLB.com Organization All-Star, winner of the Sheldon "Chief" Bender Award as the organization's Minor League Player of the Year and FSL Batter of the Week for 4/25-5/1, 2016.
- Was the organization's Minor League Player of the Month for July 2014.
- In November 2017 participated in the Reds' leadership training program at West Point.

2018 SEASON

- Made 1 appearance for the Reds and 109 starts in RF for Pensacola, where he was a mid-season Southern League All-Star...his arm was rated by *Baseball America* the best among Southern League outfielders.
- Ranked third in the Southern League with 20 HR, second-most by any Reds minor league batter (Ibandel Isabel, 35)...Aquino averaged a home run every 20.20 at bats, the third-best ratio in the SL.
- Was promoted from Pensacola on 8/17, when Joey Votto was disabled...returned to Pensacola on 8/25, when Scott Schebler came off the disabled list.
- On 8/19 vs SF made his only Major League appearance...pinch ran in the sixth inning, played RF and finished 0-for-1...is his only professional appearance above Class AA.
- Was 1 of 9 Reds players to make Major League debuts in 2018 (IF Alex Blandino, RHP Tanner Rainey, RHP Zack Weiss, IF/OF Rosell Herrera, IF/OF Brandon Dixon, RHP Jesús Reyes, IF Blake Trahan, OF Gabriel Guerrero).
- On 11/30 became a free agent when he was non-tendered a contract, but the next day was re-signed to a minor league contact with an invitation to 2019 Major League spring training camp.
- Wore uniform number 63 while playing for the Reds.

SHELDON "CHIEF" BENDER AWARD REDS MINOR LEAGUE PLAYER OF THE YEAR	
2018.....	Ibandel Isabel, IF/OF
2017.....	Nick Senzel, 3B
2016.....	Aristides Aquino, OF
2015.....	Tyler Mahle, RHP
2014.....	Ben Lively, RHP
2013.....	Seth Mejias-Brean, 3B
2012.....	Billy Hamilton, SS
2011.....	Billy Hamilton, SS
2010.....	Devin Mesoraco, C
2009.....	Chris Heisey, OF
2008.....	Chris Valaika, SS
2007.....	Jay Bruce, OF
2006.....	Homer Bailey, RHP
2005.....	Chris Denorfia, OF
2004.....	Richie Gardner, RHP
2003.....	Stephen Smitherman, OF
2002.....	Brandon Larson, 3B
2001.....	Adam Dunn, OF
2000.....	Austin Kearns, OF

SEASON HIGHLIGHTS

2017: Spent the season at Class AA Pensacola, where he led the Blue Wahoos in triples, HR and RBI... among Southern League leaders ranked T5th in HR, T3rd in triples and second in strikeouts...among all Reds minor leaguers ranked third in HR...from 5/14-6/7 reached base safely in 23 consecutive games, the ninth-longest streak in the SL (.310, 17rbi)...his throwing arm was rated by *Baseball America* the best in the Southern League...entered the season rated the seventh-best prospect in the organization overall and Best Power Hitter...following the season played for Escogido in the Dominican Winter League (24g, .214, 1 2b, 5rbi, 1sb)...**2016:** At Class A Daytona was the Florida State League Player of the Year, a *Baseball America* High Class A All-Star, an MiLB.com Organization All-Star and winner of the Sheldon "Chief" Bender Award as the Reds' Minor League Player of the Year...following the season was rated by *Baseball America* the ninth-best prospect in the Florida State League...for the second straight season, his arm was rated the best of any Reds minor league outfielder...led all Reds minor league batters in HR and RBI...led the Florida State League in triples, total bases and extra-base hits while ranking second in HR, third in RBI, fourth in runs scored and fifth in hits...was FSL Batter of the Week for 4/25-5/1...following the season played for Escogido in the Dominican Winter League (3g, .333, 1-3)...on 11/18 was added to the Reds' 40-man roster...**2015:** Following the season, his throwing arm was rated by *Baseball America* the best in the organization...while with Dayton on 4/24 suffered a fractured left ulna when he was hit by a pitch...didn't play again until 7/15...**2014:** At Rookie Billings ranked among the Pioneer League leaders in RBI (1st), total bases (1st), extra base-hits (1st), doubles (1st), HR (2nd), games (2nd), slugging percentage (2nd), at-bats (2nd), steals (T2nd) and hits (4th)...his 16 HR ranked fourth in the organization and led all Reds farmhands who played in short-season leagues...was the Reds' Minor League Player of the Month for July (28g, .348, 10hr, 34rbi, 12sb, .713slg)... following the season was rated Reds' ninth-best prospect.

PERSONAL: Follow on Twitter @Aristide_Aquino.

AQUINO'S CAREER TRANSACTIONS

- Was signed as a non-drafted free agent, January 18, 2011. Was signed by Richard Jimenez.
- On Dayton's disabled list with a fractured left ulna, April 25-July 13, 2015.
- On Daytona's suspended list, July 29-August 3, 2016.
- On Pensacola's disabled list with right patellar dislocation, June 6-12, 2018.

CAREER FIELDING

Pos.	Pct.	G	PO	A	E	TC	DP	PB
RF	----	1	0	0	0	0	0	-

Career Hitting

Yr	Club	AVG	G	AB	R	H	2B	3B	HR	RBI	SH	SF	HB	BB	SO	SB	CS	OBP	SLG	E
11	DSL Reds - R	.188	60	202	27	38	4	4	3	21	1	2	7	21	63	4	10	.284	.292	9
12	DSL Reds - R	.197	65	239	28	47	11	0	3	26	3	4	4	24	65	5	8	.277	.280	8
13	AZL Reds	.278	46	194	37	54	15	6	4	38	0	1	4	10	40	4	3	.325	.479	6
	Billings - R	.212	15	66	13	14	1	1	3	10	0	2	0	2	22	1	1	.229	.394	1
14	Billings - R	.292	71	284	48	83	*23	5	16	*64	0	1	7	15	66	21	5	.342	.577	5
15	Dayton - A	.234	61	231	25	54	9	3	5	27	0	2	5	11	53	6	1	.281	.364	4
	Billings - R	.308	13	52	7	16	1	3	2	13	0	0	2	9	0	1		.333	.558	1
16	Daytona - A	.273	125	484	69	132	26	*12	23	79	0	2	6	34	104	11	7	.327	.519	8
17	Pensacola - AA	.216	131	459	54	99	20	6	17	56	0	2	4	39	145	9	3	.282	.397	8
18	Pensacola - AA	.240	114	404	49	97	20	2	20	55	1	1	4	35	112	4	5	.306	.448	6
	Cincinnati	.000	1	1	0	0	0	0	0	0	0	0	0	0	1	0	0	.000	.000	0
	Majors Totals	.000	1	1	0	0	0	0	0	0	0	0	0	0	1	0	0	.000	.000	0
	Minors Totals	.242	701	2615	357	634	130	42	96	389	5	17	41	193	679	65	44	.303	.434	56

* Led league, In 2014 and 2016 also led his leagues in total bases and extra-base hits



TUCKER

@Tucker_Barnhart

C

BARNHART

16

Age: 28 Ht.: 5-11 Wt.: 192 Bats: S Throws: R ML Service: 4.075

Born: 1/7/91 Birthplace: Indianapolis, IN Resides: Zionsville, IN

Acquired: Was selected by the Reds in the 10th round of the June 2009 first-year player draft. Was signed by Rick Sellers.

Contract: Signed a 4-year contract extension through the 2021 season, with a club option for 2022, September 22, 2017.

CAREER HIGHLIGHTS

- In 2017 became only the third catcher in Reds history to win a Rawlings Gold Glove Award for defensive excellence, joining Johnny Edwards (1963, 1964) and 10-time winner and Cooperstown Hall of Famer Johnny Bench (1968-1977).
- Holds the franchise single-season record for highest fielding percentage by a catcher (.999, 2017) and shares with Brayan Peña (2015) the club mark for fewest errors in a season by a catcher (1e, 953tc, 2017).
- From 2011-2014, for 4 straight seasons was rated by *Baseball America* the best defensive catcher in the organization...following the 2011 season received Minor League Baseball's prestigious Rawlings Gold Glove Award for catchers.
- In 2018 was the Reds' nominee for the Roberto Clemente Award for representing baseball through extraordinary character, community involvement, philanthropy and positive contributions.
- In 2016 won the Joe Nuxhall Good Guy Award in voting of the local chapter of the Baseball Writers' Association of America.
- Was on the Reds' Opening Day rosters in 2014 and 2016-2018.
- In 2013 was a mid-season Southern League All-Star...in 2012 was rated by California League managers the best defensive catcher in the CL...was the Reds' Minor League Player of the Month for June 2012.

2017 RAWLINGS GOLD GLOVE AWARDS

National League

1B	Paul Goldschmidt, Ari
2B	DJ LeMahieu, Col
3B	Nolan Arenado, Col
SS	Brandon Crawford, SF
LF	Marcell Ozuna, Mia
CF	Ender Inciarte, Atl
RF	Jason Heyward, Chi
C	TUCKER BARNHART, CIN
P	Zack Greinke, Ari

American League

1B	Eric Hosmer, KC
2B	Brian Dozier, Min
3B	Evan Longoria, TB
SS	Andrelton Simmons, LAA
LF	Alex Gordon, KC
CF	Byron Buxton, Min
RF	Mookie Betts, Bos
C	Martin Maldonado, LAA
P	Marcus Stroman, Tor

2018 SEASON

- Established career highs in games, at bats, runs, hits, triples, HR, walks, total bases and extra-base hits.
- Was the Reds' nominee for the prestigious Roberto Clemente Award for representing baseball through extraordinary character, community involvement, philanthropy and positive contributions, on and off the field.
- For the third consecutive season led Reds catchers in starts (113).
- The Reds went 47-66 in his starts behind the plate and posted a 4.93 ERA while he caught (991ip)...threw out 13-64 base runners attempting to steal (20%)...caught Homer Bailey's complete game...started 4 of the staff's 6 team shutouts.
- Led the team in starts at 2 spots in the batting order, sixth (40gs) and seventh (33gs)...also hit second (32gs), fifth (7gs) and eighth (7gs)...from 5/22-7/8 made 31 consecutive starts batting second, his first career starts at that spot in the order...his 32 starts overall batting second were the most by a Reds catcher in that spot in the order since Smoky Burgess made 56 starts there in 1955...on 7/20 vs Pit made his last start of the season batting second.
- Made his first career apps at first base (11g, 6gs)...started at that position in 5 of the Reds' 12 games from 8/17-8/29, while Joey Votto was disabled...made his other and most recent start at first base on 9/23 at Mia.
- In pre-game ceremonies on 4/14 received his 2017 Rawlings Gold Glove Award, then led off the fifth inning of that afternoon's game with a homer off StL's Miles Mikolas.
- From 5/7-5/14 produced at least 1 extra-base hit in 6 consecutive apps (11-23, .478, 4 2b, 1 3b, 1hr, 6rbi, .870slg, .520obp)...was the longest active streak in the Major Leagues when snapped and the longest extra-base hit streak by a Reds batter since Jay Bruce's 7-game streak from 6/20-6/26, 2014.
- His 2-run HR off Chris Stratton on 5/14 at SF was the 300th hit of his career.

- In the 8-4 loss on 9/28 vs Pit produced 5 hits and 10 total bases, both career highs...was 1 of 3 Reds batters in 2018 with 5 hits in a game (José Peraza, Scooter Gennett) and 1 of 2 with 10 total bases in a game (Peraza).
- In the fifth inning of the 6-2 loss on 8/4 at Wsh, following Matt Adams' leadoff HR off Matt Harvey, was ejected for the first time in his career (HP umpire Andy Fletcher, arguing balls and strikes).

2018 CATCHERS' ERA

Catcher	GS	IP	ER	ERA
Barnhart	47-66	991.0	543	4.93
Casali	16-16	297.0	116	3.52
Cruz	4-2	54.0	27	4.50
Federowicz	0-1	17.0	5	2.65
Mesoraco	0-10	82.0	54	5.93

2018 CATCHERS' CAUGHT STEALING %

Catcher	SB	CS	%
Barnhart	51	13	20%
Casali	19	5	21%
Cruz	1	0	0%
Federowicz	1	0	0%
Mesoraco	7	1	13%

2017: Became only the third catcher in Reds history to win a Rawlings Gold Glove Award for defensive excellence, joining Johnny Edwards (1963, 1964) and 10-time winner Johnny Bench (1968-1977)...established a new single-season club record for highest fielding percentage by a catcher (.999) and tied Brayan Pena's 2015 club mark for fewest errors in a season by a catcher (1e, 953tc)...led Major League catchers in fielding percentage (.999, 1e, 953tc), caught stealings (28) and assists (89)...led NL catchers in blocked pitches (661)...with a 2.8 Defensive WAR as calculated by Baseball Reference, led all NL position players and ranked second among all Major League players (SS Andrelton Simmons 4.2)...as calculated by Fangraphs, led all Major League catchers in defensive value and in defensive runs saved...committed his only error of the season in his 53rd appearance behind the plate (7/7 at Ari, SB/E2)...that 52-game errorless streak was the longest of his career, but then after that miscue finished the season with another 57 consecutive scoreless defensive apps to establish another career best...made a team-high 104 starts batting eighth in the order and 1 start batting seventh (9/21 vs StL)...caught 7 of the staff's 8 shutouts and Scott Feldman's 4-0 complete game on 5/7 vs SF...established new career highs in games, hits, doubles, triples, walks, total bases, batting average, on-base percentage, slugging percentage and OPS while tying his career high in HR...in his last 30 apps of the season beginning 8/19 hit .301 (7 2b, 1 3b, 2hr, 15rbi, 2sb, .462slg, .394obp)...his 444-foot HR on 5/16 at Wrigley Field off John Lackey was the longest of his career...from 8/31-9/2 was on the paternity list for the birth of son Tatum Elliot...on 9/22 signed a 4-year contract extension through the 2021 season with a club option for 2022.

2016: Won the Joe Nuxhall Good Guy Award in voting of the local chapter of the BBWAA...in May became the Reds' starting catcher following Devin Mesoraco's season-ending shoulder injury and established career highs in almost every statistical category...hit .355 with RISP (33-93), second-highest on the club to Joey Votto (.356)...started Brandon Finnegan's complete game on 5/23 at LAD and 5 of the team's 8 shutouts...Reds pitchers went 46-60 in his starts and posted a 5.04 ERA while he caught...threw out 24-68 baserunners attempting to steal (27%)...from 7/15-7/29, made 9 starts behind the plate in which Reds pitchers went 9-0, 2.00...his RBI-single off Christian Bergman in the ninth inning of the 6-5 win on 4/20 vs Col was the first walkoff hit of his career...with 2 outs in the seventh inning of the 3-2 win on 5/9 vs Pit, hit his first professional home run as a righthanded batter to snap the 2-2 tie (off Jonathan Niese)...in the 6-3 win on 8/15 vs Mia hit his first Major League grand slam (José Ureña)...on 7/2 at Wsh recorded his first career stolen base...from 8/26-8/31 missed 6g with a chip fracture in his right middle finger.

2015: In his second Major League season made 67 starts behind the plate, second on the club to Brayan Pena's 84 starts...Reds pitchers went 25-42 in his starts and posted a 4.91 ERA while he caught...threw out 14-50 baserunners attempting to steal (28%)...caught Mike Leake's complete game on 4/19 at StL (2-1 loss) and caught 5 of the team's 8 shutouts...hit .269 vs RHP...began the season at Louisville...was promoted on 4/17, when Kyle Skipworth was optioned and following the hip injury to Devin Mesoraco...spent the rest of the season in Cin...from 4/29-5/16 hit .368 during a career-high 7-game hitting streak (2hr, 3rbi)...in the 10th inning on 7/19 vs Cle pinch hit and then played RF, his first professional appearance at a position other than catcher and the first outfield appearance of his life...in the makeup game on 9/28 at Wsh singled with 1 out in the eighth inning to break up Max Scherzer's no-hitter.

2014: Made his first Opening Day roster when Devin Mesoraco began the season the disabled list...spent most of the season at Class AAA Louisville but in his Major League debut made 21 apps and 14 starts behind the plate in his 5 stints with the Reds (Opening Day-4/6, 4/26-5/17, 7/6-7/10, 8/9-8/17, 9/2-end of season)...while with the Bats threw out 35 percent of the baserunners attempting to steal (26-75), fourth-best in the International League, and picked off 5 runners...for the Reds threw out the last 5 runners attempting to steal and 8-11 overall...made his Major League debut in a start on 4/3 vs StL and threw out Jon Jay trying to steal third base...in his second start, on 4/5 at NYM, singled twice off Dillon Gee for his first career hits...in the fifth inning of the 8-3 win on 5/1 vs Mil tied the score at 2-2 with his first Major League home run (solo off Marco Estrada)...during spring training wore uniform number 68.

GRAND SLAMS (1)

Date	Pitcher
8/16/16 vs Mia	José Ureña

MINOR LEAGUES

2013: Spent the season at Class AA Pensacola, where he was a mid-season Southern League All-Star...ranked T2nd on the club in doubles and third in RBI...the first week of July was disabled with a strained left hamstring...following the season played for Glendale in the prestigious Arizona Fall League (16g, .245, 3 2b, 2rbi)...on 11/20 was added to the 40-man roster...**2012:** Made 59 apps at Class A Bakersfield and in his Class AA debut played in 41g at Pensacola... was rated by California League managers the best defensive catcher in the CL...while at Bakersfield was the organization's Minor League Player of the Month for June (19g, .382, 3hr, 12rbi, 1.057ops)...**2011:** Spent the season at Class A Dayton...received Minor League Baseball's prestigious Rawlings Gold Glove Award and was rated by *Baseball America* the best defensive catcher in the organization...committed just 2 errors...from 5/13-5/31 hit .395 during a season-high 13-game hitting streak... hit his first 3 professional home runs, on 5/7 at West Michigan off Kevin Eichhorn, 6/30 vs Bowling Green off Eliazer Suero and 8/26 at Great Lakes off Tim Sexton...**2010:** Hit .305 in 35 apps for Rookie Billings in the Pioneer League.

**MINOR LEAGUE BASEBALL'S
2011 RAWLINGS GOLD GLOVE AWARDS**

1B Efrén Navarro, Angels
 2B Steve Lombardozzi, Nationals
 3B Brandon Laird, Yankees
 SS Darwin Pérez, Angels
 OF Austin Krum, Yankees
 OF Jordan Danks, White Sox
 OF Cole Gillespie, Diamondbacks
C TUCKER BARNHART, REDS
 P Craig Westcott, Giants

PERSONAL: Graduated from Brownsburg (IN) High School, where as a freshman and sophomore he caught Drew Storen's junior and senior seasons...Barnhart and Storen were teammates on the 2017 Reds...follow on Twitter @Tucker_Barnhart.

BARNHART'S CAREER TRANSACTIONS

- Was selected by the Reds in the 10th round of the June 2009 first-year player draft. Was signed by Rick Sellers.
- On Pensacola's disabled list with a strained left hamstring, July 1-7, 2013.

CAREER FIELDING

Pos.	Pct.	G	PO	A	E	TC	DP	PB
C	.997	429	3153	272	12	3437	21	20
1B	.984	* 11	60	3	1	64	4	-
RF	---	^ 1	0	0	0	0	0	-

In 2017 led Major League catchers with a .999 fielding percentage, 89 assists, 28 caught stealings and in Defensive Value and Runs Saved; Led all National League position players with a 2.8 Defensive WAR
 * In 2018 made all 11 of his career apps at 1B
 ^ Only career appearance in the outfield on 7/19/15 vs Cle (10th inning)

Career Hitting

Yr	Club	AVG	G	AB	R	H	2B	3B	HR	RBI	SH	SF	HB	BB	SO	SB	CS	OBP	SLG	E
09	GCL Reds - R	.208	14	48	5	10	2	0	0	6	0	1	0	6	9	0	0	.291	.250	0
10	Billings - R	.306	35	111	17	34	9	0	0	12	0	0	2	18	25	4	1	.412	.387	2
11	Dayton - A	.273	97	326	47	89	24	2	3	43	3	5	1	37	59	2	1	.344	.387	2
12	Bakersfield - A	.278	59	198	26	55	12	1	4	22	2	1	1	29	45	0	2	.371	.409	8
	Pensacola - AA	.200	41	130	10	26	4	1	2	12	1	0	0	11	22	1	1	.262	.292	4
13	Pensacola - AA	.260	98	339	31	88	19	1	3	44	4	4	3	45	57	1	0	.348	.348	8
14	Cincinnati	.185	21	54	3	10	0	0	1	1	2	0	0	4	10	0	0	.241	.241	0
	Louisville - AAA	.246	78	256	18	63	9	3	1	29	4	3	1	28	34	0	1	.319	.316	4
15	Louisville - AAA	.313	5	16	0	5	3	0	0	2	0	1	0	1	4	0	0	.333	.500	0
	Cincinnati	.252	81	242	23	61	9	0	3	18	2	3	2	25	45	0	1	.324	.326	2
16	Cincinnati	.257	115	377	34	97	23	1	7	51	2	3	2	36	72	1	0	.323	.379	7
17	Cincinnati	.270	121	370	26	100	24	2	7	44	5	3	3	42	68	4	0	.347	.403	1
18	Cincinnati	.248	138	460	50	114	21	3	10	46	3	3	2	54	96	0	4	.328	.372	3
Major Totals		.254	476	1503	136	382	77	6	28	160	14	12	9	161	291	5	5	.328	.369	13
Minor Totals		.260	427	1424	154	370	82	8	13	170	14	15	8	175	255	8	6	.341	.356	28

SINGLE-SEASON CAREER HIGH STREAKS

Hitting Streak: 12g, 7/31-8/16, 2016; **Hitless Streak:** 18ab, 6/11-6/18, 2016



ANTHONY BASS

@AnthonyBass52

RHP

38

Age: 31 **Ht.:** 6-2 **Wt.:** 200 **Bats:** R **Throws:** R **ML Service:** 4.050

Born: 11/1/87 **Birthplace:** Dearborn, MI **Resides:** Nashville, TN

Acquired: Was signed to a minor league contract with an invitation to 2019 Major League spring training camp, December 26, 2018.

Contract: Signed through the 2019 season and under team control through 2020.

Non-Roster

CAREER HIGHLIGHTS

- From 2012-2015 made the Opening Day rosters of the Padres (twice), Astros and Rangers.
- In 2016 pitched for the Japan Series champion Hokkaido Nippon Ham-Fighters of Nippon Professional Baseball (37g, 14gs, 8-8, 3.65)...was a teammate of Shohei Otani... finished the season with 23.0 scoreless innings over 16 apps...his 0.64 relief ERA was the lowest by any NPB pitcher with at least 25.0 innings...was named 1 of 3 Outstanding Players in the 2016 Japan Series.
- In the minor leagues was a mid-season All-Star 3 times (2009 Midwest League, 2010 California League, 2011 Texas League) and a post-season All-Star once (2010 California League).
- In 2011 was an Arizona Fall League Rising Star.
- In 2009 was Pitcher of the Week 3 times, twice in the Midwest League and once in the California League.

COMPLETE GAMES (1)

Date	Opp	IP	H	ER	BB	SO	Result
4/28/12	at SF	8.0	6	2	0	8	L, 1-2

2018 SEASON

- Posted a 3.38 ERA and 3 saves in 27 relief apps at Class AAA Iowa and a 2.93 ERA in 16 relief apps for the National League Central Division champions Cubs.
- Had 2 stints on the Cubs' disabled list, from 7/8-7/17 with an illness and from 7/21-8/11 with a right mid-thoracic strain.
- From 6/11-7/4 allowed just 1 earned run in his first 14.1 innings over 14 apps for the Cubs (0.63era) before he was disabled on 7/8 with the illness.
- Was reinstated from the DL on 7/19 but 2 days later, after allowing 4 runs in 1.0 inning over 2 apps on 7/19 and 7/20 vs StL, was disabled again with a right mid-thoracic strain.
- On 8/12 was reinstated from the disabled list and after clearing waivers was outrighted to Iowa, where he finished the minor league season.
- Did not walk a batter in his first 13 apps and 13.1 innings for the Cubs.
- From 6/17-7/4 did not allow a run over a career-high 11 consecutive apps (11.1ip, 9h, 1bb, 12k).
- On 6/20 vs LAD threw a season-high 2.0 innings (1h, 0r, 0bb, 1k).
- Became a free agent following the season and on 12/26 was signed by the Reds to a minor league contract with an invitation to 2019 Major League spring training camp.

2015: Spent the season as the Rangers' long reliever....8 times threw at least 3.0 innings...6 times recorded at least 11 outs...no other Major League reliever produced more than 3 outings of at least 3.2 innings.

2011: In his Major League debut went 2-0, 1.68 in 3 starts and 24 relief apps...in the 3-1 Padres win on 6/13 at Col became the first opposing starting pitcher to earn a victory at Coors Field in his Major League debut (5ip, 5h, 1er, 4bb, 1k)...produced the seventh-lowest ERA of any Major League pitcher who threw at least 45.0 innings.

SINGLE-SEASON CAREER HIGH STREAKS

Scoreless Streak By Game: 11g, 6/17-7/4, 2018;
Scoreless Streak By Inning: 12.2, 7/1-8/13, 2011;
Winning Streak: 2g, 6/13-9/21, 2011; **Losing Streak:** 4g, 5/25-10/2, 2012

PERSONAL: Graduated from Trenton (MI) High School, where in 2005 he was All-Region, All-District, All-Conference, All-Metro and was named to the All-Downriver Dream Team...played at Wayne State University in Detroit... as a junior went 10-3, 2.10 and was named a Rawlings/ABCA All-American...follow on Twitter @AnthonyBass52.

BASS' CAREER TRANSACTIONS

- Was selected by the Padres in the fifth round of the June 2008 first-year player draft. Signed by Jeff Stewart.
- On Padres' disabled list with right shoulder inflammation, June 21-September 3, 2012; was transferred to the 60-day DL, July 31; included a rehabilitation assignment at Tucson, August 23-September 2.
- Was acquired by the Astros in exchange for cash and a player to be named (LHP Patrick Schuster, 12/12/13), December 11, 2013.
- On Astros' disabled list with a right intercostal strain, May 11-July 1, 2014; included a rehabilitation assignment at Quad Cities, June 23-July 1.
- Was signed by the Rangers to a minor league contract with an invitation to 2015 Major League spring training camp, December 12, 2014.
- Was acquired by the Mariners, along with OF Leonys Martin, in exchange for RHP Tom Wilhelmson, OF James Jones and a player to be named (OF Patrick Kivlehan, 12/2/15), November 16, 2015.
- Was released by the Mariners, January 7, 2016; was signed by the Hokkaido Nippon Ham-Fighters of Nippon Professional Baseball.
- Was signed by the Rangers to a minor league contract with an invitation to Major League spring training camp, February 16, 2017.
- On Round Rock's disabled list with a right shoulder strain, June 16-July 29, 2017; included a rehabilitation assignment at AZL Rangers, July 14-29.
- Was signed by the Cubs to a minor league contract with an invitation to 2018 Major League spring training camp, December 23, 2017.
- On Cubs' disabled list with an illness, July 8-17, 2018; included a rehab assignment at Iowa, July 17.
- On Cubs' disabled list with a right mid-thoracic strain, July 21-August 11, 2018; included a rehabilitation assignment at Iowa, August 5-11.
- Was signed by the Reds to a minor league contract with an invitation to 2019 Major League spring training camp, December 26, 2018.

Career Pitching

Yr	Club	W-L	ERA	G	GS	CG	SHO	SV	IP	H	R	ER	HR	BB	SO	WP	BK
08	Eugene - A	2-2	2.10	25	0	0	0	7	34.1	25	12	8	3	14	41	6	0
09	Lake Elsinore - A	3-0	3.51	10	8	0	0	0	33.1	33	17	13	3	14	20	3	0
	Fort Wayne - A	9-3	2.19	18	18	0	0	0	90.1	79	31	22	5	25	69	3	1
10	Lake Elsinore - A	8-7	3.13	27	27	0	0	0	132.1	124	59	46	9	20	109	3	0
	Portland - AAA	0-1	7.94	1	1	0	0	0	5.2	7	5	5	1	3	3	0	1
11	San Antonio - AA	6-4	3.75	13	13	0	0	0	69.2	62	31	29	6	21	62	3	0
	Tucson - AAA	1-0	1.80	1	1	0	0	0	5.0	6	1	1	0	0	3	1	0
	San Diego	2-0	1.68	27	3	0	0	0	48.1	41	9	9	3	21	24	1	0
12	#Tucson - AAA	0-0	5.63	3	3	0	0	0	8.0	8	6	5	0	0	9	0	0
	San Diego	2-8	4.73	24	15	1	0	1	97.0	89	59	51	10	39	80	5	1
13	Tucson - AAA	4-6	5.45	15	15	0	0	0	79.1	108	51	48	11	17	60	2	0
	San Diego	0-0	5.36	24	0	0	0	0	42.0	51	26	25	4	20	31	5	0
14	#Quad Cities - A	0-0	0.00	3	1	0	0	0	4.0	2	2	0	0	0	6	0	0
	Oklahoma City - AAA	0-2	3.31	14	0	0	0	1	16.1	15	9	6	3	6	14	1	0
	Houston	1-1	6.33	21	0	0	0	2	27.0	32	20	19	6	7	2	0	0
15	Round Rock - AAA	0-0	10.38	2	0	0	0	0	4.1	9	5	5	0	1	3	2	0
	Texas	0-0	4.50	33	0	0	0	0	64.0	66	33	32	5	20	45	1	0
16	Hokkaido Nippon - NPB	8-8	3.65	37	14	0	0	0	103.2	102	48	42	7	47	71	2	0
17	#AZL Rangers - R	0-1	4.00	3	2	0	0	0	9.0	11	5	4	1	2	9	0	1
	Round Rock - AAA	3-4	4.18	18	12	0	0	0	75.1	79	43	35	7	28	87	9	0
	Texas	0-0	14.29	2	0	0	0	0	5.2	14	9	9	1	0	1	1	0
18	Iowa - AAA	0-3	3.38	27	0	0	3	3	32.0	34	19	12	3	6	25	2	0
	Chicago (NL)	0-0	2.93	16	0	0	0	0	15.1	18	6	5	1	3	14	2	0
Major Totals		5-9	4.51	147	18	1	0	3	299.1	311	162	150	30	110	202	17	1
AL Totals		1-1	5.59	56	0	0	0	2	96.2	112	62	60	12	27	53	4	0
NL Totals		4-8	4.00	91	18	1	0	1	202.2	199	100	90	18	83	149	13	1
Minors Totals		36-33	3.59	180	101	0	0	11	599.0	602	296	239	52	157	520	35	3
# Injury rehab																	

Career Hitting

Yr	Club	AVG	G	AB	R	H	2B	3B	HR	RBI	SH	SF	HB	BB	SO	SB	CS	OBP	SLG	E
11	San Diego	.000	27	5	0	0	0	0	0	0	1	0	0	0	3	0	0	.000	.000	0
12	San Diego	.129	25	31	3	4	0	1	0	5	0	0	0	13	1	0	.129	.194	0	
13	San Diego	.000	24	2	0	0	0	0	0	1	0	0	0	0	1	0	0	.000	.000	0
Career Totals		.105	76	38	3	4	0	1	0	6	1	0	0	0	17	1	0	.105	.158	2



ALEX

@ablandino10

INF

BLANDINO

2

Age: 26 Ht.: 6-0 Wt.: 190 Bats: R Throws: R ML Service: 1.000

Born: 11/6/92 Birthplace: Palo Alto, CA Resides: Gilroy, CA

Acquired: Was selected in the first round (29th overall) of the June 2014 first-year player draft. Was signed by Rich Bordi.

Contract: Signed through the 2019 season and under team control through 2023.

CAREER HIGHLIGHTS

- Was selected by the Reds with the 29th overall pick of the June 2014 first-year player draft...was signed by Rich Bordi.
- In March 2016 played for Nicaragua in the World Baseball Classic qualifier in Mexicali, Mexico (1g, 2-5, .400, 2 2b, 3rbi)...his father was born in Nicaragua.
- Was the organization's Minor League Player of the Month for June 2017.
- In 2015 was a mid-season Florida State League All-Star and Arizona Fall League Rising Star.
- In 2014 and 2015 was an MiLB.com Organizational All-Star.
- In 2019 attended his third Major League spring training camp (2016, 2018).

2018 SEASON

- On 7/23 had season-ending surgery on his right knee to reconstruct the anterior cruciate ligament (ACL) and to repair the medial collateral ligament (MCL)...suffered the injury while turning a double play in the ninth inning of the 12-1 loss on 7/20 vs Pit.
- When injured led Reds pinch hitters with 26 plate apps and 9 hits.
- Was 1 of 9 Reds players to make Major League debuts in 2018 (RHP Tanner Rainey, RHP Zack Weiss, IF/OF Rosell Herrera, IF/OF Brandon Dixon, RHP Jesús Reyes, OF Aristides Aquino, IF Blake Trahan, OF Gabriel Guerrero).
- Made 26 starts (10gs at 3B, 10gs at 2B, 6gs at SS), his last in the 7-4 win on 7/10 at Cle (SS)...also made 1 appearance each at 1B (7/13 at StL, 9th inning of 9-1 win), LF (7/15 at StL, 8th & 9th innings of 5-3 loss), RF (5/11 at LAD, 7th inning of 6-2 win) and pitcher (7/11 at Cle, 8th inning of 19-4 loss)...his apps in the outfield were the first of his professional career.
- Began the season at Louisville and made 3 starts at 3B before he was recalled on 4/9, when Eugenio Suárez was disabled with a broken right thumb suffered on a hit by pitch...spent the rest of the season on the Reds' roster and disabled list.
- On 4/10 at Phi made his Major League debut with a start at 3B (0-3).
- On 4/13 vs StL pinch hit and singled off Matt Bowman for his first Major League hit.
- On 4/20 at StL had his first career 2-hit game and first RBI (RBI-single off Bud Norris).
- On 5/1 vs Mil, entered the game in the eighth inning as a defensive replacement at 2B, then in the bottom of the frame hit his first career home run (solo off Jacob Barnes).
- On 5/11 at LAD played RF for the last out of the seventh inning, his first professional appearance in the outfield, then played SS in the eighth and ninth.
- As a pinch hitter in the eighth inning of the 5-3 win on 7/2 vs WSox, his 2-out, 2-run double off Chris Volstad snapped the 3-3 tie...was his first career multi-RBI game.
- In the eighth inning of the 19-4 loss on 7/11 at Cle made the only pitching appearance of his professional career (1ip, 1h, 0r, 0bb, 2k, 1wp)...struck out Brandon Guyer and Roberto Perez...entered that game at 3B in the bottom of the sixth inning, trailing 17-2...was 1 of 4 Reds position players to pitch in 2018 (Cliff Pennington, Phillip Ervin, Brandon Dixon twice).
- On 7/21 went on the 10-day disabled list with the knee injury...5 days later, when OF Mason Williams was promoted, was transferred to the 60-day DL and spent the rest of the season there.

SINGLE-SEASON CAREER HIGH STREAKS

Hitting Streak: 7g, 4/20-4/29, 2018; **Hitless Streak:** 18ab, 5/29-6/20, 2018

MINOR LEAGUES

2017: In 125 apps for Class AA Pensacola and Class AAA Louisville hit .265 with 36 doubles, 12 HR and 51 RBI... established career highs in on-base percentage (.382), doubles, HR and walks (64)...was the organization's Minor League Player of the Month for June (24g, .338, 11 2b, 3hr, 20rbi, 1sb at Pensacola and Louisville)...began the season at Pensacola...on 6/22 was promoted to Louisville...while with the Bats reached base safely in 48 of his 57 starts and recorded a hit in 40 games...after he was promoted ranked T4th in the International League in on-base percentage (.390)...on 11/20 was added to the 40-man roster...**2016:**

In his first full season at Class AA spent the season with Pensacola...for the Blue Wahoos made 74 apps at 2B, 30 apps at 3B and 16 apps at SS...began the season on Pensacola's disabled list with a strained left hamstring...attended his first Major League spring training camp...**2015:** In 110 apps at Class A Daytona and Class AA Pensacola combined to hit .278 with 10hr, 53rbi and 9 stolen bases...was a mid-season Florida State League All-Star and Arizona Fall League Rising Star...following the season played for Peoria in the AFL (19g, .175, 2 2b, 2 3b, 3rbi, 1sb)...**2014:** In his first professional season was an Milb.com Organizational All-Star...in 63 apps at rookie Billings and Class A Dayton combined to hit .283 with 8hr, 32rbi and 7 steals.

PERSONAL: Full first name is Alessandre...graduated from St. Francis High School in Mountain View, CA, where he was a 4-time varsity letterman...as a senior in 2011 was named Cal-Hi Sports Player of the Year, *San Jose Mercury News* Baseball Player of the Year and *Palo Alto News* Baseball Player of the Year...played at Stanford University, where in 2012 he was a Collegiate Baseball Freshman All-American and as a junior in 2014 was second-team *Baseball America* All-American, All-Pac-12 Conference, a member of the Pac-12 All-Defensive Team and a Golden Spikes Award finalist as the best collegiate player in the country...in 2014 hit .310 (14 2b, 12hr, 44rbi), reached base safely in each of his last 31 apps of the season and hit more home runs (12) than 3 Pac-12 teams...follow on Twitter @ablandino10.

REDS POSITION PLAYERS TO PITCH, MOST RECENT

Brandon Dixon	8/31/18 at StL (12-5 loss)
Brandon Dixon	8/13/18 vs Cle (10-3 loss)
Phillip Ervin	8/8/18 at NYM (8-0 loss)
Alex Blandino	7/11/18 at Cle (19-4 loss)
Cliff Pennington	4/12/18 vs StL (13-4 loss)
Scooter Gennett	8/14/17 at Chi (15-5 loss)
Tyler Holt	8/22/16 vs LAD (18-9 loss)
Skip Schumaker	8/21/14 vs Atl (8-0 loss)
Paul Janish	7/6/09 at Phi (22-1 loss)
Paul Janish	5/6/09 vs Mil (15-3 loss)

BLANDINO'S CAREER TRANSACTIONS

- Was selected by the Reds in the first round (29th overall) of the June 2014 first-year player draft. Was signed by Rich Bordi.
- On Daytona's disabled list with a fractured left middle finger, July 2-22, 2015.
- On Pensacola's disabled list with a strained left hamstring, April 7-14, 2016.
- On disabled list with a torn anterior cruciate ligament and torn medial collateral ligament in his right knee, July 21-remainder of the season, 2018; was transferred to the 60-day DL, July 26.

CAREER FIELDING

Pos.	Pct.	G	PO	A	E	TC	DP	PB
P	----	* 1	0	0	0	0	0	-
1B	1.000	* 1	3	0	0	3	0	-
2B	.980	21	22	27	1	50	12	-
3B	.920	15	7	16	2	25	4	-
SS	.941	11	12	20	2	34	8	-
LF	----	* 1	0	0	0	0	0	-
RF	----	* 1	0	0	0	0	0	-

* Made his only career apps at P on 7/11/18 at Cle, at 1B on 7/13/18 at StL, in LF on 7/15/18 at StL, in RF on 5/11/18 at LAD

Career Hitting

Yr	Club	AVG	G	AB	R	H	2B	3B	HR	RBI	SH	SF	HB	BB	SO	SB	CS	OBP	SLG	E
14	Billings - R	.309	29	110	20	34	10	1	4	16	0	1	4	16	18	6	3	.412	.527	7
	Dayton - A	.261	34	134	20	35	10	1	4	16	0	3	2	13	42	1	2	.329	.440	8
15	Daytona - A	.294	80	299	46	88	18	2	7	35	1	4	7	31	56	7	10	.370	.438	18
	Pensacola - AA	.235	30	115	15	27	7	0	3	18	1	1	3	18	21	2	2	.350	.374	3
16	Pensacola - AA	.232	113	401	52	93	18	0	8	37	0	2	7	55	114	14	5	.333	.337	11
17	Pensacola - AA	.259	62	197	31	51	22	0	6	31	1	1	5	32	49	3	4	.374	.462	3
	Louisville - AAA	.270	63	196	29	53	14	1	6	20	1	1	7	32	37	1	3	.390	.444	11
18	Louisville - AAA	.000	3	8	3	0	0	0	0	0	0	0	0	2	4	1	0	.333	.000	1
	Cincinnati	.234	69	128	14	30	4	0	1	8	2	0	4	13	41	0	0	.324	.289	5
	Major Totals	.234	69	128	14	30	4	0	1	8	2	0	4	13	41	0	0	.324	.289	5
	Minor Totals	.261	414	1460	216	381	99	5	38	173	4	13	35	199	341	35	29	.361	.414	62

Career Pitching

Yr	Club	W-L	ERA	G	GS	CG	SHO	SV	IP	H	R	ER	HR	BB	SO	WP	BK
18	Cincinnati	0-0	0.00	1	0	0	0	0	1.0	1	0	0	0	0	1	1	0

Only appearance on 7/11/18 at Cle (8th inning, 19-4 loss)



BUDDY BOSHERS

@buddy4023

LHP

76

Age: 30 **Ht.:** 6-3 **Wt.:** 222 **Bats:** L **Throws:** L **ML Service:** 1.137

Born: 5/9/88 **Birthplace:** Huntsville, AL **Resides:** Fayetteville, TN

Acquired: Was signed to a minor league contract with an invitation to Major League spring training camp, January 12, 2019.

Contract: Signed through the 2019 season and under team control through 2023.

Non-Roster

CAREER HIGHLIGHTS

- Last name is pronounced bo-SHEERS.
- In 100 career relief apps for the Angels and Twins, never walked more than 1 batter.
- Last pitched in the Major Leagues in 2017, when he made a career-high 38 apps for the Twins.
- Was on the Twins' 2017 Postseason roster but did not pitch in their 8-4 loss at Yankee Stadium in the American League Wild Card game.
- In his Major League debut, a 7-2 Angels win on 8/10/13 at Cle's Progressive Field, struck out his only batter (Jason Kipnis)...became the sixth Angels pitcher to strike out the only batter he faced during a big league debut.
- Spent the 2015 season with the independent Somerset Patriots and was named Atlantic League Reliever of the Year (3-1, 1.00, 54ip, 14bb, 71k, 1hr)...ranked second in the Atlantic League in both ERA and strikeouts per 9 innings (11.8) and fifth in WHIP (0.98).
- In 2014, while pitching for Class AA Arkansas allowed just 1 HR in 61.0 innings.
- Was Pioneer League Pitcher of the Week for 8/12-8/18, 2008.

SINGLE-SEASON CAREER HIGH STREAKS

Scoreless Streak By Game: 8g, 9/3-9/18, 2016; **Scoreless Streak By Inning:** 8.0, 8/11-9/18, 2016; **Winning Streak:** 2g, 6/7-6/21, 2016; **Losing Streak:** None

2018 SEASON

- Spent the season at Class AAA and went 2-2, 3.32 with 5 saves in 6 chances over 48 relief apps for Fresno and Indianapolis.
- Began the season in the Astros organization after he was claimed off waivers from the Twins in January.
- Posted a 3.18 ERA and 4 saves in 41 apps at Fresno before he was claimed off waivers by the Pirates on 8/7.
- Spent the rest of the minor league season at Indianapolis.
- Became a free agent following the season...on 1/12/19 was signed by the Reds to a minor league contract with an invitation to Major League spring training camp.

2017: Made a career-high 38 apps during 4 stints with the Twins...left handed batters hit just .224 with a .258 on-base percentage...did not walk a batter in his final 12 apps of the season...was on the Twins' Postseason roster but did not pitch in their 8-4 loss at Yankee Stadium in the American League Wild Card game.

2016: Began the season at Class AAA Rochester...was promoted on 5/25 and did not allow an earned run in any of his first 10 apps of the season for the Twins (5/28-6/17, 7.2ip, 4h, 2r, 2bb, 9k)...returned to Rochester on 7/4, when Trevor May came off the disabled list...missed time at the end of August with left elbow inflammation.

2013: Began the season at Class AA Arkansas...on 6/22 was promoted to Class AAA Salt Lake...on 8/10 was promoted to the Angels and made his Major League debut that night at Cle's Progressive Field...in that 7-2 Angels win, struck out his only batter (Jason Kipnis)...became the sixth Angels pitcher to strike out the only batter faced during a big league debut.

PERSONAL: Given name is Jeffrey...in 2006 graduated from Lee High School in Huntsville, Alabama, where he was a teammate of 7-time All-Star reliever Craig Kimbrel...in 2007 pitched in his only season at Calhoun Community College in Tanner, Alabama (14g, 4-1, 3.88, 46.1ip, 60k)...follow on Twitter @buddy4023.

BOSHER'S CAREER TRANSACTIONS

- Was selected by the Angels in the fourth round (139th overall) of the 2008 first-year player draft. Was signed by Jim Bryant.
- Was signed by the Rockies to a minor league contract with an invitation to 2015 Major League spring training camp, December 16, 2014; was released March 18, 2015.
- Was signed by the Twins to a minor league contract, December 14, 2015.
- On Twins disabled list with left elbow inflammation, August 11-September 1, 2016; included a rehabilitation assignment at Rochester, August 29-September 1.
- Was claimed off waivers by the Astros, January 22, 2018.
- Was claimed off waivers by the Pirates, August 7, 2018.
- Was signed by the Reds to a minor league contract with an invitation to Major League spring training camp, January 12, 2019.

Career Pitching

Yr	Club	W-L	ERA	G	GS	CG	SHO	SV	IP	H	R	ER	HR	BB	SO	WP	BK
08	Orem - R	5-0	2.68	13	12	0	0	0	50.1	43	24	15	1	22	43	4	1
09	Salt Lake - AAA	0-0	0.00	2	0	0	0	0	1.1	1	0	0	0	0	1	0	0
	Orem - R	2-1	2.55	5	5	0	0	0	24.2	24	11	7	2	8	23	0	0
	Cedar Rapids - A	3-1	5.97	6	6	1	0	0	31.2	31	21	21	5	7	27	0	0
10	Cedar Rapids - A	3-0	4.31	36	7	1	0	0	77.1	84	44	37	5	20	75	4	0
11	Inland Empire - A	2-5	4.30	43	4	0	0	1	75.1	88	43	36	7	41	61	5	0
12	Inland Empire - A	4-2	2.52	26	0	0	0	1	39.1	30	15	11	4	16	48	1	0
	Arkansas - AA	1-0	3.75	19	0	0	0	0	24.0	28	10	10	3	5	27	2	0
13	Arkansas - AA	3-2	3.14	28	0	0	0	1	28.2	20	12	10	1	13	35	3	1
	Salt Lake - AAA	1-0	3.66	16	0	0	0	1	19.2	18	11	8	1	12	26	3	1
	Los Angeles (AL)	0-0	4.70	25	0	0	0	0	15.1	13	8	8	0	8	13	0	0
14	Salt Lake - AAA	1-0	6.23	11	0	0	0	0	13.0	10	9	9	1	13	12	0	0
	Arkansas - AA	2-3	2.66	29	8	0	0	0	61.0	47	21	18	1	27	70	10	0
16	Rochester - AAA	1-1	1.04	22	0	0	0	2	26.0	18	8	3	1	11	29	2	0
	Minnesota	2-0	4.25	37	0	0	0	0	36.0	35	21	17	3	7	37	1	0
17	Rochester - AAA	0-0	3.68	18	0	0	0	0	14.2	16	6	6	1	8	15	2	0
	Minnesota	1-0	4.89	38	0	0	0	0	35.0	37	20	19	7	10	28	2	0
18	Fresno - AAA	2-1	3.18	41	0	0	0	4	51.0	48	23	18	5	15	55	1	0
	Indianapolis - AAA	0-1	4.50	7	0	0	0	1	6.0	6	3	3	0	3	7	0	0
Major Totals		3-0	4.59	100	0	0	0	0	86.1	85	49	44	10	25	78	3	0
Minor Totals		30-17	3.51	322	42	2	0	11	544.0	512	261	212	38	221	554	37	3


MATT

@bowmandernchief

RHP

BOWMAN

67

Age: 27 **Ht.:** 6-0 **Wt.:** 185 **Bats:** R **Throws:** R **ML Service:** 2.102

Born: 5/31/91 **Birthplace:** Chevy Chase, MD **Resides:** New York, NY

Acquired: Was claimed off waivers from the Cardinals, November 2, 2018.

Contract: Signed through the 2019 season and under team control through 2022.

CAREER HIGHLIGHTS

- Last name is pronounced BO-man.
- Over the 2016 and 2017 seasons pitched on consecutive days 25 times, the second-most by any Cardinals reliever, and ranked T7th among all National League relievers with 15 GIDPs induced.
- Was Pacific Coast League Pitcher of the Week for 6/21-6/27, 2015.
- In 2013 was a Florida State League All-Star.

SINGLE-SEASON CAREER HIGH STREAKS
Scoreless Streak By Game: 9g, 9/10-10/1, 2016; **Scoreless Streak By Inning:** 10.0, 9/10-10/1, 2016; **Winning Streak:** None; **Losing Streak:** 3g (2x), 6/19-8/9, 2016 & 5/4-6/27, 2017

2018 SEASON

- For the third straight season earned a spot on the Cardinals' Opening Day roster.
- On 8/27 had season-ending surgery to alleviate Raynaud's Phenomenon, which caused blockages in arteries that were inhibiting blood flow to his right hand and led to 3 stints on the disabled list...the surgery was performed in New York by Dr. Robert Hotchkiss.
- Missed 40 games during 2 stints on the Cardinals' disabled list with blisters on the fingers of his right hand (5/17-6/14, 6/19-7/4)...were his first Major League apps on the disabled list.
- Beginning 8/14 finished the season on Memphis' disabled list with blisters on the fingers of his right hand, followed by the surgery.
- 7 times threw more than 1.0 inning, with a season high of 2.0 IP on 4/1 at NYM in his second appearance.
- Stranded 12 of 14 inherited base runners (86%), the best percentage of any Cardinals reliever.

2017: Led the Cardinals with a career-high 75 apps, tied for third-most in the National League...led the Cardinals with 23 holds, tied for fifth-most in the National League...became the seventh Cardinals pitcher (9th time) to appear in 70 games at age 26 or younger...pitched on consecutive days 16 times, including 3 straight days twice (7/20-7/22, 8/9-8/11)...did not allow a home run after 7/25 (25g, 77 batters faced)...in the 2-1 win on 7/1 vs Wsh earned his first Major League save...entered the game with the bases loaded in the ninth inning and struck out Adrian Sanchez in Sanchez' first career plate appearance...made 12 apps vs the Cubs, the most by any pitcher in 2017, the most since StL's Randy Choate faced Chi 12 times in 2013 and the most by a RHP since Phi's Kent Tekulve appeared vs the Cubs 15 times in 1987.

2016: The December 2015 Rule 5 pick made 59 apps in his Major League debut...his 59 apps were second-most by any pitcher taken in the December 2015 Rule 5 Draft (Tor's Joe Biagini, 60g) and the most by any Cardinals pitcher taken in any previous year's Rule 5 Draft...ranked sixth among National League relievers with a 62.1 ground ball percentage...led the Cardinals with 17 multi-inning apps...recorded 13 apps in which he pitched at least 2.0 innings, including a season-high 3.2 IP on 5/22 vs Ari, and didn't allow a run in 10 of those 13 apps...earned his first Major League victory in a 12-7 win on 6/8 at Cin's Great American Ball Park.

PERSONAL: Played baseball and soccer at St. Albans High School in the Washington, D.C. suburb of Chevy Chase, Maryland...led his baseball team to 3 Interstate Athletic Conference championships and was an all-conference sweeper in soccer...majored in economics at Princeton University, where he played shortstop and pitcher...as a junior in 2012 was All-Ivy League honorable mention at both positions and academic All-Ivy League...as a sophomore in 2011 was Princeton's starting pitcher on Opening Day at LSU and earned All-Ivy League second team honors as a shortstop...in 2011 was invited by the Mets to a tryout...in 2012 pitched for the Bethesda Big Train collegiate summer league club...follow on Twitter @bowmandernchief.

BOWMAN'S CAREER TRANSACTIONS

- Was selected by the Mets in the 13th round of the June 2012 first-year player draft.
- On St. Lucie's disabled list, August 18-remainder of the season, 2013.
- On Las Vegas' disabled list, May 2-11, 2015.
- Was acquired by the Cardinals in the Major League Phase of the Rule 5 Draft, December 10, 2015.
- On disabled list with blisters on his right index and middle fingers, May 17-June 14, 2018; included a rehabilitation assignment at Memphis, June 7-14.
- On disabled list with a blister on his right middle finger, June 19-July 4, 2018; included a rehabilitation assignment at Memphis, June 29-July 4.
- On Memphis' disabled list with blisters on the fingers of his right hand, August 14-remainder of the season, 2018.
- Was claimed off waivers by the Reds, November 2, 2018.

Career Pitching

Yr	Club	W-L	ERA	G	GS	CG	SHO	SV	IP	H	R	ER	HR	BB	SO	WP	BK
12	Brooklyn - A	2-2	2.45	12	1	0	0	3	29.1	26	9	8	1	2	30	1	0
13	St. Lucie - A	6-4	3.18	16	16	0	0	0	96.1	83	36	34	8	31	90	13	1
	Savannah - A	4-0	2.64	5	5	0	0	0	30.2	28	9	9	0	4	26	2	0
14	Las Vegas - AAA	3-2	3.47	7	6	0	0	0	36.1	38	15	14	1	9	32	0	0
	Binghamton - AA	7-6	3.11	17	17	0	0	0	98.1	102	45	34	7	27	92	3	0
15	Las Vegas - AAA	7-16*	5.53	28	26	2	1	0	140.0	184	97	86	15	51	77	8	1
16	St. Louis	2-5	3.46	59	0	0	0	0	67.2	59	31	26	4	20	52	0	0
17	St. Louis	3-6	3.99	75	0	0	0	2	58.2	52	29	26	4	18	46	1	0
18	St. Louis	0-2	6.26	22	0	0	0	0	23.0	29	16	16	4	11	26	1	0
	Memphis - AAA	0-1	4.30	18	0	0	0	1	23.0	23	13	11	2	8	30	2	0
Major Totals		5-13	4.10	156	0	0	0	2	149.1	140	76	68	12	49	124	2	0
Minor Totals		29-31	3.89	103	71	2	1	4	454.0	484	224	196	34	132	377	29	2

* Led Pacific Coast League

Career Hitting

Yr	Club	AVG	G	AB	R	H	2B	3B	HR	RBI	SH	SF	HB	BB	SO	SB	CS	OBP	SLG	E
16	St. Louis	.000	59	1	0	0	0	0	0	0	1	0	0	0	1	0	0	.000	.000	2
17	St. Louis	.000	76	0	0	0	0	0	0	0	1	0	0	0	0	0	0	.000	.000	1
18	St. Louis	.000	22	1	0	0	0	0	0	0	0	0	0	0	0	0	0	.000	.000	1
Career Totals		.000	157	2	0	0	0	0	0	0	2	0	0	0	1	0	0	.000	.000	4



CURT CASALI

@Curtcasali

C
12

Age: 30 **Ht.:** 6-3 **Wt.:** 225 **Bats:** R **Throws:** R **ML Service:** 2.151

Born: 11/9/88 **Birthplace:** Walnut Creek, CA **Resides:** Nashville, TN

Acquired: From the Tampa Bay Rays in exchange for cash considerations, May 31, 2018.

Contract: Agreed to terms a 1-year contract through the 2019 season, avoiding arbitration, January 10, 2019. Under team control through 2022.

CAREER HIGHLIGHTS

- Last name is pronounced kuh-SAL-ee.
- On 7/27 and 7/28, 2015 for TB vs Det became the first rookie catcher in Major League history to hit at least 2 HR in consecutive apps (off David Price 2, Anibal Sánchez, Bruce Rondón).
- In 2013 was a mid-season Florida State League All-Star and the Rays' Minor League Player of the Month for August.
- On 8/24/13 for Montgomery caught all 9 innings of RHP Victor Mateo's no-hitter.
- In 2012 was a MiLB.com Tigers Organization All-Star.
- In his Major League career has thrown out 31-109 base runners attempting to steal (28%).

2018 SEASON

- On 5/31 was acquired from the Rays for cash considerations... the next day was promoted to the 25-man roster to replace C Tony Cruz, who was optioned to Louisville...spent the rest of the season with the Reds.
- The Reds went 16-16 in his starts behind the plate and posted a 3.52 ERA while he caught (297ip)...threw out 5-24 base runners attempting to steal (21%)...started 2 of the staff's 6 team shutouts.
- In addition to his 32 starts at C, made his first career apps at 1B (6g, 3gs) and at 2B (1g on 7/20 vs Pit).
- On 6/2 at SD started in his first Major League game of the season...in the second inning homered off Eric Lauer to become the first player to homer in his first Reds plate appearance since Adam Duvall on 8/31/15 at Cubs (off Justin Grimm).
- In the ninth inning of the 12-1 loss on 7/20 vs Pit made his first career apps at defensive positions other than catcher...began the inning at 1B, then moved to 2B following Alex Blandino's season-ending knee injury... became the second Major League player in 2018 to make his first career apps at 2 different positions in the same game...Det's Ronny Rodriguez, in his Major League debut, played 2B & 3B on 5/31 vs LAA and then on 7/10 at TB played 1B & SS.
- On 1/18 was signed by the Rangers to a minor league contract...on 3/21 was released...on 3/22 was signed by the Rays to a minor league contract...prior to his 5/31 trade to the Reds spent the season at Class AAA Durham.
- Following the season was eligible for arbitration as a Super 2...on 1/10/19 avoided arbitration by signing a 1-year contract for 2019.

2016: Made his first Opening Day roster and spent most of the season with the Rays.

2015: Hit his first Major League home run on 6/17 at Wsh off Jordan Zimmerman...on 7/27 and 7/28 became the first rookie catcher in Major League history to hit at least 2 HR in consecutive apps (off David Price 2, Anibal Sánchez, Bruce Rondón).

2014: Made his Major League debut on 7/18 at Min and in his first career plate appearance singled off Kyle Gibson.

2018 CATCHERS' ERA

Catcher	GS	IP	ER	ERA
Barnhart	47-66	991.0	543	4.93
Casali	16-16	297.0	116	3.52
Cruz	4-2	54.0	27	4.50
Federowicz	0-1	17.0	5	2.65
Mesoraco	0-10	82.0	54	5.93

2018 CATCHERS' CAUGHT STEALING %

Catcher	SB	CS	%
Barnhart	51	13	20%
Casali	19	5	21%
Cruz	1	0	0%
Federowicz	1	0	0%
Mesoraco	7	1	13%

PERSONAL: Graduated from New Canaan (CT) High School, where he played football, basketball and baseball...as a quarterback was All-State in football after leading his team to the state championship... was a high school teammate of NHL player and U.S. Olympian Max Pacioretty...hit .300 in all 4 seasons at Vanderbilt University, where he was a college teammate of Sonny Gray and Pedro Álvarez...was hosted on his campus visit by Álvarez and David Price...graduated from Vanderbilt with a degree in corporate communications...played for the 2010 Cape Cod League champion Cotuit Kettleers, where he was teammates with James McCann and C.J. Cron... his father, Lou, played quarterback at Columbia University in 1979 and 1980...one of his first youth baseball coaches was sports columnist and author Mike Lupica...follow on Twitter @Curtcasali.

MULTI-HOMER GAMES (2)

Date	Pitchers
7/28/15 for TB vs Det	David Price
7/27/15 for TB vs Det ...	A. Sánchez, B. Rondón

CASALI'S CAREER TRANSACTIONS

- Was selected by the Tigers in the 10th round of the June 2011 first-year player draft. Was signed by Harold Zonder.
- Was acquired by the Rays in exchange for LHP Kyle Lobstein, March 25, 2013.
- On disabled list with a strained left hamstring, August 26-remainder of the season, 2015.
- Was signed by the Angels to a minor league contract, December 1, 2017. Was released January 13, 2018.
- Was signed by the Rangers to a minor league contract, January 18, 2018. Was released, March 21.
- Was signed by the Rays to a minor league contract, March 22, 2018.
- Was acquired by the Reds in exchange for cash considerations, May 31, 2018.

CAREER FIELDING

Pos.	Pct.	G	PO	A	E	TC	DP	PB
C	.994	188	1297	86	9	1392	10	9
1B	1.000	*6	28	4	0	32	2	-
2B	.000	**1	0	0	1	1	0	-

* All in 2018 (6g, 3gs), ** Only career appearance at 2B on 7/20/18 vs Pit

Career Hitting

Yr	Club	AVG	G	AB	R	H	2B	3B	HR	RBI	SH	SF	HB	BB	SO	SB	CS	OBP	SLG	E
11	Connecticut - A	.278	10	36	7	10	2	0	1	2	0	0	2	6	5	0	0	.409	.417	0
	West Michigan - A	.227	25	75	10	17	7	0	2	14	2	1	1	13	9	0	0	.344	.400	1
12	West Michigan - A	.288	48	170	25	49	12	0	8	25	2	1	6	27	18	2	1	.402	.500	2
	Lakeland - A	.250	46	160	18	40	13	0	1	18	2	0	6	11	28	0	0	.322	.350	6
13	Charlotte - A	.267	46	165	15	44	6	1	5	22	0	0	1	18	31	1	0	.342	.406	4
	Montgomery - AA	.383	35	120	25	46	11	0	5	31	0	1	3	21	18	0	0	.483	.600	1
14	Montgomery - AA	.314	22	70	7	22	5	0	1	13	0	0	3	23	16	0	0	.500	.429	0
	Durham - AAA	.237	46	156	11	37	10	0	3	15	1	2	2	22	50	0	0	.335	.359	2
	Tampa Bay	.167	30	72	10	12	3	0	0	3	2	0	2	8	23	0	0	.268	.208	1
	Charlotte - A	.000	2	7	0	0	0	0	0	0	0	0	0	0	3	0	0	.000	.000	0
15	Durham - AAA	.205	32	112	14	23	4	0	4	13	0	0	3	17	29	1	0	.326	.348	1
	Tampa Bay	.238	38	101	13	24	6	0	10	18	1	1	2	8	34	0	0	.304	.594	1
16	Tampa Bay	.186	84	226	23	42	10	0	8	25	3	0	2	25	82	0	0	.273	.336	4
	Durham - AAA	.254	20	63	5	16	1	0	2	15	0	1	2	15	12	0	0	.407	.365	3
17	Durham - AAA	.263	85	300	36	79	10	0	5	48	1	1	4	37	65	0	0	.351	.347	2
	Tampa Bay	.333	9	9	2	3	0	0	1	3	0	1	0	3	3	0	0	.462	.667	0
18	Durham - AAA	.274	28	95	13	26	5	0	4	20	0	1	1	7	19	0	0	.327	.453	4
	Cincinnati	.293	52	140	15	41	10	0	4	16	1	1	2	12	32	0	2	.355	.450	4
	Major Totals	.223	213	548	63	122	29	0	23	65	7	3	8	56	174	0	2	.302	.401	10
	AL Totals	.199	161	408	48	81	19	0	19	49	6	2	6	44	142	0	0	.285	.385	6
	Reds Totals	.293	52	140	15	41	10	0	4	16	1	1	2	12	32	0	2	.355	.450	4
	Minor Totals	.267	445	1529	186	409	86	1	41	236	8	8	34	217	303	4	1	.369	.405	26

SINGLE-SEASON CAREER HIGH STREAKS

Hitting Streak: 4g, 8/17-8/21, 2015 & 4/30-5/6, 2016; **Hitless Streak:** 19ab, 6/15-6/25, 2015



LUIS CASTILLO

RHP

58

Age: 26 Ht.: 6-2 Wt.: 190 Bats: R Throws: R ML Service: 1.101

Born: 12/12/92 Birthplace: Bani, DR Resides: Bani, DR

Acquired: From the Marlins, along with RHP Austin Brice and minor league OF Isaiah White, for RHP Dan Straily, January 19, 2017.

Contract: Signed through the 2019 season and under team control through 2023.

CAREER HIGHLIGHTS

- Over the last 2 seasons led the Reds' pitching staff in wins (13, tied with Sal Romano), starts (46), innings pitched (259.0) and strikeouts (263).
- When acquired by the Reds in January 2017 was rated by *Baseball America* the second-best prospect in the Marlins' system and by MLB.com their fifth-best prospect.
- Was the Reds' Minor League Pitcher of the Month for June 2017.
- In 2016 was Marlins Minor League Pitcher of the Year, Florida State League Pitcher of the Year, a *Baseball America* High Class A All-Star, an MiLB.com Organizational All-Star, FSL mid-season All-Star and Marlins Minor League Pitcher of the Month for May.

10-STRIKEOUT GAMES (2)

Date	Strikeouts
9/1/18 at StL (6.2ip)	11
6/9/18 vs StL (6ip)	10

2018 SEASON

- At 25 years old and in just his second Major League season led the staff in wins, losses, starts, quality starts (11), innings pitched and strikeouts.
- Among National League leaders ranked T3rd in HR allowed and 10th in runs allowed.
- After the All-Star Game break, his 2.44 ERA over 11 starts was fifth-best in the National League and ninth-lowest in the Major Leagues.
- Received votes for the National League Pitcher of the Month Award for September after producing a 3-1 record while tying for the Major League lead with a 1.09 ERA.
- In his last 3 starts of the season went 2-0, 0.84 (21.1ip, 13h, 2er, 6bb, 6k, 1hr) and finished the year with a career-high 10.0-inning scoreless streak over his 2 final starts.
- His season-high 3-game winning streak from 5/8-5/24 (4gs, 3-0, 2.78) was the first winning streak of his career...produced an additional pair of 2-game winning streaks.
- In his 4-0 win on 9/1 at StL recorded a career-high 11 strikeouts, the second-highest total by a Reds pitcher in a game in 2018 (Tyler Mahle, 12k, 6/30 vs Mil).
- In the 10-inning, 1-0 loss on 9/21 at Mia, his final start of the season, didn't allow a run in 8.1 innings...was a career high for innings pitched in a game and the longest outing by a Reds pitcher in 2018.
- During spring training, from 3/13-3/17 spent time in New York with wife Delores while celebrating the birth of their first child, Brittany.

2017: Led National League rookies in ERA and opponents' batting average (.202) while ranking eighth among rookies in strikeouts...following the season was rated by *Baseball America* the seventh-best prospect in the Southern League...was the organization's Minor League Pitcher of the Month for June (4gs, 3-1, 1.42, 1cg at Pensacola)...the Reds went 7-8 in his 15 starts...with 8 quality starts ranked second on the staff behind Scott Feldman's 9 QS...produced all 8 quality starts in his last 12 apps beginning 7/8 (3-6, 2.84), including 6 QS in his last 8 apps beginning 7/30 (2-3, 2.37)...beginning 7/8 and among pitchers with at least 12 starts, his 2.84 ERA ranked seventh in the Major Leagues behind Corey Kluber (1.79), Justin Verlander (1.92), Kyle Hendricks (2.19), Luis Severino (2.40), Jake Arrieta (2.48) & Marcus Stroman (2.73)...beginning 7/30 and among pitchers with at least 8 starts, his 2.37 ERA ranked seventh in the Major Leagues behind Stephen Strasburg (0.84), Corey Kluber (1.42), Justin Verlander (1.65), Kyle Hendricks (2.23), Jake Arrieta (2.27) and Robbie Ray (2.28)...began the season at Pensacola and made 14 starts there before he was promoted on 6/23 to start at Wsh...joined the rotation along with RHP Homer Bailey to fill the spots in the rotation previously occupied by RHP Asher Wojciechowski (DFA) and RHP Bronson Arroyo (disabled)...spent the rest of the season with the Reds...in each of his first 2 career starts was the victim of a blown save...left his Major League debut with a 5-2 lead over Wsh and left the 4-3 win on 6/28 vs Mil with a 3-2 lead...in his debut on 6/23 at Wsh,

thanks to a 5-hit, 4-run top of the first inning made his first career plate appearance (groundout) before he threw his first career pitch...struck out his first batter (Trea Turner) and allowed a home run to his second (Brian Goodwin)...his Major League debut was his first professional appearance above Class AA...earned his first career win in his fourth start, on 7/8 at Ari (7-0 win, 6.2ip, 3h, 1bb, 8k)...made a second scoreless start on 8/15 at Cubs (2-1 win, 6ip, 2h, 2bb, 7k)...on 7/20 vs Ari singled off Patrick Corbin for his first career hit...on 5/5 at Chattanooga allowed a season-high 5 runs in 1.2 innings, his shortest start of the season...his ERA in his other 13 starts for Pensacola was 2.06.

SINGLE-SEASON CAREER HIGH STREAKS
Scoreless Streak By Game: 1g, many times; **Scoreless Streak By Inning:** 10.0, 9/16-9/21, 2018; **Winning Streak:** 3g, 5/8-5/24, 2018; **Losing Streak:** 4g, 5/29-6/16, 2018

MINOR LEAGUES

2016: Was Marlins Minor League Pitcher of the Year, Florida State League Pitcher of the Year, a *Baseball America* High Class A All-Star and an MiLB.com Marlins Organizational All-Star...also was Marlins Minor League Pitcher of the Month for May (5g, 4gs, 2-1, 1.67) and a Florida State League mid-season All-Star...combined to finish 8-6, 2.26 in 26 games and 24 starts for Class A Jupiter and Class AA Jacksonville...his sterling 2.26 ERA ranked third among all minor league pitchers with at least 24 starts...led the Florida State League in ERA (2.07) and opponents' batting average (.219) while ranking second in WHIP (0.96)...threw his only professional complete game on 8/17 for Jupiter, a 1-0 loss shortened by rain to 5.2 innings...on 7/29 was included as part of Mia's trade with SD that also sent RHP Jarred Cosart, RHP Carter Capps and 1B Josh Naylor to the Padres for RHP Andrew Cashner, RHP Colin Rea and RHP Tayron Guerrero...after Rea experienced right elbow issues following his lone start with Mia, the Padres and Marlins agreed to restructure part of the trade...on 8/1 Castillo was returned to the Marlins in exchange for Rea...**2015:** In his first season in Mia's organization, in 16 starts and 19 relief apps for Class A Greensboro and Jupiter combined to finish 6-6, 3.20...on 7/16 was promoted from Greensboro to Jupiter...**2014:** At the Giants' Class A Augusta affiliate ranked T2nd in the South Atlantic League in apps (48)...converted 10 of his 12 save opps, including each of his last 7...did not allow an earned run in 16 of his last 19 apps of the season...**2013:** Led the Dominican Summer League in saves (20), tied for league lead in games finished (24), and ranked T3rd in apps (27)...posted a 0.64 ERA after allowing only 2 earned runs all season (28.1ip)...**2012:** In his first professional season, 17 of his 19 apps for the Dominican Summer League Giants were longer than 1.0 inning.

CASTILLO'S CAREER TRANSACTIONS

- Was signed by the Giants as a non-drafted free agent, December 23, 2011.
- Was acquired by the Marlins, along with RHP Kendry Flores, in exchange for IF Casey McGehee, December 20, 2014.
- Was acquired by the Padres, along with RHP Jarred Cosart, RHP Carter Capps and 1B Josh Naylor, in exchange for RHP Andrew Cashner, RHP Colin Rea and RHP Tayron Guerrero, July 29, 2016.
- Was acquired by the Marlins in exchange for RHP Colin Rea, August 1, 2016.
- Was acquired by the Reds, along with RHP Austin Brice and minor league OF Isaiah White, in exchange for RHP Dan Straily, January 19, 2017.

Career Pitching

Yr	Club	W-L	ERA	G	GS	CG	SHO	SV	IP	H	R	ER	HR	BB	SO	WP	BK
12	DSL Giants - R	1-3	3.31	19	0	0	0	2	54.1	47	25	20	1	22	47	7	1
13	DSL Giants - R	0-1	0.64	27	0	0	0	*20	28.1	15	5	2	0	3	34	3	0
14	Augusta - A	2-2	3.07	48	0	0	0	10	58.2	56	23	20	6	25	66	3	0
15	Greensboro - A	4-3	2.98	25	7	0	0	4	63.1	59	25	21	1	19	63	2	0
	Jupiter - A	2-3	3.50	10	9	0	0	0	43.2	44	17	17	3	14	31	3	0
16	Jupiter - A	8-4	*2.07	23	21	1	0	0	117.2	95	29	27	2	18	91	3	0
	Jacksonville - AA	0-2	3.86	3	3	0	0	0	14.0	12	9	6	1	7	12	3	0
17	Pensacola - AA	4-4	2.58	14	14	1	0	0	80.1	68	24	23	5	13	81	3	1
	Cincinnati	3-7	^3.12	15	15	0	0	0	89.1	64	32	31	11	32	98	2	1
18	Cincinnati	10-12	4.30	31	31	0	0	0	169.2	158	89	81	28	49	165	4	2
Major Totals		13-19	3.89	46	46	0	0	0	259.0	222	121	112	39	81	263	6	3
Minor Totals		21-22	2.66	169	54	2	0	36	460.1	396	157	136	19	121	425	27	2

* Led league, In 2016 also led Florida State League in opponents' BA (.219), ^ Led National League rookies in ERA and opponents' BA (.202)

Career Hitting

Yr	Club	AVG	G	AB	R	H	2B	3B	HR	RBI	SH	SF	HB	BB	SO	SB	CS	OBP	SLG	E
17	Cincinnati	.069	15	29	0	2	0	0	0	1	3	0	0	1	11	0	0	.100	.069	0
18	Cincinnati	.102	31	59	4	6	1	0	0	2	4	0	0	2	23	0	0	.131	.119	0
Career Totals		.091	46	88	4	8	1	0	0	3	7	0	0	3	34	0	0	.121	.102	0



CHRISTIAN COLÓN

@C24Colon

INF

77

Age: 29 Ht.: 5-10 Wt.: 195 Bats: R Throws: R ML Service: 2.095

Born: 5/14/89 Birthplace: Cayey, Puerto Rico Resides: Peoria, AZ

Acquired: Was signed to a minor league contract with an invitation to 2019 Major League spring training camp, December 2, 2018.

Contract: Signed through the 2019 season and under team control through 2022.

Non-Roster

CAREER HIGHLIGHTS

- Was selected by the Royals in the first round (4th overall) of the June 2010 first-year player draft and was a member of their 2015 World Series championship team.
- Was on the Royals' Opening Day roster for 3 straight years from 2015-2017.
- Has 2 career hits in the Postseason, both in the 12th inning of clinching games.
- In the 12th inning of the deciding Game 5 of the 2015 World Series vs the Mets at Citi Field, his RBI-single produced the go-ahead winning run for the Royals.
- In the 12th inning of the 2013 American League Wild Card game at Oak, produced an RBI-infield single that tied the game and then scored the go-ahead winning run for the Royals.
- In 2011 and 2014 was an MiLB.com Royals Organization All-Star.
- In 2013 was named Omaha's Player of the Year after helping the club to Pacific Coast League and Triple-A championships.
- In 2012 was a Texas League All-Star and Northwest Arkansas' Player of the Year...that off-season, while playing for Ponce, was the Puerto Rico Winter League's Rookie of the Year.
- In 2011, after his first full professional season, was an Arizona Fall League Rising Star.

SINGLE-SEASON CAREER HIGH STREAKS

Hitting Streak: 8g, 4/21-5/3, 2015; **Hitless Streak:** 13ab, 8/24-9/10, 2016

2018 SEASON

- Spent the season with the Class AAA affiliates of the Braves and Mets.
- In 98 apps at Gwinnett and Las Vegas combined to hit .288 with 29 extra-base hits, 41 RBI and 12 steals.
- In December 2017 was signed by the Braves to a minor league contract with an invitation to 2018 Major League spring training camp.
- Began the minor league season at Gwinnett, where he made 16 apps until he was released on 5/9.
- On 5/18 was signed by the Mets to a minor league contract and spent the rest of the season at Las Vegas.
- Became a free agent following the season...on 12/2 was signed by the Reds to a minor league contract with an invitation to 2019 Major League spring training camp.

2017: Began the season on the Royals' Opening Day roster, but on 5/16 was claimed off waivers by the Marlins...overall made 24 Major League apps, his last on 6/20 vs the Nationals.

2016: Made his second consecutive Opening Day roster...started 29 games at 2B and 10 games at 3B over 3 stints with the Royals...on 9/15 vs Oak produced his first career HR in his 293rd at bat (3-run off Dillon Overton).

2014: In his Major League debut made 21 apps during 3 stints with the Royals...on 7/1 at Min made his Major League debut as a pinch hitter, then played shortstop...on 7/4 at Cle made his first career start, played 2B and produced 2 doubles (off Josh Tomlin, John Axford) and a triple (off Tomlin)...became only the second Royals batter ever with 3 extra-base hits in his first Major League start, joining Mark Quinn, who homered twice and doubled on 9/14/1999 vs the Angels.

MINOR LEAGUES

2013: Was Class AAA Omaha's Player of the Year after helping lead the Storm Chasers to Pacific Coast League and Triple-A championships...following the season hit .284 for Ponce in the Puerto Rico Winter League...**2012:** In just his second full season was a Texas League All-Star and Northwest Arkansas' Player of the Year...following the season was Rookie of the Year in the Puerto Rico Winter League (39g, .301, 13sb).

PERSONAL: Because of his father's job commitments attended 3 high schools, but graduated from Canyon High in Anaheim, CA...was Most Valuable Player of the 2006 Aflac All-American High School Baseball Classic... was drafted by the Padres in the 10th round of the June 2007 draft but elected to attend Cal State-Fullerton... in 2008 at CSF, hit .329 and was named a freshman All-American by *Baseball America*, Collegiate Baseball and Rivals.com...as a sophomore, hit .357 with 8 HR and 40 RBI to earn *Baseball America* and NCBWA second team All-American honors...in 2008 helped lead Team USA's national collegiate squad to a 24-0 record, including 8-0 at the FISU World Championships...follow on Twitter @C24Colon.

COLÓN'S CAREER TRANSACTIONS

- Was selected by the Padres in the 10th round of the June 2007 first-year player draft. Did not sign.
- Was selected by the Royals in the first round (4th overall) of the June 2010 first-year player draft. Was signed by Scott Groot.
- On Northwest Arkansas' disabled list, June 16-July 24, 2012; included a rehabilitation assignment at AZL Royals, July 16-24.
- On Omaha's disabled list with a right eye injury, August 14-remainder of the season, 2012.
- On Kansas City's disabled list with a fractured distal tip on the middle finger of his right hand, September 7-27, 2014.
- Was claimed off waivers by the Marlins, May 16, 2017.
- Was signed by the Braves to a minor league contract, December 4, 2017; was released May 9, 2018.
- Was signed by the Mets to a minor league contract, May 18, 2018.
- Was signed by the Reds to a minor league contract with an invitation to 2019 Major League spring training camp, December 2, 2018.

CAREER FIELDING								
Pos.	Pct.	G	PO	A	E	TC	DP	PB
2B	1.000	67	93	172	0	265	39	-
3B	.938	38	25	50	5	80	5	-
SS	.960	27	21	51	3	75	9	-

Career Hitting

Yr	Club	AVG	G	AB	R	H	2B	3B	HR	RBI	SH	SF	HB	BB	SO	SB	CS	OBP	SLG	E
10	Wilmington - A	.278	60	245	38	68	12	2	3	30	4	3	6	13	33	2	4	.326	.380	17
11	NW Arkansas - AA	.257	127	491	69	126	14	2	8	61	*21	4	6	46	51	7	7	.325	.342	18
12	AZL Royals - R	.364	7	22	6	8	3	0	0	4	0	0	1	4	0	1	1	.481	.500	1
	Omaha - AAA	.412	5	17	4	7	1	0	1	5	0	2	0	2	1	0	0	.429	.647	0
	NW Arkansas - AA	.289	73	273	33	79	9	2	5	27	7	2	2	31	27	12	6	.364	.392	17
13	Omaha - AAA	.273	131	512	72	140	12	3	12	58	15	2	7	41	57	15	4	.335	.379	17
14	Kansas City	.333	21	45	8	15	5	1	0	6	1	0	0	3	4	2	0	.375	.489	2
	Omaha - AAA	.311	86	344	55	107	18	0	8	47	6	5	3	30	29	15	4	.366	.433	7
	NW Arkansas - AA	.250	2	8	1	2	1	0	0	0	0	0	1	2	1	0	0	.333	.375	0
15	Kansas City	.290	43	107	8	31	5	0	0	6	1	0	0	11	17	3	2	.356	.336	5
	Omaha - AAA	.281	51	192	19	54	9	0	1	17	2	1	1	21	18	8	2	.353	.344	5
16	Kansas City	.231	54	147	13	34	6	0	1	13	1	0	2	11	31	0	1	.294	.293	1
	Omaha - AAA	.273	19	77	9	21	5	0	1	5	1	0	1	6	11	2	0	.333	.377	3
17	Kansas City	.176	7	17	1	3	0	0	0	0	1	0	0	1	3	0	0	.222	.176	0
	Miami	.152	17	33	3	5	1	0	0	0	1	0	0	4	7	0	0	.243	.182	0
	New Orleans - AAA	.302	49	149	17	45	8	0	1	13	8	1	3	16	26	6	3	.379	.376	3
18	Las Vegas - AAA	.304	82	270	44	82	22	1	6	38	0	1	6	36	30	11	5	.396	.459	10
	Gwinnett - AAA	.204	16	49	3	10	0	0	0	3	1	0	1	4	8	1	0	.278	.204	2
	Major Totals	.252	142	349	33	88	17	1	1	25	5	0	2	30	62	5	3	.315	.315	8
	AL Totals	.263	125	316	30	83	16	1	1	25	4	0	2	26	55	5	3	.323	.329	8
	NL Totals	.152	17	33	3	5	1	0	0	0	1	0	0	4	7	0	0	.243	.182	0
	Minor Totals	.283	708	2649	370	749	114	10	46	308	65	21	37	251	293	91	36	.351	.385	100

* Led Texas League

Wild Card Record

Yr	Club, Opponent	AVG	G	AB	R	H	2B	3B	HR	RBI	SH	SF	HB	BB	SO	SB	CS	OBP	SLG	E
14	KC at Oak	1.000	1	1	1	1	0	0	0	1	1	0	0	0	0	1	0	1.000	1.000	0

League Championship Series Record

Yr	Club, Opponent	AVG	G	AB	R	H	2B	3B	HR	RBI	SH	SF	HB	BB	SO	SB	CS	OBP	SLG	E
14	KC vs Bal	---	1	0	0	0	0	0	0	0	0	0	0	0	0	0	0	---	---	0

World Series Record

Yr	Club, Opponent	AVG	G	AB	R	H	2B	3B	HR	RBI	SH	SF	HB	BB	SO	SB	CS	OBP	SLG	E
15	KC vs NYM	1.000	1	1	1	1	0	0	0	1	0	0	0	0	0	0	0	1.000	1.000	0



ANTHONY

@ADeSclafani

RHP

DeSCLAFANI

28

Age: 28 Ht.: 6-1 Wt.: 195 Bats: R Throws: R ML Service: 4.062

Born: 4/18/90 Birthplace: Freehold, NJ Resides: Freehold, NJ

Acquired: From the Marlins, along with minor league C Chad Wallach, in exchange for RHP Mat Latos, December 11, 2014.

Contract: Agreed to terms a 1-year contract through the 2019 season, avoiding arbitration, January 11, 2019. Under team control through 2020.

CAREER HIGHLIGHTS

- Last name is pronounced DEE-scla-fah-nee.
- Missed the entire 2017 season with a sprained ulnar collateral ligament in his right elbow and the first 2 months of the 2018 campaign with a left oblique strain suffered in his third spring training appearance.
- In 2015 led National League rookies in starts (tied) and innings pitched.
- Was Arizona Fall League Pitcher of the Week for 11/4-11/10, 2014.
- In 2013 was the Marlins' Minor League Pitcher of the Year, Minor League Pitcher of the Month for April, a Marlins Organization and Florida State League All-Star and FSL Pitcher of the Week for 6/3-6/9.

STRIKEOUTS IN A SEASON, MODERN REDS ROOKIES

1. Gary Nolan, 1967.....	206
2. Orval Overall, 1905.....	173
3. Johnny Cueto, 2008.....	158
4. Tom Browning, 1985.....	155
5. Anthony DeSclafani, 2015.....	151

2018 SEASON

- Missed the first 2 months of the season while on the 60-day disabled list with a left oblique strain suffered in his third spring training appearance.
- After he came off the disabled list on 6/5 led the Reds' staff in starts (21), wins (7), innings pitched (115.0) and strikeouts (108).
- Before he was reinstated the day of his 6/5 start vs Col, his season debut, from 5/14-5/30 made 4 rehabilitation starts for Pensacola and Louisville (0-3, 4.66).
- Between his 9/28/16 and 6/5/18 apps, 17 other pitchers made starts for the Reds.
- Began the season 4-3, 5.47 in 10 starts through July, then received National League Pitcher of the Month Award votes for August after he went 3-1, 2.62 in 5 starts.
- Threw at least 6.0 innings in all 5 starts in August, 1 start shy of his career high for consecutive 6.0-inning starts (6gs, 6/21-7/20, 2016) and including a season-high 14.0 scoreless innings snapped in the third inning on 8/17 vs SF.
- From 8/4-8/17 became the first Reds pitcher to throw at least 7.0 innings in 3 straight starts since he did it from 8/21-9/2, 2016, tying his career-best streak...was the only Reds pitcher in 2018 to make 3 consecutive starts of at least 7.0 innings.
- In 4 starts from 6/10-7/9 went 4-0, 4.04...the 4-game winning streak tied Matt Harvey and Tyler Mahle for the longest by a Reds starter in 2018.
- In his last 4 starts of the season went 0-4, 6.64...the 4-game losing streak tied his career high (4g, 4/26-5/17, 2015).
- In the 11-2 win on 6/23 vs Cubs hit a grand slam (off Brian Duensing), the first home run of his career and only the fourth grand slam by a Reds pitcher (Bob Purkey on 8/1/59 vs Cubs, Al Hollingsworth on 5/28/1936 at Cubs, Ice Box Chamberlain on 4/30/1892 vs Wsh)...teammate and pitcher Michael Lorenzen a week later also hit a grand slam, but he hit his as a pinch hitter.

GRAND SLAMS BY REDS PITCHERS

Michael Lorenzen	6/30/2018 vs Mil
Anthony DeSclafani	6/23/2018 vs Chc
Bob Purkey	8/1/1959 vs Chc
Al Hollingsworth	5/28/1936 at Chc
Ice Box Chamberlain ..	4/30/1892 vs Wsh (ISP)
DeSclafani's off Chi's Brian Duensing	
Lorenzen's as a pinch hitter off Mil's Jacob Barnes	

2017: Spent the season on the disabled list with a sprained ulnar collateral ligament in his right elbow...didn't pitch for the Reds in spring training...was disabled on 4/2...was transferred to the 60-day DL on 4/5, when the Reds claimed off waivers from the Phillies IF/OF Tyler Goeddel...on 7/23 for the AZL Reds made his first rehabilitation appearance...following that start was transferred to Dayton...on 7/29 at Fort Wayne, threw 4.0 innings for the Dragons...on 8/3 at Great Lakes for Dayton, left his third rehab start after 9 batters with right elbow tendinitis...didn't pitch again until the instructional league.

2016: Began the season on the disabled list with a strained left oblique, suffered in his final spring training start...made consecutive rehab apps on 4/23 for Pensacola and 4/29 for Dayton before he felt soreness in the oblique...didn't make another rehab start until 5/25...on 6/10 was reinstated from the 15-day DL and that night vs the A's made his season debut in the Reds' 61st game...began the season 6-0, 2.94 through 11 starts...became the first Reds pitcher to produce at least 6 wins without a loss over his first 9 starts since Paul Wilson went 6-0 in his first 9 starts in 2004...through 17 starts went 8-3, 2.93...in his last 3 starts went 1-2, 5.63 to raise his overall ERA to 3.28...in 14 of his 20 apps produced quality starts, including a season-high 6 straight QS from 6/21-7/20 (5-0, 2.59)...coming out of the All-Star break made 11 starts (5-3, 3.30) before he skipped a turn on 9/12...returned to the rotation on 9/17 and didn't miss any of his last 3 starts (1-2, 5.63)...in the 13-0 win on 8/27 at Ari threw his first career complete game.

QUALITY START STREAKS BY NL ROOKIES IN 2015

Raisel Iglesias, Cin.....	7.....	8/1-9/2
Joe Ross, Wsh.....	6.....	6/13-8/6
Chris Heston, SF.....	6.....	6/25-7/27
Anthony DeSclafani, Cin.....	5.....	7/24-8/16
Taylor Jungmann, Mil.....	5.....	6/30-7/25

2015: In his first full Major League season led National League rookies in starts (tied) and innings pitched and ranked among the NL rookie leaders in ERA (5th), wins (T2nd), strikeouts (2nd) and opponents' BA (.273, 7th)...became the first rookie pitcher to lead the Reds in wins (tied with Mike Leake), starts, innings pitched and strikeouts since Art Fowler in 1954...also led the staff with 17 quality starts...became the

first Reds pitcher to lead NL rookies in starts since Johnny Cueto in 2008 and in innings pitched since Chris Reitsma in 2001...was 1 of 9 rookie pitchers who combined for 110 starts for the Reds, both single-season modern club records...the Reds' season-ending streak of 64 consecutive starts by rookies, beginning 7/29, is a modern Major League record...in a 1-0 win on 7/29 at StL and a 3-2 win on 8/4 vs StL became the first Reds rookie since Ewell Blackwell in 1946 to face the Cardinals in consecutive starts and win them both...was the first rookie for any team to do so since SF's Jerome Williams beat StL twice consecutively in July 2003...entered the season rated the sixth-best prospect in the organization.

2014: In his Major League debut made 5 starts and 8 relief apps during 5 stints with Mia...went 6-7, 3.78 in 19 starts and 1 relief appearance for the Marlins' Class AA Jacksonville and Class AAA New Orleans affiliates...began the season at Jacksonville...on 5/14 was promoted to Mia...made his Major League debut that night at LAD, started and earned the 13-3 win (6ip, 7h, 2er, 1bb, 7k, 1hr)...became the ninth Marlins pitcher to start and win his big league debut (most recent, Adalberto Mendez on 9/6/10 at Phi)...his 7 strikeouts tied for second-most in Marlins history in a debut (Jose Fernandez, 8k on 4/7/13 at NYM)...also singled off Brian Wilson and had 2rbi to become only the sixth starting pitcher since 1914 to produce a win and 2rbi in his big league debut (most recent, Pit's Gerrit Cole on 6/11/13 vs SF)...following the season pitched for Salt River in the prestigious Arizona Fall League (6gs, 1-0, 2.67, 27ip, 24h, 4bb, 24k)...was AFL Pitcher of the Week for 11/4-11/10...entered the season rated by *Baseball America* the Marlins' fifth-best prospect.

MINOR LEAGUES

2013: Was the Marlins' Minor League Pitcher of the Year, Minor League Pitcher of the Month for April (5gs, 3-1, 0.44), a Marlins Organization and Florida State League All-Star and FSL Pitcher of the Week for 6/3-6/9...in 25 starts at Class A Jupiter and Class AA Jacksonville combined to finish 9-6, 2.65...**2012:** In his first pro, at Class A Lansing led the Midwest League in winning percentage (11-3, .786)...led the Lugnuts' staff in wins while ranking second behind Justin Nicolino in starts and IP.

PERSONAL: In 2008 graduated from Colts Neck High School in Colts Neck, NJ...attended the University of Florida...follow on Twitter @ADeSclafani.

COMPLETE GAMES (1)							
Date	Opp	IP	H	ER	BB	SO	Result
8/27/16	at Ari	9.0	4	0	1	9	W,13-0
10-STRIKEOUT GAMES (2)							
Date	Strikeouts						
9/22/18	at Mia					10
9/12/15	vs StL					10
HOME RUNS AS A HITTER (1)							
Date	Pitcher						
6/23/18	vs Chi *				Brian Duensing	
* Grand slam							

DeSCLAFANI'S CAREER TRANSACTIONS

- Was selected by the Red Sox in the 22nd round of the June 2008 first-year player draft. Did not sign.
- Was selected by the Blue Jays in the sixth round of the June 2011 first-year player draft. Was signed by Joel Grampietro.
- Was acquired by the Marlins, along with RHP Henderson Alvarez, SS Yune! Escobar, IF Adeiny Hechavarria, C Jeff Mathis, OF Jake Marisnick and LHP Justin Nicolino, in exchange for OF Emilio Bonifacio, C John Buck, LHP Mark Buehrle, RHP Josh Johnson, IF Jose Reyes and cash, November 19, 2012.
- Was acquired by the Reds, with minor league C Chad Wallach, for RHP Mat Latos, December 11, 2014.
- On disabled list with a strained left oblique, April 3-June 9, 2016; was transferred to the 60-day DL, May 22; included rehabilitation assignments at Pensacola, April 23-28, at Dayton, April 29-May 1 and at Louisville, May 25-June 9.
- On disabled list with a sprained ulnar collateral ligament in his right elbow, April 2-remainder of the season, 2017; was transferred to the 60-day disabled list, April 5, when the Reds claimed off waivers from the Phillies IF/OF Tyler Goeddel; included rehabilitation assignments at AZL Reds, July 23-27 and at Dayton, July 28-August 3.
- On 60-day disabled list with a left oblique strain, March 29-June 4, 2018; included rehabilitation assignments at Pensacola, May 14-24 and at Louisville, May 25-June 4.

Career Pitching

Yr	Club	W-L	ERA	G	GS	CG	SHO	SV	IP	H	R	ER	HR	BB	SO	WP	BK
12	Lansing - A	11-3	3.37	28	21	0	0	0	123.0	145	55	46	3	25	92	6	2
13	Jupiter - A	4-2	1.67	12	12	0	0	0	54.0	48	18	10	3	9	53	3	0
	Jacksonville - AA	5-4	3.36	13	13	0	0	0	75.0	74	31	28	7	14	62	4	1
14	Jacksonville - AA	3-4	4.19	8	8	0	0	0	43.0	45	20	20	4	10	38	2	0
	New Orleans - AAA	3-3	3.49	12	11	0	0	0	59.1	48	23	23	2	21	59	4	0
	Miami	2-2	6.27	13	5	0	0	0	33.0	40	23	23	4	5	26	2	0
15	Cincinnati	9-13	4.05	31	*31	0	0	0	*184.2	194	93	83	17	55	151	6	0
16	#Dayton - A	0-0	0.00	1	1	0	0	0	5.0	3	0	0	0	1	3	1	0
	#Pensacola - AA	0-0	6.75	1	1	0	0	0	4.0	4	3	3	2	1	5	0	0
	#Louisville - AAA	0-1	5.54	3	3	0	0	0	13.0	12	8	8	4	0	11	0	0
	Cincinnati	9-5	3.28	20	20	1	1	0	123.1	120	51	45	16	30	105	6	1
17	#AZL Reds - R	0-0	7.71	1	1	0	0	0	2.1	3	3	2	0	1	3	0	0
	#Dayton - A	0-1	16.62	2	2	0	0	0	4.1	10	8	8	3	0	6	0	0
18	Cincinnati	7-8	4.93	21	21	0	0	0	115.0	118	68	63	24	30	108	4	0
	#Pensacola - AA	0-1	2.25	2	2	0	0	0	8.0	5	3	2	0	1	12	0	0
	#Louisville - AAA	0-2	6.35	2	2	0	0	0	11.1	15	8	8	5	2	10	0	0
Major Totals		27-28	4.22	85	77	1	1	0	456.0	472	235	214	61	120	390	18	1
Reds Totals		25-26	4.06	72	72	1	1	0	423.0	432	212	191	57	115	364	16	1
Minor Totals		26-21	3.53	85	77	0	0	0	402.1	412	180	158	33	85	354	20	3

Injury rehab, * Led National League rookies, In 2012 led the Midwest League in winning percentage (.786)

Career Hitting

Yr	Club	AVG	G	AB	R	H	2B	3B	HR	RBI	SH	SF	HB	BB	SO	SB	CS	OBP	SLG	E
14	Miami	.100	13	10	1	1	0	0	0	2	0	0	0	1	3	0	0	.182	.100	0
15	Cincinnati	.155	31	58	1	9	1	0	0	3	2	1	0	3	33	0	0	.194	.172	2
16	Cincinnati	.122	20	41	0	5	1	0	0	1	1	0	0	1	22	0	0	.143	.146	0
18	Cincinnati	.143	21	42	3	6	0	0	1	4	4	0	0	0	25	0	0	.143	.214	3
Career Totals		.139	85	151	5	21	2	0	1	10	7	1	0	5	83	0	0	.166	.172	5

SINGLE-SEASON CAREER HIGH STREAKS

Scoreless Streak By Game: 5g, 9/11-9/27, 2014; Scoreless Streak By Inning: 16.0, 4/14-4/26, 2015; Winning Streak: 6g, 6/21-7/25, 2016; Losing Streak: 4g (2x), 4/26-5/17, 2015 & 9/12-9/28, 2018



ODRISAMER

@despa40

RHP

DESPAIGNE

73

Age: 31 Ht.: 6-0 Wt.: 200 Bats: R Throws: R ML Service: 3.017

Born: 4/4/87 Birthplace: Havana, Cuba Resides: Davie, FL

Acquired: Was signed to a minor league contract with an invitation to Major League spring training camp, January 8, 2019.

Contract: Signed through the 2019 season and under team control through 2021.

Non-Roster

CAREER HIGHLIGHTS

- Last name is written Despaigne...name is pronounced oh-DREE-sah-mer deh-SPAWN-yay.
- In 5 Major League seasons has made 106 career apps for the Padres, Orioles, Marlins and Angels.
- Was the Pacific Coast League's Pitcher of the Week for the week ending 7/1/18.
- Played for the Havana Industriales of Cuba's Serie Nacional for 8 seasons before signing with the Padres in May 2014...in 213 career apps in Cuba went 61-43, 3.55 (957.1ip, 390bb, 684k).
- Is 1 of 5 players born in Cuba participating in the Reds' 2019 Major League spring training camp (RHP Raisel Iglesias, OF Yasiel Puig and minor leaguers RHP Vladimir Gutierrez, IF Alfredo Rodriguez).

SINGLE-SEASON CAREER HIGH STREAKS

Scoreless Streak By Game: 5g, 6/21-7/1, 2016; **Scoreless Streak By Inning:** 17.0, 5/21-5/31, 2015; **Winning Streak:** 2g (4x), Last: 3/30-4/8, 2018; **Lossing Streak:** 4g (2x), 8/17-9/14, 2017 & 6/7-7/21, 2015

2018 SEASON

- In 5 starts and 14 relief apps for the Marlins and Angels went 2-3, 6.69.
- Began the season with Mia...on 8/14 was traded to the Angels for cash and finished the season at LAA.
- In April and May spent time on the Marlins' disabled list with a strained right forearm.
- While pitching for Class AAA New Orleans was the Pacific Coast League's Pitcher of the Week for 6/26-7/1 (2g, 1gs, 10.1ip, 7h, 0r, 1bb, 8k).
- On 1/8/19 was signed by the Reds to a minor league contract with an invitation to Major League camp.

2015: In his second Major League season established career highs in almost every category...made his first appearance of the season on 4/9 vs SF, pitched in relief in that 12-inning, 1-0 Padres loss...entered that game in the third inning after starter Ian Kennedy was injured and threw 4.2 perfect innings, the longest perfect outing by a reliever in Padres history and the longest perfect appearance by a Major League relief pitcher since Pit's Vin Mazzaro went 5.0 perfect frames on 6/30/13 vs Mil...twice appeared in a single series as both a starter and reliever, at Col on 4/20 (start) and 4/23 (relief) and then at SF on 9/11 (relief) and 9/13 (start)...was the first Padres pitcher to appear in 2 separate series in the same season as both a starter and reliever since Andy Hawkins in 1983...the last Major League pitcher to do it was Montreal's Sun Woo Kim in 2004.

2014: After signing with the Padres as an undrafted free agent on 5/5, posted a 6.03 ERA in 7 minor league starts before he was promoted to the Padres...in his Major League debut on 6/23 at SF, threw 7.0 shutout innings to earn the 6-0 win (4h, 0bb, 1k)...became only the seventh Major League pitcher since 1914 to throw in his first career appearance at least 7.0 shutout innings without allowing a walk and the fourth pitcher in Padres history to throw at least 7.0 innings in his debut (Ricky Bones in 1991, Eric Nolte in 1987, Jimmy Jones in 1986)...was the second Cuban-born pitcher ever to appear in a game for the Padres and the first to ever make a start (Eddie Oropesa, 16g, 2004)...in his second start, a 2-1 win on 6/29 vs Ari, allowed just 1 run in 6.2 innings (5h, 4bb, 2k)...became the seventh player in Padres history to win each of his first 2 career apps, joining Mike Thompson (2006), Oliver Perez (2002), Brian Tollberg in (2000), Joey Hamilton (1994), Larry Hardy (1974) and Dave Freisleben (1974)...in the first 3 starts of his career threw at least 6.0 innings and allowed 1 run or fewer, the first starting pitcher in Padres history to do so and only the 11th Major League pitcher since 1914 to accomplish it...on 7/20 vs NYM didn't allow a hit until Daniel Murphy doubled with 2 outs in the top of the eighth inning...was the longest no-hit bid by the Padres since Aaron Harang, Josh Spence, Chad Qualls and Mike Adams combined to throw 8.2 no-hit innings on 7/9/11 at LAD...was the longest individual no-hit effort for the Padres since Chris Young on 9/7/08 at Mil went 7.2 no-hit innings before Gabe Kapler homered with 2 outs in the eighth inning.

2019 REDS

DESPAIGNE'S CAREER TRANSACTIONS

- Was signed by the Padres as an undrafted free agent, May 5, 2014.
- Was acquired by the Orioles in exchange for minor league RHP Jean Cosme, February 4, 2016.
- Was claimed off waivers by the Marlins, September 15, 2016.
- On Marlins' disabled list with a strained left oblique, March 30-April 10, 2017; included a rehabilitation assignment at Jupiter, April 10.
- On Marlins' disabled list with a strained right forearm, April 20-May 20, 2018; included a rehabilitation assignment at Jupiter, May 16-20.
- Was acquired by the Angels in exchange for cash, August 14, 2018.
- Was signed by the Reds to a minor league contract with an invitation to Major League spring training camp, January 8, 2019.

Career Pitching

Yr	Club	W-L	ERA	G	GS	CG	SHO	SV	IP	H	R	ER	HR	BB	SO	WP	BK
14	San Antonio - AA	0-0	1.17	2	2	0	0	0	7.2	4	1	1	0	5	12	0	0
	El Paso - AAA	1-3	7.61	5	5	0	0	0	23.2	36	20	20	3	13	29	1	0
	San Diego	4-7	3.36	16	16	0	0	0	96.1	85	44	36	6	32	65	0	0
15	San Diego	5-9	5.80	34	18	0	0	0	125.2	142	82	81	17	32	69	7	0
16	Norfolk - AAA	1-9	3.87	18	17	0	0	0	88.1	91	39	38	5	27	70	6	1
	Baltimore	0-2	5.60	16	0	0	0	0	27.1	32	18	17	3	15	17	0	1
	Miami	0-0	9.00	3	0	0	0	0	3.0	4	3	3	0	1	0	0	0
17	#Jupiter - A	0-0	0.00	1	1	0	0	0	4.0	0	0	0	0	1	7	0	0
	New Orleans - AAA	2-4	3.09	20	10	0	0	2	70.0	62	25	24	6	24	49	2	0
	Miami	2-3	4.01	18	8	0	0	1	58.1	57	31	26	3	24	31	1	0
18	Miami	2-0	5.31	11	1	0	0	0	20.1	22	16	12	1	8	18	0	0
	#Jupiter - A	0-0	9.00	1	1	0	0	0	1.0	1	1	1	1	1	1	0	0
	New Orleans - AAA	2-3	4.36	13	4	0	0	2	43.1	52	22	21	0	12	40	4	0
	Los Angeles (AL)	0-3	8.20	8	4	0	0	0	18.2	30	18	17	3	11	17	0	0
Major Totals		13-24	4.94	106	47	0	0	1	349.2	372	212	192	33	123	217	8	1
AL Totals		0-5	6.65	24	4	0	0	0	46.0	62	36	34	6	26	34	0	1
NL Totals		13-19	4.68	82	43	0	0	1	303.2	310	176	158	27	97	183	8	0
Minor Totals		6-19	3.97	60	40	0	0	4	238.0	246	108	105	15	83	208	13	1

Injury rehab

Career Hitting

Yr	Club	AVG	G	AB	R	H	2B	3B	HR	RBI	SH	SF	HB	BB	SO	SB	CS	OBP	SLG	E
14	San Diego	.000	16	24	0	0	0	0	0	0	3	0	0	1	10	0	0	.040	.000	3
15	San Diego	.067	34	30	0	2	1	0	0	0	3	0	0	1	11	0	0	.097	.100	0
17	Miami	.105	18	19	0	2	0	0	0	1	1	0	0	5	0	0	0	.105	.105	0
18	Miami	.250	11	4	0	1	0	0	0	0	0	0	0	0	1	0	0	.250	.250	0
	Los Angeles (AL)	.000	8	1	0	0	0	0	0	0	0	0	0	0	0	0	0	.000	.000	0
Career Totals		.064	87	78	0	5	1	0	0	1	7	0	0	2	27	0	0	.088	.077	3

NATIVES OF CUBA WHO PLAYED OR COACHED FOR REDS

Rafael Almedia, IF 1911-13	Reggie Otero, coach 1959-65	Jose Cardenal, coach 1993, 2002-03
Armando Marsans, OF 1911-14	Rogelio Alvarez, IF 1960, '62	Oswaldo Fernandez, P 2000-01
Mike Gonzalez, C 1914	Joe Azcue, C 1960	Aroldis Chapman, P 2010-15
Manuel Cueto, IF/OF 1917-19	Leo Cardenas, IF 1960-68	Yonder Alonso, 1B 2010-11
Adolfo Luque, P 1918-29	Tony Gonzalez, OF 1960	Brayan Peña, C 2014-15
Pedro Dibut, P 1924-25	Cookie Rojas, IF 1962	Raisel Iglesias, P 2015-18
Tommy de la Cruz, P 1944	Tony Perez, IF 1964-76, '84-86	
Vincente Amor, P 1957	Chico Ruiz, IF 1964-69	
Raul Sanchez, P 1957, '60	Mike de la Hoz, IF 1969	
Danny Morejon, OF 1958	Camilo Pasqual, P 1969	
Orlando Pena, P 1958-60	Pedro Ramos, P 1969	
Mike Cuellar, P 1959	Tony Menendez, P 1992	

Cardenas, Luque and Perez are in the Reds Hall of Fame. **Perez** is the only native of Cuba in the National Baseball Hall of Fame who played in the Major Leagues. Cooperstown Hall of Famers **P Martin Dihigo, P Jose Mendez** and **OF Cristobal Torriente** were born in Cuba but played in the Negro Leagues.



ZACH DUKE

@zach_duke

LHP

32

Age: 35 Ht.: 6-2 Wt.: 210 Bats: L Throws: L ML Service: 12.054

Born: 4/19/83 Birthplace: Clifton, TX Resides: Gallatin, TN

Acquired: Was signed to a 1-year contract through the 2019 season, February 11, 2019.

Contract: Signed through the 2019 season.

CAREER HIGHLIGHTS

- Is in his second stint with the Reds...after he was released by the Nationals in June 2013, was signed by the Reds to a minor league contract and posted a 0.84 ERA in 14 relief apps for Cin in August and September.
- His 325 apps over the last 5 seasons are 14th-most in the Major Leagues, third-most by a lefthanded pitcher.
- Is 1 of only 2 active pitchers with at least 169 Major League starts and 371 career relief apps (Oliver Pérez, 195gs, 408gr).
- From 2005-2010 made 159 of his first 160 Major League apps as a starter... beginning in 2011 has made 370 of his last 380 apps in relief (2011-2018).
- Since his most recent start, on 5/20/13, has posted a sterling 3.07 ERA in 341 consecutive relief apps (263.2ip, 90er).
- While playing for the Pirates in 2009 was a National League All-Star.
- Was the Pirates' Opening Day starting pitcher in 2007 and 2010.
- In 2005 finished fifth in the National League Rookie of the Year Award voting of the Baseball Writers' Association of America...was National League Pitcher of the Month in both July and August.
- While playing for the Cardinals in 2017 won the Darryl Kile Award in voting of the local chapter of the BBWAA for exemplifying Kile's traits of "a good teammate, a great friend, a fine father and a humble man."
- In 2014 received the Brewers' Unsung Hero Award for his dependable versatility and the team's Top Newcomer Award.
- In 2005 was a *Baseball America* Class AAA All-Star, the International League's Pitcher of the Year and Indianapolis' Most Valuable Player...was selected to participate in the Triple-A All-Star Game and Sirius XM All-Star Futures Game but did not attend either exhibition because he was promoted to the Pirates on 7/1...was the IL's Pitcher of the Month for May.
- In 2004 was the Pirates' Minor League Pitcher of the Year and Carolina League Pitcher of the Year.
- In his Major League debut on 7/2/05 for Pit at Mil recorded 9 strikeouts, still his career high...his 8 strikeouts in his second career start, on 7/7/05 vs Phi, remains the second-highest single-game total of his career.

MAJOR LEAGUE APPEARANCES LAST 5 SEASONS (2014-2018)

1. Bryan Shaw	369
2. Tony Watson, LHP	368
3. Tyler Clippard	353
4. Cody Allen	352
5. Dellin Betances	349
6. Justin Wilson, LHP	346
7. Jared Hughes	345
8. Brad Ziegler	338
9. Fernando Rodney	333
10. Addison Reed	329
11. Kenley Jansen	327
12. Jeury's Familia	326
Kelvin Herrera	326
14. Zach Duke, LHP	325

2018 SEASON

- In 72 apps for the Twins and Mariners posted a 4.15 ERA.
- Ranked T9th in the American League in games pitched.
- Began the season with the Twins...was traded to the Mariners on 7/30.
- Beginning 8/9, posted a 2.08 ERA over his last 21 apps of the season (13ip, 7h, 5bb, 10k).

2017: Missed the first half of the season while recovering from October 2016 "Tommy John" surgery to repair the torn ulnar collateral ligament in his left elbow...won the Darryl Kile Award in voting of the local chapter of the BBWAA for exemplifying Kile's traits of "a good teammate, a great friend, a fine father and a humble man"...made his season debut on 7/21...held the opponent scoreless in 22 of his 27 apps for the Cardinals.

2016: At the 7/31 deadline was traded from the WSox to the Cardinals...combined to post a 2.36 ERA in a career-high 81 apps...ranked second in the Major Leagues in games pitched (SD's Brad Hand, 82)...allowed just 2 HR in 61.0 innings...did not allow a run in 67 of his 81 apps...recorded his 2 saves on 6/22 for WSox at Bos and 8/30 for STL at Mil...made his 400th career appearance on 6/30 vs Min while pitching for the WSox.

- 2015:** His 71 apps were the most by a White Sox relief pitcher since Matt Thornton pitched in 74 games in 2012...established a career high with 26 holds, tying him with Thornton (2012) for the second-most in a season in White Sox history.
- 2014:** Went to spring training as a non-roster invitee but made the Brewers' Opening Day roster...in voting of the local chapter of the BBWAA, was named the Brewers' Unsung Hero Award for his dependable versatility in addition to the team's Top Newcomer Award...his 74 apps ranked seventh in the National League, while his average of 11.35 strikeouts per 9 innings ranked 11th...among NL lefthanded relievers ranked in the Top 10 in strikeout-to-walks ratio (3rd, 4.35), walks per 9 innings (3rd, 2.61), wins (T3rd), ERA (4th), WHIP (4th, 1.13), games (T4th), inherited runners scored percentage (6th), strikeouts (7th), HR per 9 innings (7th, 0.46), innings pitched (T7th) and opponents' batting average (8th)...didn't allow a run in 60 of his 74 apps...was the Brewers' Pitcher of the Month for July after posting a 0.00 ERA over 13 outings (11.2ip).
- 2013:** Was signed by the Nationals during spring training...was released on 6/10 and 3 days later was signed by the Reds to a minor league contract and sent to Class AAA Louisville...was released by the Reds on 8/3 but then on 8/13 was re-signed and returned to Louisville...in his first 14 apps during his first stint with the Bats, from 6/14-7/21, did not surrender a run (15ip, 9h, 14k, 3bb)...after posting a 1.30 in 26 relief apps overall for Louisville, was promoted on 8/30...after he joined the Reds was not charged with a run in 13 of his 14 apps and did not allow a hit in 9 of his 14 apps...retired the first batter 13-14 times and stranded 10-11 inherited baserunners...made 2 plate apps, 1 each for the Nationals and Reds, and singled in each...was not on the Reds' Postseason roster for the National League Wild Card game, a 6-2 loss at Pit.
- 2012:** In January was signed by the Astros to a minor league contract with an invitation to Major League spring training camp...was released on 3/27 and the next day was signed by the Nationals...reported to Class AAA and went 15-5, 3.51 in 26 starts before he was promoted on 9/3...led the International League in wins and ranked fourth in innings pitched...was an International League All-Star...was not on the Nationals' Postseason roster but traveled with the team.
- 2011:** Began the season on the Diamondbacks' disabled list with a fractured left hand...suffered the injury during a spring training game, on 3/12 vs Col, when he was hit by a line drive...picked up his first career save on 7/24 vs Col after tossing 4.0 shutout innings to cap a 7-0 Diamondbacks win...hit his first 2 career HR, on 5/28 at Hou (3-run off Bud Norris) and 6/13 at Fla (2-run off Ricky Nolasco).
- 2010:** Ranked second on the Pirates' staff with 8 wins, 29 games started and 159.0 innings pitched...led the team with 5 wins and 15 starts after the All-Star break...was the Pirates' Opening Day starter for the second time in his career (2007) and beat the Dodgers, 11-5...in June and July spent time on the disabled list with an ulnar flexor strain in his left elbow.
- 2009:** Was a National League All-Star...was named to the team to replace Giants RHP Matt Cain and did not appear in the game...with a career-high 11 wins tied Ross Ohlendorf for the staff lead...also led the Bucs' staff in innings pitched and ranked 12th in the National League in that category...ranked T3rd in the NL with 3 complete games, the most by a Pirates pitcher since Jeff Suppan had 3 CG in 2003...ranked seventh in the league in fewest walks per 9 innings (2.1)...for the fourth straight season was a member of the Pirates' Opening Day roster...started the third game of the season...in a 7-0 win vs Hou on 4/13 (9ip, 4h, 2bb, 5k), threw the first complete game shutout in a Pirates home opener since John Candelaria tossed a 7-hitter on 4/7/78 against the Cubs in a 1-0 victory over Rick Reuschel...threw just 88 pitches in a complete game, 2-0 loss to Gavin Floyd at WSox on 5/22.
- 2008:** Tied for the Pirates' staff lead in starts and ranked second in innings pitched.
- 2007:** As the Pirates' Opening Day starter allowed just 2 runs in 7.0 innings but received a no-decision in the 4-2, 10-inning win at Hou...spent all of July and August on the disabled list with left elbow tendinitis...on 7/2 was diagnosed with irritation of the ulnar collateral ligament...did not throw a baseball until playing catch on flat ground at Pirate City on 7/23...after he came off the disabled list, on 9/15 at Hou made the first relief appearance of his professional career.
- 2006:** In his first full season in the Major Leagues led the Pirates' staff in starts and innings pitched...his 215.1 innings were the most by a Pirates pitcher since Kris Benson tossed 217.2 innings in 2000 and the most by a Bucco lefthander since Zane Smith logged 228.0 innings in 1991...pitched at least 6.0 innings in 26 of his 34 starts, including each of his last 12 starts...recorded club's only 2 complete games (5/2 at Cubs, 8/11 vs StL)...14 of his 34 starts were decided by 1 run...in his last 6 starts posted a 2.30 ERA, the sixth-best mark in the National League in the season's final month.

2005: Finished fifth in the National League Rookie of the Year Award voting of the Baseball Writers' Association of America...was National League Pitcher of the Month in both July and August...led all National League rookies in ERA and tied for third in wins...was a *Baseball America* Class AAA All-Star, the International League's Pitcher of the Year and Indianapolis' Most Valuable Player...was selected to participate in the Triple-A All-Star Game and Sirius XM All-Star Futures Game but did not attend either exhibition because he was promoted to the Pirates...in his Major League debut went 8-2, 1.81 in 14 starts for Pit...during the season, twice beat future Hall of Famer Greg Maddux of the Cubs...was the International League's Pitcher of the Month for May (6gs, 4-2, 2.23)...in a 5-3 loss on 7/2 at Mil made his Major League debut (7ip, 5h, 3er, 1bb, 9k, 1hr)...his 9 strikeouts, still his single-game career high, were the most by a Pirates pitcher in his Major League debut since Tim Wakefield struck out 10 batters on 7/31/92 vs StL...earned his first career win in his second start, a 2-1 victory vs Phi (7ip, 6h, 0r, 1bb, 8k)...from 7/2-7/21 produced a 22-inning scoreless streak, still his career high and the longest by a National League rookie since Hou's Roy Oswalt in 2001 (24ip)...his 0.87 ERA through July was the best by any starting pitcher in the Major Leagues...with a 0.92 ERA after his first 6 starts (39.1ip, 34h, 4er, 10bb, 29k, 1hr), became only the fourth pitcher in the "live ball" era to produce an ERA below 1.00 after 6 career starts, joining LAD's Fernando Valenzuela (0.33, 1981), Bos' Boo Ferriss (0.50, 1945) and Montreal's Steve Rogers (0.88, 1973)...became only the second Pirates rookie pitcher to win each of his first 5 decisions (Whitey Glazner, 1921)...on 8/18 at NYM collected his first career hit, a single off Juan Padilla, to snap an 0-for-19 start.

COMPLETE GAMES (6)						
Date/Opp	IP	H	ER	BB	SO	Result
7/10/09 at Phi	8.0	5	3	3	6	L, 2-3
5/22/09 at ChiA	8.0	6	2	2	7	L, 0-2
4/13/09 vs Hou	9.0	4	0	2	5	W, 7-0
9/5/08 at SF	9.0	6	0	2	4	W, 7-0
8/11/06 vs StL	9.0	8	1	0	7	W, 7-1
5/2/06 at ChiN	9.0	5	0	1	2	W, 8-0

HOME RUNS AS A HITTER (2)	
Date	Pitcher
6/13/11 for Ari at Fla	Ricky Nolasco
5/28/11 for Ari at Hou	Bud Norris

MINOR LEAGUES

2004: Was the Pirates' Minor League Pitcher of the Year and Carolina League Pitcher of the Year...led all minor league pitchers with a 1.46 ERA and ranked T3rd with 15 wins...**2002:** Won his first 8 professional games before losing to the GCL Reds on 8/22.

PERSONAL: In 2001 graduated from Midway (TX) High School...in 2015, participated in a "My MaryCate: Meet and Greet" event at Chi's U.S. Cellular Field to raise funds to battle Apert Syndrome...in 2009, Zach and wife Kristin invited kids from the Pittsburgh Project (a Northside-based, non-profit community development organization serving the city's most vulnerable residents) to join them at PNC Park for baseball games...also in 2009 co-hosted the annual Players 4 Kids gala benefiting the Pittsburgh Kids Foundation.

DUKE'S CAREER TRANSACTIONS

- Was selected by the Pirates in the 20th round of the June 2001 first-year player draft.
- On Pirates' disabled list with a sprained left ankle, August 24-September 15, 2005.
- On Pirates' disabled list with left elbow tendinitis, June 29-September 10, 2007; was transferred to the 60-day disabled list, August 14; included rehabilitation assignments at GCL Pirates, August 22-28, at Indianapolis, August 29-September 3 and at State College, September 4-10.
- On Pirates' disabled list with an ulnar flexor strain in his left elbow, June 17-July 11, 2010; included a rehabilitation assignment at Altoona, July 5-10.
- Was acquired by the Diamondbacks in exchange for a player to be named (RHP Cesar Valdez, 12/9/10), November 24, 2010.
- On Diamondbacks' disabled list with a broken left hand, March 22-May 27, 2011; included rehabilitation assignments at Visalia, May 18-19 and at Reno, May 20-27.
- Was signed by the Astros to a minor league contract with an invitation to Major League spring training camp, January 21, 2012; was released March 27.
- Was signed by the Nationals to a minor league contract, March 28, 2012; was released June 10, 2013.
- Was signed by the Reds to a minor league contract, June 13, 2013.
- Was signed by the Brewers to a minor league contract with an invitation to Major League spring training camp, January 15, 2014.
- Was signed by the White Sox to a 3-year contract through the 2017 season, December 8, 2014.
- Was acquired by the Cardinals in exchange for OF Charlie Tilson, July 30, 2016.
- On Cardinals' 60-day disabled list following "Tommy John" surgery to repair the torn ulnar collateral ligament in his left elbow, March 29-July 20, 2017; included rehabilitation assignments at GCL Cardinals, June 30-July 3, at Palm Beach, July 4-6 and at Memphis, July 7-20.
- Was signed by the Twins to a 1-year contract through the 2018 season, December 28, 2017.
- Was acquired by the Mariners, along with cash, in exchange for 1B/3B Ryan Costello and RHP Chase De Jong, July 30, 2018.
- Was signed by the Reds to a 1-year contract through the 2019 season, February 11, 2019.

Career Pitching

Yr	Club	W-L	ERA	G	GS	CG	SHO	SV	IP	H	R	ER	HR	BB	SO	WP	BK
02	GCL Pirates - R	* 8-1	1.95	11	11	1	1	0	60.0	38	15	13	2	18	48	1	0
03	Hickory - A	8-7	3.11	26	26	1	1	0	141.2	124	66	49	7	46	113	2	2
04	Altoona - AA	5-1	^ 1.58	9	9	0	0	0	51.1	41	11	9	2	10	36	1	1
	Lynchburg - A	10-5	^ 1.39	17	17	1	0	0	97.0	73	24	15	3	20	106	1	0
05	Indianapolis - AAA	12-3	2.92	16	16	1	0	0	108.0	108	39	35	8	23	66	1	2
	Pittsburgh	8-2	1.81	14	14	0	0	0	84.2	79	20	17	3	23	58	1	0
06	Pittsburgh	10-15	4.47	34	34	2	1	0	215.1	* 255	116	107	17	68	117	8	1
07	Pittsburgh	3-8	5.53	20	19	0	0	0	107.1	161	74	66	14	25	41	0	1
	#GCL Pirates - R	0-0	1.35	2	2	0	0	0	6.2	5	1	1	0	2	3	0	0
	#Indianapolis - AAA	0-1	4.91	1	1	0	0	0	3.2	7	2	2	0	2	1	0	0
	#State College - A	1-0	1.59	1	1	0	0	0	5.2	3	1	1	0	2	3	0	0
08	Pittsburgh	5-14	4.82	31	31	1	1	0	185.0	230	111	99	19	47	87	2	2
09	Pittsburgh	11-16 *	4.06	32	32	3	1	0	213.0	231	101	96	23	49	106	2	1
10	Pittsburgh	8-15	5.72	29	29	0	0	0	159.0	212	115	101	25	51	96	4	3
	Altoona - AA	0-0	2.57	2	2	0	0	0	7.0	5	2	2	1	1	1	0	0
11	#Visalia - A	1-0	1.80	1	1	0	0	0	5.0	5	1	1	0	0	4	0	0
	#Reno - AAA	1-0	8.44	1	1	0	0	0	5.1	7	5	5	2	1	2	0	0
	Arizona	3-4	4.93	21	9	0	0	1	76.2	101	42	42	6	19	32	1	0
12	Syracuse - AAA	* 15-5	3.51	26	26	2	1	0	164.1	178	69	64	16	39	91	1	0
	Washington	1-0	1.32	8	0	0	0	0	13.2	11	2	2	0	4	10	0	0
13	Washington	1-1	8.71	12	1	0	0	0	20.2	31	22	20	2	8	11	1	0
	Louisville - AAA	2-0	1.30	26	0	0	0	2	27.2	19	4	4	2	5	34	0	0
	Cincinnati	0-1	0.84	14	0	0	0	0	10.2	8	1	1	1	2	7	1	0
14	Milwaukee	5-1	2.45	74	0	0	0	0	58.2	49	19	16	3	17	74	3	0
15	Chicago (AL)	3-6	3.41	71	0	0	0	1	60.2	47	26	23	9	32	66	0	0
16	Chicago (AL)	2-0	2.63	53	0	0	0	1	37.2	31	11	11	2	16	42	2	0
	St. Louis	0-1	1.93	28	0	0	0	1	23.1	17	5	5	0	13	26	2	0
17	#GCL Cardinals - R	0-0	0.00	2	2	0	0	0	2.0	1	0	0	0	0	3	0	0
	#Palm Beach - A	0-0	0.00	1	0	0	0	0	1.0	1	0	0	0	0	1	0	0
	#Memphis - AAA	0-0	0.00	6	0	0	0	0	6.0	2	0	0	0	1	6	0	0
	St. Louis	1-1	3.93	27	0	0	0	0	18.1	13	8	8	3	6	12	2	0
18	Minnesota	3-4	3.62	45	0	0	0	0	37.1	44	19	15	0	15	39	3	0
	Seattle	2-1	5.52	27	0	0	0	0	14.2	13	9	9	1	6	12	0	0
Major Totals		66-90	4.30	540	169	6	3	4	1336.2	1533	701	638	128	401	836	32	8
AL Totals		10-11	3.47	196	0	0	0	2	150.1	135	65	58	12	69	159	5	0
NL Totals		56-79	4.40	344	169	6	3	2	1186.1	1398	636	580	116	332	677	27	8
Reds Totals		0-1	0.84	14	0	0	0	0	10.2	8	1	1	1	2	7	1	0
Minor Totals		63-23	2.61	148	115	6	3	2	692.1	617	240	201	43	170	518	7	5

Injury rehab, * Led league, ^ In 2004 led all minor league pitchers in ERA (1.46 combined)

Career Hitting

Yr	Club	AVG	G	AB	R	H	2B	3B	HR	RBI	SH	SF	HB	BB	SO	SB	CS	OBP	SLG	E
05	Pittsburgh	.143	14	28	1	4	0	0	0	1	0	1	0	2	10	0	0	.194	.143	0
06	Pittsburgh	.191	34	68	2	13	3	0	0	7	9	0	0	1	32	0	0	.203	.235	1
07	Pittsburgh	.250	21	32	3	8	0	0	0	3	3	0	0	0	12	0	0	.250	.250	0
08	Pittsburgh	.158	32	57	2	9	0	0	0	1	6	0	0	2	20	0	0	.186	.158	2
09	Pittsburgh	.200	33	60	1	12	2	0	0	5	14	1	0	4	18	0	0	.246	.233	2
10	Pittsburgh	.063	32	48	5	3	2	0	0	0	8	0	0	2	17	0	0	.100	.104	0
11	Arizona	.300	21	20	3	6	0	0	2	6	2	0	0	1	7	0	0	.333	.600	0
12	Washington	.000	8	1	0	0	0	0	0	0	0	0	0	0	0	0	0	.000	.000	0
13	Cincinnati	1.000	14	1	0	1	0	0	0	0	0	0	0	0	0	0	0	1.000	1.000	0
	Washington	1.000	12	1	0	1	0	0	0	0	0	0	0	0	0	0	0	1.000	1.000	0
14	Milwaukee	.000	74	1	0	0	0	0	0	0	1	0	0	0	1	0	0	.000	.000	0
18	Minnesota	.000	45	1	0	0	0	0	0	0	0	0	0	1	0	0	0	.000	.000	2
Career Totals		.179	340	318	17	57	7	0	2	23	43	2	0	12	118	0	0	.208	.220	9

SINGLE-SEASON CAREER HIGH STREAKS

Scoreless Streak By Game: 16g, 6/22-7/30, 2014; **Scoreless Streak By Inning:** 22.0, 7/2-7/21, 2005; **Winning Streak:** 6g, 7/7-8/18, 2005 (first 6 decisions of his career); **Losing Streak:** 9g, 6/25-8/27, 2008



PHILLIP ERVIN

@Mr_MagicErvin

OF
6

Age: 26 Ht.: 5-10 Wt.: 207 Bats: R Throws: R ML Service: 0.162

Born: 7/15/92 Birthplace: Mobile, AL Resides: Goodyear, AZ

Acquired: Was selected in the first round (27th overall) of the June 2013 first-year player draft. Was signed by Ben Jones.

Contract: Signed through the 2019 season and under team control through 2024.

CAREER HIGHLIGHTS

- Was selected by the Reds with the 27th overall pick of the June 2013 first-year player draft...was scouted and signed by Ben Jones.
- Became the first baseball player drafted out of Samford University and the highest draft pick in the school's history in any sport.
- In 2016 was the Southern League All-Star Game's Top Star and the SL's Batter of the Week for 4/25-5/1.
- In 2015 was a mid-season Florida State League All-Star, MiLB.com Organization All-Star and Arizona Fall League Rising Star.
- In 2013 twice was named Pioneer League Player of the Week (6/14-6/20, 7/17-7/22) and was rated the organization's best hitter for average.
- In January 2017 attended Major League Baseball's Rookie Development Program.

REDS POSITION PLAYERS TO PITCH, MOST RECENT

Brandon Dixon	8/31/18 at StL (12-5 loss)
Brandon Dixon	8/13/18 vs Cle (10-3 loss)
Phillip Ervin	8/8/18 at NYM (8-0 loss)
Alex Blandino	7/11/18 at Cle (19-4 loss)
Cliff Pennington	4/12/18 vs StL (13-4 loss)
Scooter Gennett	8/14/17 at Chi (15-5 loss)
Tyler Holt	8/22/16 vs LAD (18-9 loss)
Skip Schumaker	8/21/14 vs Atl (8-0 loss)
Paul Janish	7/6/09 at Phi (22-1 loss)
Paul Janish	5/6/09 vs Mil (15-3 loss)

2018 SEASON

- Was 1 of 5 rookies on the Opening Day roster (RHP Tyler Mahle, RHP Jackson Stephens, RHP Zack Weiss, OF Jesse Winker)...was his first Opening Day roster.
- Overall had 3 stints on the Reds' roster, from Opening Day-4/25 (16g, 8gs), 6/21-6/23 (3g) and 7/20-remainder of the season (59g, 48gs).
- Made his 56 starts in LF (29gs), RF (24gs) and CF (3gs)...following 19 consecutive starts in LF (8/26-9/19), made his last 5 starts of the season in RF while Scott Schebler played LF...also made 1 pitching appearance (8/8 at NYM).
- Made 42 of his 56 starts after 7/30, when LF Adam Duvall was traded to the Braves.
- With 1 out in the eighth inning on 7/23 vs StL broke up the Cardinals' no-hitter with a pinch-hit single off reliever Jordan Hicks...in that game, Cardinals starter RHP Daniel Ponceleon made his Major League debut with 7.0 hitless innings (3bb, 3k).
- With 2 outs in the bottom of the eighth of the 8-0 loss on 8/8 at NYM made the first pitching appearance of his career, induced Devin Mesoraco to ground out and end the inning...was the third of 4 Reds position players to pitch in 2018 (Cliff Pennington, Alex Blandino, Brandon Dixon).
- In the 11th inning of the 2-1 win on 8/17 vs SF hit the first walkoff HR of his career (solo off Ray Black).
- In the 12-6 win on 9/7 win vs SD produced his first career 2-HR game (off Matt Strahm, Miguel Diaz), a career-high 4 runs and tied career highs with 3 hits and 4 RBI...was 1 of only 2 Reds batters to score 4 runs in a game in 2018 (José Peraza).
- In his last 23 apps at Louisville prior to his 7/20 promotion hit .384 with 13 multi-hit games (5hr, 29rbi, .450obp, .663slg, 1.113 ops).
- From 4/30-5/17 was on Louisville's disabled list with a left thumb sprain.

2017: Spent most of the season at Class AAA Louisville, where he led the team and ranked T4th in the International League in stolen bases (23)...in his Major League debut made 28 apps and 11 starts during 4 stints for the Reds...from 4/21-4/25 made 2 pinch-hit apps and an appearance in RF as a defensive replacement...from 8/1-8/5 was on the roster for 5 days but did not make an appearance...from 8/15-8/22

SINGLE-SEASON CAREER HIGH STREAKS
Hitting Streak: 7g, 8/30-9/9, 2017; Hitless Streak: 12ab, 9/10-9/15, 2018

went 5-for-8 with a double, 2 HR and 6 RBI in 4 apps, including his

first career start (RF, 8/17 at Chi)...joined the Reds for the final time on 8/25, when OF Jesse Winker was disabled...for the Reds played LF (5g, 1gs), RF (5g, 3gs) and CF (9g, 7gs)...after Billy Hamilton suffered a fractured thumb on 9/6, started in the outfield in 3 of the Reds' 4 games (2gs in CF, 1gs in LF) until Jesse Winker came off the DL on 9/12...in the second inning of the 12-8 loss on 4/22 vs Cubs made his Major League debut as a pinch hitter and off Jake Arrieta hit into a fielder's choice...on 8/16 at Cubs entered the game in RF as part of a double switch and homered off Hector Rondon for his first Major League hit...became the first Reds batter to homer for his first career hit since Juan Encarnacion did it on 9/18/09 vs Fla off Leo Nunez... in the 13-10 win on 8/17 at Cubs made his first career start (RF) and hit a 2-run HR in the top of the seventh inning that snapped the 9-9 tie (3-4, 1 2b, 1hr, 4rbi, 1bb, 3r)...entered the season rated by *Baseball America* the 18th-best prospect in the organization.

MULTI-HOMER GAMES (1)	
Date	Pitchers
9/7/18 vs SD Matt Strahm, Miguel Diaz
WALKOFF HOME RUNS (1)	
Date (Inning)	Pitcher
8/17/18 (11) Ray Black

MINOR LEAGUES

2016: In his first full season at Class AA, for Pensacola was the Southern League All-Star Game's Top Star and the SL's Batter of the Week for 4/25-5/1...with 36 stolen bases led all Reds minor league players (36-46, 78%)...attended his first Major League spring training camp...on 11/18 was added to the Reds' 40-man roster...**2015:** In 126 apps at Class A Daytona and Class AA Pensacola combined to produce 14hr, 71rbi and 34 stolen bases...was a mid-season Florida State League All-Star, MiLB.com Organization All-Star and Arizona Fall League Rising Star...ranked among all Reds minor leaguers in HR (1st), RBI (2nd) and steals (2nd)...played for the Peoria Javelinas in the AFL (18g, .209, 4 2b, 1hr, 13rbi)...was AFL Player of the Week for 11/3-11/9 (.333, 1 2b, 1hr, 8rbi, 2sb)...**2014:** Was rated by MLB.com the seventh-best prospect in the organization...ranked second among all Reds farmhands with 30 steals...**2013:** Was rated the organization's third-best prospect by *Baseball America* and the fourth-best by MLB.com...in *Baseball America's* Best Tools survey was selected as the organization's best hitter for average...**2012:** Following his junior season at Samford University was named Most Valuable Player of the prestigious Cape Cod League.

PERSONAL: Played baseball, football and basketball at LeRoy (AL) High School...majored in sociology at Samford University in Birmingham, AL, where as a junior in 2013 he was a pre-season All-American and pre-season Southern Conference Player of the Year...finished that 2013 season hitting .337 (55g, 14 2b, 11hr, 40rbi, 21sb, 58r), then was selected by the Reds in the draft's first round...follow on Twitter @Mr_MagicErvin.

ERVIN'S CAREER TRANSACTIONS

- Was selected by the Reds in the first round (27th overall) of the June 2013 first-year player draft. Was signed by Ben Jones.
- On Dayton's disabled list with a sprained left wrist, August 14-remainder of the season, 2013.
- On Daytona's disabled list with a strained left hamstring, June 27-July 5, 2015.
- On Louisville's disabled list with a left thumb sprain, April 30-May 17, 2018.

CAREER FIELDING								
Pos.	Pct.	G	PO	A	E	TC	DP	PB
P	----	*1	0	0	0	0	0	-
CF	.968	13	29	1	1	31	0	-
LF	.986	44	69	1	1	71	0	-
RF	.943	38	49	1	3	53	0	-

* Only pitching appearance on 8/8/18 at NYM (8th inning, 8-0 loss)

Career Hitting

Yr	Club	AVG	G	AB	R	H	2B	3B	HR	RBI	SH	SF	HB	BB	SO	SB	CS	OBP	SLG	E
13	Billings - R	.326	34	129	27	42	9	1	8	29	0	0	3	17	24	12	0	.416	.597	3
	Dayton - A	.349	12	43	7	15	2	0	1	6	0	0	0	8	10	2	1	.451	.465	0
14	Dayton - A	.237	132	498	68	118	34	7	7	68	0	10	7	46	110	30	5	.305	.376	1
15	Daytona - A	.242	109	405	68	98	18	0	12	63	1	7	9	53	83	30	7	.338	.375	5
	Pensacola - AA	.235	17	51	7	12	3	0	2	8	0	0	2	13	15	4	3	.409	.412	0
16	Pensacola - AA	.239	123	419	71	100	22	3	13	45	0	3	18	65	88	36	10	.362	.399	3
17	Louisville - AAA	.256	99	363	46	93	20	2	7	40	5	0	2	37	83	23	6	.328	.380	5
	Cincinnati	.259	28	58	8	15	2	0	3	10	1	0	1	4	15	4	1	.317	.448	2
18	Louisville - AAA	.289	48	173	25	50	12	4	5	38	1	3	5	20	39	10	7	.373	.491	3
	Cincinnati	.252	78	218	27	55	10	1	7	31	0	4	5	20	60	6	1	.324	.404	3
	Major Totals	.254	106	276	35	70	12	1	10	41	1	4	6	24	75	10	2	.323	.413	5
	Minor Totals	.254	574	2081	319	528	120	17	55	297	7	23	46	259	452	147	39	.346	.407	20

Career Pitching

Yr	Club	W-L	ERA	G	GS	CG	SHO	SV	IP	H	R	ER	HR	BB	SO	WP	BK
18	Cincinnati	0-0	0.00	1	1	0	0	0	0.1	0	0	0	0	0	0	0	0

* Only pitching appearance on 8/8/18 at NYM (8-0 loss, Devin Mesoraco grounded out to end the 8th inning)



KYLE FARMER

@kFarm17

C / INF

52

Age: 28 Ht.: 6-0 Wt.: 214 Bats: R Throws: R ML Service: 0.129

Born: 8/17/90 Birthplace: Atlanta, GA Resides: Atlanta, GA

Acquired: From the Dodgers, along with OF Matt Kemp, OF Yasiel Puig, LHP Alex Wood and cash, in exchange for RHP Homer Bailey, IF Jeter Downs and RHP Josiah Gray, December 21, 2018.

Contract: Signed through the 2019 season and under team control through 2024.

CAREER HIGHLIGHTS

- In his Major League career has played 3B (26g, 14gs), C (4g) and 1B (2g, 1gs).
- In the 11-inning, 3-2 Dodgers win on 7/30/17 became the first player in franchise history to produce a game-ending hit in his first career plate appearance (2-run double off SF's Albert Suárez).
- In 2015 participated in the Sirius XM All-Star Futures Game at Great American Ball Park in Cincinnati.
- In 2013 and 2015 was an MiLB.com Dodgers Organization All-Star.
- Was a mid-season All-Star in 2014 (Midwest League), 2015 (California League) and 2016 (Texas League).
- Before converting to catcher as a professional was an elite shortstop in college...at the University of Georgia, where he was a roommate and teammate of current Reds LHP Alex Wood, established career and single-season fielding percentage records for that middle infield position...appeared in 212 career games for the Bulldogs, including 211 starts at shortstop.

SINGLE-SEASON CAREER HIGH STREAKS

Hitting Streak: 4g, 4/7-4/13, 2018; **Hitless Streak:** 9ab, 3/31-4/4, 2018

2018 SEASON

- Spent most of the season at Class AAA Oklahoma City, where he produced 32 extra-base hits in just 79 games, but also made 39 apps during 3 stints with the National League champion Dodgers.
- Made his first Major League Opening Day roster and made 30 apps for the Dodgers before he was optioned to Oklahoma City on 5/13...made 2 more apps for LAD during a second stint from 6/15-6/19, then appeared in 7 additional games as a September callup.
- For LAD played primarily 3B (26g, 14gs) but also made 4 apps behind the plate and 2 apps/1 start at 1B.

2017: In his Major League debut made 20 apps during 3 stints with the National League champion Dodgers... was promoted on 7/28 and 2 days later vs SF made his first career appearance...in the bottom of the 11th inning of that 3-2 win at Dodger Stadium on 7/30, pinch hit and produced a game-ending, 2-run double off Albert Suárez...became the first player in franchise history to produce a walkoff hit in his first Major League plate appearance and the first player on any team to do it since Tor's Tomas Perez on 5/3/95...became the first Dodgers player to produce a walkoff win with his first career hit since pitcher Darren Dreifort's RBI-single on 5/27/94 vs Pit and the first Dodgers position player to do it since Greg Brock's RBI-single on 9/5/82 vs Pit...spent most of the season at Class AA Tulsa and Class AAA Oklahoma City, where he played C (51g), 3B (29g), 2B (6g), 1B (6g) and SS (2g)...produced his only Postseason RBI on a sacrifice fly in Game 3 of the National League Championship Series vs the Cubs.

MINOR LEAGUES

2015: With 40 doubles at Class A Rancho Cucamonga and Class AA Tulsa ranked T9th among all minor league batters...following the season played for Glendale in the prestigious Arizona Fall League (.293/.323/.517, 7 2b, 2hr, 13rbi).

PERSONAL: Attended Marist High School in Atlanta, where he played baseball and football...at the University of Georgia appeared in 212 games, including 211 starts at shortstop, and hit .308 with 63 doubles, 7 triples, 18 HR, 168 RBI and 11 stolen bases...holds the career record for fielding percentage by a Georgia shortstop (.968 in 1,045 total chances) and the single-season record for fielding percentage by a Bulldog shortstop (.978 in 2013)...ranks among Georgia's all-time leaders in games played, total bases, at bats, hits, doubles and RBI...as a junior and senior at UGA was named to the Athletic Director's Academic Honor Roll...in the hit movie *The Blind Side* made a cameo appearance as a high school quarterback.

FARMER'S CAREER TRANSACTIONS

- Was selected by the Yankees in the 35th round of the June 2012 first-year player draft. Did not sign.
- Was selected by the Dodgers in the eighth round of the June 2013 first-year player draft. Was scouted and signed by Lon Joyce.
- Was acquired by the Reds, along with OF Matt Kemp, OF Yasiel Puig, LHP Alex Wood and cash, in exchange for RHP Homer Bailey, IF Jeter Downs and RHP Josiah Gray, December 21, 2018.

		CAREER FIELDING						
Pos.	Pct.	G	PO	A	E	TC	DP	PB
1B	1.000	2	12	1	0	13	1	-
3B	.976	26	6	35	1	42	4	-
C	1.000	4	5	1	0	6	0	0

Career Hitting

Yr	Club	AVG	G	AB	R	H	2B	3B	HR	RBI	SH	SF	HB	BB	SO	SB	CS	OBP	SLG	E	
13	Ogden - R	.347	41	167	37	58	19	0	4	36	0	4	6	7	21	1	1	.386	.533	4	
14	Great Lakes - A	.310	57	229	25	71	16	4	2	35	0	2	3	15	24	9	3	.357	.441	1	
	R. Cucamonga - A	.238	36	130	8	31	5	1	0	15	2	1	3	10	28	2	0	.306	.292	3	
15	R. Cucamonga - A	.337	44	163	33	55	14	6	1	27	0	2	5	12	25	5	2	.396	.515	1	
	Tulsa - AA	.272	76	283	25	77	26	1	2	39	0	4	4	14	55	0	1	.311	.392	2	
16	Tulsa - AA	.256	74	266	31	68	18	2	5	31	0	3	3	25	44	2	0	.323	.395	9	
	#AZL Dodgers - R	.294	4	17	4	5	0	0	2	4	0	0	0	1	1	0	0	.333	.647	0	
17	Tulsa - AA	.339	33	124	21	42	7	0	3	18	0	1	0	16	13	1	0	.411	.468	3	
	Oklahoma City - AAA	.305	59	223	32	68	16	1	7	38	0	0	4	13	36	0	4	.354	.480	2	
	Los Angeles (NL)	.300	20	20	1	6	1	0	0	2	0	0	0	3	0	0	0	.300	.350	0	
18	Los Angeles (NL)	.235	39	68	1	16	4	1	0	9	0	1	3	5	15	0	0	.312	.324	1	
	Oklahoma City - AAA	.288	79	288	37	83	24	1	7	36	0	3	4	17	50	1	1	.333	.451	3	
Major Totals		.250	59	88	2	22	5	1	0	11	0	1	3	5	18	0	0	.309	.330	1	
Minor Totals		.295	503	1890	253	558	145	16	33	279	2	20	32	130	297	21	12	.347	.441	28	
# Injury rehab																					

Division Series Record

Yr	Club, Opponent	AVG	G	AB	R	H	2B	3B	HR	RBI	SH	SF	HB	BB	SO	SB	CS	OBP	SLG	E
17	LAD vs Ari	.000	1	1	0	0	0	0	0	0	0	0	0	0	1	0	0	.000	.000	0

League Championship Series Record

Yr	Club, Opponent	AVG	G	AB	R	H	2B	3B	HR	RBI	SH	SF	HB	BB	SO	SB	CS	OBP	SLG	E
17	LAD vs Chi	.000	4	3	0	0	0	0	0	1	0	1	0	0	1	0	0	.000	.000	0



BRANDON FINNEGAN

@bfinny29

LHP

29

Age: 25 **Ht.:** 5-11 **Wt.:** 198 **Bats:** L **Throws:** L **ML Service:** 2.150

Born: 4/14/93 **Birthplace:** Fort Worth, TX **Resides:** Fort Worth, TX

Acquired: From the Kansas City Royals, along with LHP John Lamb and LHP Cody Reed, in exchange for RHP Johnny Cueto, July 26, 2015.

Contract: Signed through the 2019 season and under team control through 2022.

CAREER HIGHLIGHTS

- As Kansas City's top pick in the June 2014 first-year player draft was selected 17th overall...was scouted and signed by Chad Lee.
- When promoted in September 2014 became just the third Royals draft pick to debut in the same season he was selected, joining Bo Jackson (4th round, 1986) and Jeff Granger (1st round, 1993).
- Is the only player ever to appear in the NCAA College World Series and Major League Baseball's World Series in the same year...made 7 Postseason relief apps during the Royals' run to the 2014 American League championship, including 2 apps in the World Series vs the eventual champion Giants.

STARTING UP

LHP Brandon Finnegan is 1 of only 5 Reds pitchers since 1900 to begin a season with consecutive apps that were **starts** of at **least 6.0 innings with 3 or fewer hits:**

Dennys Reyes	3 GS	8/2-8/14, 1998
Brandon Finnegan	2 GS	4/6-4/11, 2016
Jeff Austin	2 GS	4/25-5/1, 2003
Steve Avery	2 GS	4/7-4/12, 1999
Gary Nolan	2 GS	5/31-6/5, 1968

Courtesy Elias Sports Bureau

2018 SEASON

- Spent most of the season at Louisville but from 4/14-5/6 went 0-3, 7.40 in his 5 starts for the Reds.
- Began the season on the Reds' 10-day disabled list with a left biceps strain suffered during spring training...made a rehab start vs Columbus on 4/9, then came off the DL the day of his Reds season debut in a 6-1 loss on 4/14 vs StL.
- Was optioned to Louisville on 5/10, 2 days after the Reds acquired RHP Matt Harvey from the Mets in exchange for C Devin Mesoraco, and spent the rest of the minor league season with the Bats.
- For the Bats, made his first 8 apps as a starter and 19 of his last 20 apps in relief...went 2-6, 7.24 in his first 8 starts, then made 19 consecutive relief apps before he started again in his final appearance of the season.
- On 5/21 at Indianapolis became the first Bats pitcher to homer since Daryl Thompson on 6/11/2011.

2017: On 4/14 turned just 24 years old but pitched in his fourth Major League season after making his second consecutive Opening Day roster...made 4 starts around a pair of stints on the disabled list, from 4/16-6/25 with a strained left lat/trapezius and from 6/28 through the remainder of the season with a strained teres major...both stints included time on the 60-day DL (5/16-6/25, 7/2-10/1)...on 7/7 had season-ending surgery to repair a dislocated right shoulder, an injury suffered away from the field...prior to his first disabling made starts of 7.0, 2.+ and 1.0 inning...after 3 rehabilitation starts for Pensacola and Louisville came off the disabled list for a start 6/26 at Wsh...was injured in the fourth inning and 2 days later was disabled for the rest of the year...in his first start, a 2-0 win on 4/5 vs Phi in the Reds' second game of the season, allowed only 1 walk and Maikel Franco's first-inning single...became the first Reds pitcher to throw at least 7.0 shutout innings while while allowing no more than 1 hit in his first start of a season since Jerry Arrigo in 1967...the Reds went 3-1 in his 4 starts.

YOU COMPLETE ME

Brandon Finnegan's 1-0 loss on **5/23/16** at **LAD** was the first **complete game** by a Reds lefthander since **Lance Davis** beat the Tigers on **7/16/01** at **Cinergy Field**...**Finnegan's CG** snapped a streak in which **25 Reds lefthanders** made **339 regular-season starts** without finishing a game...in that 1-0 loss to the Dodgers, **Clayton Kershaw** also threw a complete game (9ip, 2h, 1bb, 7k).

2016: In his first full Major League season, tied RHP Dan Straily for the staff lead in starts and ranked second to Straily in wins, innings pitched and strikeouts...produced 15 quality starts, second on the staff to Straily's 20 quality starts...in the second half of the season averaged 9.17 strikeouts per 9 innings, the seventh-best ratio among qualifying National League pitchers...was second in the NL walks allowed and fourth in HR allowed...5 times was the victim of blown saves, the most on the staff...in his last 7 starts beginning 8/20 held opponents to a .199 batting average and posted a 1.93 ERA, dropping his season ERA to 3.98 from 4.54...became 1 of only 5 Reds pitchers to begin a season with 2 consecutive starts of at least 6.0 innings with 3 or fewer hits (Gary Nolan 1968, Dennys Reyes 1998, Steve Avery 1999, Jeff Austin 2003)...his career-high 12 strikeouts (6ip) on 8/26 at Ari were the most by a Reds pitcher since Raisel Iglesias had 13 strikeouts on 8/23/15, also vs the Diamondbacks...twice took no-hitters into the seventh inning...on 4/11 at Wrigley Field, in just his sixth career start didn't allow a hit until former Reds catcher David Ross singled with 2 outs in the seventh...on 8/20 vs LAD, didn't allow a hit until Adrian Gonzalez singled to lead off the seventh...started the 16-0 loss on 4/21 vs Cubs in which Jake Arrieta threw his second career no-hitter...his 1-0 loss on 5/23 at LAD was the first complete game by a Reds lefthander since Lance Davis beat the Tigers on 7/16/01 at Cinergy Field...Finnegan's CG snapped a streak in which 25 Reds lefthanders made 339 regular-season starts without finishing a game...in that 1-0 loss to the Dodgers, Clayton Kershaw also threw a complete game (9ip, 2h, 1bb, 7k)...on 8/14 vs STL, during one stretch retired a career-best 13 straight batters...from 7/29-8/9 produced a 13-inning scoreless streak, the longest of his career...recorded his first career hit on 4/6 vs Phi (single off Aaron Nola) and his first career RBI on 4/11 at Chi (RBI-single off Jon Lester).

COMPLETE GAMES (1)							
Date	Opp	IP	H	ER	BB	SO	Result
5/23/16	at LA	8.0	5	1	4	2	L, 1-0

10-STRIKEOUT GAMES (1)	
Date	Strikeouts
8/26/16 at Ari	12

2015: On 7/26 was acquired from the Royals, along with LHP John Lamb and LHP Cody Reed, in exchange for RHP Johnny Cueto...was 1 of 9 rookie pitchers who combined for 110 starts for the Reds, both single-season modern club records...the Reds' season-ending streak of 64 consecutive starts by rookies, beginning 7/29, is a modern Major League record...was promoted from Louisville on 9/8 as 1 of 6 roster additions...made his first 2 apps for the Reds in relief (2.2ip, 0h) before finishing the season with 4 straight starts (4.71era)...on 9/18 at Mil earned the 5-3 win in his first career start...became the ninth rookie pitcher to start for the Reds to establish the new single-season modern franchise record...earned his other win in his final appearance, a 3-1 victory on 10/3 at Pit in the season's 161st game.

2014: After he was selected with the 17th pick overall in the June first-year player draft made 13 minor league apps before he was promoted to the Royals on 9/1...in his Major League debut, on 9/6 at Yankee Stadium, threw 2.0 scoreless innings in a relief appearance that included strikeouts of Jacoby Ellsbury and Derek Jeter...earned his first professional victory in Game 2 of the American League Division Series at Angel Stadium...became the first Royals rookie to win a playoff game and at 21 years, 172 days the youngest Royals pitcher overall to win a Postseason game...became only the fifth pitcher ever to earn his first win in the playoffs, the first since David Price in 2008.

PERSONAL: Earned 3 varsity letters in baseball at Southwest High School in Fort Worth, Texas, where he was All-State as a senior and All-District twice...played 3 years at Texas Christian University, where he went 4-5, 3.47 as a freshman and was honorable mention All-Big 12 as a sophomore (3.14er, 86k in 16g)...in his junior season in 2014, went 9-3, 2.04 to help lead the Horned Frogs to the NCAA College World Series...that year ranked third in Division I with 134 strikeouts and was named All-America by most baseball publications/organizations...entering the 2014 draft was rated by *Baseball America* the 13th-best prospect and was picked 17th...played for the 2013 USA Baseball national collegiate team...his older brother, Jonathan, played baseball at Western Texas College...his father, Gary, played baseball at TCU...follow on Twitter @bfbinny29.

SINGLE-SEASON CAREER HIGH STREAKS

Scoreless Streak By Game: 5g, 9/6-9/22, 2014; **Scoreless Streak By Inning:** 13.0, 7/29-8/9, 2016; **Winning Streak:** 4g, 4/28-9/18, 2015; **Losing Streak:** 4g, 4/21-5/9, 2016

FINNEGAN'S CAREER TRANSACTIONS

- Was selected by the Rangers in the 45th round of the June 2011 first-year player draft. Did not sign.
- Was selected by the Royals in the first round (17th overall) of the June 2014 first-year player draft. Was signed by Chad Lee.
- Was acquired by the Reds, along with LHP John Lamb and LHP Cody Reed, in exchange for RHP Johnny Cueto, July 26, 2015.
- On disabled list with a strained left lat/trapezius, April 16-June 25, 2017; was transferred to the 60-day DL, May 16; included rehabilitation stints at Pensacola, June 11-16 and at Louisville, June 21-25.
- On disabled list with a strained teres major, June 28-remainder of the season, 2017; was transferred to the 60-day DL, July 2.
- On disabled list with a left biceps strain, March 29-April 13, 2018; included a rehabilitation assignment at Louisville, April 9-13.

Career Pitching

Yr	Club	W-L	ERA	G	GS	CG	SHO	SV	IP	H	R	ER	HR	BB	SO	WP	BK
14	Wilmington - A	0-1	0.60	5	5	0	0	0	15.0	5	1	1	1	2	13	1	0
	Northwest Arkansas - AA	0-3	2.25	8	0	0	0	0	12.0	15	9	3	2	2	13	1	0
	Kansas City	0-1	1.29	7	0	0	0	0	7.0	6	1	1	0	1	10	0	0
15	Northwest Arkansas - AA	0-1	2.77	5	3	0	0	1	13.0	10	9	4	1	12	13	0	0
	Omaha - AAA	0-2	7.07	6	4	0	0	0	14.0	17	12	11	1	7	19	0	0
	Louisville - AAA	0-3	6.23	8	8	0	0	0	30.1	31	22	21	3	17	30	3	0
	Kansas City	3-0	2.96	14	0	0	0	0	24.1	16	8	8	3	13	21	0	0
	Cincinnati	2-2	4.18	6	4	0	0	0	23.2	21	11	11	5	8	24	0	0
16	Cincinnati	10-11	3.98	31	31	1	0	0	172.0	150	86	76	29	84	145	6	2
17	Cincinnati	1-1	4.15	4	4	0	0	0	13.0	9	6	6	1	13	16	1	0
	#Pensacola - AA	0-0	0.00	2	2	0	0	0	7.0	2	0	0	0	1	5	0	0
	#Louisville - AAA	0-0	7.20	1	1	0	0	0	5.0	4	4	4	2	2	5	0	0
18	Cincinnati	0-3	7.40	5	5	0	0	0	20.2	27	20	17	5	15	14	1	0
	Louisville - AAA	2-10	7.05	28	9	0	0	0	67.2	90	65	53	10	40	57	5	0
	Major Totals	16-18	4.11	67	44	1	0	0	260.2	229	132	119	43	134	230	8	2
	AL Totals	3-1	2.59	21	0	0	0	0	31.1	22	9	9	3	14	31	0	0
	Reds Totals	13-17	4.32	46	44	1	0	0	229.1	207	123	110	40	120	199	8	2
	Minor Totals	2-20	5.32	63	32	0	0	1	164.0	174	122	97	20	83	155	10	0

Injury rehab

Wild Card Record

Yr	Club, Opponent	W-L	ERA	G	GS	CG	SHO	SV	IP	H	R	ER	HR	BB	SO	WP	BK
14	KC vs Oak	0-0	3.86	1	0	0	0	0	2.1	1	1	1	0	1	3	0	0

Division Series Record

Yr	Club, Opponent	W-L	ERA	G	GS	CG	SHO	SV	IP	H	R	ER	HR	BB	SO	WP	BK
14	KC vs LAA	1-0	0.00	2	0	0	0	0	1.2	0	0	0	0	1	0	0	0

League Championship Series Record

Yr	Club, Opponent	W-L	ERA	G	GS	CG	SHO	SV	IP	H	R	ER	HR	BB	SO	WP	BK
14	KC vs Bal	0-0	27.00	2	0	0	0	0	0.1	3	1	1	0	1	0	0	0

World Series Record

Yr	Club, Opponent	W-L	ERA	G	GS	CG	SHO	SV	IP	H	R	ER	HR	BB	SO	WP	BK
14	KC vs SF	0-1	27.00	2	0	0	0	0	1.2	5	5	5	0	2	1	0	0

Career Hitting

Yr	Club	AVG	G	AB	R	H	2B	3B	HR	RBI	SH	SF	HB	BB	SO	SB	CS	OBP	SLG	E
14	Kansas City	---	7	0	0	0	0	0	0	0	0	0	0	0	0	0	0	---	---	0
15	KC / Cincinnati	.000	20	4	0	0	0	0	0	0	2	0	0	0	2	0	0	.000	.000	0
16	Cincinnati	.113	33	53	4	6	2	0	0	2	5	0	0	3	18	0	0	.161	.151	1
17	Cincinnati	.000	5	5	0	0	0	0	0	0	1	0	0	0	1	0	0	.000	.000	0
18	Cincinnati	.000	5	7	0	0	0	0	0	0	0	0	0	1	0	0	0	.000	.000	0
	Career Totals	.087	70	69	4	6	2	0	0	2	8	0	0	3	22	0	0	.125	.116	1



TJ
FRIEDL

@TJFriedl_1

OF
79

Age: 23 **Ht.:** 5-10 **Wt.:** 180 **Bats:** L **Throws:** L **ML Service:** 0.000

Born: 8/14/95 **Birthplace:** Sewickley, PA **Resides:** Pleasonton, CA

Acquired: Was signed as an undrafted free agent, August 4, 2016. Was signed by Rex De La Nuez.

Contract: Signed through the 2019 season and under team control through 2024.

Non-Roster

CAREER HIGHLIGHTS

- First name is TJ, without punctuation...last name is pronounced FREE-dul.
- Entered the 2019 season rated by *Baseball America* the 13th-best prospect in the organization.
- In 2018 was the Reds' Minor League Hitter of the Year, a mid-season Florida State League All-Star and rated by MLB Pipeline the 15th-best prospect in the organization...his strike zone judgment was rated by *Baseball America* the best in the Florida State League.
- In 2017 was a mid-season Midwest League All-Star and rated among the best prospects in the organization by *Baseball America* (17th) and MLB.com (15th).
- In 2016 was a MiLB.com Reds Organization All-Star and rated by *Baseball America* the best defensive outfielder in the organization.
- In his professional debut, on 8/5/16 for Billings vs Ogden, went 3-for-3 with 2 home runs.
- In November 2017 attended the Reds' leadership training program at West Point.
- In the August following his redshirt sophomore season at the University of Nevada, was signed by Reds scout Rex De La Nuez as an undrafted free agent.

2018 SEASON

- Was the Reds' Minor League Hitter of the Year and a mid-season Florida State League All-Star.
- In 131 apps at Class A Daytona and Class AA Pensacola combined to hit .284 with 32 extra-base hits and 30 stolen bases.
- Among all Reds minor leaguers ranked second in stolen bases and 10th in batting average.
- His strike zone judgment was rated by *Baseball America* the best in the Florida State League.
- Following the season was rated by MLB Pipeline the 15th-best prospect in the organization.
- On 1/9/19 was invited to Major League spring training camp, his first.

PERSONAL: Full name is Terry Lee Friedl Jr....graduated from Foothill High School in Pleasonton, California, where he lettered in baseball and basketball...played baseball at the University of Nevada, where as a redshirt sophomore in 2016 he was named to the All-Mountain West first team...his .401 batting average over 58 apps that season was eighth-best in Wolf Pack history and 11th-best in the nation...was a member of the 2016 USA Baseball Collegiate National Team...his uncle, Jim Friedl, played quarterback at the University of Pittsburgh...participated in the 2018 Reds Caravan...follow on Twitter @TJFriedl_1.

FRIEDL'S CAREER TRANSACTIONS

- Was signed as a non-drafted free agent, August 2, 2016. Was signed by Rex De La Nuez.
- On Daytona's disabled list, August 13-remainder of the season, 2017.

Career Hitting

Yr	Club	AVG	G	AB	R	H	2B	3B	HR	RBI	SH	SF	HB	BB	SO	SB	CS	OBP	SLG	E
16	Billings - R	.347	29	121	24	42	11	2	3	17	0	0	3	13	25	7	2	.423	.545	1
17	Daytona - A	.257	48	179	15	46	6	2	2	13	4	1	5	10	39	2	1	.313	.346	0
	Dayton - A	.284	66	250	47	71	20	6	5	25	1	2	10	29	46	14	8	.378	.472	3
18	Daytona - A	.294	64	228	40	67	10	4	3	35	0	2	6	38	44	11	4	.405	.412	2
	Pensacola - AA	.276	67	261	47	72	10	3	2	16	1	0	6	28	56	19	5	.359	.360	1
	Minor Totals	.287	274	1039	173	298	57	17	15	106	6	5	30	118	210	53	20	.374	.418	7



AMIR GARRETT

@Amir_Garrett

LHP

50

Age: 26 Ht.: 6-5 Wt.: 228 Bats: R Throws: L ML Service: 1.099

Born: 5/3/92 Birthplace: Victorville, CA Resides: Las Vegas, NV

Acquired: Was selected in the 22nd round of the June 2011 first-year player draft. Was signed by Clark Crist.

Contract: Signed through the 2019 season and under team control through 2023.

CAREER HIGHLIGHTS

- Following the 2015 and 2016 seasons was the organization's Minor League Pitcher of the Year.
- In 3 straight seasons from 2014-2016 was named an MiLB.com Organization All-Star.
- In 2016 was a mid-season Southern League All-Star.
- In 2015 was the Florida State League's Co-Pitcher of the Year and the Reds' Pitching Prospect of the Year as named by MLB Pipeline.
- Was the winning pitcher for the U.S. team in the 2015 SiriusXM Radio All-Star Futures Game at Cin's Great American Ball Park...also pitched for the U.S squad in the 2016 All-Star Futures Game at SD's Petco Park.
- Was the Reds' Minor League Pitcher of the Month for June 2014.
- In January 2017 participated in MLB's Rookie Development Program.
- In 2019 participated in his fifth Major League spring training camp.

SINGLE-SEASON CAREER HIGH STREAKS

Scoreless Streak By Game: 8g, 3/30-4/21, 2018; **Scoreless Streak By Inning:** 12.0, 4/7-4/12, 2017; **Winning Streak:** 2g, 4/7-4/12, 2017; **Losing Streak:** 6g, 5/18-9/14, 2017

2018 SEASON

- In his first professional season as a reliever produced a 4.29 ERA in 66 apps.
- Entered the season with 6 relief apps in 130 professional games.
- Tied Raisel Iglesias for second-most apps on the pitching staff, behind Jared Hughes' team-high 72 apps.
- 13 times threw more than 1.0 inning, 5 times threw at least 2.0 innings and on 5/15 at SF threw a season-high 2.2 innings.
- The Reds went 35-31 in games in which he pitched.
- From 8/29-9/9 missed 12 games while disabled with a bone bruise in his left foot.
- When disabled, led the staff with a career-high 58 apps.
- Stranded 36 of 44 inherited runners, third-best percentage on the staff (82%) and including the bases loaded once (6/21 vs Cubs).
- 13 times threw on consecutive days...from 7/2-7/4 vs WSox pitched 3 straight days for the only time in his career.
- Posted ERAs of 1.35 in his first 21 apps and 2.40 through his first 36 apps.
- Began the season with a career-high 8 scoreless apps (9.2ip, 7h, 1bb, 11k) and a season-high 11.2 scoreless innings (9g)...both streaks were broken on 4/24 vs Atl in what to that point was the longest relief appearance of his career (2.1ip, 3er).
- In the 5-3 loss on 5/15 at SF, entered the game in the fourth inning for starter Tyler Mahle and in the longest relief appearance of his career allowed just 2 singles over 2.2 scoreless innings (4k)...struck out the side in the sixth inning.
- From 5/2-5/13 produced a career-high 6 straight hitless apps (6.1ip, 5bb, 9k).

2017: In his Major League debut, during 3 stints with the Reds made his first 14 apps as a starter (3-8, 7.49) and his last 2 apps in relief...his 6 quality starts ranked fifth on the staff (Scott Feldman 9, Luis Castillo 8, Homer Bailey 7, Tim Adleman 7)...as 1 of 7 rookies on the Opening Day Roster, started the Reds' fourth game of the season and went 3-2, 4.25 with 5 quality apps in 6 starts before he was optioned to Louisville on 5/7 preceding scheduled team off days on 5/10 and 5/15...made 1 start for the Bats, on 5/12 vs Charlotte in which he retired all 6 batters by strikeout (29 pitches, 20 strikes), before he returned to the Reds for starts on 5/18 at Cubs and 5/23 vs Cle...went 0-1, 13.00 (9ip, 13er) in those 2 starts before he was disabled with right hip inflammation...in his second stint with the Reds, from 5/18-6/20 went 0-4, 12.49 in a 6-start stretch interrupted by the stint on the 10-day disabled list (5/25-6/3)...after he came off the DL went 0-3, 12.15 in 4

starts until he was optioned back to Louisville on 6/23, when RHP Luis Castillo was promoted to start that night's game at Wsh...after that 6/23 option, spent the rest of the minor league season with the Bats until he was promoted again on 9/5...after his September callup made 2 starts (9ip, 8er) before finishing the season with 2 relief apps...

began his Major League career with 12 scoreless innings over his first 2 starts before allowing a 2-run HR to David Freese in the seventh inning on 4/12 at Pit...Garrett's 12-inning scoreless streak tied Billy Rhines (1890) for second-longest to begin a Reds career...in 1970, Wayne Simpson began his Reds career with 15 scoreless innings...in his 2-0 win on 4/7 at StL (6ip, 2h, 2bb, 4k) became only the fourth Reds pitcher since 1900 to throw at least 6.0 scoreless innings in his Major League debut, joining Bob Spade (9ip vs NYG on 9/22/1907), Chief Johnson (7ip vs StL on 4/16/1913) and Wayne Simpson (9ip vs LA on 5/9/1970)...in that 4/7 debut recorded his first career strikeout (Kolten Wong) while becoming the first Reds pitcher to beat the Cardinals in his first career appearance since Keith Brown on 8/25/1988...his 12 strikeouts in the 2-0 loss on 4/19 vs Bal tied the modern franchise record for strikeouts in a game by a rookie lefthanded pitcher (Dennys Reyes, 8/20/1998 at Pit)...the staff's 16 strikeouts that night vs the Orioles fell 1 shy of the modern single-game club record for 9 innings...RHP Gary Nolan still holds the modern club record for strikeouts in a game by a rookie (15, 6/7/1967 vs SF)...on 5/23 vs Cle, in his eighth start, produced an RBI-double off Carlos Carrasco for his first career hit and RBI...on 6/9 at LAD left after 6 batters when he was hit on the left hand by an Austin Barnes line drive...x-rays were negative, and he didn't miss a start...became the first player from the Reds' Class A Daytona franchise to appear in a Major League game...entered the season rated by *Baseball America* the organization's third-best prospect and by MLB Pipeline.com the 66th-best prospect in baseball.

10-STRIKEOUT GAMES (1)	
Date	Strikeouts
4/19/17 vs Bal *	12
* Third career appearance	

MINOR LEAGUES

2016: In his first action above Class A, for the second straight season was the organization's Minor League Pitcher of the Year and for the third straight year was an MiLB.com Organization All-Star...also was a mid-season Southern League All-Star...at Class AA Pensacola and Class AAA Louisville, in 23 starts and 2 relief apps combined to finish 7-8, 2.55 with 132 strikeouts and just 99 hits allowed in 144.2 innings...led all Reds minor league pitchers in ERA and ranked fourth in strikeouts (132)...began the season at Pensacola...when he was promoted to Louisville on 6/17 was leading all Class AA and Class AAA pitchers in opponents' batting average (.184)...for the second straight season pitched for Team USA in the mid-summer SiriusXM Radio All-Star Futures Game...in the 11-3 loss at SD's Petco Park, threw hitless second and third innings but was denied the win when the World Team took the lead in the eighth inning and then scored 7 runs in the ninth... following the season was rated by MLB.com the second-best prospect in the organization and by *Baseball America* both the 16th-best prospect in the International League and 11th-best Southern League prospect... entered the season rated by *Baseball America* the organization's best athlete and third-best prospect overall...**2015:** Following a full season at Class A Daytona was the organization's Minor League Pitcher of the Year, the Florida State League's Co-Pitcher of the Year and the Reds' Pitching Prospect of the Year as named by MLB Pipeline...shared the FSL's Pitcher of the Year Award with Charlotte's Jacob Faria...among all Reds minor leaguers ranked second in ERA and fourth in strikeouts...ranked among the FSL leaders in ERA (2nd), strikeouts (2nd), starts (T3rd), opponents' BA (.230, 3rd), WHIP (1.123, 5th) and wins (T5th)...among FSL starting pitchers ranked first in strikeouts per 9ip (8.53) and fourth in fewest baserunners per 9ip (11.29)... in his 13 starts after the All-Star break went 7-2, 1.79 while holding opponents to a .216ba...in a 3-0 win over Clearwater in the opening round of the FSL playoffs allowed just 1 single over 7.0 scoreless innings while producing a career-high 12 strikeouts without a walk...gave up a 2-out single in the seventh inning to Rhys Hoskins...was the winning pitcher for the U.S. team in the SiriusXM Radio All-Star Futures Game...entered the season rated by *Baseball America* the organization's best athlete and seventh-best prospect overall... was a non-roster invitee to Major League spring training camp...**2014:** Spent the season at Class A Dayton, where among all Reds minor leaguers he ranked seventh in ERA (3.65) and fifth in strikeouts (127)...led the Midwest League in shutouts (2) while ranking T1st in complete games (2) and T3rd in starts (27)...was the organization's Pitcher of the Month for June (5gs, 2-0, 2.70, 1sho, 26.2ip, 19h, 4bb, 24k)...on 11/20 was added to the 40-man roster...**2013:** Entered the season rated by MLB.com the organization's 15th-best prospect.

PERSONAL: Graduated from Findlay Prep High School in Henderson, Nevada...played basketball at St. John's University, where as a sophomore he helped lead the Red Storm to the second round of the National Invitation Tournament...transferred to Cal State-Northridge in 2013 to play for coach Reggie Theus...has 10 siblings...follow on Twitter @Amir_Garrett.

GARRETT'S CAREER TRANSACTIONS

- Was selected by the Reds in the 22nd round of the June 2011 first-year player draft. Was signed by Clark Crist.
- On disabled list with inflammation in his right hip, May 25-June 3, 2017.
- On disabled list with a left foot bone bruise, August 29-September 9, 2018.

Career Pitching

Yr	Club	W-L	ERA	G	GS	CG	SHO	SV	IP	H	R	ER	HR	BB	SO	WP	BK
12	AZL Reds - R	0-2	5.79	7	5	0	0	0	14.0	14	14	9	1	12	13	4	0
	Billings - R	0-0	0.00	2	2	0	0	0	6.0	4	0	0	0	1	5	0	0
13	Billings - R	1-1	2.66	5	5	0	0	0	23.2	22	12	7	0	10	17	2	1
	Dayton - A	1-3	6.88	8	8	0	0	0	34.0	40	26	26	4	16	15	8	0
14	Dayton - A	7-8	3.65	27	27	*2	*2	0	133.1	115	65	54	11	51	127	8	2
15	Daytona - A	9-7	2.44	26	26	1	1	0	140.1	117	50	38	4	55	133	9	1
16	Pensacola - AA	5-3	1.75	13	12	0	0	0	77.0	51	20	15	0	28	78	7	0
	Louisville - AAA	2-5	3.46	12	11	0	0	0	67.2	48	30	26	6	31	54	2	0
17	Cincinnati	3-8	7.39	16	14	0	0	0	70.2	74	60	58	23	40	63	1	0
	Louisville - AAA	2-4	5.72	14	14	1	1	0	67.2	79	50	43	7	24	61	5	1
18	Cincinnati	1-2	4.29	66	0	0	0	0	63.0	56	30	30	8	25	71	3	0
Major Totals		4-10	5.93	82	14	0	0	0	133.2	130	90	88	31	65	134	4	0
Minor Totals		27-33	3.48	114	110	4	4	0	563.2	490	267	218	33	228	503	45	5

* Led Midwest League

Career Hitting

Yr	Club	AVG	G	AB	R	H	2B	3B	HR	RBI	SH	SF	HB	BB	SO	SB	CS	OBP	SLG	E
17	Cincinnati	.053	16	19	1	1	1	0	0	1	4	0	0	0	6	0	0	.053	.105	2
18	Cincinnati	.000	66	2	0	0	0	0	0	0	0	0	0	1	0	0	0	.000	.000	0
Major Totals		.048	82	21	1	1	1	0	0	1	4	0	0	0	7	0	0	.048	.095	2

Only career hit and RBI on 5/23/17 vs Cle (RBI-double off Carlos Carrasco)



SCOOTER GENNETT

@Sgennett2

2B

3

Age: 28 Ht.: 5-10 Wt.: 185 Bats: L Throws: R ML Service: 5.071

Born: 5/1/90 Birthplace: Cincinnati, OH Resides: Parrish, FL

Acquired: Was claimed off waivers from the Brewers, March 28, 2017.

Contract: Agreed to terms a 1-year contract through the 2019 season, avoiding arbitration, January 11, 2019. Under team control through 2019.

CAREER HIGHLIGHTS

- Was born in Cincinnati and lived in nearby Lebanon until he was 9 years old, when his family moved to Sarasota.
- In 2018 was a first-time National League All-Star, a finalist for the Louisville Silver Slugger Award for second basemen and the club's nominee for the prestigious Hank Aaron Award, which recognizes the outstanding offensive performer in each league.
- Pinch hit in the bottom of the ninth of the 10-inning, 8-6 American League win in the 2018 All-Star Game at Nationals Park and hit a 2-run HR off Sea's Edwin Díaz that tied the game at 5-5...was the third game-tying HR in the ninth inning or later in All-Star Game history (Ralph Kiner 1960, Fred McGriff 1994)...became the 21st player and second Reds batter (Gus Bell, 1954) to produce a pinch-hit homer in the All-Star Game...Gennett's homer was the seventh of the 10 HR produced by both teams, establishing a new All-Star Game record (6hr, 1951, 1954, 1971)...he donated the baseball to the Hall of Fame in Cooperstown.
- Is the only player in Major League history to produce in the same game 5 hits, 4 HR and 10 RBI (6/6/17 for Cin vs StL).
- In 2017, led the Major Leagues with a single-season franchise record 4 grand slams and produced a 4-homer game on 6/6/17 vs StL...is the only player in Major League history to produce *in the same season* 4 grand slams and a 4-homer game.
- Gennett and Lou Gehrig are the only players in Major League history to produce *in any season* 4 grand slams and a 4-homer game...Gehrig had a 4-homer game in 1932 and 4 grand slams in 1934.
- Since RBI became an official statistic in 1920, is the only Reds second baseman ever to record at least 8 HR and 24 RBI in a calendar month...has done it twice (9hr, 24rbi in June 2017 & 8hr, 24rbi in May 2018).
- 3 times won the NL Player of the Week Award, following his 4-homer game for the Reds on 6/6/17 vs StL and twice in a 3-week span in 2018 (5/7-5/13, 5/21-5/27).
- Earned his only National League Player of the Month Award in May 2018 after winning the Player of the Week Award twice that month (5/7-5/13, 5/21-5/27).

SHOW BAT

2B Scooter Gennett is 1 of only 3 players to produce in his **first 2 seasons** with the **Reds** at least **50 HR** and **189 RBI**...he is the first player in franchise history to reach those numbers in his first 2 seasons while **hitting at least .300** (.303)...courtesy Elias Sports Bureau.

Scooter Gennett303, 50 HR, 189 RBI	2017-18
Dave Parker299, 50 HR, 219 RBI	1984-85
Deron Johnson281, 53 HR, 209 RBI	1964-65

ALL-STAR GAME HOME RUNS BY REDS

Joey Votto ^	2018	Johnny Bench	1971
Scooter Gennett *	2018	Johnny Bench	1969
Dave Concepcion	1982	Tony Perez ^	1967
Ken Griffey Sr.	1980	Frank Robinson	1959
Joe Morgan	1977	Gus Bell *	1954
George Foster	1976	Ted Kluszewski	1954
Johnny Bench	1973	* Pinch-hit RBI, ^ Extra innings	

LAST 6 REDS BATTERS WITH 4 HITS ON OPENING DAY

Scooter Gennett	2018 vs Wsh	4-4
Ramon Hernandez	2011 vs Mil	4-5
Paul O'Neill	1989 vs LAD	4-4
Jim Greengrass	1954 vs Mil	4-5
Babe Herman	1936 vs Pit	4-5
Bubbles Hargrave	1924 vs Pit	4-4

LONGEST HITTING STREAKS AT GABP

From **9/16/17 - 4/14/18**, **Scooter Gennett** hit **.377** during a 15-game hitting streak at **Great American Ball Park** (23-61, 4 2b, 3hr, 12rbi, .590slg, .387obp)...below are the longest hitting streaks in **GABP history** (first season, 2003).

Jay Bruce	22 games	7/30-9/9, 2012
Derrek Lee	17 games	4/7/04 - 4/5/07
Felipe Lopez	17 games	5/4-5/29, 2005
Carlos Beltran	16 games	4/4/05 - 4/9/09
Scooter Gennett	15 games	9/16/17 - 4/14/18
Tommy Pham	15 games	4/8/17 - 7/24/18
Ryan Braun	15 games	4/28/15 - 9/12/16
Lance Berkman	15 games	4/18/07 - 4/27/09
Sean Casey	15 games	9/25/03 - 5/6/04

- Was a minor league All-Star in 2010 (Midwest League), 2011 (Florida State League) and 2012 (Southern League)...following the 2011 and 2012 seasons was a Brewers MiLB.com All-Star.
- In 2012 participated in the SiriusXM All-Star Futures Game at KC's Kauffman Stadium.
- Has 2 career ejections (4/10/15 vs Pit by HP umpire Mike Estabrook, 9/10/17 at NYM by HP umpire Shane Livensparger).

2018 SEASON

- The first-time All-Star became only the third player to produce in his first 2 seasons with the Reds at least 50 HR and 189 RBI, joining Dave Parker (50hr, 219rbi) and Deron Johnson (53hr, 209rbi)...Gennett is the only player in franchise history to reach those numbers in his first 2 seasons while hitting .300 (.303).
- Was the Reds' nominee for the prestigious Hank Aaron Award, which recognizes the outstanding offensive performer in each league...joins a list of Reds nominees that include Joey Votto (5 times), Jay Bruce (2 times) and Devin Mesoraco...Votto won the award following his 2010 MVP season.
- Was on the watch list for the Louisville Slugger Silver Slugger Award...led all Major League second basemen in hits, RBI and slugging percentage while ranking second in batting average (1st in NL) and HR.
- Led all National League batters in 3-hit games (18) while ranking second overall in hitting, T3rd in multi-hit games (53), sixth in hits, third in BA vs RHP (.317), fifth in both road BA (.319) and night BA (.316) and ninth in day BA (.299).
- Hit .310 to finish second to batting champion Christian Yelich of the Brewers (.326) in his bid to become the first Reds batter to lead the National League in hitting since Pete Rose batted .338 in 1973.
- In the first half hit .326 (.521slg, .373obp) to become the first Reds batter to lead the NL in hitting at the All-Star break since George Foster in 1979...after the All-Star break hit .286 (.442slg, .333obp).
- Led the Reds in hitting, runs, total bases (286), multi-hit games (53) and starts batting cleanup (76gs)...also hit leadoff (1gs, 4/9 at Phi), second (18gs), third (23gs), fifth (24gs) and sixth (1gs, 5/5 vs Mia).
- Established career highs in games, at bats, runs, hits, walks, batting average, on-base percentage, total bases and extra-base hits.
- In May (.398, 8hr, 24rbi) became the first Reds player to win the National League Player of the Month Award since Jay Bruce in May 2011...twice in a 3-week span that month won the NL Player of the Week Award (5/7-5/13, 5/21-5/27), the first Reds player to win the weekly award twice in a season since Bruce in 2012 and the first Reds player to win it twice in the same month since Dave Parker in May 1985.
- Produced a pair of 2-homer games (4/24 vs Atl, 9/4 at Pit), a walkoff HR (4/4 off Atl's Max Fried) and the first of the team's single-season record 11 grand slams (5/22 vs Pit off Jameson Taillon)...from 5/7-5/11 homered in a career-high 4 consecutive games, 1 shy of the franchise record.
- On 3/30 vs Wsh became the first Reds batter with 4 hits on Opening Day since Ramon Hernandez went 4-for-5 (3rbi) on 3/31/11 vs Mil.

REDS' HANK AARON AWARD NOMINEES

Scooter Gennett	2018	Jay Bruce	2013
Joey Votto	2017	Jay Bruce	2012
Joey Votto	2016	Joey Votto	2011
Joey Votto	2015	Joey Votto	* 2010
Devin Mesoraco	2014	* Votto won the award in 2010	

HIGHEST SINGLE-SEASON OPS, REDS SECOND BASEMEN

Joe Morgan, 1976	1.020	Joe Morgan, 1977895
Joe Morgan, 1975974	S. Gennett, 2017874
Joe Morgan, 1974921		
Joe Morgan, 1973.....	.899	(S. Gennett, 2018 ...)	.847)

Courtesy Elias Sports Bureau, Season Totals (min. 100 games at 2B)

BEST GAME EVER

In the 13-1 win on **6/6/17 vs StL**, **Scooter Gennett** became the **first player** in Major League history to produce in a game **5 hits, 4 HR** and **10 RBI**...homered off **Adam Wainwright** (grand slam), **John Gant** (2-run, solo) and **John Brebbia** (2-run)...established club single-game records for **HR (4)** and **total bases (17)** and tied the franchise record for **RBI (10, Walker Cooper, 7/6/1949 vs Cubs)**... became the **17th player** in Major League history to produce **4 home runs** in a game, the first since Tex' **Josh Hamilton** on **5/6/2012 at Bal** and the first in the National League since LA's **Shawn Green** on **5/23/2002 at Mil**... became the sixth player in history to homer in **4 straight plate apps** in the same game (**Lou Gehrig, Rocky Colavito, Mike Schmidt, Mike Cameron, Carlos Delgado** last on 9/25/2003 for Tor vs TB).

PLAYERS WITH 4 HOME RUNS IN A GAME (18)

Bobby Lowe	Joe Adcock	Mike Cameron
Ed Delehanty	Rocky Colavito	Shawn Green
Lou Gehrig	Willie Mays	Carlos Delgado
Chuck Klein	Mike Schmidt	Josh Hamilton
Pat Seerey	Bob Horner	* Scooter Gennett
Gil Hodges	Mark Whiten	** J.D. Martinez

* 6/6/17 for Cin vs StL, ** 9/4/17 for Ari at LAD

RARE FEATS IN MAJOR LEAGUE BASEBALL

4 Home Runs In A Game	18
Regular Season Perfect Games	22
500 Career Home Runs	27
3,000 Career Hits	32
4 Strikeouts In An Inning, Pitcher	91
Individual No-Hitters	285

GRAND SLAM SEASON

In 2017, in his first season with the Reds, **Scooter Gennett** hit **4 grand slams** to establish a new single-season club record (6/6 off StL's **Adam Wainwright**, 8/10 off SD's **Brad Hand**, 8/19 off Atl's **Jim Johnson**, 9/22 off Bos' **Rick Porcello**)...the 6 other players below shared the previous franchise record for **grand slams in a season with 3**.

Scooter Gennett (4)	2017	Ray Knight (3)	1980
Devin Mesoraco (3)	2014	Lee May (3)	1970
Chris Sabo (3)	1993	F. Robinson (3)	1962
Eric Davis (3)	1987		

- On 4/1 vs Wsh made his 600th career appearance and reached 2,000 at bats.
- In the 12-inning, 9-7 win on 4/24 vs Atl produced his third career 2-homer game (off Brandon McCarthy, Max Fried), his first career walkoff HR (2-run off Fried) and a successful suicide squeeze bunt...became the first Major League player to produce in a game a sac bunt and 2 HR, including a walkoff, since LAD's Hee-Seop Choi on 6/20/05 vs Min and the first Reds batter to do it since Reggie Sanders on 5/31/94 vs Montreal.
- On 5/26 & 5/27 at Col produced hits in 7 consecutive plate apps (5 1b, 1 2b, 1hr)...was the longest such streak by a Reds batter since Arismendy Alcantara produced hits in 7 straight plate apps from 4/30-5/8, 2017.
- Was the Reds' recipient of the 2018 Heart & Hustle Award, given annually by the MLBPA to 30 players who demonstrate a passion for and best embody the values, spirit and tradition of the game...previous Reds winners were Adam Duvall (2017), Zack Cozart (2016), Todd Frazier (2015), Skip Schumaker (2014), Shin-Soo Choo (2013), Chris Heisey (2012), Miguel Cairo (2011), Jonny Gomes (2010), Adam Rosales (2009), Jerry Hairston Jr. (2008), Ryan Freel (2007) and Reds Hall of Famer Adam Dunn (2006).
- Wore uniform number 3 after wearing number 4 in 2017.

2017: Was claimed off waivers from the Brewers on 3/28, the day before the Reds left spring training...by 7/23 already had established new career highs in HR and RBI...also established career highs in games, runs, hits, total bases, slugging percentage and OPS...in his 108 starts hit .301 (22 2b, 2 3b, 25hr, 90rbi)...beginning 7/19 started at second base in 57 of the Reds' last 69 games of the season...his 97 RBI ranked T13th in the National League and were the most by any player in the Major Leagues with as few as 461 at bats...his AB-per-RBI ratio was 4.8, the best on the team, but needed 5 more plate apps to qualify among the leaders...while batting as a second baseman ranked second in the National League in both HR (20) and RBI (72)...Wsh's Daniel Murphy led NL second basemen with 23 HR and 93 RBI...played 2B (99g, 87gs), 3B (10g, 8gs), LF (9g, 6gs), RF (6g, 4gs), DH (3gs) and P (1g, 8/14 at Cubs)...entered the 2017 season with 1 career appearance in the outfield (RF, 7/8/14 for Mil vs Phi)...led the Major Leagues with a single-season franchise record 4 grand slams (6/6 off StL's Adam Wainwright, 8/10 off SD's Brad Hand, 8/19 off Atl's Jim Johnson, 9/22 off Bos' Rick Porcello)...the previous club record was 3 grand slams in a season, accomplished by 6 players and most recently by Devin Mesoraco in 2014...is the only player in Major League history to produce in the same game 5 hits, 4 HR and 10 RBI (6/6 vs StL) and the only player in history to produce in the same season 3 or more grand slams and a 4-homer game...joined Lou Gehrig as the only players in Major League history to produce in any season 4 grand slams and a 4-homer game...Gehrig had a 4-homer game in 1932 and 4 grand slams in 1934...following his 4-homer game on 6/6 vs StL was named National League Player of the Week for the first time in his career...in that 13-1 win became the first player in Major League history to produce in a game 5 hits, 4 HR and 10 RBI and only the 17th player to hit 4 HR in a game...produced an RBI-single, grand slam, 2-run HR, solo HR and 2-run HR...Ari's J.D. Martinez on 9/4 at LAD became the 18th player to hit 4 HR in a game...Gennett and Wsh's Anthony Rendon (4/30 vs NYM) were the only players to produce 10 RBI in a game...the 2017 season was the first since 1920, when RBI became an official statistic, in which more than 1 player had a 10-RBI game...on 6/5 vs StL, the day before his historic 4-homer game, ended a season-high 0-for-19 skid with a 2-run double off Kevin Siegrist that led to a 4-2 win vs the Cardinals...in the ninth inning on Opening Day vs Phi, produced a 2-run HR off Jeanmar Gomez...was the first home run on Opening Day by a Reds player not in the starting lineup since Mark Sweeney's pinch-hit HR off Mark Gardner in the Giants' 11-8 win on 4/5/99 at Cinergy Field...in 23 June apps hit .302 with 9 HR and 24 RBI...led the team in RBI and tied Joey Votto for the team lead in HR...were the highest HR and RBI totals for any calendar month in his career...his previous monthly highs were 4 HR (4 times) and 14 RBI (June & September 2016)...in the eighth inning of the 15-5 loss at Cubs made the only pitching appearance of his career (1ip, 2h, 2er, 1bb, 1hbp, 0k, 1hr)...walked his first batter (Jason Heyward), then allowed a 2-run HR to

GRAND SLAMS (6)

Date	Pitcher
5/22/17 for Cin vs Pit	Jameson Taillon
9/22/17 for Cin vs Bos	Rick Porcello
8/19/17 for Cin at Atl	Jim Johnson
8/10/17 for Cin vs SD	Brad Hand
6/6/17 for Cin vs StL	Adam Wainwright
6/25/14 for Mil vs Wsh	Stephen Strasburg

MULTI-HOMER GAMES (4)

Date	Pitchers
9/4/18 at Pit	Joe Musgrove, Kyle Crick
4/24/18 vs Atl	Brandon McCarthy, Max Fried
6/6/17 vs StL (4*)	Wainwright, Gant 2, Brebbia
8/13/13 at Tex	Alexi Ogando 2

* Single-game club record, 17th player in MLB history

PINCH-HIT HOME RUNS (3)

Date	Pitcher
7/4/17 for Cin at Col	Adam Ottavino
6/26/14 for Mil vs Col	Tommy Kahnle
9/6/13 for Mil at Cubs	Pedro Strop

WALKOFF HOME RUNS (1)

Date (Inning)	Pitcher
4/24/18 for Cin vs Atl (12)	Max Fried

CONSECUTIVE GAMES (MINIMUM 3)

Date	Dates
4 straight games	5/7-5/11, 2018

Javier Baez...joined Babe Ruth (1921) as the only players in Major League history to hit their 20th homers and pitch in the same game...beginning 9/16 hit safely in each of his last 13 starts (.283)...that stretch included an 11-game hitting streak from 9/16-9/28 that tied his career high...on 4/8 at StL, in his second start of the season, made his only appearance batting leadoff...also hit second (22gs), cleanup (14gs), fifth (45gs), sixth (12gs), seventh (12gs) and eighth (2gs)...on 9/10 at NYM was ejected by HP umpire Shane Livensparger for arguing balls and strikes...was his second career ejection (4/10/15 vs Pit by HP umpire Mike Estabrook)...was the Reds' nominee for the prestigious Roberto Clemente Award...wore uniform number 4...prior to the 2018 season switched to number 3.

2016: In 136 apps established career highs in runs, hits, HR and RBI, all eclipsed in 2017, and in walks and stolen bases...made 121 of his 122 starts at 2B, the other at DH...on Opening Day vs SF hit his first career HR off a lefthanded pitcher (Madison Bumgarner)...joined Rickie Weeks (2011) as the only second basemen in Brewers history with 3 homers in the club's first 5 games...was Brewers Player of the Month for June (24g, .322, 3hr, 14rbi, .390obp, .478slg).

2015: For the Brewers made all 93 of his starts at 2B...began the season in Mil and hit .154 in 21 apps before he was optioned to Class AAA Colorado Springs...hit .307 in 17 minor league apps before he returned to the Brewers on 6/11...hit .287 the rest of the season for Mil...in the eighth inning of his first appearance after that recall, on 6/11 vs Wsh, produced a game-winning RBI-single.

2014: In his first full Major League season hit .289 in 137 apps...made all 110 of his starts at 2B...made his first career Opening Day roster...produced his first career grand slam (6/25 vs Wsh off Stephen Strasburg) and second career pinch-hit HR (6/26 vs Col off Tommy Kahnle).

2013: In his Major League debut hit .324 over 69 apps during 4 stints with the Brewers (6/3-6/26, 7/30, 7/31-8/6, 8/9-end of season)...made all 56 of his starts at 2B...beginning 8/5 hit .358 over his last 48 apps, the highest average in the National League in that span...was the club's Player of the Month for August after leading the Major Leagues in batting average (.423, 4hr, 9rbi)...on 6/3 vs Oak made his Major League debut and grounded out as a pinch hitter...on 6/5 vs Oak recorded his first career hit, a single off Jesse Chavez...on 6/14 at Cin hit his first career home run (solo off Bronson Arroyo)...while at Class AAA Nashville was named the organization's Minor League Player of the Month for April (.403, 5tbi, 4sb)...entered the season rated by *Baseball America* the eighth-best prospect in the Brewers' organization.

MINOR LEAGUES

2012: At Class AA Huntsville was a mid- and post-season Southern League All-Star...led the SL in at bats while ranking second in hits, fourth in doubles and sixth in batting average...was the league's Player of the Week for 4/16-4/22 (.448, 3hr, 10rbi)...participated in the SiriusXM All-Star Futures Game in KC...during spring training, on 3/25 at KC, hit for the cycle after he was promoted from minor league camp for that day's split-squad doubleheader...on 11/20 was added to the 40-man roster...**2011:** At Class A Brevard County was a mid- and post-season Florida State League All-Star...following the season played for Peoria in the prestigious Arizona Fall League (22g, .411, 2hr, 14rbi)...**2011:** At Class A Wisconsin was a mid- and post-season Midwest League All-Star...among the MWL's leaders ranked T5th in doubles and seventh in batting average.

PERSONAL: Given name is Ryan Joseph...first used the nickname "Scooter" as an alias to a police officer after his mother took him to the station for a scare because he would not put on his seat belt...was born in Cincinnati and lived in nearby Lebanon until he was 9 years old, when his family moved to Sarasota, Florida...graduated from Sarasota High School...participated in the 2008 Aflac All-American High School Baseball Classic at Dodger Stadium...committed to play baseball at Florida State University before signing with the Brewers...his father, Joe, was an associate scout for the Astros...his great-grandfather, also Joe, was a professional boxer and helped build the Pennsylvania Railroad...supports Open Arms For Children, a charity whose mission is to provide a loving residential environment that serves emotional, physical and developmental needs of orphaned, abandoned and disadvantaged children in the Eastern Cape of South Africa...follow on Twitter @Sgennett2.

SINGLE-SEASON CAREER HIGH STREAKS

Hitting Streak: 11g (2x), 7/22-8/1, 2016 & 9/16-9/28, 2017; **Hitless Streak:** 21ab, 5/10-6/11, 2015

GENNETT'S CAREER TRANSACTIONS

- Was selected by the Brewers in the 16th round of the June 2009 first-year player draft. Was signed by Tim McIlvaine.
- On disabled list with a left hand laceration, April 21-May 4, 2015; included a rehabilitation assignment at Wisconsin, May 1-4.
- On disabled list with tightness in his right oblique, April 28-May 11, 2016; included a rehabilitation assignment at Brevard County, May 10-11.
- Was claimed off waivers by the Reds, March 28, 2017.

		CAREER FIELDING									
Pos.	Pct.	G	PO	A	E	TC	DP	PB			
P	----	*1	0	0	0	0	0	0			
2B	.981	654	1132	1608	53	2793	385				
3B	.895	10	4	13	2	19	1				
LF	1.000	9	13	0	0	13	0				
RF	1.000	7	11	0	0	11	0				

* Only career pitching appearance on 8/14/17 at Cubs

Career Hitting

Yr	Club	AVG	G	AB	R	H	2B	3B	HR	RBI	SH	SF	HB	BB	SO	SB	CS	OBP	SLG	E
10	Wisconsin - A	.309	118	482	87	149	39	4	9	55	3	4	5	31	91	14	4	.354	.463	25
11	Brevard County - A	.300	134	*556	74	*167	20	6	9	51	8	6	4	27	69	11	10	.334	.406	22
12	Huntsville - AA	.293	133	*533	66	156	30	2	5	44	6	3	3	28	71	11	5	.330	.385	19
13	Nashville - AAA	.280	79	321	44	90	10	5	3	22	3	2	2	21	59	10	5	.327	.371	4
	Milwaukee	.324	69	213	29	69	11	2	6	21	5	1	1	10	42	2	1	.356	.479	5
14	Milwaukee	.289	137	440	55	127	31	3	9	54	8	4	0	22	67	6	3	.320	.434	9
15	#Wisconsin - A	.308	4	13	1	4	2	0	0	1	0	1	0	1	0	1	0	.333	.462	3
	Colo. Springs - AAA	.307	17	75	12	23	7	1	2	11	0	0	0	4	10	0	1	.342	.507	3
	Milwaukee	.264	114	375	42	99	18	4	6	29	0	0	4	12	68	1	3	.294	.381	7
16	#Brevard County - A	.333	2	6	1	2	0	0	0	0	0	0	1	2	0	1	429	.333	0	
	Milwaukee	.263	136	498	58	131	30	1	14	56	1	2	2	38	114	8	1	.317	.412	14
17	Cincinnati	.295	141	461	80	136	22	3	27	97	0	2	4	30	114	3	2	.342	.531	9
18	Cincinnati	.310	154	584	86	181	30	3	23	92	3	5	4	42	125	4	2	.357	.490	11
	Major Totals	.289	751	2571	350	743	142	16	85	349	17	14	15	154	530	24	12	.331	.456	55
	Reds Totals	.303	295	1045	166	317	52	6	50	189	3	7	8	72	239	7	4	.351	.508	20
	Minor Totals	.298	487	1986	285	591	108	18	28	184	20	16	14	113	302	47	26	.337	.412	76

Injury rehab, * Led league, In 2017 led the Major Leagues with a club-record 4 grand slams

Career Pitching

Yr	Club	W-L	ERA	G	GS	CG	SHO	SV	IP	H	R	ER	HR	BB	SO	WP	BK
17	Cincinnati	0-0	18.00	1	0	0	0	0	1.0	2	2	2	1	1	0	0	

Only career pitching appearance on 8/14/17 at Cubs (15-5 loss)

All-Star Record

Yr	Club, Site	AVG	G	AB	R	H	2B	3B	HR	RBI	SH	SF	HB	BB	SO	SB	CS	OBP	SLG	E
18	NL, Washington	1.000	1	1	1	1	0	0	*1	2	0	0	0	0	0	0	0	1.000	4.000	0

* Pinch-hit, 2-run HR in the ninth inning off Sea's Edwin Diaz tied the score at 5-5 (AL beat NL, 8-6, in 10 innings at Nationals Park)



JUAN GRATEROL

C

68

Age: 30 Ht.: 6-1 Wt.: 205 Bats: R Throws: R ML Service: 1.051

Born: 2/14/89 Birthplace: Maracay, VZ Resides: Aragua, VZ

Acquired: Was claimed off waivers from the Angels, October 10, 2018.

Contract: Signed through the 2019 season and under team control through 2023.

Non-Roster

CAREER HIGHLIGHTS

- Last name is pronounced GRAD-er-all.
- The 2019 season will be his 14th in professional baseball...in September 2005 was signed by Royals scout Juan Indriago as an undrafted 17-year-old.
- Is his second stint in the Reds' organization...in November 2016 was claimed off waivers by the Reds from the Angels, but a month later was claimed off waivers by the Diamondbacks.
- Between the 2016 and 2017 seasons was claimed off waivers by the Reds, Diamondbacks, Blue Jays and Angels (twice).
- Was Texas League Player of the Week for 8/5-8/11, 2014.

SINGLE-SEASON CAREER HIGH STREAKS

Hitting Streak: 8g, 5/25-6/30, 2017; Hitless Streak: 16ab, 8/9-9/6, 2017

2018 SEASON

- Made 4 apps for the Angels and Twins and 58 apps for their Class AAA affiliates.
- On 6/24 was released by the Angels...3 days later was signed by the Twins to a minor league contract.
- On 10/10 was claimed off waivers by the Reds.
- On 11/30 became a free agent when he was non-tendered, but that same day was re-signed by the Reds to a minor league contract with an invitation to 2019 Major League spring training camp.
- Following the season played for Leones del Caracas in the Venezuela Winter League (33g, .291, 1 2b, 1hr, 11rbi).

2016: After 11 seasons in the minors made his Major League debut with 9 apps in September for the Angels... was on LAA's roster from 7/18-7/22 but did not play...was promoted again on 9/2 and spent the rest of the season with the Angels...on 9/2 vs Sea made his big league debut when he entered the game as a defensive replacement in the eighth inning...in the ninth, in his first career plate appearance produced an RBI-double off Arquimedes Caminero...on 9/14 vs Sea produced his first career 2-hit game...was a non-roster invitee to LAA's Major League spring training camp...played for Aragua in the Venezuelan Winter League (22g, .200, 2 2b, 1hr, 7rbi).

MINOR LEAGUES

2011: In his 637th career at bat, hit his first professional home run on 6/2 at Kinston.

GRATEROL'S CAREER TRANSACTIONS

- Was signed by the Royals as a non-drafted free agent, September 6, 2005. Was signed by Juan Indriago.
- Was signed by the Yankees to a minor league contract, December 10, 2014.
- Was signed by the Angels to a minor league contract, January 12, 2016.
- Was claimed off waivers by the Reds, November 28, 2016.
- Was claimed off waivers by the Diamondbacks, December 23, 2016.
- Was claimed off waivers by the Angels, January 19, 2017.
- Was claimed off waivers by the Blue Jays, January 23, 2017.
- Was acquired by the Angels in exchange for a player to be named or cash, April 18, 2017.
- Was released by the Angels, June 24, 2018.
- Was signed by the Twins to a minor league contract, June 27, 2018.
- Was claimed off waivers by the Reds, October 10, 2018.

CAREER FIELDING								
Pos.	Pct.	G	PO	A	E	TC	DP	PB
C	.997	60	284	30	1	315	1	0

Career Hitting

Yr	Club	AVG	G	AB	R	H	2B	3B	HR	RBI	SH	SF	HB	BB	SO	SB	CS	OBP	SLG	E
06	DSL Royals - R	.296	48	152	31	45	8	0	0	20	1	1	5	18	10	0	0	.386	.349	4
07	Burlington - R	.225	33	102	12	23	1	0	0	10	0	1	1	9	17	1	0	.292	.235	2
08	Idaho Falls - R	.276	32	98	13	27	4	0	0	15	0	0	3	11	16	2	1	.366	.316	1
09	Idaho Falls - R	.286	3	7	2	2	0	0	0	1	2	1	2	1	0	0	0	.455	.286	0
	Burlington - A	.310	29	87	10	27	4	0	0	10	2	2	1	6	12	2	0	.354	.356	3
10	Wilmington - A	.000	3	6	0	0	0	0	0	2	0	1	0	1	1	0	0	.125	.000	0
	Burlington - A	.292	31	113	9	33	4	0	0	9	0	0	1	6	9	0	0	.333	.327	3
11	Wilmington - A	.182	23	77	3	14	2	0	1	5	0	0	0	6	16	0	0	.241	.247	7
	Kane County - A	.203	35	123	5	25	3	0	0	6	2	0	0	10	12	0	0	.263	.228	2
12	Wilmington - A	.301	61	196	26	59	12	0	2	18	4	0	4	7	24	0	2	.338	.393	2
13	NW Arkansas - AA	.286	56	182	17	52	6	0	3	17	4	1	2	6	22	3	0	.314	.368	5
14	Omaha - AAA	.250	7	20	0	5	0	0	0	2	0	1	0	0	4	0	0	.238	.250	0
	NW Arkansas - AA	.280	70	246	17	69	17	0	4	28	5	1	3	9	29	0	0	.313	.398	5
15	Charleston - A	.200	3	10	1	2	1	0	0	1	0	0	0	2	1	0	0	.333	.300	0
	Trenton - AA	.188	5	16	1	3	0	0	0	2	0	0	0	2	2	0	0	.278	.188	0
	Scranton/W-B - AAA	.200	20	70	8	14	1	0	1	9	0	1	0	1	10	0	0	.208	.257	1
16	Salt Lake - AAA	.300	68	227	24	68	10	0	2	23	2	2	5	10	27	2	1	.340	.370	3
	Los Angeles (AL)	.286	9	14	2	4	2	0	0	3	1	0	0	0	3	0	0	.286	.429	0
17	Los Angeles (AL)	.202	48	84	5	17	4	0	0	10	0	2	0	1	13	0	0	.207	.250	1
	Buffalo - AAA	.429	4	14	2	6	0	0	0	0	0	0	0	1	0	0	0	.429	.429	0
18	Salt Lake - AAA	.322	24	90	11	29	5	0	0	13	1	1	1	3	10	0	0	.347	.378	5
	Los Angeles (AL)	1.000	1	1	0	1	0	0	0	0	0	0	0	0	0	0	0	1.000	1.000	0
	Rochester - AAA	.284	34	116	12	33	6	0	0	10	0	1	4	2	3	0	0	.317	.336	5
	Minnesota	.143	3	7	2	1	0	0	0	0	0	0	0	1	0	0	0	.250	.143	0
	Major Totals	.217	61	106	9	23	6	0	0	13	1	2	0	2	16	0	0	.227	.274	1
	Minor Totals	.275	589	1952	204	536	84	0	13	201	23	14	31	111	227	10	4	.322	.338	48

Career Pitching

Yr	Club	W-L	ERA	G	GS	CG	SHO	SV	IP	H	R	ER	HR	BB	SO	WP	BK
11	Kane County - A	0-0	9.00	*1	0	0	0	0	1.0	2	1	1	1	1	2	0	0

* 8/26/11 at Wisconsin



SONNY GRAY

@SonnyGray2

RHP

54

Age: 29 **Ht.:** 5-10 **Wt.:** 192 **Bats:** R **Throws:** R **ML Service:** 5.061

Born: 11/7/89 **Birthplace:** Nashville, TN **Resides:** Nashville, TN

Acquired: Was acquired from the Yankees, along with minor league LHP Reiver Sanmartin, in exchange for IF Shed Long and the Reds' 2019 Competitive Balance A draft pick, January 21, 2019.

Contract: Was signed to a 3-year contract extension through the 2022 season, with a club option for 2023, January 21, 2019.

CAREER HIGHLIGHTS

- In 2015 was an American League All-Star, but did not pitch in the AL's 6-3 win at Great American Ball Park, and finished third in the Baseball Writers' Association of America's Cy Young Award voting.
- In 2014 was American League Pitcher of the Month for April and July and AL Co-Player of the Week for 9/22-9/28.
- Made 4 Opening Day rosters, 3 with the Athletics (2014-2016) and last year with the Yankees...opened the 2017 season on Oak's disabled list.
- Made 2 Opening Day starts, both for the Athletics in 2014 (ND, 2-0 loss vs Cle) and 2015 (8-0 win vs Tex)...in those starts combined to throw 14.0 shutout innings (6h, 4bb, 10K)...is 1 of only 2 active pitchers to have made at least 2 Opening Day starts without allowing a run (Jake Arrieta).
- In 4 Postseason apps, all starts, went 0-2 despite a 2.95 ERA (21.1ip, 14h, 12bb, 18k, 2hr).
- In the 1-0 win in Game 2 of the 2013 American League Division Series vs the Tigers received no decision but combined with Grant Balfour on a 4-hitter (8ip, 4h, 2bb, 9k)...became only the third rookie in Major League history to record at least 9 strikeouts in a scoreless Postseason start, joining Bal's Mike Boddicker (14k, 1983 ALCS Game 3) and NYY's Dave Righetti (10k, 1981 ALDS Game 2).
- In his Major League career threw at least 6.0 innings in 99 of 146 starts (68%).
- Since 2014 has recorded 96 putouts, third-most of any pitcher in the Major Leagues in that span (Zack Greinke 120, Mike Leake 106).
- In 2013 was the Athletics' Minor League Pitcher of the Year and a *Baseball America* Class AAA All-Star... according to *Baseball America's* annual poll, had the best breaking ball and best control in the Pacific Coast League.
- Also in 2013 was a Pacific Coast League All-Star but was promoted and did not pitch in the Triple-A All-Star Game.
- Pitched at Vanderbilt University when current Reds' pitching coach Derek Johnson was working for the Commodores...in 2011 led Vanderbilt to its first NCAA College World Series berth after finishing 12-4, 2.43.

COMPLETE GAMES (6)

Date/Opp	IP	H	ER	BB	SO	Result
9/12/17 at TB	8.0	5	2	1	9	L, 1-2
8/7/15 vs Hou	9.0	5	1	0	5	W, 3-1
7/28/15 at LAD	9.0	3	0	1	9	W, 2-0
7/12/15 at Cle	9.0	2	0	1	6	W, 2-0
9/28/14 at Tex	9.0	6	0	0	5	W, 4-0
4/28/14 at Tex	9.0	2	0	1	6	W, 4-0

10-STRIKEOUT GAMES (4)

Date	Strikeouts
9/23/14 for Oak vs LAA	12
5/24/17 for Oak vs Mia	11
6/10/17 for Oak at TB	10
5/3/15 for Oak at Tex	10

2018 SEASON

- With 11 victories ranked third on the Yankees' staff (Luis Severino 19, Masahiro Tanaka 12).
- Went 9-9, 5.26 in 23 starts and 2-0, 2.60 in 7 relief apps.
- Went 4-4, 6.98 in 11 starts and 4 relief apps at Yankee Stadium and 7-5, 3.17 in 12 starts and 3 relief apps on the road.
- Began the season in the rotation and went 8-8, 5.56 in 21 starts through 8/1...made 7 of his last 9 apps out of the bullpen.
- On 8/7 at WSox, in his first relief appearance since 7/19/13 at LAA, threw 3.0 scoreless innings to earn the 13-inning, 4-3 win.
- In an 11-7 Yankees loss on 9/2 vs Det threw 4.0 innings in the longest relief appearance of his career.
- On 1/21/19 was traded to the Reds, along with minor league LHP Reiver Sanmartin (REEVER san-mar-TEEN), in exchange for IF Shed Long and Cin's 2019 Competitive Balance A draft pick.

2017: In 27 starts for the Athletics and Yankees combined to finish 10-12, 3.55...ranked 10th in the American League in ERA, sixth in opponents' BA (.226) and seventh in both opponents' OBP (.294) and opponents' slugging percentage (.374)...at the 7/31 deadline was traded from Oak to NYY, along with international signing bonus pool money, in exchange for OF Dustin Fowler and minor leaguers RHP James Kaprielian and SS Jorge Mateo...began the season on the Athletics' disabled list with a right shoulder strain, missing the first 25 games of the season and snapping a streak in which he had made 3 consecutive Opening Day rosters...didn't make his season debut until 5/2...from 6/25-8/26 allowed 2 earned runs or fewer in 11 consecutive starts (6-5, 1.95), including 9 straight starts in which he threw at least 6.0 innings while allowing 2 ER or fewer (5-4, 1.88)...both streaks were the best of his career and the longest streaks in the Major Leagues in 2017.

2016: Missed time on the disabled list with a right trapezius strain (5/21-6/4) and then a right forearm strain (8/-9/27)...was scheduled to start Opening Day vs the White Sox but was scratched with food poisoning...pitched 2 days later...on 7/26 at Tex recorded the 500th strikeout of his career (Jurickson Profar).

2015: Was an American League All-Star and finished third in the BBWAA's Cy Young Award voting behind Hou's Dallas Keuchel and Det/Tor's David Price...was the highest finish by an Athletics pitcher since Barry Zito won the award in 2002...was named to the All-Star team after finishing with the third-most votes among pitchers on the players' ballot...his 2.04 ERA prior to the All-Star Game was second-best in the Major Leagues (1.39, LAD's Zack Greinke)...pitched the Sunday prior to the All-Star Game in Cincinnati and was not available to participate in the AL's 6-3 win...tied for the AL lead with 2 shutouts and ranked T3rd with 3 complete games...with 37 putouts established an Athletics record (35, Chick Fraser, 1901), the most by any pitcher since LAD's Kevin Brown had 41 putouts in 1999...did not commit an error in 60 chances, the most errorless chances by any pitcher in the majors in 2015 and second-most in Athletics history (72, Rick Langford, 1979)...in his second consecutive Opening Day start combined with Evan Scribner on a 1-hitter, the Athletics' first 1-hitter on Opening Day since 1915...became the first pitcher to throw at least 8.0 innings with 1 hit or fewer on Opening Day since Cle's Bob Lemon did it on 4/14/53 vs the White Sox...on 7/28 at LAD threw a 3-hitter in a 2-0 complete game victory and in the eighth inning singled off Pedro Báez for his first career hit.

2014: Made his first career Opening Day roster...his 183 strikeouts ranked 10th in Oakland A's history, the third-most in Oakland history by a pitcher age 24 or younger (Vida Blue, 301 strikeouts at age 21 in 1971 & Barry Zito, 205 strikeouts at age 23 in 2001)...was the American League Pitcher of the Month for April (5gs, 4-1, 2.06) and July (5gs, 5-0, 1.03)...became only the third Athletics pitcher to win the monthly award twice in the same season, joining Dave Stewart (April & September 1990) and Barry Zito (August & September 2001)...from 7/3-8/1 made 6 consecutive starts of at least 6.0 innings and 1 earned run or fewer (5-1, 1.07), the longest such streak in Athletics franchise history...his complete game, 4-0 win on 9/28 at Tex clinched a Postseason berth for the A's...became the second Oakland pitcher to throw a complete game to clinch a playoff appearance (Dave Stewart, 9/25/90 at KC)...also with that win became the first visiting pitcher to compile more than 1 shutout in the same season at Tex' Globe Life Park...following that clinching complete game shared the AL Player of the Week Award with teammate Josh Reddick.

2013: In his Major League debut went 5-3, 2.67 in 10 starts and 2 relief apps for the Athletics...led American League rookie pitchers in opponents' on-base percentage (.272) and OPS (.570)...was promoted to the 40-man roster on 7/10 and as a reliever in the 5-0 loss at Pit later that day made his first career appearance...entered that game in the fifth inning and struck out his first batter, Clint Barmes...earned his first career victory in his second start, a 5-0 win vs Hou on 8/15 (8ip, 4h, 1bb, 9k)...made 2 starts in the American League Division Series vs the Tigers (0-1, 2.08)...in the 1-0 win in Game 2 received no decision but combined with Grant Balfour on a 4-hitter (8ip, 4h, 2bb, 9k)...became only the third rookie in Major League history to record at least 9 strikeouts in a scoreless Postseason start, joining Bal's Mike Boddicker (14k, 1983 ALCS Game 3) and NYY's Dave Righetti (10k, 1981 ALDS Game 2)...suffered the 3-0 loss in Game 5 at the Coliseum (5ip, 6h, 3er, 4bb, 3k, 1hr).

PERSONAL: Attended Smyrna (TN) High School...pitched 3 seasons at Vanderbilt University...finished his Commodores career ranked second all-time in wins (27) and fourth in strikeouts (317)...in 2011 led Vanderbilt to its first NCAA College World Series berth after finishing 12-4, 2.43...in 2010 and 2011 was second team All-SEC...in 2009 was a Louisville Slugger Freshman All-American...in 2009 and 2010 pitched for Team USA...in 2010 was *Baseball America's* Summer Player of the Year.

SINGLE-SEASON CAREER HIGH STREAKS

Scoreless Streak By Game: 2g (4x), Last: 8/19-8/25, 2018; **Scoreless Streak By Inning:** 14.2, 4/28-5/8, 2015; **Winning Streak:** 6g, 6/18-7/26, 2014; **Losing Streak:** 7g, 4/27-7/6, 2016

GRAY'S CAREER TRANSACTIONS

- Was selected by the Cubs in the 27th round of the June 2008 first-year player draft. Did not sign.
- Was selected by the Athletics in the first round (18th overall) of the 2011 first-year player draft.
- On Midland's disabled list, 5/20-5/26, 2012.
- On Oakland's disabled list with a right trapezius strain, May 21-June 4, 2016.
- On Oakland's disabled list with a right forearm strain, August 7-September 27, 2016.
- On Oakland's disabled list with a right shoulder strain, March 30-April 30, 2017; included rehabilitation assignments at Stockton, April 22-24 and at Nashville, April 25-30.
- Was acquired by the Yankees, along with international signing bonus pool money, in exchange for OF Dustin Fowler and minor leaguers RHP James Kaprielian and SS Jorge Mateo, July 31, 2017.
- Was acquired by the Reds, along with minor league LHP Reiver Sanmartin, in exchange for IF Shed Long and Cin's 2019 Competitive Balance A draft pick, January 21, 2019.

Career Pitching

Yr	Club	W-L	ERA	G	GS	CG	SHO	SV	IP	H	R	ER	HR	BB	SO	WP	BK
11	AZL Athletics - R	0-1	4.50	1	1	0	0	0	2.0	4	1	1	0	0	2	0	0
	Midland - AA	1-0	0.45	5	5	0	0	0	20.0	15	1	1	0	6	18	2	0
12	Midland - AA	6-9	4.14	26	26	1	1	0	148.0	148	73	68	8	57	97	16	1
	Sacramento - AAA	0-0	9.00	1	1	0	0	0	4.0	10	4	4	0	1	2	1	0
13	Sacramento - AAA	10-7	3.42	20	20	1	0	0	118.1	117	51	45	5	39	118	10	0
	Oakland	5-3	2.67	12	10	0	0	0	64.0	51	22	19	4	20	67	2	1
14	Oakland	14-10	3.08	33	33	2	2	0	219.0	187	84	75	15	74	183	15	0
15	Oakland	14-7	2.73	31	31	3	* 2	0	208.0	166	71	63	17	59	169	13	0
16	Oakland	5-11	5.69	22	22	0	0	0	117.0	133	80	74	18	42	94	15	0
17	#Stockton - A	1-0	0.00	1	1	0	0	0	5.0	1	0	0	0	0	6	0	0
	#Nashville - AAA	1-0	0.00	1	1	0	0	0	6.0	2	0	0	0	0	7	1	0
	Oakland	6-5	3.43	16	16	0	0	0	97.0	84	48	37	8	30	94	7	0
	New York (AL)	4-7	3.72	11	11	1	0	0	65.1	55	31	27	11	27	59	4	0
18	New York (AL)	11-9	4.90	30	23	0	0	0	130.1	138	73	71	14	57	123	9	1
Major Totals		59-52	3.66	155	146	6	4	0	900.2	814	409	366	87	309	789	65	2
Minor Totals		19-17	3.53	55	55	2	1	0	303.1	297	130	119	13	103	250	30	1

Injury rehab, * Tied for the American League lead

All-Star Record

Yr	Club, Site	W-L	ERA	G	GS	CG	SHO	SV	IP	H	R	ER	HR	BB	SO	WP	BK
15	AL, Cincinnati																

Did Not Pitch

Division Series

Yr	Club	W-L	ERA	G	GS	CG	SHO	SV	IP	H	R	ER	HR	BB	SO	WP	BK
13	Oak vs Det	0-1	2.08	2	2	0	0	0	13.0	10	3	3	1	6	12	0	0
17	NY Yankees vs Cle	0-1	8.10	1	1	0	0	0	3.1	3	3	3	1	4	2	1	0
Division Series Totals		0-2	3.31	3	3	0	0	0	16.1	13	6	6	2	10	14	1	0

Championship Series

Yr	Club	W-L	ERA	G	GS	CG	SHO	SV	IP	H	R	ER	HR	BB	SO	WP	BK
17	NY Yankees vs Hou	0-0	1.80	1	1	0	0	0	5.0	1	2	1	0	2	4	1	0

Career Hitting

Yr	Club	AVG	G	AB	R	H	2B	3B	HR	RBI	SH	SF	HB	BB	SO	SB	CS	OBP	SLG	E
14	Oakland	.000	33	2	0	0	0	0	0	0	2	0	0	0	1	0	0	.000	.000	3
15	Oakland	.167	31	6	0	1	0	0	0	0	0	0	0	4	0	0	0	.167	.167	0
16	Oakland	.000	22	2	0	0	0	0	0	1	0	0	0	1	0	0	0	.000	.000	1
18	New York (AL)	.000	30	2	1	0	0	0	0	0	0	0	0	0	0	0	0	.000	.000	1
Career Totals		.083	116	12	1	1	0	0	0	3	0	0	0	6	0	0	0	.083	.083	9

Only career hit on 7/28/15 for Oak at LAD (single off Pedro Báez)



VLADIMIR GUTIERREZ

RHP

80

Age: 23 Ht.: 6-0 Wt.: 190 Bats: R Throws: R ML Service: 0.000

Born: 9/18/95 Birthplace: Havana, Cuba Resides: Veracruz, MX

Acquired: Was signed to a minor league contract, September 7, 2016. Was signed by Tony Arias, Chris Buckley and Bob Engle.

Contract: Signed through the 2019 season and under team control through 2024.

Non-Roster

CAREER HIGHLIGHTS

- Was heading into his third straight season rated by *Baseball America* the ninth-best prospect in the organization, then when IF Jeter Downs and IF Shed Long were traded to LAD and NYY, respectively, moved up to seventh.
- After the 2018 season was rated by MiLB.com the Reds' ninth-best prospect.
- In 2018 his slider, changeup and control were rated by *Baseball America* the best of any pitcher in the organization.
- During showcases for scouts reportedly hit 97 miles per hour on the radar gun.
- Was Rookie of the Year of the 2013-2014 Cuban National Series season.
- In August 2014 was rated by *Baseball America* the 14th-best prospect in Cuba.
- In February 2015, while in Puerto Rico for the Caribbean Series, left the Cuban team to pursue a career in the Major Leagues.
- In 2017 and 2019 participated in Major League spring training camps.
- Is 1 of 5 players born in Cuba participating in the Reds' 2019 Major League spring training camp (RHP Raisel Iglesias, OF Yasiel Puig and minor leaguers RHP Odrisamer Despaigne, IF Alfredo Rodriguez).

BASEBALL AMERICA'S TOP 10 REDS PROSPECTS

1. Nick Senzel, IF
2. Hunter Greene, RHP
3. Taylor Trammell, OF
4. Jonathan India, IF
5. Tony Santillan, RHP
6. Tyler Stephenson, C
7. ... **Vladimir Gutierrez, RHP**
8. Mike Siani, OF
9. Jose Siri, OF
10. Stuart Fairchild, OF

2018 SEASON

- At Class AA Pensacola led Reds minor league pitchers in strikeouts (145) while ranking ninth in ERA (4.35).
- Among Southern League pitching leaders ranked T2nd in starts (27) and third in both innings pitched (147.0) and strikeouts (145)...also led the SL in batters hit by a pitch (16) and balks (3, tied).
- His slider, changeup and control were rated by *Baseball America* the best of any pitcher in the organization.
- On 1/9 was invited to 2019 Major League spring training camp, his second (2017).

SEASON HIGHLIGHTS

2017: In his first full season in professional baseball made all 19 starts at Class A Daytona...in July spent 8 days on the disabled list with tightness in his lower back..entered the season rated by *Baseball America* the ninth-best prospect in the organization...**2016:** Was signed by the Reds in September and participated in his first organized workouts during the instructional league in Goodyear...on 12/9 was invited to 2017 Major League spring training camp.

NATIVES OF CUBA WHO PLAYED OR COACHED FOR REDS

Rafael Almedia, IF..... 1911-13	Reggie Otero, coach..... 1959-65	Jose Cardenal, coach.... 1993, 2002-03
Armando Marsans, OF..... 1911-14	Rogelio Alvarez, IF..... 1960, '62	Oswaldo Fernandez, P..... 2000-01
Mike Gonzalez, C..... 1914	Joe Azcue, C..... 1960	Aroldis Chapman, P..... 2010-15
Manuel Cueto, IF/OF..... 1917-19	Leo Cardenas, IF..... 1960-68	Yonder Alonso, 1B..... 2010-11
Adolfo Luque, P..... 1918-29	Tony Gonzalez, OF..... 1960	Brayan Peña, C..... 2014-15
Pedro Dibut, P..... 1924-25	Cookie Rojas, IF..... 1962	Raisel Iglesias, P..... 2015-18
Tommy de la Cruz, P..... 1944	Tony Perez, IF..... 1964-76, '84-86	
Vincente Amor, P..... 1957	Chico Ruiz, IF..... 1964-69	
Raul Sanchez, P..... 1957, '60	Mike de la Hoz, IF..... 1969	
Danny Morejon, OF..... 1958	Camilo Pasqual, P..... 1969	
Orlando Pena, P..... 1958-60	Pedro Ramos, P..... 1969	
Mike Cuellar, P..... 1959	Tony Menendez, P..... 1992	

Cardenas, Luque and Perez are in the Reds Hall of Fame. Perez is the only native of Cuba in the National Baseball Hall of Fame who played in the Major Leagues. Cooperstown Hall of Famers P Martin Dihigo, P Jose Mendez and OF Cristobal Torriente were born in Cuba but played in the Negro Leagues.

GUTIERREZ' CAREER TRANSACTIONS

- Was signed by the Reds to a minor league contract, September 7, 2016. Was signed by Tony Arias, Chris Buckley and Bob Engle.
- On Daytona's disabled list with tightness in his lower back, July 15-22, 2017.

Career Pitching

Yr	Club	W-L	ERA	G	GS	CG	SHO	SV	IP	H	R	ER	HR	BB	SO	WP	BK
17	Daytona - A	7-8	4.46	19	19	0	0	0	103.0	108	54	51	10	19	94	4	2
18	Pensacola - AA	9-10	4.35	27	27	0	0	0	147.0	139	76	71	18	38	145	6	*3
Minor Totals		16-18	4.39	46	46	0	0	0	250.0	247	130	122	28	57	239	10	5

* Led the Southern League in hit batters (16) & tied for the SL lead in balks (3)

Career in Cuba

Yr	Club	W-L	ERA	G	GS	CG	SHO	SV	IP	H	R	ER	HR	BB	SO	WP	BK
13-14	Pinar del Rio - CNS	5-5	3.90	27	3	0	0	2	67.0	65	37	29	3	40	44	5	0
14-15	Pinar del Rio - CNS	3-5	2.45	25	0	0	0	13	51.1	37	20	14	2	19	49	2	0
Cuban National Series		8-10	3.27	52	3	0	0	15	118.1	102	57	43	5	59	93	7	0



JIMMY

HERGET

@hergee20

RHP

49

Age: 25 **Ht.:** 6-3 **Wt.:** 170 **Bats:** R **Throws:** R **ML Service:** 0.000

Born: 9/9/93 **Birthplace:** Tampa, FL **Resides:** Tampa, FL

Acquired: Was selected in the sixth round of the June 2015 first-year player draft. Was signed by Greg Zunino.

Contract: Signed through the 2019 season and under team control through 2024.

CAREER HIGHLIGHTS

- Last name is pronounced HER-get.
- Entered the 2019 season rated by MLB.com's MLB Pipeline the 13th-best prospect in the organization and by *Baseball America* the 18th best prospect in the Reds' system.
- Following the 2016 and 2017 seasons was rated by *Baseball America* the best reliever in his league.
- In 2017 was a mid-season Southern League All-Star, participated in the SiriusXM All-Star Futures Game in Miami and was named to *Baseball America's* Minor League All-Star second team...was rated by *Baseball America* the best reliever in the Southern League and the pitcher with the best slider in the organization.
- In 2016 was a mid- and post-season Florida State League All-Star and a *Baseball America* High Class A All-Star.
- In each of his first 2 professional seasons led his league in saves.
- In 2019 participated in his third straight Major League spring training camp, his first as a player on the 40-man roster.

2018 SEASON

- Spent the season at Louisville, his first full season at Class AAA.
- Led the Bats and ranked T3rd in the International League in apps.
- Was 1 of only 3 players to remain on the Bats' roster all season (IF D.J. Peterson, RHP José López).
- Participated in his second straight Major League spring training camp.
- On 11/20 was added to the 40-man roster.

SEASON HIGHLIGHTS

2017: In 52 relief apps at Class AA Pensacola and Class AAA Louisville combined to finish 4-4, 2.90 with 25 saves in 31 chances...opponents hit just .213...was a mid-season Southern League All-Star, participated in the SiriusXM All-Star Futures Game in Miami and was named to *Baseball America's* Minor League All-Star second team...was rated by *Baseball America* the best reliever in the Southern League and the pitcher with the best slider in the organization...led all Reds minor leaguers in saves (25)...ranked third in the Southern League in saves (16) and 10th in the International League in that category (9)...threw a perfect inning in relief during the U.S. team's 7-6 win in the SiriusXM All-Star Futures Game...entered the season rated by *Baseball America* the 13th-best prospect in the organization, the best reliever in the Florida State League and the pitcher with the best breaking ball in the FSL...after just 2 professional seasons was invited to 2017 Major League spring training camp...on 12/4 was invited to 2018 camp...**2016:** In just his second professional season posted a 1.78 ERA over 50 apps for Class A Daytona, where he was a mid- and post-season Florida State League All-Star and a *Baseball America* High Class A All-Star...was rated by *Baseball America* the best reliever in the Florida State League and the pitcher with the best breaking ball in the FSL...among all Reds minor league pitchers ranked second with 24 saves (Alejandro Chacin, 30)...led the Florida State League in saves (24 in 27 chances) and games finished (46) while tying for the FSL lead in apps (50)...recorded 12.31 strikeouts per 9 innings, the best ratio among league relievers...**2015:** In his first professional season, at Rookie Billings led the Pioneer League and ranked third among all Reds farmhands with 15 saves.

PERSONAL: Graduated from Jefferson High School in Tampa, FL...played at the University of South Florida, where in 2014 and 2015 he was first-team All-American Athletic Conference...in 2014 pitched for the Bourne Braves in the prestigious Cape Cod League...follow on Twitter @hergee20.

HERGET'S CAREER TRANSACTIONS

-- Was selected by the Reds in the sixth round of the June 2015 first-year player draft. Was signed by Greg Zunino.

Career Pitching

Yr	Club	W-L	ERA	G	GS	CG	SHO	SV	IP	H	R	ER	HR	BB	SO	WP	BK
15	Billings Mustangs - R	3-0	3.20	24	0	0	0	*15	25.1	16	9	9	1	11	26	3	0
16	Daytona Tortugas - A	4-4	1.78	*50	0	0	0	*24	60.2	47	16	12	3	22	83	0	2
17	Pensacola - AA	1-3	2.73	24	0	0	0	16	29.2	22	9	9	1	12	44	0	0
	Louisville - AAA	3-1	3.06	28	0	0	0	9	32.1	30	11	11	4	9	28	0	0
18	Louisville - AAA	1-3	3.47	50	0	0	0	0	59.2	59	28	23	5	21	65	1	0
Minor Totals		12-11	2.77	176	0	0	0	64	207.2	174	73	64	14	75	246	4	2

* Led League



DAVID

@DHern_30

RHP

HERNANDEZ

37

Age: 33 Ht.: 6-3 Wt.: 245 Bats: R Throws: R ML Service: 9.084

Born: 5/13/85 Birthplace: Sacramento, CA Resides: Elk Grove, CA

Acquired: Was signed to a 2-year contract through the 2019 season, January 30, 2018.

Contract: Signed through the 2019 season and under team control through 2019.

CAREER HIGHLIGHTS

- In his Major League career has posted a 3.35 ERA with 22 saves in 473 relief apps for the Orioles, Diamondbacks, Phillies, Angels and Reds.
- In his 27 career starts went 5-15, 5.49.
- Posted a 2.70 ERA in 6 career Postseason apps, all in relief for the Diamondbacks.
- At Class AA Bowie in 2008 was a mid-season Eastern League All-Star.

SINGLE-SEASON CAREER HIGH STREAKS

Scoreless Streak By Game: 14g, 7/8-8/12, 2017; Scoreless Streak By Inning: 13.0, 5/30-6/26, 2017; Winning Streak: 5g, 4/27-8/17, 2018; Losing Streak: 6g, 8/17-9/30, 2009

2018 SEASON

- In his first season with the Reds posted a 2.53 ERA, the second-lowest of his career, in 57 relief apps.
- The Reds went 30-27 in games in which he pitched.
- Stranded 25-28 inherited base runners, the best percentage on the staff (89%).
- 16 times threw more than 1.0 inning, 8 times threw at least 2.0 innings and twice threw a season-high 2.1 innings (5/12 at LAD, 7/27 vs Phi, both scoreless).
- On 9/30 vs Pit, in the Reds' season finale, made the 500th appearance of his Major League career.
- Began the season on the 10-day disabled list with right shoulder inflammation...came off the DL after making 3 rehab apps for Louisville from 4/20-4/25.
- In the bottom of the fourth inning on 4/27 at Min made his Reds debut and earned the 15-9 victory after the Reds scored 6 runs in the top of the fifth to take a 10-8 lead.
- Won his first 5 decisions, the longest winning streak of his career and the longest by a Reds pitcher in 2018.
- In the 5-3 win on 5/12 at LAD, retired 7 of his 8 batters and didn't allow a run over a season-high 2.1 innings...was his longest relief appearance since a career-high 2.2 innings on 6/6/09 for Bal at Oak...also threw 2.1 innings on 7/27 vs Phi, also scoreless.
- On 7/7 at Cubs allowed a home run to Javier Báez leading off the seventh inning, snapping Hernandez' 32-inning homerless streak...was Hernandez' first HR allowed since 9/23/17 for Ari vs Mia and the only homer he allowed in his first 31 apps and 36.0 innings of 2018.
- 9 times pitched on consecutive days...never in his career pitched on 3 straight days.

2017: In 64 relief apps for the Angels and Diamondbacks posted a sterling 3.11 ERA...from 7/8-8/12 did not allow a run in 14 apps or 12.2 innings, both single-season career highs...that stretch spanned 8 apps for the Angels (8.2ip) and 6 apps for the Diamondbacks (4ip)...made 2 scoreless relief apps vs the Dodgers in the National League Division Series...went to spring training with the Giants as a non-roster invitee...was released on 3/24 and 3 days later was signed by the Braves to a minor league contract...on 4/24 was traded to the Angels and on 7/31 was traded to the Diamondbacks...became a free agent following the season...on 1/30/18 was signed by the Reds to a 2-year contract through the 2019 season.

2016: In his only season in Philadelphia ranked T19th in the National League with 70 apps...average 9.91 strikeouts per 9 innings...over 10 apps from 8/27-9/24 produced a season-best 10.2-inning scoreless streak...also had a 10-inning scoreless streak from 4/23-5/12 (7g, 13k, 11bb).

2015: Began the season on the 15-day disabled list while recovering from 3/24/14 "Tommy John" surgery to repair the torn ulnar collateral ligament in his right elbow...did not allow more than 3 earned runs in any of his 40 apps...average 8.82 strikeouts per 9 innings.

2014: Missed the season following 3/24 “Tommy John” surgery to repair the torn ulnar collateral ligament in his right elbow (Dr. James Andrews).

2013: Made 62 apps for the Diamondbacks and posted a 0.93 ERA in 9 apps for Class AAA Reno...was optioned to Reno on 8/10 and after he returned to Ari in September recorded a 0.64 ERA in 14 apps...from 7/12-9/16 recorded at least 1 strikeout in 16 consecutive apps.

2012: Ranked among National League relief leaders in strikeouts (4th, 98), strikeouts per 9 innings (6th, 12.91) and opponents’ batting average (7th, .190)...held righthanded hitters to a .145 average, fifth-lowest among all Major League pitchers with a minimum of 100 at bats (Jake McGee .098, Jesse Crain .129, Craig Kimbrel .136, Ronald Belisario .142)...recorded at least 2 strikeouts in 31 apps, fifth-most in the NL (Aroldis Chapman 43, Kimbrel 40, Ernesto Frieri 36, Kenley Jansen 33)...on 6/22 vs Cubs became the first Diamondbacks pitcher to record a save and collect his first career hit in same game since Jose Valverde in 2003...from 7/19-8/31 recorded at least 1 strikeout in 19 straight apps, the longest streak of his career and the longest by a Diamondbacks reliever since Juan Cruz’ 21-game strikeout streak from 8/29/06-6/12/07.

2011: Ranked among the Diamondbacks’ all-time single-season leaders with 23 holds (4th) and 74 apps (T6th)...ranked among National League relief leaders in holds (T6th), opponents’ BA (12th, .193) and strikeouts (T12th)...limited lefthanded hitters to a .171 average, fourth-lowest in the NL among relievers...took over as closer on 7/1, when J.J. Putz was disabled...from 7/2-7/18 converted saves in a career-best 7 consecutive apps without allowing a hit (6.1ip)...made 4 apps vs the Brewers in the National League Division Series.

2010: Made his first 8 apps as a starter (1-5, 5.31) and his last 33 apps in relief (7-3-2, 3.16)...earned his first career save in a 4-3 win vs NYY on 6/10...earned his second save just 5 days later in a 4-1 win at SF.

2009: In his Major League debut made 19 starts and 1 relief appearance for the Orioles...with a 5-1 win on 5/28 vs Det became 1 of 5 O’s rookie in 2009 to win his debut (Koji Uehara, Brad Bergesen, Jason Berken, Brian Matusz), the most in any season since 6 Chicago White Stockings pitchers won first career apps in 1888.

PERSONAL: Attended Cosumnes River College in Sacramento, CA, where in 2005 he established the school’s single-season strikeout record (119)...also established school records for career strikeouts (224) and career victories (20, tied)...his brother, Ray, also pitched professionally...follow on Twitter @DHern_30.

HERNANDEZ’ CAREER TRANSACTIONS

- Was selected by the Orioles in the 16th round of the June 2005 first-year player draft. Was signed by James Keller.
- On disabled list with a sprained left ankle, August 5-September 6, 2010; included a rehabilitation assignment at Bowie, September 4-6.
- Was acquired by the Diamondbacks, along with RHP Kam Mickolio, in exchange for 3B Mark Reynolds and a player to be named (C John Hester, 4/30/11), December 6, 2010.
- On disabled list with a torn ulnar collateral ligament, March 27-remainder of the season, 2014; was transferred to the 60-day DL, April 14.
- On disabled list while recovering from “Tommy John” surgery to repair the torn ulnar collateral ligament in his right elbow, March 27-June 6, 2015; included rehabilitation assignments at Visalia, May 16-21 and at Mobile, May 22-June 6.
- Was signed by the Phillies to a 1-year contract through the 2016 season, December 9, 2015.
- Was signed by the Giants to a minor league contract with an invitation to Major League spring training camp, February 14, 2017; was released, March 24.
- Was signed by the Braves to a minor league contract, March 27, 2017.
- Was acquired by the Angels for a player to be named or cash, April 24, 2017.
- Was acquired by the Diamondbacks in exchange for minor league RHP Luis Madero, July 31, 2017.
- Was signed by the Reds to a 2-year contract through the 2019 season, January 30, 2018.
- On disabled list with right shoulder inflammation, March 29-April 26, 2018; included a rehabilitation assignment at Louisville, April 20-26.

Career Pitching

Yr	Club	W-L	ERA	G	GS	CG	SHO	SV	IP	H	R	ER	HR	BB	SO	WP	BK
05	Aberdeen - A	1-2	3.89	12	8	0	0	0	41.2	41	21	18	2	17	47	3	1
06	Delmarva - A	7-8	4.15	28	28	0	0	0	145.1	134	83	67	13	71	154	22	0
07	Frederick - A	7-11	4.95	28	27	0	0	0	145.1	139	86	80	16	47	*168	12	1
08	Bowie - AA	10-4	2.68	27	27	0	0	0	141.0	112	53	42	10	71	*166	6	1
09	Norfolk - AAA	3-2	3.30	11	11	0	0	0	57.1	42	26	21	5	18	79	3	0
	Bowie - AA	0-0	2.25	1	1	0	0	0	4.0	2	1	1	0	1	4	0	0
	Baltimore	4-10	5.42	20	19	0	0	0	101.1	118	62	61	27	46	68	3	0
10	#Bowie - AA	0-0	0.00	2	0	0	0	0	2.0	1	0	0	0	0	3	0	0
	Baltimore	8-8	4.31	41	8	0	0	2	79.1	72	40	38	9	42	72	9	0
11	Arizona	53	3.38	74	0	0	0	11	69.1	49	27	26	4	30	77	7	1
12	Arizona	2-3	2.50	72	0	0	0	4	68.1	48	21	19	4	22	98	4	1
13	Reno - AAA	0-0	0.93	9	0	0	0	2	9.2	6	1	1	0	5	12	0	0
	Arizona	5-6	4.48	62	0	0	0	2	62.1	50	33	31	10	24	66	6	0
15	#Visalia - A	0-0	0.00	2	0	0	0	0	2.0	1	0	0	0	0	3	0	0
	#Mobile - AA	0-0	0.00	5	1	0	0	0	4.0	0	0	0	0	2	6	1	0
	Arizona	1-5	4.28	40	0	0	0	0	33.2	33	18	16	6	11	33	1	0
16	Philadelphia	3-4	3.84	70	0	0	0	1	72.2	77	31	31	11	32	80	6	0
17	Gwinnett - AAA	1-0	1.13	7	0	0	0	4	8.0	4	2	1	0	2	9	0	0
	Los Angeles (AL)	1-0	2.23	38	0	0	0	1	36.1	29	10	9	0	8	37	3	0
	Arizona	2-1	4.82	26	0	0	0	1	18.2	19	10	10	4	1	15	2	0
18	Cincinnati	5-2	2.53	57	0	0	0	0	64.0	46	20	18	6	17	65	3	2
	#Louisville - AAA	0-0	19.29	3	0	0	0	0	2.1	6	5	5	0	0	3	0	0
Major League Totals		36-42	3.85	500	27	0	0	22	606.0	541	272	259	81	233	611	44	4
AL Totals		13-18	4.48	99	27	0	0	3	217.0	219	112	108	36	96	177	15	0
NL Totals		23-24	3.49	401	0	0	0	19	389.0	322	160	151	45	137	434	29	4
Reds Totals		5-2	2.53	57	0	0	0	0	64.0	46	20	18	6	17	65	3	2
Minor League Totals		29-27	3.77	135	103	0	0	6	562.2	488	278	236	46	234	654	47	3

Injury rehab, * Led league

Division Series Record

Yr	Club, Opponent	W-L	ERA	G	GS	CG	SHO	SV	IP	H	R	ER	HR	BB	SO	WP	BK
11	Ari vs Mil	0-0	3.60	4	0	0	0	0	5.0	2	2	2	1	0	5	0	0
17	Ari vs LAD	0-0	0.00	2	0	0	0	0	1.2	1	0	0	0	0	1	0	0
Division Series Totals		0-0	2.70	6	0	0	0	0	6.2	3	2	2	1	0	6	0	0

Career Hitting

Yr	Club	AVG	G	AB	R	H	2B	3B	HR	RBI	SH	SF	HB	BB	SO	SB	CS	OBP	SLG	E
10	Baltimore	.000	41	3	0	0	0	0	0	0	0	0	0	0	1	0	0	.000	.000	0
12	Arizona	1.000	72	1	0	1	0	0	0	0	0	0	0	0	0	0	0	1.000	1.000	1
18	Cincinnati	.000	57	1	0	0	0	0	0	0	0	0	0	0	0	0	0	.000	.000	0
Career Totals		.200	500	5	0	1	0	0	0	0	0	0	0	1	0	0	0	.200	.200	3

* Only career hit on 6/22/12 for Ari vs Cubs (single off Casey Coleman)



JARED
HUGHES

Twitter icon @locatejared

RHP

48

Age: 33 Ht.: 6-7 Wt.: 240 Bats: R Throws: R ML Service: 6.162

Born: 7/4/85 Birthplace: Stamford, CT Resides: Prosper, TX

Acquired: Was signed by the Reds to a 2-year contract through the 2019 season, with a club option for 2020, December 26, 2017.

Contract: Signed through the 2019 season, with a club option for 2020.

CAREER HIGHLIGHTS

- One of the Major Leagues' most reliable relievers has posted a sterling 2.69 ERA over 452 career apps for the Pirates, Brewers and Reds.
- His 345 apps over the last 5 seasons (2014-2018) are seventh-most in the majors (Bryan Shaw 1st, 369g).
- Over the last 7 years beginning in 2012, his first full Major League season, his 2.66 ERA ranks fourth-best among all pitchers who made at least 440 apps (Craig Kimbrel 1.94, Kenley Jansen 2.21, Tony Watson 2.56).
- Also from 2012-2018, among all relievers ranks T2nd with 65 GIDPs induced (Brad Ziegler 86, Jim Johnson 65) and 10th with a ground ball rate of 62.0%.
- Since his Major League debut in 2011 has thrown 826 ground balls, third-most by any pitcher in that span (Brad Ziegler 1101, Jim Johnson 930).
- Is the only pitcher in Reds history to produce an ERA below 2.00 (1.94) while making more than 70 apps (72).
- Began the 2018 season with 55 apps without allowing more than 1 run, the longest single-season consecutive games streak by any pitcher in Reds history.
- In 2018 voting of the local chapter of the Baseball Writers' Association of America, received the Johnny Vander Meer Award as the Reds' Most Outstanding Pitcher and the Joe Nuxhall Good Guy Award.
- In both 2015 and 2016 received the Chuck Tanner Award, presented annually by the Pittsburgh chapter of the BBWAA to the Pirates player most cooperative with the media.
- Also in 2016 was the Pirates' nominee for the Roberto Clemente Award for representing baseball on and off the field through extraordinary character, community involvement, philanthropy and positive contributions.
- Helped anchor the Pirates' bullpen during their 3-year Postseason run from 2013-2015.
- Pitched more than 1.0 inning in 7 of his 11 Major League saves.

2.00

RHP Jared Hughes is only the **fourth Reds pitcher** to produce a season **ERA below 2.00** while making **at least 70 apps**.

Pitcher	Year	ERA	Games
Jared Hughes, R	2018	1.94	72
John Franco, L	1988	1.57	70
Doug Bair, R	1978	1.97	70
Ted Abernathy, R	1967	1.27	70

Since earned runs became a statistic in 1912, Courtesy Elias

2018 SEASON

- In voting of the local chapter of the BBWAA, received the Johnny Vander Meer Award as the Reds' Most Outstanding Pitcher and the Joe Nuxhall Good Guy Award.
- Led the pitching staff in apps, tied for 12th-most in the National League.
- His 1.94 ERA was the lowest of his career and fourth-best in the Major Leagues among all pitchers who threw at least 78.0 innings (Oak's Blake Treinen 0.78, NYM's Jacob deGrom 1.70, TB's Blake Snell 1.89).
- Became the first pitcher in franchise history to produce an ERA below 2.00 while making more than 70 apps and only the fourth Reds pitcher with an ERA below 2.00 in 70 apps or fewer...LHP John Franco (1988), RHP Doug Bair (1978) and RHP Ted Abernathy (1967) each produced an ERA below 2.00 in exactly 70 apps.
- Following 2.0 scoreless innings on 5/4 vs Mia that dropped his ERA from 2.12 to 1.89, his season ERA stayed below 2.00 following all but 2 apps the rest of the season (2.04 on 9/20, 2.01 on 9/23)...finished the season with 4 scoreless apps (3.2ip) to drop his ERA from 2.04 to its final 1.94.
- Began the season with 55 apps without allowing more than 1 run, the longest single-season consecutive games streak by any pitcher in Reds history and the longest single-season streak by any pitcher in the Major Leagues since Cle's Andrew Miller produced a 57-game streak from 4/7-9/3, 2016.
- Didn't allow more than 1 run in a game until his 56th appearance, 8/20 at Mil (0.2ip, 2r)...the previous franchise single-season record for consecutive apps without allowing more than 1 run was 46, shared by Jeff Shaw (1997) and Manny Parra (2013)...until 8/20 at Mil, Hughes hadn't allowed more than 1 run in a game since 7/26/17 for Mil at Wsh (0.1ip, 4r) and posted a 1.32 ERA during that 78-game streak.

- Through 6/13, his ERA was a season-best 0.99 through 31 apps (36.1ip, 4er).
- Recorded 7 saves, his single-season career high...5 of his 7 saves required more than 3 outs.
- 16 times threw more than 1.0 inning, 8 times pitched at least 2.0 innings and on 4/24 vs Atl threw a season-high 2.2 innings (2h, 0r, 0bb, 2k).
- Induced 13 GDP, just 2 behind Major League leader Brian Flynn of the Royals.
- The Reds went 36-36 in games in which he pitched.
- 18 times pitched on consecutive days, tying Raisel Iglesias for the staff high, and 4 times pitched on 3 consecutive days (4/9-4/11, 5/22-5/24, 8/28-8/30, 9/8-9/10)...never has pitched on 4 consecutive days.
- On 4/24 vs Atl threw 2.2 scoreless innings to earn his first victory as a Red...was his longest outing since 7/9/16 for Pit vs Cubs (career-high 3ip)...his 42 pitches were 6 shy of his career high.
- In the eighth inning on 5/12 at LAD made his 400th Major League appearance...produced 5 outs in 4 batters for the fifth save of his career, his first of the season.
- In the 5-4 win on 5/24 vs Pit and the 6-5 win on 5/26, for the first time in his career produced saves in consecutive apps.
- From 5/4-6/17 produced scoreless streaks of 15 apps and 19.2 innings, both career highs and both the longest by a Reds pitcher in 2018...those streaks were snapped at Pit on 6/17, when he was charged with a run scored off Raisel Iglesias.
- From 5/14-5/16 retired a season-high 16 consecutive batters.
- Threw 35.1 homerless innings between Yadier Molina's solo HR on 4/21 at StL and Avisail García's solo HR on 7/2 vs WSox.
- From 8/20-8/28 allowed at least 1 run in a career-high 3 straight apps for only the second time (8/4-8/9, 2012).
- On 8/25 at Cubs (Daniel Murphy solo) & 8/28 vs Mil (Christian Yelich 2-run), allowed HR in consecutive apps for only the second time in his career (2g, 8/7-8/9, 2012).

2017: On 3/31 was released by the Pirates...2 days later was signed by the Brewers and posted a sterling 3.02 ERA in 67 relief apps...opponents hit just .231...his 67 apps ranked T24th in the National League...in the Brewers' 7-4 win on 5/12 vs NYM earned his only save of the season, the fourth of his career...posted a 0.63 ERA in his last 19 apps of the season (14.1ip, 1er), including 13 scoreless apps in September...following the season was eligible for arbitration but was non-tendered and became a free agent...on 12/26 was signed by the Reds to a 2-year contract through the 2019 season with a club option for 2020.

2016: For the second straight year received the Chuck Tanner Award, presented annually by the local chapter of the BBWAA to the Pirates player most cooperative with the media...missed the first month of the season with a left latissimus muscle strain...made his season debut on 5/1...on 9/6 vs StL made his 300th appearance.

2015: For the Pirates made 76 apps, a career high and tied for fifth among all National League pitchers...made his third Opening Day roster (2012, 2013)...from 6/12-7/17 didn't allow a run over 15 apps and 14.2 innings, both career high scoreless streaks...was on the Postseason roster but didn't pitch in the NL Wild Card game, a 4-0 loss to the Cubs at PNC Park...received the Chuck Tanner Award for his cooperation with the media.

2014: In one of the best seasons of his career recorded 7 wins and a 1.96 ERA over 63 relief apps...produced a 1.15 ERA in 34 apps on the road...beginning 7/3 posted a 1.60 ERA in his last 35 apps of the season (33.2ip, 24h)...pitched in the 8-0 loss to the Giants in the National League Wild Card game at PNC Park.

2012: Made his first Opening Day roster, the only Pirates rookie to make the club out of spring training...led National League rookie relievers in ERA while ranking second in both apps and innings pitched...on 4/25 was recalled as the 26th player for the doubleheader vs Col, the first player in the Major Leagues used under that rule provision...earned his first Major League win on 5/21 vs NYM and his first save on 6/20 at StL.

2011: Made his Major League debut in the 5-4 Pirates victory on 9/7 vs Hou (1.1ip, 1h)...did not allow a run in his first 8 career apps (8ip, 4h, 1bb, 4k).

PERSONAL: Was born in Connecticut but moved to California when he was a child...in 2003 graduated from Santa Margarita (CA) High School...in 2004 pitched for Santa Clara University before transferring to Long Beach State University, where he was a teammate of Evan Longoria and Troy Tulowitzki...went 16-7 in his 2 seasons at Long Beach State (2005-2006)...was second-team All-Big West in 2005 and honorable mention All-Big West in 2006...was 1 of 3 Long Beach State players selected on the first day of the June 2006 first-year player draft, joining Longoria (by TB in 1st round) and Andrew Carpenter (by Phi in 2nd round)...in 2005 was a *Baseball America* second-team summer All-American after he went 7-0, 1.62 in the Cape Cod League...wife's name is Kelly...they have a son, Will...follow on Twitter @locatejared.

SINGLE-SEASON CAREER HIGH STREAKS

Scoreless Streak By Game: 15g (2x), 6/12-7/17, 2015 & 5/4-6/13, 2018; **Scoreless Streak By Inning:** 19.2, 5/4-6/17, 2018; **Winning Streak:** 3g (2x), 6/27-8/2, 2014 & 5/10-9/13, 2015; **Losing Streak:** 3g, 8/5-8/31, 2014

HUGHES' CAREER TRANSACTIONS

- Was selected by the Rays in the 16th round of the 2003 first-year player draft. Did not sign.
- Was selected by the Pirates in the fourth of the June 2006 first-year player draft. Signed by Brad Cameron.
- On Altoona's disabled list with right elbow tendinitis, May 17-August 4, 2009; included a rehabilitation assignment at GCL Pirates, July 22-August 3.
- On disabled list with right shoulder inflammation, June 6-August 1, 2013; included rehabilitation assignments at GCL Pirates, July 11-13; at Indianapolis, July 14-16 & July 19-August 1; and at Altoona, July 17-18.
- On disabled list with a left latissimus muscle strain, March 25-April 29, 2016; included a rehabilitation assignment at Indianapolis, April 20-29.
- Was released by the Pirates, March 31, 2017.
- Was signed by the Brewers to a 1-year Major League contract through the 2017 season, April 2, 2017.
- Was signed by the Reds to a 2-year Major League contract through the 2019 season, with a club option for 2020, December 26, 2017.

Career Pitching

Yr	Club	W-L	ERA	G	GS	CG	SHO	SV	IP	H	R	ER	HR	BB	SO	WP	BK
06	Williamsport - A	1-2	2.74	5	5	0	0	0	23.0	14	7	7	2	7	11	3	0
	Hickory - A	5-4	5.77	10	10	0	0	0	48.1	46	38	31	6	31	25	8	0
07	Hickory - A	8-9	4.64	27	27	0	0	0	145.1	162	94	75	11	54	109	27	0
08	Lynchburg - A	3-9	4.60	21	21	0	0	0	105.2	108	73	54	7	50	54	*17	0
	Altoona - AA	2-2	4.94	6	6	0	0	0	31.0	35	19	17	4	16	18	1	0
09	#GCL Pirates - R	0-0	1.50	3	3	0	0	0	6.0	3	1	1	0	1	5	0	0
	Altoona - AA	1-6	3.88	17	7	0	0	3	46.1	55	31	20	1	16	36	7	0
10	Altoona - AA	12-8	4.42	30	23	0	0	0	150.2	166	93	74	15	41	120	*15	0
11	Altoona - AA	3-4	4.09	13	11	0	0	0	61.2	62	31	28	2	18	33	3	0
	Indianapolis - AAA	3-1	2.11	35	0	0	0	0	42.2	35	10	10	1	18	45	3	0
	Pittsburgh	0-1	4.09	12	0	0	0	0	11.0	9	5	5	1	4	10	0	0
12	Indianapolis - AAA	0-0	0.00	2	0	0	0	0	2.0	1	0	0	0	1	3	0	0
	Pittsburgh	2-2	2.85	66	0	0	0	2	75.2	65	30	24	7	22	50	5	0
13	#Altoona - AA	0-0	0.00	1	1	0	0	0	2.0	1	0	0	0	0	4	0	0
	#Indianapolis - AAA	1-0	0.43	18	1	0	0	2	21.0	17	1	1	0	7	18	1	0
	Pittsburgh	2-3	4.78	29	0	0	0	0	32.0	37	17	17	2	16	23	2	0
14	Indianapolis - AAA	1-1	1.17	7	0	0	0	4	7.2	5	1	1	0	2	7	3	0
	Pittsburgh	7-5	1.96	63	0	0	0	0	64.1	51	21	14	4	19	36	2	0
15	Pittsburgh	3-1	2.28	76	0	0	0	0	67.0	70	21	17	3	19	36	3	0
16	#Indianapolis - AAA	0-0	7.50	4	0	0	0	0	6.0	7	5	5	1	3	5	1	0
	Pittsburgh	1-1	3.03	67	0	0	0	1	59.1	62	24	20	6	22	34	5	0
17	Milwaukee	5-3	3.02	67	0	0	0	1	59.2	49	21	20	4	24	48	6	0
18	Cincinnati	4-3	1.94	72	0	0	0	7	78.2	57	17	17	4	23	59	5	0
Major Totals		24-19	2.69	452	0	0	0	11	447.2	400	156	134	31	149	296	28	0
Reds Totals		4-3	1.94	72	0	0	0	7	78.2	57	17	17	4	23	59	5	0
Minor Totals		40-46	4.17	199	115	0	0	9	699.1	717	404	324	50	265	493	89	0

Injury rehab, * Led league

Wild Card Record

Yr	Club, Opponent	W-L	ERA	G	GS	CG	SHO	SV	IP	H	R	ER	HR	BB	SO	WP	BK
14	Pit vs SF	0-0	18.00	1	0	0	0	0	1.0	3	2	2	0	1	1	0	0
15	Pit vs Chi	0-0	--	0	0	0	0	0	0.0	0	0	0	0	0	0	0	0
Wild Card Totals		0-0	18.00	1	0	0	0	0	1.0	3	2	2	0	1	1	0	0

Career Hitting

Yr	Club	AVG	G	AB	R	H	2B	3B	HR	RBI	SH	SF	HB	BB	SO	SB	CS	OBP	SLG	E
12	Pittsburgh	.000	66	1	0	0	0	0	0	0	0	0	0	0	1	0	0	.000	.000	1
13	Pittsburgh	.000	29	2	0	0	0	0	0	0	0	0	0	2	0	0	0	.000	.000	2
14	Pittsburgh	.000	63	2	0	0	0	0	0	0	0	0	0	1	0	0	0	.000	.000	1
15	Pittsburgh	.000	76	0	0	0	0	0	0	0	*1	0	0	0	0	0	0	.000	.000	1
16	Pittsburgh	.000	67	1	0	0	0	0	0	0	0	0	0	1	0	0	0	.000	.000	0
18	Cincinnati	---	72	0	0	0	0	0	0	0	0	0	0	0	0	0	0	.000	.000	0
Career Totals		.000	380	6	0	0	0	0	0	0	1	0	0	5	0	0	0	0	0	7

Made the last of his 7 career plate apps on 7/9/16 for Pit vs Cubs (struck out), * Only career sacrifice bunt on 4/19/15 at Mil



RAISEL IGLESIAS

RHP
26

Age: 29 **Ht.:** 6-2 **Wt.:** 188 **Bats:** R **Throws:** R **ML Service:** 3.154

Born: 1/4/90 **Birthplace:** Isla de la Juventud, Cuba **Resides:** Miami, FL

Acquired: Was signed by the Reds to a 7-year contract through 2020, June 27, 2014. Was signed by Tony Arias, Miguel Machado & Mark Snipp.

Contract: Signed a 3-year contract extension through the 2021 season, avoiding arbitration, November 21, 2018.

CAREER HIGHLIGHTS

- First name is pronounced rye-SELL.
- In voting of the Cincinnati chapter of the Baseball Writers' Association of America received the 2017 Johnny Vander Meer Award as the Reds' Most Outstanding Pitcher.
- In 2016 became the second Cuban pitcher to start for the Reds on Opening Day, joining Reds Hall of Famer Dolf Luque (1921 vs Pirates, 1928 vs Cubs), and only the fifth Reds pitcher to start Opening Day and record a save in the same season (Joey Hamilton 2002, Woodie Fryman 1977, Don Gullett 1973, Jack Billingham 1972).
- In March 2013 pitched for Cuba in World Baseball Classic.
- Has 24 career saves of more than 1.0 inning and 10 career saves in which he pitched 2.0 innings...does not have a save in which he pitched more than 2.0 innings.
- Over the last 3 seasons, his 24 saves of more than 1.0 inning are the most by any reliever in the Major Leagues (Kenley Jansen 22, Alex Colome 13).
- 6 times in his career pitched on 3 straight days but never has pitched on 4 consecutive days.
- Is 1 of 5 players born in Cuba participating in the Reds' 2019 Major League spring training camp (OF Yasiel Puig and minor leaguers RHP Odrisamer Despaigne, RHP Vladimir Gutierrez, IF Alfredo Rodriguez).

STRAIGHT TO THE MAJOR LEAGUES, REDS

Year	Player	Previous Team
2015	Raisel Iglesias, P	Isla de la Juventud
2010	Mike Leake, P	Arizona State
1957	Bobby Henrich, SS	High School
1957	Jay Hook, P	Northwestern
1957	Don Pavletich, C	High School
1955	Al Silvera, OF	Southern Cal
1953	Bob G. Miller, P	High School
1944	Joe Nuxhall, P	High School

Iglesias debuted with a start on 4/12/15 vs STL.

2018 SEASON

- Among the National League pitching leaders ranked fifth in both saves and games finished (57)...was 1 of only 11 pitchers in the Major Leagues with at least 30 saves.
- Produced a career-high 30 saves (28sv, 2017)...is the sixth Red to record at least 28 saves in more than 1 season (Aroldis Chapman 2012-2015, Francisco Cordero 2008-2011, Danny Graves 2000-2002 & 2004, Jeff Brantley 1995-1996, John Franco 1986-1989).
- Produced 10 saves of more than 1.0 inning...his longest save in 2018 was 1.2 innings (7/6 at Cubs).
- The Reds went 42-24 in games in which he pitched, the staff's best winning percentage (.636).
- 18 times pitched on consecutive days, tying Jared Hughes for the most on the staff, and a team-high 5 times pitched on 3 consecutive days.
- From 5/30-7/2 converted a season-high 8 straight save opps...after a blown save on 8/21 finished the season with 7 consecutive successful save conversions...from 6/17-6/27 produced saves in 6 consecutive apps, the longest such streak of his career.
- From 5/7-5/13 retired 17 consecutive batters, including a stretch from 5/9-5/13 in which he made 4 straight perfect apps (15bf, 5ip, 7k).
- From 5/23-5/29 was disabled with a left biceps strain.
- Missed the first 2 games of the season while on the 3-day paternity list celebrating the birth of son Oliver.

2017: In voting of the local chapter of the BBWAA received the Johnny Vander Meer Award as the Reds' Most Outstanding Pitcher...his team-high 28 saves ranked sixth in the National League...ranked T2nd in the NL with 57 games finished, most on the Reds' staff...led the Major Leagues with 8 saves of at least 2.0 innings and with 11 saves of at least 1.2 innings...with 12 saves of more than 1.0 inning tied LAD's Kenley Jansen for the lead among all pitchers...his eight 2.0-inning saves were the most by any pitcher in the Major Leagues since 1999, when Cin's Danny Graves had 10 saves of at least 2.0 innings...from 6/27-9/15 converted a career-high 15 consecutive save chances between his only blown saves of the season (6/11 at LAD, 9/24

vs Bos)...from 4/28-6/8 threw scoreless streaks of 19 apps, the longest of his career by game, and 20.0 innings...those streaks were snapped on 6/11 at LA by Corey Seager's first career grand slam (0.2ip, 4er)...allowed 7 of his 21 earned runs on 2 pitches, on Corey Seager's first career grand slam (6/11 at LAD, 0.2ip, 4er) and on Marcell Ozuna's 3-run HR (7/30 at Mia, 1ip, 3er)...his season ERA in his other 61 apps drops to 1.70 (74.1ip, 14er)...allowed at least 1 run in each of his last 4 apps of the season (4.2ip, 7h, 6er, 2bb, 5k, 1hr), raising his ERA from 1.89 to season-ending 2.49.

QUALITY START STREAKS BY NL ROOKIES IN 2015	
Raisel Iglesias, Cin	7.....8/1-9/2
Joe Ross, Wsh	6.....6/13-8/6
Chris Heston, SF	6.....6/25-7/27
Anthony DeSclafani, Cin.....	5.....7/24-8/16
Taylor Jungmann, Mil	5.....6/30-7/25

Courtesy Stats, Inc.

2016: Was the Reds' Opening Day starter, just the second Cuban pitcher to start for the Reds on Opening Day (Reds Hall of Famer Dolf Luque, 1921 vs Pirates, 1928 vs Cubs)...went 1-1, 3.49 in 5 starts before he was disabled with an impingement in his right shoulder (5/1-6/20)...after he came off the disabled list on 6/21, made his last 32 apps of the season in relief (2-1, 1.98, 6sv, 8svo)...took a 2.09 ERA into his last appearance of the season, but in the 7-4 loss vs Chi he suffered a blown save after allowing a season-high 4 runs...following that appearance, his season ERA jumped from 2.09 to season-ending 2.53...prior to that appearance in the season finale, his 1.29 ERA after he came off the DL on 6/21 was the second-lowest of any Major League pitcher with a minimum of 49.0 innings pitched (Chi's Kyle Hendricks, 1.28)...in 17 of his 32 relief apps threw at least 2.0 innings, including a career-high 3.0 innings in relief on 7/5 at Cubs and 7/30 at SD...in the 7-4 win at STL on 8/9 recorded his first Major League save...became the fifth Reds pitcher to start Opening Day and record a save in that same season (Joey Hamilton 2002, Woodie Fryman 1977, Don Gullett 1973, Jack Billingham 1972)...on 7/1 at Wsh followed starter Anthony DeSclafani and threw 2.1 scoreless innings, the longest relief appearance of his career, then 7/5 at Cubs followed starter Brandon Finnegan and established another career high with 3.0 scoreless innings...started the Reds' 6-2 Opening Day win vs Phi...allowed only a 2-run HR in the 2nd inning by Freddy Galvis...became the second Cuban pitcher to start for the Reds on Opening Day, joining Reds Hall of Famer Dolf Luque (1921 vs Pirates, 1928 vs Cubs)...entered Opening Day with 16 career starts and 95.1 career innings...the last Reds pitcher to start on Opening Day with 16 career starts or fewer was Frank Pastore in 1980 (9 starts)...Pastore in 1980 also was the last Reds pitcher to start on Opening Day with 95.1 career innings or fewer (95ip).

2015: In his first professional season ranked among National League rookie pitching leaders in opponents' BA (.228, 2nd), ERA (6th), strikeouts (6th), innings pitched (9th) and starts (T9th)...was 1 of 9 rookie pitchers who combined for 110 starts for the Reds, both single-season modern club records...the Reds' season-ending streak of 64 consecutive starts by rookies, beginning 7/29, is a modern Major League record...was 1 of 5 Reds pitchers to start in his Major League debut (John Lamb, Michael Lorenzen, Jon Moscot, Josh Smith)...from 6/5-7/10 was disabled with a strained left oblique...didn't pitch after 9/13 because of right shoulder fatigue...from 8/23-9/2 recorded 13, 10 and 10 strikeouts to become the first pitcher in modern Reds history, rookie or non-rookie, to record at least 10 strikeouts in 3 consecutive apps...was the first Major League rookie with 3 consecutive 10-strikeout apps since LAD's Hideo Nomo had at least 10 strikeouts in 4 straight starts in 1995...Gary Nolan (1967) and Bruce Berenyi (1981) are the only other rookies in Reds history to produce as many as 2 consecutive 10-strikeout games...Iglesias' 13 strikeouts in the 4-0 loss on 8/23 vs Ari were the most by a Reds pitcher all season and the most by a Reds rookie since Nolan established the club record for rookies with 15 strikeouts on 6/7/67 vs SF...from 8/1-9/2 produced 7 consecutive quality starts (2-3, 2.31), a streak snapped by a 7-3 loss on 9/8 vs Pit...was this season's longest streak of quality starts by a Major League rookie and Reds pitcher...in the 13-inning, 3-1 loss on 8/18 vs KC was the victim of a blown save when Ben Zobrist led off the ninth inning with a home run off Aroldis Chapman to tie the score at 1-1...Chapman had converted 56 consecutive saves at GABP dating back to September 2012, the longest successful home streak in the Major Leagues since the advent of the saves statistics in 1969...also on 8/18 vs KC, singled off Edinson Volquez for his first career hit...in his debut on 4/12 vs STL became first Reds player since Mike

NATIVES OF CUBA WHO PLAYED OR COACHED FOR REDS

Rafael Almedia, IF	1911-13	Reggie Otero, coach.....	1959-65	Jose Cardenal, coach.....	1993, 2002-03
Armando Marsans, OF	1911-14	Rogelio Alvarez, IF	1960, '62	Oswaldo Fernandez, P	2000-01
Mike Gonzalez, C	1914	Joe Azcue, C	1960	Aroldis Chapman, P.....	2010-15
Manuel Cueto, IF/OF	1917-19	Leo Cardenas, IF	1960-68	Yonder Alonso, 1B.....	2010-11
Adolfo Luque, P	1918-29	Tony Gonzalez, OF	1960	Brayan Peña, C	2014-15
Pedro Dibut, P	1924-25	Cookie Rojas, IF	1962	Raisel Iglesias, P	2015-18
Tommy de la Cruz, P.....	1944	Tony Perez, IF	1964-76, '84-86	Cardenas, Luque and Perez are in the Reds Hall of Fame. Perez is the only native of Cuba in the National Baseball Hall of Fame who played in the Major Leagues. Cooperstown Hall of Famers P Martin Dihigo, P Jose Mendez and OF Cristobal Torriente were born in Cuba but played in the Negro Leagues.	
Vincente Amor, P	1957	Chico Ruiz, IF	1964-69		
Raul Sanchez, P.....	1957, '60	Mike de la Hoz, IF.....	1969		
Danny Morejon, OF	1958	Camilo Pasqual, P	1969		
Orlando Pena, P	1958-60	Pedro Ramos, P	1969		
Mike Cuellar, P	1959	Tony Menendez, P	1992		

Leake in 2009 to play in the Major Leagues without appearing in a minor league game and the eighth Reds player overall to do it...Iglesias and C Brayan Pena became the first Reds pitcher/catcher battery born in Cuba since P Dolf Luque threw to C Manuel Cueto in 1918...first career strikeout victim was Jason Heyward, his second batter...in anticipation of Homer Bailey coming off the disabled list to start on 4/18 and fill his spot in the rotation, Iglesias was optioned to Louisville the day after his debut...made 4 starts for the Bats before he was promoted again on 5/13 and made 3 starts and 2 relief apps before he was disabled...finished the season as 1 of 5 starters in the Reds' rotation.

MINOR LEAGUES

2014: In June was signed to a 7-year contract...pitched in the prestigious Arizona Fall League and made 7 scoreless apps for Surprise (7ip, 1h, 3bb, 7k).

PERSONAL: Is a converted shortstop...left Cuba in November 2013 and became eligible to sign a Major League contract after he established residency in Haiti.

IGLESIAS' CAREER TRANSACTIONS

- Was signed by the Reds to a 7-year contract through the 2020 season, June 27, 2014. Was signed by Tony Arias, Miguel Machado and Mark Snipp.
- On disabled list with a strained left oblique, June 5-July 10, 2015.
- On disabled list with an impingement in his rights shoulder, May 1-June 20, 2016; included a rehabilitation assignment at Pensacola, June 11-20.
- On disabled list with a left biceps strain, May 23-29, 2018.

Career Pitching

Yr	Club	W-L	ERA	G	GS	CG	SHO	SV	IP	H	R	ER	HR	BB	SO	WP	BK
15	Cincinnati	3-7	4.15	18	16	0	0	0	95.1	81	45	44	11	28	104	2	2
	Louisville	1-3	3.41	6	6	0	0	0	29.0	26	12	11	4	8	21	1	0
16	Cincinnati	3-2	2.53	37	5	0	0	6	78.1	63	22	22	7	26	83	3	1
	#Pensacola - AA	0-0	0.00	3	2	0	0	0	5.0	3	0	0	0	1	5	1	1
17	Cincinnati	3-3	2.49	63	0	0	0	28	76.0	57	22	21	5	27	92	1	0
18	Cincinnati	2-5	2.38	66	0	0	0	30	72.0	52	22	19	12	25	80	2	0
Major Totals		11-17	2.97	184	21	0	0	64	321.2	253	111	106	35	106	359	8	3
Minor Totals		1-3	2.91	9	8	0	0	0	34.0	29	12	11	4	9	26	2	1

Injury rehab

Career Hitting

Yr	Club	AVG	G	AB	R	H	2B	3B	HR	RBI	SH	SF	HB	BB	SO	SB	CS	OBP	SLG	E
15	Cincinnati	.067	18	30	0	2	0	1	0	1	1	0	0	0	13	0	0	.067	.133	2
16	Cincinnati	.091	37	11	0	1	0	0	0	0	0	0	0	2	0	0	0	.091	.091	1
17	Cincinnati	1.000	63	1	0	1	1	0	0	0	0	0	0	0	0	0	0	1.000	2.000	1
18	Cincinnati	.000	66	3	0	0	0	0	0	0	0	0	0	1	0	0	0	.000	.000	1
Career Totals		.089	184	45	0	4	1	1	0	1	1	0	0	0	16	0	0	.089	.156	5

Career hits: 8/18/15 vs KC (1B off Edinson Volquez), 9/2/15 at Chi (3B off Jason Hammel), 7/5/16 at Chi (1B off Joel Peralta), 4/15/17 vs Mil (2B off Zach Davies)

Career in Cuba

Yr	Club	W-L	ERA	G	GS	CG	SHO	SV	IP	H	R	ER	HR	BB	SO	WP	BK
11	Isla de la Juventud	3-2	4.22	28	0	-	-	-	64.0	58	37	30	5	31	42	-	-
12	Isla de la Juventud	1-1	3.29	30	3	-	-	-	76.2	72	33	28	3	54	53	-	-
13	Isla de la Juventud	4-9	3.05	30	2	-	-	-	82.2	72	32	28	3	30	74	-	-
Cuban National Series Totals		8-12	3.47	88	5	-	-	-	223.1	202	102	86	11	115	169	-	-

World Baseball Classic Record

Yr	Country	W-L	ERA	G	GS	CG	SHO	SV	IP	H	R	ER	HR	BB	SO	WP	BK
13	Cuba	0-0	3.86	5	0	0	0	1	4.2	3	2	2	0	3	6	0	0

SINGLE-SEASON CAREER HIGH STREAKS

Scoreless Streak By Game: 19g, 4/28-6/8, 2017; **Scoreless Streak By Inning:** 22.2, 6/28-8/4, 2016; **Winning Streak:** 2g (2x), 9/2-9/9, 2016 & 4/15-6/2, 2017; **Losing Streak:** 4g, 8/24-9/25, 2018



CONNOR JOE

@cojo_17

INF / OF
17

Age: 26 **Ht.:** 6-0 **Wt.:** 205 **Bats:** R **Throws:** R **ML Service:** 0.000

Born: 8/16/92 **Birthplace:** San Diego, CA **Resides:** San Diego, CA

Acquired: Was acquired from the Dodgers in the first round (6th overall) of the Major League phase of the Rule 5 Draft, December 13, 2018.

Contract: Signed through the 2019 season and under team control through 2024.

CAREER HIGHLIGHTS

- In his minor league career has played 1B, 3B, LF and RF.
- In the June 2014 first-year player draft was selected 39th overall by the Pirates with the competitive balance lottery pick acquired from the Marlins in the 6/1/14 trade that sent RHP Bryan Morris from Pit to Mia.
- Entered the 2019 season rated by *Baseball America* the 27th-best prospect in the organization.
- In 2018 was an MiLB.com Dodgers Organization All-Star and Texas League All-Star.
- In 2016 was an MiLB.com Dodgers Organization All-Star, a Florida State League All-Star and an Arizona Fall League Rising Star.

2018 SEASON

- Was an MiLB.com Dodgers Organization All-Star and Texas League All-Star.
- In 106 apps at Class AA Tulsa and Class AAA Oklahoma City combined to hit .299 with 26 doubles, 3 triples, 17 HR and 55 RBI...combined to produce an on-base percentage of .408, a slugging percentage of .527 and an OPS of .935.
- Among all Dodgers minor league players ranked fifth in hitting.

PERSONAL: Attended the University of San Diego, where he spent 2 seasons at first base before switching to catcher prior to his junior year...as a junior in 2014 was named West Coast Conference Player of the Year after hitting .367 with 21 doubles, 3 triples and 9 HR while leading the conference with 51 RBI...also that season was a Louisville Slugger, *Baseball America* and NCBWA third-team All-American...was 1 of 21 finalists for the 2014 Golden Spikes Award...follow on Twitter @cojo_17.

JOE'S CAREER TRANSACTIONS

- Was selected by the Pirates in competitive balance lottery Round A (39th overall) of the June 2014 first-year player draft. Was signed by Brian Tracy.
- Was acquired by the Braves in exchange for IF Sean Rodriguez, August 5, 2017.
- Was acquired by the Dodgers for cash considerations, September 23, 2017.
- Was acquired by the Reds in the first round (6th overall) of the Major League phase of the Rule 5 Draft, December 13, 2018.

Career Hitting

Yr	Club	AVG	G	AB	R	H	2B	3B	HR	RBI	SH	SF	HB	BB	SO	SB	CS	OBP	SLG	E
15	West Virginia - A	.245	80	290	38	71	12	1	1	20	5	4	8	50	34	0	4	.366	.303	6
16	Bradenton - A	.277	107	390	49	108	26	2	5	52	0	5	2	45	84	2	4	.351	.392	25
17	Altoona - AA	.240	74	242	29	58	11	4	5	30	1	2	3	34	40	2	4	.338	.380	2
	Mississippi - AA	.135	20	52	2	7	1	0	0	4	1	1	1	6	18	0	1	.233	.154	1
	West Virginia - A	.250	3	12	2	3	1	0	0	0	0	0	0	1	4	0	0	.308	.333	1
18	OK City - AAA	.294	49	160	34	47	10	2	6	25	1	2	3	22	31	2	0	.385	.494	3
	Tulsa - AA	.304	57	204	35	62	16	1	11	30	0	0	5	38	57	1	2	.425	.554	12
	Minor Totals	.264	390	1350	189	356	77	10	28	161	8	14	22	196	268	7	15	.363	.398	50



FELIX JORGE

RHP

74

Age: 25 Ht.: 6-2 Wt.: 178 Bats: R Throws: R ML Service: 0.002

Born: 1/2/94 Birthplace: Santiago, DR Resides: Santiago, DR

Acquired: Was signed to a minor league contract with an invitation to Major League spring training camp, January 10, 2019.

Contract: Signed through the 2019 season and under team control through 2024.

Non-Roster

CAREER HIGHLIGHTS

- In February 2011 was signed as an undrafted 17-year-old by scout Fred Guerrero of the Twins.
- Following the 2017 season, his control was rated by *Baseball America* the best in the Twins' organization.
- Made both of his Major League starts in 2017 for the Twins...in his Major League debut on 7/1/17 at KC earned the 10-5 win (5ip, 7h, 3er, 1bb, 2k, 1hr)...received no decision in the 9-6 win vs the Orioles on 7/7/17 (2.2ip, 7h, 6er, 1bb, 2k, 3hr).
- In 2016 was a *Baseball America* High Class A All-Star, a mid-season Florida State League All-Star and MiLB.com Player of the Month for June...in 2015 was a mid-season Midwest League All-Star and MWL Pitcher of the Week for 4/14-4/20...in 2014 was Appalachian League Pitcher of the Year and a *Baseball America* Rookie All-Star.

2018 SEASON

- With the exception of 2 rehab apps at GCL Twins in June spent the season on Chattanooga's disabled list.
- Spent the season recovering from a right elbow ligament sprain and then a right flexor mass injury.
- On 6/29, after his first stint on the disabled list, was designated for assignment...on 7/6 was released...on 7/11 was re-signed by the Twins to a minor league contract and immediately placed on Chattanooga's DL.
- Became a free agent following the season...on 11/10/19 was signed by the Reds to a minor league contract with an invitation to Major League spring training camp.

JORGE'S CAREER TRANSACTIONS

- Was signed by the Twins as an undrafted free agent, February 21, 2011. Was signed by Fred Guerrero.
- On Chattanooga's disabled list with a right elbow ligament sprain, April 4-June 26, 2018; included a rehabilitation assignment at GCL Twins, June 19-26.
- On Chattanooga's disabled list with a right flexor mass injury, July 11-remainder of the season, 2018.
- Was signed by the Reds to a minor league contract with an invitation to Major League spring training camp, January 10, 2019.

Career Pitching

Yr	Club	W-L	ERA	G	GS	CG	SHO	SV	IP	H	R	ER	HR	BB	SO	WP	BK
11	DSL Twins - R	2-1	2.67	9	5	0	0	1	27.0	19	12	8	0	9	26	4	1
12	GCL Twins - R	0-3	2.34	12	7	0	0	1	34.2	30	11	9	0	12	37	5	1
13	Elizabethton - R	2-2	2.95	12	12	0	0	0	61.0	56	26	20	2	18	72	5	1
14	Cedar Rapids - A	2-5	9.00	12	8	0	0	0	39.0	57	40	39	9	20	23	5	0
	Elizabethton - R	4-2	2.59	12	12	2	1	0	66.0	58	20	19	2	14	61	4	0
15	Cedar Rapids - A	6-7	2.79	23	22	0	0	0	142.0	118	52	44	11	32	114	6	2
16	Fort Myers - A	9-3	1.55	14	14	2	1	0	93.0	76	19	16	3	11	77	3	0
	Chattanooga - AA	3-5	4.12	11	11	1	0	0	74.1	83	34	34	7	12	32	2	0
17	Chattanooga - AA	10-3	3.54	22	22	0	0	0	134.2	142	57	53	11	37	99	4	1
	Minnesota	1-0	10.57	2	2	0	0	0	7.2	14	9	9	4	2	4	0	0
	Rochester - AAA	0-1	5.02	3	3	0	0	0	14.1	19	8	8	3	3	9	0	0
18	#GCL Twins - R	1-0	0.00	2	1	0	0	0	3.0	2	1	0	0	0	2	1	0
Major Totals		1-0	10.57	2	2	0	0	0	7.2	14	9	9	4	2	4	0	0
Minor Totals		39-32	3.27	132	117	5	2	2	689.0	660	280	250	48	168	552	39	6
# Injury rehab																	



MATT
KEMP

@TheRealMattKemp

OF
27

Age: 34 Ht.: 6-4 Wt.: 225 Bats: R Throws: R ML Service: 12.049

Born: 9/23/84 Birthplace: Midwest City, OK Resides: San Diego, CA

Acquired: From the Dodgers, along with C/IF Kyle Farmer, OF Yasiel Puig, LHP Alex Wood and cash, in exchange for RHP Homer Bailey, IF Jeter Downs and RHP Josiah Gray, December 21, 2018.

Contract: Signed through the 2019 season and under team control through 2019.

CAREER HIGHLIGHTS

- Is 1 of only 3 active Major League players with at least 250 HR (280) and 150 stolen bases (183), joining Ryan Braun (322hr, 204sb) and Curtis Granderson (332hr, 153sb).
- Is a 3-time National League All-Star (2011, 2012, 2018)...twice participated in the All-Star Game's HR Derby (2011, 2012).
- Has won 2 Rawlings Gold Glove Awards (2009, 2011) and 2 Louisville Slugger Silver Slugger Awards (2009, 2011)...in 2012 was Wilson's Defensive Player of the Year.
- In 2011 won the Hank Award Award as the National League's best hitter and the MLBPA's Players' Choice Outstanding Player Award...also was named MLB.com and *Baseball America* Major League Player of the Year...was a *Sporting News* Major League All-Star...that season led the NL in runs scored (115), HR (39), RBI (126), total bases (353) and WAR (8.0) by position players...fell 1 homer shy of becoming only the fifth player ever to produce in a season 40 HR and 40 stolen bases...finished third batting average (.324) in his bid to win that year's Triple Crown.
- In the Baseball Writers' Association of America's annual Most Valuable Player Award voting, finished 10th following the 2009 season and second in 2011.
- Was NL Player of the Month in April 2012 and September 2014...6 times was named NL Player of the Week... is the only player ever to win a Player of the Week Award in 3 consecutive weeks (last week of 2011, first 2 weeks of 2012) and the only player ever to begin a season by winning consecutive weekly awards (2012).
- In 2010 and 2018 was the Dodgers' recipient of the MLBPA's Heart & Hustle Award.
- Is 1 of only 4 LA Dodgers to hit at least 200 career HR (203; Eric Karros 270, Ron Cey 228, Steve Garvey 211).
- Also ranks among LA Dodgers all-time leaders in runs scored (712, 8th), hits (1,322, 8th), doubles (240, 6th), RBI (733, 5th), stolen bases (170, 6th), extra-base hits (476, 5th), batting average (.292, 6th), slugging percentage (.494, 5th) and OPS (.842, 4th)...his 1,201 games in the outfield rank third in Los Angeles history (Willie Davis 1,906; Andre Ethier 1,321).
- On 8/14/15 at Coors Field became the first player in Padres history to hit for the cycle in that franchise's 7,444th game...was the first cycle of his career, after falling 1 hit shy 5 times, and the 309th cycle in Major League history...tripled in his final plate appearance to complete the cycle.
- In the second inning of Game 1 of the 2018 World Series at Bos' Fenway Park became the 36th player in history to homer in his first World Series plate appearance (solo off Chris Sale).
- Has made 33 career Postseason apps covering 4 Division Series, 3 League Championship Series and the 2018 World Series (.235, 4 2b, 4hr, 10rbi).

2018 SEASON

- In his return to the Dodgers was named to his third National League All-Star team...started in LF as the Dodgers' first fan-elected All-Star since Yasiel Puig in 2014.
- Was National League Player of the Week for 5/28-6/3 (7g, .429, 2 2b, 3hr, 8rbi), his sixth career weekly award.
- Was 1 of 7 Dodgers batters to produce at least 20 HR, the most ever for a National League team (Max Muncy 35, Joc Pederson 25, Cody Bellinger 25, Yasmani Grandal 24, Yasiel Puig 23, Kiké Hernández 21, Kemp 21)...the Dodgers led the NL with a team-record 235 HR, seventh-most in league history.
- Hit .353 with runners in scoring position, third-highest in the National League.
- On 6/23 at NYM produced a pinch-hit grand slam off Robert Gsellman...was his eighth career grand slam and his third career pinch-hit home run.
- On 9/23 vs SD, on his 34th birthday, recorded his 1,000th career RBI on a solo HR off Joey Lucchesi... became only the 11th active player with 1,000 RBI.

2015: In his first season in SD led the Padres in hits (158), games (154) and RBI (100)...became the 14th Padres batter to collect at least 100 RBI in a season (19th time overall)...produced 35 go-ahead RBI, tying Josh Donaldson for the most in the Major Leagues, and 15 game-winning RBI, tying Buster Posey for fifth in the National League...produced 87 hits at home to establish a new Petco Park record (Brian Giles, 84 hits, 2004)...from 8/7-9/11 reached base safely in 31 consecutive games, a career high (.328, 10hr, 35rbi)...on 9/4 vs LAD hit the 200th HR of his career (2-run off Mike Bolsinger)...during an 11-game homestand from 8/31-9/10 produced 5 HR and 14 RBI, tying the Petco Park record for homers in a homestand (Adrian Gonzalez, Kevin Kouzmanoff).

2012: Was elected to his second consecutive National League All-Star team...did not play due to injury but did participate in the Home Run Derby and captained the NL squad...became the first player ever to win consecutive National League Player of the Week Awards to begin a season and, dating back to the final week of 2011, the first player in either league ever to win the weekly award 3 straight times...the only other player to capture consecutive Player of the Week awards to begin a season was Tony Armas, who accomplished the feat in 1981 while with the Athletics...was unanimously voted the National League Player of the Month in April after leading the Major Leagues in hitting (.417), HR (12) and slugging percentage (.893) while leading the NL in RBI (25), hits (35) and runs (24)...his 12 April homers set a new franchise record and were the fifth-most ever during the season's first full month behind Albert Pujols (14, 2006), Alex Rodriguez (14, 2007), Luis Gonzalez (13, 2001) and Ken Griffey, Jr. (13, 1997)...joined Cin's Tony Perez (1970), Col's Larry Walker (1997) and SF's Barry Bonds (2004) as the only players since 1921 to finish April with at least a .400 batting average, 10 HR and 20 RBI...his 75 total bases in April tied for the eighth-most all-time for that month.

2011: Finished second in the Baseball Writers' Association of America's National League Most Valuable Player Award voting...was a NL All-Star and *Sporting News* Major League All-Star...won the Hank Award Award as the National League's best hitter and the MLBPA's Players' Choice Outstanding Player Award...was named MLB.com and *Baseball America* Major League Player of the Year...won his second Rawlings Gold Glove Award and his second Louisville Slugger Silver Slugger Award...was named by teammates and coaches winner of the Roy Campanella Award, which is given to the Dodgers player who best exemplifies the spirit and leadership of the late Hall of Fame catcher...led the National League in runs scored (115), HR (39), RBI (126), total bases (353) and WAR (8.0) by position players...became the first player in franchise history and the 13th in Major League history with at least 30 HR and 40 steals in the same season...fell 1 homer shy of becoming only the fifth player ever to produce in a season 40 HR and 40 stolen bases...finished third batting average (.324) in his bid to win that year's Triple Crown...ranked among the National League's Top 4 in batting average (.324, 3rd), HR (39, 1st), RBI (126, 1st), runs (115, 1st), stolen bases (40, T2nd), on-base percentage (.399, 4th), slugging percentage (.586, 2nd), hits (195, 2nd), multi-hit games (57, T1st) and total bases (353, 1st)...became the seventh player in Major League history to finish a season ranked in the Top 3 in batting average, HR, RBI and stolen bases, joining Hall of Famers Ty Cobb (1907, 1909, 1910, 1911), Honus Wagner (1908), George Sisler (1920), Chuck Klein (1932), Willie Mays (1955) and Hank Aaron (1963)...was the first Dodgers batter to lead the National League in HR and RBI since Dolph Camilli in 1941 and the first player in franchise history to lead the NL in HR, RBI and runs scored...became the fifth player in Major League history to record at least 30 HR, 100 RBI and 35 SB while hitting at least .310, joining Ken Williams (1922), Barry Bonds (1992), Alex Rodriguez (1998) and Vladimir Guerrero (2002)...hit at least .330 in April (.362), June (.375), August (.330) and September (.343).

GRAND SLAMS (8)

Date	Pitcher
6/23/18 for LA at NYM *	Robert Gsellman
9/13/17 for Atl at Wsh	Brandon Kintzler
6/4/11 for LA at Cin	Logan Ondrusek
9/29/10 for LA at Col	Jhoulys Chacin
7/10/09 for LA at Mil	Carlos Villanueva
5/7/09 for LA vs Wsh	Jordan Zimmerman
4/19/09 for LA vs Col	Matt Belisle
4/26/08 vs Col	Mark Redman

* Pinch-hit grand slam

MULTI-HOMER GAMES (13)

Date	Pitchers
7/22/18 for LA at Mil	Brent Suter 2
4/29/17 for Atl at Mil (3)	Nelson, Milone, Marínez
4/6/17 for Atl at NYM	Matt Harvey
9/22/16 for Atl at Mia	Ureña, Dunn
7/22/16 for SD at Wsh	Tanner Roark
4/9/16 for SD at Col	Jorge de la Rosa
7/29/14 for LA vs Atl	Harang, Varvaro
4/6/14 for LA vs SF	Matt Cain
9/29/12 for LA vs Col	Chatwood, Roenicke
4/14/12 for LA vs SD	Joe Wieland
6/4/11 for LA at Cin	Cueto, Ondrusek
4/19/09 for LA vs Col	Belisle, Street
6/11/06 for LA at Col	Aaron Cook

LEADOFF HOME RUNS (2)

Date	Pitcher
6/28/15 for SD vs Ari	Chase Anderson
8/17/08 for LA vs Mil	Jeff Suppan

WALKOFF HOME RUNS (7)

Date (Inning)	Pitcher
6/21/17 for Atl vs SF (11)	Cory Gearrin
7/18/12 for LA vs Phi (12)	Jake Diekman
4/28/12 for LA vs Wsh (10)	Tom Gorzelanny
8/27/11 for LA vs Col (11)	Jason Hammel
4/21/11 for LA vs Atl (12)	Christian Martinez
4/17/11 for LA vs StL (9)	Ryan Franklin
6/1/10 for LA vs Ari (10)	Juan Gutierrez

PINCH-HIT HOME RUNS (3)

Date	Pitcher
6/23/18 for LA at NYM *	Robert Gsellman
6/10/11 for LA at Col	Matt Belisle
6/14/6 for LA at SD	Scott Linebrink

* Pinch-hit grand slam

CONSECUTIVE GAMES (MINIMUM 4)

Date	Dates
4 straight games	8/29-9/1, 2009

2009: Finished 10th in the Baseball Writers' Association of America's National League Most Valuable Player Award voting...established career highs with 26 HR, 101 RBI, 97 runs scored, 52 walks and 159 games played...became the first Dodgers player ever to produce in a season at least 25 HR, 100 RBI and 30 stolen bases...Kemp and Andre Ethier became the first set of Dodgers teammates each with 100 RBI since 2001 (Shawn Green, Gary Sheffield).

2008: Ranked T7th in the National League with 35 stolen bases...at 23 years old became the youngest Dodgers player to steal at least 35 bases in a season since 22-year-old Mariano Duncan had 38 stolen bases in 1985...became only the fifth Dodgers batter with at least 30 doubles and 30 stolen bases in the same season, joining Rafael Furcal (32 doubles, 37 stolen bases in 2006), Raul Mondesi (42, 32 in 1997), Steve Sax (43, 40 in 1986) and Bill Buckner (30, 31 in 1974)...as part of a 10-run first inning on 4/26 vs Col produced his first career grand slam (off Mark Redman) and 5 RBI, tying the club record for RBI in an inning (Dusty Baker, Jeff Kent).

2007: Made his first Opening Day roster and went on to post the fourth-highest single-season batting average (.342) in Los Angeles Dodger history, with a minimum of 300 plate apps, behind Mike Piazza (.362 in 1997, .346 in 1995) and Tommy Davis (.346 in 1962)...among all players with at least 300 plate apps, his .342 BA was the best in the National League and third-highest mark in baseball behind only Magglio Ordonez (.363) and Ichiro Suzuki (.353).

2006: In his Major League debut produced 7 HR and 23 RBI in just 52 apps for the Dodgers...became the first Dodgers batter and fifth player ever to hit 7 HR in his first 18 days in the Major Leagues, joining NYY's Dusty Rhodes (1952), Chc's Mandy Brooks (1925), Pit's Dino Restelli (1949) and Sea's Alvin Davis (1984)...joined Dick Gray (1958) as the only Dodgers batter with 3 HR in his first 7 days in the Major Leagues...produced at least 1 hit in each of his first 10 Major League starts and in 13 of his first 15 apps overall...was a non-roster invitee to Major League spring training camp and began the regular season at Class AA Jacksonville...was recalled on 5/28 and that day at Wsh went 1-for-4 in his Major League debut...recorded his first career hit in the eighth inning, a single off Jon Rauch...hit his first career HR on 6/1 vs Phi in his second Dodger Stadium plate appearance (off Gavin Floyd)...on 6/14 at SD homered in his first career pinch-hit appearance.

PERSONAL: Has stayed active in his home state of Oklahoma through holiday visits and donations of winter gear, toys and educational aids for local mobile home parks and Positive Tomorrows, a school for children of homeless families...through his spring training fund raiser has raised more than \$400,000 for families affected by autism...in 2012 served as the celebrity grand marshal of the 28th annual Kingdom Day Parade in South Los Angeles...in January 2012, along with Dodgers teammate Clayton Kershaw was honored by the Negro Leagues Museum with a Legacy Award...was recruited by the University of Oklahoma to play basketball... was teammates on an AAU basketball team with former NBA player Shelden Williams.

KEMP'S CAREER TRANSACTIONS

- Was selected by the Dodgers in the sixth round of the June 2003 first-year player draft. Was signed by Mike Leuzinger.
- On Dodgers' disabled list with a separated right shoulder, April 10-26, 2007; included rehabilitation assignments at Las Vegas, April 18-20 & April 26.
- On Dodgers' disabled list with a strained left hamstring, May 14-28 and May 31-July 12, 2012; included rehabilitation assignments at Albuquerque, May 27-28 & July 7-12 and at Rancho Cucamonga, July 3-6.
- On Dodgers' disabled list with a strained right hamstring, May 30-June 24, 2013; included a rehabilitation assignment at Albuquerque, June 22-24.
- On Dodgers' disabled list with irritation in the AC joint in his left shoulder, July 6-20, 2013.
- On Dodgers' disabled list with a sprained left ankle, July 22-September 15, 2013; included a rehabilitation assignment at Rancho Cucamonga, August 29-September 8.
- On Dodgers' disabled list with a left ankle injury, March 19-April 3, 2014.
- Was acquired by the Padres, along with C Tim Federowicz and cash, in exchange for RHP Zach Eflin, C Yasmani Grandal and RHP Joe Wieland, December 18, 2014.
- Was acquired by the Braves in exchange for IF/OF Héctor Olivera, July 30, 2016.
- On Braves' disabled list with a strained right hamstring, April 8-19 and July 29-August 18, 2017; included a rehabilitation assignment at Gwinnett, April 19.
- Was acquired by the Dodgers in exchange for IF/OF Charlie Culberson, 1B Adrian Gonzalez, LHP Scott Kazmir, RHP Brandon McCarthy and cash, December 16, 2017.
- Was acquired by the Reds, along with C/IF Kyle Farmer, OF Yasiel Puig, LHP Alex Wood and cash, in exchange for RHP Homer Bailey, IF Jeter Downs and RHP Josiah Gray, December 21, 2018.

CAREER FIELDING

Pos.	Pct.	G	PO	A	E	TC	DP	PB
CF	.985	827	1712	48	26	1786	15	-
LF	.989	287	432	8	5	445	5	-
RF	.977	524	828	35	20	883	7	-

Career Hitting

Yr	Club	AVG	G	AB	R	H	2B	3B	HR	RBI	SH	SF	HB	BB	SO	SB	CS	OBP	SLG	E
03	GCL Dodgers - R	.270	43	159	11	43	5	2	1	17	0	2	0	7	25	2	1	.298	.346	1
04	Columbus - A	.288	111	423	67	122	22	8	17	66	1	5	5	24	100	8	7	.330	.499	7
	Vero Beach - A	.351	11	37	5	13	5	0	1	9	0	1	0	4	12	2	1	.405	.568	1
05	Vero Beach - A	.306	109	418	76	128	21	4	27	90	1	5	5	25	92	23	6	.349	.569	5
06	Los Angeles (NL)	.253	52	154	30	39	7	1	7	23	0	3	0	9	53	6	0	.289	.448	5
	Jacksonville - AA	.327	48	199	38	65	15	2	7	34	0	0	5	20	38	11	2	.402	.528	2
	Las Vegas - AAA	.368	44	182	37	67	14	6	3	36	1	0	2	17	26	14	3	.428	.560	1
07	Los Angeles (NL)	.342	98	292	47	100	12	5	10	42	0	3	0	16	66	10	5	.373	.521	4
	Las Vegas - AAA	.329	39	161	32	53	16	3	4	20	0	1	2	10	26	9	2	.374	.540	1
08	Los Angeles (NL)	.290	155	606	93	176	38	5	18	76	1	3	1	46	153	35	11	.340	.459	3
09	Los Angeles (NL)	.297	159	606	97	180	25	7	26	101	0	6	3	52	139	34	8	.352	.490	2
10	Los Angeles (NL)	.249	*162	602	82	150	25	6	28	89	0	9	4	53	170	19	15	.310	.450	5
11	Los Angeles (NL)	.324	161	602	*115	195	33	4	*39	*126	0	7	6	74	159	40	11	.399	.586	5
12	Los Angeles (NL)	.303	106	403	74	122	22	2	23	69	0	3	3	40	103	9	4	.367	.538	1
	#Albuquerque - AAA	.500	4	16	6	8	2	0	2	6	0	0	0	2	0	0	0	.500	1.000	0
	#R. Cucamonga - A	.429	4	14	2	6	1	0	0	4	0	0	0	2	4	0	0	.500	.500	0
13	Los Angeles (NL)	.270	73	263	35	71	15	0	6	33	0	3	2	22	76	9	0	.328	.395	5
	#Albuquerque - AAA	.182	3	11	3	2	2	0	0	0	0	0	0	1	6	1	0	.250	.364	0
	#R. Cucamonga - A	.000	5	18	0	0	0	0	0	0	0	0	0	1	7	0	0	.053	.000	0
14	Los Angeles (NL)	.287	150	541	77	155	38	3	25	89	0	6	0	52	145	8	5	.346	.506	7
15	San Diego	.265	154	596	80	158	31	3	23	100	0	8	5	39	147	12	2	.312	.443	8
16	San Diego	.262	100	409	54	107	24	0	23	69	0	6	0	16	100	0	0	.285	.489	2
	Atlanta	.280	56	214	35	60	15	0	*12	39	0	6	1	20	56	1	0	.336	.519	1
17	Atlanta	.276	115	438	47	121	23	1	19	64	0	1	0	27	99	0	2	.318	.463	1
	#Gwinnett - AAA	.333	1	3	0	1	0	0	0	1	0	1	0	0	1	0	0	.250	.333	0
18	Los Angeles (NL)	.290	146	462	62	134	25	0	21	85	0	7	1	36	115	0	0	.338	.481	2
Major Totals		.286	1687	6188	928	1768	333	37	280	1005	1	71	26	502	1581	183	63	.338	.487	51
Minor Totals		.310	422	1641	277	508	103	25	62	283	3	15	19	111	339	70	23	.357	.516	18

Injury rehab, * Led National League, In 2011 also led the National League in total bases (353), WAR by position players (8.0) and center fielders in assists (11)

All-Star Record

Yr	Club, Site	AVG	G	AB	R	H	2B	3B	HR	RBI	SH	SF	HB	BB	SO	SB	CS	OBP	SLG	E
11	NL, Arizona	.500	1	2	1	1	0	0	0	0	0	0	0	1	0	0	0	.667	.500	0
12	NL, Kansas City	Injured, Did Not Play																		
18	NL, Washington	.500	1	2	0	1	1	0	0	0	0	0	0	0	1	0	0	.500	1.000	0
All-Star Totals		.500	2	4	1	2	1	0	0	0	0	0	0	1	1	0	0	.600	.750	0

Division Series Record

Yr	Club, Opponent	AVG	G	AB	R	H	2B	3B	HR	RBI	SH	SF	HB	BB	SO	SB	CS	OBP	SLG	E
08	LAD vs Chi	.154	3	13	0	2	2	0	0	1	0	0	0	0	5	0	0	.154	.308	0
09	LAD vs StL	.143	3	14	2	2	0	0	1	2	0	0	0	0	8	0	0	.143	.357	0
14	LAD vs StL	.353	4	17	1	6	0	0	1	2	0	0	0	0	3	0	0	.353	.529	0
18	LAD vs Atl	.250	2	4	0	1	1	0	0	0	0	0	0	0	0	0	0	.250	.500	0
Division Series Totals		.229	12	48	3	11	3	0	2	5	0	0	0	0	16	0	0	.229	.417	0

League Championship Series Record

Yr	Club, Opponent	AVG	G	AB	R	H	2B	3B	HR	RBI	SH	SF	HB	BB	SO	SB	CS	OBP	SLG	E
08	LAD vs Phi	.333	5	15	1	5	1	0	0	0	0	0	0	4	4	0	1	.474	.400	1
09	LAD vs Phi	.250	5	20	2	5	0	0	1	2	0	0	0	1	8	0	1	.286	.400	0
18	LAD vs Mil	.200	7	10	0	2	0	0	0	1	0	0	0	1	3	0	0	.273	.200	0
Championship Totals		.267	17	45	3	12	1	0	1	3	0	0	0	6	15	0	2	.353	.356	1

World Series Record

Yr	Club, Opponent	AVG	G	AB	R	H	2B	3B	HR	RBI	SH	SF	HB	BB	SO	SB	CS	OBP	SLG	E
18	LAD vs Bos	.111	4	9	1	1	0	0	1	2	0	1	0	0	3	0	0	.100	.444	0

SINGLE-SEASON CAREER HIGH STREAKS
Hitting Streak: 19g, 7/9-8/1, 2008; **Hitless Streak:** 26ab, 7/24-8/1, 2018



IAN KROL

@IanKrolTKB

LHP

70

Age: 27 **Ht.:** 6-1 **Wt.:** 210 **Bats:** L **Throws:** L **ML Service:** 3.162

Born: 5/9/91 **Birthplace:** Hinsdale, IL **Resides:** Naperville, IL

Acquired: Was signed to a minor league contract with an invitation to Major League spring training camp, January 29, 2019.

Contract: Signed through the 2019 season and under team control through 2021.

Non-Roster

CAREER HIGHLIGHTS

- Has made 225 Major League apps, all in relief for the Nationals, Tigers, Braves and Angels.
- In 3 of the last 5 seasons was on a Major League Opening Day roster, with the Tigers in 2014 & 2015 and with the Braves in 2017.
- Joined RHP Jim Johnson as the only Braves pitchers to appear in at least 50 games in each of the 2016 (63g) and 2017 (51g) seasons.
- In 2016 for the Braves posted a career-low 3.18 ERA in a career-high 63 games, the second-highest appearance total among all Major League lefthanded pitchers.
- Made his Major League debut in a 10-1 Nationals loss on 6/5/13 vs the Mets (1ip, 1h, 0r, 0bb, 3k).
- Earned his first career victory in a 9-7 Nationals win on 7/25/13 vs the Pirates (0.2ip, 1h, 0r, 1bb, 2k).
- Earned his only Major League save in a 12-9 Tigers win on 6/14/14 vs the Twins (1.1ip, 1h, 2er, 1bb, 2k, 1hr).
- In 2010, in his first full season as a professional, was a mid- and post-season Midwest League All-Star.

SINGLE-SEASON CAREER HIGH STREAKS

Scoreless Streak By Game: 11g, 5/2-5/23, 2014; **Scoreless Streak By Inning:** 10.2, 6/5-6/30, 2013; **Winning Streak:** 2g, 5/27-9/21, 2016; **Losing Streak:** 3g, 6/17-7/23, 2015

2018 SEASON

- Spent most of the season with the Class AAA affiliates of the Angels and Mets, combining to finish 3-0, 2.72 with 4 saves in 43 relief apps for Salt Lake and Las Vegas.
- Also made 1 appearance for the Angels, in a 3-1 loss at Yankee Stadium on 5/27 (2ip, 1h, 0r, 1bb, 2k).
- In February was signed by the Angels to a minor league contract with an invitation to Major League spring training camp.
- The day after he pitched for LAA at Yankee Stadium was designated for assignment and 3 days later was granted free agency.
- On 6/10 was signed by the Mets to a minor league contract...spent the rest of the minor league season at Las Vegas.
- Was released by the Mets after the minor league season ended.
- On 1/29/19 was signed by the Reds to a minor league contract with an invitation to Major League spring training camp.

2017: Made 51 apps for the Braves but was hampered in August by a strained left oblique that led to a 4-week stint on the disabled list...before he returned to Atl's roster made 4 rehab apps for the GCL Braves, Class A Florida and Class AAA Gwinnett...following the season elected free agency.

2016: In the best season of his career posted a career-low 3.18 ERA in a career-high 63 games, the second-highest appearance total among all Major League lefthanded pitchers...on 5/10 was promoted from Class AAA Gwinnett...from that date through the end of the season recorded all 63 of his apps, tied with Jared Hughes, Addison Reed and JC Ramirez for second-most in the Major Leagues in that span and just 4 behind leader Brad Hand of the Padres.

PERSONAL: Attended Neuqua Valley High School in Naperville, IL, where in his career he went 9-1, 0.94 with 2 no-hitters, including a perfect game as junior in 2008...was committed to pitch at the University of Arizona before he was drafted and signed by the Athletics.

KROL'S CAREER TRANSACTIONS

- Was selected by the Athletics in the seventh round of the June 2009 first-year player draft. Was signed by Kevin Mello.
- Was acquired by the Nationals on March 20, 2013 as the player to be named to complete the January 16, 2013 deal in which the Athletics also sent to Washington RHP A.J. Cole and RHP Blake Treinen, the Mariners sent to Oakland C/IF John Jaso, and the Nationals sent to Seattle OF Mike Morse.
- Was acquired by the Tigers, along with LHP Robbie Ray and IF/OF Steve Lombardozzi, in exchange for RHP Doug Fister on December 2, 2013.
- On Tigers' disabled list with left shoulder inflammation, June 21-July 5, 2014; included a rehabilitation assignment at West Michigan, July 4-5.
- Was acquired by the Braves, along with minor league LHP Gabe Speier, in exchange for OF Cameron Maybin, November 20, 2015.
- On Braves' disabled list with a strained left oblique, August 4-31, 2017; included rehabilitation assignments at GCL Braves, August 22-26, at Florida, August 27-29 and at Gwinnett, August 30-31.
- Was signed by the Angels to a minor league contract with an invitation to Major League spring training camp, February 2, 2018; was granted free agency, May 31.
- Was signed by the Mets to a minor league contract, June 10, 2018; was released September 2.
- Was signed by the Reds to a minor league contract with an invitation to Major League spring training camp, January 29, 2019.

Career Pitching

Yr	Club	W-L	ERA	G	GS	CG	SHO	SV	IP	H	R	ER	HR	BB	SO	WP	BK
09	AZL Athletics - R	0-0	0.00	1	1	0	0	0	1.0	0	0	0	0	0	0	0	0
	Vancouver - A	0-1	8.10	3	1	0	0	0	3.1	6	5	3	0	1	4	0	0
10	Kane County - A	9-4	2.65	24	23	0	0	0	118.2	98	42	35	5	19	91	2	3
	Stockton - A	1-0	3.66	4	4	0	0	0	19.2	18	9	8	3	9	20	0	0
11	AZL Athletics - R	0-0	0.00	3	3	0	0	0	5.0	0	0	0	0	0	6	0	0
12	Stockton - A	1-7	5.21	21	15	0	0	0	86.1	95	64	50	13	24	79	1	1
	Midland - AA	1-2	5.06	8	0	0	0	0	10.2	11	6	6	0	2	10	2	0
13	Harrisburg - AA	0-0	0.69	21	0	0	0	1	26.0	14	4	2	1	7	29	0	0
	Washington	2-1	3.95	32	0	0	0	0	27.1	28	12	12	5	8	22	2	0
	Syracuse - AAA	1-1	4.91	5	0	0	0	0	3.2	2	2	2	0	1	7	0	0
14	Detroit	0-0	4.96	45	0	0	0	^ 1	32.2	42	23	18	6	13	28	1	1
	#West Michigan - A	0-0	0.00	1	0	0	0	0	1.0	0	0	0	0	0	1	0	0
	Toledo - AAA	0-0	3.86	8	0	0	0	0	7.0	11	3	3	1	1	12	0	0
15	Detroit	2-3	5.79	33	0	0	0	0	28.0	31	19	18	4	17	26	0	0
	Toledo - AAA	1-1	2.30	28	0	0	0	1	31.1	21	10	8	0	13	34	3	0
16	Gwinnett - AAA	1-2	4.38	12	0	0	0	1	12.1	10	6	6	1	6	14	1	0
	Atlanta	2-0	3.18	63	0	0	0	0	51.0	54	19	18	4	13	56	5	0
17	Atlanta	2-2	5.33	51	0	0	0	0	49.0	50	34	29	8	21	44	2	0
	#GCL Braves - R	0-0	0.00	2	0	0	0	0	2.0	1	0	0	0	0	4	1	0
	#Florida - A	0-0	0.00	1	0	0	0	0	2.0	1	0	0	0	0	1	0	0
	#Gwinnett - AAA	1-0	0.00	1	0	0	0	0	1.0	0	0	0	0	2	0	0	0
18	Salt Lake - AAA	1-0	1.71	18	0	0	0	4	21.0	16	6	4	0	9	20	0	0
	Los Angeles (AL)	0-0	0.00	1	0	0	0	0	2.0	1	0	0	0	1	2	0	0
	Las Vegas - AAA	2-0	3.31	25	0	0	0	0	35.1	47	15	13	4	17	39	3	0
Major Totals		8-6	4.50	225	0	0	0	1	190.0	206	107	95	27	73	178	10	1
AL Totals		2-3	5.17	79	0	0	0	1	62.2	74	42	36	10	31	56	1	1
NL Totals		6-3	4.17	146	0	0	0	0	127.1	132	65	59	17	42	122	9	0
Minor Totals		19-18	3.25	186	47	0	0	7	387.1	351	172	140	28	111	371	13	4

Injury rehab, ^ Only Major League save on 6/14/14 for Det vs Min (12-9 Tigers win)

Career Hitting

Yr	Club	AVG	G	AB	R	H	2B	3B	HR	RBI	SH	SF	HB	BB	SO	SB	CS	OBP	SLG	E
14	Detroit	.000	45	1	0	0	0	0	0	0	0	0	0	0	0	0	0	.000	.000	0
16	Atlanta	.000	63	1	0	0	0	0	0	0	0	0	0	0	0	0	0	.000	.000	1
17	Atlanta	.000	51	1	0	0	0	0	0	0	0	0	0	0	0	0	0	.000	.000	2
Career Totals		.000	159	3	0	0	0	0	0	0	0	0	0	0	0	0	0	.000	.000	4



JOSÉ, LÓPEZ

@_jlopezz

RHP
66

Age: 25 **Ht.:** 6-1 **Wt.:** 205 **Bats:** R **Throws:** R **ML Service:** 0.000

Born: 9/1/93 **Birthplace:** Santiago, DR **Resides:** Cranbury, NJ

Acquired: Was selected in the sixth round of the June 2014 first-year player draft. Was signed by Lee Seras.

Contract: Signed through the 2019 season and under team control through 2024.

CAREER HIGHLIGHTS

- Entered the 2019 season rated by MLB.com's MLB Pipeline the 28th-best prospect in the organization.
- In 2017 was the organization's Pitcher of the Month for both July and August and the Southern League's Pitcher of the Week for 8/7-8/13.

2018 SEASON

- Spent the season at Louisville, where he led Bats pitchers in starts and innings pitched.
- Ranked among the International League leaders in starts (T2nd) and innings pitched (4th).
- Was 1 of only 3 players to remain on the Bats' roster all season (RHP Jimmy Herget, IF D.J. Peterson).
- Was designated for assignment on 2/11/19, when the Reds signed to a 1-year contract LHP Zach Duke.

SEASON HIGHLIGHTS

2017: In 24 starts and 2 relief apps at Class A Daytona and Class AA Pensacola combined to go 9-6, 2.57 with 1 shutout...among all Reds minor league pitchers ranked fourth in ERA (2.57) and third in strikeouts (143)...while at Pensacola was the organization's Pitcher of the Month for July (6gs, 3-0, 2.58) and August (5gs, 2-0, 1.15, 1sho)...began the season at Daytona...was promoted on 5/30...while with the Blue Wahoos, was named Southern League Pitcher of the Week after allowing just 1 hit without a walk in a 7-inning complete game on 8/8 Tennessee (5-0 win, 7k)...threw 60 of his 79 pitches for strikes and retired his last 17 batters...on 11/20 was added to the 40-man roster...**2016:** While at Class A Dayton and Daytona led all Reds minor league pitchers with 147 strikeouts...averaged 8.97 strikeouts per 9 innings, third-best ratio among Midwest League starting pitchers...**2014:** Missed the entire season while recovering from January "Tommy John" surgery to repair the torn ulnar collateral ligament in his right elbow.

PERSONAL: Threw 3 no-hitters at Hightstown (NJ) High School...played at Seton Hall University, where he was a Big East Academic All-Star...follow on Twitter @_jlopezz.

LÓPEZ' CAREER TRANSACTIONS

- Was selected by the Reds in the sixth round of the June 2014 first-year player draft. Signed by Lee Seras.
- On minor league 60-day disabled list while recovering from January 2014 right elbow surgery, June 20-remainder of the season, 2014.

Career Pitching

Yr	Club	W-L	ERA	G	GS	CG	SHO	SV	IP	H	R	ER	HR	BB	SO	WP	BK
15	Billings - R	3-2	3.16	15	14	0	0	0	57.0	53	23	20	4	19	67	4	0
16	Dayton - A	6-9	3.97	21	21	0	0	0	113.1	118	61	50	2	32	113	8	0
	Daytona - A	0-3	4.41	6	5	0	0	0	34.2	29	22	17	3	10	34	1	0
17	Daytona - A	2-4	2.84	9	9	0	0	0	50.2	50	22	16	3	14	48	2	0
	Pensacola - AA	7-2	2.43	17	15	1	1	0	96.1	64	30	26	9	35	95	2	0
18	Louisville - AAA	5-13*	4.47	26	26	0	0	0	141.0	142	75	70	19	41	117	7	0
Minor Totals		23-33	3.63	94	90	1	1	0	493.0	456	233	199	40	151	474	24	0

* Tied for International League lead



MICHAEL

@Lorenzen55

RHP

LORENZEN

21

Age: 27 **Ht.:** 6-3 **Wt.:** 217 **Bats:** R **Throws:** R **ML Service:** 3.159

Born: 1/4/92 **Birthplace:** Anaheim, CA **Resides:** Alexandria, KY

Acquired: Was selected in Competitive Balance Round A (38th overall) of the June 2013 first-year player draft. Was signed by Mike Misuraca.

Contract: Agreed to terms a 1-year contract through the 2019 season, avoiding arbitration, January 11, 2019. Under team control through 2021.

CAREER HIGHLIGHTS

- Was selected by the Reds with the fifth pick of the June 2013 draft's competitive balance Round A...was the team's second selection (behind OF Phillip Ervin) and the draft's 38th pick overall.
- In each of the 2016 and 2017 seasons was the club's nominee for the MLBPA's Marvin Miller Man of the Year Award, which goes to the player whose on-field performance and contributions to his community most inspire others to higher levels of achievement.
- In 2016 was the Reds' nominee for MLB's prestigious Roberto Clemente Award for his contributions on and off the field...wears uniform #21 in honor of Clemente.
- In 2014 was a Southern League All-Star.
- In 2018 received votes for but did not win the Louisville Slugger Silver Slugger Award for pitchers...was trying to become the first reliever ever to win the award.
- In 2018 became only the third Reds player whose primary position was pitcher to hit 4 HR in a season...hit 2 of his 4 HR as a pinch hitter...the single-season franchise record for home runs as a pitcher remains 4 by converted outfielder Hal Jeffcoat, who hit all 4 of his HR in 1957 while in the game as a pitcher...Tom Parrott hit 4 HR in 1894, including 2 as pitcher, 1 as a LF and 1 as a 2B.
- Entered the 2019 championship season as a career .250 hitter with 6 HR and 18 RBI.
- In his career as a pinch hitter is 4-for-20 (.200, 3hr, 6rbi), with home runs on 4/6/17 off Phi's Adam Morgan, 6/24/18 off Chi's Mike Montgomery and 6/30/18 off Mil's Jacob Barnes (grand slam).
- 7 times in his career entered games as a pinch hitter and remained in that game to pitch.
- 5 times in his career came off the bench to produce a home run, including twice as a reliever and 3 times as a pinch hitter...all other active Major League pitchers combine for just 2 such games.

2018 SEASON

- Made his first 42 apps of the season in relief (3-1-1, 3.21, 67.1ip) and his last 3 apps as a starter (1-1, 2.63, 13.2ip)...the Reds went 2-1 in his 3 starts.
- His 3-1 win on 9/18 at Mil was his first start since 2015, when during that rookie season he made 21 starts and 6 relief apps...between starts on 9/16/15 at SF and 9/18/18 at Mil, made 151 consecutive apps in relief (13-6, 3.60).
- While pitching out of the bullpen made 20 apps of more than 1.0 inning and 15 apps of at least 2.0 innings, including apps of 3.0 innings 3 times, 4.0 innings twice and a career-high 4.1 innings in relief on 8/14 vs Cle.
- In the 7-2 win on 6/1 at SD threw 4.0 innings in relief of starter Tyler Mahle to earn his only save of the season and third of his career...was the longest relief appearance of his career to that point and the first 4-inning save by a Reds pitcher since Elmer Dessens threw the last 4.0 innings of Ron Villone's 11-5 win vs SD on 6/24/2000 at Cinergy Field.

PINCH HIT GRAND SLAMS BY PITCHERS *

Michael Lorenzen, Cin	6/30/2018 vs Mil
Tommy Byrne, Chi	5/16/1953 at NYY
Early Wynn, Wsh	9/15/1946 at Det
Zeb Eaton, Det	7/15/1945 at NYY
Schoolboy Rowe, Phi	5/2/1943/g2 vs BosN
Mike O'Neill, StL	6/3/1902 at BosN

* More than 50% of apps as a pitcher, Courtesy Elias

GRAND SLAMS BY REDS PITCHERS

Michael Lorenzen	6/30/2018 vs Mil
Anthony DeSclafani	6/23/2018 vs Chc
Bob Purkey	8/1/1959 vs Chc
Al Hollingsworth	5/28/1936 at Chc
Ice Box Chamberlain ..	4/30/1892 vs Wsh (ISP)

Lorenzen's as a pinch hitter off Mil's **Jacob Barnes**
DeSclafani's off Chi's **Brian Duensing**

PLAYERS WITH 3 PINCH-HIT HR & 100 GAMES AS PITCHER

Gary Peters	4 HR ... 359g as P	1959-1972
Michael Lorenzen ...	3 HR ... 177g as P	2015-2018
Lynn Nelson	3 HR ... 166g as P	1930-1940
Jack Stivetts	3 HR ... 387g as P	1889-1899

Courtesy Elias Sports Bureau

- Entered the 8-1 loss on 8/14 vs Cle in the second inning in relief of starter Sal Romano and threw 4.1 innings, a new career high out of the bullpen and tied for the longest relief outing by a Reds reliever in 2018 (Keury Mella, 8/2 at Wsh).
- 8 times pitched consecutive days...never in his career has pitched on 3 straight days.
- Fell short in his bid to become the first relief pitcher ever to win a Silver Slugger Award...among all batters whose primary position was pitcher, led the Major Leagues in HR (4), RBI (10) and slugging percentage (.710) while ranking second in batting average (.290) and third in on-base percentage (.333).
- Before joining the rotation for his last 3 apps, was trying to become the first player in the live ball era to produce at least 4 HR in a season without starting a game.
- Hit 2 of his 4 HR as a pitcher and his other 2 HR as a pinch-hitter... on 6/30 off Mil's Jacob Barnes became the first pitcher to hit a pinch-hit grand slam since Tommy Byrne of the White Sox did it on 5/16/1953 at Yankee Stadium.
- As a pinch hitter went 3-for-13 (2hr, 5rbi), with home runs on 6/24 off Chi's Mike Montgomery and 6/30 off Mil's Jacob Barnes (grand slam).
- Over 5 consecutive plate apps from 6/7-6/30, he singled, homered (pinch hit), walked, homered and homered (pinch-hit grand slam)...became the first Major League pitcher to homer in 3 consecutive at bats since Col's Mike Hampton in 2001.
- From 6/24-6/30, homered in 3 straight at bats over 4 apps (HR, walk, HR, HR).
- On 6/7 vs Col pinch hit and produced a 116.5-mile-per-hour single off Tyler Anderson, the hardest-hit ball in the Statcast era by any Reds batter or by any Major League pitcher.
- In the top of the ninth inning of the 10-3 loss on 8/13 vs Cle played right field, his only Major League appearance at a defensive position other than pitcher, and singled.
- From 3/29-5/22 was on the 10-day disabled list with a right shoulder strain, including a 3-game rehab stint for Pensacola from 5/14-5/20.
- In spring training made 4 apps before he suffered a right shoulder strain...was disabled on Opening Day... didn't make his season debut until 5/23 vs Pit.

HOME RUNS AS A HITTER (6)

Date	Pitcher
8/29/18 vs Mil	Taylor Williams
6/30/18 vs Mil *^	Jacob Barnes
6/29/18 vs Mil	Chase Anderson
6/24/18 vs Chc *	Mike Montgomery
4/6/17 vs Phi *	Adam Morgan
8/19/16 vs LAD	Pedro Baez

*^ Pinch-hit grand slam, * Pinch-hit HR

GRAND SLAMS (1)

6/30/18 vs Mil ^	Jacob Barnes
------------------	--------------

^ Pinch-hit grand slam

PINCH-HIT HOMERS (3)

6/30/18 vs Mil ^	Jacob Barnes
6/24/18 vs Chc	Mike Montgomery
4/6/17 vs Phi	Adam Morgan

^ Pinch-hit grand slam

2017: Led the pitching staff with 8 wins and 70 apps, both career highs...ranked T5th in the National League in wild pitches (12) and 15th in apps...posted a 2.93 ERA prior to the All-Star break (37g) and a 6.32 ERA during the season's second half (33g)...earned his first 2 Major League saves, in the 7-5 win on 4/15 vs Mil and in the 5-2 win on 9/17 vs Pit...in 20 of his 70 apps threw more than 1.0 inning...twice threw a season-high 3.0 innings (4/10 at Pit, 5/30 at Tor), once threw 2.1 innings (7/28 at Mia) and 9 more times threw 2.0 innings...10 times pitched on consecutive days...never in his career has pitched 3 straight days...inherited the bases loaded 4 times, a staff high, and stranded 11 of the 12 runners...in the 7-1 win on 4/10 at Pit combined with Cody Reed (3ip) and Wandy Peralta (1ip) to throw 7.0 perfect innings...Reds relievers threw 7.0 hitless innings in a game for the first time in modern franchise history...in his first appearance of the second half (7/15 vs Wsh) allowed 6 earned runs, his career high out of the bullpen, while recording just 1 out...following that outing, his season ERA rose from 2.93 to 4.08 and didn't drop below 3.78 (7/22) the rest of the season...from 7/23-8/4 allowed at least 1 run in a career-high 5 consecutive relief apps (7ip, 11h, 6r, 5er, 2bb, 8k, 1hr)...3 times was used as a pinch hitter, on 4/6 vs Phi (HR off Adam Morgan), 4/16 vs Mil (6-3 off Wily Peralta) and 6/6 vs StL (1-3 off John Gant)...in the sixth inning of the 7-4 win 4/6 vs Phi produced a pinch-hit HR off Adam Morgan that snapped the 4-4 tie...was the first pinch-hit HR by any Major League pitcher since Cin's Micah Owings homered off StL's Ryan Franklin on 5/10/09 and the first pinch-hit HR by any Reds batter since Adam Duvall on 8/31/15 off Chi's Justin Grimm...was the club's nominee for the MLBPA's Marvin Miller Award, which goes to the player whose on-field performance and contributions to his community most inspire others to higher levels of achievement.

SINGLE-SEASON CAREER HIGH STREAKS

Scoreless Streak By Game: 7g (2x), 7/23-8/7, 2016 & 6/26-7/9, 2017; **Scoreless Streak By Inning:** 10.2, 7/23-8/7, 2016; **Winning Streak:** 5g, 6/19-8/24, 2017; **Losing Streak:** 6g, 7/3-8/11, 2015

2016: In his first full season as a reliever posted a 2.88 ERA over 35 apps...in 12 of his 35 apps threw at least 2.0 innings, with a career-high of 3.0 innings in relief on 6/30 at Wsh, and 15 times threw more than 1.0 inning...the day before Opening Day went on the disabled list with a sprained right elbow that limited him to 1 spring training appearance...didn't make his season debut for the Reds until 6/24 vs SD...his father, Cliff Lorenzen, died on 8/17...2 days later came off the bereavement list, threw 1.2 scoreless innings in that night's 9-2 win vs LAD and also hit his first career home run (3-run off Pedro Baez)...was the only home run by a Reds pitcher all season...his 3-run HR off Pedro Baez was the first by a Reds relief pitcher since Micah Owings homered on 5/7/10 vs Cubs off Carlos Silva...was the Reds' nominee for Major League Baseball's prestigious Roberto Clemente Award for his contributions on and off the field...MLB and the Players' Association donated \$7,500 to the Dragonfly Foundation in Michael's name...also was the club's nominee for the MLBPA's Marvin Miller Man of the Year Award.

2015: In his Major League debut made 21 starts and 6 relief apps...was 1 of 9 rookie pitchers who combined for 110 starts for the Reds, both single-season modern club records...the Reds' season-ending streak of 64 consecutive starts by rookies, beginning 7/29, is a modern Major League record...was 1 of 5 Reds pitchers to start in his Major League debut (Raisel Iglesias, John Lamb, Jon Moscot, Josh Smith)...among National League rookie pitching leaders ranked 10th in ERA, T5th in starts, seventh in innings pitched and strikeouts and 10th in opponents' BA (.292)...made his first 3 apps of the season for the Reds as a starter (1-1, 2.81), followed by relief apps on 5/15 and 5/20...from 5/26-9/16 made 18 consecutive apps as a starter (3-8, 5.92) and then beginning 9/24 finished the season with 4 relief apps (4.2ip, 1 er)...posted 7 quality starts...began the season at Louisville (3gs, 2-1, 2.84)...was promoted on 4/29 and in that night's 8-3 loss started vs the Brewers in his Major League debut after just 49 minor league apps...on 8/13 returned to the Bats for 3 minor league starts and went 2-1, 1.13 before he was promoted again on 8/31...following a 5-3 loss at SF on 9/16, returned to the bullpen after going 1-1, 6.00 in 4 starts following that 8/31 promotion...in his big league debut on 4/29 vs Mil, his first strikeout victim was pitcher Matt Garza...with 2 outs in the bottom of the second inning singled off Garza to become the first Reds pitcher with a hit in his first career plate appearance since Jose Arredondo on 7/29/11 vs SF...in his second start, a 7-1 win at Pit on 5/5, earned his first Major League victory...went 1-1, 2.81 in his 3 starts before a relief appearance vs SF on 5/15...in the fifth inning of that 10-2 loss to the Giants, grounded out as a pinch hitter and then pitched the sixth and seventh innings...excluding non-pitchers, became the first player to pinch hit and pitch in the same game since SF's David Huff on 5/26/14 vs Cubs and the first Red to do it since Micah Owings on 6/15/2010 vs LAD...on 6/6 vs SD produced his first career 2-hit game, both singles off Andrew Cashner...in spring training went 3-0, 1.80 in 2 starts and 4 relief apps (15ip, 12h, 10bb, 9k)...was a non-roster invitee to Major League spring training camp...as one of the final roster moves prior to Opening Day was reassigned to minor league camp the day the team left Goodyear.

MINOR LEAGUES

2014: In just his second professional season made all 24 of his starts at Pensacola in his first extended action at Class AA...was a Southern League All-Star...with a sterling 3.13era ranked third in the SL and third among all Reds minor league pitchers...entered the season rated the organization's sixth-best prospect...following the season was rated by *Baseball America* the 12th-best prospect in the SL...was a non-roster invitee to spring training, his first Major League camp...**2013:** In his first professional season pitched at 4 different levels and in 1 start and 21 relief apps combined to post a 3.00era and 4 saves...following the season pitched for Glendale in the prestigious Arizona Fall League (6gs, 0-3, 11.42, 17.1ip, 29h, 12bb, 5k)...participated in the AFL's Fall Stars Game.

PERSONAL: Graduated from Fullerton (CA) High School...pitched and played outfield at Cal State-Fullerton, where in 2013 he posted 19 saves in 22 apps as a pitcher (3-0, 1.99, 22.2ip, 17h, 4bb, 20k) and in 59 apps as an outfielder hit .335 (7hr, 53rbi, 12sb)...with 35 career saves established a school record...following the 2013 collegiate season was 1 of 5 finalists for the National Collegiate Baseball Writers' Association Stopper of the Year Award, 1 of 12 players named to the John Olerud Two-Way Player of the Year Award watch list, a Golden Spikes Award semifinalist, a Louisville Slugger first-team All-America selection and All-Big West Conference for the second straight season...follow on Twitter at @Lorenzen55.

LORENZEN'S CAREER TRANSACTIONS

- Was selected by the Reds in Competitive Balance Round A (38th overall) of the June 2013 first-year player draft. Was signed by Mike Misuraca.
- On disabled list with a sprained ulnar collateral ligament and tendinitis in his right elbow, April 3-June 21, 2016; was transferred to the 60-day disabled list, April 25; included a rehabilitation assignment at Louisville, June 13-21.
- On bereavement list, August 16-18, 2016.
- On disabled list with a right shoulder strain, March 29-May 22, 2018; included a rehabilitation assignment at Pensacola, May 14-22.

Career Pitching

Yr	Club	W-L	ERA	G	GS	CG	SHO	SV	IP	H	R	ER	HR	BB	SO	WP	BK
13	AZL Reds - R	0-0	0.00	1	1	0	0	0	1.0	1	1	0	0	0	1	0	0
	Dayton - A	1-0	0.00	9	0	0	0	2	8.1	7	0	0	0	2	7	0	0
	Bakersfield - A	0-1	6.35	5	0	0	0	2	5.2	6	4	4	1	5	6	0	0
	Pensacola - AA	0-0	4.50	7	0	0	0	0	6.0	6	3	3	1	6	5	0	0
14	Pensacola - AA	4-6	3.13	24	24	0	0	0	120.2	112	50	42	9	44	84	7	0
15	Louisville - AAA	4-2	1.88	6	6	1	1	0	43.0	34	9	9	3	8	19	2	0
	Cincinnati	4-9	5.40	27	21	0	0	0	113.1	131	70	68	18	57	83	4	0
16	#Louisville - AAA	0-0	0.00	4	0	0	0	1	4.0	2	0	0	0	0	7	0	0
	Cincinnati	2-1	2.88	35	0	0	0	0	50.0	41	16	16	5	13	48	2	2
17	Cincinnati	8-4	4.45	70	0	0	0	2	83.0	78	43	41	9	34	80	12	1
18	#Pensacola - AA	0-0	0.00	3	0	0	0	0	4.0	1	0	0	0	1	3	1	0
	Cincinnati	4-2	3.11	45	3	0	0	1	81.0	78	32	28	6	34	54	2	0
Major Totals		18-16	4.21	177	24	0	0	3	327.1	328	161	153	38	138	265	20	3
Minor Totals		9-9	2.71	59	31	1	1	5	192.2	169	67	58	14	66	132	10	0
# Injury rehab																	

Career Hitting

Yr	Club	AVG	G	AB	R	H	2B	3B	HR	RBI	SH	SF	HB	BB	SO	SB	CS	OBP	SLG	E
15	Cincinnati	.250	33	36	4	9	0	1	0	4	4	0	1	0	13	0	0	.270	.306	0
16	Cincinnati	.200	36	5	1	1	0	0	1	3	0	0	0	0	2	0	0	.200	.800	1
17	Cincinnati	.167	73	12	1	2	0	0	1	1	0	0	0	0	5	0	0	.167	.417	0
18	Cincinnati	.290	55	31	5	9	1	0	*4	*10	1	0	0	2	9	0	0	.333	*.710	1
Career Totals		.250	197	84	11	21	1	1	6	18	5	0	1	2	29	0	0	.276	.500	2
Career as Pinch Hitter		.200	22	20	3	4	0	0	3	6	1	0	0	1	8	0	0	.238	.650	-

* In 2018 led the Major Leagues in HR, RBI and SLG by batters whose primary position was pitcher
 Doubled on 9/10/18 vs LAD (off Pat Venditte), Tripled on 6/11/15 at Cubs (off Tsuyoshi Wada)



TYLER MAHLE

@tylermahle

RHP

30

Age: 24 **Ht.:** 6-3 **Wt.:** 210 **Bats:** R **Throws:** R **ML Service:** 1.018

Born: 9/29/94 **Birthplace:** Newport Beach, CA **Resides:** Huntington Beach, CA

Acquired: Was selected in the seventh round of the June 2013 first-year player draft. Was signed by Mike Musuraca.

Contract: Signed through the 2019 season and under team control through 2023.

CAREER HIGHLIGHTS

- Last name rhymes with rally.
- In the minor leagues threw a no-hitter on 6/13/16 for Class A Daytona at Jupiter in which he faced the minimum 27 batters (4-0 win, 6k, 1hbp, 105 pitches) and a 9-inning perfect game on 4/22/17 for Class AA Pensacola at Mobile (1-0 win, 8k, 88 pitches, 68 strikes)...was Florida State League Pitcher of the Week following his no-hitter and Southern League Pitcher of the Week following his perfect game.
- In 2015 received the Sheldon "Chief" Bender Award as the Reds' Minor League Player of the Year, was a *Baseball America* Low Class A All-Star, a Midwest League All-Star, the organization and MiLB.com's Minor League Pitcher of the Month for July and Midwest League Pitcher of the Week for 6/2-6/8.
- In 2017 was a *Baseball America* Minor League All-Star, MLB Pipeline.com's Reds Minor League Pitcher of the Year, the organization's Minor League Pitcher of the Year and Pitcher of the Month for April, a mid-season Southern League All-Star and Minor League Baseball's Southern League Pitcher of the Month for April.
- Following the 2016 and 2017 seasons was rated by *Baseball America* the Reds minor league pitcher with the best control... his control also was rated the best in the Southern League.
- In 2014 was a *Baseball America* Rookie All-Star, a Pioneer League All-Star and PL Pitcher of the Week for 8/19-8/25, 2014.
- His 2.43 ERA in 2015 still ranks as the second-best single-season mark in Class A Dayton history (Zach Ward, 2.29, 2006)...Mahle remains the only starting pitcher in Dragons history named to the Midwest League's post-season All-Star team.

SHELDON "CHIEF" BENDER AWARD REDS MINOR LEAGUE PLAYER OF THE YEAR

2018	Ibandel Isabel, IF/OF
2017	Nick Senzel, 3B
2016	Aristides Aquino, OF
2015	Tyler Mahle, RHP
2014	Ben Lively, RHP
2013	Seth Mejias-Brean, 3B
2012	Billy Hamilton, SS
2011	Billy Hamilton, SS
2010	Devin Mesoraco, C
2009	Chris Heisey, OF
2008	Chris Valaika, SS
2007	Jay Bruce, OF
2006	Homer Bailey, RHP
2005	Chris Denorfia, OF
2004	Richie Gardner, RHP
2003	Stephen Smitherman, OF
2002	Brandon Larson, 3B
2001	Adam Dunn, OF
2000	Austin Kearns, OF

2018 SEASON

- Among National League rookie pitching leaders ranked ninth in ERA, T2nd in wins, T5th in starts, eighth in innings pitched, sixth in strikeouts and ninth in opponents' batting average.
- Was on the Opening Day roster and went 7-9, 4.95 in 22 starts before he was optioned to Louisville on 8/3.
- When optioned to Louisville was leading the staff with 7 wins, was tied with Sal Romano for the staff lead with 7 quality starts and was leading all National League rookies in wins, starts, innings pitched and strikeouts while ranking sixth in ERA.
- Was recalled from Louisville after the minor league season ended but was hampered by right shoulder fatigue and made just 1 appearance following that 9/4 promotion, started the 7-6 loss on 9/9 vs SD (3ip, 5h, 2er, 3bb, 5k, 1hr).
- From 6/1-7/6 went 4-0, 2.04 in the first winning streak of his career, tying Anthony DeSclafani and Matt Harvey for the longest winning streak by a Reds starter in 2018.
- His career-high 12 strikeouts in the 12-3 win on 6/30 vs Mil were the most by a Reds pitcher in 2018, the most by a Reds pitcher since rookie LHP Amir Garrett had 12 strikeouts on 4/19/17 vs Bal and the most by a Reds righthander since rookie Raisel Iglesias had 13 strikeouts on 8/23/15 vs Ari.

- In the 12-inning, 9-7 win on 4/24 vs Atl, took a 5-0 lead and a no-hitter into the seventh before Freddie Freeman led off the inning with a solo HR...was the victim of a blown save when the Braves tied it at 7-7 with 4 runs in the ninth inning off Amir Garrett and Raisel Iglesias, including a second home run by Freeman, but the Reds won it on Scooter Gennett's 2-run, walkoff home run off Max Fried.
- His third-inning single in the 5-0 loss on 4/8 at Pit was the only Reds hit in Jameson Taillon's first career complete game...was the first Reds pitcher to record the team's only hit in a game hit since Earl Yingling did it on 9/19/1914 at Brooklyn Robins.
- Was 1 of 5 rookies on the Opening Day roster (RHP Jackson Stephens, RHP Zack Weiss, OF Phillip Ervin, OF Jesse Winker) and the only rookie to begin the 2018 season in the Reds' starting rotation.
- Entered the season rated by *Baseball America* the fourth-best prospect in the organization.

10-STRIKEOUT GAMES (2)

Date	Strikeouts
6/30/18 vs Mil (5.2ip)	12
4/24/18 vs Atl (6ip)	11

2017: Was a *Baseball America* Minor League All-Star, MLB Pipeline.com's Reds Minor League Pitcher of the Year, the organization's Minor League Pitcher of the year and a mid-season Southern League All-Star... following the season was rated the 13th-best prospect in the Southern League, and his control was rated the best in the SL...in his Major League debut, from 8/27-9/13 made all his 4 starts for the Reds...spent most of the season at Pensacola and Louisville, where he combined to finish 10-7, 2.06 in 24 starts (144.1ip, 109h, 30bb, 138k, 9hr)...led the organization in ERA while ranking T3rd in wins and fourth in strikeouts... among all minor league pitchers ranked eighth in ERA and sixth in WHIP (0.96)...was Cin and Minor League Baseball's Southern League Pitcher of the Month for April (5gs, 4-0, 0.55)...when promoted to Louisville on 6/22 led the Southern League in innings pitched and WHIP (0.87) while ranking among the leaders in ERA (2nd), strikeouts (2nd), opponents' BA (.190, 2nd) and wins (3rd)...in a 1-0 win at Mobile on 4/22 threw the first perfect game Blue Wahoos history and the second 9-inning perfect game in Southern League history (8/14/1970, Montgomery's Charles Swanson vs Savannah)...went to a 3-ball count just once (8k, 88 pitches, 68 strikes)...following the perfect game was named Southern League Pitcher of the Week...made his Major League debut in a 5-2 loss on 8/27 vs Pit (5ip, 4h, 3er, 4bb, 5k)...struck out his second batter (Adam Frazier) and in his second plate appearance singled off Jameson Taillon for his first career hit...recorded his first Major League win in his fourth and final start of the season, threw 5.0 shutout innings in a 6-0 win on 9/13 at StL (4h, 3bb, 4k)...entered the season rated by *Baseball America* the 12th-best prospect in the organization and Reds minor league pitcher with the best control.

MINOR LEAGUES

2016: In 27 starts at Class A Daytona and Class AA Pensacola combined to finish 14-6, 3.64...began the season at Daytona and was promoted on 6/2...among all Reds minor league pitchers tied for the lead in wins (Tejay Antone) while ranking third in strikeouts (141 in 150.2ip) and seventh in ERA...at Daytona was Florida State League Pitcher of the Week for 6/13-6/19 following a no-hitter on 6/13 at Jupiter in which he faced the minimum number of batters in the 4-0 win (9ip, 6k, 1hbp, 105 pitches)...following the season was rated by MLB.com the organization's seventh-best prospect...on 12/9 was invited to 2017 Major League spring training camp, his first...**2015:** Spent the season at Class A Dayton and earned the Sheldon "Chief" Bender Award as the Reds' Minor League Player of the Year...was a *Baseball America* Low Class A All-Star and Midwest League All-Star...was rated by *Baseball America* the organization's 10th-best prospect and the pitcher in the system with the Best Control...ranked among all Reds minor league pitchers in wins (13, 1st), ERA (2.43, 1st) and strikeouts (135, 2nd)...his 2.43 ERA was the second-best single-season mark in Dayton history (Zach Ward, 2.29, 2006)...was the organization and MiLB.com's Minor League Pitcher of the Month for July (5gs, 4-0, 0.58)...was named Midwest League Pitcher of the Week for 6/1-6/8...allowed 3 runs or fewer in 24 of his 27 apps...made 7 scoreless starts...on 5/2 at Great Lakes allowed 7 runs in 4.0 innings...his season ERA without that outing drops from 2.43 to 2.07...**2014:** At Billings was a *Baseball America* Rookie All-Star and Pioneer League All-Star...ranked among Pioneer League leaders in CG (1st, 2), SHO (1st, 2), ERA (2nd, 3.87), strikeouts (3rd, 71), WHIP (4th, 1.24), innings pitched (5th, 76.2) and BA against (5th, .263)...was the league's Pitcher of the Week for 8/18-8/25.

PERSONAL: Graduated from Westminster (CA) High School...his brother Greg, a lefthanded pitcher, was drafted by the Angels in the 15th round of the June 2014 first-year player draft...follow on Twitter @tylermahle.

SINGLE-SEASON CAREER HIGH STREAKS

Scoreless Streak By Game: 1, many times; **Scoreless Streak By Inning:** 8.0, 4/18-4/24, 2018; **Winning Streak:** 4g, 6/1-7/6, 2018; **Losing Streak:** 3g (2x), 4/8-4/18 & 7/11-8/2, 2018

MAHLE'S CAREER TRANSACTIONS

-- Was selected by the Reds in the seventh round of the June 2013 first-year player draft. Was signed by Mike Misuraca.

Career Pitching

Yr	Club	W-L	ERA	G	GS	CG	SHO	SV	IP	H	R	ER	HR	BB	SO	WP	BK
13	AZL Reds - R	1-3	2.36	12	4	0	0	0	34.1	32	18	9	0	8	30	2	0
14	Billings - R	5-4	3.87	15	15	*2	*2	0	76.2	80	43	33	5	15	71	5	1
15	Dayton - A	13-8	2.43	27	26	0	0	0	152.0	145	54	41	7	25	135	3	1
16	Daytona - A	8-3	2.50	13	13	1	1	0	79.1	58	24	22	6	17	76	2	0
	Pensacola - AA	6-3	4.92	14	14	0	0	0	71.1	78	45	39	12	20	65	2	0
17	Pensacola - AA	7-3	1.59	14	14	1	1	0	85.0	57	15	15	5	17	87	0	0
	Louisville - AAA	3-4	2.73	10	10	0	0	0	59.1	52	24	18	4	13	51	5	0
	Cincinnati	1-2	2.70	4	4	0	0	0	20.0	19	6	6	0	11	14	1	0
18	Louisville - AAA	2-1	2.73	5	5	0	0	0	29.2	22	9	9	4	11	20	3	0
	Cincinnati	7-9	4.98	23	23	0	0	0	112.0	125	68	62	22	53	110	1	0
Major Totals		8-11	4.64	27	27	0	0	0	132.0	144	74	68	22	64	124	2	0
Minor Totals		45-29	2.85	110	101	4	4	0	587.2	524	232	186	43	126	535	22	2

* Led Pioneer League

Career Hitting

Yr	Club	AVG	G	AB	R	H	2B	3B	HR	RBI	SH	SF	HB	BB	SO	SB	CS	OBP	SLG	E
17	Cincinnati	.143	4	7	1	1	0	0	0	0	0	0	1	0	2	0	0	.250	.143	0
18	Cincinnati	.103	24	29	0	3	1	0	0	0	3	0	0	2	10	0	0	.161	.138	1
Career Totals		.111	28	36	1	4	1	0	0	0	3	0	1	2	12	0	0	.179	.139	1



KEURY MELLA

RHP
63

Age: 25 **Ht.:** 6-2 **Wt.:** 200 **Bats:** R **Throws:** R **ML Service:** 0.065

Born: 8/2/93 **Birthplace:** Bonao, DR **Resides:** Bonao, DR

Acquired: From the Giants, along with OF Adam Duvall, in exchange for RHP Mike Leake, July 30, 2015.

Contract: Signed through the 2019 season and under team control through 2024.

CAREER HIGHLIGHTS

- Name is pronounced KAY-oooh-ree MAY-uh.
- Entered the 2019 season rated by MLB.com's MLB Pipeline the 12th-best prospect in the organization and by *Baseball America* the 16th-best prospect in the Reds' system.
- In 2018 was a mid-season Southern League All-Star.
- In 2015 was a mid-season California League All-Star and pitched for the World Team in the Sirius XM All-Star Futures Game at Cin's Great American Ball Park.

2018 SEASON

- Spent most of the season in the minor leagues, where in 21 starts combined he went 9-4, 3.00 for Pensacola and Louisville.
- Was a mid-season Southern League All-Star.
- From 7/27-8/12 made all 4 of his relief apps for the Reds.
- Made his last appearance of the season on 8/24 for Louisville vs Indianapolis...3 days later was disabled with a left oblique strain.
- On 9/4 was recalled from Louisville and immediately went on the Reds' 60-day disabled list to make room on the roster for minor leaguers C Tim Federowicz and OF Gabriel Guerrero...spent the rest of the season on the Reds' 60-day DL.
- In his season debut on 8/2 at Wsh threw 4.1 innings, a career high and tied for the most by a Reds reliever all season (Michael Lorenzen, 8/14 vs Cle).

2017: In his Major League debut made 2 relief apps for the Reds (9/20 vs StL, 9/30 at Chi)...was the last of the 17 Reds players to make Major League debuts...on 9/20 vs StL became the 31st and final pitcher to appear in a game for the Reds this season, 1 shy of the club single-season record...that appearance vs StL was just his second above Class AA...retired his first 4 batters, including a strikeout of Luke Weaver, before walking Matt Carpenter...threw a perfect fourth inning before allowing Yadier Molina's 2-out, 2-run double in the fifth...spent the minor league season at Class AA Pensacola, where his 26 starts fell 1 shy of the Southern league lead...was promoted to Cin on 9/12, after the Blue Wahoos won the Southern League's Southern Division championship series over Jacksonville...following the season pitched for Este in the Dominican Winter League (5g, 0-0, 1.23, 1sv, 7.1ip, 5h, 2bb, 6k)...entered the season rated by *Baseball America* the 19th-best prospect in the organization.

MINOR LEAGUES

2016: Spent most of the season at Class A Daytona, where he made 24 of his season's 25 starts and his only relief appearance...made his only other start in Class AAA Louisville's final game of the season, threw 7.0 innings in his 4-1 victory vs Indianapolis...was his first appearance above Class A...his season ERA of 3.76 was eighth-best among all Reds minor league pitchers...following the season was rated by MLB.com the ninth-best prospect in the organization...on 11/18 was added to the Reds' 40-man roster...**2015:** In 20 Class A starts combined to finish 8-4, 3.23 for the SF's San Jose affiliate and Cin's Daytona club...was a mid-season California League All-Star...at the time of his 7/30 trade to the Reds was rated by MLB.com the Giants' top prospect...pitched for the World Team in the Sirius XM All-Star Futures Game at Great American Ball Park...overall held opponents to a .204 batting average...following the trade, after 4 starts with Daytona finished the season on the disabled list with soreness in his right shoulder.

MELLA'S CAREER TRANSACTIONS

- Was signed by the Giants as a non-drafted free agent, September 9, 2011.
- On Augusta's disabled list with a strained rotator cuff in his right shoulder, June 25-remainder of the season, 2014; included a rehabilitation assignment at Salem-Keizer, August 7-September 1.
- Was acquired by the Reds, along with OF Adam Duvall, in exchange for RHP Mike Leake, July 30, 2015.
- On Daytona's disabled list with soreness in his right shoulder, September 4-remainder of the season, 2015.
- On suspended list, July 24-28, 2016.
- On Louisville's disabled list with a left oblique strain, August 27-September 3, 2018; was transferred to the Reds' 60-day disabled list, September 4.

Career Pitching

Yr	Club	W-L	ERA	G	GS	CG	SHO	SV	IP	H	R	ER	HR	BB	SO	WP	BK
12	DSL Giants - R	3-3	2.47	14	14	0	0	0	69.1	59	22	19	3	28	75	7	0
13	AZL Giants- R	3-2	2.25	10	9	0	0	0	36.0	34	12	9	0	11	41	4	0
14	Augusta - A	3-3	3.93	12	12	1	0	0	66.1	69	36	29	1	13	63	8	0
	#Salem-Keizer - A	1-1	1.83	6	6	0	0	0	19.2	16	5	4	0	6	20	3	0
15	San Jose - A	5-3	3.31	16	16	0	0	0	81.2	66	38	30	5	26	83	9	0
	Daytona - A	3-1	2.95	4	4	0	0	0	21.1	11	7	7	2	15	23	0	1
16	Daytona - A	8-9	3.90	25	24	0	0	0	131.2	150	67	57	7	56	95	5	2
	Louisville - AAA	1-0	1.29	1	1	0	0	0	7.0	3	1	1	1	1	6	0	0
17	Pensacola - AA	4-10	4.30	27	26	1	1	1	134.0	135	73	64	14	43	109	9	0
	Cincinnati	0-0	6.75	2	0	0	0	0	4.0	5	3	3	1	2	1	0	0
18	Pensacola - AA	7-3	3.07	16	16	0	0	0	85.0	70	37	29	8	31	87	9	1
	Louisville - AAA	2-1	2.74	5	5	0	0	0	23.0	20	9	7	1	6	14	0	1
	Cincinnati	0-0	8.68	4	0	0	0	0	9.1	13	9	9	4	8	8	1	0
Major Totals		0-0	8.10	6	0	0	0	0	13.1	18	12	12	5	10	9	1	0
Minor Totals		40-36	3.41	136	133	2	1	1	675.0	633	307	256	42	236	616	54	5

Injury rehab

Career Hitting

Yr	Club	AVG	G	AB	R	H	2B	3B	HR	RBI	SH	SF	HB	BB	SO	SB	CS	OBP	SLG	E
17	Cincinnati	----	2	0	0	0	0	0	0	0	0	0	0	0	0	0	0	----	----	0
18	Cincinnati	.000	4	2	0	0	0	0	0	0	0	0	0	0	2	0	0	.000	.000	0
Career Totals		.000	6	2	0	0	0	0	0	0	0	0	0	0	2	0	0	.000	.000	0

SINGLE-SEASON CAREER HIGH STREAKS

Scoreless Streak By Game: None; **Scoreless Streak By Inning:** 4.0, 8/2-8/6, 2018; **Winning Streak:** None; **Losing Streak:** None



BRIAN O'GRADY

[@BrianOGrady21](#)

OF
82

Age: 26 Ht.: 6-2 Wt.: 215 Bats: L Throws: R ML Service: 0.000

Born: 5/17/92 Birthplace: Philadelphia, PA Resides: Warminster, PA

Acquired: Was selected by the Reds in the eighth round of the June 2014 first-year player draft. Was signed by Lee Seras.

Contract: Signed through the 2019 season and under team control through 2024.

Non-Roster

CAREER HIGHLIGHTS

- In 2019 participated in his first official Major League spring training camp, though over the previous 4 exhibition seasons he was added to game rosters from minor league camp and played in 15 games for the Reds (5g in 2015, 3g, in 2016, 5g in 2017, 2g in 2018).
- In 2015 and 2018 was an MiLB.com Reds Organization All-Star.
- Was the Reds' Minor League Player of the Month for June 2016.
- Was the Midwest League Player of the Month for June 2015.

2018 SEASON

- Was an MiLB.com Reds Organization All-Star.
- At Class AA Pensacola and Class AAA Louisville combined to hit .280 with 21 doubles, 6 triples, 14 HR, 59 RBI and 9 stolen bases.
- In his first stint at Class AAA, beginning 7/21 through the remainder of the season ranked among the International League's Top 10 in hits, runs, total bases, extra-base hits and OPS (.927).
- Following the season played for Estrellas Orientales and Aguilas de Mexicali in the Mexican Winter League... combined to make 22 apps for those teams (.179, 2 2b, 2 3b, 7rbi).

SEASON HIGHLIGHTS

2016: At Class A Daytona ranked fifth in the Florida State League in walks...was the Reds' Minor League Player of the Month for June (19g, 4hr, .391/.481/.688)...following the season played for the Peoria Javelinas in the prestigious Arizona Fall League.

PERSONAL: Graduated from Archbishop Wood High School in Warminster, PA...played at Rutgers, where he finished his career ranked among the university's leaders in nearly every offensive category...was selected to the 2013 Big East All-Tournament team...follow on Twitter @BrianOGrady21.

O'GRADY'S CAREER TRANSACTIONS

-- Was selected by the Reds in the eighth round of the June 2014 first-year player draft. Was signed by Lee Seras.

Career Hitting

Yr	Club	AVG	G	AB	R	H	2B	3B	HR	RBI	SH	SF	HB	BB	SO	SB	CS	OBP	SLG	E
14	Billings - R	.257	62	214	44	55	17	3	6	42	0	5	0	35	45	7	0	.354	.449	8
15	Dayton - A	.271	71	251	44	68	15	6	6	36	1	4	3	46	55	21	5	.385	.450	4
	Daytona - A	.210	45	138	15	29	3	0	5	18	1	1	3	18	41	4	1	.313	.341	1
16	Daytona - A	.235	107	345	45	81	16	6	9	40	2	4	5	67	96	16	4	.363	.394	4
17	Pensacola - AA	.166	66	169	23	28	4	2	7	21	2	3	2	34	59	7	0	.308	.337	2
	Daytona - A	.245	16	53	4	13	2	1	1	6	1	0	0	7	13	1	1	.333	.377	0
18	Pensacola - AA	.258	63	178	27	46	12	4	6	30	1	5	2	27	41	4	1	.354	.472	3
	Louisville - AAA	.306	42	144	27	44	9	2	8	29	2	1	2	12	39	5	4	.365	.563	1
	Minor Totals	.244	472	1492	229	364	78	24	48	222	10	23	17	246	389	65	16	.353	.425	23



CHRIS OKEY

@Chris_Okey_

C
81

Age: 24 **Ht.:** 5-11 **Wt.:** 200 **Bats:** R **Throws:** R **ML Service:** 0.000

Born: 12/29/94 **Birthplace:** Almonte Springs, FL **Resides:** Mount Dora, FL

Acquired: Was selected by the Reds in the second round of the June 2016 first-year player draft. Was signed by Perry Smith.

Contract: Signed through the 2019 season and under team control through 2024.

Non-Roster

CAREER HIGHLIGHTS

- In 2019 participated in his first Major League spring training camp.
- Entered the 2019 season rated by MLB.com's MLB Pipeline the 27th-best prospect in the organization.
- In 2017 was a Florida State League All-Star and in *Baseball America's* Tools Issue was rated the best defensive catcher in the organization.
- In 2016 was an MiLB.com Reds Organization All-Star.
- In November 2017 attended a leadership training program at West Point.

2018 SEASON

- In 86 apps at Class A Dayton and Class AA Pensacola produced 13 doubles, 7 HR, 29 RBI and 2 steals.
- Was his first stint above Class A.
- Following the season was invited to 2019 Major League spring training camp, his first.

SEASON HIGHLIGHTS

2017: Was rated by MLB.com the 14th-best prospect in the Reds' organization and by *Baseball America* the best defensive catcher in the system...**2016:** Was an MiLB.com Reds Organization All-Star...following the season was rated by MLB.com (12th) and *Baseball America* (14th) among the top prospects in the Reds organization.

PERSONAL: Graduated from Eustis (FL) High School...played at Clemson University and in 186 apps over his 3-year career for the Tigers hit .301 with a .392 on-base percentage and .504 slugging percentage...twice was a finalist for the Johnny Bench Award, given annually to the best collegiate catcher in the nation, and was rated by *Baseball America* the best defensive catcher in the ACC...was on the watch list for the Golden Spikes Award, given annually to the best overall amateur player in the country...twice was named to All-America and All-ACC first teams but over the course of his college career also was named to several second- and third-team All-America teams...played on a pair of USA Baseball collegiate national teams, two USA Baseball 18U national teams and a USA Baseball 16U national team...his father, Chuck, played football at Presbyterian College...his mother, Kim, was a cheerleader at Clemson...follow on Twitter @Chris_Okey_

OKEY'S CAREER TRANSACTIONS

- Was selected by the Padres in the 31st round of the June 2013 first-year player draft. Did not sign.
- Was selected by the Reds in the second round of the June 2016 first-year player draft. Was signed by Perry Smith.

Career Hitting

Yr	Club	AVG	G	AB	R	H	2B	3B	HR	RBI	SH	SF	HB	BB	SO	SB	CS	OBP	SLG	E
16	Dayton - A	.243	42	148	21	36	8	1	6	21	2	1	4	14	49	5	0	.323	.432	4
	Billings - R	.162	9	37	5	6	1	0	0	1	0	1	0	1	8	0	0	.179	.189	2
17	Daytona - A	.185	93	325	27	60	10	1	3	28	0	1	4	32	104	2	1	.265	.249	9
18	Daytona - A	.207	8	29	5	6	0	0	2	3	0	0	1	2	7	0	0	.281	.414	1
	Pensacola - AA	.198	78	263	22	52	13	0	5	26	1	0	4	17	72	2	0	.257	.304	6
Minor Totals		.200	230	802	80	160	32	2	16	79	3	3	13	66	240	9	1	.270	.304	22



JORDAN @JPatterson1521 OF
PATTERSON **86**

Age: 27 Ht.: 6-4 Wt.: 227 Bats: L Throws: L ML Service: 0.032

Born: 2/12/92 Birthplace: Mobile, AL Resides: Mobile, AL

Acquired: Was claimed off waivers from the Mets, November 29, 2018.

Contract: Signed through the 2019 season and under team control through 2024.

Non-Roster

CAREER HIGHLIGHTS

- In 2017 was an MiLB.com Rockies Organization All-Star.
- In 2016 was a mid-season Pacific Coast League All-Star.
- In 2015 was an MiLB.com Rockies Organization All-Star, a California League All-Star and a *Baseball America* High Class A and Minor League All-Star.
- Was a Minor League Player of the Week 4 times, once each in the South Atlantic League and California League and twice in the Pacific Coast League.
- Made all 10 of his Major League apps in September 2016 for the Rockies...was recalled for one day in 2017, on 6/7, but did not play.

SINGLE-SEASON CAREER HIGH STREAKS

Hitting Streak: 2g (2x), 9/21-9/24 & 10/1-10/2, 2016; **Hitless Streak:** 4ab, 9/10-9/20, 2016

2018 SEASON

- In his third straight season at Class AAA Albuquerque, with 26 HR ranked T3rd in the Pacific Coast League and fourth among all Rockies minor league batters.
- On 11/26 was claimed off waivers by the Mets...3 days later was claimed off waivers by the Reds.
- On 11/30 became a free agent after he was non-tendered by the Reds, but that same day was re-signed to a minor league contract with an invitation to 2019 Major League spring training camp.

2016: Was a mid-season Pacific Coast League All-Star...was promoted in September and on 9/8 at SD made his Major League debut as a defensive replacement in RF...walked in his first career plate appearance...recorded his first career hit in his sixth appearance, on 9/21 vs StL singled off Luke Weaver...produced 3 hits in each of his last 2 apps of the season, on 10/1 and 10/2 vs Mil.

MINOR LEAGUES

2017: At Class AAA Albuquerque tied the club single-season record with 4 multi-homer games...led the team and ranked third in the Pacific Coast League with 262 total bases...was an MiLB.com Rockies Organization All-Star...**2015:** Was an MiLB.com Rockies Organization All-Star, a California League All-Star and a *Baseball America* High Class A and Minor League All-Star...led the Cal League in triples despite a mid-season promotion.

PERSONAL: Played 3 sports at Baker High School in Mobile, AL...attended the University of South Alabama, where as a junior he was Sun Belt Conference Player of the Year...follow on Twitter @JPatterson1521.

PATTERSON'S CAREER TRANSACTIONS

- Was selected by the Rockies in the fourth round of the June 2013 first-year player draft.
- Was claimed off waivers by the Mets, November 26, 2018.
- Was claimed off waivers by the Reds, November 29, 2018.

CAREER FIELDING

Pos.	Pct.	G	PO	A	E	TC	DP	PB
1B	1.000	2	22	1	0	23	0	-
LF	1.000	2	3	0	0	3	0	-
RF	1.000	5	1	0	0	1	0	-

Career Hitting

Yr	Club	AVG	G	AB	R	H	2B	3B	HR	RBI	SH	SF	HB	BB	SO	SB	CS	OBP	SLG	E
13	Grand Junction - R	.291	60	206	44	60	12	0	10	37	5	3	16	19	37	10	6	.389	.495	6
14	Asheville - A	.278	125	453	69	126	27	0	14	66	6	10	17	46	118	25	8	.359	.430	9
15	Modesto - A	.304	77	303	62	92	26	*12	10	43	0	0	17	19	88	9	6	.378	.568	3
	New Britain - AA	.286	48	185	26	53	19	0	7	32	0	1	5	11	42	9	4	.342	.503	4
16	Colorado	.444	10	18	1	8	1	0	2	0	0	0	1	1	0	1	0	.474	.500	0
	Albuquerque - AAA	.293	119	427	75	125	24	7	14	61	3	5	13	47	118	10	0	.376	.480	5
17	Albuquerque - AAA	.283	131	484	78	137	32	7	26	92	1	6	15	36	128	3	5	.348	.539	10
18	Albuquerque - AAA	.271	118	413	77	112	23	2	26	76	0	3	22	42	128	6	2	.367	.525	6
Major Totals		.444	10	18	1	8	1	0	2	0	0	0	1	1	0	1	0	.474	.500	0
Minor Totals		.285	678	2471	431	705	163	28	107	407	15	28	105	220	659	72	31	.365	.504	43

* Led California League



WANDY PERALTA

LHP

53

Age: 27 Ht.: 6-0 Wt.: 220 Bats: L Throws: L ML Service: 2.010

Born: 7/27/91 Birthplace: San Francisco de Macoris, DR Resides: San Francisco de Macoris, DR

Acquired: Was signed as a non-drafted free agent, August 17, 2009. Was signed by Richard Jimenez.

Contract: Signed through the 2019 season and under team control through 2022.

CAREER HIGHLIGHTS

- In his career has made 20 apps of more than 1.0 inning and 4 times threw a career-high 2.0 innings.
- In 2014 tied for the California League lead in starts.
- Was named Midwest League Pitcher of the Week for 7/8-7/14, 2013.

SINGLE-SEASON CAREER HIGH STREAKS

Scoreless Streak By Game: 10g (2x), 6/26-7/19, 2017 & 3/30-4/21, 2018; **Scoreless Streak By Inning:** 12.0, 6/26-7/19, 2017; **Winning Streak:** 2g, 4/30-5/11, 2017; **Losing Streak:** 3g, 7/28-8/22, 2017

2018 SEASON

- Began the season with the Reds and posted a 6.14 ERA in 37 apps before he was optioned to Louisville on 6/21...from 6/22-7/25 made all 13 of his relief apps for the Bats before rejoining the Reds for the rest of the season.
- Posted a 3.94 ERA in 22 apps after he was promoted from Louisville on 7/27.
- Allowed just 2 home runs all season, to Col's Carlos Gonzalez (3-run) on 6/5 and to KC's Alex Gordon (solo) on 9/26, both at Great American Ball Park.
- Began the season with a single-season career-high 26.1-inning homerless streak...on 6/5 vs Col allowed a 3-run HR to Carlos Gonzalez, his first HR allowed since 9/2/17 at Pit (Jordan Luplow, 3-run)...snapped his 31.1-inning homerless streak dating back to 2017.
- Made 9 apps of more than 1.0 inning and 3 apps of 2.0 innings, tying his career high.
- In the bottom of the seventh inning on 4/23 vs Atl made his first career plate appearance and struck out vs Jesse Biddle.
- Made his second career plate appearance on 5/7 vs NYM (sacrifice bunt off Hansel Robles) and his third plate appearance on 5/16 at SF (sacrifice bunt off Andrew Suárez).
- Following the season pitched for Aguilas Cigaenas in the Dominican Winter League (11g, 0-3, 2.25, 12ip, 9h, 4r, 3er, 2bb, 6k).

2017: His 69 apps led all Major League rookies and ranked second on the Reds' staff (Michael Lorenzen, 70g)...from 9/3-9/17 missed 14 games with a right hip flexor strain...returned on 9/19 and finished the season with a 1.80 ERA in his final 6 apps (5ip, 1er, .143oba)...a staff-high 14 times pitched on consecutive days...twice in a 9-day span pitched a career-high 3 days in a row (8/9-8/11, 8/15-8/17)...Blake Wood (6/2-6/4) and Raisel Iglesias (8/23-8/25) were the only other Reds to pitch 3 straight days...from 6/26-7/19 produced career-high scoreless streaks of 10 games and 12.0 innings...in his last 7 apps of the first half retired 24 of 25 batters faced (8.2ip, 0h, 1bb, 6k)...11 times threw more than 1.0 inning, including a career-high 2.0 innings on 6/26 at StL...entered that game vs the Cardinals in the sixth inning with the bases loaded and no outs but stranded all 3 baserunners after inducing Yadier Molina into a 5-2-3 GIDP and Luke Voit into a groundout to short...in the 7-1 win on 4/10 at Pit threw a perfect ninth inning...combined with Michael Lorenzen (3ip) and Cody Reed (3ip) to throw 7.0 perfect innings...Reds relievers threw 7.0 hitless innings in a game for the first time in franchise history...in the ninth inning of the 2-0 loss on 4/19 vs Bal recorded 3 strikeouts on 10 pitches, 1 day after Drew Storen recorded an "immaculate inning" of 3 strikeouts on 9 pitches...threw a perfect seventh inning in the 5-4 win on 4/30 at StL and earned his first Major League victory after the Reds snapped the 4-4 tie with a run in the eighth...with 1 out in the eighth inning on 9/2 at Pit, allowed Jordan Luplow's first career HR (3-run) and then left the game with an 0-2 count on Jose Osuna (pain in right hip)...missed 14 games until he pitched again on 9/19...retired the first batter in 52 of his 69 relief apps...stranded 17 of his 26 inherited baserunners...went 0-for-2 in save opps...the Reds went 28-41 in games in which he pitched...during spring training led the pitching staff in apps (11g, 1-0, 6.00, 12ip, 16h, 8er, 4bb, 13k, 1hr).

2016: Spent most of the season in the minor leagues but in his Major League debut made 10 apps in relief as a September callup for the Reds...was 1 of 12 Reds players and 10 pitchers to make his Major League debut and 1 of a club-record 32 pitchers overall...became the 12th Reds player to make his Major League debut this season and the club's 30th pitcher, tying the franchise record for number of pitchers used in a season (2003)...the Reds eventually established a new record by using 32 pitchers...on 9/4 vs StL made his Major League debut by throwing a hitless seventh inning, then in the sixth frame the next day Mon vs NYM retired his only batter (lineout double play) to strand 2 baserunners...his first career strikeout victim was Jedd Gyorko on 9/4 vs StL...spent the minor league season at Pensacola and Louisville, where combined he went 4-2, 2.50 with 3 saves in 2 starts and 48 relief apps (75.2ip, 61h, 26bb, 58k, 3hr)...on 5/13 was promoted from Pensacola to Louisville...on 9/2 was promoted to Cin.

MINOR LEAGUES

2015: Following the season played for Aguilas in the Dominican Winter League (29g, 1-1, 3.48, 20.2ip, 17h, 9bb, 16k)...**2014:** Tied for the California League in starts...**2013:** Was Midwest League Pitcher of the Week for 7/8-7/14.

PERALTA'S CAREER TRANSACTIONS

-- Was signed as a non-drafted free agent, August 17, 2009. Was signed by Richard Jimenez.

Career Pitching

Yr	Club	W-L	ERA	G	GS	CG	SHO	SV	IP	H	R	ER	HR	BB	SO	WP	BK
10	DSL Reds - R	3-3	2.24	15	7	0	0	0	52.1	38	21	13	1	21	40	13	3
11	DSL Reds - R	6-1	2.05	12	12	0	0	0	61.1	48	17	14	0	29	55	5	1
12	AZL Reds - R	3-6	6.55	14	4	0	0	0	45.1	62	47	33	3	22	40	7	0
13	Dayton - A	2-7	3.80	44	4	0	0	1	85.1	91	45	36	9	41	79	14	4
14	Bakersfield - A	7-12	4.82	28	*28	0	0	0	142.0	164	92	76	19	55	93	13	2
15	Pensacola - AA	7-7	5.09	29	20	0	0	0	116.2	129	74	66	7	60	80	8	1
16	Pensacola - AA	0-1	3.06	13	0	0	0	0	17.2	17	6	6	1	3	20	2	0
	Louisville - AAA	4-1	2.33	37	2	0	0	3	58.0	44	18	15	2	23	38	2	0
	Cincinnati	0-0	8.59	10	0	0	0	0	7.1	11	7	7	1	7	5	0	0
17	Cincinnati	3-4	3.76	^69	0	0	0	0	64.2	53	28	27	8	24	57	4	0
18	Cincinnati	2-2	5.36	59	0	0	0	0	45.1	58	32	27	2	31	31	0	0
	Louisville - AAA	1-0	3.14	13	0	0	0	0	14.1	13	5	5	1	7	10	0	0
Major Totals		5-6	4.68	138	0	0	0	0	117.1	122	67	61	11	62	93	4	0
Minor Totals		33-38	4.01	205	77	0	0	4	593.0	606	325	264	43	261	455	64	11

* Tied for California League lead, ^ Led Major League rookies

Career Hitting

Yr	Club	AVG	G	AB	R	H	2B	3B	HR	RBI	SH	SF	HB	BB	SO	SB	CS	OBP	SLG	E
18	Cincinnati	.000	59	1	0	0	0	0	0	0	*2	0	0	0	1	0	0	.000	.000	0
Career Totals		.000	138	1	0	0	0	0	0	0	2	0	0	0	1	0	0	.000	.000	0

* Sacrifice bunts on 5/7/18 vs NYM (off Hansel Robles) and 5/16/18 at SF (Andrew Suárez)



JOSÉ PERAZA

INF

9

Age: 24 Ht.: 6-0 Wt.: 196 Bats: R Throws: R ML Service: 2.141

Born: 4/30/94 Birthplace: Barinas, VZ Resides: Litchfield Park, AZ

Acquired: From the Dodgers, along with IF Brandon Dixon and OF Scott Schebler, as part of a 3-team deal in which the White Sox acquired from the Reds 3B Todd Frazier, December 16, 2015.

Contract: Agreed to terms a 1-year contract through the 2019 season, avoiding arbitration, January 11, 2019. Under team control through 2022.

CAREER HIGHLIGHTS

- In 2018 became only the third player in franchise history to produce at least 182 hits and 23 stolen bases at age 24 or younger (Bobby Tolan, 1969-1970 & Vada Pinson, 1960-1961, 1963).
- Produced 11 hits at StL in the series preceding the 2018 All-Star break (7/13-7/15), tying the club record for most hits over any 3-game span (Vada Pinson vs Mil/Phi, 8/12-8/14, 1959)...Peraza is the only player in Reds history with 11 hits in a 3-game series.
- His .324 batting average in 2016 led all Major Leaguers age 22 and younger while ranking second among all National League rookies and fifth in franchise history for rookies with at least 200 plate apps.
- After the 2016 All-Star Game break hit .355 to lead all Major League rookies...was the ninth-highest BA by any rookie in the second half of a season (minimum 180pa).
- In 2016 was an MiLB.com organization All-Star.
- When acquired by the Reds in December 2015 was rated by *Baseball America* the fourth-best prospect in the Dodgers' organization.
- Entered 2015 rated the top prospect in the Braves' system, that organization's best hitter for average, the fastest base runner in the Southern League and the Carolina League's best base runner and best defensive second baseman.
- In 2014 was the Braves' Minor League Player of the Year, Mississippi's Player of the Month for July and started at 2B for the World Team in the SiriusXM All-Star Futures Game at Min's Target Field.
- In 2013 was Class A Rome's Player of the Year...in 2012 was the GCL Braves' Player of the Year...in 2011 was the Braves' Dominican Summer League Player of the Year.
- Among all minor league batters ranked third with 60 steals in 2014 and sixth with 64sb in 2013.
- Has been successful on 220 of 276 stolen base attempts (80%) in the minor leagues and on 70 of his 94 attempts (75%) in the majors.

2018 SEASON

- Became only the third player in franchise history to produce at least 182 hits and 23 stolen bases at age 24 or younger (Bobby Tolan, 1969-1970 and Vada Pinson, 1960-1961 & 1963).
- Was 1 of only 2 players in the Major Leagues and the only player in the National League with at least 182 hits, 31 doubles, 14 HR and 23 stolen bases (Cle's Francisco Lindor, 183-42-38-25).
- Tied Cle's Francisco Lindor for the Major League lead in hits by a shortstop...among all National League players ranked T3rd in sacrifice bunts, T4th in hits and T5th in multi-hit games.
- Led the National League in most plate apps per strikeout (9.1)...produced 3 team-high streaks of at least 40 plate apps without a strikeout (45pa from 7/11-7/25, 43pa from 4/15-4/25, 40pa from 5/22-6/2).
- Led the team in games, at bats, hits, doubles and sacrifice bunts...is the first Reds shortstop to lead the team in hits (182) since Felipe Lopez had 169 hits in 2005...fell 3 hits shy of Barry Larkin's club record for hits in a season by a player whose primary position was shortstop (185 hits, 1990).

YOUNG GUN

José Peraza is 1 of only 3 players in franchise history, and the only Reds infielder, to produce in a season at least **182 hits** and **23 steals** at **age 24** or younger:

Player	Hits	Steals	Age	Year
José Peraza, SS	182	23	24	2018
Bobby Tolan, OF	186	57	24	1970
Bobby Tolan, OF	194	26	23	1969
Vada Pinson, OF	204	27	24	1963
Vada Pinson, OF	208	23	22	1961
Vada Pinson, OF	187	32	21	1960

SINGLE-SEASON HITS LEADERS, REDS SHORTSTOPS

Barry Larkin	185, 1990	Leo Cardenas ..	173, 1962
José Peraza .. *	182, 2018	Barry Larkin	171, 1999
Barry Larkin	174, 1998	Concepcion	170, 1978

Season totals. More than 70 percent of games played at shortstop
 * Tied Cle's Francisco Lindor for Major League lead in hits by a SS

- In his last 105 apps of the season beginning 5/27 hit .310 (22 2b, 4 3b, 12hr, 46rbi, 15sb, .347obp)...his batting average in that span was the ninth-highest in the Major Leagues and sixth-best in the National League.
- From 5/26-6/24 reached base safely in 23 consecutive apps (.330ba, .392obp)...was the longest on-base streak of his career and the longest by a Reds batter this season.
- Led the team in starts batting leadoff (50gs) and second (72gs)...also hit seventh (22gs) and eighth (8gs).
- Received votes for the NL Player of the Week Award for 4/23-4/29, won by teammate Joey Votto...in 7g that week hit .441 with 2 HR and 5 RBI (.618slg, .457obp).
- Hit 2 HR in his first 76 apps of the season and 12 HR in his last 81 apps, including 6 HR in his last 29 apps.
- Hit a pair of leadoff home runs, the second and third of his career (6/28 vs Mil of Junior Guerra, 8/4/night at Wsh off Jeremy Hellickson).
- On 4/27 at Min produced his only career 2-homer game (off Phil Hughes, David Hale).
- On 7/1 vs Mil produced his only career grand slam (off Aaron Wilkerson)...was the ninth grand slam by a Reds batter in 2018, tying the 2002 club record...the Reds finished the season with a single-season franchise record 11 grand slams.
- On 6/27 at Atl and 6/28 vs Mil homered in consecutive games for the first time in his career, then did it twice more on 8/18 & 8/19 vs SF and on 9/12 vs LAD & 9/14 at Cubs.
- Made his only professional appearance in right field in the eighth and ninth innings of the 6-2 win on 5/11 at LAD.
- On 8/15 vs Cle became the first Reds shortstop with 3 doubles in a game since Orlando Cabrera on 9/15/2010 vs Ari.

2017: Established career highs in games, runs, hits, doubles, triples, HR, RBI, walks and stolen bases...ranked T6th in the National League in stolen bases...played 2B (77g, 69gs), SS (55g, 48gs) and CF (2g, 2gs)...made his starts in CF on 9/10 at NYM and 9/20 vs StL...twice filled in as the starting shortstop when Zack Cozart was disabled...from 6/18-6/29 started at SS in 10 of the Reds' 11 games and from 7/25-8/5 started at SS in all 11 Reds games...in the batting order hit leadoff (11gs), second (28gs), sixth (7gs), seventh (56gs), eighth (8gs) and ninth (9gs)...in his last 48 apps of the season beginning 7/27 hit .293 (3 2b, 12hr, 11rbi, 8sb, .361obp), raising his overall batting average from .246 to season-ending .259...between 4/5-4/20 did not strike out over 53 consecutive plate apps, the third-longest such streak in the Major Leagues in 2017 behind Buster Posey (55pa, 5/12-5/28) and Brian McCann (55pa, 7/26-8/27)...between walks on 5/21 vs Col off Kyle Freeland and 7/25 at NYY off Dellin Betances, did not draw an unintentional walk in 197 plate apps...was the longest such streak in the Major Leagues in 2017...between Freeland's walk on 5/21 and an intentional walk on 7/18 vs Ari, went 183 plate apps between walks of any kind...produced career-high hitting streaks of 9 games (4/24-5/5) and then 13 games (5/13-5/28)...with 2 outs in the eighth inning of 4-2 win on 8/24 vs Cubs, produced a 2-run double off Pedro Strop that erased a 2-1 deficit...following the season played for Magallanes in the Venezuelan Winter League (9g, .316, 1 2b, 1 3b, 4rbi, 1sb)...during spring training led the team in hits (23) and at bats (67)...hit safely in 14 of his 21 spring apps, including 5 of his last 6g (8-20, .400, 2hr, 4rbi).

NL ROOKIE BATTING AVERAGE LEADERS

In 2016, **José Peraza** ranked second among National League rookies in **batting average**:

Player		BA	HR	SB
Trea Turner	WSH	.342	13	33
José Peraza	CIN	.324	3	21
Corey Seager	LAD	.308	26	3
Aledmys Diaz	StL	.300	17	4

HIGHEST SEASON BATTING AVERAGE, REDS ROOKIES

José Peraza's .324 batting average in 2016 was the fifth-highest in Reds history for rookies with at least 200 plate appearances.

Player	Year	BA	HR	SB
Cuckoo Christensen	1926	.350	0	8
Hal Morris	1990	.340	7	9
Norris Hopper	2007	.329	0	14
Harlin Pool	1934	.327	2	3
José Peraza	2016	.324	3	21
Hughie Critz	1924	.322	3	19
Kal Daniels	1986	.320	6	15

Courtesy Elias Sports Bureau

22 YEARS AND YOUNGER

José Peraza in 2016 led all Major Leaguers **age 22 or younger** in **batting average**.

Player		BA	PA	Age
José Peraza	CIN	.324	256	22
David Dahl	COL	.315	237	22
Corey Seager	LAD	.308	687	22
Francisco Lindor	CLE	.301	684	22
Jorge Polanco	MIN	.282	270	22
Carlos Correa	HOU	.274	660	21
Rougned Odor	TEX	.271	632	22
Nomar Mazara	TEX	.266	568	21
Alex Bregman	HOU	.264	217	22
Ketel Marte	SEA	.259	466	22
Addison Russell	CHI	.238	598	22
Byron Buxton	MIN	.225	331	22
Orlando Arcia	MIL	.219	216	21

Minimum 150 PA, Player ages on 6/30

2016: Was an MiLB.com organization All-Star and following the season was rated by *Baseball America* the 17th-best prospect in the International League...made just 72 apps and 56 starts with the Reds but still ranked among the National League rookie leaders in hitting (2nd), stolen bases (4th), on-base percentage (6th), multi-hit games (22, 7th) and hits (8th)...his .324 batting average was the fifth-highest in Reds history for rookies with at least 200 plate apps and the highest this season by any player age 22 or younger...his .355 BA after the All-Star break also led all NL rookies...in 39 apps after he was promoted on 8/20 ranked third in the Major Leagues in hitting at .366 (56-153, 8 2b, 2 3b, 2hr, 17rbi, 11sb)...teammate Joey Votto was first at .382 and STL's Yadier Molina second at .367...Peraza's 56 hits beginning 8/20 were third-most in the majors (Trea Turner 61, Votto 58)...his three 4-hit games ranked second on the team to Joey Votto's five 4-hit games...as one of the Reds' most versatile players appeared in games at 2B (12g, 7gs), SS (31g, 29gs), LF (8g, 8gs) and CF (13g, 11gs)...his starts in LF were his first professional apps at that position...after Zack Cozart was injured, beginning 9/12 started at SS in 17 of the Reds' last 20 games...with Billy Hamilton injured, from 9/5-9/13 started in CF in 7 of the Reds' 9 games...in his first 2 stints with the Reds, from 5/13-5/17 made 4 apps and 3 starts for Cin after he was promoted to fill the roster spot vacated by OF Billy Hamilton, who went on the bereavement list, and from 6/14-7/31 made 29 apps and 17 starts...on 8/20 was promoted for his third stint with the Reds and in that night's 11-1 win vs LAD produced a 2-run HR and established career highs with 3 hits and 3 RBI...on 5/14 vs Phi made his Reds debut with a start in CF (1-4)...singled on the first pitch he saw...on 7/17 vs Mil was caught stealing by Zach Davies and Jonathan Lucroy, the first caught stealing of his career...had been 13-for-13 in stolen base attempts, including 10-for-his-first-10 in 2016...in the 3-2 win on 7/31 at SD started in LF and in his first plate appearance hit his first career home run, a 2-run shot off Paul Clemens that erased a 1-0 deficit...hit his second HR in his next appearance for the Reds, a 2-run HR off Brett Anderson on 8/20 vs LAD...for Louisville made 58 starts at SS, 6 starts in CF and 5 starts at 2B...in 23 spring training apps hit .281 (1 2b, 2 3b, 1hr, 7rbi, 6sb)...played 2B (9g), SS (9g), CF (4g) and LF (1g)...as one of the club's final roster moves, was optioned to Louisville 2 days before Opening Day.

2015: Hit .293 with 33 stolen bases in 118 apps for the Class AAA affiliates of the Braves and Dodgers and in his Major League debut played in 7g for LAD...overall played 18g in CF, including 1 appearance at that position for the Dodgers...were his first professional apps in the outfield...for LAD made 6 starts at 2B...made his Major League debut on 8/10 vs Wsh, started at 2B and tripled off Gio Gonzalez for his first career hit...did not play after 9/13 because of a strained left hamstring...entered the season rated the top prospect in the Braves' system and that organization's best hitter for average...by mid-season was rated the 26th-best prospect in all of baseball before he was traded to LAD on 7/30...also entered 2015 rated the fastest baserunner in the Southern League and the Carolina League's best baserunner and best defensive second baseman.

ROOKIES AFTER ALL-STAR BREAK

After the **2016 All-Star** break, **José Peraza** led all Major League rookies in hitting.

Player	BA	G	AB
José Peraza	CIN	.355	47 172
Trea Turner	WSH	.340	70 300
T.J. Rivera	NYM	.333	33 105
Tony Wolters	COL	.321	29 84
Corey Seager	LAD	.321	67 274

HIGHEST AVERAGE BY ROOKIES, 2ND HALF

José Peraza hit **.355** after the **2016 All-Star** break, the ninth-highest BA by any rookie in the second half of a season (min. 180pa).

Player	Year	BA	H
Al Bumbry, Bal	1973	.376	62
Chris Coghlan, Fla	2009	.372	113
Norris Hopper, Cin	2007	.365	70
Austin Kearns, Cin	2002	.361	57
Charlie Keller, NYY	1939	.360	81
Walt Judnich, StL-A	1940	.360	95
Todd Helton, Col	1998	.359	93
Ichiro Suzuki, Sea	2001	.356	109
José Peraza, Cin	2016	.355	61

Courtesy Elias Sports Bureau

LEADOFF HOME RUNS (3)

Date	Pitcher
8/4/18/night at Wsh	Jeremy Hellickson
6/28/18 vs Mil	Junior Guerra
6/14/17 at SD	Jhoulys Chacin

GRAND SLAMS (1)

Date	Pitcher
7/1/18 vs Mil	Aaron Wilkerson

MULTI-HOMER GAMES (1)

Date	Pitchers
4/27/18 at Min	Phil Hughes, David Hale

MINOR LEAGUES

2014: At Class A Lynchburg and Class AA Mississippi was the Braves' Minor League Player of the Year after ranking among the organization's leaders in runs (79, 1st), hits (159, 1st), triples (11, 1st), steals (60, 1st), hitting (.339, 3rd), slugging percentage (.441, 6th), OPS (.805, 6th) and on-base percentage (.364, 8th)...was Mississippi's Player of the Month for July (24g, .359, 16sb)...started at 2B for the World Team in the SiriusXM All-Star Futures Game at Min's Target Field...**2013:** Was Class A Rome's Player of the Year...led the Braves' organization with 64 stolen bases...**2012:** Was the GCL Braves' Player of the Year and Player of the Month for July...despite playing in just 32g for Rookie Danville led that club in steals...**2011:** Was the Braves' Dominican Summer League Player of the Year and Batter of the Month for July...is not active on Twitter.

PERAZA'S CAREER TRANSACTIONS

- Was signed by the Braves as a non-drafted free agent, July 2, 2010. Was signed by Rolando Petit.
- On Mississippi's disabled list with a strained left groin, August 15-30, 2014.
- Was acquired by the Dodgers, along with LHP Alex Wood, LHP Luis Avilan, RHP Jim Johnson, RHP Bronson Arroyo and cash, as part of 3-team deal in which Los Angeles sent 3B Hector Olivera, LHP Paco Rodriguez and RHP Zack Bird to Atlanta plus RHP Jeff Brigham, RHP Victor Araujo and RHP Kevin Guzman to Miami, while the Marlins sent RHP Mat Latos, 1B Mike Morse and cash to Los Angeles plus a 2016 supplemental first-round pick to Atlanta, July 30, 2015.
- Was acquired by the Reds, along with IF Brandon Dixon and OF Scott Schebler, as part of a 3-team deal in which the White Sox received from the Reds 3B Todd Frazier and the Dodgers received from the Sox CF Trayce Thompson, IF Micah Johnson and RHP Frankie Montas, December 16, 2015.

CAREER FIELDING

Pos.	Pct.	G	PO	A	E	TC	DP	PB
2B	.984	95	142	226	6	374	61	-
SS	.967	242	249	594	29	872	112	-
CF	1.000	16	29	0	0	29	0	-
LF	1.000	8	13	0	0	13	0	-
RF	1.000	*1	1	0	0	1	0	-

* Only career appearance in RF on 5/11/18 at LAD (8th, 9th innings)

Career Hitting

Yr	Club	AVG	G	AB	R	H	2B	3B	HR	RBI	SH	SF	HB	BB	SO	SB	CS	OBP	SLG	E
11	DSL Braves - R	.281	66	235	29	66	5	3	1	22	6	3	10	15	27	28	7	.346	.340	16
12	GCL Braves - R	.318	21	85	17	27	3	3	0	10	3	0	0	4	6	10	3	.348	.424	7
	Danville - R	.281	32	121	21	34	4	0	1	18	2	0	4	9	18	15	2	.351	.339	8
13	Rome - A	.288	114	448	72	129	18	8	1	47	9	7	6	34	64	64	15	.341	.371	29
14	Lynchburg - A	.342	66	284	44	97	13	8	1	27	3	4	3	10	32	35	7	.365	.454	8
	Mississippi - AA	.335	44	185	35	62	7	3	1	17	2	0	1	7	15	25	8	.363	.422	2
15	Gwinnett - AAA	.294	96	391	52	115	10	7	3	37	12	7	2	15	35	26	7	.318	.379	19
	Oklahoma City - AAA	.289	22	90	11	26	3	1	1	5	2	0	0	2	10	7	0	.304	.378	3
	Los Angeles (NL)	.182	7	22	3	4	1	1	0	1	1	0	0	2	2	3	0	.250	.318	2
16	Louisville - AAA	.281	71	288	40	81	15	3	2	21	10	1	2	21	43	10	7	.333	.375	12
	Cincinnati	.324	72	241	25	78	8	2	3	25	0	3	5	7	33	21	10	.352	.411	3
17	Cincinnati	.259	143	487	50	126	9	4	5	37	3	1	7	20	70	23	8	.297	.324	8
18	Cincinnati	.288	157	632	85	*182	31	4	14	58	8	5	9	29	*75	23	6	.326	.416	22
	Major Totals	.282	379	1382	163	390	49	11	22	121	12	9	21	58	180	70	24	.319	.381	35
	Reds Totals	.284	372	1360	160	386	48	10	22	120	11	9	21	56	178	67	24	.320	.382	33
	Minor Totals	.299	532	2127	321	637	78	36	11	204	49	22	28	117	250	220	56	.341	.386	104

* Tied Cle's Francisco Lindor for the Major League lead in hits by a shortstop, ^ Led all National League batters in most plate apps per strikeout (9.1)

SINGLE-SEASON CAREER HIGH STREAKS

Hitting Streak: 13g, 5/13-5/28, 2017; **Hitless Streak:** 18ab, 5/16-5/22, 2018



ALEX POWERS

@adpowers31

RHP

83

Age: 27 **Ht.:** 6-4 **Wt.:** 205 **Bats:** R **Throws:** R **ML Service:** 0.000

Born: 2/26/92 **Birthplace:** Hyannis, MA **Resides:** Brewster, MA

Acquired: Was signed as a minor league free agent, February 4, 2016. Was signed by Jeff Graupe.

Contract: Signed through the 2019 season and under team control through 2024.

Non-Roster

CAREER HIGHLIGHTS

- In 2019 participated in his first Major League spring training camp.
- In 2018 was a mid-season Southern League All-Star.

2018 SEASON

- In his second consecutive season at Class AA Pensacola was a mid-season Southern League All-Star.
- Led the Blue Wahoos' pitching staff with 18 saves and tied for second on the team in apps.
- Among Southern League pitching leaders ranked second in saves and third in games finished (29).
- Among all Reds minor league pitchers ranked third in saves.
- Following the season pitched for the Scottsdale Scorpions of the prestigious Arizona Fall League (9g, 0-1-2, 5.23, 10.1ip, 10h, 4bb, 15k, 3hr)...converted 2 of his 4 save opps.

SEASON HIGHLIGHTS

2017: At Class AA Pensacola averaged 12.55 strikeouts per 9 innings, the second-highest rate in the Southern League...**2016:** At Class A Daytona ranked third in the Florida State League in apps...**2015:** On 3/23 was released by the White Sox...spent that summer playing in New Jersey for an independent league team (40g, 0-5, 3.29, 52ip, 56h, 11bb, 46k, 3hr).

PERSONAL: Graduated from Nauset Regional High School in Eastham, MA...attended Southern New Hampshire University...follow on Twitter @adpowers31.

POWERS' CAREER TRANSACTIONS

- Was selected by the White Sox in the 25th round of the June 2013 first-year player draft.
- Was released by the White Sox, March 23, 2015.
- Was signed by the Reds to a minor league contract, February 4, 2016.

Career Pitching

Yr	Club	W-L	ERA	G	GS	CG	SHO	SV	IP	H	R	ER	HR	BB	SO	WP	BK
13	Bristol White Sox - R	1-1	2.79	6	0	0	0	3	9.2	8	5	3	0	4	13	1	0
	Kannapolis - A	0-0	7.56	8	0	0	0	0	8.1	9	8	7	2	4	9	0	0
14	Kannapolis - A	0-2	4.84	13	0	0	0	1	22.1	25	12	12	2	8	16	2	0
	Great Falls - R	3-1	1.54	11	0	0	0	2	23.1	15	5	4	0	3	29	0	0
16	Daytona - A	9-0	3.13	48	0	0	0	1	63.1	51	27	22	1	20	66	1	0
17	Pensacola - AA	1-4	4.3	34	1	0	0	1	60.2	66	32	29	5	27	85	2	0
18	Pensacola - AA	2-2	2.34	39	0	0	0	18	42.1	30	12	11	3	11	55	3	0
Minor Totals		16-10	3.44	159	1	0	0	26	230.0	204	101	88	13	77	273	9	0



YASIEL PUIG

@YasielPuig

OF
66

Age: 28 **Ht.:** 6-2 **Wt.:** 240 **Bats:** R **Throws:** R **ML Service:** 5.102

Born: 12/7/90 **Birthplace:** Cienfuegos, Cuba **Resides:** Miami, FL

Acquired: From the Dodgers, along with C/IF Kyle Farmer, OF Matt Kemp, LHP Alex Wood and cash, in exchange for RHP Homer Bailey, IF Jeter Downs and RHP Josiah Gray, December 21, 2018.

Contract: Agreed to terms a 1-year contract through the 2019 season, avoiding arbitration, January 11, 2019. Under team control through 2019.

CAREER HIGHLIGHTS

- Name is pronounced yah-SEE-el PWEEG.
- Was selected by fans to start the 2014 National League All-Star Game at Min's Target Field...participated in the Home Run Derby.
- Following the 2013 season finished second in the Baseball Writers' Association of America's National League Rookie of the Year Award voting and 15th in the Most Valuable Player Award balloting...was named to *Baseball America's* All-Rookie team.
- Following his 2014 All-Star season finished 19th in the BBWAA's National League MVP Award voting.
- Was National League Rookie of the Month in June 2013.
- Was National League Player of the Month in June 2013 and May 2014.
- 3 times was named National League Player of the Week (6/4-6/10, 2013; 9/13-9/19, 2014; 9/10-9/16, 2018).
- In 2017 was the Wilson Defensive Player of the Year as the Major Leagues' best defender in right field.
- Among all players since his Major League debut on 6/3/13 ranks 22nd in slugging percentage (.478) and 32nd in on-base percentage (.353).
- During his 6-year tenure with the Dodgers led the club in triples (19), HR (108) and extra-base hits (256).
- His 58 career Postseason apps for the Dodgers are the most in that franchise's history (.280, 6 2b, 3 3b, 5hr, 23rbi, 2sb)...played in 6 Division Series, 4 League Championship Series and the 2017 & 2018 World Series.
- Over the 2017 and 2018 Postseasons hit .292 (31g, 31-106, 5 2b, 1 3b, 5hr, 18rbi), the fourth-highest batting average among the 28 players who recorded at least 50 at-bats...his 18 RBI the past 2 Postseasons are tied for second-most.
- His 3 home runs in the World Series (2 in 2017, 1 in 2018) tie Jose Canseco and Hall of Famer Tony Perez for the most HR in World Series history by a player born in Cuba.
- Played professionally for Cuba in his hometown of Cienfuegos during the 2008-2009 and 2010-2011 Cuban Series...did not play in 2009-2010 or in 2011-2012...in his first professional season hit .276 with 5 HR and 26 RBI...in 89 apps for Cienfuegos during the 2010-2011 campaign hit .330 with 19 doubles, 6 triples, 17 HR, 47 RBI and a .430 on-base percentage...that season ranked among the league leaders in OPS (1.011, 2nd), total bases (2nd), doubles (T1st) and home runs (T2nd).
- Is 1 of 5 players born in Cuba participating in the Reds' 2019 Major League spring training camp (RHP Raisel Iglesias, minor leaguers RHP Odrisamer Despaigne, RHP Vladimir Gutierrez, IF Alfredo Rodriguez).

2018 SEASON

- Was National League Player of the Week for 9/10-9/16 (7g, .429, 1 2b, 5hr, 9rbi, .500obp, 1.190slg), his third career weekly award.
- Led National League right fielders in errors (8) and assists (10) and led all NL outfielders in double plays turned (4)...led Dodgers batters in stolen bases.
- Was 1 of 7 Dodgers batters to produce at least 20 HR, the most ever for a National League team (Max Muncy 35, Joc Pederson 25, Cody Bellinger 25, Yasmani Grandal 24, Puig 23, Kiké Hernández 21, Matt Kemp 21)...the Dodgers led the NL with a team-record 235 HR, seventh-most in league history.
- On 8/11 at Col hit the 100th HR of his career (solo off Kyle Freeland).
- As the Dodgers pushed for a playoff spot in September, that month ranked among the National League leaders in HR (8, T3rd) and OPS (1.074, 4th).
- Was named NL Player of the Week following performances at StL on 9/14 (2 solo HR) and 9/15 (3hr, 7rbi, both single-game career highs)...his 5 HR in 2 days tied a Dodgers record held by Shawn Green, who hit 5 HR on 5/23 & 5/24, 2002...became the ninth Dodgers batter with consecutive multi-homer games and the 24th to hit at least 3 homers in a game.

2017: Established career highs in games played, HR, RBI and stolen bases...led the Dodgers with 42 multi-hit games...among the National League leaders ranked T19th in stolen bases, 21st in slugging percentage and T23rd in home runs...was the Wilson Defensive Player of the Year as the Major Leagues' best defender in right field...on 7/14 at Mia hit go-ahead HR in both the fifth and ninth innings...for the first time in his career hit 2 go-ahead HR in the same game and, according to Elias Sports Bureau, became the first Dodgers batter to do it since the team moved to California in 1958.

2014: In his first full Major League season was elected by fans to start the National League All-Star Game...participated in the Home Run Derby...ranked among the National League leaders in triples (T5th), on-base percentage (6th), batting average (8th) and slugging percentage (11th)...led all National League outfielders in assists (15) and double plays (3)...was National League Player of the Month for May, when he tied Willie Davis' LA record for hits in that month (43)...on 7/25 at SF became the first Dodgers batter to produce 3 triples in a game since Jimmy Sheckard on 4/18/1901 vs the Phillies.

2013: Finished second in the BBWAA's National League Rookie of the Year Award voting and 15th in the Most Valuable Player Award balloting...was named to *Baseball America's* All-Rookie team...was promoted on 6/3 and was both the National League Player of the Month and Rookie of the Month for June after leading all Major League players in hitting (.436), hits (44) and slugging percentage (.713)...was the first player to win the Player of the Month Award in his first month in the Major Leagues since the award was instituted in 1958...with 44 hits in June established a Dodgers rookie record for any calendar month, the second-highest total all-time for any player in his first month (Joe DiMaggio, 48 hits in May 1936)...led all Major League rookies in batting average, on-base percentage and slugging percentage...produced one of the best rookie seasons ever by a Dodgers player, ranking among the club's all-time rookie single-season leaders in hitting (2nd), on-base percentage (2nd), slugging percentage (3rd), HR (5th), runs (T7th), doubles (T8th) and hits (T12th)...from the time of his 6/3 promotion through the end of the season ranked among the National League leaders in batting average (7th), hits (5th), runs (4th), HR (T7th), on-base percentage (8th) and slugging percentage (4th)...made his Major League debut on 6/13 vs SD and singled in his first career plate appearance on his way to finishing 2-for-4...ended that 2-1 win at Dodger Stadium by doubling off Chris Denorfia at first base after catching a line drive in RF...hit his first 2 career HR in his second appearance, on 6/14 vs SD (3-run off Clayton Richard, 2-run off Tyson Ross)...on 6/6 vs Atl hit his first career grand slam (off Cory Gearrin)...became the first Dodgers batter ever to produce 4 HR in his first 5 career games...started all 10 Postseason games for the Dodgers and established a franchise rookie record with 13 hits.

PERSONAL: Founded the Wild Horse Foundation, which aids economically disadvantaged children and families by focusing on helping the community prioritize health and education...in December 2015 traveled with Major League Baseball on its goodwill tour of his native Cuba.

PUIG'S CAREER TRANSACTIONS

- Was signed by the Dodgers as an undrafted free agent, June 29, 2012. Was scouted and signed by Mike Brito, Paul Fryer and Logan White.
- On Dodgers' disabled list with a strained left hamstring, April 25-June 5, 2015; included rehab assignments at Rancho Cucamonga, May 7-8 and June 4-5.
- On Dodgers' disabled list with a strained right hamstring, August 28-remainder of the season, 2015.
- On Dodgers' disabled list with a strained left hamstring, June 3-20, 2016; included a rehabilitation assignment at Rancho Cucamonga, June 13-20.
- On Dodgers disabled list with a bruised hip, April 29-May 8, 2018; included a rehabilitation assignment at Rancho Cucamonga, May 8.
- On Dodgers' disabled list with a strained right oblique, July 9-27, 2018; included a rehabilitation assignment at Oklahoma City, July 24-27.
- Was acquired by the Reds, along with C/IF Kyle Farmer, OF Matt Kemp, LHP Alex Wood and cash, in exchange for RHP Homer Bailey, IF Jeter Downs and RHP Josiah Gray, December 21, 2018.

GRAND SLAMS (1)	
Date	Pitcher
6/6/13 for LA vs Atl	Cory Gearrin
MULTI-HOMER GAMES (7)	
Date	Pitchers
9/15/18 for LA at StL (3) ...	Gant, Mayers, Weaver
9/14/18 for LA at StL	Flaherty, Webb
8/2/18 for LA vs Mil	Chacin, Perez
7/14/17 for LA at Mia	Straily, Ramos
6/17/17 for LA at Cin	Brice, Buchanan
4/6/17 for LA vs SD	Jered Weaver
6/4/13 for LA vs SD	Richard, Ross
WALKOFF HOME RUNS (1)	
Date (Inning)	Pitcher
7/28/13 for LA vs Cin (11)	Curtis Partch
PINCH-HIT HOME RUNS (2)	
Date	Pitcher
9/9/18 for LA vs Col	Scott Oberg
9/12/16 for LA at NYY	James Pazos
CONSECUTIVE GAMES (MINIMUM 3)	
Date	Dates
3 straight games	7/7-7/28, 2018

CAREER FIELDING								
Pos.	Pct.	G	PO	A	E	TC	DP	PB
CF	.977	67	121	8	3	132	1	-
LF	.900	7	9	0	1	10	0	-
RF	.983	615	1020	41	18	1079	7	-

In 2018 led National League right fielders in errors (8) and assists (10) and led all NL outfielders in double plays (4)
In 2014 led all National League outfielders in assists (15) and double plays (3)

Career Hitting

Yr	Club	AVG	G	AB	R	H	2B	3B	HR	RBI	SH	SF	HB	BB	SO	SB	CS	OBP	SLG	E
12	AZL Dodgers - R	.400	9	30	10	12	0	3	4	11	0	0	0	6	7	1	1	.500	1.000	2
	R. Cucamonga - A	.327	14	52	10	17	2	0	1	4	0	0	1	6	8	7	4	.407	.423	0
13	Chattanooga - AA	.313	40	147	26	46	12	3	8	37	0	2	3	15	29	13	5	.383	.599	0
	Los Angeles (NL)	.319	104	382	66	122	21	2	19	42	0	3	11	36	97	11	8	.391	.534	5
14	Los Angeles (NL)	.296	148	558	92	165	37	9	16	69	2	1	12	67	124	11	7	.382	.480	3
15	Los Angeles (NL)	.255	79	282	30	72	12	3	11	38	0	1	2	26	66	3	3	.322	.436	1
	#R. Cucamonga - A	.286	4	14	3	4	1	0	2	2	0	0	0	1	4	0	1	.333	.786	0
16	Los Angeles (NL)	.263	104	334	45	88	14	2	11	45	0	3	7	24	74	5	2	.323	.416	4
	#R. Cucamonga - A	.417	5	12	2	5	0	0	1	2	0	0	0	3	3	1	2	.533	.667	0
	Oklahoma City - AAA	.348	19	69	12	24	3	1	4	12	0	0	0	6	8	0	1	.400	.594	0
17	Los Angeles (NL)	.263	152	499	72	131	24	2	28	74	0	5	2	64	100	15	6	.346	.487	1
18	Los Angeles (NL)	.267	125	405	60	108	21	1	23	63	0	2	1	36	87	15	5	.327	.494	8
	#R. Cucamonga - A	.000	1	4	0	0	0	0	0	0	0	0	0	0	1	0	0	.000	.000	0
	#Oklahoma City - AAA	.222	3	9	2	2	0	0	0	1	0	1	0	1	1	0	1	.273	.222	0
Major Totals		.279	712	2460	365	686	129	19	108	331	2	15	35	253	548	60	31	.353	.478	22
Minor Totals		.326	95	337	65	110	18	7	20	69	0	3	4	38	61	22	15	.398	.599	2

Injury rehab

All-Star Record

Yr	Club, Site	AVG	G	AB	R	H	2B	3B	HR	RBI	SH	SF	HB	BB	SO	SB	CS	OBP	SLG	E
14	NL, Minnesota	.000	1	3	0	0	0	0	0	0	0	0	0	0	3	0	0	.000	.000	0

Division Series Record

Yr	Club, Opponent	AVG	G	AB	R	H	2B	3B	HR	RBI	SH	SF	HB	BB	SO	SB	CS	OBP	SLG	E
13	LAD vs Atl	.471	4	17	5	8	1	0	0	2	0	0	1	0	4	0	1	.500	.529	0
14	LAD vs StL	.250	4	12	4	3	0	1	0	1	0	0	1	1	8	0	0	.357	.417	0
15	LAD vs NYM	.000	3	6	0	0	0	0	0	0	0	0	0	3	0	0	0	.000	.000	0
16	LAD vs Wsh	.000	4	5	0	0	0	0	0	0	0	0	0	3	2	0	0	.375	.000	0
17	LAD vs Ari	.455	3	11	0	5	1	1	0	4	0	0	0	2	1	0	1	.538	.727	0
18	LAD vs Atl	.333	4	9	2	3	0	0	0	0	0	0	0	4	3	2	1	.538	.333	0
Division Series Totals		.317	22	60	11	19	2	2	0	7	0	0	2	10	21	2	3	.431	.417	0

League Championship Series Record

Yr	Club, Opponent	AVG	G	AB	R	H	2B	3B	HR	RBI	SH	SF	HB	BB	SO	SB	CS	OBP	SLG	E
13	LAD vs StL	.227	6	22	1	5	0	1	0	2	0	0	0	1	10	0	0	.261	.318	2
16	LAD vs Chi	.286	6	14	1	4	0	0	0	0	0	0	0	0	1	0	0	.286	.286	0
17	LAD vs Chi	.389	5	18	6	7	1	0	1	2	0	0	0	4	2	0	1	.500	.611	0
18	LAD vs Mil	.333	7	21	1	7	3	0	1	4	0	0	0	1	6	0	0	.364	.619	0
LCS Totals		.307	24	75	9	23	4	1	2	8	0	0	0	6	19	0	1	.358	.467	2

World Series Record

Yr	Club, Opponent	AVG	G	AB	R	H	2B	3B	HR	RBI	SH	SF	HB	BB	SO	SB	CS	OBP	SLG	E
17	LAD vs Hou	.148	7	27	2	4	0	0	2	4	0	0	1	0	5	0	0	.179	.370	0
18	LAD vs Bos	.250	5	20	1	5	0	0	1	4	0	0	0	1	1	0	0	.286	.400	0
World Series Totals		.191	12	47	3	9	0	0	3	8	0	0	1	1	6	0	0	.224	.383	0

Career in Cuba

Yr	Club	AVG	G	AB	R	H	2B	3B	HR	RBI	SH	SF	HB	BB	SO	SB	CS	OBP	SLG	E
08-09	Cienfuegos	.276	70	174	42	48	5	3	5	26	1	1	7	20	49	8	2	.371	.425	2
10-11	Cienfuegos	.330	89	327	78	108	19	6	17	47	0	0	8	49	39	5	4	.430	.581	2
Cuban National Series		.311	159	501	120	156	24	9	22	73	1	1	15	69	88	13	6	.410	.527	4

SINGLE-SEASON CAREER HIGH STREAKS

Hitting Streak: 16g, 4/30-5/17, 2014; Hitless Streak: 22ab, 8/20-8/30, 2014

NATIVES OF CUBA WHO PLAYED OR COACHED FOR REDS

Rafael Almedia, IF 1911-13	Reggie Otero, coach..... 1959-65	Jose Cardenal, coach.... 1993, 2002-03
Armando Marsans, OF 1911-14	Rogelio Alvarez, IF 1960, '62	Oswaldo Fernandez, P..... 2000-01
Mike Gonzalez, C 1914	Joe Azcue, C 1960	Aroldis Chapman, P..... 2010-15
Manuel Cueto, IF/OF 1917-19	Leo Cardenas, IF 1960-68	Yonder Alonso, 1B..... 2010-11
Adolfo Luque, P 1918-29	Tony Gonzalez, OF 1960	Brayan Peña, C 2014-15
Pedro Dibut, P 1924-25	Cookie Rojas, IF 1962	Raisel Iglesias, P 2015-18
Tommy de la Cruz, P 1944	Tony Perez, IF 1964-76, '84-86	
Vincente Amor, P 1957	Chico Ruiz, IF 1964-69	
Raul Sanchez, P 1957, '60	Mike de la Hoz, IF 1969	
Danny Morejon, OF 1958	Camilo Pasqual, P 1969	
Orlando Pena, P 1958-60	Pedro Ramos, P 1969	
Mike Cuellar, P 1959	Tony Menendez, P 1992	

Cardenas, Luque and Perez are in the Reds Hall of Fame. Perez is the only native of Cuba in the National Baseball Hall of Fame who played in the Major Leagues. Cooperstown Hall of Famers P Martin Dihigo, P Jose Mendez and OF Cristobal Torriente were born in Cuba but played in the Negro Leagues.



**CODY
REED**

@Cody_Reed23

LHP

23

Age: 25 **Ht.:** 6-5 **Wt.:** 230 **Bats:** L **Throws:** L **ML Service:** 1.067

Born: 4/15/93 **Birthplace:** Memphis, TN **Resides:** Lakeland, TN

Acquired: From the Royals, along with LHP Brandon Finnegan and LHP John Lamb, in exchange for RHP Johnny Cueto, July 26, 2015.

Contract: Signed through the 2019 season and under team control through 2023.

CAREER HIGHLIGHTS

- Over 2 seasons from 2015-2016, his slider was rated the best in the organization.
- In 2015 was a mid-season Carolina League All-Star, Texas League Pitcher of the Week once (7/21-7/27) and Southern League Pitcher of the League twice (8/4-8/10, 9/1-9/7).

10-STRIKEOUT GAMES (1)

Date	Strikeouts
9/15/18 at Chc (5.0ip).....	10

2018 SEASON

- In 3 stints with the Reds went 1-2, 4.60 in 7 starts (31.1ip) and 0-1, 2.31 in 10 relief apps (11.2ip).
- Between his first 2 starts for the Reds, his season debut on 4/9 at Phi and then again 8/30 vs Mil, made all 10 of his apps in relief...made his last 6 apps of the season in the starting rotation (1-2, 4.13)...in his last 3 starts went 1-1, 1.84 (14.2ip, 3er).
- In spring training made 1 start and 5 relief apps before he was optioned to Louisville on 3/25, the day the Reds left Goodyear...was added to the roster after the Opening Day rainout forced the Reds to add a fifth starter.
- Was scheduled to start the Reds' fifth game of the season, on 4/3 vs Cubs, but it, too, was rained out...instead, he threw a simulated game the next day in Louisville, then made his regular season debut in a start on 4/9 at Phi.
- Made 1 start and 3 relief apps before he was optioned to Louisville on 4/20, when OF Scott Schebler came off the disabled list...was recalled on 7/4, the day after the Reds' 12-inning, 12-8 loss vs WSox...spent 7/4 on Cin's roster without pitching and was returned to Louisville the next day, when IF/OF Dilson Herrera was promoted...was recalled again on 8/13 and spent the rest of the season with the Reds.
- With 2 outs in the second inning of the 4-3 loss on 8/15 vs Cle entered the game in relief of starter Robert Stephenson and threw 3.2 innings, the longest relief appearance of his career...following 5 more relief apps joined the starting rotation on 8/30.
- Started the 1-0 loss on 9/15/18 at Wrigley Field and in 5.0 shutout innings recorded a career-high 10 strikeouts (2h, 2bb, 1hbp).
- Over starts on 9/15 at Cubs and 9/20 at Mia, threw a career-high 11.0 consecutive scoreless innings, a streak snapped by the Royals in the first inning on 9/26 at Great American Ball Park.

2017: Spent most of the season at Louisville, where he led the International League in hit batters and wild pitches while ranking third in walks...made 1 start and 11 relief apps during 2 stints for the Reds... as 1 of 7 rookies on the Opening Day roster began the season in the Reds' bullpen and made his first 4 apps in relief (8ip, 4bb, 8K) before his only start, a 12-8 loss on 4/22 vs Cubs...retired all 18 batters (7k) in his last 3 relief apps prior to his 4/22 start...following that 4/22 start made a pair of relief apps before he was optioned to Louisville on 5/4 to make room on the roster for RHP Austin Brice...spent the rest of the season with the Bats...returned to the Reds in September, after Louisville's season ended...on 4/6 vs Phi, in his season debut threw scoreless fifth and sixth innings and earned the 7-4 win when the Reds snapped the 4-4 tie with a run in the sixth...was his first career victory after an 0-7 start, with all 7 losses coming in 2016...in the 7-1 win on 4/10 at Pit threw 3.0 perfect innings... combined with Michael Lorenzen (3ip) and Wandy Peralta (1ip) to throw 7.0 perfect innings...Reds relievers threw 7.0 hitless innings in a game for the first time in franchise history...in the 2-1 win on 9/16 vs Pit retired his only batter (Gregory Polanco 4-3) to strand an inherited baserunner and earn his only Major League save... retired the first batter in 9 of his 11 relief apps...stranded both inherited baserunners...converted his only save opportunity...the Reds went 5-7 in games in which he pitched...at Louisville from 6/3-6/25, became the first Bats pitcher to allow fewer than 2 earned runs in 5 consecutive starts since Greg Reynolds in 2013...entered the season rated the second-best prospect in the organization behind 3B Nick Senzel.

SINGLE-SEASON CAREER HIGH STREAKS

Scoreless Streak By Game: 4g (3x), Last: 8/20-8/26, 2018;
Scoreless Streak By Inning: 11.0, 9/15-9/20, 2018; **Winning Streak:** None; **Losing Streak:** 7g, 6/24-8/14, 2016

2016: Following the season was rated by MLB.com the third-best prospect in the organization and by *Baseball America* the 18th-best prospect in the International League...as 1 of 10 Reds pitchers to make his Major League debut, from 6/18-8/14 made all 10 of his starts for Cin...was 1 of 12 Reds players overall to make his Major League debut and 1 of a single-season club record 32 pitchers used in 2016...made his last appearance of the season in a start for Louisville on 8/29, when he left the game in the third inning with low back spasms... on 9/2 was promoted for his second stint with the Reds but didn't pitch before he went on the 15-day disabled list on 9/16 with the back injury...in the 11-inning, 5-4 loss on 6/18 at Hou became the first Reds pitcher with at least 9 strikeouts in his Major League debut since Johnny Cueto had 10 strikeouts without a walk on 4/3/08 vs Ari and the first to throw at least 7.0 innings in a debut since Travis Wood did it on 7/1/10 at Cubs...in that first career appearance, walked his first batter (George Springer) and the second batter homered (Marvin Gonzalez)...his first career strikeout victim was Carlos Correa...in the 5-4 walkoff loss on 8/8 at StL was in line for his first Major League victory after throwing 6.0 shutout innings, but with 2 outs and a runner on first base in the ninth inning the Cardinals scored 5 runs off Tony Cingrani and Ross Ohlendorf...became the second pitcher in Reds history to finish with as many as 7 losses without a win (Brian Reith, 0-7 in 2001)...from 4/18-4/24 was on Louisville's disabled list with a cut on his left index finger...attended 2016 Major League spring training camp as a non-roster invitee and in 4 exhibition starts and 1 relief appearance in Goodyear went 1-2, 2.87 (15.2ip, 12h, 6bb, 16k, 1hr)...was reassigned to minor league camp on 3/22...entered the season rated the Reds' second-best prospect by *Baseball America* and ninth-best prospect by MiLB.com.

MINOR LEAGUES

2015: On 7/26 was traded from KC to the Reds as part of the deal that sent veteran RHP Johnny Cueto to the Royals...at Class A Wilmington and Class AA Northwest Arkansas and Pensacola combined to finish 13-9, 2.41 in 23 starts and 3 relief apps...was a mid-season Carolina League All-Star, Texas League Pitcher of the Week once (7/21-7/27) and Southern League Pitcher of the League twice (8/4-8/10, 9/1-9/7)...his season totals for wins (13), strikeouts (144) and ERA (2.41) would have led all Reds farmhands...twice for Pensacola threw 8.0 scoreless innings (8/5 at Jacksonville, 8/31 at Jackson)...finished the season rated the sixth-best prospect in the Carolina League and the 10th-best prospect in the Southern League...**2014:** In his first full professional season made 19 starts at Class A Lexington...in July and August missed time with an impingement in his left shoulder.

PERSONAL: In 2011 graduated from Horn Lake (MS) High School...played baseball at Northwest Mississippi Community College in Senatobia, MS, where in 2013 he set a single-season school record with 96 strikeouts in 73.1 innings and finished his career as NWMCC's all-time leader in strikeouts (161), wins (16) and innings pitched (137.2)...follow on Twitter @Cody_Reed23.

REED'S CAREER TRANSACTIONS

- Was selected by the Royals in the second round of the June 2013 first-year player draft. Was signed by Travis Ezi.
- On Lexington's disabled list with an impingement in his left shoulder, July 19-August 8, 2014.
- Was acquired by the Reds, along with LHP Brandon Finnegan and LHP John Lamb, in exchange for RHP Johnny Cueto, July 26, 2015.
- On Louisville's disabled list with a cut on his left index finger, April 18-24, 2016.
- On disabled list with low back spasms, September 16-remainder of the season, 2016.

Career Pitching

Yr	Club	W-L	ERA	G	GS	CG	SHO	SV	IP	H	R	ER	HR	BB	SO	WP	BK
13	Idaho Falls - R	0-1	6.07	15	6	0	0	0	29.2	31	24	20	0	23	25	4	0
14	Lexington - A	3-9	5.46	19	19	0	0	0	84.0	105	66	51	5	36	58	11	1
15	Wilmington - A	5-5	2.14	13	10	1	0	1	67.1	62	19	16	3	18	65	3	0
	NW Arkansas - AA	2-2	3.45	5	5	0	0	0	28.2	26	16	11	3	8	19	1	0
	Pensacola - AA	6-2	2.17	8	8	0	0	0	49.2	39	14	12	1	16	60	1	1
16	Louisville - AAA	6-4	3.08	13	13	0	0	0	73.0	71	28	25	6	20	65	1	0
	Cincinnati	0-7	7.36	10	10	0	0	0	47.2	67	47	39	12	19	43	2	2
17	Cincinnati	1-1	5.09	12	1	0	0	1	17.2	11	11	10	3	19	17	2	0
	Louisville - AAA	4-9	3.55	21	20	0	0	0	106.1	105	49	42	7	61	102	*13	0
18	Cincinnati	1-3	3.98	17	7	0	0	0	43.0	45	21	19	5	15	42	2	0
	Louisville - AAA	4-8	3.92	18	17	0	0	0	105.2	109	50	46	13	31	105	2	0
Major Totals		2-11	5.65	39	18	0	0	1	108.1	123	79	68	20	53	102	6	2
Minor Totals		30-40	3.69	112	98	1	0	1	544.1	548	266	223	38	213	499	36	2

* Led International League in wild pitches (13) and hit batters (10)

Career Hitting

Yr	Club	AVG	G	AB	R	H	2B	3B	HR	RBI	SH	SF	HB	BB	SO	SB	CS	OBP	SLG	E
16	Cincinnati	.000	10	11	1	0	0	0	0	0	2	0	0	1	6	0	0	.083	.000	0
17	Cincinnati	.000	12	2	0	0	0	0	0	0	0	0	0	2	0	0	0	.000	.000	0
18	Cincinnati	.000	17	11	0	0	0	0	0	0	0	0	1	10	0	0	0	.083	.000	0
Career Totals			39	24	1	0	0	0	0	0	2	0	0	2	18	0	0	.077	.000	0



JESÚS REYES

RHP
57

Age: 26 Ht.: 6-2 Wt.: 180 Bats: R Throws: R ML Service: 0.027

Born: 2/21/93 Birthplace: Santo Domingo, DR Resides: Brooklyn, NY

Acquired: Was signed as a non-drafted free agent, August 28, 2014. Was signed by Lee Seras.

Contract: Signed through the 2019 season and under team control through 2024.

2018 SEASON

- Spent most of the season in the minor leagues, where at Pensacola and Louisville he combined to finish 2-10, 4.17 in 6 starts and 32 relief apps.
- In his Major League debut made 5 relief apps during 3 stints with the Reds.
- Spent 1 day with the Reds, on 5/29 at Ari, but did not pitch in the 5-2 loss...was promoted from Pensacola before that game, when RHP Tanner Rainey was optioned to Louisville, and returned to the Blue Wahoos the next day, when RHP Raisel Iglesias was reinstated from the 10-day disabled list...was on the roster from 8/3-8/7 and made 1 appearance, his Major League debut on 8/4/night at Wsh...joined the club for the final time on 9/11, after Pensacola's playoffs ended, and made 4 more apps for Cin.
- In the night game on 8/4 at Wsh, in his Major League debut threw hitless seventh and eighth innings...hit his first batter (Spencer Kieboom), on the next pitch induced Mark Reynolds to GDP, then Wilmer Difo F9...threw a perfect eighth frame.
- In his third appearance, on 9/17 at Mil, recorded first career strikeout (Keon Broxton).
- Was 1 of 9 Reds to make Major League debuts (IF Alex Blandino, RHP Tanner Rainey, RHP Zack Weiss, IF/OF Rosell Herrera, IF/OF Brandon Dixon, OF Aristides Aquino, IF Blake Trahan, OF Gabriel Guerrero).
- Following the season made 1 relief appearance for Gigantes del Cibao in the Dominican Winter League (1ip, 1h, 3er, 1bb, 0k, 1hr, 1hbp).

SEASON HIGHLIGHTS

2017: In 25 starts at Class A Daytona and Class AA Pensacola combined to finish 8-9, 3.60 (137.1ip, 135h, 47bb, 111k, 11hr)...among Reds minor leaguers ranked seventh in ERA...began the season at Daytona...on 7/14 was promoted to Pensacola...on 11/20 was added to the 40-man roster...**2016:** Began his first professional season in extended spring training and on 5/2 was promoted to Class A Dayton...from 5/31-7/13 allowed just 2 runs in 28.1 innings...through July pitched as a spot starter and in relief, then in August joined the rotation for the rest of the season...limited right handed batters to a .186 average.

PERSONAL: In 2014 attended ASA College, an NJCAA Division I program in Brooklyn.

REYES' CAREER TRANSACTIONS

-- Was signed by the Reds as a non-drafted free agent, August 28, 2014. Was signed by Lee Seras.

Career Pitching

Yr	Club	W-L	ERA	G	GS	CG	SHO	SV	IP	H	R	ER	HR	BB	SO	WP	BK
15	AZL Reds - R	5-4	3.40	13	5	0	0	0	50.1	46	29	19	1	22	43	11	0
16	Dayton - A	5-5	2.40	30	10	0	0	2	93.2	73	31	25	3	37	68	10	2
17	Daytona - A	6-5	3.78	15	15	0	0	0	85.2	80	46	36	8	27	67	6	0
	Pensacola - AA	2-4	3.31	10	10	0	0	0	51.2	55	19	19	3	20	44	4	0
18	Pensacola - AA	1-8	3.94	29	6	0	0	2	64.0	59	45	28	4	27	53	7	0
	Louisville - AAA	1-2	5.27	9	0	0	0	0	13.2	15	8	8	3	9	9	3	0
	Cincinnati	0-0	3.18	5	0	0	0	0	5.2	4	4	2	1	2	2	1	0
	Major Totals	0-0	3.18	5	0	0	0	0	5.2	4	4	2	1	2	2	1	0
	Minor Totals	20-28	3.38	106	46	0	0	4	359.0	328	178	135	22	142	284	41	2



TANNER ROARK

RHP

35

Age: 32 Ht.: 6-2 Wt.: 240 Bats: R Throws: R ML Service: 5.055

Born: 10/5/86 Birthplace: Wilmington, IL Resides: Atlanta, GA

Acquired: From the Washington Nationals in exchange for RHP Tanner Rainey, December 12, 2018.

Contract: Agreed to terms a 1-year contract through the 2019 season, avoiding arbitration, January 11, 2019. Under team control through 2019.

CAREER HIGHLIGHTS

- Last name is pronounced RO-arc.
- Over the past 3 seasons, is 1 of only 12 Major League pitchers to accumulate at least 93 starts and 1 of only 6 pitchers with at least 571.2 innings pitched.
- In each of the last 3 seasons and in 4 of the last 5 seasons (2014, 2016-2018), made at least 30 starts while throwing at least 180.1 innings.
- In 2016 finished 10th in the National League Cy Young Award voting.
- Pitched for Team USA during its run to the 2017 World Baseball Classic gold medal...started the tournament semifinal 2-1 victory vs Japan at Dodger Stadium, allowed just 2 hits in 4.0 shutout innings.
- Was Eastern League Pitcher of the Week for 7/26-8/1, 2011 and International League Pitcher of the Week for 7/24-7/30, 2012.
- Has made 3 career Postseason apps, all for the Nationals in the 2014 and 2016 Division Series and including 1 start (0-1, 3.86, 7ip, 10h, 3er, 3bb, 4k, 2hr).

SINGLE-SEASON CAREER HIGH STREAKS

Scoreless Streak By Game: 6g, 7/25-8/11, 2015; **Scoreless Streak By Inning:** 18.0, 4/16-4/26, 2016; **Winning Streak:** 7g, 8/10-9/17, 2013; **Losing Streak:** 6g, 6/12-7/13, 2018

2018 SEASON

- Among National League pitching leaders ranked T5th in GIDP induced (18), seventh in starts of at least 7.0 innings (11) and 12th in quality starts (17).
- Beginning 7/25 through the end of the season produced a strikeouts-to-walks ratio of 6.86, fifth-best in the NL.
- From 8/16-9/16 did not issue a walk in 27.2 innings over 7 starts.
- From 7/13-7/31 threw 17.0 scoreless innings, the second-longest streak by a Nationals pitcher in 2018.
- In his first 10 starts of the season posted a 3.17 ERA and 1.98 opponents' batting average, but Nationals batters produced just 25 runs of support.
- In his 11 starts after the All-Star break went 6-3, 3.43.

2017: After the All-Star break ranked among the National League pitching leaders in opponents' batting average (.223, 6th), opponents' on-base percentage (.292, 7th), hits per 9 innings (7.59, 6th) and strikeouts per 9 innings (9.60, 9th).

2016: In his return to the starting rotation following a career-high 28 relief apps in 2015, ranked among the National League pitching leader in wins (16, T5th), fewest HR per 9 innings (0.73, 6th), fewest hits per 9 innings (7.41, 9th) and ERA (2.83, 6th)...led NL right handed pitchers with a .302 opponents' slugging percentage while ranking sixth with a .214 opponents' batting average...threw at least 7.0 shutout innings 9 times, the most of any Major League pitcher (Chi's Jake Arrieta 2nd w/ 8), and threw at least 7.0 innings overall 18 times, third-highest total in the National League (Wsh's Max Scherzer 20, SF's Johnny Cueto 19)...started 7 of the Nationals' 12 team shutouts...per FanGraphs.com, had the lowest hard-hit rate in the Major Leagues (24.3%)...combined with teammate Scherzer to throw at least 7.0 innings in 38 starts, the highest total of any 2 pitchers on the same team...combined with Scherzer to make 33 starts of at least 7.0 innings while allowing 2 runs or fewer, also the most of any teammates...on 4/23 vs Min recorded a career-high 15 strikeouts, at the time the third-highest single-game total in Nationals history (now fourth)...started Game 2 of the National League Division Series vs the Dodgers and received no decision in the 5-2 Nationals win.

2015: Spent most of the season in the bullpen...didn't allow a run in 17 of his 28 relief apps...earned his only career save in a 6-4 Nationals win on 5/4 vs the Marlins.

2014: Ranked among National League pitchers in opponents' OPS (.632, 5th), opponents' on-base percentage (.281, 7th), wins (15, T8th), WHIP (1.09, 8th), fewest base runners per 9 innings (10.10, 8th) and fewest walks per 9 innings (1.77, 8th)...in the 2-0 win on 9/16 at Atl threw 7.0 scoreless innings as the Nationals clinched the National League East Division championship...pitched in relief during the NL Division Series vs the Giants.

2013: In his Major League debut went 7-1, 1.51 in 5 starts and 9 relief apps...became the first and still only Nationals pitcher ever to win his first 7 decisions in a single season...allowed only 1 HR in 53.2 innings, to StL's Carlos Beltran on 9/23 at Busch Stadium...threw at least 2.0 innings in 7 of his 9 relief apps...on 8/7 vs Atl made his Major League debut in relief in the 6-3 loss (2ip, 1h, 0r, 0bb, 0k)...first strikeout victim was SF's Jeff Francoeur, on 8/13 in his third appearance...led the International League in WHIP (0.99).

PERSONAL: Led Wilmington High School to Illinois state baseball championships in 2003 and 2005 and was first team All-State from 2003-2005...at WHS also played basketball and football and as a junior in 2004 he was an All-State quarterback...majored in sports management at the University of Illinois, where in 2007 he was a second team All-Big 10 selection...in his 2 seasons at Illinois went 12-2, 4.72 ERA in 22 starts and 2 relief apps...in the spring of 2008, before he was drafted by the Rangers, pitched in 3 games for the Southern Illinois Miners of the independent Frontier League...does not have an active Twitter account.

COMPLETE GAMES (1)							
Date	Opp	IP	H	ER	BB	SO	Result
4/26/14	vs SD	9.0	3	0	1	8	W, 4-0

10-STRIKEOUT GAMES (5)	
Date	Strikeouts
4/23/16 for Wsh vs Min	15
7/25/18 for Wsh at Mil	11
7/22/17 for Wsh at Ari	11
6/6/14 for Wsh at SD	11
9/1/17 for Wsh at Mil	10

ROARK'S CAREER TRANSACTIONS

- Was selected by the Rangers in the 25th round of the June 2008 first-year player draft. Was signed by Derek Lee.
- Was acquired by the Nationals, along with minor league RHP Ryan Tatusko, in exchange for SS Cristian Guzman, July 31, 2010.
- Was acquired by the Reds in exchange for RHP Tanner Rainey, December 12, 2018.

Career Pitching

Yr	Club	W-L	ERA	G	GS	CG	SHO	SV	IP	H	R	ER	HR	BB	SO	WP	BK
08	AZL Rangers - R	2-1	0.73	7	0	0	0	0	12.1	9	2	1	0	3	11	1	0
	Bakersfield - A	1-3	3.60	12	2	0	0	1	30.0	27	17	12	5	13	37	1	0
09	Bakersfield - A	10-0	2.70	29	9	0	0	0	86.2	68	27	26	5	27	91	5	0
	Frisco - AA	1-1	4.58	5	4	0	0	0	17.2	17	9	9	1	7	9	2	0
10	Frisco - AA	10-5	4.20	22	17	0	0	0	105.0	113	57	49	8	33	75	4	0
	Harrisburg - AA	1-1	2.50	6	6	0	0	0	36.0	35	13	10	5	9	33	0	1
11	Harrisburg - AA	9-9	4.69	21	21	0	0	0	117.0	125	64	61	10	39	92	6	0
12	Syracuse - AAA	6-17	4.39	28	26	1	0	0	147.2	161	89	72	14	47	130	5	0
13	Syracuse - AAA	9-3	3.15	33	11	0	0	2	105.2	85	43	37	6	20	84	2	0
	Washington	7-1	1.51	14	5	0	0	0	53.2	38	11	9	1	11	40	0	0
14	Washington	15-10	2.85	31	31	1	1	0	198.2	178	64	63	16	39	138	0	0
15	Washington	4-7	4.38	40	12	0	0	1	111.0	119	55	54	17	26	70	0	0
	Potomac - A	0-0	0.00	1	1	0	0	0	4.0	3	0	0	0	0	5	0	0
	Harrisburg - AA	0-0	4.50	1	1	0	0	0	2.0	2	1	1	0	0	2	0	0
16	Washington	16-10	2.83	34	33	0	0	0	210.0	173	72	66	17	73	172	6	1
17	Washington	13-11	4.67	32	30	0	0	0	181.1	178	105	94	23	64	166	3	1
18	Washington	9-15	4.34	31	30	0	0	0	180.1	181	90	87	24	50	146	5	0
	Major Totals	64-54	3.59	182	141	1	1	1	935.0	867	397	373	98	263	732	14	2
	Minor Totals	49-40	3.77	165	98	1	0	3	664.0	645	322	278	54	198	569	26	1

Career Hitting

Yr	Club	AVG	G	AB	R	H	2B	3B	HR	RBI	SH	SF	HB	BB	SO	SB	CS	OBP	SLG	E
13	Washington	.286	14	14	0	4	1	0	0	1	1	0	0	0	5	0	0	.286	.357	1
14	Washington	.121	31	58	1	7	0	0	0	0	11	0	0	1	21	0	0	.136	.121	2
15	Washington	.185	40	27	1	5	2	0	0	0	2	0	0	0	9	0	0	.185	.259	0
16	Washington	.125	34	64	1	8	1	0	0	3	6	0	0	5	25	0	0	.188	.141	1
17	Washington	.091	32	55	1	5	1	0	0	0	7	0	0	1	22	0	0	.107	.109	1
18	Washington	.190	31	58	6	11	2	1	0	8	5	0	1	1	19	0	0	.217	.259	0
	Major Totals	.145	182	276	10	40	7	1	0	12	32	0	1	8	101	0	0	.172	.178	5

Division Series Record

Yr	Club, Opponent	W-L	ERA	G	GS	CG	SHO	SV	IP	H	R	ER	HR	BB	SO	WP	BK
14	Wsh vs SF	0-1	3.38	2	0	0	0	0	2.2	3	1	1	1	0	3	0	0
16	Wsh vs LAD	0-0	4.15	1	1	0	0	0	4.1	7	2	2	1	3	1	0	0
17	Wsh vs Chi	0-0	---	0	0	0	0	0	0	0	0	0	0	0	0	0	0
Division Series Totals		0-1	3.86	3	1	0	0	0	7.0	10	3	3	2	3	4	0	0

Started Game 2 of the 2016 NLDS vs LAD (ND, 5-2 win)

World Baseball Classic Record

Yr	Country	W-L	ERA	G	GS	CG	SHO	SV	IP	H	R	ER	HR	BB	SO	WP	BK
17	United States	0-0	5.06	2	1	0	0	0	5.1	5	3	3	1	3	1	1	0

Pitched in relief in Round 1 vs DR (7-5 loss, 1.1ip, 3h, 3er, 2bb, 0k, 1hr), Started Championship Round semifinal vs Japan (2-1 win, 4ip, 2h, 0r, 1bb, 1k)



ALFREDO

RODRIGUEZ

IF
69

Age: 24 Ht.: 6-0 Wt.: 190 Bats: R Throws: R ML Service: 0.000

Born: 6/17/94 Birthplace: Havana, Cuba Resides: Miami, FL

Acquired: Was signed to a minor league contract, July 4, 2016. Was signed by Tony Arias and Richard Jimenez.

Contract: Signed through the 2019 season and under team control through 2024.

Non-Roster

CAREER HIGHLIGHTS

- In 2019 participated in his first Major League spring training camp.
- Entered the 2019 season rated by *Baseball America* the 23rd-best prospect in the organization.
- In 2017 was an MiLB.com Reds Organization All-Star and was rated by *Baseball America* the best defensive shortstop in the Midwest League.
- In 2016 and 2017 was rated by *Baseball America* the best defensive shortstop in the organization.
- Is 1 of 5 players born in Cuba participating in the 2019 Reds' Major League spring training camp (RHP Raisel Iglesias, OF Yasiel Puig, minor leaguers RHP Odrisamer Despaigne, RHP Vladimir Gutierrez).

2018 SEASON

- In stops at 3 different levels made 46 apps at Rookie AZL Reds, Class A Daytona and Class AA Pensacola.
- Missed most of the season because of a fractured hamate bone in his left wrist.
- Following the season played for the Scottsdale Scorpions in the prestigious Arizona Fall League (.20g, .179, 3 2b, 2hr, 5rbi, 1sb)...made 16 apps at SS.

SEASON HIGHLIGHTS

2017: At Class A Daytona was an MiLB.com Reds Organization All-Star...was rated by *Baseball America* the best defensive shortstop in both the organization and in the Midwest League...was rated among the organization's best prospects by MLB.com (9th) and *Baseball America* (13th)...**2016:** Was rated among the organization's best prospects by MLB.com (6th) and *Baseball America* (22nd)...was rated the best defensive shortstop in the organization.

RODRIGUEZ' CAREER TRANSACTIONS

- Was signed by the Reds to a minor league contract, July 4, 2016. Signed by Tony Arias/Richard Jimenez.
- On Pensacola's disabled list with a hamate bone fracture in his left wrist, April 16-June 5, 2018.
- On Daytona's disabled list recovering from a hamate bone fracture in his left wrist, June 19-July 28, 2018; included a rehabilitation assignment at AZL Reds, July 21-28.

Career Hitting

Yr	Club	AVG	G	AB	R	H	2B	3B	HR	RBI	SH	SF	HB	BB	SO	SB	CS	OBP	SLG	E
16	DSL Reds - R	.234	22	77	12	18	5	0	0	8	0	3	4	9	16	9	0	.333	.299	2
17	Daytona - A	.253	118	483	52	122	14	0	2	36	2	2	4	25	79	11	9	.294	.294	16
18	Daytona - A	.207	31	111	12	23	5	1	2	12	0	1	2	8	22	4	0	.270	.324	5
	Pensacola - AA	.192	9	26	4	5	0	0	0	0	0	0	1	2	7	0	0	.276	.192	0
	#AZL Reds - R	.250	6	20	3	5	3	0	0	3	0	0	0	1	3	0	0	.286	.400	0
Minor Totals		.241	186	717	83	173	27	1	4	59	2	6	11	45	127	24	9	.294	.298	23

Injury rehab



SAL

ROMANO

@salromano14

RHP

47

Age: 25 Ht.: 6-5 Wt.: 255 Bats: L Throws: R ML Service: 1.081

Born: 10/12/93 Birthplace: Syosset, NY Resides: Plattsville, CT

Acquired: Was selected by the Reds in the 23rd round of the June 2011 first-year player draft. Was signed by Lee Seras.

Contract: Signed through the 2019 season and under team control through 2023.

CAREER HIGHLIGHTS

- His 13 wins over the last 2 seasons tie Luis Castillo for most on the staff.
- Following the 2016 season participated in a leadership training program at West Point.
- In 2014 and 2016 led or tied for his league lead in both starts and innings pitched.
- Was Southern League Pitcher of the Week for 7/25-7/31, 2016 and Florida State League Pitcher of the Week for 7/20-7/26, 2015.
- In 2013 and 2014 was a mid-season Midwest League All-Star.
- Is Class A Dayton's all-time leader in starts (53) and innings pitched (269.0) while ranking second in strikeouts (217, Ismael Guillon 230) and T4th in wins (15).

SINGLE-SEASON CAREER HIGH STREAKS

Scoreless Streak By Game: 2g (2x), 8/29-8/30 & 9/18-9/22, 2018; Scoreless Streak By Inning: 14.0, 6/12-6/24, 2018; Winning Streak: 2g (2x), 8/18-8/29, 2017 & 7/4-7/25, 2018; Losing Streak: 3g (2x), 8/3-8/13, 2017 & 5/14-5/25, 2018

2018 SEASON

- Went 7-10, 5.48 in 25 starts (131.1ip) and 1-1, 3.77 in 14 relief apps (14.1ip).
- Made his first 19 apps of the season as a starter (5-8, 5.28) and 14 of his last 20 apps out of the bullpen.
- Following a stretch of 4 consecutive starts from 8/1-8/21 (1-2, 8.00), made a career-high 12 straight relief apps from 8/25-9/26 (1-1, 4.50) before he returned to the rotation to start the final game of the season after the Reds shut down Luis Castillo.
- In the fourth inning of the 6-4 loss on 7/15 at StL, the final game prior to the All-Star break, pitched out of the bullpen for the first time after 35 career starts...entered the game with 1 out in the bottom of the fourth inning in relief of starter Anthony DeSclafani.
- While in the bullpen twice pitched on consecutive days (8/29-8/30 vs Mil, 9/22-9/23 at Mia), the only 2-day streaks of his career.
- Over 3 starts from 6/12-6/24 produced a career-high 14.2-inning scoreless streak...in the 10-inning, 5-1 win on 6/12 at KC threw 8.0 innings, tying his career high.
- Was 1 of 3 Reds pitchers to throw at least 8.0 innings (Homer Bailey 8.0, Luis Castillo 8.1).
- The Reds went 12-2 in his 14 relief apps, the bullpen's best winning percentage (.833).

2017: In his Major League debut made 16 starts during 3 stints with the Reds...made spot starts in April and in early July before joining the rotation for good after the All-Star break...during the second half led Reds pitchers in innings (79.0) while tying Homer Bailey for the staff lead in starts (14)...in his last 8 starts of the season for the Reds went 3-3, 3.17 with 4 quality starts...overall after the All-Star break went 4-7, 4.44 in his 14 starts...the Reds went 7-9 in his 16 starts...began the season at Louisville and went 0-0, 1.38 in 2 starts before he was recalled on 4/16...in his Major League debut that Sun afternoon at Mil suffered the 4-2 loss...started in place of RHP Rookie Davis, who was disabled 4 days earlier...following that start was optioned back to Louisville...made 8 more starts there around a stint on the Bats' disabled list before he was promoted for his second career start on 7/6, when at Ari he earned his first career victory (6-3 win)...returned to Louisville the next day...on 7/13 threw 2.1 innings vs Indianapolis in a tuneup start in preparation for his 7/18 promotion...on 9/3 at Pit doubled off Trevor Williams to snap an 0-for-17 skid to begin his career...while at Louisville, from 4/27-6/2 was disabled with a strained right shoulder...as one of the final cuts of spring training was optioned to Louisville on 3/28, the day before Cin left Goodyear...entered the season rated by *Baseball America* the eighth-best prospect in the organization.

MINOR LEAGUES

2016: In his first full season at Class AA Pensacola led the Blue Wahoos' staff in starts, innings pitched and strikeouts...led the Southern League in innings pitched, tied for the lead in starts and ranked second in the SL in strikeouts...averaged 1.90 walks per 9 innings, second-best ratio in the Southern League...averaged 8.31 strikeouts per 9 innings, third-best in the SL...among all Reds farmhands ranked fifth in ERA and second in strikeouts...was Southern League Pitcher of the Week for 7/25-7/31...entered the season rated the ninth-best prospect in the organization and pitcher with the best fastball...**2015:** While at Daytona was Florida State League Pitcher of the Week for 7/20-7/26 after allowing just 1 hit in 7.0 shutout innings of a 7-1 win at Dunedin on 7/21 (0bb, 6k)...following the season, his fastball was rated by *Baseball America* the best in the organization...on 11/19 was added to the 40-man roster...**2014:** At Class A Dayton was a mid-season Midwest League All-Star for the second straight year...led the MWL in starts and innings pitched...with 28 starts established a new single-season club record (tied by Wyatt Strahan in 2015)...**2013:** At Class A Dayton was a mid-season Midwest League All-Star...was rated by MLB.com the 10th-best prospect in the organization.

PERSONAL: Graduated from Southington (CT) High School...follow on Twitter @salromano14.

ROMANO'S CAREER TRANSACTIONS

- Was selected by the Reds in the 23rd round of the June 2011 first-year player draft. Was signed by Lee Seras.
- On Dayton's disabled list, May 30-June 5, 2013.
- On Louisville's disabled list with a strained right shoulder, April 27-June 2, 2017.

Career Pitching

Yr	Club	W-L	ERA	G	GS	CG	SHO	SV	IP	H	R	ER	HR	BB	SO	WP	BK
12	Billings - R	5-6	5.32	15	15	0	0	0	64.1	74	45	38	1	23	52	9	3
13	Dayton - A	7-11	4.86	25	25	0	0	0	120.1	134	81	65	10	57	89	9	1
14	Dayton - A	8-11	4.12	28	*28	0	0	0	*148.2	169	87	68	9	42	128	9	1
15	Daytona - A	6-5	3.46	19	18	1	0	0	104.0	103	48	40	2	33	79	4	1
	Pensacola - AA	0-4	10.96	7	7	0	0	0	23.0	35	28	28	4	12	9	0	0
16	Pensacola - AA	6-11	3.52	27	*27	0	0	0	*156.0	157	71	61	10	34	144	7	0
17	Louisville - AAA	1-4	3.47	10	10	1	0	0	49.1	49	26	19	1	17	32	5	0
	Cincinnati	5-8	4.45	16	16	0	0	0	87.0	91	49	43	9	37	73	5	0
18	Cincinnati	8-11	5.31	39	25	0	0	0	145.2	155	92	86	23	53	105	7	0
	Major Totals	13-19	4.99	55	41	0	0	0	232.2	246	141	129	32	90	178	12	0
	Minor Totals	33-52	4.31	131	130	2	0	0	665.2	721	386	319	37	218	533	43	6

* Led or tied for league lead

Career Hitting

Yr	Club	AVG	G	AB	R	H	2B	3B	HR	RBI	SH	SF	HB	BB	SO	SB	CS	OBP	SLG	E
17	Cincinnati	.042	16	24	0	1	1	0	0	0	5	0	0	1	15	0	0	.080	.083	1
18	Cincinnati	.056	39	36	1	2	1	0	0	2	4	0	0	0	24	0	0	.056	.083	2
	Major Totals	.050	55	60	1	3	2	0	0	2	9	0	0	1	39	0	0	.066	.083	3



TONY

@Tony_Santi19

RHP

SANTILLAN

85

Age: 21 Ht.: 6-3 Wt.: 240 Bats: R Throws: R ML Service: 0.000

Born: 4/15/97 Birthplace: Fort Worth, TX Resides: Arlington, TX

Acquired: Was selected in the second round (49th overall) of the June 2015 first-year player draft. Was signed by Byron Ewing.

Contract: Signed through the 2019 season and under team control through 2024.

Non-Roster

CAREER HIGHLIGHTS

- Last name is pronounced SAN-tee-yan.
- Entered the 2019 season rated by both *Baseball America* and MLB Pipeline the fifth-best prospect in the organization and 69th in *BA's* Top 100...also was rated by field managers the best pitching prospect in the Florida State League and by *Baseball America* the sixth-best overall prospect in the Southern League.
- In 2018 was the Reds' Minor League Pitcher of the Year and their Pitcher of the Month for April and July.
- Was an All-Star in each of the last 3 seasons at 3 different levels (Pioneer League in 2016, Midwest League in 2017, Florida State League in 2018).
- Following the 2017 season, his changeup was rated by *Baseball America* the best in the organization...following the 2016 season, his fastball was rated by *Baseball America* the best in the organization.
- In November 2018 participated in a leadership training program at West Point.

BASEBALL AMERICA'S TOP 10 REDS PROSPECTS

1. Nick Senzel, IF
2. Hunter Greene, RHP
3. Taylor Trammell, OF
4. Jonathan India, IF
5. **Tony Santillan, RHP**
6. Tyler Stephenson, C
7. ... Vladimir Gutierrez, RHP
8. Mike Siani, OF
9. Jose Siri, OF
10. Stuart Fairchild, OF

2018 SEASON

- Was the Reds' Minor League Pitcher of the Year, their Pitcher of the Month for April and July and a Florida State League All-Star.
- In 26 starts at Class A Daytona and Class AA Pensacola went 10-7, 3.08 (149ip, 146h, 38bb, 134k).
- Among all Reds minor league pitchers ranked second in ERA, T3rd in wins and fourth in strikeouts.

SEASON HIGHLIGHTS

2017: At Class A Daytona was a Midwest League All-Star...ranked among MWL leaders in opponents' batting average (.222, 3rd), strikeouts (128, 4th) and ERA (3.38, 5th)...following the season his changeup was rated the best in the organization...**2016:** Following the season was rated by *Baseball America* (11th) and MLB.com (14th) among the organization's top prospects...his fastball was rated the best in the organization.

PERSONAL: Graduated from Seguin High School in Arlington, Texas.

SANTILLAN'S CAREER TRANSACTIONS

- Was selected by the Reds in the second round (49th overall) of the June 2015 first-year player draft. Was signed by Byron Ewing.
- On Dayton's disabled list, May 30-June 8, 2017.

Career Pitching

Yr	Club	W-L	ERA	G	GS	CG	SHO	SV	IP	H	R	ER	HR	BB	SO	WP	BK
15	AZL Reds - R	0-2	5.03	7	7	0	0	0	19.2	15	12	11	1	11	19	4	1
16	Billings - R	1-0	3.92	8	8	0	0	0	39.0	32	17	17	4	16	46	8	3
	Dayton - A	2-3	6.82	7	7	0	0	0	30.1	27	23	23	3	24	38	5	3
17	Dayton - A	9-8	3.38	25	24	0	0	0	128.0	104	57	48	9	56	128	11	2
18	Daytona - A	6-4	2.70	15	15	1	0	0	86.2	81	31	26	5	22	73	3	*3
	Pensacola - AA	4-3	3.61	11	11	0	0	0	62.1	65	27	25	8	16	61	3	0
Minor Totals		22-20	3.69	74	72	1	0	0	366.0	324	167	150	30	145	365	34	12

* Tied for Florida State League lead



SCOTT SCHEBLER

@scheb08

OF
43

Age: 28 Ht.: 6-0 Wt.: 228 Bats: L Throws: R ML Service: 2.132

Born: 10/6/90 Birthplace: Cedar Rapids, IA Resides: Buckeye, AZ

Acquired: From the Dodgers, along with IF Brandon Dixon and IF Jose Peraza, as part of a 3-team deal in which the White Sox acquired from the Reds 3B Todd Frazier, December 16, 2015.

Contract: Signed through the 2019 season and under team control through 2022.

CAREER HIGHLIGHTS

- In 2013, 2014 and 2016 was an MiLB.com Organization All-Star.
- Was a *Baseball America* Class AA All-Star in 2014 and Class AAA All-Star in 2016.
- In 2014 was named to the Arizona Fall League's All-Prospepects team.
- In 2013 received the Branch Rickey Award as the Dodgers' Minor League Player of the Year.
- Was Pacific Coast League Player of the Week for 6/16-6/22, 2015 and California League Player of the Week for 7/2-7/8, 2013.
- Twice in his professional career hit for the cycle (6/1/14 for Chattanooga vs Mobile, 7/26/16 for Louisville vs Charlotte).

SINGLE-SEASON CAREER HIGH STREAKS

Hitting Streak: 9g, 5/30-6/9, 2018; Hitless Streak: 28ab, 8/4-8/14, 2016

2018 SEASON

- Was on the Reds' Opening Day roster for the third straight year.
- Missed 43 games during 2 stints on the 10-day disabled list, from 4/9-4/19 with a right ulnar nerve contusion (Sean Doolittle HBP on 4/1 vs Wsh) and from 7/18-8/24 with a sprained AC joint in his right shoulder (collision with OF wall on 7/14 at StL).
- Led the team with 73 starts in RF...also started in CF (14gs), LF (6gs) and at DH (1gs)...in 6 of his last 7 starts played LF, his first apps of the season at that position.
- In the batting order hit leadoff (42gs), second (1gs, 5/8 vs NYM), fourth (2gs, 4/30 & 5/1 vs Mil), fifth (13gs), sixth (30gs) and seventh (6gs)...has made 47 career starts batting first (52-197, .264), including 42 times in 2018 (45-175, .257).
- From 5/28-6/17 reached base safely in 17 consecutive games, a career high (.343ba, .600slg, .410obp).
- Has 3 career leadoff HR, including 2 in 2018 (7/2 off James Shields, 9/16 off José Quintana)...hit all 3 of his career leadoff homers on the first pitch.
- His grand slam on 9/7 off SD's Rowan Wick was the second of his career and the 10th by a Reds batter in 2018, setting a new club record (9 grand slams, 2002).
- On 5/14 at SF fell a triple shy of becoming the sixth Reds batter to hit for the cycle...Eric Davis was the last Reds batter to do it (6/2/89 vs SD).
- In 19 spring training apps hit .413 (3hr, 16rbi, 2sb)...ranked among the Cactus League leaders in RBI (16), total bases (33) and hits (19)...led the team in those 3 categories and tied for the team lead in doubles (5)...hit safely in 11 of his 19 apps...produced at least 1 RBI in 9 of his last 14 spring apps (15rbi), including at least 1 RBI in 6 of his last 9 apps (11rbi)...from 3/4-3/7 produced base hits in 8 consecutive at bats (3 2b, 1hr, 4rbi).
- Finished the season with 2 years, 132 days of service time...fell 2 days shy of becoming eligible for arbitration as a "Super 2".

2017: In his first full season in the Major Leagues became just the seventh right fielder in Reds history to produce at least 30 HR (Jay Bruce 3, Frank Robinson 3, Dave Parker 2, Wally Post 2, Ival Goodman, Ken Griffey Jr.)...was 1 of 18 players in the National League and 41 in the Major Leagues to hit at least 30 homers...among National League leaders ranked eighth in both times hit by a pitch (14) and HR ratio (15.8ab)...played RF (120g, 115gs) and CF (15g, 13gs)...in the batting order hit first (1gs, 9/21 vs StL), fourth (1gs, 4/15 vs Mil), fifth (15gs), sixth (84gs) and seventh (27gs)...prior to the All-Star break hit .254 with 15 2b, 22 HR and 44 RBI...during the second half hit .197 with 10 doubles, 2 triples, 8 HR and 23 RBI while hampered by a shoulder injury...came out of the All-Star break 4-for-52 (.077) over 17 apps before he was disabled, dropping his season batting average from .254 to .228...from 8/1-8/17 was disabled with a left shoulder strain...in 40

apps after he came off the DL hit .246 the rest of the season (9 2b, 2 3b, 7hr, 22rbi)...when disabled ranked T12th in the National League with a career-high 23 HR and was tied for the NL lead in home runs on the road (16)...on 6/3 vs Atl left the game with a sprained left shoulder suffered while making a diving catch...missed 3g...on 6/28 vs Mil reached over the wall to rob Stephen Vogt of a 3-run HR...on 8/29 vs NYM hit his first career grand slam (off Chris Flexen)...in that game tied his career high with 5 RBI...on 9/21 vs StL made his only start of the season batting leadoff...twice homered in consecutive plate apps...did it in the ninth inning on 4/7 at StL (solo off Kevin Siegrist) and then in the eighth inning on 4/8 at StL (2-run off Jonathan Broxton)...also did it on 4/26 at Mil, when he hit solo HR off Wily Peralta in the fourth and sixth innings...from 4/7-4/10 produced at least 1 RBI in 4 consecutive apps (5rbi), tying the longest RBI streak of his career (4g, 6rbi, 9/10-9/13, 2016)...from 5/20-5/22 homered in career-high 3 straight apps (3hr, 6rbi)...made his second straight Opening Day roster.

2016: At Louisville was a *Baseball America* Class AAA All-Star and MiLB.com Organization All-Star and for the Reds made 39 starts in RF, 17 starts in CF and 9 starts in LF...among National League rookie batters ranked eighth in hitting, T7th in RBI, T8th in multi-hit games (18) and T1st in outfield assists (5)...after he was promoted on 8/2, following Jay Bruce's trade to the Mets, became the club's primary right fielder (.55g, 56-193, .290, 7 2b, 1 3b, 8hr, 32rbi)...in his last 44 apps of the season beginning 8/15 hit .329 (51-155, 6 2b, 1 3b, 7hr, 28rbi)...was on the Reds' Opening Day roster and hit .175 in 26 apps and 14 starts until he was optioned to Louisville on 5/8, when OF Kyle Waldrop was promoted...in 75 apps for the Bats hit .311 (13hr, 43rbi) before he was promoted again on 8/2 following the Bruce trade...in his first appearance following the Bruce trade, a 7-5 win on 8/2 vs StL, produced 3 hits and 3 RBI, both career highs, and his first career walkoff HR (3-run off Seung Hwan Oh)...in the 3-2 win on 4/6 vs Phi, the second game of the season, had a game-ending, 2-run double off Dalier Hinojosa...in the 13-0 win on 8/27 at Ari produced his first career 2-homer game and a career-high 5 RBI...walked twice in Jake Arrieta's no-hitter (4/21 vs Cubs, 16-0 loss)...in the 6-5 win on 5/1 at Pit, came off the bench to give the Reds their 5-4 lead with an RBI-double in the ninth inning and their decisive 6-5 lead with an RBI-double in the 11th...on 8/15 vs Mia homered off David Phelps to snap a career-high 0-for-28 skid, tying Eugenio Suarez for the longest drought by a Reds batter all season...was International League Batter of the Week for 6/13-6/19 (.318, 2hr, 9rbi, 15xbh, 18tb)...was International League Player of the Month for July after leading the league in hits, extra-base hits, triples, total bases, slugging percentage and OPS...on 7/26 vs Charlotte hit for the cycle, the second of his minor league career (6/1/14 for Chattanooga vs Mobile) and the first by a Bats player since Chris Dickerson on 7/26/07.

2015: Spent most of the season with the Dodgers' affiliate in Oklahoma City, his first action at Class AAA, and in 121 apps produced 13 homers, 50rbi and 15 stolen bases...also made his Major League debut with 3hr and 4rbi in just 19g for LAD...began the season with OKC and was promoted on 6/5...debuted that night vs StL with a start in LF and in his first career plate appearance singled off Carlos Martinez...returned to Oklahoma City the next day and spent the rest of the minor league season there...rejoined the Dodgers as a September callup...on 9/4 at SD hit his first home run (solo off James Shields) and collected his first stolen base...became only the second Dodgers batter since 1914 to produce a homer and stolen base in the same game within his first 3 career games (Jose Offerman, 8/19/90)...on 9/9 at LAA led off the game with a homer off Garrett Richards...entered the season rated the eighth-best prospect in the Dodgers' organization.

MINOR LEAGUES

2014: At Class AA Chattanooga was a *Baseball America* Class AA All-Star, mid- and post-season Southern League All-Star and MiLB.com Organizational All-Star...led the Southern League in triples, HR and slugging percentage while ranking among the leaders in runs (3rd), RBI (T4th) and hits (5th)...was named to the prestigious Arizona Fall League's All-Prospects team while playing for Glendale (23g, .310, 3 2b, 5hr, 13rbi)...was added to the 40-man roster on 11/20...**2013:** At Class A Rancho Cucamonga earned the Branch Rickey Award winner as the Dodgers' Minor League Player of the Year...as a post-season and MiLB.com Organizational All-Star led the California League in extra-base hits (69) and total bases (277) while ranking among the leaders in HR (2nd), slugging percentage (2nd) and runs scored (4th)...led his team in HR and RBI...was Rancho Cucamonga's Dodger Pride Award winner for both June (.341, 6hr, 17rbi) and July (.348)...**2011:** At Rookie Ogden was the Dodger Pride Award winner for June (.346, 2hr, 12rbi).

2-HOMER GAMES (3)

Date	Pitcher
9/21/17 vs StL ...	Carlos Martinez, Zach Duke
4/26/17 at Mil	Wily Peralta
8/27/16 at Ari	Zack Godley

WALKOFF HOME RUNS (1)

Date (Inning)	Pitcher
8/2/16 for Cin vs StL (9)	Seung-Hwan Oh

LEADOFF HOME RUNS (3)

Date	Pitcher
9/16/18 for Cin at Chc	José Quintana
7/2/18 for Cin vs WSox	James Shields
9/9/15 for LAD at LAA	Garrett Richards

GRAND SLAMS (2)

Date	Pitcher
9/7/18 for Cin vs SD	Rowan Wick
8/29/17 for Cin vs NYM	Chris Flexen

CONSECUTIVE GAMES (MINIMUM 3)

Date	Dates
3 straight games for Cin	5/20-5/22, 2017

PERSONAL: At Cedar Rapids (IA) Prairie High School played baseball, football, basketball and soccer while setting school track records in the 55-meter sprint, long jump and 800-meter relay...in 2010 spent 1 season at Des Moines Area Community College in 2010, where he was a second-team National Junior College Athletic Association All-American, Iowa Community College Athletic Conference Player of the Year, first-team ICCAC All-Region and All-North Plain District...that season led DMACC in hitting (.446), runs scored (81), HR (20), slugging percentage (.877) and walks (30) while ranking second in hits (91), doubles (22), triples (3) and RBI (82)...follow on Twitter @scheb08.

SCHEBLER'S CAREER TRANSACTIONS

- Was selected by the Dodgers in the 26th round of the June 2010 first-year player draft. Was signed by Scott Little.
- On Oklahoma City's disabled list with sprained ligament in his right hand, July 4-15, 2015.
- Was acquired by the Reds, along with IF Brandon Dixon and IF Jose Peraza, as part of a 3-team deal in which the White Sox received from the Reds 3B Todd Frazier and the Dodgers received from the Sox CF Trayce Thompson, IF Micah Johnson and RHP Frankie Montas, December 16, 2015.
- On disabled list with a strained left shoulder, August 1-17, 2017; included a rehabilitation assignment at Louisville, August 15-17.
- On disabled list with a right ulnar nerve contusion, April 9-19, 2018; included rehabilitation assignments at Louisville, April 15 and at Pensacola, April 16-19.
- On disabled list with a sprained AC joint in his right shoulder, July 18-August 24, 2018; included rehabilitation assignments at Louisville, July 25-August 1 and at Pensacola, August 20-24.

CAREER FIELDING									
Pos.	Pct.	G	PO	A	E	TC	DP	PB	
LF	.975	26	39	0	1	40	0	-	
RF	.973	253	426	12	12	450	2	-	
CF	.991	49	104	1	1	106	0	-	

Career Hitting

Yr	Club	AVG	G	AB	R	H	2B	3B	HR	RBI	SH	SF	HB	BB	SO	SB	CS	OBP	SLG	E
10	AZL Dodgers - R	.294	5	17	3	5	0	2	0	1	0	0	0	1	5	1	0	.333	.529	0
11	Ogden - R	.285	70	295	44	84	17	8	13	58	0	2	5	13	97	1	1	.324	.529	2
12	Great Lakes - A	.260	137	515	67	134	32	8	6	67	2	3	10	30	99	17	11	.312	.388	5
13	Rancho Cucamonga - A	.296	125	477	95	141	29	13	27	91	4	3	15	35	140	16	5	.360	.581	6
14	Chattanooga - AA	.280	135	489	82	137	23	*14	*28	73	1	3	22	45	110	10	4	.365	*.556	7
15	Oklahoma City - AAA	.241	121	432	57	104	16	9	13	50	0	1	12	40	93	15	2	.322	.410	5
	Los Angeles (NL)	.250	19	36	6	9	0	0	3	4	0	0	1	3	13	2	1	.325	.500	0
16	Cincinnati	.265	82	257	36	68	12	2	9	40	0	0	6	19	59	2	4	.330	.432	3
	Louisville - AAA	.311	75	289	40	90	18	^8	13	43	0	2	9	19	59	2	0	.370	.564	1
17	Cincinnati	.233	141	473	63	110	25	2	30	67	0	5	14	39	125	5	3	.307	.484	5
	#Louisville - AAA	.333	3	9	1	3	1	0	0	1	0	0	0	2	1	0	0	.455	.444	1
18	Cincinnati	.255	107	380	55	97	19	0	17	49	0	2	9	39	99	4	2	.337	.439	6
	#Pensacola - AA	.154	7	26	2	4	1	0	0	1	0	0	0	2	4	0	0	.214	.192	1
	#Louisville - AAA	.231	8	26	3	6	1	0	1	2	0	0	0	5	6	0	0	.355	.385	0
	Major Totals	.248	349	1146	160	284	56	4	59	160	0	7	30	100	296	13	10	.323	.458	14
	Reds Totals	.248	330	1110	154	275	56	4	56	156	0	7	29	97	283	11	9	.323	.457	14
	Minor Totals	.275	686	2575	394	708	138	62	101	387	7	14	73	192	614	62	23	.341	.494	28

Injury rehab, * Led Southern League, ^ Tied for International League lead



NICK SENZEL

@LilSenzii

INF

15

Age: 23 Ht.: 6-1 Wt.: 205 Bats: R Throws: R ML Service: 0.000

Born: 6/29/95 Birthplace: Atlanta, GA Resides: Knoxville, TN

Acquired: Was selected by the Reds in the first round (2nd overall) of the June 2016 first-year player draft. Was signed by Brad Meador.

Contract: Signed through the 2019 season and under team control through 2024.

Non-Roster

CAREER HIGHLIGHTS

- Last name is pronounced sen-ZELL.
- Was selected by the Reds in the first round (2nd overall) of the June 2016 first-year player draft...was rated the best pure hitter in that draft...was the Reds' highest draft pick since they took SS Kurt Stillwell with the second pick of the 1983 draft.
- For the second consecutive season (2018, 2019) is rated by *Baseball America* and MLB.com's MLB Pipeline the best overall prospect in the organization.
- Entered 2019 rated 10th on *Baseball America's* Top 100 Prospects list.
- Following the 2018 season was rated by *Baseball America* the best player in the organization, the International League's best defensive second baseman and the IL's sixth-best prospect overall.
- Was the organization's Minor League Player of the Month for June 2018.
- In 2017 received the Sheldon "Chief" Bender Award as the Reds' Minor League Player of the Year, was a *Baseball America* All-Star, the organization's Player of the Month for August, Southern League Player of the Week for 8/7-8/13 and participated in both the Florida State League All-Star Game and SiriusXM All-Star Futures Game.
- In 2016 was an MiLB.com Organization All-Star.
- In November 2017 participated in a leadership training program at West Point.
- In 2019 participated in his second straight Major League spring training camp as a non-roster invitee.

2018 SEASON

- On 6/28 had season-ending surgery to reduce a fracture in his right index finger...there was no damage to the tendon in that finger.
- On 10/16 had arthroscopic surgery to clean out bone spurs in his left elbow...prior to that elbow surgery played LF and CF during the Reds' instructional league games.
- Suffered the finger injury on 6/22 while playing for Class AAA Louisville...when injured ranked fifth in the International League in hitting and finished his season with an active 11-game hitting streak (22-50, .440).
- From 5/8-5/28 also was disabled with symptoms of vertigo.
- For the Bats played 2B (28g), 3B (14g) and SS (1g).
- On 4/30 vs Columbus hit an inside-the-park home run.
- Was the organization's Player of the Month for June (19g, .387, 8 2b, 3hr, 16rbi, 3sb, .434obp, .613slg, 1.047ops).
- Following the season was rated by *Baseball America* the best player in the organization, the International League's best defensive second baseman and the IL's sixth-best prospect overall.
- Entered the season rated by *Baseball America* and MLB.com the best prospect in the organization.
- Was a non-roster invitee to 2018 Major League spring training camp, his first.

BASEBALL AMERICA'S TOP 10 REDS PROSPECTS

1. Nick Senzel, IF
2. Hunter Greene, RHP
3. ... OF Taylor Trammell, OF
4. Jonathan India, IF
5. Tony Santillan, RHP
6. Tyler Stephenson, C
7. ... Vladimir Gutierrez, RHP
8. Mike Siani, OF
9. Jose Siri, OF
10. Stuart Fairchild, OF

SEASON HIGHLIGHTS

2017: In 119 apps at Class A Daytona and Class AA Pensacola combined to hit .321 with 40 doubles, 3 triples, 14 HR, 65 RBI and 14 stolen bases...received the Sheldon "Chief" Bender Award as the organization's Minor League Player of the Year, was a *Baseball America* All-Star, Southern League Player of the Week for 8/7-8/13 (5g, .522, 4hr, 9rbi, 1.690ops) and participated in both the Florida State League All-Star Game and SiriusXM All-Star Futures Game...was the organization's Player of the Month for August (22g, .359, 4 2b, 6hr, 16rbi, 4sb, 1.092ops)...following the season was rated by *Baseball America* the second-best prospect in the Southern League and fourth-best prospect in the Florida State League...also was rated the FSL's best batting prospect and best defensive third baseman...among all Reds minor leaguers was rated best hitter for average and infielder with the best arm...among all Reds minor leaguers ranked second in hitting (.321) and fourth in RBI (65)...**2016:** Following the season was rated by *Baseball America* the top prospect in the Midwest League and by MiLB.com the top prospect in the organization and 43rd-best prospect overall...was an MiLB.com Organization All-Star...made his professional debut on 6/17 for Billings vs Missoula and went 2-for-3 with a run scored, 2 RBI and a stolen base...was hit by a pitch in his first plate appearance...at Class A Dayton, his .567 slugging percentage and ratio of extra-base hits per game (.57) were the highest marks in franchise history for a player with at least 50 apps.

PERSONAL: Played at the University of Tennessee, where he majored in psychology...was a semifinalist for the 2016 Golden Spikes Award, an award given annually to the best amateur baseball player in the country... in 2015 was named the Cape Cod League's Most Valuable Player, the league's best professional prospect and Summer Collegiate Baseball Player of the Year...follow on Twitter @LilSenzii.

SENZEL'S CAREER TRANSACTIONS

- Was selected by the Reds in the first round (2nd overall) of the June 2016 first-year player draft. Was signed by Brad Meador.
- On Pensacola's disabled list with symptoms of vertigo, September 3-remainder of the season, 2017.
- On Louisville's disabled list with symptoms of vertigo, May 8-28, 2018.
- On Louisville's disabled list with a fractured right index finger, June 24-remainder of the season, 2018.

Career Hitting

Yr	Club	AVG	G	AB	R	H	2B	3B	HR	RBI	SH	SF	HB	BB	SO	SB	CS	OBP	SLG	E
16	Billings - R	.152	10	33	3	5	1	0	4	0	1	1	1	6	5	3	0	.293	.182	0
	Dayton - A	.329	58	210	38	69	23	3	7	36	1	4	2	32	49	15	7	.415	.567	8
17	Daytona - A	.305	62	246	41	75	26	2	4	31	0	0	3	23	54	9	2	.371	.476	10
	Pensacola - AA	.340	57	209	40	71	14	1	10	34	0	0	0	26	43	5	4	.413	.560	4
18	Louisville - AAA	.310	44	171	23	53	12	2	6	25	0	2	1	19	39	8	2	.378	.509	2
Minor Totals		.314	231	869	145	273	76	8	27	130	1	7	7	106	190	40	15	.390	.513	24

SHELDON "CHIEF" BENDER AWARD - REDS MINOR LEAGUE PLAYER OF THE YEAR

2018.....Ibandel Isabel, IF/OF	2012.....Billy Hamilton, SS	2005.....Chris Denorfia, OF
2017.....Nick Senzel, 3B	2011.....Billy Hamilton, SS	2004.....Richie Gardner, RHP
2016.....Aristides Aquino, OF	2010.....Devin Mesoraco, C	2003.....Stephen Smitherman, OF
2015.....Tyler Mahle, RHP	2009.....Chris Heisey, OF	2002.....Brandon Larson, 3B
2014.....Ben Lively, RHP	2008.....Chris Valaika, SS	2001.....Adam Dunn, OF
2013.....Seth Mejias-Brean, 3B	2007.....Jay Bruce, OF	2000.....Austin Kearns, OF
	2006.....Homer Bailey, RHP	



LUCAS SIMS

@LSims_

RHP

39

Age: 24 Ht.: 6-2 Wt.: 225 Bats: R Throws: R ML Service: 0.110

Born: 5/10/94 Birthplace: Lawrenceville, GA Resides: Lawrenceville, GA

Acquired: From the Braves, along with RHP Matt Wisler and OF Preston Tucker, in exchange for OF Adam Duvall, July 30, 2018.

Contract: Signed through the 2019 season and under team control through 2024.

CAREER HIGHLIGHTS

- Was selected by the Braves in the first round (21st overall) of the 2012 first-year player draft.
- In 2017 was a mid-season International League All-Star.
- In 2015 was an Arizona Fall League Rising Star...started for the West squad in the AFL All-Star Game.
- In 2013 was an MiLB.com Braves Organization All-Star.
- Was International League Pitcher of the Week for 4/17-4/23, 2017 & 7/2-7/8, 2018 and Southern League Pitcher of the Week for 8/18-8/24, 2015.
- Entered the 2014 season rated by *Baseball America* the Braves' top overall prospect and their minor league pitcher with the best curve ball.
- Was the Braves' 2012 Minor League Pitcher of the Year...led all Braves farmhands with 12 wins.
- In 2012, following his first professional season, his curveball was rated by *Baseball America* the best in the Braves organization and the best secondary pitch of any pitcher in his draft class...through the 2016 season his curveball continued to be rated the best among all Braves minor leaguers.

SINGLE-SEASON CAREER HIGH STREAKS

Scoreless Streak By Game: 2g (2x), 5/26-5/28 & 9/2-9/5, 2018;
Scoreless Streak By Inning: 11.0, 8/17-8/28, 2017; **Winning Streak:** 2g, 8/17-8/22, 2017; **Losing Streak:** 3g, 8/1-8/12, 2017

2018 SEASON

- On 7/30 was acquired from the Braves, along with RHP Matt Wisler and OF Preston Tucker, in exchange for LF Adam Duvall...the next day was optioned to Louisville, where he made 5 starts before he was promoted to the Reds as a September callup.
- Made all 3 of his apps for the Reds in relief before he became hampered by a right teres major strain.
- For the Reds, appeared in games on 9/2 at StL, 9/5 at Pit and 9/9 vs SD.
- Didn't pitch again after 9/9.
- On 9/1 was promoted from Louisville, along with IF Blake Trahan (TRUH-haw).
- On 9/2 at StL became the 32nd pitcher to appear for the Reds, tying the 2016 franchise record for pitchers in a season.

2017: In his Major League debut made 10 starts and 4 relief apps for the Braves...began the season at Class AAA Gwinnett and despite an 8/1 promotion led the staff in starts, innings pitched and strikeouts...was promoted on 8/1 and with the exception of the 4 relief apps from 9/7-9/16 finished the season in the Braves' starting rotation...made his Major League debut in a 3-2 loss to the Dodgers on 8/1 (6ip, 6h, 3er, 0bb, 3k, 1hr)...became the fifth starter in Atlanta history to record at least 6.0 innings without issuing a walk in his first career appearance...IF Ozzie Albies also made his Major League debut on 8/1 vs LAD...they became the first pair of Braves teammates to start in the same lineup in their debuts since RHP AI Santorini and C Walt Hriniaik made their first career apps together on 9/10/68 vs SF...after losing his first 3 starts earned his first career victory in his fourth appearance, a 10-4 win at Coors Field on 8/17.

PERSONAL: Attended Brookwood High School in Snellville, Georgia...as a senior in 2012 was named Georgia Region 8 AAAAA Pitcher of the Year after finishing 8-1 with a 1.19 ERA and leading Brookwood to the state championship game...before signing with the Braves was committed to attending Clemson University.

SIMS' CAREER TRANSACTIONS

- Was selected by the Braves in the first round (21st overall) of the June 2012 first-year player draft. Was signed by Brian Bridges.
- On Carolina's disabled list, May 14-July 2, 2015; included a rehabilitation assignment at GCL Braves, June 25-July 2.
- Was acquired by the Reds, along with RHP Matt Wisler and OF Preston Tucker, in exchange for LF Adam Duvall, July 30, 2018.

Career Pitching

Yr	Club	W-L	ERA	G	GS	CG	SHO	SV	IP	H	R	ER	HR	BB	SO	WP	BK
12	Danville - R	2-4	4.33	8	8	0	0	0	27.0	26	14	13	2	12	29	1	0
	Braves - R	0-0	1.29	3	3	0	0	0	7.0	2	2	1	1	1	10	0	0
13	Rome - A	12-4	2.62	28	18	1	0	0	116.2	83	44	34	3	46	134	14	0
14	Lynchburg - A	8-11	4.19	28	28	0	0	0	156.2	146	81	73	12	57	107	15	1
15	Mississippi - AA	4-2	3.21	9	9	0	0	0	47.2	29	18	17	1	29	56	2	0
	Carolina - A	3-4	5.18	9	9	1	0	0	40.0	39	27	23	2	23	37	8	2
	#Braves - R	0-0	9.00	2	2	0	0	0	5.0	7	7	5	0	2	7	0	0
16	Gwinnett - AAA	2-6	7.56	11	10	0	0	0	50.0	56	44	42	12	37	58	9	0
	Mississippi - AA	5-5	2.67	17	17	0	0	0	91.0	64	34	27	3	55	101	5	1
17	Atlanta	3-6	5.62	14	10	0	0	0	57.2	64	37	36	9	23	44	0	0
	Gwinnett - AAA	7-4	3.75	20	19	0	0	0	115.1	95	49	48	19	36	132	5	1
18	Gwinnett - AAA	4-3	2.84	15	14	0	0	0	73.0	66	29	23	6	34	83	3	0
	Atlanta	0-0	7.84	6	0	0	0	0	10.1	12	9	9	2	8	10	0	0
	Louisville - AAA	0-2	3.81	5	5	0	0	0	28.1	20	14	12	5	5	32	1	0
	Cincinnati	0-0	6.75	3	0	0	0	0	5.1	3	4	4	1	5	6	0	0
Major Totals		3-6	6.01	23	10	0	0	0	73.1	79	50	49	12	36	60	0	0
Reds Totals		0-0	6.75	3	0	0	0	0	5.1	3	4	4	1	5	6	0	0
Minor Totals		47-45	3.78	155	142	2	0	0	757.2	633	363	318	66	337	786	63	5

Injury rehab

Career Hitting

Yr	Club	AVG	G	AB	R	H	2B	3B	HR	RBI	SH	SF	HB	BB	SO	SB	CS	OBP	SLG	E
17	Atlanta	.067	14	15	1	1	0	0	0	0	3	0	0	0	8	0	0	.067	.067	2
18	Atlanta	.000	6	1	0	0	0	0	0	0	0	0	0	0	0	0	0	.000	.000	0
	Cincinnati	.000	3	1	0	0	0	0	0	0	0	0	0	1	0	0	0	.000	.000	0
Career Totals		.059	23	17	1	1	0	0	0	0	3	0	0	0	9	0	0	.059	.059	2

Only career hit on 9/25/17 for Atl at NYM (single off Chris Flexen)



JOSE SIRI

OF
75

Age: 23 **Ht.:** 6-2 **Wt.:** 175 **Bats:** R **Throws:** R **ML Service:** 0.000

Born: 7/22/95 **Birthplace:** Sabana Grande de Boya, DR **Resides:** Sabana Grande de Boya, DR

Acquired: Was signed as a non-drafted free agent, September 21, 2012. Was signed by Richard Jimenez.

Contract: Signed through the 2019 season and under team control through 2024.

CAREER HIGHLIGHTS

- Entered the 2019 season rated by *Baseball America* the ninth-best prospect in the organization and by MLB.com's MLB Pipeline the 17th-best prospect in the Reds' system.
- Was the Most Valuable Player of the 2019 Dominican Winter League Championship Series...played for Estrellas Orientales and hit .591 with 1 HR, 6 RBI and 5 stolen bases in the 5-1 series win vs Toros del Este.
- Following the 2017 season was rated the organization's best power hitter, fastest baserunner, best athlete and outfielder with the best arm.
- In 2017 was the Reds' Minor League Hitter of the Year, a Midwest League All-Star, Reds and MiLB.com Midwest League Player of the Month for July and Midwest League Player of the Week for 6/19-6/25 and 7/10-7/16.
- From 6/22-8/3, 2017 produced a 39-game hitting streak, Dayton club and Midwest League single-season records.
- In 2016 was a mid-season Pioneer League All-Star.
- In January 2019 participated in Major League Baseball's Rookie Career Development Program.
- In 2019 attended his second consecutive Major League Spring training camp.

BASEBALL AMERICA'S TOP 10 REDS PROSPECTS

- Nick Senzel, IF
- Hunter Greene, RHP
- Taylor Trammell, OF
- Jonathan India, IF
- Tony Santillan, RHP
- Tyler Stephenson, C
- .. Vladimir Gutierrez, RHP
- Mike Siani, OF
- **Jose Siri, OF**
- Stuart Fairchild, OF

2018 SEASON

- In 96 apps at Class A Daytona and Class AA Pensacola combined to hit .239 with 41 extra-base hits, 13 HR, 43 RBI and 23 stolen bases.
- Ranked second in the Southern League with 9 triples.
- Among all Reds minor leaguers ranked T4th in stolen bases.
- Entered the season rated by *Baseball America* the seventh-best prospect in the organization...also was rated the organization's best power hitter, fastest baserunner, best athlete and outfielder with the best arm.
- Following the season played for Gigantes del Cibao of the Dominican Winter League (37g, .275, 7 2b, 2 3b, 3 HR, 11 RBI, 13 SB)...after his team was eliminated in the playoffs, was added to the roster of Estrellas Orientales...in the 5-games-to-1 win vs Toros del Este was named Most Valuable Player of the Championship Series after hitting .591 with 1 HR, 6 RBI and 5 stolen bases.

SEASON HIGHLIGHTS

2017: At Class A Dayton was the organization's Hitter of the Year, a Midwest League All-Star, Reds and MiLB.com Midwest League Player of the Month for July (.344, 10hr, 21rbi, 6sb, .680slg) and MWL Player of the Week for 6/19-6/25 and 7/10-7/16...led the Midwest League in runs, hits, total bases, extra-base hits, slugging percentage and stolen bases while tying for the MWL lead in triples...finished second in HR, T2nd in apps, fourth in RBI and fifth in batting average...led all Reds minor leaguers in HR and stolen bases while ranking third in RBI and sixth in hitting...became the third Midwest League player to produce in a season at least 20 HR and 40 stolen bases...Madison's Tom Romano and Burlington's Chuckie Canady each did it in 1982...from 6/22-8/3 produced a 39-game hitting streak, the longest in Dayton and Midwest League history (.341, 13hr, 32rbi, .671slg)...6 times extended the streak in his final plate appearance...from 6/15-8/12 reached base safely via hit, walk or hit by a pitch in 50 consecutive apps, the longest on-base streak in the minor leagues in 2017...following the season was rated by *Baseball America* the fastest baserunner and best defensive outfielder in the Midwest League...played for Cibao in the Dominican Winter League (29g, .321, 6 2b, 1 3b, 2hr, 13rbi, 11sb)...on 11/20 was added to the 40-man roster...**2016:** At Rookie Billings led the Pioneer League in triples (8) and ranked fifth in extra-base hits (30)...was a mid-season All-Star.

SIRI'S CAREER TRANSACTIONS

-- Was signed by the Reds as a non-drafted free agent, September 21, 2012. Was signed by Richard Jimenez.

Career Hitting

Yr	Club	AVG	G	AB	R	H	2B	3B	HR	RBI	SH	SF	HB	BB	SO	SB	CS	OBP	SLG	E
13	DSL Reds - R	.303	63	238	40	72	10	9	5	30	3	1	5	18	57	17	10	.363	.483	4
14	AZL Reds - R	.248	46	157	31	39	6	4	2	11	1	0	2	12	35	12	2	.310	.376	1
15	AZL Reds - R	.246	43	171	34	42	7	9	3	19	1	0	0	3	64	9	2	.259	.444	4
	Billings - R	.200	3	5	1	1	0	0	0	0	0	0	0	1	1	2	0	.333	.200	0
16	Billings - R	.320	59	241	52	77	12	*8	10	35	2	1	3	8	66	17	4	.348	.560	4
	Dayton - A	.145	27	83	5	12	3	0	0	3	1	1	0	2	34	3	2	.163	.181	4
17	Dayton - A	.293	126	*498	*92	*146	24	*11	24	76	9	6	6	33	130	*46	12	.341	*530	10
18	Daytona - A	.261	30	119	15	31	9	2	1	9	1	2	0	4	32	9	1	.280	.395	2
	Pensacola - AA	.229	66	253	42	58	8	9	12	34	0	3	3	24	91	14	5	.300	.474	0
Minor Totals		.271	463	1765	312	478	79	52	57	217	18	14	19	105	510	129	38	.316	.471	29

* Led League, In 2017 also led Midwest League in total bases (264) and extra-base hits (59)

2019 REDS



JACKSON

@jacko71422

RHP

STEPHENS

62

Age: 24 Ht.: 6-2 Wt.: 220 Bats: R Throws: R ML Service: 1.000

Born: 5/11/94 Birthplace: Oxford, AL Resides: Pensacola, FL

Acquired: Was selected in the 18th round of the 2012 first-year player draft. Was signed by Ben Jones.

Contract: Signed through the 2019 season and under team control through 2023.

CAREER HIGHLIGHTS

- In 2016 was a MiLB.com Organization All-Star and a mid-season Southern League All-Star.
- In 2015 was a Florida State League All-Star.

SINGLE-SEASON CAREER HIGH STREAKS

Scoreless Streak By Game: 8g, 9/3-9/30, 2018; Scoreless Streak By Inning: 11.1, 7/1-9/19, 2017; Winning Streak: 2g (2x), 7/1-9/10, 2017 & 6/24-6/27, 2018; Losing Streak: 3g, 7/3-9/30, 2018

2018 SEASON

- The day before Opening Day was added to the roster to replace RHP Raisel Iglesias, who went on the 3-day paternity list.
- Was 1 of 5 rookies on the Opening Day roster (RHP Tyler Mahle, RHP Zack Weiss, OF Phillip Ervin, OF Jesse Winker).
- Made 1 relief appearance for the Reds before he was optioned to Louisville on 4/1, prior to the third game of the season, when Iglesias came off the paternity list...was recalled on 5/7 and made 8 relief apps before he was optioned to Louisville on 6/5, when RHP Anthony DeSclafani came off the 60-day disabled list.
- Was promoted again on 6/19, when RHP Austin Brice was optioned, and spent the rest of the season on the Reds' roster.
- From 7/24-8/28 was disabled with a torn lateral meniscus in his right knee.
- In his last appearance for the Reds prior to his disabling, on 7/22 vs Pit, entered the game in the fourth inning in relief of starter Matt Harvey and for the second time in 2018 (5/18 vs Cubs) threw 3.1 innings, the longest relief apps of his career.
- Didn't allow an earned run in September (8g, 8ip, 3h, 1r, 4bb, 8k).
- From 8/29-8/31 pitched on 3 consecutive days for the only time in his career.

2017: Spent most of the season at Louisville, where he led the Bats in wins, starts, quality starts (12), innings pitched and strikeouts...in his Major League debut made 4 starts and 3 relief apps for the Reds...was on the roster for 5 days from 5/30-6/3 but did not pitch...in his second stint spent 1 day on the roster, on 7/1 vs Cubs started in his Major League debut and earned the 5-3 win...was promoted again in September, after Louisville's season concluded, and in 3 relief apps retired 18 of 23 batters over 6.1 scoreless innings (2h, 2bb, 3k, 1hbp) before finishing the season with 3 consecutive starts (0-1, 6.59, 13.2ip, 10Er)...on 7/1 vs Cubs became the first Reds pitcher to record in his Major League debut his first career win, hit and RBI since John Roper on 5/16/1993 vs Col...while batting with 2 outs and the bases loaded in the fourth inning, produced a 2-run single off Eddie Butler that gave the Reds a 4-3 lead...became the first Reds pitcher with 2 RBI in his big league debut since Paul Moskau had 2 RBI on 6/21/77 at Phi...became the second Major League pitcher ever to produce in his debut a victory and multiple RBI against the defending World Series champion (Pit's Gerrit Cole vs SF, June 2013)...on 7/1 vs Cubs, struck out his first career batter (Jon Jay)...3 other pitchers made Major League debuts on 7/1, including Reds teammate Luke Farrell (then with the Royals), Felix Jorge (Twins) and Paul Blackburn (Athletics)...was the first time 4 players made MLB debuts as starting pitchers on the same day since 4/17/1914, when Red Faber (White Sox), Erv Kantlehner (Pirates), Pete Henning (Kansas City of the Federal League) and Ed Porray (Buffalo of the Federal League) did it...in the 5-4 loss on 9/24 vs Bos was in line for his third victory of the season but in the eighth inning became the victim of a blown save when Mookie Betts produced a 3-run double off Raisel Iglesias that tied the game at 4-4...retired the first batter in all 3 of his relief apps...stranded both inherited baserunners...did not enter a game in a save situation...the Reds went 2-5 in games in which he pitched...attended his first Major League spring training camp.

MINOR LEAGUES

2016: In his first season at Class AA, for Pensacola was an MiLB.com Organization All-Star and a mid-season Southern League All-Star...among Southern League leaders ranked second in innings pitched, third in strikeouts and seventh in ERA...averaged 7.71 strikeouts per 9 innings, fourth-best ratio in the SL...among all Reds farmhands ranked third in ERA and fifth in strikeouts...on 11/18 was added to the Reds' 40-man roster...**2015:** At Class A Daytona was a Florida State League All-Star...ranked among the FSL leaders in wins (T1st), starts (T2nd), innings pitched (3rd) and ERA (6th)...among all Reds minor league pitchers ranked second in wins and ninth in ERA...**2012:** In his first professional season tied for second in the Arizona League with 14 games finished.

PERSONAL: Graduated from Oxford (AL) High School...follow on Twitter @jacko71422.

STEPHENS' CAREER TRANSACTIONS

- Was selected by the Reds in the 18th round of the June 2012 first-year player draft. Was signed by Ben Jones.
- On disabled list with a torn lateral meniscus in his right knee, July 24-August 28, 2018; included a rehabilitation assignment at Louisville, August 7-28.

Career Pitching

Yr	Club	W-L	ERA	G	GS	CG	SHO	SV	IP	H	R	ER	HR	BB	SO	WP	BK
12	AZL Reds - R	1-1	4.64	20	0	0	0	2	21.1	23	12	11	2	3	22	1	0
13	Dayton - A	3-7	4.59	14	6	0	0	1	64.2	79	39	33	6	18	55	1	1
14	Dayton - A	2-7	4.81	14	14	0	0	0	67.1	70	40	36	8	22	54	3	1
15	Daytona - A	*12-7	2.97	26	26	0	0	0	145.1	157	56	48	11	30	97	5	1
16	Pensacola - AA	8-11	3.33	27	26	1	1	0	151.1	148	63	56	7	41	131	4	0
17	Louisville - AAA	7-10	4.92	26	25	1	1	0	139.0	156	85	76	16	51	110	5	0
	Cincinnati	2-1	4.68	7	4	0	0	0	25.0	19	13	13	6	9	21	1	0
18	Cincinnati	2-3	4.93	29	0	0	0	0	38.1	50	30	21	7	15	33	3	0
	Louisville - AAA	1-1	5.32	16	7	0	0	0	44.0	46	30	26	4	16	35	2	0
Majors Totals		4-4	4.83	36	4	0	0	0	63.1	69	43	34	13	24	54	4	0
Minor Totals		34-44	4.07	143	104	2	2	3	633.0	679	325	286	54	181	504	21	3

* Tied for Florida State League lead

Career Hitting

Yr	Club	AVG	G	AB	R	H	2B	3B	HR	RBI	SH	SF	HB	BB	SO	SB	CS	OBP	SLG	E
17	Cincinnati	.333	7	6	1	2	0	0	0	2	0	0	0	0	2	0	0	.333	.333	0
18	Cincinnati	.000	29	2	0	0	0	0	0	0	0	0	0	1	1	0	0	.333	.000	0
Career Totals		.250	36	8	1	2	0	0	0	2	0	0	0	1	3	0	0	.333	.250	0

Only career hits on 7/1/17 vs Cubs (2-run single off Eddie Butler) & 9/24/17 vs Bos (single off Doug Fister)



ROBERT

@robsteev44

RHP

STEPHENSON 55

Age: 26 Ht.: 6-3 Wt.: 215 Bats: R Throws: R ML Service: 1.049

Born: 2/24/93 Birthplace: Martinez, CA Resides: Martinez, CA

Acquired: Was selected in the first round (27th overall) of the June 2011 first-year player draft. Was signed by Rich Bordi.

Contract: Signed through the 2019 season and under team control through 2023.

CAREER HIGHLIGHTS

- The 2011 first-round draft pick for 3 consecutive years, from 2014-2016, was rated by *Baseball America* the top prospect in the organization.
- In 2018 was an MiLB.com Organization All-Star after leading all Reds minor leaguers in ERA while ranking second in wins and third in strikeouts...was International League Pitcher of the Week for 7/23-7/29.
- In 2015 led the organization in strikeouts, was International League Pitcher of the Week for 7/27-8/2 and following the season was rated the best pitching prospect in the IL.
- In 2014 was a Southern League All-Star, was on the U.S. roster for the Sirius XM All-Star Futures Game at Min's Target Field and following the season was rated by *Baseball America* the best pitching prospect in the Southern League and the league's pitcher with the best fastball.
- In 2013 was the organization's Minor League Pitcher of the Year, a Midwest League All-Star and the Reds' Minor League Pitcher of the Month for May.
- In 2014 and 2015 attended Major League spring training camp as a non-roster invitee.

SINGLE-SEASON CAREER HIGH STREAKS

Scoreless Streak By Game: 2g, 5/18-5/21, 2017; **Scoreless Streak By Inning:** 9.0, 8/31-9/5, 2017; **Winning Streak:** 4g, 8/19-9/5, 2017; **Losing Streak:** 4g, 4/21-7/27, 2017

2018 SEASON

- Was an MiLB.com Organization All-Star.
- Led all Reds minor leaguers in ERA while ranking second in wins and third in strikeouts...ranked among the International League pitching leaders in opponents' BA (1st, .184), ERA (6th), wins (3rd), strikeouts (2nd), walks (4th), WHIP (3rd, 1.16), highest strikeouts per 9 innings ratio (2nd, 10.75) and fewest baserunners per 9 innings ratio (2nd, 10.75).
- Made all 20 of his starts for Louisville before he was promoted to the Reds on 8/8, when he started that afternoon's 8-0 loss vs the Mets...filled that day's spot in the rotation vacated by RHP Anthony DeSclafani, whose previous start was pushed back a day following a weather postponement on 8/3 at Wsh.
- Made 3 starts and 1 relief appearance for the Reds before he was disabled on 8/30 with right shoulder tendinitis...didn't pitch again the rest of the season.
- Made his first 3 apps for the Reds as a starter (0-2, 7.59) and his final appearance of the season in relief in the 9-0 loss on 8/26 at Cubs (1ip, 3h, 3er, 0bb, 1k, 1hr).
- Prior to his promotion on 8/8, in his last 7 starts for the Bats went 6-0, 1.23 (44ip, 6er)...finished his stint there with 5 consecutive quality starts, the longest such streak by a Bats pitcher since he did it from 6/26-7/23, 2016.
- On 7/30 was named International League Pitcher of the Week (2gs, 1-0, 1.29)...in the 3-0 win on 7/24/g1 vs Buffalo (7ip, 2h, 2bb, 3k, 87pch) became the first Bats righthander to throw a shutout since RHP Homer Bailey did it on 5/2/2009/g1, also vs Buffalo...was his second career IL Pitcher of the Week Award (7/27-8/2, 2015).
- On 8/3 at Columbus recorded 13 strikeouts.

2017: Among National League rookies ranked sixth in opponents' batting average (.256), ninth in strikeouts and 10th in ERA...in his second Major League season made 11 starts (5-4, 3.41) and 14 relief apps (0-2-1, 7.43) during 2 stints with the Reds...in his first stint, made all 13 apps in relief (0-2, 8.03)...after 6 weeks in Louisville rejoined the Reds on 7/22 and made 11 of his last 12 apps as a starter (12g, 5-4, 3.30)...during his second stint with the Reds was disabled with a bruised right shoulder (8/6-8/12)...suffered that injury in a start on 8/2 at Pit, when in the sixth inning he dove for a Starling Marte popped up bunt single...came off the disabled list on 8/13...in that afternoon's 7-4 loss at Mil threw 2.0 hitless innings in relief, then beginning 8/19 finished

the season with 8 consecutive starts during which he went 5-2, 2.74 with 4 quality starts...overall, after he came off the disabled list on 8/13 finished the season 5-2, 2.62 in the 8 starts and 1 relief appearance...from 8/19-9/5 went 4-0, 2.38 to become the first Reds rookie pitcher to win 4 consecutive starts while allowing 2 runs or fewer in each since Tim Lincecum did it in 1992...on 8/25 vs Pit struck out his first 6 batters, a modern club record to begin a game...in that 9-5 win recorded a career-high 11 strikeouts, the second-highest total by a Reds pitcher all season (12, Amir Garrett, 4/19 vs Bal)...was 1 of 7 rookies on the Opening Day roster...made his season debut on 4/8 at STL, the final player on the Reds' Opening Day roster to make an appearance...was optioned to Louisville on 5/30, the day after the Reds' 17-2 loss at Tor...entered that game in the third inning with the bases loaded in relief of starter Lisalverto Bonilla and allowed a grand slam to his first batter, Troy Tulowitzki...an inning later allowed a 3-run HR to Justin Smoak...overall allowed 10 hits, 7 runs and 6 earned runs, all career highs...was optioned to Louisville the next day to make room on the roster for RHP Jackson Stephens...in his first 3 apps for Louisville following his 5/30 option, all starts, allowed just 2 hits total (13ip)...became the first Bats pitcher to allow 1 hit or fewer in 3 consecutive starts since their affiliation with the Reds began in 2000...on 4/21 and 4/22 vs Cubs pitched consecutive days for the first time in his career...in the 14-2 win on 5/6 vs SF threw only 32 pitches in 3.0 hitless innings to earn his first professional save...was the first 3-inning save by a Reds pitcher since Alfredo Simon pitched the final 3 innings of the 5-1 win vs Mil on 6/16/13...recorded his only career hit during a relief appearance on 5/12 at SF, singled off Cory Gearrin in the 17th inning of that 3-2 loss...retired the first batter in 10 of his 14 relief apps...stranded 4 of his 7 inherited baserunners...converted his only save opportunity...the Reds went 9-16 in games in which he pitched...entered the season rated by *Baseball America* the fourth-best prospect in the organization and by MLB Pipeline.com the 87th-best prospect in baseball in its preseason Top 100 list.

2016: Spent most of the season at Louisville but in his Major League debut made 8 starts in 3 stints with the Reds...was 1 of 12 Reds players and 10 pitchers to make his Major League debut and 1 of a club-record 32 pitchers overall...Louisville opposing batters hit just .228, fifth-best in the International League...on 3/18 was optioned to Louisville but as the club's final spring training roster move was promoted on Opening Day, when RHP Homer Bailey was disabled...in the 10-6 win on 4/7 vs Phi became the first Reds starting pitcher to win his Major League debut since RHP Sam LeCure on 5/28/10 vs Hou...his first career strikeout victim was Obudel Herrera...after the game was optioned to Louisville...returned to Cin on 4/19, when scheduled starter Alfredo Simon was scratched with right biceps tendinitis, and earned the 4-3 win vs Col...became the first Reds pitcher to throw 7.0 innings in an appearance...became the first Reds pitcher to win his first 2 Major League starts since Larry Luebbers did it in 1993...didn't start again for the Reds until 9/5, when he suffered the 5-0 loss vs NYM...returned to Louisville following his second start on 4/19 and spent the rest of the season with the Bats until he was promoted again on 9/2...made 6 of his 8 starts in September (0-3, 7.56)...following the season was rated by MLB.com the fifth-best prospect in the organization.

MINOR LEAGUES

2015: In 25 starts at Class AA Pensacola and Class AAA Louisville combined to finish 8-11, 3.83 with 1 complete game...led the organization in strikeouts (140)...was the International League's Pitcher of the Week for 7/27-8/2 (2gs, 1-0, 0.64, 14ip, 6h, 1er, 3bb, 15k)...from 8/16-8/26 was on Louisville's disabled list with a strained right forearm...entered the season rated the best prospect in the organization, and his fastball and curveball both were rated the best of any Reds minor leaguer...following the season was rated by managers the best pitching prospect in the International League...was rated by *Baseball America* the 11th-best prospect in the IL and 12th-best prospect in the Southern League...was a non-roster invitee to spring training camp...on 11/19 was added to the 40-man roster...**2014:** In just his third professional season made all 27 apps at Pensacola in his first extended action at Class AA...was a Southern League All-Star...led the SL in walks and strikeouts, tied for the league lead in home runs allowed and led starting pitchers by averaging 8.82 strikeouts per 9 innings...opponents hit just .224, tied for the best mark in the league...established a franchise record for strikeouts with 140 (136.2ip), third-most among all Reds farmhands...in the Sirius XM All-Star Futures Game in Minneapolis threw a scoreless eighth inning in the U.S. team's 3-2 win (1ip, 1h, 1k)...following the season was rated by *Baseball America* the best pitching prospect and fourth-best prospect overall in the Southern League and the pitcher with the best fastball in the SL...entered the season rated the best prospect in the organization...attended his first Major League spring training camp in just his third professional season...**2013:** Was the organization's Minor League Pitcher of the Year, a Midwest League All-Star and the Reds' Minor

League Pitcher of the Month for May...in 22 starts at Class A Dayton and Bakersfield and Class AA Pensacola went 7-7, 2.99...ranked among the organization's minor league leaders in ERA (2nd) and strikeouts (136, 3rd)...in 6 starts in May went 5-0, 1.96 (36.2ip, 46k)...was scheduled to start the Midwest League All-Star Game but was scratched with a hamstring injury...scoreboard speed guns often clocked his fastball at 100 miles per hour...on 5/30 vs South Bend retired the first 17 batters before allowing an infield single with 2 outs in the sixth inning...*Baseball America* ranked both his fastball and curveball the best in the organization...in the Midwest League, was rated the best pitching prospect and pitcher with the best fastball...following the season was ranked the Reds' second-best player under age 25 (LHP Tony Cingrani, 1st)...**2012:** In his first professional season made 15 starts for Rookie Billings and Class A Dayton...combined to finish 3-4, 3.19 (65ip, 72k) while holding opponents to a .222 batting average...following the season was rated by *Baseball America* the second-best prospect in the organization...also was recognized by that publication as having the system's best fastball and best curveball...named the Reds' No. 3 prospect by MLB.com during the season.

PERSONAL: Attended Alhambra High School in Martinez, CA, where in 2011 he opened his senior season with consecutive no-hitters...in 13 apps that year went 7-2, 1.33 (64ip, 29h, 23bb, 132k) and was named the *San Jose Mercury News'* Gatorade California Player of the Year...while at Alhambra High touched 97 miles per hour on the radar gun...held a 4.2 grade point average in high school...follow on Twitter @robsteev44.

STEPHENSON'S CAREER TRANSACTIONS

- Was selected by the Reds in the first round (27th overall) of the June 2011 first-year player draft. Was signed by Rich Bordi.
- On Louisville's disabled list with a strained right forearm, August 16-26, 2015.
- On disabled list with a bruised right shoulder, August 6-12, 2017.
- On disabled list with right shoulder tendinitis, August 30-remainder of the season, 2018.

Career Pitching

Yr	Club	W-L	ERA	G	GS	CG	SHO	SV	IP	H	R	ER	HR	BB	SO	WP	BK
12	Billings - R	1-0	2.05	7	7	0	0	0	30.2	22	11	7	2	8	37	7	0
	Dayton - A	2-4	4.19	8	8	0	0	0	34.1	32	23	16	4	15	35	5	2
13	Dayton - A	5-3	2.57	14	14	0	0	0	77.0	56	30	22	5	20	96	10	2
	Bakersfield - A	2-2	3.05	4	4	0	0	0	20.2	19	9	7	3	2	22	1	0
	Pensacola - AA	0-2	4.86	4	4	0	0	0	16.2	17	10	9	2	13	18	1	0
14	Pensacola - AA	7-10	4.74	27	26	0	0	0	136.2	114	81	72	*18	*74	*140	9	0
15	Pensacola - AA	4-7	3.68	14	14	1	0	0	78.1	53	36	32	8	43	89	5	0
	Louisville - AAA	4-4	4.04	11	11	0	0	0	55.2	51	25	25	2	27	51	5	0
16	Cincinnati	2-3	6.08	8	8	0	0	0	37.0	41	26	25	9	19	31	2	1
	Louisville - AAA	8-9	4.41	24	24	1	0	0	136.2	115	72	67	17	71	120	5	0
17	Cincinnati	5-6	4.68	25	11	0	0	1	84.2	81	52	44	12	53	86	5	2
	Louisville - AAA	1-2	3.79	8	7	0	0	0	40.1	27	17	17	8	13	45	2	0
18	Louisville - AAA	11-6	2.87	20	20	1	1	0	113.0	74	41	36	12	57	135	8	1
	Cincinnati	0-2	9.26	4	3	0	0	0	11.2	17	12	12	2	12	11	2	1
	Major Totals	7-11	5.47	37	22	0	0	1	133.1	139	90	81	23	84	128	9	4
	Minor Totals	45-49	3.77	141	139	3	1	0	740.0	580	355	310	81	343	788	58	5

* Led Southern League, ^ In 2018 led International League in opponents' batting average (.184) and led Reds minor leaguers in ERA

Career Hitting

Yr	Club	AVG	G	AB	R	H	2B	3B	HR	RBI	SH	SF	HB	BB	SO	SB	CS	OBP	SLG	E
16	Cincinnati	.000	8	10	0	0	0	0	0	0	3	0	0	0	5	0	0	.000	.000	0
17	Cincinnati	.043	26	23	1	*1	0	0	0	0	2	0	0	15	0	0	.043	.043	3	
18	Cincinnati	.000	4	2	0	0	0	0	0	0	0	0	0	1	1	0	0	.333	.000	0
	Career Totals	.029	38	35	1	1	0	0	0	0	5	0	0	1	21	0	0	.056	.029	3

* Only career hit on 5/12/17 at SF (single off Corey Gearin in the 17th inning, 3-2 loss)



TYLER
STEPHENSON 84

@Tyler_Step22

C

Age: 22 Ht.: 6-4 Wt.: 225 Bats: R Throws: R ML Service: 0.000

Born: 8/16/96 Birthplace: Atlanta, GA Resides: Kennesaw, GA

Acquired: Was selected by the Reds in the first round (11th overall) of the 2015 first-year player draft. Was signed by John Poloni.

Contract: Signed through the 2019 season and under team control through 2024.

Non-Roster

CAREER HIGHLIGHTS

- Was selected by the Reds in the first round (11th overall) of the June 2015 first-year player draft...was the first catcher taken in the draft and was rated by both *Baseball America* and MLB.com that year's best player at that position.
- Entered 2019 rated by both *Baseball America* and MLB Pipeline the sixth-best prospect in the organization.
- In 2018 was a Florida State League All-Star...led FSL catchers in fielding percentage (.996).
- In 2017 was an MiLB.com Organization All-Star and a Midwest League All-Star.
- In November 2016 participated in a leadership training program at West Point.

2018 SEASON

- In a career-high 109 apps, at Daytona was a Florida State League All-Star.
- Led Florida State League catchers in fielding percentage (.996).
- Was rated by *Baseball America* the 18th-best prospect in Florida State League.

SEASON HIGHLIGHTS

2017: At Class A Dayton was a Midwest League All-Star...was rated by *Baseball America* the 17th-best prospect in the MWL and by MLB.com (8th) and *Baseball America* (10th) among the organization's top prospects...**2016:** Was rated by *Baseball America* (10th) and MLB.com (10th) among the Reds' top prospects...**2015:** Following his first pro season was named the Reds' fourth-best prospect by *Baseball America* and fifth-best by MLB.com.

PERSONAL: Graduated from Kennesaw Mountain High School in Marietta, GA...as a senior in 2015 hit .415 with 8 HR and 25 RBI...committed to Georgia Tech but signed with the Reds...participated in the 2019 Reds Caravan...follow on Twitter @Tyler_Step22.

STEPHENSON'S CAREER TRANSACTIONS

- Was selected by the Reds in the first round (11th overall) of the June 2015 first-year player draft. Was signed by John Poloni.
- On Dayton's disabled list with a concussion, April 26-May 9, 2016.
- On Dayton's disabled list with a left wrist injury, May 30-July 12, July 22-August 4 and August 14-remainder of the season, 2016; included a rehabilitation assignment at AZL Reds, July 6-12.
- On Dayton's disabled list with a torn ligament in his right thumb, July 15-remainder of the season, 2017; was transferred to the minor league 60-day DL, July 26.

Career Hitting

Yr	Club	AVG	G	AB	R	H	2B	3B	HR	RBI	SH	SF	HB	BB	SO	SB	CS	OBP	SLG	E
15	Billings - R	.268	54	194	28	52	15	0	1	16	0	0	3	22	42	0	2	.352	.361	8
16	Dayton - A	.216	39	139	17	30	4	1	3	16	2	0	0	12	45	0	0	.278	.324	3
	#AZL Reds - R	.250	5	20	4	5	1	0	1	2	0	0	1	2	7	0	0	.348	.450	0
17	Dayton - A	.278	80	295	39	82	22	0	6	50	0	5	4	44	58	2	1	.374	.414	6
18	Daytona - A	.250	109	388	60	97	20	1	11	59	0	7	10	45	98	1	0	.338	.392	^ 3
Minor Totals		.257	287	1036	148	266	62	2	22	143	2	12	18	125	250	3	3	.343	.384	20

Injury rehab, ^ In 2018 led Florida State League catchers in fielding percentage (.996)



EUGENIO SUÁREZ

3B

7

Age: 27 Ht.: 5-11 Wt.: 213 Bats: R Throws: R ML Service: 4.061

Born: 7/18/91 Birthplace: Puerto Ordaz, VZ Resides: Puerto Ordaz, VZ

Acquired: From the Tigers, along with minor league RHP Jonathon Crawford, in exchange for RHP Alfredo Simon, December 11, 2014.

Contract: Signed a 7-year contract extension through the 2024 season, with a club option for 2025, March 16, 2018.

CAREER HIGHLIGHTS

- First name is pronounced AY-you-hay-nee-oh.
- In 2018 was voted by his peers to his first All-Star team and by the Cincinnati chapter of the Baseball Writers' Association of America the Ernie Lombardi Award as the Reds' Most Valuable Player.
- In 2018 was 1 of only 7 players in the Major Leagues to hit at least .283 with at least 34 HR and 104 RBI... became only the fourth player in franchise history to hit 30 HR in a season while playing primarily third base (Deron Johnson, Tony Pérez twice, Todd Frazier)... became the 18th Reds player at any position with at least 30 HR and 100 RBI in a season.
- Is 1 of only 11 players born in Venezuela to hit at least 30 HR in a season.
- Shares the franchise record for consecutive apps with at least 1 home run (5g, 7/23-7/27, 2018).
- Since RBI became an official statistic in 1920, is the only Reds third baseman ever to record at least 8 HR and 29 RBI in a calendar month (May 2018, 8 HR, 29 RBI).
- In 2017 received the Joe Nuxhall Good Guy Award in voting of the local chapter of the BBWAA.
- In 2015 led the Reds in starts at SS and in each of the last 3 seasons (2016-2018) led the club in starts at 3B.
- In 2012 and 2013 was an MiLB.com Tigers Org All-Star.
- In 2012 was a Midwest League All-Star, West Michigan's Player of the Year, MWL Player of the Week for 5/28-6/3 and the Tigers' Minor League Player of the Month for June...won a MiLB.com Gold Glove Award.
- Following the 2018 season participated in MLB's Japan All-Star Series with Nippon Professional Baseball.

2018 SEASON

- Was voted by his peers to his first All-Star team and by the local chapter of the BBWAA the Ernie Lombardi Award as the Reds' Most Valuable Player.
- Received two 10th-place votes from the BBWAA for the National League's Most Valuable Player Award.
- Was 1 of only 7 players in the Major Leagues to hit at least .283 with at least 34 HR and 104 RBI (J.D. Martinez, Christian Yelich, Nolan Arenado, Manny Machado, Trevor Story, Javier Báez).
- Is 1 of only 4 third basemen in Reds history to produce at least 30 HR in a season (Todd Frazier, Tony Pérez twice, Deron Johnson).

TRIPLE CROWN

In 2018, **Eugenio Suárez** was 1 of only 7 players in the Major Leagues to hit at least .283 with at least **34 HR** and **104 RBI**:

J.D. Martinez, Bos	.330	43 HR	130 RBI
Christian Yelich, Mil	.326	36 HR	110 RBI
Nolan Arenado, Col	.297	38 HR	110 RBI
Manny Machado, LA	.297	37 HR	107 RBI
Trevor Story, Col	.291	37 HR	108 RBI
Javier Báez, Chi	.290	34 HR	111 RBI
Eugenio Suárez, Cin	.283	34 HR	104 RBI

HOTTEST CORNER

In 2018, **Eugenio Suárez** (.283, 34 HR, 104 RBI) became only the fourth player in franchise history to hit **30 HR** in a season while playing primarily **third base** (5th time, list below)...he is the 18th Reds player at any position with at least **30 HR** and **100 RBI** in a season.

Tony Pérez	1970	40 HR, 129 RBI
Tony Pérez	1969	37 HR, 122 RBI
Todd Frazier	2015	35 HR, 89 RBI
Eugenio Suárez	2018	34 HR, 104 RBI
Deron Johnson	1965	32 HR, 130 RBI

HR & RBI Season Totals

CLUB RECORD

Eugenio Suárez from **7/23-7/27, 2018** homered in a career-high 5 straight games to tie the club record for consecutive apps with at least 1 home run...only **8 players** in Reds history, since 1900, homered in a club-record **5 straight apps**:

Eugenio Suárez	5 HR, 8 RBI	7/23-7/27, 2018
Jay Bruce	6 HR, 13 RBI	7/23-7/27, 2016
Devin Mesoraco	5 HR, 12 RBI	6/19-6/24, 2014
Adam Dunn	5 HR, 10 RBI	5/14-5/19, 2008
Ken Griffey Jr.	5 HR, 6 RBI	7/8-7/12, 2003
Johnny Bench	7 HR, 13 RBI	5/30-6/3, 1972
George Crowe	5 HR, 7 RBI	8/8-8/14, 1957
Ted Kluszewski	6 HR, 9 RBI	8/11-8/15, 1954

- Was a finalist for the Louisville Slugger Silver Slugger Award...among National League third basemen ranked second in HR and RBI; third in hits, slugging and extra-base hits; and fourth in BA and on-base percentage.
- Despite missing 16 games in April with a fractured right thumb ranked among the overall National League leaders in RBI (6th), HR (T7th), slugging percentage (8th, .526), OPS (10th, .892), BA vs LHP (9th, .320), RBI ratio (2nd, 5.1ab) and HR ratio (2nd, 15.5ab).
- From 4/9-4/25 was disabled with a fractured right thumb...suffered the injury on 4/8 at Pit, when he was hit by a Jameson Taillon pitch...missed 16 games (3-13).
- Led the team in HR, RBI, slugging percentage (.526) and OPS (.892)...led the team in starts batting fifth in the order (54gs) but also hit second (8gs), third (7gs) and fourth (72gs)...established career highs in batting average, hits, HR, RBI, slugging percentage, OPS, total bases (277) and extra-base hits (58).
- From 7/23-7/27 homered in 5 straight apps to tie the club record for consecutive games with a HR (8th player)...only Kendrys Morales (7g) and Matt Carpenter (6g) had longer home run streaks in the Major Leagues in 2018.
- Was 1 of only 10 players in the Major Leagues to produce at least three 10-game hitting streaks (13g, 13g, 10g)...his career-high 13-game hitting streaks (6/8-6/23, 6/27-7/10) were the longest by any Reds batter in 2018.
- Became only the third Reds batter since 2000 with at least 70 RBI (71) prior to the All-Star break, joining Ken Griffey Jr. in 2000 (72) and Brandon Phillips in 2013 (74).
- In May led the Major Leagues in RBI (29) while ranking T3rd in both extra-base hits (15) and HR (8)...since RBI became an official statistic in 1920, is the only Reds third baseman ever to record at least 8 HR and 29 RBI in a calendar month.
- Tied the franchise record for most RBI by a Reds player in his first 20 apps of a season (25)...played in his 20th game on 5/8 vs NYM and produced 4 RBI to give him 25...George Crowe (1958), Vada Pinson (1962) and Ken Griffey Jr. (2006) each produced 25 RBI in his first 20 games of those respective seasons.
- In the 9-game homestand from 4/30-5/9, became the first Reds batter to produce 15 RBI in a homestand since Jay Bruce had 15 RBI in 7 games from 8/8-8/14, 2011...in those 9 apps vs the Brewers, Marlins and Mets at Great American Ball Park, he hit .313 (3 2b, 3hr, .688slg, .395obp).
- In the 14-3 loss on 4/6 vs Pit started at 3B but moved to SS in the eighth inning...was his first appearance at SS since 8/20/17, when he made his only appearance of that season at that position...finished the 2018 season with 3 apps at SS, including a start on 8/21 at Mil...is his only start at SS since 4/14/16 at Cubs.
- On 4/1 vs Wsh made the 500th appearance of his career.
- Hit the second of the team-record 11 grand slams (5/24 vs Pit off Ivan Nova)...was his third career grand slam.
- Between his 32nd and 33rd HR (solo HR off Alex Wood on 9/10 vs LAD, 2-run HR off Nick Kingham on 9/28 vs Pit), went 13 apps and 49 at bats, both season highs, without a home run or RBI...finished the season with 2 HR in his last 3 apps.
- Following the season participated in MLB's Japan All-Star Series with Nippon Professional Baseball.

MLB'S LONGEST HOME RUN STREAKS IN 2018

Kendrys Morales	7g (8 HR, 13 RBI)	8/19-8/26
Matt Carpenter	6g (8 HR, 12 RBI)	7/14-7/21
David Dahl	5g (5 HR, 12 RBI)	9/24-9/28
Ronald Acuña	5g (6 HR, 12 RBI)	8/11-8/14
Eugenio Suárez	5g (5 HR 8 RBI)	7/23-7/27
Jonathan Schoop.....	5g (5 HR, 11 RBI)	7/22-7/27
Odúbel Herrera	5g (5 HR, 8 RBI)	6/17-6/22

Pit's Dale Long (1956), NY's Don Mattingly (1987) and Sea's Ken Griffey Jr. (1993) share the Major League record for most consecutive apps with at least 1 home run (8)

RBI IN A MONTH BY REDS SINCE 2011

Jay Bruce	33	May 2011
Eugenio Suárez	29	May 2018
Adam Duvall	28	May 2017
Joey Votto	26	August 2016
Jay Bruce	26	June 2016
Adam Duvall	26	June 2016

Club record for RBI in month is **45, Gus Bell, June 1953**
Courtesy Elias Sports Bureau

2017: In voting of the local chapter of the BBWAA received the Joe Nuxhall Good Guy Award...established career highs in runs, HR, RBI, walks, on-base percentage, slugging percentage and OPS...tied career highs in doubles and triples...led the team with nine 3-hit games...led National League third basemen in fielding percentage (.976)...from 7/3-9/27 produced a 71-game errorless streak, the longest of his career...committed 3 of his 9 errors over his last 3 apps of the season, including 2 errors on the same play in the Reds' final game of the year...made 153 apps and 149 starts at 3B...in the bottom of the fifth inning of the 8-1 loss on 8/20 at ATL made his only appearance of the season at SS as part of a double switch in which he replaced starter José Peraza...made a team-high 93 starts batting fifth but also hit second (6gs), fourth (14gs) and sixth (36gs)...had his best month in August, when he hit .348 with 8 HR, 20 RBI and an OPS of 1.184 (.487obp, .697slg)...from 8/9-8/25 produced a career-high 16-game on-base streak (21-52, .404, 5 2b, 6hr, 16rbi, .846slg, .556obp) that included a career-high 10-game hitting streak (8/15-8/25, 14-35, .400, 3 2b, 4hr, 11rbi, .829slg, .511obp)...produced 21 home runs at home, tied for the fourth-highest single-season total at Great American Ball Park (Adam Dunn 26, Dunn 25, Dunn 22, Jay Bruce 21)...in the seventh inning of the 8-7 loss on 5/23 vs Cle produced his first career pinch-hit HR, a 3-run shot off Bryan Shaw that tied the score at 7-7...produced three 2-homer games...following a called strikeout on 7/9 at Ari was ejected for the first time in his career (HP umpire Brian O'Nora)...on 8/17 at Cubs singled and doubled in the 9-run second inning...from 9/19-9/21 missed 3 games for the birth of daughter Nicole.

2016: Led the club in games played, at bats and 3-hit games (11)...ranked T2nd in the National League in games played...among National League third basemen ranked sixth in HR, seventh in RBI and T6th in extra-base hits...became only the 10th third baseman in franchise history to produce at least 20 home runs in a season, joining Gene Freese (1961), Deron Johnson (1965), Tony Perez (1967, 1969-1971), Buddy Bell (1986), Chris Sabo (1990-1991, 1993), Aaron Boone (2002), Edwin Encarnacion (2008), Scott Rolen (2010) and Todd Frazier (2014-2015)...missed only 3 games all season (4/18 vs Col, 5/29 at Mil, 7/10 at Mia)...made 149 starts at 3B, 1 start at SS (4/14 at Chi) and 1 start at DH (8/29 at LAA)...in his last 69 apps of the season beginning 7/19 hit .279 (67-240, 20 2b, 5hr, 28rbi, 5sb)...from 4/6-4/10 homered in 4 of his first 6 apps of the season (9rbi), the first Reds batter with 4 homers in the club's first 6 games since Adam Dunn had 4 HR in the first 6 games of the 2004 season...produced 4 homers over 5 apps from 4/6-4/10 and 3 homers over a 4-game stretch from 5/15-5/18...in the 10-6 win on 4/7 vs Phi hit his first career grand slam (off Daniel Stumpf)...in the 11-4 win on 6/2 at Col established career highs with 2 homers and 10 total bases and tied career highs with 3 hits and 4 RBI...on 7/18 vs Atl celebrated his 25th birthday with a 2-run HR off Matt Wisler...in the 3-2 win on 9/2 vs StL produced the first walkoff hit of his career, an RBI-single off Seung Hwan Oh...from 5/19-5/30 went 0-for-28, the longest hitless skid of his career and the longest by a Reds batter since Todd Frazier went 0-for-31 from 7/26-8/7, 2013...prior to that hitless stretch hit .313 during a season-high 7-game hit streak (3hr, 8rbi)...on 10/1 vs Chi snapped an 0-for-12 skid with his first HR since 8/30 at LAA, at 29 games his longest homerless drought of the season...reached base safely in all 22 spring training apps and overall hit safely in 20 apps.

2015: Led the club in starts at SS (95) and in starts batting seventh in the order (39)...began the season at Louisville but became the club's starting shortstop on 6/11, the day after Zack Cozart suffered a season-ending knee injury...although he didn't make his season debut until 6/11, his 13 homers ranked T8th among Major League shortstops and T4th among NL shortstops...on 8/31 and 9/1 at Cubs homered in consecutive games for the only time in his Major League career...produced hitting streaks of 6, 5, 9, 8 and 7 games...produced 2 successful suicide squeeze bunts...in the 10-run sixth inning on 8/24 vs Det (12-5 win) produced a solo HR and a 2-run double in the same inning Brandon Phillips had a 2-run HR and 2-run triple...on 8/8 at Ari, his 2-run HR in the fourth inning off Robbie Ray snapped the Reds' 30-inning scoreless streak, their longest since 1989...reached base in 49 of his 57 apps for the Bats.

2014: In his Major League debut made 85 apps for the Tigers, including 81g at SS and 2g at 3B...also made 54 minor league appearances for Class AA Erie and Class AAA Toledo...on 6/4 was promoted from Toledo and made his Major League debut that day vs Tor as a defensive replacement at shortstop...on 6/7 vs Bos became the 23rd player in franchise history to produce a home run for his first Major League hit (solo off Jon Lester)...became only the fourth Tigers rookie to homer in 3 of his first 7 career starts (Alex Avila 2009, Robert Fick 1998, Frank Doljack 1930)...on 6/14 vs Min finished a single shy of the cycle...following the season played for Caracas in the Venezuelan Winter League (17g, .250, 3 2b, 3 3b, 1hr, 6rbi).

MINOR LEAGUES

2013: On 5/2 was promoted from Class A Lakeland to Class AA Erie...**2012:** At Class A West Michigan was a Midwest League All-Star and the club's Player of the Year...among MWL leaders ranked second in hits, T3rd in apps, fifth in walks and T5th in total bases (209)...led all league shortstops with 257 putouts...was Midwest League Player of the Week for 5/28-6/3 (7g, 18-28, .643, 4 2b, 1 3b, 3rbi)...was the organization's Minor League Player of the Month for June (22g, .366, 11 2b, 1hr, 7rbi)...**2010:** Was the Tigers' Venezuelan Summer League Player of the Year.

2-HOMER GAMES (4)

Date	Pitcher
8/22/17 vs Chi	John Lackey, Felix Pena
7/20/17 vs Ari	Patrick Corbin, J.J. Hoover
4/22/17 vs Chi	Jake Arrieta, Justin Grimm
6/2/16 at Col	C. Qualls, Gonzalez German

PINCH-HIT HOME RUNS (1)

Date	Pitcher
5/23/17 vs Cle	Bryan Shaw

GRAND SLAMS (3)

Date	Pitcher
5/24/18 vs Pit	Ivan Nova
9/13/17 at StL	Ryan Sherriff
4/7/16 vs Phi	Daniel Stumpf

CONSECUTIVE GAMES (MINIMUM 3)

Date	Dates
5 straight games *	7/23-7/27, 2018

* Tied franchise record for HR in consecutive apps

SINGLE-SEASON CAREER HIGH STREAKS

Hitting Streak: 13g (2x), 6/8-6/23 & 6/27-7/10, 2018; **Hitless Streak:** 28ab, 5/19-5/30, 2016

SUÁREZ' CAREER TRANSACTIONS

- Was signed by the Tigers as a non-drafted free agent, October 9, 2008. Was signed by Alejandro Rodriguez.
- Was acquired by the Reds, along with minor league RHP Jonathon Crawford, in exchange for RHP Alfredo Simon, December 11, 2014.
- On disabled list with a fractured right thumb, April 9-25, 2018; included a rehabilitation assignment at Louisville, April 24-25.

CAREER FIELDING

Pos.	Pct.	G	PO	A	E	TC	DP	PB
3B	.955	450	301	789	51	1141	80	-
SS	.962	* 183	265	462	29	756	109	-

In 2017 led National League third basemen in fielding percentage (.976)
 * In 2018 made 3 apps at SS (4/6 vs Pit, 8/14 vs Cle, start on 8/21 at Mil)

Career Hitting

Yr	Club	AVG	G	AB	R	H	2B	3B	HR	RBI	SH	SF	HB	BB	SO	SB	CS	OBP	SLG	E
09	VSL Tigers - R	.262	57	206	29	54	9	3	1	15	1	1	*15	17	32	8	4	.360	.350	14
10	VSL Tigers - R	.311	61	225	32	70	12	2	1	18	4	2	7	23	44	8	6	.389	.396	12
11	GCL Tigers - R	.341	12	44	11	15	7	0	2	9	1	0	2	3	4	2	0	.408	.636	5
	Connecticut - A	.250	58	204	37	51	11	5	5	24	3	0	4	18	43	9	5	.323	.426	19
12	West Michigan - A	.288	135	511	82	147	34	5	6	67	5	7	15	65	116	21	9	.380	.409	18
13	Lakeland - A	.311	25	103	17	32	6	2	1	12	0	1	4	14	25	2	3	.410	.437	10
	Erie - AA	.253	111	442	53	112	24	4	9	45	2	0	6	46	98	9	11	.332	.387	26
14	Erie - AA	.284	42	155	26	44	14	1	6	29	0	0	0	15	38	7	2	.347	.503	7
	Toledo - AAA	.302	12	43	6	13	4	0	2	7	0	1	2	6	9	2	0	.404	.535	2
	Detroit	.242	85	244	33	59	9	1	4	23	5	1	5	22	67	3	2	.316	.336	10
15	Louisville - AAA	.256	57	203	30	52	9	2	8	25	5	1	3	26	40	3	4	.348	.438	11
	Cincinnati	.280	97	372	42	104	19	2	13	48	4	2	3	17	94	4	1	.315	.446	19
16	Cincinnati	.248	159	565	78	140	25	2	21	70	0	3	8	51	155	11	5	.317	.411	^23
17	Cincinnati	.260	156	534	87	139	25	2	26	82	0	5	9	84	147	4	5	.367	.461	9
18	Cincinnati	.283	143	527	79	149	22	2	34	104	0	6	9	64	142	1	1	.366	.526	19
	#Louisville - AAA	.200	2	5	1	1	1	0	0	0	0	0	0	3	1	0	0	.500	.400	0
Major Totals		.264	640	2242	319	591	100	9	98	327	9	17	34	238	605	23	14	.341	.447	80
AL Totals		.242	85	244	33	59	9	1	4	23	5	1	5	22	67	3	2	.316	.336	10
Reds Totals		.266	555	1998	286	532	91	8	94	304	4	16	29	216	538	20	12	.344	.461	70
Minor Totals		.276	572	2141	324	591	131	24	41	251	21	13	58	236	450	71	44	.362	.417	124

Injury rehab, * Led Venezuelan Summer League, ^ Led Major League third basemen, In 2017 led National League third basemen in fielding percentage (.976)

All-Star Record

Yr	Club, Site	AVG	G	AB	R	H	2B	3B	HR	RBI	SH	SF	HB	BB	SO	SB	CS	OBP	SLG	E	
18	NL, Washington	.000	1	1	0	0	0	0	0	0	0	0	0	* 1	0	1	0	0	.000	.000	0

* HBP by Hou's Charlie Morton

Division Series Record

Yr	Club, Opponent	AVG	G	AB	R	H	2B	3B	HR	RBI	SH	SF	HB	BB	SO	SB	CS	OBP	SLG	E
14	Det vs Bal	.000	1	1	0	0	0	0	0	0	0	0	0	0	0	0	0	.000	.000	0

Japan All-Star Series

Yr	Club, Site	AVG	G	AB	R	H	2B	3B	HR	RBI	SH	SF	HB	BB	SO	SB	CS	OBP	SLG	E
18	MLB vs NPB	.267	4	15	1	4	1	0	0	1	0	0	1	0	4	0	0	.313	.333	0



BLAKE TRAHAN

@Baby_Trahan

INF

51

Age: 25 Ht.: 5-9 Wt.: 180 Bats: R Throws: R ML Service: 0.030

Born: 9/5/93 Birthplace: Lake Charles, LA Resides: Kinder, LA

Acquired: Was selected by the Reds in the third round of the June 2015 first-year player draft. Was signed by Ben Jones.

Contract: Signed through the 2019 season and under team control through 2024.

CAREER HIGHLIGHTS

- The Louisiana native's last name is pronounced TRUH-haw.
- In 2018 received the prestigious Rawlings Gold Glove Award for minor league shortstops.
- In each of the last 2 seasons led his league's shortstops in highest fielding percentage (2017 Southern League, .982; 2018 International League, .984).
- In 2016 led the Florida State League in apps and runs scored...from 4/22-5/25 reached base safely in 31 straight games, the FSL's longest on-base streak of that season...was Florida State League Player of the Week from 8/22-8/28.
- In 2015 was a Pioneer League All-Star.
- In January 2019 participated in Major League Baseball's Rookie Career Development Program.
- In 2019 participated in his first official Major League spring training camp...while in minor league camp over the previous 3 Cactus League seasons made 26 apps for the Reds (hit .429 in 13g in 2016, hit .333 in 8g in 2017, went 0-for-6 in 5g in 2018).

MINOR LEAGUE BASEBALL'S

2018 RAWLINGS GOLD GLOVE AWARDS

1B	Evan White, Mariners
2B	Daniel Brito, Phillies
3B	Ke'Bryan Hayes, Pirates
SS	BLAKE TRAHAN, REDS
LF	Troy Stokes Jr., Brewers
CF	Bryce Johnson, Giants
RF	Logan Baldwin, Giants
C	Payton Henry, Brewers
P	Bernardo Flores, White Sox

2018 SEASON

- Was the shortstop on the Minor League Rawlings Gold Glove Award team...only 9 minor league players are recognized each season for defensive excellence...C Tucker Barnhart was named to the team in 2011 and SS Zach Vincej in 2016.
- Spent the minor league season at Louisville, where he led the Bats in games, at bats and walks...made 127 starts at SS and 2 starts at 2B...among the International League leaders ranked sixth in apps and T1st in sac bunts (12)...led IL shortstops in fielding percentage (.984).
- In his Major League debut, as a September callup made 11 apps and 2 starts for the Reds...made 5 apps and both of his starts at shortstop (9/3 at Pit, 9/21 at Mia)...also played 2B (3g) and 3B (2g).
- Was 1 of 9 Reds to make his Major League debut (IF Alex Blandino, RHP Tanner Rainey, RHP Zack Weiss, IF/OF Rosell Herrera, IF/OF Brandon Dixon, RHP Jesús Reyes, OF Aristides Aquino, OF Gabriel Guerrero).
- Joined the Reds when rosters expanded on 9/1.
- In the 5-1 loss on 9/3 at Pit started at SS in his Major League debut...in the seventh inning singled off Trevor Williams for his first career hit.
- In the fifth inning on 9/30 vs Pit, in the Reds' final game of the season, singled off Tanner Anderson to produce his first career RBI...an inning later, the scoring decision on that hit was changed to an error on 2B Kevin Kramer, taking away the RBI.
- Produced 3 of Louisville's 6 walkoff wins, including 2 run-scoring singles and a squeeze bunt.

PERSONAL: Graduated from Kinder (LA) High School...played at the University of Louisiana at Lafayette, where in 2015 he was named Sun Belt Conference Player of the Year...in 2014 became the first Cajuns player to play with the USA Baseball Collegiate National Team...also that year was named the Sun Belt Conference Tournament's Most Outstanding Player and a *Baseball America* second-team All-American... follow on Twitter @Baby_Trahan.

SINGLE-SEASON CAREER HIGH STREAKS

Hitting Streak: 2g, 9/9-9/17, 2018; Hitless Streak: 7ab, 9/19-9/30, 2018



TRAHAN'S CAREER TRANSACTIONS

-- Was selected by the Reds in the third round of the June 2015 first-year player draft. Was signed by Ben Jones.

		CAREER FIELDING							
Pos.	Pct.	G	PO	A	E	TC	DP	PB	
2B	---	3	0	0	0	0	0	-	-
3B	1.000	2	1	1	0	2	0	-	-
SS	1.000	5	4	5	0	9	3	-	-

Career Hitting

Yr	Club	AVG	G	AB	R	H	2B	3B	HR	RBI	SH	SF	HB	BB	SO	SB	CS	OBP	SLG	E
15	Billings - R	.312	47	186	32	58	8	3	1	15	1	1	3	25	19	10	3	.400	.403	8
	Daytona - A	.114	11	35	1	4	0	0	0	0	0	0	1	0	5	0	0	.139	.114	2
16	Daytona - A	.263	*131	521	*90	137	21	9	4	47	12	4	1	49	73	25	8	.325	.361	16
17	Pensacola - AA	.222	136	455	55	101	18	0	2	27	11	1	7	52	82	12	7	.311	.275	^9
18	Louisville - AAA	.245	129	444	55	109	17	1	2	31	12	0	5	49	104	6	3	.327	.302	^8
	Cincinnati	.214	11	14	2	3	0	0	0	0	0	0	0	4	0	0	0	.214	.214	0
Major Totals		.214	11	14	2	3	0	0	0	0	0	0	0	4	0	0	0	.214	.214	0
Minors Totals		.249	454	1641	233	409	64	13	9	120	36	6	17	175	283	53	21	.327	.321	43

* Led Florida State League, ^ In 2017 led Southern League SS in fielding percentage (.982) & in 2018 led International League SS in fielding percentage (.984)



TAYLOR

@TaylorTram24

OF

TRAMMELL 78

Age: 21 Ht.: 6-2 Wt.: 215 Bats: L Throws: L ML Service: 0.000

Born: 9/13/97 Birthplace: Powder Springs, GA Resides: Kennesaw, GA

Acquired: Was selected in Competitive Balance Round A (35th overall) of the June 2016 first-year player draft. Was signed by John Poloni.

Contract: Signed through the 2019 season and under team control through 2024.

Non-Roster

CAREER HIGHLIGHTS

- Last name is pronounced truh-MELL.
- In 2019 participated in his first Major League spring training camp.
- Entered the 2019 season rated by MLB Pipeline the second-best prospect in the organization, behind IF Nick Senzel, and by *Baseball America* the third-best prospect in the Reds' system.
- Entered 2019 rated 33rd on *Baseball America's* Top 100 Prospects list.
- In each of the last 3 seasons was an MiLB.com Reds Organization All-Star.
- In 2018 was the Most Valuable Player of the Sirius XM All-Star Futures Game, a mid-and post-season Midwest League All-Star and an Arizona Fall League Rising Star.
- In 2017 was a *Baseball America* Class A All-Star.
- In 2016 was rated the best athlete and fastest base runner in the organization.
- In November 2016 participated in a leadership training program at West Point.

BASEBALL AMERICA'S TOP 10 REDS PROSPECTS

1. Nick Senzel, IF
2. Hunter Greene, RHP
3. Taylor Trammell, OF
4. Jonathan India, IF
5. Tony Santillan, RHP
6. Tyler Stephenson, C
7. ... Vladimir Gutierrez, RHP
8. Mike Siani, OF
9. Jose Siri, OF
10. Stuart Fairchild, OF

2018 SEASON

- At Class A Daytona Beach was the Most Valuable Player of the Sirius XM All-Star Futures Game, an MiLB.com Reds Organization All-Star, a mid-season and post-season Midwest League All-Star and an Arizona Fall League Rising Star.
- As MVP of the Futures Game at Nationals Park sent his bat to the Cooperstown Hall of Fame...went 2-for-2 with a 438-foot HR and a triple.
- Among Florida State League leaders ranked T3rd in runs scored and walks, fourth in on-base percentage, T4th in stolen bases and ninth in hitting...with 25 steals ranked third among all Reds minor league batters.
- Was voted by *Baseball America* the Futures Game's best hitter and the Florida State League outfielder with the best throwing arm.
- Was rated by *Baseball America* the fifth-best prospect in the Florida State League and by MLB.com the seventh-best prospect in the Arizona Fall League.
- Following the season played for the Scottsdale Scorpions in the Arizona Fall League (22g, .298, 4 2b, 2 3b, 0 HR, 6 RBI, 6 SB, .359obp, .393slg, .752ops).

SEASON HIGHLIGHTS

2017: At Class A Dayton was a *Baseball America* Class A All-Star...ranked among Midwest League leaders in games (1st), RBI (2nd), walks (2nd), stolen bases (2nd), hits (3rd), triples (3rd), total bases (4th) and batting average (10th)...reached base safely in 28 straight games from 6/28-7/28 and in 27 consecutive games from 4/8-5/11...was rated by MLB.com and *Baseball America* the Reds' third-best prospect...following the season was rated the sixth-best prospect in the Midwest League...**2016:** Was rated by *Baseball America* (5th) and MLB.com (11th) among top prospects in the organization...was rated by *Baseball America* the organization's best athlete and fastest base runner...his 24 stolen bases ranked T3rd in the Pioneer League.

PERSONAL: Graduated from Mount Paran Christian School in Kennesaw, Georgia, where in his senior year he combined for 8 Player of the Week awards and 7 Player of the Year awards in football and baseball...was the Georgia Sports Writers Association's Class A Offensive Player of the Year after he rushed for 2,479 yards and 36 touchdowns on 251 carries and collected 144 receiving yards and 2 touchdowns on 17 catches...during his senior baseball season hit .463 with 6 HR, 19 RBI, 30 runs scored and 22 stolen bases...with a 3.4 GPA, was a Wendy's Heisman Student Athlete All-American...received the Ron Mulkey Eagle Award, Mount Paran's most coveted and prestigious honor given to servant-leaders who "honor God, love others and walk in truth"...participated in the Under Armour All-America Game at Wrigley Field...his brother, Kyle, was a starting linebacker at Mercer University...participated in the 2019 Reds Caravan...follow on Twitter @TayTram24.

TRAMMELL'S CAREER TRANSACTIONS

- Was selected by the Reds in Competitive Balance Round A (35th overall) of the June 2016 first-year player draft. Was signed by John Poloni.
- On Daytona's disabled list, August 8-16, 2018.

Career Hitting

Yr	Club	AVG	G	AB	R	H	2B	3B	HR	RBI	SH	SF	HB	BB	SO	SB	CS	OBP	SLG	E
16	Billings - R	.303	61	228	39	69	9	6	2	34	0	0	3	23	57	24	7	.374	.421	1
17	Dayton - A	.281	*129	491	80	138	24	10	13	77	0	7	1	71	123	41	12	.368	.450	3
18	Daytona - A	.277	110	397	71	110	19	4	8	41	0	1	5	58	105	25	10	.375	.406	4
Minor Totals		.284	300	1116	190	317	52	20	23	152	0	8	9	152	285	90	29	.372	.428	8

* Led Midwest League



JOEY VOTTO

1B
19

Age: 35 **Ht.:** 6-2 **Wt.:** 220 **Bats:** L **Throws:** R **ML Service:** 11.027

Born: 9/10/83 **Birthplace:** Toronto, Canada **Resides:** Toronto, Canada

Acquired: Was selected by the Reds in the second round of the June 2002 first-year player draft. Was signed by John Castleberry.

Contract: Signed a 10-year contract extension through the 2023 season, with a club option for 2024, April 4, 2012.

CAREER HIGHLIGHTS

- Is the 2010 National League Most Valuable Player and Hank Aaron Award winner, a 6-time NL All-Star, a *Sporting News* NL All-Star and the only Reds first baseman ever to win a Rawlings Gold Glove Award.
- Received NL Most Valuable Player Award votes 7 times in the last 9 seasons, 6 times finished among the Top 10 and 3 times finished among the Top 3...finished first in 2010, sixth in 2011, 14th in 2012, sixth in 2013, third in 2015, seventh in 2016 and second by 2 points to Mia's Giancarlo Stanton in 2017 in the fourth-closest vote ever.
- 5 times was a finalist for the prestigious Hank Aaron Award, presented to the most outstanding offensive performer in each league...won the award in 2010...was a finalist in 2011, 2015, 2016 and 2017.
- 3 times was a finalist for the Rawlings Gold Glove Award for first basemen...won the award in 2011...was a finalist in 2017 and 2018.
- 6 times was voted by the Cincinnati chapter of the BBWAA the Ernie Lombardi Award as the Reds' MVP (unanimously in 2016 and 2017).
- Twice received the Lou Marsh Award as Canada's Athlete of the Year (2010, 2017)...is 1 of only 3 baseball players to win the prestigious award and the only one to win it more than once (Ferguson Jenkins 1974; Larry Walker 1998)...twice received the Syl Apps Award as Ontario's Athlete of the Year (2010, 2017).
- 7 times received the Canadian Baseball Hall of Fame's Tip O'Neill Award (2010-2013, 2015-2017), sharing the honor in 2011 with Brewers pitcher John Axford...is the only player to win that award more than 2 years in a row and is 1 of only 2 players to win it more than 3 times (Larry Walker, 9 times).
- In March 2013 was voted by fans the Face of MLB.
- With 269 career HR ranks fifth on the club's all-time list (Johnny Bench 389, Frank Robinson 324, Tony Perez 287, Adam Dunn 270)...is the all-time leader in home runs at Great American Ball Park (148; Jay Bruce 2nd, 136).
- His 1,104 career walks are the most in Major League history by a player born in Canada (Larry Walker 2nd, 913)...his 269 HR are second-most by a Canadian (Larry Walker 383).
- Holds franchise records for career games played at first base (1,541) and intentional walks (138)...shares Joe Morgan's club career record for number of seasons with at least 100 walks (6)...holds franchise single-season records for walks (143 in 2015), on-base percentage (.474 in 2012), number of times on base safely via hit, walk or HBP (321 times in 2017), number of games reaching base safely (150g in 2017), number of games reaching base safely at least twice (107g in 2015 & 2017) and number of consecutive games reaching base safely at least twice (20g from 7/26-8/15, 2017)...shares Pete Rose's single-season franchise record for number of consecutive games reaching base safely (48g from 8/11-10/2, 2015).

SINCE HIS DEBUT....

Joey Votto's rankings among all **Major League** hitters since his debut on **9/4/07**:

Walks	1,104	1st
On-Base Percentage	.427	1st
OPS	.957	1st
Average with RISP	.335	1st
Batting Average	.311	2nd
Slugging Percentage	.530	3rd
Doubles	372	4th
Hits	1,729	7th
Runs	930	7th
RBI	897	12th
Home Runs	269	14th

% - Minimum 5,000pa & 1,000pa with RISP

ON-BASE PERCENTAGE, CAREER

1. Ted Williams, HOF	.482
2. Babe Ruth, HOF	.474
3. Billy Hamilton, HOF	.455
4. Lou Gehrig, HOF	.448
5. Barry Bonds	.444
6. Rogers Hornsby, HOF	.434
7. Ty Cobb, HOF	.433
8. Jimmie Foxx, HOF	.429
9. Tris Speaker, HOF	.428
10. JOEY VOTTO	.427

OPS, CAREER

1. Babe Ruth, HOF	1.164
2. Ted Williams, HOF	1.115
3. Lou Gehrig, HOF	1.080
4. Barry Bonds	1.051
5. Jimmie Foxx, HOF	1.038
6. Hank Greenberg, HOF	1.017
7. Rogers Hornsby, HOF	1.010
8. Manny Ramirez	.996
9. Mark McGwire	.982
10. Joe DiMaggio, HOF	.978
11. Mickey Mantle, HOF	.977
12. Stan Musial, HOF	.976
13. Frank Thomas, HOF	.974
14. Larry Walker	.965
15. Johnny Mize, HOF	.959
16. JOEY VOTTO	.957

Lists courtesy Elias, Minimum 5,000pa

- In the last 11 seasons led the Reds in batting average 8 times, in doubles 6 times and in hits 6 times.
- From 2007-2016 made 1,103 starts next to 2B Brandon Phillips, the most on the right side of the infield for any tandem in Reds history and the highest total by any set of infielders active at that time...1B Frank McCormick and 2B Lonny Frey rank second in Reds history with 774 starts together.
- In the last 9 seasons led the National League in doubles once, in walks 5 times, in on-base percentage 7 times, in slugging once and in OPS twice (2010, 2017).
- Since 1900 is the only batter in Reds history and 1 of 9 players overall to lead the National League in walks for 3 straight seasons (2011-2013).
- Is the only Red and 1 of 6 players in Major League history to lead his league in on-base percentage for 4 straight years (2010-2013)...is the only Reds player and 1 of 6 players in Major League history to lead his league in on-base percentage at least 7 times, joining Barry Bonds (10) and Cooperstown Hall of Famers Ted Williams (12), Babe Ruth (10), Rogers Hornsby (9) and Ty Cobb (7).
- Is the second player in Reds history to produce 30 doubles in 6 straight seasons (2008-2013; Pete Rose, 1965-70 & 1972-78) or 30 doubles in any 9 years (Rose, 13).
- With a minimum of 5,000 career at bats is 1 of only 19 players in modern Major League history to hit at least .300 (.311) with an on-base percentage of .400 (.427) and a slugging percentage of .500 (.530).
- Among active players ranks first in career on-base percentage (.427), first in career OPS (.957) and third in career batting average (.311; Miguel Cabrera, .316; Jose Altuve .316)...is 1 of only 3 active players with at least 1,600 hits and 1,000 walks (Miguel Cabrera, Albert Pujols).
- In the *Sporting News*' 2011 poll of baseball executives was rated the fourth-best player in baseball behind Albert Pujols, Troy Tulowitzki and Felix Hernandez.
- In 2010 became the 10th Reds player and third Canadian to win the Most Valuable Player Award...prior to Game 4 of the 2010 World Series received from Commissioner Bud Selig the Hank Aaron Award as the NL's best hitter...in his native Canada, was honored by 8 organizations for his 2010 MVP season...was ranked No. 1 in the *Toronto Sun*'s 2010 list of most influential Canadians in baseball.
- Played for Canada in the 2009 World Baseball Classic and hit .556 (second among all WBC players) with a 1.111 slugging percentage (third best)...also played for Canada in the 2013 WBC.
- 5 times was the National League Player of the Week (9/21-9/27, 2009; 7/25-7/31, 2011; 5/13-5/19, 2013; 6/26-7/2, 2017; 4/23-4/29, 2018).
- In 2008 finished second in the National League Rookie of the Year Award voting, was a finalist for a Players Choice Award in the category of Outstanding NL Rookie, was a TOPPS Major League Rookie All-Star and was the Reds' MVP...in September 2008 received the National League Rookie of the Month Award.
- In 2007 was a TOPPS Class AAA All-Star, Louisville's Most Valuable Player, the International League's Rookie of the Year and an IL All-Star...in May 2007 was Louisville's and the Reds' Hitter of the Month.
- Played in the 2006 Southern League All-Star Game and 2007 Triple-A All-Star Game...played for the World Team in MLB's All-Star Futures Games in Pittsburgh (2006) and San Francisco (2007).
- In 2006 was the Southern League's MVP and batting champion, TOPPS' Southern League Player of the Year and the Reds organization's minor league Hitter of the Year...also was a *Baseball America* Minor League and Class AA All-Star and a TOPPS Class AA All-Star.
- In 2005 was selected to play for Team Canada in the IBAF XXXVI World Cup in Amsterdam, Netherlands.
- In the minor leagues produced 5 career grand slams.
- In 2007 became the 14th native Canadian to appear for the Reds (LHP Rheal Cormier, RHP Ryan Dempster, RHP Chris Reitsma, OF Glen Gorbous, OF Bert Sincock, OF Doc Miller, P Clarence Currie, P Bob Hooper, OF Nigel Wilson, P Rube Vickers, OF Andy Kyle, P Win Kellum, OF Tip O'Neill).
- Graced the cover of the 8/30/10 issue of *Sports Illustrated*, the only Reds player to do so since Ken Griffey Jr. on 6/14/04.
- On 3/17/13 made a guest voice appearance on *The Cleveland Show*... fellow Major Leagueers Andre Ethier, Matt Kemp, David Ortiz and Jimmy Rollins also were featured in the episode in which star of the show Cleveland pursues his life-long dream of becoming a baseball scout.

FIRST 12 YEARS

Only **17 players** in **Major League** history, through the first 12 seasons of their careers, produced at least a **.311 batting average, 269 HR, 897 RBI** and a **.957 OPS**:

Player	12th Year	BA	HR	RBI	OPS
JOEY VOTTO	2018	.311	269	897	.957
Miguel Cabrera	2014	.320	390	1369	.960
Albert Pujols	2012	.325	475	1434	1.022
Todd Helton	2008	.328	310	1116	1.002
Vlad Guerrero, HOF	2007	.325	365	1177	.970
Manny Ramirez	2004	.316	390	1270	1.010
Mike Piazza, HOF	2003	.319	358	1107	.959
Frank Thomas, HOF	2001	.319	348	1193	1.015
Willie Mays, HOF	1963	.315	406	1179	.976
Ted Williams, HOF	1953	.348	337	1298	1.122
Joe DiMaggio, HOF	1950	.329	349	1466	.990
Johnny Mize, HOF	1950	.317	341	1232	.981
Hank Greenberg, HOF	1946	.319	306	1200	1.028
Mel Ott, HOF	1937	.316	306	1190	.969
Jimmie Foxx, HOF	1936	.339	343	1218	1.078
Lou Gehrig, HOF	1934	.344	348	1450	1.087
Babe Ruth, HOF	1925	.345	309	944	1.171

REDS' WINNERS, BBWAA MOST VALUABLE PLAYER AWARD

Player	Year
Ernie Lombardi, C	1938
Bucky Walters, RHP	1939
Frank McCormick, 1B	1940
Frank Robinson, OF	1961
Johnny Bench, C	1970
Johnny Bench, C	1972
Pete Rose, LF	1973
Joe Morgan, 2B	1975
Joe Morgan, 2B	1976
George Foster, LF	1977
Barry Larkin, SS	1995
JOEY VOTTO, 1B	2010

Votto was the third Canadian to win the MVP (Col's Larry Walker in 1997, Min's Justin Morneau in 2006).

2018 SEASON

- Was voted by his peers to his sixth All-Star team, the most All-Star apps ever by a player born in Canada (Larry Walker, 5)...in the bottom of the 10th inning of the American League's 8-6 win at Nationals Park, hit a solo HR off Tor's J.A. Happ...is 1 of 7 players and only the second Red to produce a home run in extra innings in the All-Star Game (Tony Perez, 1967, 15th inning)...is the only player born in Canada to homer in the All-Star Game.
- From 4/23-4/29 was the National League's Player of the Week, his fifth career weekly award.
- For the second straight season and third time overall was a finalist for the Rawlings Gold Glove Award for first basemen.
- For the seventh time in his career led the National League in on-base percentage (.417)...is 1 of only 6 players in Major League history to lead his league in on-base percentage at least 7 times (Ted Williams 12, Babe Ruth 10, Barry Bonds 10, Rogers Hornsby 7, Ty Cobb 7)...reached base safely in 127 of the 144 apps in which he had a plate appearance.
- Also among the National League leaders ranked third in walks, fifth in BA with RISP (.339), eighth in BA on the road (.311) and 10th in BA vs RHP (.298)...led the team in walks.
- Recorded at least 100 walks for the sixth time, tying Joe Morgan's franchise record.
- On 7/27 vs Phi drew his 136th career intentional walk (off Jake Thompson), a new franchise career record (Johnny Bench, 135 IBB)...finished the season with 138 career IBB.
- For the fourth time in his career produced more walks (108) than strikeouts (101).
- On 4/17 at Mil reached 1,000 walks in 1,446 apps, the fourth-fewest games to 1,000 walks in National League history...Pete Rose (1,210) is the only other player in Reds history with at least 1,000 walks.
- From 6/15-6/26 recorded a walk in 11 consecutive apps (14bb, .481obp), 2 games shy of the franchise record for walks in consecutive apps (Adam Dunn, 13g, 5/15-5/28, 2002)...that streak was snapped on 6/27 at Atl, when in the first inning he was ejected by HP umpire Carlos Torres following a called strike 3... was his eighth career ejection, his first since 9/9/15.
- Reached base safely 260 times, just 14 behind National League leader Freddie Freeman...fell short in his bid to become the 12th player in history to reach base via hit, walk or HBP at least 300 times in a season 4 times (Jeff Bagwell, Wade Boggs, Barry Bonds, Jimmie Foxx, Lou Gehrig, Todd Helton, Rogers Hornsby, Stan Musial, Pete Rose, Babe Ruth, Ted Williams)...Votto reached base safely at least 300 times in 2013, 2015 and 2017.
- From 8/17-8/29 was disabled with a right lower leg contusion suffered when he was hit by a Ryan Madson pitch on 8/4 at Wsh...in the Reds' 10 games after that HBP missed 4 starts and 2 games until he was disabled...on 8/7 & 8/8 at NYM missed consecutive starts for the first time since June 2016...missed 12 games while he was disabled.
- Prior to his disabling missed only 8 starts and 3 of the Reds' 121 games...missed his first full game on 4/12 vs StL, snapping at 202 games his streaks of consecutive games played and consecutive games started... prior to that 4/12 day off, had appeared in and started every Reds game since he was given the day off at StL on 9/2/16, when Ivan De Jesus Jr. played 1B...during his 202 games started streak played 1,733.1 of the Reds' 1,782.1 innings in the field (97%)...was the longest games started streak by a Reds player since Pete Rose started 370 consecutive games from 1973-1976.
- In the Wild Card ERA has produced the Reds' second-, third- and fourth-longest games played streaks (226g, 204g, 202g)...Aaron Boone played in 241 consecutive games over the 2002-2003 seasons.
- From 9/7-9/16 produced a season-high 8-game hitting streak and from 5/20-6/12 produced a season-high 20-game on-base streak.
- Made 131 starts batting third in the order, 1 start batting cleanup (5/18 at Cubs) and 8 starts batting second, including 7 straight starts batting second from 8/4-8/15.
- On 5/18 vs Cubs made his 29th career start batting cleanup (0-3, 1bb), his first appearance there since he hit fourth in both games of a DH on 5/15/14 vs SD...was his only start of the 2018 season batting fourth.
- In the first inning on 4/16 at Mil singled off Brent Suter for his 1,600th Major League hit...in the first inning on 4/17 at Mil recorded his 1,000th career walk (off Junior Guerra).
- His RBI-single in the sixth inning on 4/22 at StL was the 1,604th hit of his career, moving him past Justin Morneau and into second place alone on the all-time hits list by players born in Canada (Larry Walker 1st, 2,160 hits).
- In the 15-9 win on 4/27 at Min tied his career high by reaching base safely in 6 plate apps (single, double, HR, 2 walks, hit by a pitch)...he also did it on 5/18/13 at Phi (4h, 2bb)...before Votto did it in 2013, the last Reds batter to reach base safely 6 times in a 9-inning game was Sean Casey on 5/19/1999 at Col... Votto is the first Reds batter to twice reach base safely 6 times since Johnny Bench did it at Wrigley Field on 6/14/1975 and again there on 7/22/1979...in 2018, 16 Major League batters reached base 6 times.
- From 4/24-4/27 vs the Braves and Twins homered in 4 consecutive apps, a career high and 1 shy of the franchise record.

JOEY VOTTO'S HARDWARE
NL Most Valuable Player

2010

Hank Aaron Award

2010

National League All-Star

 2010, 2011, 2012,
2013, 2017, 2018

Sporting News All-Star

2010

Rawlings Gold Glove Award

2011

Reds' Most Valuable Player

 2008, 2010, 2011,
2015, 2016, 2017

- His grand slam on 6/19 off Det's Matthew Boyd was his first home run since 5/13 at LAD...in his 30 apps between homers hit .321 (34-106, 9 2b, 2 3b, 9rbi, .442obp)... his grand slam on 9/8 vs SD off Robbie Erlin was his first home run since 7/9 at Cle, snapping a 36-game homerless streak that did not include his HR in the All-Star Game...was the second-longest single-season homerless stretch of his career (40g, 6/25-10/3, 2012).
- From 5/18-6/6 did not produce an RBI over 18 apps, the longest streak of his career without driving in a run.
- On 7/9 at Cle hit his 266th career HR, moving him past Matt Stairs into second place alone on the all-time list of HR by players born in Canada (Walker, 383).
- Just prior to Opening Day was announced as winner of the 2017 Lou Gehrig Memorial Award, presented annually to a Major League Baseball player who best exemplifies the giving character of Hall of Famer Lou Gehrig...the award permanently is maintained at the National Baseball Hall of Fame and Museum in Cooperstown.
- Also was the club's nominee for the MLBPA's Marvin Miller Man of the Year Award, which goes to the player whose on-field performance and contributions to his community most inspire others to higher levels of achievement.

2017 SEASON

- In the BBWAA's National League Most Valuable Player Award voting finished second by 2 points to Mia's Giancarlo Stanton in the fourth-closest vote ever... received MVP votes for the seventh time in the last 8 seasons, for the sixth time finished among the Top 10 and for the third time finished among the Top 3.
- Was a National League All-Star for the fifth time...also for the fifth time was a finalist for the Hank Aaron Award... for the second time was a finalist for the Rawlings Gold Glove Award for first basemen...was rated by field managers the best hitter in the National League.
- For the sixth time was voted by the local chapter of the BBWAA the Ernie Lombardi Award as the Reds' Most Valuable Player...for the second straight year, the vote was unanimous.
- For the seventh time received the Canadian Baseball Hall of Fame's Tip O'Neil Award for his individual and team accomplishments and for the second time won the Lou Marsh Award as Canada's Athlete of the Year.
- Joined Babe Ruth (1921, 1924, 1926, 1930) and Ted Williams (1941, 1942, 1949) as the only players in Major League history to produce in a season at least 179 hits, 36 HR and 134 walks with 83 strikeouts or fewer.
- Joined Babe Ruth (35 in 1930) and Lou Gehrig (33 in 1936) as the only players in their age-33 seasons or older to produce at least 175 hits, 130 walks and a .450 on-base percentage...Votto turned 34 in September.
- Was the only player in the Major Leagues to produce at least 26 HR and 100 RBI while hitting .300 with an on-base percentage of .400 and a slugging percentage of .500.
- For the eighth time in his career hit least .300 with an on-base percentage of .400...for the seventh time in his career hit at least .300 with an on-base percentage of .400 and a slugging percentage of .500.
- For the third straight year and fifth time in his career produced at least 100 walks in a season...only 2 other players in club history have more than one 100-walk season: Joe Morgan (6 times) and Adam Dunn (5 times).
- Led the Major Leagues by reaching base safely 321 times, breaking his own club record (319, 2015)...Col's Charlie Blackmon reached base 288 times to rank second...reached base at least 300 times in a season for the third time in his career, 1 shy of Pete Rose's club record.

MR. 300

Joey Votto holds the franchise record for **times reaching base in a season** (321 in 2017), 3 times led the Major Leagues in that category (2013, 2015, 2017) and 5 times led the **National League** (2011, 2013, 2015, 2016, 2017)...listed below are the only Red batters to reach base safely **300 times** in a season:

Joey Votto, 2017	321	Pete Rose, 1975	310
Joey Votto, 2015	319	Pete Rose, 1976	307
Joey Votto, 2013	316	Pete Rose, 1973	301
Pete Rose, 1969	311	Shin-Soo Choo, '13	300

Votto also reached base 299 times in 2011, 294 times in 2016

TWICE DAILY

From 7/26-8/15, 2017 **Joey Votto** reached base safely at **least twice in 20 straight games**, a franchise record and 1 shy of **Ted Williams'** 1948 Major League record (lists below).

Reds Record

20 Joey Votto	7/26 - 8/15, 2017
15 Joey Votto	7/16 - 8/2, 2016
15 Joey Votto	7/10 - 7/28, 2015
15 Pete Rose	9/23/75 - 4/21/76

Major League Record

21 Ted Williams	5/31 - 6/24, 1948
20 Joey Votto	7/26 - 8/15, 2017
20 Barry Bonds	6/20 - 7/15, 2004
20 Pete Rose	9/3 - 9/22, 1979
18 Jason Giambi	9/20/2000 - 4/8/2001
18 Steve Finley	6/20 - 7/11, 1996
18 Ted Williams	6/10 - 6/29, 1951
18 Ted Williams	8/25 - 9/14, 1941
18 Lou Gehrig	7/12 - 7/27, 1930
18 Rogers Hornsby	6/7 - 6/25, 1925
18 Steve Evans	8/29 - 9/15, 1914

Courtesy Elias Sports Bureau

WALKING AWAY FROM STRIKEOUTS

Joey Votto has produced **more walks** than **strikeouts** 4 times in his career (2012, 2015, 2017, 2018)...he is the only player in Reds history to collect **134 walks** or more in a season while striking out **83 times** or fewer (2017)... listed below are the only Major Leaguers since **1995** with **134 walks** or more and **83 strikeouts** or fewer in a season:

Joey Votto, Cin	2017	134 bb, 83 k
Barry Bonds, SF	2004	232 bb, 41 k
Barry Bonds, SF	2003	148 bb, 58 k
Barry Bonds, SF	2002	198 bb, 47 k
Brian Giles, Pit.....	2002	135 bb, 74 k
Barry Bonds, SF	1996	151 bb, 76 k
Gary Sheffield, Fla.....	1996	142 bb, 66 k
Frank Thomas, CWS.....	1995	136 bb, 74 k

2017 NATIONAL LEAGUE MVP AWARD VOTING

Player	Club	1st	2nd	3rd	4th	5th	6th	Pts
Giancarlo Stanton	Marlins	10	10	5	3	1	1	302
JOEY VOTTO	REDS	10	9	4	5	2		300
Paul Goldschmidt	D-Backs	4	5	4	9	5	2	239

The 2-point margin was the third-closest in the history of the BBWAA's National League **Most Valuable Player Award** balloting and fourth-closest overall...StL's **Keith Hernandez** and Pit's **Willie Stargell** tied in 1979...StL's **Marty Marion** beat Chi's **Bill Nicholson** by 1 point in 1944...NYY's **Joe DiMaggio** beat Bos' **Ted Williams** by 1 point in 1947.

- Led the Major Leagues in on-base percentage, walks and intentional walks...tied KC's Alcides Escobar for the Major League lead in games started (162).
- Led the National League in walks for the fifth time, in on-base percentage for the sixth time and in both categories in the same season for the fourth time...also led the National League in OPS (1.032).
- Led the Major Leagues with a walks-to-strikeouts ratio of 1.61...LAD's Justin Turner was second at 1.05 and LAA's Mike Trout third at 1.04... only 14 times struck out more than once, including a season-high 3 strikeouts twice (8/18 at Atl, 9/30 at Chi)...from 6/5-6/16 did not strike out in a season-high 43 straight plate apps.
- Became the first player in Reds history with at least 100 runs, 100 RBI, 300 total bases and 300 times on base...3 of the previous 5 Major League players to produce those numbers won the Most Valuable Player Award a total of 4 times (Mike Trout, Albert Pujols twice, Alex Rodriguez).
- Reached base safely in 150 apps, breaking his 2013 club record (146g)... reached base safely at least twice in 107 apps, tying his 2015 club record... reached base safely at least 3 times in 51 apps, tying his career high (2015)...tied his career high with 106 runs scored (2010).
- Produced on-base streaks of 27 games (4/24-5/24), 29 games (7/26-8/26) and 32 games (8/27-end of the season)...his 32-game on-base streak tied teammate Zack Cozart's as the longest by a Reds batter this season and tied for the second-longest in the Major Leagues this year (SF's Eduardo Nunez, 33g).
- His 29-game on-base streak from 7/26-8/26 included a stretch from 7/26-8/15 during which he reached base safely at least twice in 20 straight games, a franchise record and 1 shy of Ted Williams' 1948 Major League record, and a 17-game hitting streak from 7/26-8/12 that tied his career high and ranked as the longest by a Reds batter in 2017...the 17-game hitting streak tied for the third-longest in the National League this season.
- Appeared in 162 games for the second time in his career (2013)...became the fourth Red to start at least 162 games in a season, joining Pete Rose ('65, 163gs in '74, '75), Leo Cardenas (163gs in '64) and Vada Pinson ('63)...played first base in 1,391.2 of the team's 1,430 innings.
- Established a new club record by producing his fourth season OPS of at least 1.000 (1.024 in 2010, 1.041 in 2012, 1.000 in 2015, 1.032 in 2017)... shared the club mark with Frank Robinson, who did it in 3 consecutive seasons from 1960-1962...Kal Daniels (1987), George Foster (1977), Joe Morgan (1976), Bernie Carbo (1970) and Ted Kluszewski (1954) each had 1 season with an OPS of at least 1.000 while playing for the Reds.
- With a 7.5 WAR as calculated by Baseball Reference ranked first among Major League first basemen and fourth among all position players (Jose Altuve 8.4, Aaron Judge 8.1, Giancarlo Stanton 7.6).
- Became the first Reds batter to draw at least 20 intentional walks in a season since Dave Parker in 1985 (24)...his 132 career intentional walks are 3 shy of the franchise record held by Johnny Bench (135, 1967-83)... intentional walks became a statistic in 1955.
- His season batting average peaked at .321 through his third plate appearance on 9/29 (177-551, .32123).
- Among first basemen ranked second in the National League in fielding percentage...was the league leader in fielding percentage at first base through the first 154 games of the season, then committed 2 errors in his last 8 apps...produced a pair of season-high 53-game errorless streaks (5/27-7/25, 7/27-9/22), his longest single-season errorless streaks since he began 2011 with 65 consecutive errorless games.

GAMES, REDS CAREER

1. Pete Rose	2,722
2. Dave Concepcion	2,488
3. Barry Larkin	2,180
4. Johnny Bench	2,158
5. Tony Perez	1,948
6. Brandon Phillips	1,614
7. JOEY VOTTO	1,575

HITS, REDS CAREER

1. Pete Rose	3,358
2. Barry Larkin	2,340
3. Dave Concepcion	2,326
4. Johnny Bench	2,048
5. Tony Perez	1,934
6. Vada Pinson	1,881
7. Edd Roush	1,784
8. Brandon Phillips	1,774
9. JOEY VOTTO	1,729

DOUBLES, REDS CAREER

1. Pete Rose	601
2. Barry Larkin	441
3. David Concepcion	389
4. Johnny Bench	381
5. JOEY VOTTO	372

HOME RUNS, REDS CAREER

1. Johnny Bench, R	389
2. Frank Robinson, R	324
3. Tony Perez, R	287
4. Adam Dunn, L	270
5. JOEY VOTTO, L	269

RBI, REDS CAREER

1. Johnny Bench	1,376
2. Tony Perez	1,192
3. Pete Rose	1,036
4. Frank Robinson	1,009
5. Barry Larkin	960
6. Dave Concepcion	950
7. JOEY VOTTO	897

WALKS, REDS CAREER

1. Pete Rose	1,210
2. JOEY VOTTO	1,104

INTENTIONAL BB, REDS CAREER

1. JOEY VOTTO	138
2. Johnny Bench	135

25-HR SEASONS, REDS CAREER

1. Frank Robinson	9
2. Johnny Bench	8
3. Adam Dunn	7
4. JOEY VOTTO	6
Jay Bruce	6
Tony Perez	6

HOME RUNS AT GABP, ALL-TIME

1. JOEY VOTTO	148
2. Jay Bruce	136
3. Adam Dunn	126
4. Brandon Phillips	113
5. Ken Griffey Jr.	68

- On 7/3 at Col hit a solo homer off Jeff Hoffman to become the 10th Reds player and 28th active player with 1,500 career hits.
- On 7/28 at Mia produced his 800th career RBI, tying Frank McCormick for 11th on the Reds' all-time list.
- In his first plate appearance on 8/6 vs StL produced a 3-run HR off Adam Wainwright...was the 250th HR of his career and 135th HR at Great American Ball Park, tying Jay Bruce for most among all players in that ballpark...homered again the next night vs SD off Jhoulys Chacin to set new ballpark record with his 136th homer there.
- On 8/27 vs Pit, with 5 walks tied the club record for the second time (Hughie Critz on 5/28/1926 at StL, Johnny Bench on 7/22/1979 at Chi, Votto on 9/23/2013 vs NYM).
- Over 2 apps on 8/27 vs Pit and 8/29 vs NYM recorded 8 walks total and a walk in 6 consecutive plate apps, the longest streak in the Major Leagues since Col's Brad Hawpe walked 6 straight times from 6/22-6/23, 2008.
- Was National League Player of the Week for 6/26-7/2 (11-21, .524, 3hr, 6rbi, 1.095slg, .630obp)...was his fourth career award and first since May 2013.

2016: Unanimously was voted by the local chapter of the Baseball Writers' Association of America the Ernie Lombardi Award as the Reds' Most Valuable Player...finished seventh in the BBWAA's National League Most Valuable Player Award voting...was a finalist for the 2016 Hank Aaron Award...for the sixth time received the Canadian Baseball Hall of Fame's Tip O'Neill Award...ranked among the National League leaders in almost every statistical category, including on-base percentage (.434, 1st), OPS (.985, 2nd), walks (T2nd), hitting (3rd), slugging percentage (.550, 6th), hits (8th), RBI (10th), runs (9th) and total bases (306, 10th)...led the NL in on-base percentage for the fifth time...hit .344 in night games, third-best in the NL and the highest night BA by a Reds batter since Pete Rose hit .362 in 1973...after hitting .213 through May, his season batting average peaked at .327 after his fourth at bat on 10/1 vs Chi (180-551, .3266787)...beginning 6/1 led the Major Leagues in batting average (.378) and on-base percentage (.482) while ranking third in the majors and second in the National League in slugging percentage (.619; Freddie Freeman .641, Brian Dozier .631)...after the All-Star break led the Major Leagues in hitting (.408), on-base percentage (.490) and slugging percentage (.668)...became the first player to hit .400 over the second half of a season since Sea's Ichiro Suzuki hit .429 in 2004...led the team in runs scored, hits, total bases, walks, on-base percentage, slugging percentage, BA with RISP (.356) and multi-hit games (48) and tied Brandon Phillips for the club lead in doubles...fell 1 HR shy of becoming the first Reds player ever to hit .325 with 30 HR, a .430 on-base percentage and a .550 slugging percentage...for the seventh time hit hit least .300 with an on-base percentage of at least .400...reached base 294 times, second-most in the Major Leagues (Mike Trout 300)...produced at least 100 walks for the fourth time...became only the second Reds player with at least 30 doubles in 8 different seasons (Pete Rose, 13 seasons)...hit .229 in April, .200 in May, .319 in June, .419 in July, .394 in August and .389 in September/October...on 8/31 at LAA, went 1-for-4 to finish hitting .394 for the month of August after hitting .419 in July...with 1 more hit or 2 fewer at bats he would have become the first Reds player and first Major League batter since 2010 to hit at least .400 in consecutive months...in 2010, Josh Hamilton hit .454 in June and .418 in July...Vada Pinson in 1961 is the only

1,000 HITS & 200 HOMERS

Listed below are the **only 7 players** in Reds history since 1900 with **1,000 hits & 200 HR**.

Player	H	HR	Years
Johnny Bench*	2,048	389	1967-83
Tony Perez*	1,934	287	1964-86
Joey Votto	1,729	269	2007-18
Frank Robinson*	1,673	324	1956-65
Ted Kluszewski*	1,499	251	1947-57
George Foster*	1,276	244	1971-81
Jay Bruce	1,116	233	2008-16

* Members of the Reds Hall of Fame

.300 & 250, CAREER

Listed below are the only players in Reds history to produce in their careers at least a **.300 batting average and 250 home runs**.

Player	BA	HR	OBP	SLG
Frank Robinson	.303	324	.389	.554
Joey Votto	.311	269	.427	.530
Ted Kluszewski	.302	251	.357	.512

.320 & 430, SEASON

Joey Votto and **Joe Morgan** are the only Reds players to produce in a season a **.320 batting average and .430 OBP** in a season.

Player	Year	BA	OBP
Joey Votto	2017	.320	.454
Joey Votto	2016	.326	.434
Joe Morgan	*1976	.320	.444
Joe Morgan	*1975	.327	.466

* National League's Most Valuable Player

BEST SEASONS IN REDS HISTORY

Only 4 players in Reds history produced in a single season at least a **.320 average, 30 HR and 100 RBI**:

Player	Year	BA	HR	RBI
JOEY VOTTO	2017	.320	30	100
JOEY VOTTO	* 2010	.324	37	113
George Foster	* 1977	.320	52	149
Frank Robinson	1962	.342	39	136
Frank Robinson	* 1961	.323	37	124
Ted Kluszewski	1954	.326	49	141
(Joey Votto)	2016	.326	29	97)

* National League's Most Valuable Player

.300 SEASONS, REDS CAREER

Pete Rose	13	Joey Votto	8
Edd Roush	9	Larkin & Kluszewski	7

SEASONS WITH 100 WALKS, REDS CAREER

Joey Votto	* 6	Johnny Bench	1
Joe Morgan	6	George Burns	1
Adam Dunn	5	Bob Bescher	1
Shin-Soo Choo	1	Johnny Bates	1
Pete Rose	1	Miller Huggins	1

* Most among active players (108 walks in 2018)

Barry Bonds holds the MLB record with 14 seasons of 100 walks

FEWEST CAREER GAMES TO 1,000 WALKS, NL HISTORY

1. Billy Hamilton * 1,284
2. Roy Thomas * 1,386
3. Joe Morgan 1,418
4. **Joey Votto** **1,446**

* Pre-1900. List courtesy Elias Sports Bureau
Votto recorded his 1,000th walk on 4/17/18 at Mil

Reds batter since 1900 hit at least .400 in any 2 months of a season (.406 in May, .403 in September)...hit safely in 61 of his 72 apps after the All-Star break (107-262, .408, 15hr, 55rbi, 1.158ops), including a career-high 17-game hitting streak to open the second half that was snapped on 8/4 vs StL (29-58, .500, 3 2b, 4hr, 12rbi, 17bb)...during the streak raised his season BA from .252 to .293... was the longest hitting streak by a Reds batter since Brandon Phillips' 22-game streak in 2007...from 9/8-9/16 went 8g and 34 plate apps without reaching base by walk, his longest stretch since 4/23-4/30, 2013 (8g, 34ab, 34pa)...hasn't gone more than 8g without a walk since an 11-game stretch from 7/21-8/1, 2009 (41ab, 42pa)...on 5/30 at Col hit his 200th career HR (solo off Jason Motte)...on 9/10 at Pit celebrated his birthday going 4-for-5 with a double, home run and 2 runs scored, raising his batting average to what then was a season-high .318... on 9/23 at Mil lined into a 3-3-6 triple play, the first by a Reds batter since Edwin Encarnacion lined into a 6-4-3 triple play on 4/12/09 at Pit...on 9/29 at StL singled off Alex Reyes for his 1,400th career hit.

BBWAA'S 2016 NL MVP AWARD VOTING

1. * Kris Bryant, Chi
 2. Daniel Murphy, Wsh
 3. Corey Seager, LAD
 4. Anthony Rizzo, Chi
 5. Nolan Arenado, Col
 6. Freddie Freeman, Atl
 - 7. JOEY VOTTO, CIN**
 8. Yoenis Cespedes, NY
 9. Justin Turner, LAD
 10. Max Scherzer, Wsh
- 27 players** received at least 1 vote.
* Received 29 of 30 first-place votes

BBWAA'S 2015 NL MVP AWARD VOTING

1. * Bryce Harper, Wsh
 2. Paul Goldschmidt, Ari
 - 3. JOEY VOTTO, CIN**
 4. Anthony Rizzo, Chi
 5. Andrew McCutchen, Pit
 6. Jake Arrieta, Chi
 7. Zack Greinke, LA
 8. Nolan Arenado, Col
 9. Buster Posey, SF
 10. Clayton Kershaw, LA
- 20 players** received at least 1 vote
* Received all 30 first-place votes

2015: Finished third in the BBWAA's National League Most Valuable Player Award voting and was 1 of 3 finalists in the Players Choice Awards category of Comeback Player of the Year...for the fourth time received the Ernie Lombardi Award as the Reds' Most Valuable Player...for the fifth time in 6 seasons received the Canadian Baseball Hall of Fame's Tip O'Neill Award...fell 1 home run and 7 walks shy of joining Barry Bonds (4x), Ted Williams (3x) and Babe Ruth (2x) as the only players in Major League history to hit at least .300 with 30 home runs and 150 walks... established modern franchise records for walks (143), number of games reaching base at least twice (107) and total number of times reaching base via hit, walk or HBP (319)...he broke his own records, all set in 2013...from 8/11-10/2 reached base safely via hit, walk or HBP in 48 consecutive games (.357ba, .528obp), tying Pete Rose's single-season modern franchise record (6/12-8/2, 1978)... was the longest single-season streak in the Major Leagues since Kevin Millar reached safely in 52 straight in 2007 (6/20-8/25) and the longest in the NL since Barry Bonds' 58-game streak in 2003...from 7/10-7/28 reached base safely at least twice via hit, walk

or hit by pitch in 15 consecutive apps, also a single-season franchise record (.500ba, 4 2b, 4hr, 9rbi, 17bb, 2hbp, .833slg, .642obp)...the club's previous single-season mark of 13 such games was shared by Joe Kelley (1903), Johnny Temple (1958), Pete Rose (1967) and Adam Dunn (2002)...after the All-Star break led the Major Leagues in hitting (.362), on-base percentage (.535) and walks (86) and ranked sixth in the majors in slugging percentage (.617)...the only other players since the advent of the All-Star Game to produce in either half of a season a .362 batting average, .535 on-base percentage and 1.152 OPS are Ted Williams (1941 post-ASG, .406ba, .583obp, 1.373ops) and Barry Bonds (2004 pre-ASG, .365ba, .628obp, 1.422ops)...for the season led the Major Leagues in walks...led the NL in walks for the fourth time in 5 seasons and came to within .002 of leading the league in on-base percentage for the fifth time in 6 years (.459, Bryce Harper .460)...overall ranked among the NL leaders in at least 16 statistical categories...led the club in apps, runs, walks, intentional walks (15), 2-hit games (42), 3-hit games (13) and multi-hit games (55)...also led the club batting both second (70g) and third (86) in the order...became only the third player in Reds history to produce at least 30 doubles in 7 seasons (Pete Rose, Vada Pinson)...overall reached safely in 144 of his 158 apps and fell 2g shy of his franchise record for number of games in a season reaching base (146, 2013)...reached base safely in at least 140g in a season for the third time (2011, 2013)...Rose (6x) and Frank Robinson are the only other Reds batters to reach base in 140g in any season...in addition to his 48-game on-base streak, from 5/20-6/25 put together a 32-game on-base streak that when snapped ranked as the longest streak in the majors (.310ba, .424obp)...his 34 multi-walk games were a career high...14 times walked at least 3 times in a game, with a high of 4 walks on 7/31 vs Pit...his 38 walks in August were a club record for a calendar month (32, Joe Morgan, July 1979) and the most by any Major League batter since SF's Barry Bonds walked 40 times in September 2004...in the 11-2 win on 6/9 vs Phi produced his third career 3-homer game (4rbi, 4r), tying the club record he shares with 26 other players...is only the second Reds player (along with Johnny Bench) and 36th player in Major League history with at least three 3-homer games...also had a 2-homer game (4/10 vs StL)...on 5/24 at Cle hit his 250th career double (off Trevor Bauer)...on 7/4 vs Mil made his 900th career start next to 2B Brandon Phillips...on 7/25 at Col produced his 600th RBI (RBI-single off Chris Rusin)...on 9/21 at StL walked (off Jaime Garcia) for the 136th time, setting a new single-season club record...in the 11th inning on 10/2 at Pit was hit by an Antonio Bastardo pitch to reach base for the 317th time, setting a new single-season club record...was ejected 3 times (5/6 at Pit by HP Chris Conroy, 8/2 vs Pit following a bench-clearing incident, 9/9 vs Pit by HP Bill Welke)...were the fifth, sixth and seventh ejections of his career...served 1-game suspensions on 5/9/g1 at WSox (for 5/6 ejection) and 9/18 at Mil (for 9/9 ejection, reduced from 2g).

2014: Missed 99 games with a distal quad strain in his left knee...missed 23g from 5/16-6/9 and beginning 7/6 missed the last 76g of the season...in his absence the Reds went 43-56 (11-12, 32-44)...despite his 2 stints on the disabled list ranked second on the club in walks (47) behind Todd Frazier (52)...in the first inning of the second game of the year, following a rain delay of 2:40, doubled off StL's Michael Wacha for his first hit of the season and 1,000th hit of his career...on 5/9 and 5/10 vs Col homered on consecutive pitchers over 2g...in the 4-3 win on 5/9, batting fourth in the lineup for the first time since 8/10/09 at StL, produced his fourth career walkoff HR (solo off Boone Logan), then on the first pitch of his next plate appearance the next night homered off Jordan Lyles...on 6/15 at Mil recorded his 600th career walk in his 935th appearance...since 1900, the only other players with 600 walks and a career batting average as high as Votto's .312 mark through their first 935 apps are Ted Williams (.353, 856bb), Babe Ruth (.344, 724bb), Frank Thomas (.327, 774bb) and Mickey Mantle (.316, 659bb)...on 4/12 vs TB made his ninth career start batting second in the order and his first start in that spot since 8/8/08 vs Hou...had batted third in the Reds' starting lineup since 8/10/09 at StL, when he hit cleanup for the second of 2 straight games...from 8/11/09 - 4/11/14 made 635 consecutive starts batting third.

2013: Was named to his fourth straight All-Star team and finished sixth in the BBWAA's Most Valuable Player Award voting...was a finalist for the Louisville Slugger Silver Slugger Award...during spring training was voted by fans the Face of Major League Baseball...for the third straight season was rated by opposing managers the National League's batter with the best strike zone judgment...established single-season club records for walks with 135 (132, Joe Morgan, 1975) and for times on base safely via hit, walk or HBP with 316 (311, Pete Rose, 1969), both the highest totals in the Major Leagues...his 135 walks are the most in the Major Leagues since Barry Bonds established the all-time record with 232 walks in 2004...for the third straight season led the National League in walks and for the fourth straight year led the NL in on-base percentage...since 1900 is the first batter in Reds history and the ninth player to lead the National League in walks for 3 straight seasons (Barry Bonds last, 2000-2004)...is the first Red and sixth player in Major League history to lead his league in on-base percentage for 4 straight years...is only the third batter in Reds history to record more than 100 walks in a season more than once (2011, 2013; Joe Morgan 6 times, Adam Dunn 5 times)...with his fifth walk on 9/23 vs NYM tied both the club record for walks in a game (Hughie Critz, 5/28/26 at StL & Johnny Bench, 7/22/79 at Chi) and Morgan's club record for walks in a season...reached base safely in 146 of his 162 apps, including a season-high streak of 38g (6/13-7/26)...from 9/23-9/25 vs NYM went hitless in 3 straight games for the only time all season and for the first time since 9/17-9/19, 2011...on 9/24 and 9/25 vs NYM, for the only time all season did not reach base safely in 2 consecutive games...became the first Reds player to appear in 162g since Aaron Boone in 2002...made 161 starts, his only game out of the lineup on 6/14 vs Mil but pinch hit and walked...finished the season with 999 career hits...his season-high 12-game hitting streak from 5/11-5/24 included 9 multi-hit games (24-47, .511, 2 2b, 4hr, 10rbi, 16r)...was NL Player of the Week for 5/13-5/19, his third weekly award, after leading the majors in hitting (.583) and on-base percentage (.655)...since 1933, the only 2 players in Major League history with at least 112 hits and 71 walks prior to the All-Star break are Votto (112h, 71bb in 2013) and Frank Thomas (1994, 116h, 84bb)...on 4/25 at Wsh homered off Gio Gonzalez for the Reds' only hit, the first Reds player to homer in an opposing team's 1-hitter since Jerry Hairston Jr. homered off SD's Mat Latos on 7/29/09...on 5/18 at Phi became only the fourth Reds player to reach base 6 times (4-4, 2bb) while hitting a homer (Frank Robinson, Pete Rose, Sean Casey)...produced his 500th RBI on 7/20 vs Pit and his 150th HR on 8/2 vs StL (3-run off Shelby Miller)...on 9/6 and 9/7 vs LAD followed his season-high 0-for-13 skid by reaching base safely in each of 9 straight plate apps, a new career high (4 hits, 5 walks)...in the National League's 3-0 All-Star Game loss at Citi Field went 0-for-2...in 2 starts at 1B and 1 start at DH for Team Canada in the World Baseball Classic went 2-for-9 (5bb, 5r).

BBWAA'S 2013 NL MVP AWARD VOTING

1. *Andrew McCutchen, Pit
2. Paul Goldschmidt, Ari
3. Yadier Molina, StL
4. Matt Carpenter, StL
5. Freddie Freeman, Atl
6. **JOEY VOTTO, CIN**
7. Clayton Kershaw, LAD
8. Hanley Ramirez, LAD
9. Carlos Gomez, Mil
10. **JAY BRUCE, CIN**
11. Craig Kimbrel, Atl
12. **SHIN-SOO CHOO, CIN**

24 players received at least 1 vote,
* Received 28 of 30 first-place votes

300 TEAMMATES

Listed below are the only sets of Major League teammates who reached base safely at least 300 times in a season via hit, walk or hit by a pitch:

2013 Reds	Joey Votto, Shin-Soo Choo
1999 Yankees	Bernie Williams, Derek Jeter
1997 Astros	Jeff Bagwell, Craig Biggio
1937 Tigers	Charlie Gehringer, Hank Greenberg
1931 Yankees	Lou Gehrig, Babe Ruth
1930 Yankees	Lou Gehrig, Babe Ruth
1930 Cubs	Kiki Cuyler, Woody English, Hack Wilson
1928 Yankees	Lou Gehrig, Babe Ruth
1927 Yankees	Lou Gehrig, Babe Ruth
1923 Indians	C. Jamieson, J. Sewell, T. Speaker

TAG TEAM

In 2013, **Joey Votto** (146-162) and **Shin-Soo Choo** (138-154) combined to reach base in **284** of their **316 apps** and finished first and second, respectively, in the National League in **on-base percentage**...listed below are the last sets of teammates to finish first and second in their leagues in OBP:

Last, 2005:	NY's Giambi (.440), Rodriguez (.421)
Last NL, 1985: ...	LA's Guerrero (.422), Scioscia (.407)
Last Reds, 1975:	Morgan (.466), Rose (.406)
2013 Reds:	Votto (.435, 1st), Choo (.423, 2nd)

2012: Was named to his third All-Star team, finished 14th in the BBWAA's Most Valuable Player voting and was a finalist for the Rawlings Gold Glove Award... missed 48g with a knee injury but still led the National League in on-base percentage (.474), walks (94, tied w/ Dan Uggla) and intentional walks (18)... established a club record for on-base percentage (.441, Joe Morgan, 1976)... fell 27 plate apps shy of qualifying for the league leaders but led the NL in on-base percentage pursuant to Rule 10.22(a)...became only the second player to lead the Reds in on-base percentage for 3 consecutive seasons (Joe Morgan, 1974-1976) and only the eighth player to lead the NL in 3 straight years (Morgan, Barry Bonds, Mike Schmidt, Elbie Fletcher, Arky Vaughn, Rogers Hornsby, Honus Wagner)...for the second straight season was rated by opposing managers the National League's best defensive first baseman and the batter with the best strike zone judgment...was rated the NL's best hitter in 2012...from 7/17-9/5 on the disabled list following a pair of arthroscopic surgeries on his left knee...suffered the injury on 6/29 at SF but appeared in 7 more Reds games and the All-Star Game before he went on the DL...on 7/17 had arthroscopic surgery to repair the torn medial meniscus...on 8/11 he had a floating piece of cartilage removed in a 6-minute procedure...after he returned to the lineup on 9/5 reached base safely in 24 of his 25 apps (24-76, .316, 7rbi) and in that span led the Major Leagues in on-base percentage (.505) and walks (28)...on 9/5 vs Phi, in his first plate appearance after surgery, singled off Roy Halladay...in 86 apps prior to the injury hit .342 (36 2b, 14hr, 49rbi) and was leading the NL in doubles (36), walks (66), intentional walks (13), on-base percentage (.465), extra-base hits (50) and BA vs RHP (.360)... in 78 of his first 86 apps reached base safely via hit or walk, including a season-high streak of 28 straight from 4/15-5/17...prior to his injury appeared in 86 of the Reds' 88g and missed only 3 starts (5/30 at Pit, 7/1 at SF, 7/2 at LA)...although he missed 48g still produced a career-high 44 doubles, which tied for second in the NL...before his injury was on pace for 66 doubles, 1 shy of the Major League record (67, Bos' Earl Webb, 1931)...did establish the club record for doubles prior to the All-Star break (35)...from 4/8-4/28 went 19 apps between his first and second home runs, the second-longest drought of his career (20g, 4/29-5/21, 2011)... in the 9-6 win on 5/13 vs Wsh tied career highs with 4h, 4r and 3hr while establishing new career bests with 6rbi and 14tb...homered twice off Nationals starter Edwin Jackson and then hit a walkoff grand slam off Henry Rodriguez...in 28g from 5/19-6/18 went 44-for-98 with 12 doubles and 7 homers (.449ba, .786slg, .542obp, 22r)...became the first Reds player since Frank Robinson in 1961 to produce at least 44 hits and 19 extra-base hits over a span of as few as 100ab...during the NLDS vs SF produced a 3-hit game in Game 2 and 2-hit games in Games 4 and 5.

BBWAA'S 2012 NL MVP AWARD VOTING

1. * Buster Posey, SF
 10. Jay Bruce, Cin
 12. Aroldis Chapman, Cin
 13. Brandon Phillips, Cin
 14. **JOEY VOTTO, CIN**
 30. Johnny Cueto, Cin
- 35 players received at least 1 vote
* Received 27-32 first-place votes

BBWAA'S 2011 NL MVP AWARD VOTING

1. * Ryan Braun, Mil
 2. Matt Kemp, LAD
 3. Prince Fielder, Mil
 4. Justin Upton, Ari
 5. Albert Pujols, StL
 6. **JOEY VOTTO, CIN**
- 26 players received at least 1 vote
* Received 20-32 first-place votes

2011: Was a National League All-Star for the second straight season and became the first Reds first baseman to win a Rawlings Gold Glove Award...finished sixth in the league's MVP voting...for the second straight year and third time in the last 4 seasons was voted by the local chapter of the Baseball Writers' Association of America the Ernie Lombardi Award as the Reds' Most Valuable Player...for the second straight season received the Canadian Baseball Hall of Fame's Tip O'Neill Award for his individual and team accomplishments, sharing the award with Brewers pitcher John Axford...established a club single-season record for assists by a first baseman (173) and was rated by opposing managers the best defensive first baseman in the National League...was

the club's nominee for the Hank Award Award, presented annually to each league's best hitter...led the National League in doubles (40), walks (110), on-base percentage (.416), BA on the road (.334) and BA with RISP (.383)...ranked among the NL leaders in games (161, T2nd), total bases (318, 4th), overall hitting (.309, 5th), extra-base hits (72, 5th), runs (101, T5th), multi-hit games (55, T5th), hits (185, 6th), RBI (103, 6th), intentional walks (15, T6th), BA vs LHP (.333, 7th), slugging (.531, 9th) and BA in day games (.312, 9th)...fell 11 points and 1 homer short in his attempt to become only the second player in Reds history to hit at least .320 with 30hr and 100rbi in more than 1 season (Frank Robinson, 1961 & 1962)...also was trying to become the first Reds batter to hit .320 in 3 straight seasons since Cooperstown Hall of Famer Ernie Lombardi did it in 4 straight from 1935-38...established career highs in games, at bats, hits and doubles...became the first Reds batter with consecutive 100-RBI seasons since Adam Dunn in 2004 and 2005...was NL Player of the Week for 7/25-7/31...reached base safely via hit, walk or HBP in 145 of his 161 apps, including a season-high streak of 33g to begin the season (.345, 5hr, 18rbi, 29bb)...that streak was snapped on 5/8 at Cubs, just 1g shy of the club's modern record for reaching base safely to begin a season (34g,

2011 RAWLINGS GOLD GLOVE AWARDS
National League

- 1B..... **JOEY VOTTO, CIN**
 2B..... Brandon Phillips, Cin
 3B..... Placido Polanco, Phi
 SS..... Troy Tulowitzki, Col
 OF..... Gerardo Parra, Ari
 OF..... Matt Kemp, LAD
 OF..... Andre Ethier, LAD
 C..... Yadier Molina, StL
 P..... Clayton Kershaw, LAD

American League

- 1B..... Adrian Gonzalez, Bos
 2B..... Dustin Pedroia, Bos
 3B..... Adrian Beltre, Tex
 SS..... Erick Aybar, LAA
 OF..... Alex Gordon, KC
 OF..... Jacoby Ellsbury, Bos
 OF..... Nick Markakis, Bal
 C..... Matt Wieters, Bal
 P..... Mark Buehrle, Chi

Dave Collins, 1981)...only 4 times all year went consecutive games without reaching base (6/17-6/18 vs Tor, 7/19-7/20 at Pit, 9/4 at StL & 9/5 at Chi, 9/18 vs Mil & 9/19 vs Hou)...had not failed to reach safely over any 3-game span since 8/30 vs LAD and 8/31 vs Pit (DH), 2009...played in all but 1g (5/9 at Hou) and missed just 3 starts, on 5/9 at Hou (Cin's 35th game), 7/25 vs NYM (102nd game, PH) and 8/23 at Fla (128th game, PH/1B)...from 8/13-8/26 produced a season-high 11-game hitting streak (16-32, .500, 6hr, 13rbi)...in the third inning on 6/25 at Bal hit his 100th career HR (3-run off Brian Matusz), then 2 innings later added another (2-run off Matusz) for his seventh career multi-homer game...his second 2-homer game, in the 14-inning, 5-4 win on 8/28 vs Wsh, included a walkoff solo HR off Collin Balester...produced the first of his 2 walkoff hits in the 10th inning of the 6-5 win on 5/13 vs StL, an RBI-single off Jason Motte...from 7/26-7/28 homered in 3 straight games for the second time in his career (9/3-9/5, 2008)...in the sixth inning on 9/17 vs Mil drew his 106th walk to establish a new single-season record for players from Canada (Jack Graney, 105bb, 1919)...sent his batting gloves to the Canadian Baseball Hall of Fame.

2010: Became the 10th Reds player and third Canadian to win the Most Valuable Player Award...was named to his first All-Star team after receiving 13.7 million votes in the 2010 All-Star Game Final Vote...also was a *Sporting News* All-Star in voting of his peers...prior to Game 4 of the World Series received the Hank Aaron Award as the National League's best hitter...in his native Canada, was honored by 7 organizations for his outstanding 2010 season...was ranked No. 1 in the *Toronto Sun's* 2010 list of most influential Canadians in baseball...for the second time in 3 seasons unanimously was voted the Ernie Lombardi Award as the Reds' Most Valuable Player...also was a finalist for the MLBPA Players' Choice Player of the Year Award and Major League Baseball Clutch Performer of the Year Award Presented by Pepsi...led the Reds to the National League Central Division championship while ranking among the NL's Top 3 in 11 statistical categories, in the Top 5 in 15 categories and among the Top 8 in 18 categories...led the Major Leagues in on-base percentage (.424) and hitting on the road (.349) and led the NL in slugging percentage (.600), hitting vs RHP (.347), RBI ratio (4.8ab) and OPS (1.024)...among NL batters in the prestigious Triple Crown categories ranked second in hitting and third in both homers and RBI...became only the third Reds player in the last 50 years to lead the National League in both on-base percentage (.424) and slugging percentage (.600), joining Frank Robinson in 1962 and Joe Morgan in 1976...led the Reds in hitting, runs, hits, total bases (328), doubles, homers, RBI, walks, slugging, on-base percentage, 2-hit games (36), 3-hit games (12, tied w/ Jay Bruce and Brandon Phillips) and multi-hit games (51)...is only the fourth player in Reds history to hit at least .320 with 37 HR and 113 RBI in a season, joining MVP George Foster in 1977, Frank Robinson in 1961 (MVP) & 1962 and Ted Kluszewski in 1954...is the first Reds first baseman to produce a 30-homer season since Lee May hit 39 in 1971, the first with 100rbi since Tony Perez had 109 in 1975 and the first to steal at least 16 bases since Dan Driessen had 19 in 1980...is the first Reds batter with at least 30hr and 100rbi in a season since Adam Dunn had 40hr and 106rbi in 2007...is the first Reds batter to lead the team in hitting, HR and RBI since Eric Davis in 1989...in his last 60 apps of the season hit .352 (76-216, 14hr, 49rbi) as the Reds battled for the division title...in April hit .275 (23g, 4hr, 12rbi)...in 127g the rest of the season hit .332 (33hr, 101rbi)...on 5/20 at Atl highlighted the Reds' 8-run second inning with his first career grand slam (off Tommy Hanson)...from 5/15-7/3 reached base safely in a career-high 41 straight games, the longest such streak by a Reds batter since Pete Rose reached base safely in 48 straight games from 6/12-8/2, 1978 and the third-longest in the Major Leagues in 2010 (NYY's Mark Teixeira 42g, Fla's Logan Morrison 42g)...during the 41-game streak hit .325 with .427 on-base and .592 slugging percentages (51-157, 11hr, 33rbi, 24bb, 4hbp)...that streak was snapped on 7/4 at Chi, when he was ejected in the top of the first inning by HP umpire Angel Camps for arguing balls and strikes...the next day started another on-base streak that reached 10 consecutive games before it was snapped on 7/19 vs Wsh...on 8/15 vs Fla was ejected again, also in the first inning, by HP umpire D.J. Reyburn for arguing balls and strikes...on 8/8 at Chi scored a career-high 4 runs, tying with Jonny Gomes for the most by a Reds batter in a game in 2010...produced his

SPORTING NEWS'
2010 NATIONAL LEAGUE ALL-STAR TEAM

Position	Player, Club
C	Brian McCann, Atl
1B	JOEY VOTTO, CIN
2B	Martin Prado, Atl
3B	Ryan Zimmerman, Wsh
SS	Hanley Ramirez, Fla
OF	Carlos Gonzalez, Col
OF	Matt Holliday, StL
OF	Ryan Braun, Phil
SP	Roy Halladay, Phi
RP	Heath Bell, SD

In voting of players, coaches and managers

2010 NATIONAL LEAGUE MVP AWARD VOTING

Player	Club	1st	2nd	3rd	Pts
JOEY VOTTO	REDS	31	1		443
Albert Pujols	Cardinals	1	21	8	279
Carlos Gonzalez	Rockies		7	13	240
Adrian Gonzalez	Padres		1	3	197
Troy Tulowitzki	Rockies			2	132

Joey Votto was the 10th Reds player named MVP since the award's inception in 1931, tying the A's for third-most by any team and trailing only the Cardinals (13) and Yankees (12). In 2010, 27 players received votes. Cin's **Scott Rolen** finished 14th with 26 points.

VOTTO'S 2010 AWARDS

- National League's Most Valuable Player
- National League's Hank Aaron Award
- Ernie Lombardi Award, Reds MVP
- National League All-Star
- Sporting News All-Star
- Canadian Baseball Hall of Fame's Tip O'Neill Award
- George Gross/Toronto Sun Sportsperson of Year
- Lou Marsh Canadian Athlete of Year
- Ontario Sports Legends Hall of Fame Athlete of Year
- Postmedia News Canadian Male Athlete of Year
- QMI Agency Canadian Male Athlete of Year
- Baseball Canada Wall of Excellence

100th RBI of the season on a first-inning groundout on 9/9 at Col...in the 10-inning, 5-4 win vs Pit on 9/11 snapped an 0-for-10 skid with his first career walkoff HR (solo off Justin Thomas)...graced the cover of the 8/30 issue of *Sports Illustrated*, the first Reds player to do so since Ken Griffey Jr. on 6/14/04...12 Reds players now have appeared solo 23 times on the *Sports Illustrated* cover, including Pete Rose (8 times), Johnny Bench (3), Griffey Jr. (2), Tom Seaver (2), Joe Morgan (1), George Foster (1), Eric Davis (1), Chris Sabo (1), Deion Sanders (1), Joey Jay (1) and Roy McMillan (1)...former owner Marge Schott also appeared on 1 cover...was the club's nominee and a finalist for the Hutch Award, presented each year to the Major League player who best exemplifies the honor, courage and dedication of former Reds manager Fred Hutchinson.

2009: Led the club in hitting (.322), runs (82), total bases (266), doubles (38), HR (25), walks (70), multi-hit games (44) and 4-hit games (4)...ranked among the National League leaders in hitting (5th), on-base percentage (.414, 4th), slugging percentage (.567, 5th), hitting on the road (.335, 4th), hitting with RISP (.336, 8th), hitting at night (.323, 6th), hitting vs RHP (.319, 9th) and hitting vs LHP (.329, 8th)...beginning 9/10 led all Major League hitters in batting average (.440), raising BA from a season-low .296...hit 16 doubles in September, a club record for a calendar month...was NL Player of the Week for 9/21-9/27 after leading the majors in almost every statistical category...as part of that Player of the Week performance, from 9/22-9/26 became the first Major League player with 10 doubles over a 5-game span since Pit's Paul Waner did it in 1932...reached base via hit, walk or HBP in 113 of his 131 apps...became the first Reds player with at least 20 homers as a rookie and again in the following season since Hall of Famer Frank Robinson did it in 1956 and 1957...from 5/30-6/22 missed 21g while on the disabled list with depression and anxiety related to the death of his father in August 2008...hit .357 in 38 apps before he went on the DL and .309 in 93 apps after he came off the DL...in the Reds' 17g from 5/7-5/25 missed 12 starts with a respiratory infection and dizziness...left the game on 5/29 at Mil with stress-related issues and the next day went on the 15-day disabled list...didn't play for the Reds again until 6/23 in his hometown of Toronto...in the 7-5 win on 6/25 at Tor made the first of his 4 starts batting cleanup (4-5, double, HR, 3rbi)...played in every inning of every game until he left in the sixth inning of the 15-3 loss vs Mil on 5/6...didn't start any of the next 4g because of the respiratory infection and dizziness, but entered the game on 5/10 vs StL as a defensive replacement and in his first plate appearance homered off Kyle McClellan...was ejected twice, on 7/12 at NYM by HP umpire Bill Welke and on 7/27 vs SD by 3B umpire Jerry Crawford, both times for arguing balls and strikes...played for Canada in the World Baseball Classic and hit .556 (second among all WBC players) with a 1.111 slugging percentage (third).

2008: In his first full Major League season finished second in the National League Rookie of the Year Award voting, was a finalist for a Players Choice Award in the category of Outstanding NL Rookie, was a TOPPS Major League Rookie All-Star and in a unanimous vote of the local chapter of the Baseball Writers' Association of America received the Ernie Lombardi Award as the Reds' Most Valuable Player...led NL rookies in hitting (.297), hits (156), HR (24), total bases (266), multi-hit games (42), on-base percentage (.368) and slugging percentage (.506) and ranked second in RBI (84), runs scored (69), doubles (32) and extra-base hits (59)...among all NL batters ranked fourth with a .317ba in day games...ranked eighth among all NL first basemen in fielding percentage (.991, 11e, 1197tc) and established a club record for first basemen with 136 assists (135, Frank McCormick, 1944)...led the Reds in games (151), hitting, hits, total bases, doubles and

RISPY BUSINESS

Listed below are the Reds' single-season leaders in **batting average with runners in scoring position** since 1974:

Player	BA vs RISP	Year
Ken Griffey Sr.	.409	1976
Pete Rose	.409	1975
JOEY VOTTO	.383	2011
Joe Morgan	.380	1976
JOEY VOTTO	.371	2017
JOEY VOTTO	.370	2012
JOEY VOTTO	.369	2010

LHB VS LHP

Listed below are the Reds' single-season leaders in batting average **by LH batters vs LH pitchers** since 1974:

Player	BA vs LHP	Year
Ken Griffey Sr.	.393	1976
Sean Casey	.335	2005
JOEY VOTTO	.333	2011
JOEY VOTTO	.331	2015
JOEY VOTTO	.329	2009
Ken Griffey Sr.	.327	1981
Sean Casey	.320	2003

REDS' ALL-TIME HOME RUNS, FIRST BASE

266	JOEY VOTTO	2007-2018
249	Ted Kluszewski	1947-1957
141	Tony Perez	1964-76, 1984-86
139	Lee May	1965-1971

Includes home runs hit only as a first baseman
Courtesy Elias Sports Bureau

STROLLIN'

Joey Votto is the only modern Reds batter and 1 of 9 players ever to **lead the National League in walks** for at least **3 straight seasons** (since 1900):

Player	Times	Years
Barry Bonds	5	2000-2004
Roy Thomas	5	1900-1904
Barry Bonds	4	1994-1997
JOEY VOTTO	3	2011-2013
Mike Schmidt	3	1981-1983
Ron Santo	3	1966-1968
Eddie Mathews	3	1961-1963
Arky Vaughan	3	1934-1936
Mel Ott	3	1931-1933
George Burns	3	1919-1921

ON BASE

Joey Votto is the only modern Reds batter and 1 of 6 players in **Major League** history to **lead his league in on-base percentage** for **4 straight years** (since 1900):

Player, League	Times	Years
Rogers Hornsby, NL	6	1920-1925
Wade Boggs, AL	5	1985-1989
JOEY VOTTO, NL	4	2010-2013
Ted Williams, AL	4	1946-1949
Lou Gehrig, AL	4	1934-1937
Barry Bonds, NL	4	2001-2004

RBI...became the first player in franchise history to produce at least 20 homers and 30 doubles in his rookie season...also led the club with 18g of at least 3 hits, the most by any rookie in the Major Leagues...hit 23 of his 24 homers as a first baseman, a new franchise record for home runs by a rookie at that position (Ted Kluszewski, 12hr, 1948) and the second-most by any rookie in Reds history (Frank Robinson, 38hr, 1956)...his 84rbi were the third-most in Reds history by a rookie (Frank McCormick, 106rbi, 1938 & Jim Greengrass, 100rbi, 1953)...after the All-Star break hit .321 (11hr, 44rbi)...in August led the club in hitting (.382) and RBI (18)...in September led the club in hitting (.309), HR (9) and RBI (20) and earned the National League's Rookie of the Month Award presented by Gillette...beginning 7/30, in his last 48g of the season hit .351 (11hr, 40rbi)...in his last 11g of the season hit .452 with 8 multi-hit games (5hr, 12rbi), raising BA from .283 to season-ending .297...finished the season with a 7-game hitting streak that tied his career high, including 5 multi-hit games (13-26, .500, 3hr, 7rbi)...led the club with 55 starts batting seventh in the order but also hit first (1g, 6/18 vs LAD), second (8gs), third (20gs), fourth (18gs), fifth (17gs), sixth (18gs) and eighth (1gs, 7/23 vs SD)...from 8/9-8/15 was on the bereavement list...in his 39 apps after he was reinstated from the bereavement list hit .343 (10hr, 31rbi)...twice produced 3 straight 3-hit games (5/25-5/28, 8/21-8/23)...from 6/24-6/26 returned to his native Toronto for a 3-game series with the Blue Jays and went 1-for-11...in the 7-2 win vs NYM on 7/19 produced his first career triple, a 2-run shot off Aaron Heilmann that gave Cin its 5-run lead...on 5/3 at Atl made his first career start batting cleanup.

OH, CANADA

Below is a list of players born in Canada with at least 1,000 Major League apps:

Larry Walker	1,988
Matt Stairs	1,895
Russell Martin	1,610
JOEY VOTTO	1,575
Justin Morneau	1,545
Terry Puhl	1,531
Jack Graney	1,399
Jeff Heath	1,383
George Wood	1,280
Jason Bay	1,278
George Gibson	1,213
Frank O'Rourke	1,131
Pop Smith	1,093
Tip O'Neill	1,054
Bill P. Phillips	1,038
Arthur Irwin	1,010

Courtesy Elias Sports Bureau

NORTHERN LIGHTS

Joey Votto is 1 of 9 Canadian-born players to hit 100 HR in the Major Leagues:

Larry Walker	383	Jeff Heath	194
JOEY VOTTO	269	Russell Martin	185
Matt Stairs	265	Corey Koskie	124
Justin Morneau	247	George Selkirk	108
Jason Bay	222		

Courtesy Elias Sports Bureau

ALL-TIME HITS, PLAYERS BORN IN CANADA

Larry Walker	2,160	George Wood ...	1,507
JOEY VOTTO	1,729	Jeff Heath	1,447
Justin Morneau	1,603		

WALKING NORTH OF THE BORDER

Listed below are the only Canadian players ever with 100 walks during a single season:

Player	Walks	Year
JOEY VOTTO	143	2015
JOEY VOTTO	135	2013
JOEY VOTTO	134	2017
JOEY VOTTO	110	2011
JOEY VOTTO	108	2018
JOEY VOTTO	108	2016
Jack Graney	105	1919
George Selkirk	103	1939
Jason Bay	102	2006
Jack Graney	102	1916

Courtesy Canadian Baseball Hall of Fame

ALL-TIME WALKS, PLAYERS BORN IN CANADA

- VOTTO, Toronto, Ontario** 1,104
- L. Walker, Maple Ridge, B.C. 913
- Russell Martin, East York, Ontario 762

2008 ROOKIE OF THE YEAR AWARD VOTING

Player	Club	1st	2nd	3rd	Pts
Geovany Soto	Cubs	31	1	-	158
JOEY VOTTO	REDS	1	21	8	76
Jair Jurrjens	Braves	-	6	16	34
Edinson Volquez	Reds	-	3	-	9
Jay Bruce	Reds	-	-	7	7
Kosuke Fukudome	Cubs	-	1	1	4

Edinson Volquez was not a rookie in 2008. Joey Votto and Jay Bruce became only the second pair of Reds rookies ever to finish in the Top 5 in the BBWAA's Jackie Robinson Award voting. In 1970, Bernie Carbo finished in second place, behind Mtl's Carl Morton, and Wayne Simpson tied for fourth.

2008 TOPPS MAJOR LEAGUE ROOKIE ALL-STAR TEAM

1B	JOEY VOTTO, CIN
2B	Alexei Ramirez, WSox
3B	Evan Longoria, TB
SS	Mike Aviles, KC
OF	Jay Bruce, Cin
OF	Denard Span, Min
OF	David Murphy, Tex
C	Geovany Soto, Cubs
P	Brad Ziegler, Oak
P	John Lannan, Wsh

MAY 13, 2012

In the 9-6 Reds win on 5/13/12 vs Wsh **Joey Votto** became the first player in **Major League history** to produce in the same game **3 home runs** and a **walkoff grand slam**...in tying the club record for HR in a game, **Votto** became the fifth player in Reds history to produce more than one 3-homer game: **Johnny Bench** (3 times), **Gus Bell** (twice), **Eric Davis** (twice) and **Aaron Boone** (twice)...in that game **Votto** tied career highs with **4 hits, 4 runs** and **3 HR** while establishing new career bests with **6 RBI** and **14 total bases**...he homered twice off Nationals starter **Edwin Jackson** before hitting the grand slam off **Henry Rodriguez**...his **14 total bases** were the most by a Reds batter since **Jeffrey Hammonds** had **14tb** on 5/19/99 at Col, fell 1 shy of the franchise's single-game record then held by **Walker Cooper** (15tb, 7/6/49 vs Cubs)...**Votto's** bat was sent to the **Hall of Fame** in **Cooperstown**.

2007: Entered the season rated the third-best prospect in the organization by *Baseball America* and finished it in the Major Leagues by hitting .321 (4hr, 17rbi) in 24 apps for the Reds...spent the minor league season at Louisville, where in his first season at Class AAA he was that club's Most Valuable Player, the International League's Rookie of the Year and a TOPPS All-Star...ranked among the International League leaders in HR (22, 4th), RBI (92, 2nd), hits (146, T5th), OBP (.382, 7th) and batting average (.294, T13th)...led all Reds minor leaguers in RBI and ranked third in HR and seventh in hitting...was voted to the IL's post-season All-Star team...played in the Triple-A All-Star Game and for the World Team in the Sirius XM All-Star Futures Game...homered in the Futures Game...joined the Reds after Louisville's season ended...made 21 starts for Cin (15 at 1B, 6 in LF)...hit safely in 18 of his 21 starts...made his first 12 starts at 1B...following season-ending injuries to Adam Dunn, Ken Griffey Jr. and Josh Hamilton made 6 of his last 9 starts in LF...in September tied for the club lead in doubles (7) and ranked second in HR (4) and RBI (17)...on 9/4 vs NYM made his Major League debut as a pinch hitter and struck out vs Guillermo Mota...on 9/5 vs Mets made his first career start, played 1B and produced his first career hit and RBI (solo HR off John Maine)...was 1 of 3 Reds rookies to produce a homer for his first career hit (Josh Hamilton, Ryan Jorgensen)...on 9/14 at Mil recorded his first career stolen base...in the season finale on 9/30 vs the Cubs produced a double, home run and 5rbi...was 1 of 10 Reds players to make his Major League debut during the 2007 campaign (OF Josh Hamilton, RHP Jared Burton, LHP Jon Coutlangus, RHP Brad Salmon, RHP Homer Bailey, LHP Phil Dumatrait, RHP Tom Shearn, RHP Marcus McBeth, C Ryan Hanigan)...in May was Louisville's Hitter of the Month and the organization's Hitter of the Month (.402, 6hr, 21rbi)...was International League Batter of the Week for 8/13-8/19 (.360, 5hr, 12rbi)...on 8/17 at Charlotte and 8/18 at Durham became just the second player in Louisville history to produce consecutive 2-homer games...from 5/4-6/20 reached base safely in 42 consecutive games, second-longest streak in the IL...in a survey of league managers was voted best batting prospect and the batter with the best strike zone judgment.

THE RIGHT STUFF

From 2007-2016, **1B Joey Votto** and **2B Brandon Phillips** made **1,103 starts together**, the most on the right side of the infield for any tandem in Reds history...listed below are the all-time Major League leaders, since 1900, for starts together at 1B and 2B:

1B & 2B, Team	Games Started
Jeff Bagwell & Craig Biggio, Astros	1,506
Lou Gehrig & Tony Lazzeri, Yankees	1,425
Ryan Howard & Chase Utley, Phillies	1,134
Joey Votto & Brandon Phillips, Reds	*1,103
Mark Grace & Ryne Sandberg, Cubs	1,065
Joe Judge & Bucky Harris, Senators	1,060
Fred Merkle & Larry Doyle, Giants	1,042
Steve Garvey & Davey Lopes, Dodgers	1,038
Frank McCormick & Lonney Frey, Reds	*774

* Made 1,000th start on 5/7/16 vs Mil. * Previous Reds record

1,500

On **6/17/18 at Pit**, **Joey Votto** made his **1,500th Major League appearance**...below is a list of modern day Major League **first basemen** who were **inducted into the National Baseball Hall of Fame in Cooperstown** within the last **50 years** along with their statistics through their first **1,500** career games:

PLAYER	AVG	OBP	SLG	HR	H	BB
Joey Votto	.313	.428	.536	263	1662	1046
Jeff Bagwell	.305	.418	.553	316	1657	1012
Ernie Banks	.283	.344	.536	353	1618	521
Rod Carew	.335	.392	.450	71	1924	542
Orlando Cepeda	.305	.355	.517	279	1714	388
George Kelly	.297	.343	.455	137	1650	358
Harmon Killebrew	.262	.375	.532	392	1354	919
Willie McCovey	.282	.385	.555	347	1375	788
Johnny Mize	.320	.406	.580	315	1776	757
Eddie Murray	.299	.375	.505	275	1680	709
Tony Perez	.284	.347	.484	246	1550	532
Frank Thomas	.321	.441	.580	339	1721	1172
Jim Thome	.285	.411	.566	368	1451	1085

ALL-STAR GAME HOME RUNS BY REDS

Joey Votto ^	2018	Johnny Bench	1971
Scooter Gennett *	2018	Johnny Bench	1969
Dave Concepcion	1982	Tony Perez ^	1967
Ken Griffey Sr.	1980	Frank Robinson	1959
Joe Morgan	1977	Gus Bell *	1954
George Foster	1976	Ted Kluszewski	1954
Johnny Bench	1973	* Pinch-hit HR, ^ Extra innings	

ALL-STAR GAME EXTRA-INNING HOME RUNS

G. Springer	2018 (10th)	T. Perez	1967 (15th)
A. Bregman	2018 (10th)	S. Musial	1955 (12th)
J. Votto	2018 (10th)	Schoendienst	1950 (14th)
R. Cano	2017 (10th)		

MOST CONSECUTIVE GAMES BY REDS, WILD CARD ERA

Joey Votto has 3 of the team's 4 longest games played streaks in the **Wild Card era** (list below)...his active appearance streak of **202 consecutive games**, snapped on **4/12/18 vs StL**, was the second-longest in the Major Leagues behind KC's **Alicedes Escobar (342 games)**...**Votto** started each of those **202 games**, the longest games started streak by a Reds player since **Pete Rose** started **370 straight games** from **1973-1976**.

Aaron Boone	241 games	4/1/02 - 6/28/03
Joey Votto	226 games	9/5/12 - 5/15/14
Joey Votto	204 games	5/10/11 - 6/30/12
Joey Votto	202 games	9/3/16 - 4/11/18
Jay Bruce	125 games	9/22/09 - 8/9/10

Courtesy Stats Inc.

SINGLE-SEASON CAREER HIGH STREAKS

Hitting Streak: 17g (2x), 7/15-8/3, 2016 & 7/26-8/12, 2017;
Hitless Streak: 19ab, 4/16-4/21, 2016

MINOR LEAGUES

2006: At Class AA Chattanooga was the Southern League's Most Valuable Player and batting champion, TOPPS' Southern League Player of the Year...was a *Baseball America* Minor League and Class AA All-Star and a TOPPS Class AA All-Star...was the North Division's starting first baseman in the Southern League All-Star Game and played in Major League Baseball's All-Star Futures Game in Pittsburgh...led the SL in hitting (.319), hits (162), doubles (46), on-base percentage (.408), slugging percentage (.547), extra-base hits (70), total bases (278), runs scored (85) and walks (78)...ranked second in the SL in homers (22)...fell 1 double shy of the Southern League record...ranked among all Class AA leaders in doubles (T1st), extra-base hits (2nd), hits (3rd), total bases (3rd), walks (78, 3rd), hitting (6th), runs (7th) and homers (T9th)...ranked among all minor league batters in doubles (T1st), extra-base hits (T3rd), total bases (9th) and hits (T10th)...in June was the organization's Minor League Player of the Month and TOPPS' Southern League Player of the Month (.355, 8hr, 24rbi, 5sb)...was Southern League Player of the Week for 6/12-6/18...**2005:** Spent the season with the Florida State League Reds in Sarasota, where in 124g he hit .256 and led the club in hits (119), doubles (23), HR (17) and RBI (83)...was selected to play for Team Canada in the IBAF XXXVI World Cup in Amsterdam, Netherlands...**2004:** In 135g at Class A Dayton and Class A Potomac combined to hit .301 with 19hr, 92rbi and 10 stolen bases...led all Reds minor leaguers in batting average and RBI and ranked T2nd in home runs...began the season at Dayton, where twice he was named Midwest League Player of the Week (4/26-5/2, 6/14-6/20)...on 8/10 was transferred to Potomac, where he played his last 24g of the season...hit a grand slam in the 5-4 win on 9/6 vs Winston-Salem...**2003:** Began the season at Dayton...on 6/11 was transferred to Billings, where he received honorable mention for the Pioneer League's post-season All-Star team...led the Pioneer League with a .452 on-base percentage...reached base in 63 of his 70 apps with the Mustangs...**2002:** In his first professional season hit .269 with 9hr and 33rbi in 50 apps for the Rookie Gulf Coast League Reds...tied for the GCL lead with 25 extra-base hits...also ranked among the league leaders in home runs (2nd), slugging (.531, 4th) and total bases (93, 5th).

PERSONAL: In 2002 graduated from Richview Collegiate Institute in Toronto, Ontario, Canada...attended the same high school as Stephen Harper, who served as the Prime Minister of Canada from 2006-2015...grew up in the greater Toronto area of Etobicoke and in November 2014 was inducted into the Etobicoke Sports Hall of Fame...is enshrined on Baseball Canada's Wall of Excellence.

MULTI-HOMER GAMES (13)

Date	Pitcher(s)
6/29/17 vs Mil	Jimmy Nelson
6/27/16 vs Chi	Jake Arrieta, Jake Peavy
6/9/15 vs SD (*3)	Harang 2, McGowan
4/10/15 vs StL	John Lackey
5/13/12 vs Wsh (*3)	Jackson 2, Rodriguez
8/28/11 vs Wsh	Zimmermann, Balester
6/25/11 at Bal	Brian Matusz
8/25/10 at SF	Bumgarner, Ramirez
7/5/10 at NYM	Pelfrey, Nieve
6/13/10 vs KC	Zack Greinke
5/23/09 vs Cle	David Huff
9/19/08 vs Mil	Suppan, Parra
5/7/08 vs Chi (*3)	Lieber, Marshall, Gallagher

* Tied club record, since broken by Scooter Gennett
In 2008 became the first Reds rookie with a 3-HR game

PINCH-HIT HOME RUNS (1)

Date	Pitcher
5/18/08 vs Cle	Cliff Lee

GRAND SLAM HOME RUNS (4)

Date	Pitcher
9/8/18 vs SD	Robbie Erlin
6/19/18 vs Det	Matthew Boyd
5/13/12 vs Wsh *	Henry Rodriguez
5/20/10 at Atl	Tommy Hanson

* Walkoff HR

WALKOFF HOME RUNS (5)

Date (Inning)	Pitcher
6/7/16 vs StL (9)	Kevin Siegrist
5/9/14 vs Col (9)	Boone Logan
5/13/12 vs Wsh (9) *	Henry Rodriguez
8/28/11 vs Wsh (14)	Collin Balester
9/11/10 vs Pit (10)	Justin Thomas

* Grand Slam

CONSECUTIVE GAMES (MINIMUM 3)

Date	Dates
4 straight games	4/24-4/27, 2018
3 straight games	8/5-8/7, 2017
3 straight games	6/7-6/9, 2017
3 straight games	8/21-8/24, 2011
3 straight games	7/26-7/28, 2011
3 straight games	9/3-9/5, 2008

VOTTO'S CAREER TRANSACTIONS

- Was selected by the Reds in the second round of the June 2002 first-year player draft. Was signed by John Castleberry.
- On disabled list with depression and anxiety, May 30-June 22, 2009; included rehabilitation assignments at Sarasota, June 18-19 and Dayton, June 20-22.
- Was signed to a 3-year contract extension through 2013, avoiding arbitration, January 17, 2011.
- Was signed to a 10-year contract extension through 2023, with a club option for 2024, April 4, 2012.
- On disabled list with a torn meniscus in his left knee, July 17-September 3, 2012; included rehabilitation assignments at Dayton, August 28-31 and at Louisville, September 1-3.
- On disabled list with a distal quad strain in his left knee, May 21-June 9 and July 8-remainder of the season, 2014; included a rehab assignment at Louisville, June 8-9; was transferred to the 60-day DL, August 16; was reinstated from the 60-day DL, October 30.
- On disabled list with a right lower leg contusion, August 17-29, 2018.

CAREER FIELDING

Pos.	Pct.	G	PO	A	E	TC	DP
1B	.994	1,541	11,838	1,435	85	13,358	1,149
LF	.933	* 6	14	0	1	15	0

* All in 2007, made his last 2 starts and 6 of his last 9 starts in LF

Career Hitting

Yr	Club	AVG	G	AB	R	H	2B	3B	HR	RBI	SH	SF	HB	BB	SO	SB	CS	OBP	SLG	E
02	GCL Reds - R	.269	50	175	29	47	13	3	9	33	0	5	1	21	45	7	2	.342	.531	13
03	Dayton - A	.231	60	195	19	45	8	0	1	20	0	2	2	34	64	2	5	.348	.287	9
	Billings - R	.317	70	240	47	76	17	3	6	38	0	1	4	*56	80	4	0	*.452	.488	12
04	Dayton - A	.302	111	391	60	118	26	2	14	72	0	2	1	79	110	9	2	.419	.486	10
	Potomac - A	.298	24	84	11	25	7	0	5	20	0	0	1	11	21	1	1	.385	.560	0
05	Sarasota - A	.256	124	464	64	119	23	2	17	83	1	9	3	52	122	4	5	.330	.425	8
06	Chattanooga - AA	*.319	136	508	*85	*162	*46	2	22	77	0	3	1	*78	109	24	7	*408	*547	14
07	Louisville - AAA	.294	133	496	74	146	21	2	22	92	0	9	5	70	110	17	10	.381	.478	13
	Cincinnati	.321	24	84	11	27	7	0	4	17	0	0	0	5	15	1	0	.360	.548	1
08	Cincinnati	^ .297	151	526	69	^156	32	3	^24	84	0	0	2	59	102	7	5	.368	.506	11
09	Cincinnati	.322	131	469	82	151	38	1	25	84	0	1	4	70	106	4	1	.414	.567	10
	#Sarasota - A	.000	1	2	0	0	0	0	0	0	0	0	0	1	1	0	0	.333	.000	0
	#Dayton - A	.429	2	7	3	3	0	0	1	3	0	0	0	2	3	1	0	.556	.857	0
10	Cincinnati	.324	150	547	106	177	36	2	37	113	0	3	7	91	125	16	5	*.424	*.600	5
11	Cincinnati	.309	161	599	101	185	*40	3	29	103	0	6	4	*110	129	8	6	*.416	.531	6
12	Cincinnati	.337	111	374	59	126	44	0	14	56	0	2	5	*94	85	5	3	*.474	.567	6
	#Dayton - A	.200	3	5	1	1	0	0	0	1	0	1	0	3	1	0	0	.444	.200	0
	#Louisville - AAA	.167	2	6	1	1	0	0	1	1	0	0	0	0	4	0	0	.167	.667	1
13	Cincinnati	.305	*162	581	101	177	30	3	24	73	0	6	4	*135	138	6	3	*.435	.491	14
14	Cincinnati	.255	62	220	32	56	16	0	6	23	0	2	3	47	49	1	1	.390	.409	7
	#Louisville - AAA	.333	2	6	1	2	0	0	0	0	0	0	0	0	2	0	0	.333	.333	0
15	Cincinnati	.314	158	545	95	171	33	2	29	80	0	2	5	*143	135	11	3	.459	.541	9
16	Cincinnati	.326	158	556	101	181	34	2	29	97	0	8	5	108	120	8	1	*.434	.550	8
17	Cincinnati	.320	*162	559	106	179	34	1	36	100	0	6	8	*134	83	5	1	*.454	.578	4
18	Cincinnati	.284	145	503	67	143	28	2	12	67	0	3	9	108	101	2	0	*.417	.419	5
	Major Totals	.311	1575	5563	930	1729	372	19	269	897	0	41	56	1104	1188	74	29	.427	.530	86
	Minor Totals	.289	718	2579	395	745	161	14	98	440	1	32	18	407	672	69	32	.385	.476	80

Injury rehab, * Led league, ^ Led National League rookies

Led the National League in OPS in 2010 (1.024) and 2017 (1.032). In 2011 led the NL in road BA (.334) and BA with RISP (.383)

Established franchise records with a .474 on-base percentage in 2012, 135 walks in 2013 and 143 walks in 2015

All-Star Record

Yr	Club, Site	AVG	G	AB	R	H	2B	3B	HR	RBI	SH	SF	HB	BB	SO	SB	CS	OBP	SLG	E
10	NL, Anaheim	.000	1	2	0	0	0	0	0	0	0	0	0	0	0	0	0	.000	.000	0
11	NL, Arizona	.000	1	2	0	0	0	0	0	0	0	0	0	0	1	0	0	.000	.000	0
12	NL, Kansas City	.000	1	3	0	0	0	0	0	0	0	0	0	0	1	0	0	.000	.000	0
13	NL, New York (NL)	.000	1	2	0	0	0	0	0	0	0	0	0	0	1	0	0	.000	.000	0
17	NL, Miami	.000	1	1	0	0	0	0	0	0	0	0	0	1	1	0	0	.500	.000	0
18	NL, Washington	.333	1	3	1	1	0	0	1	1	0	0	0	0	0	0	0	.333	1.333	1
	All-Star Totals	.077	6	13	1	1	0	0	1	1	0	0	0	1	4	0	0	.143	.308	0

Wild Card Record

Yr	Club, Opponent	AVG	G	AB	R	H	2B	3B	HR	RBI	SH	SF	HB	BB	SO	SB	CS	OBP	SLG	E
13	Cin at Pit	.000	1	4	0	0	0	0	0	0	0	0	0	0	2	0	0	.000	.000	0

Division Series Record

Yr	Club, Opponent	AVG	G	AB	R	H	2B	3B	HR	RBI	SH	SF	HB	BB	SO	SB	CS	OBP	SLG	E
10	Cin vs Phi	.100	3	10	0	1	0	0	0	1	0	1	0	0	2	0	0	.091	.100	0
12	Cin vs SF	.389	5	18	3	7	0	0	0	0	0	0	0	4	5	0	0	.500	.389	0
	Division Series Totals	.286	8	28	3	8	0	0	0	1	0	1	0	4	7	0	0	.364	.286	0

World Baseball Classic Record

Yr	Country	AVG	G	AB	R	H	2B	3B	HR	RBI	SH	SF	HB	BB	SO	SB	CS	OBP	SLG	E
09	Canada	.556	2	9	2	5	2	0	1	2	0	0	0	1	1	0	0	.600	1.111	0
13	Canada	.222	3	9	5	2	0	0	0	0	0	0	0	5	4	0	0	.500	.222	1
	WBC Totals	.389	5	18	7	7	2	0	1	2	0	0	0	6	5	0	0	.542	.667	1

Among all 2009 WBC players ranked second in BA (.556) and third in slugging (1.111)



MASON WILLIAMS

OF
46

Age: 27 Ht.: 6-1 Wt.: 195 Bats: L Throws: R ML Service: 1.147

Born: 8/21/91 Birthplace: Pawtucket, RI Resides: Tampa, FL

Acquired: Was signed by the Reds to a minor league contract with an invitation to 2018 Major League spring training camp, November 16, 2017.

Contract: Signed through the 2019 season and under team control through 2023.

Non-Roster

CAREER HIGHLIGHTS

- In 2018 was a mid-season International League All-Star.
- In 2013 played in the Arizona Fall League's Rising Stars Game.
- For 3 consecutive seasons from 2011-2013 was rated by *Baseball America* the fastest baserunner, best athlete and best defensive outfielder in the Yankees' organization.
- In 2012 was a mid-season South Atlantic League All-Star.
- In 2011 was a mid-season New York-Penn League All-Star, an MiLB.com Organizational All-Star, a TOPPS Short-Season/Rookie All-Star, TOPPS' NYPL Player of the Year and a *Baseball America* Short-Season All-Star.

SINGLE-SEASON CAREER HIGH STREAKS

Hitting Streak: 4g (3x), Last: 7/27-8/1, 2018;
Hitless Streak: 12ab, 8/5-8/8, 2018

2018 SEASON

- Began the season at Louisville...joined RHP Kevin Quackenbush and RHP Tanner Rainey as the Bats' mid-season International League All-Stars.
- Was promoted on 7/26, when OF Jesse Winker was disabled with a season-ending shoulder injury, and spent the rest of the season with the Reds.
- For the Reds made 18 starts in RF, 5 starts in CF and 4 starts in LF...at Louisville made all 83 of his starts in CF.
- From 7/27-8/24, during RF Scott Schebler's second stint on the disabled list, started 18 of the Reds' 26 games (17gs in RF, 1gs in CF)...hit safely in 13 of those 18 starts (.279, 4 2b, 1 3b, 1hr, 5rbi, 6r).
- On 7/26 vs Phi pinch hit in his Reds debut and first Major League appearance since 6/25/17 for NYY vs Tex.
- On 7/27 vs Phi made his second appearance for the Reds and first start, played RF and in the fourth inning hit a 3-run HR off Nick Pivetta that snapped the 2-2 tie...was his second career HR (6/12/15 at Bal, 2-run off Ubaldo Jiménez, his first career hit).
- Hit safely in each of his first 4 starts (6-15, .400, 1hr, 3rbi)...the 4-game hitting streak was his longest of the season and tied his career high.
- In the seventh inning of the 6-2 loss on 9/6 vs SD hit his first career pinch-hit HR (solo off Trey Wingenter).
- After the Triple-A All-Star Game break, for the Bats hit safely in 12 of his 13 apps prior to his 7/26 promotion (.362, 4 2b, 2 3b, 3rbi, .474obp, .532slg, 1.006ops).
- On 11/2 cleared waivers, refused an outright to Louisville and elected free agency.
- On 12/17 agreed to terms on a minor league contract with an invitation to 2019 Major League spring training camp.

2017: Spent most of the season with the Yankees' Class AAA affiliate in Scranton/Wilkes-Barre...made all 5 of his apps for the Yankees from 6/16-6/25...hit safely in 4 of his 5 apps...on 6/29 was designated for assignment...cleared waivers and on 7/6 was outrighted to S/W-B, where he finished the minor league season...became a free agent following the season and on 11/16 was signed by the Reds to a minor league contract with an invitation to 2018 Major League spring training camp.

2016: Missed most of the season while recovering from 8/7/15 surgery to repair the torn labrum in his right shoulder...for the Yankees made 12 apps, including 7 starts in which he hit .320 (4gs in RF, 2gs in CF, 1gs in LF)...hit safely in each of his first 5 starts (9/16-9/25)...in the playoffs for Class AAA Scranton/Wilkes-Barre hit .412 with 1 HR and 3 RBI.



2015: In his Major League debut made 8 apps with the Yankees... made all 7 of his starts in CF...was recalled on 6/11 and the next day at Bal started in his first career appearance...recorded his first big league hit in the fourth inning, a 2-run HR off Ubaldo Jiménez... on 6/19 vs Det suffered a right shoulder injury diving back into first base on a pickoff attempt...was disabled 2 days later and on 8/7 had season-ending surgery to repair the torn labrum.

PINCH-HIT HOME RUNS (1)	
Date	Pitcher
9/6/18 for Cin vs SD	Trey Wingenter

MINOR LEAGUES

2014: Entered the season rated by MLB.com the Yankees' second-best prospect...**2013:** Following the season played for Scottsdale in the prestigious Arizona Fall League (.267, 6 2b), where he participated in the Rising Stars Game...**2011:** At Class A Staten Island led the New York-Penn League with a club record 94 hits, second-most by any player on a short-season team...also set a new franchise record with 28 stolen bases.

PERSONAL: Graduated from West Orange High School in Winter Garden, FL...before signing with the Yankees was committed to play at the University of South Carolina...father is Derwin Williams, a former wide receiver for the New England Patriots...is not active on Twitter.

WILLIAMS' CAREER TRANSACTIONS

- Was selected by the Yankees in the fourth round of the June 2010 first-year player draft.
- On Tampa's disabled list, July 26-remainder of the season, 2012.
- On disabled list with right shoulder inflammation, June 21-remainder of the season, 2015; was transferred to the 60-day DL, July 11.
- On disabled list while recovering from right labrum surgery, April 3-July 17, 2016; was transferred to the 60-day DL, May 14; included rehab assignments at GCL Yankees, July 2-3 and at Tampa, July 4-17.
- On Scranton/Wilkes-Barre's disabled list, July 31-August 12, 2016.
- Was signed by the Reds to a minor league contract with an invitation to 2018 Major League spring training camp, November 16, 2017.
- Was re-signed by the Reds to a minor league contract with an invitation to 2019 Major League spring training camp, December 17, 2018.

CAREER FIELDING								
Pos.	Pct.	G	PO	A	E	TC	DP	PB
CF	1.000	25	39	0	0	39	0	-
LF	1.000	8	9	0	0	9	0	-
RF	1.000	35	41	0	0	41	0	-

Career Hitting

Yr	Club	AVG	G	AB	R	H	2B	3B	HR	RBI	SH	SF	HB	BB	SO	SB	CS	OBP	SLG	E
10	GCL Yankees - R	.222	5	18	0	4	0	0	0	0	0	0	0	1	4	1	2	.263	.222	0
11	Staten Island - A	.349	68	269	42	*94	11	6	3	31	4	3	2	20	41	28	12	.395	.468	2
12	Charleston - A	.304	69	276	55	84	19	4	8	28	7	3	4	21	33	19	9	.359	.489	1
	Tampa - A	.277	22	83	13	23	3	0	3	7	0	0	0	3	14	1	4	.302	.422	0
13	Tampa - A	.261	100	406	56	106	21	3	3	24	11	3	2	39	61	15	9	.327	.350	4
	Trenton - AA	.153	17	72	7	11	3	1	1	4	3	0	0	1	18	0	0	.164	.264	0
14	Trenton - AA	.223	128	507	67	113	18	4	5	40	7	1	1	47	68	21	8	.290	.304	3
15	Trenton - AA	.317	34	120	14	38	7	0	0	11	4	1	0	19	17	11	6	.407	.375	1
	Scranton/WB - AAA	.321	20	81	12	26	7	1	0	11	2	0	0	8	6	2	1	.382	.432	0
	New York (AL)	.286	8	21	3	6	3	0	1	3	0	0	0	1	3	0	0	.318	.571	0
16	GCL Yanks East - R	.000	1	4	0	0	0	0	0	0	0	0	0	1	0	0	0	.000	.000	0
	Tampa - R	.333	11	42	2	14	2	1	0	1	0	0	0	1	4	0	0	.349	.429	0
	Scranton/WB - AAA	.296	31	125	19	37	8	1	0	23	4	4	0	5	21	1	1	.313	.376	0
	New York (AL)	.296	12	27	4	8	1	0	0	2	1	0	0	1	12	0	0	.321	.333	0
17	New York (AL)	.250	5	16	3	4	0	0	0	1	0	0	0	1	2	2	0	.294	.250	0
	Scranton/WB - AAA	.263	106	399	44	105	10	3	2	30	3	6	1	28	66	19	5	.309	.318	0
18	Cincinnati	.293	51	123	10	36	5	1	2	6	2	0	0	7	29	1	2	.331	.398	0
	Louisville - AAA	.280	87	318	52	89	18	4	6	30	7	1	1	29	57	5	8	.341	.418	3
	Major Totals	.289	76	187	20	54	9	1	3	12	3	0	0	10	46	3	2	.325	.396	0
	AL Totals	.281	25	64	10	18	4	0	1	6	1	0	0	3	17	2	0	.313	.391	0
	Reds Totals	.293	51	123	10	36	5	1	2	6	2	0	0	7	29	1	2	.331	.398	0
	Minor Totals	.274	699	2720	383	744	127	28	31	240	52	22	11	222	411	123	65	.328	.375	14

* Led New York-Penn League



JESSE WINKER

OF
33

Age: 25 Ht.: 6-3 Wt.: 215 Bats: L Throws: L ML Service: 1.080

Born: 8/17/93 Birthplace: Buffalo, NY Resides: Orlando, FL

Acquired: Was selected in the supplemental first round (49th overall) of the June 2012 first-year player draft. Was signed by Greg Zunino.

Contract: Signed through the 2019 season and under team control through 2023.

CAREER HIGHLIGHTS

- Was the Reds' supplemental first-round pick in the June 2012 draft (49th overall as compensation for the loss of Type B free agent Ramon Hernandez).
- In 2017 was a mid-season International League All-Star.
- In 2013 and again in 2015 was the Reds' Minor League Hitter of the Year.
- In 2014 was a California League All-Star, Arizona Fall League Rising Star/Top Prospect and AFL Player of the Week for 10/8-10/14...led the Arizona Fall League in hitting...started in LF for the U.S. team in the 2014 Sirius XM All-Star Futures Game.
- In 2013 was Reds Minor League Hitter of the Year, a Midwest League All-Star, Reds Minor League Player of the Month for May and Midwest League Player of the Week for 5/13-5/20.
- In 2012 and 2013 was an MiLB.com Organizational All-Star.
- In 2012 was a Topps Rookie All-Star.
- Following the 2016 season participated in leadership training at West Point.

2018 SEASON

- Was a candidate for the National League Rookie of the Year Award before he had season-ending surgery on 7/31 to repair the torn labrum in his right shoulder.
- On 7/26 went on the 10-day disabled list and was transferred to the 60-day DL on 7/30, when the Reds acquired OF Preston Tucker, RHP Lucas Sims and RHP Matt Wisler from the Braves for OF Adam Duvall.
- When disabled ranked among the National League leaders in hitting (11th), on-base percentage (2nd, .405), hitting at home (3rd, .328) and hitting with RISP (7th, .358)...when disabled led NL rookies in walks while ranking second among rookies in hitting, hits, RBI (tied), multi-hit games (24) and on-base percentage.
- Despite missing 60 games, finished the season ranked among the National League rookie leaders in hitting (2nd), on-base percentage (2nd, .405), walks (3rd), outfield assists (T3rd, 4), multi-hit games (4th, 24), RBI (6th), slugging percentage (6th, .431), doubles (T7th), hits (8th) and runs (9th).
- Finished the season hitting .299 (.29893)...would have hit .300 with 1 fewer at bat or 1 more hit.
- Hit safely in 13 of his last 14 apps prior to the disabling (22-49, 449, 6 2b, 1hr, 10rbi, .633slg, .518obp), including a career-high 12-game hitting streak from 7/3-7/21 (21-42, .500, 6 2b, 1hr, 10rbi, .714slg, .563obp)...tied for the longest hitting streak by any rookie in the National League in 2018, was the longest hitting streak by a Reds rookie since Billy Hamilton's 12-game hitting streak from 6/10-6/24, 2014 and fell 1 game shy of Eugenio Suárez' pair of team-high 13-game hitting streaks.
- In his last 27g beginning 6/20 hit .420 (6 2b, 4hr, 24rbi, .642slg, .525obp)...beginning 6/30 reached base safely in each of his last 17 apps (.436, 1hr, 12rbi, .600slg, .516obp).
- Led the Major Leagues in hitting in July...hit .305 through April (0hr, 9rbi, .414obp), .174 in May (1hr, 3rbi), .308 in June (5hr, 20rbi, .432obp) and .442 in July (1hr, 11rbi, .615slg, .517obp, 1.132ops).
- From 4/10-5/6 reached base safely in a career-high 22 consecutive apps (.296, .386obp), the second-longest on-base streak by a Reds batter in 2018 (José Peraza, 23g).
- Included in his 22-game on-base streak were 5 consecutive pinch-hit apps from 4/16-5/4 (walk, RBI-single, double, single, single)...was the first Reds batter to reach base safely in 5 straight pinch-hit apps since Todd Frazier did it from 4/20-5/2, 2012 and the first Red to produce a hit in 4 straight pinch-hit apps since Brayan Pena from 7/8-8/9, 2014.
- From 6/6-6/8 produced a hit in 5 consecutive plate apps and reached base safely in 6 straight plate apps (walk, single, single, single, 2-run walkoff HR, single).
- His sixth-inning grand slam on 6/21 vs Chi off Randy Rosario is the only slam of his career and gave the Reds a 5-2 lead in their 6-2 win...was the sixth of the Reds' single-season team record 11 grand slams.

- In the 13-inning, 7-5 victory on 6/7 vs Col at Great American Ball Park became the first Major League player to come off the bench and finish 3-for-3 with a walkoff HR (off Chris Rusin) since NYY's Hector Lopez on 5/29/60 at Wsh...was Winker's first career walkoff hit.
- On 6/24 vs Cubs produced his third career pinch-hit HR (3-run off Pedro Strop).
- Made 42 starts in RF, 29 starts in LF and 3 starts at DH...when injured was leading the team with 35 starts batting leadoff...on 4/12 vs StL, with Joey Votto off, made his only career start batting third in the order.
- Made his first Opening Day roster...was 1 of 5 rookies on the Opening Day roster (RHP Tyler Mahle, RHP Jackson Stephens, RHP Zack Weiss, OF Phillip Ervin).
- Was the Reds' Opening Day starter in LF...batted leadoff.
- Entered the season rated by *Baseball America* the fifth-best prospect in the organization.

PINCH-HIT HOME RUNS (3)	
Date	Pitcher
6/24/18 vs Chc	Pedro Strop
9/26/17 at Mil	Anthony Swarzak
8/22/17 vs Chc	Felix Pena
GRAND SLAMS (1)	
Date	Pitcher
6/21/18 vs Chc	Randy Rosario
LEADOFF HOME RUNS (1)	
Date	Pitcher
9/13/17 at StL	Jack Flaherty
WALKOFF HOME RUNS (1)	
Date (Inning)	Pitcher
6/7/18 vs Col (13)	Chris Rusin

2017 SEASON: At Louisville was an International League mid-season All-Star...following the season his strike zone discipline was rated the best among all Reds minor leaguers...in his Major League debut made 47 apps and 28 starts during 4 stints the Reds...from 4/14-4/15 made 2 pinch-hit apps vs Mil...from 6/19-6/21 made 2 starts at DH at TB...from 7/7-7/17 made 4 pinch-hit apps and a start in RF on 7/16 vs Wsh...on 8/1 was promoted again after LHP Tony Cingrani was traded to the Dodgers and spent the rest of the season with the Reds (38g, 25gs, .305, 5 2b, 7hr, 11rbi, 1sb)...when promoted on 8/1 led the International League in hitting (.314) and OBP (.395) but didn't have enough plate apps to qualify as the season-ending leader...while with the Reds from 8/25-9/11 was disabled with a left hip flexor strain...led Reds batters with 2 pinch-hit HR, on 8/22 vs Chi (solo off Felix Pena) and on 9/26 at Mil (solo off Anthony Swarzak)...became the first Reds rookie with more than 1 pinch-hit HR in a season since Chris Heisey hit 4 pinch-hit HR in 2010...played LF (2gs, on 9/21 vs StL & 9/29 at Chi), RF (25g, 24gs) and DH (2gs)...in the batting order hit leadoff (8gs), second (7gs), fifth (3gs), sixth (2gs), seventh (7gs) and eighth (1gs)...produced 7 HR in 137 plate apps and 121 at bats...at Louisville hit 2 homers in 347 plate apps and 299 at bats...in his first 2 apps after that 8/1 promotion hit his first 2 Major League home runs...in the fourth inning on 8/1 at Pit produced his first career HR (solo off Jameson Taillon)...in the sixth, Starling Marte reached over the left field wall to catch what would have been a 2-run HR for Winker...the next night at Pit homered off Joaquin Benoit...over 10 apps from 8/18-9/16 produced 4 HR, including his first career leadoff home run (9/13 at StL off Jack Flaherty)...on 4/14 vs Mil pinch hit in his Major League debut (struck out vs Oliver Drake)...in the sixth inning of the 7-5 win vs Mil on 4/15 produced his first career hit and RBI, a 2-run double off Carlos Torres that snapped the 4-4 tie...was the first Reds batter whose first career hit went for extra bases and drove in the eventual game-winning run since RHP Brett Tomko in June 1997 vs NYM...the last Reds position player to do it was C Dann Bilardello in April 1983 vs Cubs...on 6/19 was promoted to replace injured SS Zack Cozart and that night at DH at TB made his first career start (1-5, 2-run single)...also started at DH on 6/21 at TB (1-4, 1 2b)...in the 2-1 win on 9/16 vs Pit, hit a solo HR while Sal Romano threw 8.0 shutout innings...was the first time in Reds history a rookie threw 8.0 scoreless innings to earn a win while another rookie homered in the same game...entered the season rated by *Baseball America* the sixth-best prospect in the organization and Reds minor league batter with the best plate discipline...in its preseason Top 100 list, was rated by MLB Pipeline.com the 67th-best prospect in baseball.

MINOR LEAGUES

2016: In his first season above Class AA, for Class AAA Louisville ranked second in the International League in on-base percentage and seventh in batting average...struck out just once every 7.59 plate apps, the fourth-best ratio in the International League...including a rehab stint with the AZL Reds hit .308 overall, the third-highest average by any Reds minor league batter (Hernan Iribarren .327, Tony Renda .311)...from 6/17-7/12 was on Louisville's disabled list with a sprained right wrist...participated in his second straight Major League spring training camp as a non-roster invitee...in 7 exhibition apps overall hit .333 (1 2b, 2rbi) while making starts in LF (2gs) and RF (2gs)...entered the season rated by MLB Pipeline the Reds' Position Player Prospect of the Year and by *Baseball America* the fifth-best prospect in the organization overall, the best hitter for average and the hitter with the best strike zone discipline...finished the season rated by MiLB.com the fourth-best prospect in the organization...on 11/18 was added to the Reds' 40-man roster...**2015:** Played at Pensacola in his first full season at Class AA and was named the organization's Minor League Hitter of the Year...at age 21 for most of the season, was one of the youngest position players in the Southern League...following the season was rated the organization's Position Player Prospect of the Year by MLB Pipeline and the 18th-best prospect in the Southern League by *Baseball America*...ranked among the organizational leaders in hitting (3rd, .282), HR (T2nd, 13) and RBI (3rd, 55)...tied for the league lead in intentional walks (4) and ranked among the SL leaders in OBP (5th, .390) and walks (4th, 74)...from 8/11-8/15 homered in 5 consecutive games (5hr, 9rbi), tying teammate Kyle Skipworth's streak from earlier in the season (7/10-7/16, 5hr, 8rbi) and 1 shy of Derrek

Lee's Pensacola club record...entered the season rated the third-best prospect in the organization, best hitter for average and hitter with the best strike zone discipline...was a non-roster invitee to Major League spring training camp...**2014:** Was a California League All-Star, Arizona Fall League Rising Star/Top Prospect and the AFL's first Player of the Week award winner...started in LF for the U.S. team in the 2014 Sirius XM All-Star Futures Game...in just 74 apps at Class A Bakersfield and Class AA Pensacola combined to hit .287 (20 2b, 15hr, 57rbi, 5sb)...over a full 144-game minor league season, his numbers project to 38 doubles, 29 homers and 110rbi...in April and May spent time on the disabled list with a concussion...didn't play after 7/17 because of a sprained ligament in his right wrist suffered in a car accident but came back to lead the Arizona Fall League in hitting (.338, 19g, 4 2b, 1 3b, 3hr, 18rbi, 1sb) and OPS (.999) while ranking second in on-base percentage (.440) and slugging percentage (.559)...was rated the ninth-best player in the AFL and the 12th-best player in the California League...entered the season rated the fourth-best prospect in the organization...**2013:** Was the organization's Minor League Hitter of the Year, a Midwest League All-Star, Reds Minor League Player of the Month for May and Midwest Player of the Week for 5/13-5/20...ranked among Reds farmhands in hitting (.281, 4th), HR (16, 5th) and RBI (76, 4th)...led Class A Dayton in runs (73), OPS (.841), HR (16) and walks (63)...was rated by *Baseball America* the system's best power hitting prospect and hitter with the best strike zone discipline...**2012:** In his first pro season led all Reds farmhands in hitting (.338) and OBP (.443)...ranked among the Pioneer League leaders in OBP (T1st), batting (T2nd) and OPS (.943, 3rd)...was named an Organizational All-Star by MiLB.com and a Topps Rookie All-Star.

SINGLE-SEASON CAREER HIGH STREAKS
Hitting Streak: 12g, 7/3-7/21, 2018; **Hitless Streak:** 17ab, 5/5-5/10, 2018

PERSONAL: Graduated from Olympia High School in Orlando...brother Joey was drafted by the Dodgers in 2011.

WINKER'S CAREER TRANSACTIONS

- Was selected by the Reds in the supplemental first round of the June 2012 first-year player draft (49th overall as compensation for the loss of Type B free agent Ramon Hernandez). Was signed by Greg Zunino.
- On Dayton's disabled list, August 18-remainder of the season, 2013.
- On Bakersfield's disabled list with a concussion, April 25-May 6, 2014.
- On Pensacola's disabled list with a sprained ligament in his right wrist, July 22-rest of the season, 2014.
- On Louisville's disabled list with a sprained wright wrist, June 17-July 12, 2016; included a rehabilitation assignment at AZL Reds, July 6-12.
- On disabled list with a strained left hip flexor, August 25-September 11, 2017.
- On disabled list with a torn labrum in his right shoulder, July 26-remainder of the season, 2018; was transferred to the 60-day DL, July 30.

		CAREER FIELDING							
Pos.	Pct.	G	PO	A	E	TC	DP	PB	
LF	1.000	36	50	0	0	50	0	-	
RF	.983	72	108	6	2	116	0	-	

Career Hitting

Yr	Club	AVG	G	AB	R	H	2B	3B	HR	RBI	SH	SF	HB	BB	SO	SB	CS	OBP	SLG	E
12	Billings - R	.338	62	228	42	77	16	3	5	35	2	1	4	40	50	1	3	.443	.500	4
13	Dayton - A	.281	112	417	73	117	18	5	16	76	0	2	4	63	75	6	1	.379	.463	2
14	Bakersfield - A	.317	53	205	42	65	15	0	13	49	0	3	1	40	46	5	1	.426	.580	2
	Pensacola - AA	.208	21	77	15	16	5	0	2	8	0	1	0	14	22	0	0	.326	.351	0
15	Pensacola - AA	.282	123	443	69	125	24	2	13	55	0	3	6	74	83	8	4	.390	.433	2
16	Louisville - AAA	.303	106	380	39	115	22	0	3	45	0	5	4	59	59	0	0	.397	.384	1
	#AZL Reds - R	.462	4	13	6	6	0	0	2	6	0	0	0	2	4	0	0	.533	.923	0
17	Louisville - AAA	.314	85	299	33	94	22	0	2	41	0	5	5	38	46	2	4	.395	.408	1
	Cincinnati	.298	47	121	21	36	7	0	7	15	1	0	0	15	24	1	1	.375	.529	1
18	Cincinnati	.299	89	281	38	84	16	0	7	43	1	1	2	49	46	0	0	.405	.431	1
	Major Totals	.299	136	402	59	120	23	0	14	58	2	1	2	64	70	1	1	.397	.460	2
	Minor Totals	.298	566	2062	319	615	122	10	56	315	2	20	24	330	385	22	13	.398	.449	12
	# Injury rehab																			



MATT
WISLER

RHP
41

Age: 26 Ht.: 6-3 Wt.: 215 Bats: R Throws: R ML Service: 2.042

Born: 9/12/92 Birthplace: Bryan, OH Resides: Smyrna, GA

Acquired: From the Braves, along with RHP Lucas Sims and OF Preston Tucker, in exchange for OF Adam Duvall, July 30, 2018.

Contract: Signed through the 2019 season and under team control through 2022.

CAREER HIGHLIGHTS

- Following the 2012 season, his first full year in professional baseball, was rated by *Baseball America* the Padres' second-best prospect...by 2015 was rated SD's No. 1 prospect.
- In 2013 was an MiLB.com Padres Organization All-Star and helped lead Class AA San Antonio to the Texas League championship.
- Was Southern League Pitcher of the Week twice in 2013 and International League Pitcher of the Week twice in 2015.
- Was the Braves' Minor League Pitcher of the Month for May 2015.

2018 SEASON

- On 7/30 was acquired from the Braves, along with RHP Lucas Sims and OF Preston Tucker, in exchange for LF Adam Duvall.
- The next day was optioned to Louisville and made 2 starts and 6 relief apps there.
- Was promoted from Louisville on 8/31, when RHP Austin Brice was optioned...in that night's 12-5 loss at StL, made his Reds debut by pitching scoreless sixth and seventh innings in relief of starter Homer Bailey.
- Became the 31st pitcher to appear for the Reds this season...2 days later, Lucas Sims became the 32nd pitcher to appear for the Reds, tying the 2016 franchise record for pitchers in a season.
- Didn't allow an earned run in 9 of his 11 apps for the Reds.

2017: Split the season between the Braves and Class AAA Gwinnett...made 1 start and 19 relief apps during 6 stints with the Braves...threw more than 1.0 inning in 10 of his 19 relief apps...made his only start on 6/10 vs NYM in Game 2 of a doubleheader.

2016: Made his first Opening Day roster...ranked second on the staff in starts and T2nd in wins...earned his only career save with a perfect 10th inning in the 6-5 win at Mia on 4/17...in the 3-0 win on 5/3 at NYM allowed just 1 hit in 8.0 innings...allowed only a single to Asdrubal Cabrera.

2015: Following a trade from the Padres to the Braves on 4/5, made 19 starts and 1 relief appearance in his Major League debut...among National League rookies ranked fifth in wins and eighth in innings pitched...was promoted on 6/19, and in his Major League debut that night vs the Mets earned the 2-1 victory (8ip, 6h, 1er, 0bb, 2k)...became the first Braves starting pitcher to win his debut since Kenshin Kawakami on 4/11/09 vs Wsh and only the second starter in Atlanta history (since 1966) to record in his debut at least 8.0 innings while allowing 1 run or less (John Smoltz, 8ip, 1r, 7/23/88 at NYM)...his 8.0 innings without a walk were the most in Atlanta history (since 1966) by a pitcher making his debut...won his Major League debut at the age of 22 years, 280 days.

PERSONAL: Graduated from Bryan (OH) High School...nicknamed The Fountain City, Bryan is located in the northwest corner of Ohio about 50 miles from Toledo...before he signed with the Braves had committed to The Ohio State University.

WISLER'S CAREER TRANSACTIONS

- Was selected by the Padres in the seventh round of the June 2011 first-year player draft. Was signed by Mark Conner.
- Was acquired by the Braves, along with OF Cameron Maybin, OF Carlos Quentin, OF Jordan Paroubeck and a competitive balance pick (41st overall) in the 2015 first-year player draft, in exchange for RHP Craig Kimbrel and OF Melvin Upton Jr., April 5, 2015.
- Was acquired by the Reds, along with RHP Lucas Sims and OF Preston Tucker, in exchange for LF Adam Duvall, July 30, 2018.

Career Pitching

Yr	Club	W-L	ERA	G	GS	CG	SHO	SV	IP	H	R	ER	HR	BB	SO	WP	BK
11	Padres - R	0-0	inf	1	0	0	0	0	0.0	2	4	4	0	2	0	0	0
12	Fort Wayne - A	5-4	2.53	24	23	1	1	0	114.0	95	39	32	1	28	113	5	2
13	Lake Elsinore - A	2-1	2.03	6	6	0	0	0	31.0	22	7	7	1	6	28	0	1
	San Antonio - AA	8-5	3.00	20	20	0	0	0	105.0	85	36	35	7	27	103	3	0
14	San Antonio - AA	1-0	2.10	6	6	0	0	0	30.0	26	7	7	2	6	35	2	0
	El Paso - AAA	9-5	5.01	22	22	0	0	0	116.2	131	68	65	19	36	101	6	1
15	Gwinnett - AAA	3-4	4.29	12	12	0	0	0	65.0	68	34	31	5	13	49	1	1
	Atlanta	8-8	4.71	20	19	0	0	0	109.0	119	59	57	16	40	72	2	3
16	Gwinnett - AAA	2-1	3.71	4	4	1	0	0	26.2	27	13	11	3	5	22	1	0
	Atlanta	7-13	5.00	27	26	0	0	1	156.2	159	90	87	26	49	115	5	1
17	Gwinnett - AAA	7-5	3.56	18	14	1	1	0	93.2	101	44	37	7	20	64	10	1
	Atlanta	0-1	8.35	20	1	0	0	0	32.1	43	31	30	5	13	22	0	0
18	Gwinnett - AAA	4-4	4.37	13	13	2	1	0	70.0	79	35	34	6	14	65	10	1
	Atlanta	1-1	5.40	7	3	0	0	0	26.2	30	16	16	6	5	21	1	0
	Louisville - AAA	1-1	1.83	8	2	0	0	0	19.2	19	5	4	0	3	21	1	0
	Cincinnati	0-0	2.03	11	0	0	0	0	13.1	11	4	3	2	2	11	0	0
Major Totals		16-23	5.14	85	49	0	0	1	338.0	362	200	193	55	109	241	8	4
Reds Totals		0-0	2.03	11	0	0	0	0	13.1	11	4	3	2	2	11	0	0
Minor Totals		42-30	3.58	134	122	5	3	0	671.2	655	292	267	51	160	601	39	7

Career Hitting

Yr	Club	AVG	G	AB	R	H	2B	3B	HR	RBI	SH	SF	HB	BB	SO	SB	CS	OBP	SLG	E
15	Atlanta	.138	21	29	0	4	0	0	0	1	5	0	0	2	6	0	0	.194	.138	0
16	Atlanta	.152	29	46	2	7	0	0	0	2	5	1	0	1	21	0	0	.167	.152	0
17	Atlanta	.000	20	2	0	0	0	0	0	0	1	0	0	0	0	0	0	.000	.000	0
18	Atlanta	.000	7	8	0	0	0	0	0	0	1	0	0	0	4	0	0	.000	.000	0
	Cincinnati	---	11	0	0	0	0	0	0	0	0	0	0	0	0	0	0	.000	.000	0
Career Totals		.129	88	85	2	11	0	0	0	3	12	1	0	3	31	0	0	.157	.129	0

SINGLE-SEASON CAREER HIGH STREAKS

Scoreless Streak By Game: 5g, 9/9-9/22, 2018; Scoreless Streak By Inning: 11.0, 5/3-5/10, 2016; Winning Streak: 4g, 7/1-7/26, 2015; Losing Streak: 7g, 8/1-9/17, 2015



ALEX WOOD

@AWood45

LHP

40

Age: 28 **Ht.:** 6-4 **Wt.:** 215 **Bats:** R **Throws:** L **ML Service:** 5.123

Born: 1/12/91 **Birthplace:** Charlotte, NC **Resides:** Miami, FL

Acquired: From the Dodgers, along with C/IF Kyle Farmer, OF Matt Kemp, OF Yasiel Puig and cash, in exchange for RHP Homer Bailey, IF Jeter Downs and RHP Josiah Gray, December 21, 2018.

Contract: Following the 2018 season was eligible for arbitration. Under team control through 2019.

CAREER HIGHLIGHTS

- Over the 2017 and 2018 seasons, his .714 winning percentage (25-10) ranks sixth (4th in NL) among the 72 Major League pitchers with at least 50 starts...in the same span among that group, his 3.20 ERA ranks 12th (6th in NL) and his 1.12 WHIP is 14th overall.
- In 2017 was a National League All-Star, the NL Pitcher of the Month for May and the NL Pitcher of the Week for 5/8-5/14.
- Also in 2017 finished ninth in the Baseball Writers' Association of America's National League Cy Young Award voting after posting a career-high 16 wins and career-low 2.72 ERA.
- Has made 16 career Postseason apps, including 2 starts, covering 3 Division Series, 3 League Championship Series and the 2017 & 2018 World Series (1-2, 4, 10, 26.1ip, 22h, 16r, 12er, 8bb, 28k, 9hr).
- Was the winning pitcher in the longest game in World Series history...pitched a scoreless 18th inning of the 3-2 Dodgers victory in 2018 Game 3 vs the Red Sox.
- In Game 4 of the 2017 World Series vs the Astros at Minute Maid Park threw 5.2 innings before he allowed a hit, the longest no-hit bid by a Dodgers pitcher in World Series history...received no decision in that 6-2 Dodgers win (5.2ip, 1h, 1er, 2bb, 3k, 1hr).
- In his career is 47-38, 3.33 in 129 starts and 5-2, 2.70 in 43 relief apps.

COMPLETE GAMES (1)

Date	Opp	IP	H	ER	BB	SO	Result
4/17/14	at Phi	8.0	8	1	1	7	L, 0-1

10-STRIKEOUT GAMES (7)

Date	Strikeouts
5/21/16 for LAD at SD	13
8/31/14 for LAD vs Mia	12
8/10/14 for LAD vs Wsh	12
5/8/17 for LAD vs Pit	11
4/22/14 for LAD vs Mia	11
7/5/17 for LAD at Ari	10
5/13/7 for LAD at Col	10

2018 SEASON

- Led the Dodgers with 27 starts (8-7, 3.65), all in his first 27 apps of the season.
- Beginning 9/17 made his last 6 apps of the season in relief (1-0, 4.91).
- Went 1-1, 5.40 in 9 Postseason apps (6.2ip, 8h, 4er, 4bb, 9k, 3hr)...pitched in the Division Series vs the Braves (2g), in the League Championship Series vs the Brewers (4g) and in 3 of the Dodgers' 5 World Series games vs the Red Sox.
- Was the winning pitcher in the longest game by innings and by time in World Series history (18 innings & 7 hours, 20 minutes)...in Game 3 vs the Red Sox at Dodger Stadium, as LAD's ninth pitcher of the game threw a scoreless 18th inning to earn that 3-2 win...Max Muncy won it for the Dodgers in the bottom of the 18th on a solo walkoff HR off Nathan Eovaldi, who as the Red Sox' ninth pitcher allowed 3 hits and 2 runs in 6.0 innings in relief.

2017: Was a National League All-Star and finished ninth in the Baseball Writers' Association of America's National League Cy Young Award after recording a career-high 16 wins and career-low 2.72 ERA...began the season 11-0, 1.56 through his first 16 apps, including 14 starts...earned his spot on the All-Star team after finishing the first half of the season 10-0, 1.67 in 13 starts and 2 relief apps...became the 19th Major League pitcher since 1913 to begin a season 11-0 or better (Wsh's Stephen Strasburg went 13-0 to begin the 2016 campaign)...his 11-game winning streak was the second-longest in the majors in 2018, trailing only teammate Clayton Kershaw's 12-game winning streak...from 4/10-7/15 made 14 consecutive starts without a loss (10-0, 1.66), the longest streak by a Dodgers pitcher since Rick Rhoden went 19 straight starts without a loss in 1976...in 6 starts on the road from 4/26-8/3 went 5-0, 0.71 and allowed 0 or 1 earned run in each...was the longest such road streak in Dodgers history since 1913...only 3 other pitchers in the previous 20 years had allowed 0 or 1 earned run in 6 straight road starts, including Johan Santana (7gs, 2004), Ubaldo Jimenez (7gs, 2010) and Luis Severino (6gs, 2017) ...was named National League Pitcher of the Month for May (5gs, 5-0, 1.27, 28.1ip, 22h, 7bb, 41k).

2016: Missed 98 games because an impingement in his left elbow that led to arthroscopic surgery on 7/20.

2015: In 32 starts for the Braves and Dodgers went 12-12, 3.84...on 7/30 was acquired by the Dodgers in a 14-player trade that also involved the Marlins...produced one of the best starts of his career in a 2-0 win on 9/16 vs Col, when he threw just 78 pitches in 8.0 shutout innings (1h, 0bb, 5k).

2014: Went 8-10, 2.59 in his 24 starts and 3-1, 4.70 in 11 relief apps...averaged 3.15 runs in support, the third-lowest mark in the National League...began the season with a 3.00 ERA in his first 7 starts but posted a 2-5 record despite allowing 2 runs or fewer in 6 of those apps...from 5/9-6/8 made all 11 of his relief apps...on 6/25 at Hou returned to the rotation, after Gavin Floyd suffered a fractured elbow, and threw 7.0 scoreless innings in the 4-0 win (3h, 1bb, 4k)...finished the season in the Braves' rotation and went 6-5, 2.43 over his last 17 apps.

2013: Was an MiLB.com Braves Organization All-Star and the Southern League Pitcher of the Week for 4/23-4/29...in his Major League debut went 3-3, 3.13 in 11 starts and 20 relief apps for the Braves...was promoted on 5/30 and later in that day's 11-3 win vs the Blue Jays made his Major League debut with a scoreless inning in relief (1h)...made his first career start in his seventh appearance, a 4-3 loss on 6/18 vs NYM (3ip, 2h, 1er, 3bb, 5k)...earned his first career victory on 7/30 vs Col, started the 11-3 victory (7ip, 6h, 3er, 1bb, 7k, 1hr)...prior to his promotion, over 7 minor league starts from 4/12-5/14 threw 32.0 consecutive scoreless innings, a Mississippi Braves record...entered the season rated by *Baseball America* the player closest to the Major Leagues from the Braves' 2012 draft class and the seventh-best prospect in the organization overall.

PERSONAL: Attended the University of Georgia, where in 2012 he was named second team All-SEC after going 7-3, 2.73 in 15 starts and 1 relief appearance...his 2.73 ERA was the best by a Bulldogs starter since Dave Fleming in 1989...was named to the 2012 UGA Athletic Director's Academic Honor Roll...at Georgia was a teammate and roommate of C/IF Kyle Farmer...follow on Twitter @AWood45.

WOOD'S CAREER TRANSACTIONS

- Was selected by the Braves in the second round (85th overall) of the June 2012 first-year player draft. Was signed by Brian Bridges.
- Was acquired by the Dodgers, along with IF José Peraza, LHP Luis Avilan, RHP Jim Johnson, RHP Bronson Arroyo and cash, as part of 3-team deal in which Los Angeles sent 3B Héctor Olivera, LHP Paco Rodríguez and RHP Zack Bird to the Braves plus RHP Jeff Brigham, RHP Victor Araujo and RHP Kevin Guzman to the Marlins, while the Marlins sent RHP Mat Latos, 1B Mike Morse and cash to the Dodgers plus a 2016 supplemental first-round pick to the Braves, July 30, 2015.
- On Dodgers' disabled list with an impingement in his left elbow, May 31-September 19, 2016; was transferred to the 60-day DL, June 29.
- On Dodgers' disabled list with sternoclavicular joint inflammation, May 27-June 9 and August 22-September 2, 2017.
- On Dodgers' disabled list with left adductor tendinitis, August 4-13, 2018.
- Was acquired by the Reds, along with C/IF Kyle Farmer, OF Matt Kemp, OF Yasiel Puig and cash, in exchange for RHP Homer Bailey, IF Jeter Downs and RHP Josiah Gray, December 21, 2018.

Career Pitching

Yr	Club	W-L	ERA	G	GS	CG	SHO	SV	IP	H	R	ER	HR	BB	SO	WP	BK
12	Rome Braves - A	4-3	2.22	13	13	0	0	0	52.2	39	18	13	1	14	52	1	0
13	Mississippi - AA	4-2	1.26	10	10	0	0	0	57.0	41	10	8	1	15	57	1	0
	Atlanta	3-3	3.13	31	11	0	0	0	77.2	76	29	27	3	27	77	4	2
	Gwinnett - AAA	1-0	1.8	1	1	0	0	0	5.0	3	1	1	0	2	5	3	0
14	Atlanta	11-11	2.78	35	24	1	0	0	171.2	151	58	53	16	45	170	5	0
	Gwinnett - AAA	0-0	1.04	2	2	0	0	0	8.2	7	1	1	0	4	8	1	0
15	Atlanta	7-6	3.54	20	20	0	0	0	119.1	132	50	47	8	36	90	5	0
	Los Angeles (NL)	5-6	4.35	12	12	0	0	0	70.1	66	36	34	7	23	49	1	1
16	Los Angeles (NL)	1-4	3.73	14	10	0	0	0	60.1	56	30	25	5	20	66	4	0
17	Los Angeles (NL)	*16-3	2.72	27	25	0	0	0	152.1	123	50	46	15	38	151	2	0
18	Los Angeles (NL)	9-7	3.68	33	27	0	0	0	151.2	143	70	62	14	40	135	2	1
Major Totals		52-40	3.29	172	129	1	0	0	803.1	747	323	294	68	229	738	23	4
Minor Totals		9-5	1.68	26	26	0	0	0	123.1	90	30	23	2	35	122	6	0

* In 2017 led the National League in winning percentage (.842, 16-3)

All-Star Game

Yr	Club, Site	W-L	ERA	G	GS	CG	SHO	SV	IP	H	R	ER	HR	BB	SO	WP	BK
17	National, Miami	0-0	9.00	1	0	0	0	0	1.0	2	1	1	0	0	0	0	0

Division Series

Yr	Club	W-L	ERA	G	GS	CG	SHO	SV	IP	H	R	ER	HR	BB	SO	WP	BK
13	Atl vs LAD	0-0	0.00	2	0	0	0	0	3.1	3	4	0	1	0	3	1	0
15	LAD vs NYM	0-0	18.00	1	0	0	0	0	2.0	4	4	4	1	2	2	0	0
18	LAD vs Atl	0-1	9.00	2	0	0	0	0	1.0	3	1	1	1	0	1	0	0
Division Series Totals		0-1	7.11	5	0	0	0	0	6.1	10	9	5	3	2	6	1	0

Championship Series

Yr	Club	W-L	ERA	G	GS	CG	SHO	SV	IP	H	R	ER	HR	BB	SO	WP	BK
16	LAD vs Chi	0-0	0.00	1	0	0	0	0	2.0	2	0	0	0	0	1	0	0
17	LAD vs Chi	0-1	5.79	1	1	0	0	0	4.2	4	3	3	3	0	7	0	0
18	LAD vs Mil	0-0	2.70	4	0	0	0	0	3.1	2	1	1	1	3	6	0	0
LCS Totals		0-1	3.60	6	1	0	0	0	10.0	8	4	4	4	3	14	0	0

World Series

Yr	Club	W-L	ERA	G	GS	CG	SHO	SV	IP	H	R	ER	HR	BB	SO	WP	BK
17	LAD vs Hou	0-0	1.17	2	1	0	0	0	7.2	1	1	1	1	2	6	0	0
18	LAD vs Bos	1-0	7.71	3	0	0	0	0	2.1	3	2	2	1	1	2	0	0
World Series Totals		1-0	2.70	5	1	0	0	0	10.0	4	3	3	2	3	8	0	0

Career Hitting

Yr	Club	AVG	G	AB	R	H	2B	3B	HR	RBI	SH	SF	HB	BB	SO	SB	CS	OBP	SLG	E
13	Atlanta	.000	31	21	1	0	0	0	0	0	1	0	0	0	15	0	0	.000	.000	0
14	Atlanta	.073	35	41	1	3	0	0	0	2	5	0	0	2	28	0	0	.116	.073	2
15	Atlanta	.152	20	33	1	5	1	0	0	4	5	0	0	3	21	0	0	.222	.182	2
	Los Angeles (NL)	.182	12	22	1	4	1	0	0	0	3	0	0	1	13	0	0	.217	.227	0
16	Los Angeles (NL)	.250	15	16	2	4	0	0	0	2	2	0	0	1	9	0	0	.294	.250	0
17	Los Angeles (NL)	.058	27	52	1	3	0	0	0	4	4	0	0	2	29	0	0	.093	.058	4
18	Los Angeles (NL)	.045	33	44	1	2	0	0	0	0	6	0	0	0	25	1	0	.045	.045	3
Career Totals		.092	173	229	8	21	2	0	0	12	26	0	0	9	140	1	0	.126	.100	11

Only career stolen base on 5/20/18 at Wsh



KYLE

WREN

@KwrenGT

OF

87

Age: 27 Ht.: 5-10 Wt.: 180 Bats: L Throws: L ML Service: 0.000

Born: 4/23/91 Birthplace: West Palm Beach, FL Resides: Atlanta, GA

Acquired: Was signed to a minor league contract with an invitation to 2019 Major League spring training camp, December 5, 2018.

Contract: Signed through the 2019 season and under team control through 2024.

Non-Roster

CAREER HIGHLIGHTS

- From 2013-2016 was an MiLB.com Organization All-Star for Braves (2013-2014) and Brewers (2015-2016).
- In each of 3 consecutive seasons from 2014-2016 was a minor league mid-season All-Star (Carolina League in 2014, Southern League in 2015-2016).
- In 2014 was the Carolina League All-Star Game's Top Star.
- Is the son of veteran baseball executive Frank Wren.

2018 SEASON

- Spent the season at Class AAA playing for the Brewers' and Red Sox' affiliates in Colorado Springs and Pawtucket, respectively.
- In 84 apps combined to hit .263 with 13 doubles, 2 triples, 3 HR, 43 RBI and 10 stolen bases.
- On 6/26 was released by the Brewers...on 7/3 was signed by the Red Sox to a minor league contract.
- On 12/5 was signed by the Reds to a minor league contract with an invitation to 2019 Major League spring training camp.

SEASON HIGHLIGHTS

2017: At Class AAA Colorado Springs tied for the Pacific Coast League lead in stolen bases...following the season played 7 games for Licey in the Dominican Winter League...**2016:** Led all Brewers minor league players in batting average (.322) while ranking second in stolen bases (29)...**2015:** Ranked second in the Brewers' organization in stolen bases (36)...**2014:** Ranked second in the Brewers' organization in stolen bases (46)...following the season made 14 apps for Peoria in the prestigious Arizona Fall League...**2013:** In his first professional season ranked second among Braves minor leaguers in hitting (.335) and third in stolen bases (35).

PERSONAL: At Landmark Christian School in Fairburn, Georgia was a 4-year letter winner and 4-time All-Region selection in baseball...also played football...attended Georgia Tech, where he majored in management... follow on Twitter @KwrentGT.

WREN'S CAREER TRANSACTIONS

- Was selected by the Reds in the 30th round of the June 2012 first-year player draft. Did not sign.
- Was selected by the Braves in the eighth round of the June 2013 first-year player draft. Was signed by Brian Bridges.
- Was acquired by the Brewers in exchange for RHP Zach Quintana, November 14, 2014.
- On Colorado Springs' disabled list, April 11-22 and May 25-31, 2018.
- Was released by the Brewers, June 26, 2018.
- Was signed by the Red Sox to a minor league contract, July 3, 2018.
- Was signed by the Reds to a minor league contract with an invitation to 2019 Major League spring training camp, December 5, 2018.

Career Hitting

Yr	Club	AVG	G	AB	R	H	2B	3B	HR	RBI	SH	SF	HB	BB	SO	SB	CS	OBP	SLG	E
13	Danville - R	.409	5	22	6	9	3	1	0	4	1	0	0	2	3	3	0	.458	.636	0
	Rome - A	.328	47	195	36	64	11	4	2	20	3	0	1	16	21	32	6	.382	.456	1
	Lynchburg - A	.000	1	1	0	0	0	0	0	0	0	0	0	1	0	0	1	.500	.000	0
14	Lynchburg - A	.296	76	291	46	86	10	4	0	27	7	6	2	30	39	33	9	.359	.357	5
	Mississippi - AA	.283	56	205	28	58	11	4	0	16	5	0	1	16	40	13	5	.338	.376	1
15	Biloxi - AA	.300	60	227	26	68	6	0	0	13	4	1	2	24	29	20	9	.370	.326	2
	Col. Springs - AAA	.251	76	291	33	73	11	3	1	26	2	1	1	19	45	16	4	.298	.320	3
16	Biloxi - AA	.283	50	127	21	36	4	2	1	10	2	1	0	21	20	9	8	.383	.370	2
	Col. Springs - AAA	.339	77	271	54	92	10	6	1	29	5	2	0	42	52	20	4	.425	.432	2
17	Col. Springs - AAA	.286	128	476	80	136	20	10	5	62	5	0	5	54	77	*26	5	.364	.401	3
18	Col. Springs - AAA	.294	47	136	23	40	7	1	2	28	1	5	0	16	33	6	3	.357	.404	2
	Pawtucket - AAA	.230	37	126	7	29	6	1	1	15	0	2	0	15	34	4	2	.308	.317	1
Minor Totals		.292	660	2368	360	691	99	36	13	250	35	18	12	256	393	182	56	.361	.380	22

* Tied for Pacific Coast League lead

TWITTER HANDLES

Aquino @Aristide_Aquino	Kemp @TheRealMattKemp
Barnhart @Tucker_Barnhart	Krol @IanKrolTKB
Bass @AnthonyBass52	López @_llopezzz
Blandino @ablandino10	Lorenzen @Lorenzen55
Boshers @buddy4023	Mahle @tylermahle
Bowman @bowmandemchief	O'Grady @BrianOGrady21
Casali @curtcasali	Okey @Chris_Okey_
Colón @C24.Colon	Patterson @JPatterson1521
Cotham @ceetwo35	Pérez @Cris_Perez18
DeSclafani @ADeSclafani	Powers @adpowers31
Despaigne @despa40	Puig @YasielPuig
Duke @zach_duke	Reed @Cody_Reed23
Ecker @Donald_ecker	Romano @salromano14
Ervin @Mr_MagicErvin	Santillan @tony_santi19
Farmer @kFarm17	Schebler @scheb08
Finnegan @bfinny29	Senzel @LilSenzii
Friedl @TJFriedl_1	Sims @LSims_
Garrett @Amir_Garrett	Stephens @jacko71422
Gennett @Sgennett2	R. Stephenson @robsteev44
Gray @SonnyGray2	T. Stephenson @Tyler_Step22
Herget @hergee20	Trahan @Baby_Trahan
Hernandez @DHern_30	Trammell @TayTram24
Hughes @locatejared	Wood @AWood45
Joe @cojo_17	Wren @KwrenGT

MAJOR LEAGUE SERVICE TIME

Pitchers		Catchers	
Bass 4.050	Barnhart 4.075	Casali 2.151	Farmer 0.129
Boshers 1.137	Graterol 1.051	Okey 0.000	T. Stephenson 0.000
Bowman 2.102			
Castillo 1.101			
DeSclafani 4.062			
Despaigne 3.017			
Duke 12.054			
Finnegan 2.150			
Garrett 1.099			
Gray 5.061			
Gutierrez 0.000			
Herget 0.000			
Hernandez 9.084			
Hughes 6.162			
Iglesias 3.154			
Jorge 0.002			
Krol 3.162			
López 0.000			
Lorenzen 3.159			
Mahle 1.018			
Mella 0.065			
Peralta 2.010			
Powers 0.000			
Reed 1.067			
Reyes 0.027			
Roark 5.055			
Romano 1.081			
Santillan 0.000			
Sims 0.110			
Stephens 1.000			
R. Stephenson 1.049			
Wisler 2.042			
Wood 5.123			

Infielders

Blandino 1.000	Colón 2.095	Gennett 5.071	Joe 0.000	Peraza 2.141	Rodriguez 0.000	Senzel 0.000	Suárez 4.061	Trahan 0.030	Votto 11.027
----------------------	-------------------	---------------------	-----------------	--------------------	-----------------------	--------------------	--------------------	--------------------	--------------------

Outfielders

Aquino 0.009	Ervin 0.162	Friedl 0.000	Kemp 12.049	O'Grady 0.000	Patterson 0.032	Puig 5.102	Schebler 2.132	Siri 0.000	Trammell 0.000	Williams 1.147	Winker 1.080	Wren 0.000
--------------------	-------------------	--------------------	-------------------	---------------------	-----------------------	------------------	----------------------	------------------	----------------------	----------------------	--------------------	------------------

BIRTHDAYS

January	
2	Felix Jorge
4	Raisel Iglesias
4	Michael Lorenzen
6	Jeff Pickler
7	Tucker Barnhart
12	Alex Wood
15	Delino DeShields
February	
12	Jordan Patterson
14	Juan Graterol
21	Jesús Reyes
24	Robert Stephenson
26	Alex Powers
March	
9	Donnie Ecker
April	
4	Odrisamer Despaigne
7	Freddie Benavides
11	Turner Ward
14	Brandon Finnegan
15	Cody Reed
15	Tony Santillan
18	Anthony DeSclafani
19	Zach Duke
22	Aristides Aquino
23	Kyle Wren
30	José Peraza
May	
1	Scooter Gennett
3	Amir Garrett
9	Buddy Boshers
9	Ian Krol
10	Lucas Sims
11	Jackson Stephens
13	David Hernandez
14	Christian Colón
17	Brian O'Grady
31	Matt Bowman
June	
17	Alfredo Rodriguez
29	Nick Senzel
July	
4	Jared Hughes
15	Phillip Ervin
16	Derek Johnson
18	Eugenio Suárez
22	Jose Siri
24	Cristian Pérez
27	Wandy Peralta
27	Rolando Valles
August	
2	Keury Mella
14	TJ Friedl
16	Connor Joe
16	Tyler Stephenson
17	Kyle Farmer
17	Jesse Winker
21	Mason Williams
September	
1	José López
5	Blake Trahan
9	Jimmy Herget
10	Joey Votto
12	Matt Wisler
13	Taylor Trammell
14	David Bell
18	Vladimir Gutierrez
23	Matt Kemp
29	Tyler Mahle
October	
5	Tanner Roark
6	Scott Schebler
12	Sal Romano
30	Lee Tunnell
November	
1	Anthony Bass
6	Alex Blandino
6	Caleb Cotham
7	Sonny Gray
9	Curt Casali
11	J.R. House
December	
7	Yasiel Puig
12	Luis Castillo
29	Chris Okey

2019 NOTES



2019 NOTES





SCOUTING AND PLAYER DEVELOPMENT

1B Ibandel Isabel received the 2018 Sheldon “Chief” Bender Award as the Reds' Minor League Player of the Year. In April of last season, he was acquired from the Dodgers and with 35 HR for Class A Daytona broke the single-season Florida State League record that stood for 68 years. Ibandel hit 36 HR overall - 38 in 117 games including the playoffs- which tied for the most in the minor leagues during the regular season. He led the FSL in HR, slugging (.566) and total bases (213) and was recognized by Baseball America as the Best Power Hitter in the organization and the Best Power Prospect in the FSL.

2019 SCOUTING DEPARTMENT
PROFESSIONAL SCOUTING

Rob Coughlin.....Director, Professional Scouting
 Cam Bonifay.....Special Assistant to GM, Player Personnel
 Terry Reynolds.....Special Assistant to GM, Player Personnel
 "J" Harrison.....Special Assistant to the GM
 Marty Maier.....Special Assistant to the GM
 John Morris.....Special Assistant to the GM
 Jeff Schugel.....Special Assistant to the GM
 Gary Glover.....Professional Scout
 Joe Jocketty.....Professional Scout
 Bruce Manno.....Professional Scout
 Mick Mattaliano.....Professional Scout
 Jeff Morris.....Professional Scout
 Steve Roadcap.....Professional Scout
 Rob Fidler.....Manager, Pacific Rim Scouting
 Jamey Storvick.....Scout, Pacific Rim

AMATEUR SCOUTING

Brad Meador.....Director, Amateur Scouting
 Paul Pierson.....Assistant Director, Amateur Scouting
 Joe Katuska.....Assistant Director, National Cross Checker

CROSS CHECKERS

Bill Byckowski.....East Coast / Canada Cross Checker
 Rex De La Nuez.....West Coast Cross Checker
 Jerry Flowers.....National Cross Checker
 Will Harford.....Midwest Cross Checker
 Mark McKnight.....National Cross Checker
 Greg Zurino.....Southeast Cross Checker

SCOUTING SUPERVISORS

Charlie Aliano.....North Carolina, South Carolina
 Tony Arias.....South Florida
 Rich Bordi.....Northern California, Reno
 Jeff Brookens.....DE, MD, VA, PA, WV, Washington DC
 Sean Buckley.....Florida
 John Cepirini.....Maine, NH, VT, RI, CT, MA, NYC/Long Island
 Nick Christiani.....South Texas, Louisiana
 Dan Cholowsky.....AZ, NM, UT, CO, WY, Las Vegas, El Paso
 Rick Jacques.....Washington, Oregon, Idaho, Montana
 Ben Jones.....Ohio, Michigan, Indiana, Kentucky
 Mike Keenan.....Kansas, Nebraska, Missouri, Oklahoma
 Mike Misuraca.....Southern California, Hawaii
 Jim Moran.....Southern California
 Hector Otero.....Puerto Rico
 John Poloni.....Georgia, Northwest Florida
 Jonathan Reynolds.....Tennessee, Mississippi, Alabama
 Paul Scott.....North Texas, Arkansas
 Lee Seras.....New York State/Staten Island, New Jersey
 Andy Stack.....IL, WI, IA, MN, ND, SD

INTERNATIONAL SCOUTING

Trey Hendricks.....Director, International Scouting
 Greg McMillin.....Assistant Director, International Scouting
 Richard Jimenez.....Director, Latin America Scouting
 Bob Engle.....Cross Checker, Global Scouting
 Miguel Machado.....Cross Checker, International Scouting
 Enmanuel Cartagena.....Coordinator, Dominican Republic
 Richard Castro.....Coordinator, South America
 Hector Otero.....Coord., Global Scouting, MX, Caribbean, PR
 Tony Rombley.....Consultant, Aruba
 David Clarkson, Wayne Durbidge.....Consultants, Australia
 Matt Everingham, James Henty.....Consultants, Australia
 Jason Hewitt, Gareth Jones.....Consultant, Australia
 Brian Armbrister, Patrick Knowles.....Consultants, Bahamas
 Geronimo Blanco, Jose Valdelamar.....Scouts, Colombia
 Fermin Coronel.....Consultant, Curacao
 Edward Bens.....Scout, Dominican Republic
 Edgar Melo.....Scout, Dominican Republic
 Victor Nova.....Scout, Dominican Republic
 Carlos Pellerano.....Scout, Dominican Republic
 Felix Romero.....Scout, Dominican Republic
 Samuel Pimentel.....Scout, Dominican Republic
 Alper Bozkurt, Chris Howard.....Consultants, Germany
 Alex Ahumada.....Scout, Mexico
 Evert-Jan't Hoen.....Consultant, Netherlands
 Gustavo Martinez.....Scout, Nicaragua
 Sal Varriale.....Consultant, Italy
 Anibal Reluz.....Scout, Panama
 Nick Dempsey.....Consultant, South Africa
 Jean Paul Conde.....Scout, Venezuela
 Aguido Gonzalez.....Scout, Venezuela
 Victor Oramas.....Scout, Venezuela
 Ricardo Quintero.....Scout, Venezuela

SCOUTS

Larry Barton.....Crestwood, KY
 Jamie Bodaly.....Langley, British Columbia, Canada
 Kevin Buckley.....Queens, NY
 Ed Daub.....Binghamton, NY
 Rob Gorrell.....Chandler, AZ
 Jim Grief.....Paducah, KY
 Bill Killian.....Stanwood, MI
 Denny Nagel.....Cincinnati, OH
 Lou Snipp.....Humble, TX
 Mike Steed.....Beamsville, Ontario, Canada
 Marlon Styles.....Cincinnati, OH
 Mike Wallace.....Escondido, CA

VIDEO

Tyler Gibbons.....Video Coordinator
 Brandon Marr.....Video Coordinator


Barton Scout of the Year Award

Scouting Supervisor Ben Jones Named 2018 Winner

Scouting supervisor **Ben Jones** is the 2018 recipient of the **Barton Scout of the Year Award**, presented annually to a Reds amateur scout who exemplifies the spirit of 3 generations of scouting excellence in the Barton family (Larry Sr., Larry Jr., Jeff). **Jones** has been scouting for the Reds since October 2011 and signed 5 players who reached the Major Leagues, including Reds **OF Phillip Ervin**, **RHP Tanner Rainey**, **RHP Jackson Stephens** and **IF Blake Trahan** along with **RHP Craig Stammen**, who debuted with the Nationals. West Coast Cross Checker **Rex De La Nuez** received the inaugural 2017 award.

East Coast/Canada Cross Checker **Bill Byckowski** was named 2018 Scout of the Year by the Canadian Baseball Network.

Professional Scouting



Rob Coughlin



Cam Bonifay



Terry Reynolds



"J" Harrison



Marty Maier



John Morris



Jeff Schugel



Gary Glover



Joe Jockey



Bruce Manno



Mick Mattaliano



Jeff Morris



Steve Roadcap



Rob Fidler



Jamey Storvick

Amateur Scouting



Brad Meador



Joe Katuska



Paul Pierson

Cross Checkers



Bill Byckowski



Rex De La Nuez



Jerry Flowers



Will Harford



Mark McKnight



Greg Zunino

Scouting Supervisors



Charlie Aliano



Tony Arias



Rich Bordi



Jeff Brookens



Sean Buckley



John Ceprini



Nick Christiani



Dan Cholowsky



Rick Jacques



Ben Jones



Mike Keenan



Mike Misuraca



Jim Moran



Hector Otero



John Poloni



Jonathan Reynolds



Paul Scott



Lee Seras



Andy Stack

International Scouting



Trey Hendricks



Greg McMillin



Richard Jimenez



Bob Engle



Michael Machado



E. Cartagena



Richard Castro



Hector Otero

Video



Tyler Gibbons



Brandon Marr

2019 PLAYER DEVELOPMENT DEPARTMENT

PLAYER DEVELOPMENT

Shawn Pender Vice President, Player Development
 Eric Lee Senior Director, Player Development
 Eric Davis Special Assistant, Player Performance
 Bill Doran Special Assistant, Player Development
 Barry Larkin Special Assistant, Player Performance
 Mario Soto Special Assistant, Player Performance
 Mark Heil Coordinator, Player Development
 Melissa Hill Coordinator, Baseball Administration
 Gary Hall Coordinator, Minor League Video
 Charlie Rodriguez Assistant, Player Development

DOMINICAN REPUBLIC ACADEMY

Juan Peralta Academy Director, Latin America
 Carlos Fernandez Academy Coordinator, Latin America
 Raul Aquino Clubhouse Manager, Latin America
 Antonio Perez Driver, Latin America

ARIZONA OPERATIONS

Mike Saverino Manager, Arizona Operations
 Branden Croteau Assistant, Arizona Operations

ATHLETIC TRAINING

Patrick Serbus Director, Athletic Training
 Erika Sperl Administrator, Athletic Training

STRENGTH & CONDITIONING

Morgan Gregory Coordinator, Strength & Conditioning
 Alex Soria Assistant S&C Coordinator, Latin America
 Nate Tamargo Assistant S&C Coordinator, Rehab
 Ashley Meuser Coordinator, Minor League Nutrition

REHABILITATION

Brad Epstein Director, Physical Therapy / Rehab
 Marcus Ahrens Physical Therapist
 Josh Bickel Physical Therapist

WELLNESS

Becky Schnakenberg Coordinator, Minor League Wellness
 Rafael Castillo Coach, Latin America

EQUIPMENT

Jonathan Snyder Manager, Minor League Equipment
 John Bryk Assistant, Minor League Clubhouse

COORDINATORS / INSTRUCTORS

Chris Tremie Field Coordinator
 Joel Noboa Field Coordinator, Latin America
 Tony Fossas Coordinator, Pitching
 Derrin Ebert Assistant to the Coordinator, Pitching
 Milt Thompson Coordinator, Hitting
 Billy Hatcher Coordinator, Outfield / Baserunning
 Corky Miller Coordinator, Catching
 Jose Nieves Coordinator, Extended Spring Training
 James Baldwin Coach, Rehabilitation
 Frank Pfister Coach, Mental Skills
 Cody Atkinson Coach, Hitting Assessment / Run Production



Gary Hall



Charlie Rodriguez



Juan Peralta



Carlos Fernandez



Raul Aquino



Antonio Perez



Mike Saverino



Branden Croteau



Patrick Serbus



Erika Sperl



Morgan Gregory



Alex Soria



Nate Tamargo



Ashley Meuser



Brad Epstein



Marcus Ahrens



Josh Bickel



Becky Schnakenberg



Rafael Castillo



Jon Snyder



John Bryk

**DOMINICAN REPUBLIC ACADEMY****JUAN PERALTA - Latin America Academy Director**

Juan Peralta is in his 16th season with the organization and serves as the Latin America Academy Director. As the long-time director of the Reds' academy in the Dominican Republic, under his supervision the organization produced Major Leaguers Johnny Cueto and Juan Francisco. Juan is responsible for the day-to-day administration of the Dominican Academy complex, but he also has served roles as a scouting supervisor and in player development in Latin America. He is on the board of directors of the Jose Bautista Foundation, which helps young Dominican baseball players earn sport scholarships to American universities. A graduate of Troy State University USA, where he received a baseball scholarship, Juan lives in Santo Domingo, DR with wife Veronica and children Sebastian and Miranda.

CARLOS FERNANDEZ - Latin America Academy Coordinator

Carlos Fernandez is in his fifth season with the Reds. Since he joined the organization, Fernandez has been involved in day-to-day baseball operations, administration and assistance to scouting and player development. He also coordinates the education program for players at the academy that includes English, math and life skills. Fernandez began his career in the baseball operations department for Major League Baseball. The Santo Domingo native received a bachelor's degree in business administration and finance from Pontificia Universidad Catolica Madre y Maestra in Santo Domingo, where he also played baseball. He earned a master's degree in project management from Universidad Isabel I in Burgos, Spain. Carlos lives in Santo Domingo, DR.

ATHLETIC TRAINING**PATRICK SERBUS - Director of Athletic Training, M.Ed., ATC, CSCS**

Patrick Serbus is in his 19th season in professional baseball, 10th with the Reds and third as Director of Athletic Training. He spent the previous 4 seasons as the player development athletic training coordinator, and from 2010-2012 he was the organization's medical administrator. He previously worked as a certified athletic trainer for the Arizona Diamondbacks, San Francisco Giants and Detroit Tigers, with experience at every level of minor league baseball. Serbus earned a master's degree in exercise physiology from Texas State University (2000) and a bachelor's degree in athletic training from Illinois State University (1998); he is a Certified Athletic Trainer (1998) and Certified Strength and Conditioning Specialist (2000). Patrick makes his home in Peoria, AZ throughout the year.

ERIKA SPERL - Athletic Training Administrator, CCMA, PES, CES

Erika Sperrl is in her first year in the Reds organization. She previously worked with several global sports brands, the Minnesota Twins (2015), the men and women's basketball teams at the University of South Florida (2015) and at the University of Minnesota (2011-2012) with the men and women's swimming & diving teams and the men's gymnastics squad. She spent 5 years working between emergency medicine, orthopedics and pediatrics. The Minneapolis native received her bachelor of science degree from the University of Minnesota in kinesiology with a minor in clinical movement science and went on to graduate school in the masters of athletic training program at the University of South Florida. Erika is a former distance runner, triathlete and gymnast. She lives in Glendale, AZ.

STRENGTH & CONDITIONING**MORGAN GREGORY - Strength & Conditioning Coordinator, M.S., RSCC, PES**

Morgan Gregory is in his seventh season in the organization, his second as strength and conditioning coordinator. He spent the 2016 and 2017 seasons as the assistant strength and conditioning coordinator working mainly with rehab players and with the Latin American Academy. Morgan spent his first 3 seasons with the Reds as strength and conditioning coach at Class A Dayton (2013-2014) and at Class A Daytona (2015). In 2014, Morgan earned his master's degree in performance enhancement and injury prevention from the California University of Pennsylvania and in 2011 graduated from Carson-Newman College with a bachelor's degree in exercise science. He resides in Goodyear, AZ.

ALEX SORIA - Latin America Assistant Strength & Conditioning Coordinator, M.S., CSCS

Alex Soria is in his second season in the organization, his fifth in professional baseball. He began his career in 2015 with the Atlanta Braves, working for their Gulf Coast League team for 2 seasons before splitting the 2017 campaign between the GCL club and Class A Rome. In 2010 Alex received his bachelor's degree from Cal State-Fullerton in kinesiology with an emphasis in fitness and health promotion, then 2 years later earned his master's degree in kinesiology from CSF with an emphasis in strength and conditioning. Before he began his baseball career, Alex worked as a volunteer assistant strength and conditioning coach at Cal State-Fullerton, a cross country & track strength and conditioning coach at Troy High School, a physical therapist aide and a personal trainer. He grew up in Chino Hills, CA and currently resides in Buckeye, AZ.

NATE TAMARGO - Rehabilitation Assistant Strength & Conditioning Coordinator, M.S., RSCC

Nate Tamargo is in his 11th season in professional baseball, his sixth with the organization and his second as assistant strength and conditioning coordinator for rehabilitation. He spent the 2016 and 2017 seasons as strength and conditioning coach at Class AA Pensacola. His previous stops with the Reds include Rookie Billings (2014) and Class A Dayton (2015) after working in the Dodgers and Rockies organizations. He received his bachelor's degree in exercise science from Georgia Southwestern University in 2006 and his master's in sports medicine from Armstrong Atlantic University in 2013. He is a Registered Strength and Conditioning Coach (RSCC) through the National Strength and Conditioning Association (NSCA). Nate resides in Goodyear, AZ.

ASHLEY MEUSER - Minor League Nutrition Coordinator, MS, RDN, CSSD, LD, CLT

Ashley Meuser is in her first year as the organization's coordinator of minor league nutrition. She spent the 3 previous seasons (2016-2018) consulting with the Reds as the minor league sports dietitian. She also serves as the dietitian for the Flying Pig Marathon events. Prior to joining the Reds, she worked as a consultant for Cincinnati-area high school football programs, as the wellness director and sports dietitian for IronRoad/NRG Fitness. Ashley earned her bachelor's degree in human nutrition from The Ohio State University in 2008 and her master's degree in nutritional sciences from the University of Cincinnati in 2010. She completed her dietetic internship from Indiana University-Purdue University, Indianapolis in 2012, where part of her internship was spent in Orlando working with University of Central Florida athletics. She lives in Cincinnati.

REHABILITATION**BRAD EPSTEIN - Director of Physical Therapy / Rehab, PT, DPT, ATC**

Brad Epstein is in his 10th season in the organization, his third as Director Physical Therapy / Rehab. He spent the 2010-2016 seasons as physical therapist/rehabilitation coordinator. Before joining the Reds, in 2009 Brad worked as a physical therapist at New York SportsMed and at Physical Therapy in New York City. He also completed internships with the New York Jets, Cleveland Indians and Toronto Blue Jays. A 2001 graduate of Watkins Mill High School in Gaithersburg, Maryland, in 2005 Epstein received a bachelor's degree in athletic training and pre-physical therapy from Baldwin-Wallace University and in 2009 he earned a doctorate of physical therapy from Columbia University. Brad and his wife, Randi, live in Litchfield Park, AZ with their 6-year-old son, Parker Reid.

MARCUS AHRENS - Physical Therapist, PT, DPT, CMPT, CSCS

Marcus Ahrens is in his third season with the organization. Prior to joining the Reds, he worked as a physical therapist and clinical director at PHLEX NYC in New York City. Ahrens in 2017 achieved his certification in manual physical therapy. He earned his doctorate in physical therapy in 2013 from Columbia University, including an internship with the Reds in 2013. He completed a bachelor's degree in integrative physiology, with a minor in psychology, in 2009 from the University of Iowa. Marcus was born and raised in Iowa City, IA and lives in Phoenix, AZ with his wife, Erin, and their daughter, Finley who was born in 2018.

JOSH BICKEL - Physical Therapist, PT, DPT, OCS, SCS

Josh Bickel is in his third season in the organization after working in the Phoenix area as a physical therapist. In 2014, he completed the Proaxis Therapy Sports Residency in Greenville, SC and became licensed as a Sports Certified Specialist (SCS). Following residency, Josh completed the ATI Physical Therapy Upper Extremity Athlete Fellowship program and spent the 2016 season with the Kansas City Royals at their spring training facility in Surprise. During his first season with the Reds he became licensed as an Orthopedic Certified Specialist (OCS). A graduate of La Cueva High School in Albuquerque, NM, in 2008 he received his bachelor's degree in biology from Concordia University-Irvine and in 2013 his doctorate in physical therapy from Midwestern University. Josh and his wife, Cathleen, live in Glendale, AZ.

WELLNESS**BECKY SCHNAKENBERG - Minor League Wellness Coordinator**

Becky Schnakenberg is in her first season as the organization's minor league wellness coordinator, her 22nd year in professional baseball. Through her company, she previously provided counseling and education services to multiple teams, including the Reds. She earned a bachelor's degree in Spanish and a master's in counseling and is a licensed professional counselor. She is the author of multiple language-learning baseball books, one of which is featured in a permanent exhibit in the Baseball Hall of Fame and Museum in Cooperstown. Becky has 2 daughters in college and in her free time enjoys working with military service members and traveling.

RAFAEL CASTILLO - Latin America Wellness Coach

Rafael Castillo is in his first season in the organization. He will work with the Reds' Dominican Republic academy players on the mental aspect of their games. Castillo holds a degree in sociology and specializes in education and sports psychology. He has 40 years' experience working with professional tennis players and has worked in professional baseball for the last 13 years.

PLAYER DEVELOPMENT COORDINATORS & ROVING INSTRUCTORS

CHRIS TREMIE - Field Coordinator

Chris Tremie is in his first season in the organization. He spent the previous 12 seasons as a member of the Cleveland Indians' player development staff, managing at every level in their system. Chris' minor league managerial career began in 2006 for the GCL Indians, where he also served as the organization's catching coordinator. From there, he moved on to Lake County (2007) and then to Kinston (2008-2009). Tremie continued managing in 2010 at AZL Indians and in 2011 and 2012 at Akron, where he led the Aeros to the 2012 Eastern League title. He spent the last 6 years managing Class AAA Columbus, including the Clippers' 2015 Governor's Cup championship team. Chris played professionally for 14 seasons in 6 organizations (Chicago-AL, Philadelphia, Texas, Pittsburgh, Florida, Houston). He made his Major League debut with the White Sox in 1995 and played professionally through 2005 before retiring and starting his coaching and managing career. His son, Cade, was drafted by the Indians in the 35th round in 2015 but did not sign. Chris and his wife Percilla reside in the Houston area and have four children: Cade, Reagan, Page and Kaden.


JOEL NOBOA - Latin America Field Field Coordinator

Joel Noboa is in his 14th season in the organization. He began his coaching career with the Reds as Dominican Republic field coordinator and also managed for 2 seasons in the Dominican Summer League. During the 2018 off-season, he served as bench coach for Tigres Del Lincey in the Dominican Winter League. In 2011, he was named Latin America field coordinator / Latin liaison, overseeing the Dominican Republic and Venezuelan player development operations. Joel also travels to the Reds' minor league affiliates and works with the Latin players in the hitting and mental aspects of the game. He has also served as the hitting coach for Tigres Del Lincey in the Dominican Winter League. Noboa spent 4 seasons in the Diamondbacks' organization after signing in 1997. He also played in the Red Sox and Expos' systems. He lives in Santo Domingo with wife Sorange, daughters Nashla, 11, and Ashley, 7, and son Joel Isaac, 3.


TONY FOSSAS - Pitching Coordinator

Tony Fossas begins his 11th season in the organization and his fourth as minor league pitching coordinator. He spent the 2015 season as pitching coach at Class A Daytona and the 5 years before that as the pitching coach at Class A Dayton. He served in that capacity for the Dragons from 2009-2011 before spending the 2012 campaign as the pitching coach at Rookie Billings. Prior to joining the Reds organization, Fossas spent 5 seasons as the pitching coach at Florida Atlantic University. The former southpaw hurler enjoyed a 21-year professional career, including 10 seasons at the big league level with the Rangers, Brewers, Red Sox, Cardinals, Mariners, Cubs and Yankees. In his Major League debut on May 15, 1988, he coaxed George Brett into a bases-loaded inning-ending double play with his first big league pitch. Known as "The Mechanic," Fossas appeared in the 1996 NLCS as a member of the St. Louis Cardinals. Tony, 61, resides in Plantation, FL.


DERRIN EBERT - Assistant to the Pitching Coordinator / Greeneville Pitching Coach

Derrin Ebert is in his eighth season in the organization, his first as assistant to pitching coordinator Tony Fossas. He also will serve as pitching coach at Rookie Greeneville. Last year, Derrin was on the Reds' Major League coaching staff and in the off-season served as pitching coach for the Scottsdale Scorpions in the prestigious Arizona Fall League. He spent the 2012-2013 seasons as pitching coach for the Rookie AZL Reds, the 2014-2015 campaigns as pitching coach for Rookie Billings and the 2016-2017 seasons as pitching coach for Class A Dayton. Selected by Atlanta in the 18th round of the 1994 free-agent draft, Ebert made all 5 of his Major League appearances for the Braves in 1999 at the age of 22. He also pitched in the Royals, Diamondbacks, Cubs, Brewers and Red Sox minor league systems. Derrin retired as a professional player following the 2005 season. He received his associate of arts degree from Estrella Mountain College in 2008 and a bachelor's in secondary education (history) from Arizona State University in December 2009. Derrin lives in Litchfield Park, AZ with wife Lacey and children Kinzy, Cassie, Brody and Cody.


MILT THOMPSON - Hitting Coordinator

Milt Thompson returns for his third season in the Reds organization after spending the previous 4 years working in the Kansas City system. From 2013-2016, he served as the Royals' outfield, bunting and baserunning coordinator while also holding down the hitting coach duties in 2014 at Class A Wilmington. Thompson was the Astros' minor league outfield and baserunning instructor from 2011-2012. From 2005-2010, Milt was on the Major League staff in Philadelphia and while there won a World Series with the Phillies in 2008. Thompson served as a coach for the Phillies' Class AA affiliate in Reading from 1998-1999 and as the organization's minor league outfield/baserunning coordinator from 2001-2003. Thompson played 18 professional seasons, including parts of 13 years in the big leagues (1984-1996). He was Atlanta's second-round pick in the June 1979 draft. Milt hit .313 for the Phillies in the 1993 World Series and set a franchise record with 5 RBI in Game 4.



BILLY HATCHER - Outfield / Baserunning Coordinator

Billy Hatcher is in his 14th season in the organization, his first as a member of the Reds' player development staff. He spent the previous 13 years as a coach for the Major League team, including the last 3 seasons as third base coach (2016-2018) and the 10 prior to that as first base coach (2006-2015). Hatcher also served as the Reds' outfield and baserunning coach. He was hired during Spring Training 2006, after John Moses retired. Prior to joining the Reds, Billy spent the previous 10 seasons in the Tampa Bay organization, first as a roving minor league instructor (1996), then as a minor league coach for 1997 Florida State League champion St. Petersburg under manager Bill Evers and the next 8 seasons as a member of the Major League coaching staff (1998-2005). He spent 5 seasons as the Devil Rays' first base coach (1998-99, 2003-05), 2 years as bench coach (2001-02) and 1 season as third base coach (2000). The former outfielder played 12 seasons in the Major Leagues for the Cubs, Astros, Pirates, Reds, Red Sox, Phillies and Rangers. During the 1990 Postseason, Hatcher hit .519 overall (14-for-27), including .750 (9-for-12) in the 4-game World Series sweep over the heavily-favored Oakland Athletics. He established World Series records that year for highest batting average for a 4-game series (.750), most consecutive hits in a series (7) and most doubles in a 4-game series (4). Billy hit one of baseball's most dramatic post-season home runs in the 14th inning of Game 6 of the Astros' 1986 National League Championship Series vs the Mets. His homer off Jesse Orosco tied the game, but the Mets eventually won in 16 innings to clinch the pennant. Hatcher, 58, lives in Cincinnati.



CORKY MILLER - Catching Coordinator

After a 17-year professional playing career, Corky Miller is in his fifth season as a roving catching instructor in the Reds' minor league system. During the 2015-2018 seasons, in addition to his roving duties, he worked as Class A Dayton's catching coach. Miller played in parts of 11 Major League seasons with the Reds, Twins, Red Sox, Braves and White Sox. He also played in 10 seasons for Class AAA Louisville, a franchise record. Miller is Louisville's all-time leader with 548 games played and 99 doubles. Following the 2000 season he was voted the "player you want most in your clubhouse" and the "player who will make the best future manager" in a USA Today Baseball Weekly poll of his Southern League peers. In a 2003 poll of International League managers, Miller was named the league's best defensive catcher. In 2013, at age 37, Corky became the oldest Reds player to start a game at catcher since 37-year-old Bob Scheffing in 1951. On August 31, 2014 at Louisville Slugger Field, the Bats retired #8, the first uniform number retired by the Louisville franchise.



JAMES BALDWIN - Rehabilitation Coach

James Baldwin is in his fourth season in the organization, all as rehabilitation coach at the Goodyear facility. He pitched in the Major Leagues for 11 seasons from 1995-2005 for the White Sox, Dodgers, Mariners, Twins, Mets, Orioles and Rangers. Baldwin was an American League All-Star in 2000 and finished that season with a 14-7 record. He also made his lone Postseason appearance in 2000, when for Chicago he started Game 3 of the AL Division Series and pitched 6.0 strong innings in the 2-1 loss at Seattle (3h, 1r, 3bb, 2k). Baldwin, 47, lives in Goodyear, Arizona.



FRANK PFISTER - Mental Skills Coach

Frank Pfister was hired in November 2015 for the newly-created position of mental skills coach. An infielder and catcher, he played 5 seasons in the Reds' minor league system from 2008-2012, followed by 2 more years in the independent Frontier League. After his team won the Frontier League championship in 2013, Pfister retired as a player and accepted a position with the Reds as an intern in baseball operations, where he worked in the front office and at Rookie Billings in 2014. He then worked part-time as a consultant assisting Reds minor league players with the development of mental skills. Before being drafted by the Reds in 2008, Pfister earned his bachelor's degree in philosophy with a minor in music at Emory University. He earned Emory's Award for outstanding athletic performance in a team-based sport in 2008, was named MVP of the 2007 South Regional tournament, was a 3-time All-Conference third baseman and conference MVP in 2008 and still holds Emory's all-time record for most hits in a season. Pfister lives in Los Angeles.



CODY ATKINSON - Hitting Assessment / Run Production Coach

Cody Atkinson is in his first season in the organization. Before joining the Reds' player development staff in January 2019, he was the head coach at Centralia College following 12 years in coaching that included stops as an assistant coach at Everett Community College, West Virginia University and the University of Texas-Rio Grande. He played baseball at Everett Community College, Centenary College of Louisiana and Corban University and graduated with a bachelor of science degree in kinesiology and sports administration from Lewis-Clark State College and with a master of education degree from North Central University. In his role, Atkinson will report to minor league hitting coordinator Miit Thompson. He primarily will be responsible for providing biomechanical assessments of the Reds' minor league hitters using objective measures to identify weaknesses in each hitters' swing. Cody will also work closely with the organization's medical, strength and conditioning, analytics and sports science departments in developing systematic ways to identify areas of improvement in hitters.

2019 AFFILIATES

LOUISVILLE BATS - AAA

401 East Main St., Louisville, KY 40202
(502) 212-2287 * www.batsbaseball.com

Class / League / Season AAA / International / 20th
Stadium Louisville Slugger Field
President / CEO Gary Ulmer
Manager Jody Davis
Pitching Coach Jeff Fassero
Hitting Coach Leon Durham
Bench Coach Dick Schofield
Athletic Trainer Steve Gober
Strength & Conditioning Coach Matt Hall

CHATTANOOGA LOOKOUTS - AA

201 Power Alley, Chattanooga, TN 37402
(423) 267-2208 * www.lookouts.com

Class / League / Season AA / Southern / 1st & 22nd
Stadium AT&T Field
President Rich Mozingo
Manager Pat Kelly
Pitching Coach Danny Darwin
Hitting Coach Daryle Ward
Bench Coach Darren Bragg
Athletic Trainer Tyler Moos
Strength & Conditioning Coach Joseph Miranda

DAYTONA TORTUGAS - A

105 E. Orange Ave., Daytona Beach, FL 32114
(386) 257-3172 * www.DaytonaTortugas.com

Class / League / Season A / Florida State / 5th
Stadium Jackie Robinson Ballpark
President Ryan Keur
Manager Ricky Gutierrez
Pitching Coach Tom Brown
Hitting Coach Alex Pelaez
Bench Coach Lenny Harris
Athletic Trainer Ryan Ross
Strength & Conditioning Coach Trey Strickland

DAYTON DRAGONS - A

P.O. Box 2107, Dayton, OH 45401
(937) 228-2287 * www.daytondragons.com

Class / League / Season A / Midwest / 20th
Stadium Fifth Third Field
President & General Manager Robert Murphy
Manager Luis Bolivar
Pitching Coach Seth Etherton
Hitting Coach Mike Devereaux
Bench Coach Kevin Mahar
Athletic Trainer Andrew Cleves
Strength & Conditioning Coach Justin Bucko

BILLINGS MUSTANGS - ROOKIE

P.O. Box 1553, Billings, MT 59103
(406) 252-1241 * www.billingsmustangs.com

Class / League / Season Rookie / Pioneer / 46th
Stadium Dehler Park
General Manager Gary Roller
Manager Ray Martinez
Pitching Coach Chris Booker
Hitting Coach Darryl Brinkley
Bench Coach Brian LaHair
Athletic Trainer Brandon Blascak
Strength & Conditioning Coach Blaine Taylor

GREENEVILLE REDS - ROOKIE

P.O. Box 5192, Greenville, TN 37743
(423) 638-0411 * www.greenvilleredss.com

Class / League / Season Rookie / Appalachian / 2nd
Stadium Pioneer Park
General Manager Kristen Atwell
Manager Gookie Dawkins
Pitching Coach Derrin Ebert
Hitting Coach Luis Terrero
Bench Coach Reggie Williams
Athletic Trainer Josh Hobson
Strength & Conditioning Coach Alex Puskarich

ARIZONA LEAGUE REDS - ROOKIE

3125 S. Wood Blvd., Goodyear, AZ 85338
(623) 932-6590

Class / League / Season Rookie / Arizona / 10th
Stadium Goodyear Ballpark
Manager Jose Nieves
Pitching Coach Elmer Dessens
Hitting Coach Todd Takayoshi
Bench Coach Donald Lutz
Athletic Trainer Clete Sigwart
Athletic Trainer Wade Hebrink
Strength & Conditioning Coach Cole Durham

DOMINICAN SUMMER LEAGUE REDS - ROOKIE

Baseball City, Boca Chica, Dominican Republic

Class / League Rookie / Dominican Summer
Stadium Reds Baseball Academy
Latin America Academy Director Juan Peralta
Manager Luis Saturria
Pitching Coaches Luis Andujar, Luis Montaña
Coaches Jose Castro, Cristobal Rodriguez
Edward Bens, Jefry Sierra
Trainers ... Aric Quinney, Jaime de los Santos, Lauren Powers
S & C Coaches Eduardo Garcia, Rafael Hernandez
Video Luis Garrido

Louisville (AAA)



JODY DAVIS - Manager

Jody Davis is in his fourth season in the organization, his first as the manager at Class AAA Louisville. Last year, Jody managed the Reds' Class AA affiliate in Pensacola. He returns to Louisville in 2019, where he served as the Bats' hitting coach in 2016 and 2017. Prior to his tenure with the Reds, Davis spent 2 years as a hitting coach in the Padres' system at Class AAA El Paso (2014-2015) and Class A Lake Elsinore (2014). He previously spent time in the Cubs' organization as manager at Class A Boise (2010), Class A Daytona (2007-2008) and Class A Peoria (2006) and as minor league catching coordinator (2009). Davis enjoyed a 10-year Major League career with the Cubs (1981-1988), where he was an All-Star in 1984 and 1986, and the Atlanta Braves (1988-1990). In 1986, he won a Rawlings Gold Glove Award and threw out a modern record 89 attempted base stealers. He recorded a .245 career average with 127 home runs and 490 RBI. Davis, 62, resides in Gainesville, GA.



JEFF FASSERO - Pitching Coach

Jeff Fassero is in his sixth season in the organization, his third full season as the pitching coach at Louisville. In 2016, he served as roving pitching instructor. Jeff spent his first 2 seasons in the organization as pitching coach at Class AA Pensacola. Prior to joining the Reds, he spent the previous 4 years coaching in the Cubs' system. In 2012 and 2013, Fassero was the pitching coach at Class AA Tennessee and in 2011 held the same post for Class A Peoria. Jeff began his coaching career in 2010 as the pitching coach at Class A Boise. In 2017, he was named to the International League coaching staff for the Triple-A All-Star Game in Tacoma. In his 16-year Major League career, he went 121-124 with a 4.11 ERA with Montreal (1991-96), Seattle (1997-99), Texas (1999), Boston (2000), Cubs (2001-02), St. Louis (2002-03), Colorado (2004), Arizona (2004) and San Francisco (2005-06). Fassero attended Lincoln Land Community College in Springfield, Illinois and the University of Mississippi. Jeff and wife Cathy live in Scottsdale, AZ with their 3 children.



LEON DURHAM - Hitting Coach

Leon Durham is in his second season as Louisville's hitting coach. In 2018, Durham returned to the Reds organization after spending the previous 17 seasons working for the Detroit Tigers. Following a 16-year run as Class AAA Toledo's hitting coach, Durham worked at the Major League level in 2017 as the Tigers' assistant hitting coach. In 2010, he coached Team USA during the Pan American qualifying tournament. From 1996-2000, he coached in the Angels' system at Class A Lake Elsinore (1996), Class AAA Vancouver (1997-98) and Class AAA Edmonton (1999-00). Durham enjoyed a 10-year Major League playing career with the Cardinals (1980, 1989), Cubs (1981-88) and Reds (1989), finishing his career with a .277 batting average and 147 home runs. He's a 2-time National League All-Star (1982, 1983) and earned *The Sporting News'* Silver Slugger honors following the '82 season. Durham belted a pair of home runs during the 1984 NLCS for the Cubs vs San Diego. A Cincinnati native and a 1976 graduate of Woodward High School, Leon continues to reside in the Queen City during the offseason.



DICK SCHOFIELD - Bench Coach

Dick Schofield is in his seventh season in the organization, his second as the bench coach at Class AAA Louisville. Last year, he began the season as the Bats' bench coach but took over as Louisville's manager after Pat Kelly was promoted to the Major League staff on April 19. Schofield served as Class AA Pensacola's bench coach in 2017 and hitting coach in 2013. In 2016 for the Class A Dayton Dragons, Dick served as manager, a position he also held at Rookie Billings from 2014-2015. Before joining the Reds, Schofield worked in the Angels' minor league system as a roving infield coordinator (2012) and hitting coach for Class A Inland Empire (2011). The former shortstop played 14 Major League seasons with the Angels, Mets, Blue Jays and Dodgers and led the American League in fielding percentage 4 times. Schofield played on the Angels' 1986 Western Division championship club, hitting an even .300 in that year's ALCS against the Red Sox, and was a member of Toronto's 1993 World Series championship team. In Game 3 of that '86 ALCS, he belted a home run off Dennis "Oil Can" Boyd. A native of Springfield, Illinois, Schofield was selected by the Angels in the first round (third overall) of the 1981 draft. He resides in St. Louis and has 4 children.



MATT HALL - Strength & Conditioning Coach, CSCS, RSCC

Matt Hall is in his eighth year with the organization and in his second as the strength and conditioning coach at Class AAA Louisville. From 2014-2017, he served as assistant strength and conditioning coach on the Major League staff. Prior to joining the Reds, he was the strength and conditioning coach at Class AA Pensacola in 2012 and at Class A Bakersfield in 2013. Matt received his bachelor's degree in exercise science from the University of Cincinnati and his master's degree in kinesiology from the University of Texas at Tyler. Matt resides in Cincinnati.


STEVE GOBER - Athletic Trainer, ATC, CSCS

Steve Gober is in his fourth season in the organization, his fourth with the Bats. For 3 seasons from 2013-2015 he was an assistant athletic trainer on the Washington Nationals' Major League staff after serving the previous 7 seasons (2006-2012) as that organization's minor league medical and rehabilitation coordinator. Gober also has been involved in the development and implementation of rehab programs for Major League players. His tenure with Washington included stints with the Brevard County Manatees (2002-2004) and Potomac Nationals (2005). Steve entered professional baseball in 1999 as strength and conditioning intern for the Class A Capital City Bombers in the Mets organization, then served as New York's minor league strength and conditioning coordinator from 2000-2001. He served as a CSCS and athletic training consultant for the SK Wyverns of Korean Baseball after the 2000 season and as athletic trainer for Peoria of the Arizona Fall League in 2004. During the 2000-2004 off-seasons, he worked in physical therapy clinics and served as an athletic trainer for several high schools in the Washington, D.C. and northern Virginia areas. Steve was on an educational board as an industry advisory council member for American Public University and spoke at several youth and collegiate sports organizations. He presented at the 2013 injury prevention workshop in Washington, D.C. and at PBATS' 2017 spring training seminar. Gober played golf and baseball at Shenandoah University while earning a degree in kinesiology/sports medicine in 1998. He enjoys archery hunting, gardening and is a collector of fine wines. Steve resides in Pennsylvania with his wife, Michelle, and 3 daughters.

Chattanooga (AA)

PAT KELLY - Manager

Pat Kelly returns as a manager at the minor league level after spending most of the 2018 season as Jim Riggleman's bench coach in Cincinnati. Kelly began the 2018 season as the skipper at Class AAA Louisville but was promoted to the Major League staff on April 19, when Riggleman was named the Reds' interim manager. He returns to Chattanooga in 2019, where he served as Lookouts manager from 1993-1994. Prior to last year, Pat spent the previous 3 years managing Class AA Pensacola. He also managed in the Reds' system at Class A Bakersfield in 2014 and from 2011-2013 at Rookie Billings, where he was 2012 Pioneer League Manager of the Year. In 2010 Kelly was the manager at Class A Lynchburg, and prior to that he spent the majority of 3 seasons as manager of the Rookie GCL Reds as well as director of Florida on-field operations and as a roving catching instructor. He began those duties in 2007 but left the post on July 3 of that season when Reds interim manager Pete Mackanin hired him as a bench coach. Kelly returned to his operations position full-time in 2008. In both 2010 and 2016, Pat was named Puerto Rican Winter League Manager of the Year. Kelly has spent 30 seasons managing in the minor leagues for 16 teams, including Richmond (2003-05), Syracuse (1999-2000), Ottawa (1997-98), Harrisburg (1995-96), Chattanooga (1993-94), Indianapolis (1991-92), Rockford (1991), Las Vegas (1990), Wichita (1988-89), Reno (1987) and Charleston (1986). He also served as pitching coach with Glens Falls (1985), the GCL White Sox ('84) and Niagara Falls ('83). Kelly was a catcher in the Angels, Blue Jays, Braves and White Sox systems and reached the majors in 1980 with Toronto. Pat, 63, resides in Sarasota, FL.


DANNY DARWIN - Pitching Coach

Danny Darwin returns for his fourth season as the Reds' Class AA pitching coach. Last year, Darwin began the season at Class AA Pensacola but was promoted to the Reds Major League staff on April 19 to serve as interim manager Jim Riggleman's pitching coach. He previously served as pitching coach for the Jacksonville Suns (2006-07) and Chattanooga Lookouts (2010) and coached for the Great Lakes Loons (2008-2009). Danny pitched for 21 years in the Major Leagues for 8 teams and went 171-182 with a 3.84 ERA. As the Astros' Most Valuable Player in 1990 he led the National League in ERA, and he also was named 1980 Rangers Pitcher of the Year and 1993 Red Sox Pitcher of the Year. Darwin is a member of the Texas Baseball Hall of Fame. He resides in Pilot Point, TX.


DARYLE WARD - Hitting Coach

Daryle Ward is in his fourth season as a professional coach, his first at the Class AA level. He spent the previous 2 years as Class A Dayton's hitting coach. In 2016, he served as the hitting coach for the Rookie level AZL Reds. The son of Major League All-Star Gary Ward, Daryle is a career .263 batter over 11 big league seasons with the Astros, Dodgers, Pirates, Nationals, Braves and Cubs. He belted a career high 20 home runs for Houston in 2000. Daryle, 43, was born in Los Angeles and currently resides in Riverside, CA.


DARREN BRAGG - Bench Coach

Darren Bragg is in his 13th season in the organization, his first as bench coach at the Class AA level. Darren spent parts of the previous 10 years as the Reds' minor league outfield coordinator. He held that position until April 19 of last year, when Pat Kelly was promoted to Cincinnati, Dick Schofield was promoted to Louisville manager and Bragg took over Schofield's role as the Bats' bench coach. In 2007 and 2008, Darren served as the hitting coach at Class A Dayton. A Connecticut native, Bragg enjoyed a 14-year professional playing career that included parts of 11 seasons in the Major Leagues with Seattle (1994-96), Boston (1996-98), St. Louis (1999), Colorado (2000), New York Mets (2001), New York Yankees (2001), Atlanta (2002-2003), San Diego (2004) and Cincinnati (2004). He attended Georgia Tech and in 2002 was inducted into that university's Hall of Fame. In 1989 he set an NCAA record with 73 walks and in both 1990 and 1991 earned All-ACC honors. He also played for Team USA in the 1990 Goodwill Games.



TYLER MOOS - Athletic Trainer, ATC

Tyler Moos is in his fourth season in the organization, all with the Reds' Class AA affiliate. In 2017 he was named by PBATS the Minor League Athletic Trainer of the Year for the Southern League. Tyler joined the Reds following 3 seasons in the Mariners organization as athletic trainer at Class A High Desert (2013-2014) and Class AAA Tacoma (2015). Prior to joining the Seattle organization, he completed summer internships with the Rays and Diamondbacks and a year-long internship with Villanova University as an athletic trainer for the baseball and football teams. He graduated in 2009 with a bachelor's degree from Hastings College and in 2011 with a master's degree from the University of Nebraska at Omaha. Tyler and his wife, Katie, reside in Fort Montgomery, NY.



JOSEPH MIRANDA - Strength & Conditioning Coach, M.S., CSCS, RSCC, FMS

Joseph Miranda is in his second season in the organization, both at the Class AA level. He began his professional baseball career in 2014 with Colorado for 2 seasons and served as a physical performance coach for the Rockies. Joseph spent the 2016 season as strength and conditioning coach for the Boston Red Sox and then in 2017 worked as a sports performance coach at Velocity Sports Club in Los Angeles. He played football at Maryville College and in 2011 graduated with a degree in physical education. Miranda then earned his master's degree in exercise science from George Washington University, where he worked as a graduate intern strength coach for 2 years. Joseph is certified by the National Strength & Conditioning Association as a Certified Strength & Conditioning Specialist (CSCS) and Registered Strength & Conditioning Coach (RSCC). He is also Functional Movement Screen (FMS) Level 1 certified. Joseph lives in Maryville, TN.

Daytona (A)



RICKY GUTIERREZ - Manager

Ricky Gutierrez is in his second season as the manager of Class A Daytona. In 2017, his first in the Reds' organization, Ricky served as the Tortugas' bench coach. The former Orioles first-round draft pick was a career .266 hitter during 12 big league seasons with the Padres, Astros, Cubs, Indians, Mets and Red Sox. He was a member of the 2004 World Series champion Red Sox club. His first Major League hit came off the Pirates' Randy Tomlin on 4/14/93 in San Diego. Ricky connected off the Dodgers' Ramon Martinez for his first Major League home run on 6/10/93, also at Jack Murphy Stadium. In a 6/26/1998 plate appearance against Cleveland's Bartolo Colon, Gutierrez, then with the Astros, struck out on the 20th pitch of the at-bat.



TOM BROWN - Pitching Coach


Tom Brown enters his 13th season in the organization, his fourth as pitching coach at Class A Daytona. He spent the 2014 and 2015 seasons as pitching coach for the players rehabbing in Goodyear, the 2007-2009 seasons as pitching coach for the Reds' advanced Class A team and the 2010-2013 seasons as Class AA pitching coach. Prior to joining the organization, he served as a pitching coach in Class AAA for Albuquerque (2006), Fresno (2005), Portland (2003-2004), Las Vegas (1999) and Oklahoma (1995-98). Brown began his professional coaching career in the Baltimore Orioles organization as pitching coach for Class AA Hagerstown (1988-90) and for the GCL Orioles (1981). He was a pitching coordinator in the Orioles' minor league organization for 5 years and a pitching coordinator in the Padres' system for 4 years. During his playing days, Brown pitched in both the Kansas City Royals and Seattle Mariners chains, appearing in 6 Major League games with Seattle in 1978. He attended Northeast Louisiana University - now University of Louisiana at Monroe, where in 1972 he led the nation with a 0.51 ERA. In 2014, ULM retired Brown's jersey number

8. Tom and his wife of 49 years, Sandy, reside in Venice, FL.



ALEX PELAEZ - Hitting Coach

Alex Pelaez is in his 11th season in the organization, his third as the hitting coach at high Class A Daytona. Prior to his time in Daytona, he spent 3 seasons as the hitting coach at Class AA Pensacola. From 2011-2013, Alex served as the hitting coach at Class A Dayton and in 2010 performed the same duties for the Rookie level Billings Mustangs. In 2009, his first season as a professional coach, he was the hitting instructor for the Rookie GCL Reds. Alex served as hitting coach for Team Mexico in the 2017 World Baseball Classic and in the 2016 WBC Qualifiers. A 1998 draft pick for San Diego, Pelaez went on to play 8 minor league seasons for the Padres, Angels and Reds. He made his Major League debut in 2002, appearing in 3 games for San Diego. The former infielder collected his first Major League hit on May 16, 2002 off the Mets' Al Leiter. Alex, 42, resides in Chula Vista, CA.


LENNY HARRIS - Bench Coach

Lenny Harris is in his third consecutive year as a bench coach in the Reds' minor league system, his first at advanced Class A Daytona. He spent the 2018 season at Class AA Pensacola and the 2017 season at Rookie AZL Reds. Lenny played for the Reds from 1988-1989 and again from 1994-1998. He was selected by the Reds in the fifth round of the June 1983 draft. Before joining the Reds' player development staff, Lenny spent the previous 5 seasons in the Marlins organization, working as third base coach in 2016 and parts of 2015. He also worked as the Marlins' assistant Major League hitting coach and coached on their Gulf Coast League team. Before joining the Marlins, Lenny spent 3 seasons in the Dodgers organization as a hitting coach at the minor league level. He began his Major League coaching career in 2008 as hitting coach for the Nationals after serving parts of 2 seasons as Washington's minor league field coordinator. Harris played 18 Major League seasons with the Reds, Dodgers, Mets, Rockies, Diamondbacks, Brewers, Cubs and Marlins. He ended his career as Major League Baseball's all-time pinch-hits leader with 212.


RYAN ROSS - Athletic Trainer, M.S., ATC, CSCS

Ryan Ross is in his third season with the organization, his fourth in professional baseball and his first at Class A Daytona. He spent the 2018 season with the Reds' Rookie affiliate in Greenville and the 2017 season at Rookie Billings. Prior to his tenure with the Reds, he worked in the Los Angeles Angels' player development system. Before working in professional baseball, Ross served as the primary athletic trainer for the baseball and women's soccer programs at St. John's University and in 2013 worked for the NFL's New York Jets as a season-long intern. Ross earned his bachelor and master's degrees from Seton Hall University. He is a native and resident of Brick, NJ.


TREY STRICKLAND - Strength & Conditioning Coach, M.S., CSCS

Trey Strickland is in his fifth season with the organization, his first at advanced Class A Daytona. He spent the previous 2 seasons as strength and conditioning coach for Class A Dayton. Trey was the strength and conditioning assistant for the Major League club in 2015 and strength and conditioning coach for Rookie Billings in 2016. Prior to working in professional baseball, Strickland coached baseball and strength and conditioning for the Darton State College Cavaliers in Albany, GA. He received his bachelor's degree in exercise and sport science from the University of Georgia in 2013 and his master's degree in sport and fitness management from Troy University in 2015. Trey lives in Carrollton, GA.

Dayton (A)

LUIS BOLÍVAR - Manager

Luis Bolivar is in his seventh season on the player development coaching staff, and his third as the manager at Class A Dayton. Following the 2017 season, Bolivar was named by *Baseball America* the best manager prospect in the Midwest League. Prior to his managerial duties, he spent 3 seasons as Dayton's hitting coach. In 2013, he served as the hitting coach for the Rookie AZL Reds. Bolivar played 11 professional seasons in the Padres, Reds and Braves systems. From 2002-2009, he appeared at every level in the Reds' minor league chain. On April 7, 2008 while with Chattanooga at Montgomery, Bolivar became only the 11th player in Southern League history to produce 6 hits in a game. He also played in the Venezuelan League, where during the 2006-2007 season, he earned the league's rookie of the year honors. Bolivar finished his playing career in 2010 and currently lives in Vandalia, OH with wife Kelly, daughters Kamryn, Luisa and Zoey and son Enzo.


SETH ETHERTON - Pitching Coach

Seth Etherton is in his fourth season coaching in the Reds organization and his second as the pitching coach at Class A Dayton. He performed the same duties for Rookie Billings in 2016 and 2017. From 2013-2015, Seth was a Division I college pitching coach at the University of San Francisco. Before his coaching career, Etherton was the Angels' first-round draft pick in 1998 (18th overall) and went on to play in parts of 4 big league seasons with the Angels, Reds, A's and Royals. He also pitched in Mexico, Taiwan, Korea, Venezuela and the Dominican Republic before retiring in 2013. Etherton, 42, pitched at the University of Southern California. He lives in the Orange County, CA city of Monarch Beach with wife Summer and three children.



MIKE DEVEREAUX - Hitting Coach

Mike Devereaux is in his second season in the organization, his first as the hitting coach at Class A Dayton. He held the same position last year for the Reds' Class AA affiliate in Pensacola. From 2012-2017, Mike coached in the Rockies' system as the hitting coach at Class A Boise (2017) and Class A Asheville (2012-2016). He also coached in the Orioles' organization at Class A Frederick (2010) and Class A Delmarva (2011). The Casper, WY native played in 12 big league seasons with the Dodgers (1987-88, 1998), Orioles (1984-94, 1996), White Sox (1995), Braves (1995) and Rangers (1997). Devereaux finished seventh in the MVP balloting in 1992 after hitting .276 with 24 HR and 107 RBI for Baltimore and was the 1995 NLCS MVP in the Braves' 4-game sweep of the Reds. He played 2 years at Arizona State, where he teamed in the outfield with Oddibe McDowell and Barry Bonds to lead the Sun Devils to a runner-up finish in the 1984 College World Series. Mike appeared in an episode of "The Young and the Restless" in 1993. He lives in Ruskin, FL with wife Michelle and children Marisa, Miann, Adianne, Bradley and Michael.



KEVIN MAHAR - Bench Coach

Kevin Mahar is in his sixth season in the Reds organization, his third consecutive as Class A Dayton's bench coach. He returned to the Reds organization in 2017 after working in private business in 2016. Kevin served as Class A Daytona's hitting coach in 2015, a role he also held for Rookie level Billings in 2013 and 2014. The former outfielder in the Texas and Philadelphia organizations played in parts of 6 professional seasons, including 7 games for the Major League Rangers in 2007. He collected his first big league hit on May 17, 2007 off Tampa Bay's Scott Kazmir. Mahar is a graduate of Indiana University and earned second-team All-Big Ten honors in 2004. He resides in Jasper, Indiana with wife Atalie and children Malik, Stella and Nash.



ANDREW CLEVES - Athletic Trainer, ATC

Andrew Cleves is in his seventh season with the organization, his fourth as athletic trainer for Class A Dayton (2015-2016, 2018). He spent the 2017 season working at Class A Daytona and also has been an athletic trainer for Reds affiliates at Rookie Billings (2014) and the Dominican Summer League (2013). In 2011, Andrew interned with the Major League club in Cincinnati. A graduate of Cincinnati Hills Christian Academy High School, in 2012 Cleves earned a bachelor's degree in athletic training from Xavier University. Andrew lives in Cincinnati with wife Amy and two sons Jacob and Bryson.



JUSTIN BUCKO - Strength & Conditioning Coach, M.S., SCCC, CSCS, USAW, FMS

Justin Bucko is in his third season in the organization, his first at Class A Dayton. Last year, he served as strength and conditioning coach at Rookie Billings. Following an internship in the Olympic sports department at the University of Maryland, he worked for the AZL Reds in 2017. Justin played 4 years of football at the University of Wisconsin-Platteville, where he completed his bachelor of science degree in physical education-health promotion, then became the head strength and conditioning coach of Milwaukee Lutheran High School before taking an internship with the University of Wisconsin. Following that internship with the Badgers, he began a 2-year stint volunteering at Georgetown University while he obtained his master of science degree in exercise science-sports performance training from Concordia of Chicago. Justin resides in Madison, WI with his wife, Marie.

Billings (Rookie)



RAY MARTINEZ - Manager

Ray Martinez is in his ninth season in the organization, his fifth as a manager and his fourth as skipper at Rookie Billings. His previous positions in the system include stints as hitting coach at Rookie AZL Reds (2011), Billings (2012) and Class A Bakersfield (2013-2014) and as manager at AZL Reds (2015). Martinez, who came up in the California Angels organization, played in parts of 18 professional seasons with the Florida, Cleveland, Montreal, New York Mets, Pittsburgh and San Diego organizations. A veteran of more than 1,500 minor league games, Martinez, 50, resides in Bakersfield, CA.


CHRIS BOOKER - Pitching Coach

Chris Booker is in his second season as pitching coach at Billings. He pitched professionally for 13 years, including parts of 3 seasons in the Major Leagues with the Reds, Royals and Nationals. Chris was selected by the Cubs in the 20th round of the 1995 first-year player draft and pitched 7 seasons in their system before being acquired by Cincinnati in 2001. For the Reds, he made his Major League debut on September 5, 2005 vs the Brewers at Great American Ball Park. Booker split time with the Royals and Nationals in 2006 before finishing up his playing career in the Nationals' system in 2008. Chris continues to make his home in Monroeville, Alabama, where he was born and raised.


DARRYL BRINKLEY - Hitting Coach

Darryl Brinkley is in his fourth season in the organization, his first at Rookie Billings. He spent last year as the hitting coach at Greeneville and the season prior to that served as Class AAA Louisville's bench coach. Brinkley joined the Reds' player development system in 2016 as hitting coach for the Dominican Summer League team following a stint as hitting coach for the Dodgers' Pioneer League affiliate Ogden Raptors. He began his coaching career in 2010 as the manager of the Yuma Scorpions of the Golden Baseball League and also has served as a hitting coach for 4 years in the Mexican League and for 5 seasons in the Mexican Winter League. Darryl signed with the Padres in 1995 after graduating from Sacred Heart University. He played 16 seasons professionally, including 6 minor league seasons with the Padres, Pirates and Orioles and 9 seasons in the independent leagues, where he was named by *Baseball America* the Independent League Player of the Year in 2007 after becoming the first player to ever bat .400 in the Northern League. As a player, he spent 5 seasons in the Mexican Winter League playing for Cualliacan, Mazatlan, Mexicali and Los Mochis and in 2018

was inducted into the Caribbean Series Hall of Fame. Darryl resides in Norwalk, CT with wife Gail and son Darryl Jr..


BRYAN LAHAIR - Bench Coach

Bryan LaHair returns for his second season at Rookie Billings. Last year, Bryan made his professional coaching debut as the Mustangs' hitting coach. This year, he'll serve as manager Ray Martinez' bench coach. The 2012 National League All-Star played in parts of 3 big league seasons with the Mariners (2008) and Cubs (2011-2012). Selected by Seattle in the 39th round of the June 2002 first-year player draft, he was named Mariners Minor League Most Valuable Player in 2006. In 2011, he was named MVP of the Pacific Coast League and received the Joe Bowman Award after leading all minor league players in home runs. In 2007 he played for Team USA in the Olympic qualifying tournament. LaHair made his Major League debut for Seattle on July 18, 2008 vs Cle and collected his first career hit 3 days later vs Bos, a single off Daisuke Matsuzaka. The Worcester, MA native amassed 164 home runs and a .288 batting average over 1,081 career minor league games. In 2013, Bryan played for the Fukuoka Soft Bank Hawks in the Japan Pacific League.


BRANDON BLASCAK - Athletic Trainer, ATC

Brandon Blascak is in his fourth season in baseball and his second straight season as athletic trainer at Rookie Billings. He worked as an intern for Cleveland in 2016 and for the Indians' Class AA Akron affiliate in 2017. In March 2017, the native of Elyria, OH graduated from Baldwin-Wallace University with degrees in both athletic training and exercise science. Brandon is a member of the National Athletic Trainers Association (NATA). He and his wife Taylor live in Phoenix, AZ.


BLAINE TAYLOR - Strength & Conditioning Coach, MA, CSCS, USAW, FMS

Blaine Taylor is in his second season in the organization, his first at Rookie Billings. He spent last year as the strength and conditioning coach at Rookie Greeneville. Prior to joining the Reds, Blaine served as the assistant strength and conditioning coach at Santa Clara University in 2017. He played baseball at Fresno Pacific University, where he majored in kinesiology: exercise science. While completing graduate studies in exercise science at FPU, Blaine interned for the Arizona Diamondbacks' Class A affiliate, followed by an internship in strength and conditioning at Pepperdine University. He worked a variety of sports at Biola University before he took the position at Santa Clara University. Blaine was born and raised in California and currently resides in San Jose.

Greenville Reds (Rookie)



TRAVIS "GOOKIE" DAWKINS - Manager

Gookie Dawkins is in his fifth season in the organization, his second as manager at Rookie Greenville. In 2017, he was manager Pat Kelly's hitting coach at Class AA Pensacola. Following the 2017 regular season, Gookie performed hitting coach duties in the prestigious Arizona Fall League for Scottsdale. Prior to 2017, he worked as hitting coach for the Class A Daytona Tortugas (2016) and the AZL Reds (2015). Following a 15-year professional playing career, Dawkins in 2015 returned to the organization that selected him in the second round of the June 1997 draft. He spent time playing in the minor league systems of the Reds, Dodgers, Royals, Cubs, Tigers, Pirates, Mariners, Phillies, White Sox and Marlins. He also played in parts of 4 Major League seasons with Cincinnati (1999, 2000, 2002) and Kansas City (2003). He won a gold medal while playing for Team USA in the 2000 Sydney Olympics, a tournament capped by a 4-0 upset of perennial champion Cuba. Travis, 39, resides in Spartanburg, SC.



DERRIN EBERT - Pitching Coach / Assistant to the Pitching Coordinator

Derrin Ebert is in his eighth season in the organization, his first as pitching coach at Rookie Greenville. He'll also assist the pitching coordinator in 2019. Last year, Derrin was on the Reds' Major League coaching staff and in the off-season served as pitching coach for the Scottsdale Scorpions in the prestigious Arizona Fall League. He spent the 2012-2013 seasons as pitching coach for the Rookie AZL Reds, the 2014-2015 campaigns as pitching coach for Rookie Billings and the 2016-2017 seasons as pitching coach for Class A Dayton. Selected by Atlanta in the 18th round of the 1994 free-agent draft, Ebert made all 5 of his Major League appearances for the Braves in 1999 at the age of 22. He also pitched in the Royals, Diamondbacks, Cubs, Brewers and Red Sox minor league systems. Derrin retired as a professional player following the 2005 season. He received his associate of arts degree from Estrella Mountain College in 2008 and a bachelor's in secondary education (history) from Arizona State University in December 2009. Derrin lives in Litchfield Park, AZ with wife Lacey and children Kinzy, Cassie, Brody and Cody.



LUIS TERRERO - Hitting Coach

Luis Terrero is in his first season as hitting coach for one of the Reds' affiliates. He spent the previous 2 years as a hitting coach in the Reds' player development department. Originally signed by the Diamondbacks in 1998 as an amateur free agent, the former Reds farmhand spent 19 seasons in professional baseball. Terrero made his Major League debut in 2003 with Arizona and played parts of 5 seasons for the Diamondbacks (2003-2005), Baltimore Orioles (2006) and Chicago White Sox (2007). The outfielder also played 17 seasons in the Caribbean winter leagues and spent 1 year in Japan's NPB. He lives in Santo Domingo, DR with wife Marisol and children Gabriella, Luis Enrique Jr., Jesus Gabriel and Benjamin.



REGGIE WILLIAMS - Bench Coach

Reggie Williams is in his second year in the organization and as bench coach at Rookie Greenville. He joined the Reds organization in 2018 after working in the Brewers' system from 2009-2016, first as baserunning and outfield coordinator and then as a coach for Class A Brevard County and Rookie Helena. Prior to his time with the Brewers, Reggie spent 13 seasons as the vice president of community relations with the Class AAA Memphis Redbirds (1997-2009). While with the Redbirds, he also worked as a radio/TV broadcaster. From 1991-1997, Reggie was a teacher and a principal in the Memphis City School District. Each off-season, he serves as an adjunct Professor at the University of Memphis. Selected by the Dodgers in the 13th round of the 1982 draft, Williams spent 4 seasons in the Major Leagues with Los Angeles (1985-87) and Cleveland (1988). He was the Dodgers' Rookie of the Year in 1986 and amassed a .259 batting average in 200 Major League games. Reggie continued his playing career in the minor leagues with the Pirates in 1989 and the Rangers in 1990. He received his master's degree in teaching from the University of Memphis

in 1994 and 3 years later earned a second master's degree in school supervision and administration. As an undergraduate at Southern University in 1982, he earned the Presidential Scholarship Award for the highest grade point average in the athletic department (3.45).



JOSH HOBSON - Athletic Trainer, M.Ed., ATC

Josh Hobson is in his third season as a full-time athletic trainer in the organization, his first at Rookie Greenville. He spent last season at Rookie Billings. In 2015, he completed an internship at Billings and in 2016 held a seasonal position at the Reds' Dominican Republic training complex before holding a full-time position there in 2017. Josh graduated in 2015 from the University of Evansville with a bachelor's degree in athletic training and in 2016 from the University of Akron with a master's degree in sports administration. He resides in Courtland, KS.


ALEX PUSKARICH - Strength & Conditioning Coach, MBA, CSCS, RSCC, USAW

Alex Puskarich is in his third year in the organization, his first with Greenville. He spent the 2018 season at Class A Daytona and the 2017 season at Rookie Billings. Alex earned his undergraduate degree in Exercise and Wellness from Arizona State University and his MBA with an emphasis in Leadership from Grand Canyon University. Alex is a Certified Strength and Conditioning Specialist (CSCS) and Registered Strength and Conditioning Coach (RSCC) through the National Strength and Conditioning Association and a Sports Performance Coach (USAW) through USA Weightlifting. Prior to joining the Reds, Alex worked as the strength and conditioning coordinator at Prospect Training Academy in Oak Creek, WI. He also worked as a performance coach at Foothills Acceleration and Sports Training in Peoria, AZ, where he conducted small group training for youth athletes. During his last semester at ASU, Alex completed an internship at Cressey Sports Performance in Hudson, MA, where he trained more than 100 athletes affiliated with Major League Baseball, colleges and high schools. Alex grew up in Madison, WI, where he

played baseball and hockey at La Follette High School. He joined the U.S. Navy after high school and settled in Phoenix after his enlistment. He currently resides in Peoria, AZ with his wife Ashley.

AZL Reds (Rookie)

JOSE MIGUEL NIEVES - Manager / Extended Spring Training Coordinator

Jose Nieves is in his 11th season in the organization, his sixth as the manager at Goodyear for the Rookie AZL Reds. His managerial stints included stops at the Venezuelan Summer League (2009-2010), AZL Reds (2011-2012, 2016) and Class A Dayton (2013-2015). In addition to his managing duties in Venezuela, he also worked there as the scouting supervisor (2009) and as field coordinator for the Reds Academy (2010). From 1998-2002, Nieves appeared in 212 Major League games as an infielder with the Cubs and Angels. Nieves, 43, resides in Buckeye, AZ with wife Norellys and children Jocsirellys, Jocselys, Mirellys and Jose Jr..


ELMER DESSENS - Pitching Coach

Elmer Dessens is in his seventh season in the organization, all as pitching coach for the Rookie AZL Reds. Elmer pitched in parts of 14 Major League seasons with the Pirates, Reds, Diamondbacks, Dodgers, Royals, Brewers, Rockies, Braves and Mets. He signed with the Pirates as an amateur free agent in 1993. In his Major League debut on June 24, 1996, he started against Hall of Famer Pedro Martinez in Montreal. Dessens went 28-27, 3.94 in 3 seasons as a member of the Reds' staff, including an 11-5 season in 2000, a 200-innings season in 2001 and a year in which he posted an impressive 3.03 ERA in 178 innings in 2002. He appeared in 1 game for the Dodgers in the 2004 NLDS against the Cardinals. Elmer pitched in the Mexican League and Japanese League and appeared in the 2006 World Baseball Classic as a member of Team Mexico. He finished his playing career in 2010 and resides in Hermosillo, Mexico.


TODD TAKAYOSHI - Hitting Coach

Todd Takayoshi is in his fourth season in the organization and his third as the hitting coach at Goodyear. In 2016, he served as the hitting coach at Rookie Billings after spending the previous 3 years as the assistant hitting coordinator for the Los Angeles Dodgers. Prior to his tenure with the Dodgers, Takayoshi spent 11 years as a coach in the Angels' organization, where he was the club's roving hitting coordinator from 2007-2012 while serving in a dual role in 2011 as the Angels' field coordinator. A 2-time minor league batting champion, Takayoshi was a left-handed hitting catcher who spent 4 years in the Angels' minor league system from 1993-96 and 2 more seasons with Reno in the independent Western League from 1997-98. Todd, 48, lives in Spanaway, WA.


DONALD LUTZ - Bench Coach

Donald Lutz is in his second season as a professional coach and as the bench coach for the Rookie AZL Reds. The former Reds outfielder/first baseman made his professional coaching debut in 2018 after appearing in 63 Major League games from 2013-2014 and in nearly 600 minor league games from 2008-2017. He was born in Watertown, NY but moved to Germany at the age of 1 and played for that country's national team. Donald is a dual citizen of the United States and Germany. He signed with the Reds in July 2007 and spent most of his professional career in the Cincinnati organization. Lutz made his Major League debut on April 29, 2013 and collected his first big league hit less than a week later on May 5 at Wrigley Field, a single off Shawn Camp. Donald's lone Major League home run came off Mil's Willy Peralta on May 12, 2013, a 3-run shot that propelled the Reds to a 5-1 win at Great American Ball Park. His Major League career ended soon after "Tommy John" surgery on his right elbow, but he continues to play professionally for the Brisbane Bandits of the Australian League.



CLETE SIGWART - Athletic Trainer, ATC

Clete Sigwart is in his 10th season in the organization, his eighth with the Arizona League Reds. He previously worked in Goodyear (2010, 2013), Class A Bakersfield (2011) and Rookie Billings (2012). He was voted by his peers the Athletic Trainer of the Year in 1997 in the Florida State League, in 2011 in the California League and in both 2013 and 2018 in the Arizona League. In 2013, he was named Minor League Athletic Trainer of the Year and was a finalist for that award again in 2018. In September 2012, Clete worked with Team Germany during the 2013 World Baseball Classic's qualifying round and worked with Team Venezuela in the March 2017 WBC. In 2014, Clete served on the medical staff for the U.S. team at the SiriusXM All-Star Futures Game in Minneapolis and for the second straight year worked for Bravos de Margarita in the Venezuelan Winter League. In 2017 he worked for Lacey in the Dominican Winter League. Before joining the Reds, Sigwart spent 10 seasons in the Phillies' minor league system and in 1999 worked for Aguilas in the Venezuelan Winter League. In 1992, he also worked for the Sacramento Attack of the

Arena Football League. A graduate of Ponderosa High School in Shingle Springs, CA, Sigwart earned a bachelor's degree in physical education from California State University, Sacramento. Clete lives in Litchfield Park, AZ with his wife, Tacie, and daughter, Haley. Their son, Blake, served 4 years in the U.S. Air Force.



WADE HEBRINK - Athletic Trainer, ATC

Wade Hebrink is in his third season in the organization, his first at Rookie AZL Reds. He spent the previous 2 years working for the Dominican Summer League Reds. The Lake Mills, IA native earned his bachelor's degree in athletic training from the University of Northern Iowa in 2014 and master's degree in Exercise Science from Syracuse University in May 2016. While at Syracuse University, he worked primarily with the football and men's lacrosse teams. Hebrink holds certifications in CPR/AED, SASTM, Dry Needling, and Blood Flow Restriction rehabilitation.



COLE DURHAM - Strength & Conditioning Coach, CSCS, RSCC

Cole Durham is in his third season in the organization, his second with the AZL Reds. He worked for Class AAA Louisville in 2017 and spent the previous 4 years (2013-2016) as a minor league strength and conditioning coach with Pittsburgh working in Bradenton, FL with the Pirates' Gulf Coast League and Florida State League teams, along with rehabilitating players. He also worked Major League spring training camp. Prior to his baseball career, Durham was a strength and conditioning intern for Texas Tech University (2006-2007), a strength and conditioning specialist for Central Texas Tennis Academy (2007-2011) and a strength and conditioning graduate assistant at Texas State University (2011-2013). He graduated from Texas Tech in 2006 with a bachelor's degree in exercise and sports science with a minor in health and from Texas State in 2013 with a master's degree in physical education with specialization in exercise and sports science. Cole resides in Lockhart, TX.

Dominican Summer League (Rookie)



LUIS SATURRIA - Manager

Luis Saturria is in his 11th season in the organization and will manage the Dominican Summer League Reds in 2019, a position he also held from 2014-2017. Luis served as a coach for the DSL team in 2018. The former outfielder was signed by the Cardinals in 1994 and played in the Major Leagues in 2001 and 2002. He also played 1 year in an independent league in Long Island. He lives in the Dominican Republic with wife Cristina and children Luis Arturo Jr., 20, Luis Michael, 16, and Luis Exevier, 11.



LUIS ANDUJAR - Pitching Coach

Luis Andujar is in his eighth season as a pitching coach in the organization. The righthanded pitcher played in the Major Leagues for the White Sox in 1995 and for the Blue Jays in 1997. Luis lives in the Dominican Republic with wife Fiodaliza and children Lorena, 19, Larissa, 16, and Luis Jr., 14.



LUIS MONTANO - Pitching Coach

Luis Montano is in his eighth season as a pitching coach of one of the Reds' Dominican Summer League teams. He was signed by the Reds in 2003 and advanced to Class AA. He has 4 children, Laisha, 19, Nayeli, 17, Joshua, 10 and Milan Jose, 1.



JOSE CASTRO - Coach

Jose Castro will again serve as a coach at the Reds' Dominican Republic Academy. He was manager of the DSL Reds from 2014-2016 and infield coach in 2017 and 2018. Castro was drafted by the Blue Jays in the 16th round of the June 2004 amateur draft and then was drafted again the next year in the 32nd round by the Mets. He spent 3 professional seasons in New York's system before he was traded to the Reds for Jeff Conine in 2007 and from 2007-2011 played for parts of 5 seasons in Cincinnati's organization. He spent his last professional season, in 2012, playing for the White Sox' Class AAA Charlotte affiliate. Overall, in 8 professional seasons Castro hit .258 in 707 games. Jose, 32, is from Caguas, PR.



CRISTOBAL RODRIGUEZ - Coach

Cristobal Rodriguez is in his eighth season on the coaching staff of the Dominican Summer League Reds. Signed by the Reds in 2007, he advanced to Class A and played 2 seasons in the independent league. Cristobal is single and lives in the Dominican Republic.



EDUARD BENS - Coach / Scout

Eduard Bens is in his ninth season as a coach in the organization. His primary duties include overseeing instruction of catchers at the Reds' Dominican Republic Academy. Additionally, he assists with scouting coverage in and around Boca Chica. Bens signed as an amateur free agent with the Dodgers in 2007 and played for 3 seasons before joining the Reds' player development department 2010. He lives in San Cristobal, DR and has 2-year-old twin sons, Lean and Ean.



JEFREY SIERRA - Coach

Jeffrey Sierra enters his fifth season as a coach in the organization. In addition to his on-field duties, Sierra oversees video operations at the Reds' Dominican Republic Academy. Sierra signed with the Reds as an amateur free agent in 2007 and progressed to Class A Dayton as an infielder before converting to a pitcher in his final professional season in 2014. Sierra lives in San Cristobal, DR with wife Rossi and sons Jeffrey and Marco.



ARIC QUINNEY - Athletic Trainer, ATC

Aric Quinney is in his second season in the organization and second as athletic trainer for the DSL Reds. He previously worked with the football and basketball teams at Vanderbilt University (2014-2015), with the football and baseball teams at Stanford University (2015-2016) and with the NFL's Tennessee Titans (2016-2017). The Gresham, WI native received his bachelor's degree in exercise science with a minor in health from the University of Wisconsin-Superior, where he played baseball, and his master's degree in athletic training from the University of Idaho. Aric played for Team Wisconsin in the North American Indigenous Games in Victoria, British Columbia, Canada. He lives in Nashville, TN.



JAIME DE LOS SANTOS - Athletic Trainer, CPT

Jaime de los Santos is in his second season with the organization as assistant athletic trainer for the DSL Reds. He previously worked with the Dominican Association Of Rehabilitation (2009-2017) and with the Cardiac Rehabilitation Department, Cedimat (2017). Jaime received his bachelor's degree in rehabilitation with a focus on physical therapy from the Catholic University Santo Domingo. He's married with two children and lives on the east side of Santo Domingo City, DR.



LAUREN POWERS - Athletic Trainer

Lauren Powers is in her first season on staff in the organization. She previously interned in the Los Angeles Dodgers organization (2017) as well as with the AZL Reds in 2018. She has worked with the baseball team at the University of Arizona (2014-2016) and with the football and basketball teams at the University of San Diego (2017-2018). Lauren earned her bachelor's degree in physiology with a minor in nutrition from the University of Arizona and her master's degree in athletic training from Northern Arizona University. She resides in Gilbert, AZ.



EDUARDO GARCIA - Strength & Conditioning Coach, CPT

Eduardo Garcia is in his fifth season in the organization as a strength and conditioning coach. He is a personal trainer certified through the NCSF with athletic training certification from the University Federico Henriquez Carvajal. Eduardo currently is pursuing his bachelor's degree in the studies of modern language and is preparing to test through Uneatlantico for certification as a specialist in nutrition as applied to sports. He resides in Santo Domingo, DR with wife Kirsy Sencion, 4-year-old son Erick David and 18-month-old son Eyden Daniel.



RAFAEL HERNANDEZ - Strength & Conditioning Coach, USAW, FMS

Rafael Hernandez is in his seventh season in the organization, all as a strength and conditioning coach in the Dominican Republic for the organization's baseball academy and Rookie Dominican Summer League teams. In 2015, he earned his degree in physiotherapy from UFHC University of Santo Domingo. Rafael holds CrossFit L1 certification as well as Level 1 Sports Performance certification through the USAW and Level 1 Functional Moving Screen certification. He resides in Santo Domingo, DR with wife Martha and daughter Manuela, 5.

REDS MINOR LEAGUE AFFILIATES THROUGH THE YEARS
AAA (1946 - present)

Louisville Bats --- 2000-present
 Indianapolis Indians --- 1993-99
 Nashville Sounds --- 1987-92
 Denver Zephyrs --- 1985-86
 Wichita Aeros --- 1984
 Indianapolis Indians --- 1968-83
 Buffalo Bisons --- 1966-67
 San Diego Padres --- 1962-65
 Indianapolis Indians --- 1961
 Havana Sugar Kings --- 1955-60
 Tulsa Oilers --- 1954
 None --- 1951-53
 Syracuse Chiefs --- 1946-50

AA (1927 - present)

Chattanooga Lookouts --- 1988-2008, 2019-present
 Pensacola Blue Wahoos --- 2012-2018
 Carolina Mudcats --- 2009-11
 Vermont Reds --- 1984-87
 Waterbury Reds --- 1980-83
 Nashville Sounds --- 1978-79
 Three Rivers Eagles --- 1971-77
 Asheville Tourists --- 1968-70
 Knoxville Smokies --- 1965-67
 Macon Peaches --- 1963-64
 None --- 1961-62
 Nashville Vols --- 1955-60
 None --- 1954
 Tulsa Oilers --- 1948-53
 None --- 1946-47
 Syracuse Chiefs --- 1941-45
 Indianapolis Indians --- 1939-41
 Syracuse Chiefs --- 1937-38
 Toronto Maple Leafs --- 1934-36
 None --- 1932-33
 Columbus Red Birds --- 1931
 Columbus Senators --- 1927-30

A (1933 - present)

Daytona Tortugas --- 2015-present
 Bakersfield Blaze --- 2011-2014
 Dayton Dragons --- 2000-present
 Lynchburg Hillcats --- 2010
 Sarasota Reds --- 2005-09
 Potomac Cannons --- 2003-04
 Stockton Ports --- 2002
 Mudville Nine --- 2001
 Clinton LumberKings --- 1999-2000
 Rockford Reds --- 1999
 Burlington Bees --- 1997-98
 Charleston Wheelers --- 1990-98
 Winston-Salem Spirits --- 1993-96
 Cedar Rapids Reds --- 1980-92
 Greensboro Hornets --- 1988-89
 Tampa Tarpons --- 1963-87
 Eugene Emeralds --- 1975-83
 Greensboro Hornets --- 1979
 Shelby Reds --- 1978
 Seattle Rainiers --- 1973-74
 Sioux Falls Packers --- 1971, 1966-69
 Peninsula Grays --- 1964-66
 Cedar Rapids Red Raiders --- 1963-64

Rocky Mount Leafs --- 1963
 Macon Peaches --- 1962
 Columbia Reds --- 1960-61
 Savannah Redlegs --- 1956-59
 Albuquerque Dukes --- 1958
 Columbia Reds --- 1946-55
 Charleston Senators --- 1949-51
 None --- 1940-45
 Albany Senators --- 1938-39
 Waterloo Red Hawks --- 1937
 None --- 1935-36
 Topeka Senators --- 1933-34

Rookie (1967 - present)

Greenville Reds --- 2018-present
 Arizona League Reds --- 2010-present
 Billings Mustangs --- 1974-present
 Gulf Coast Reds --- 1999-2009
 Princeton Reds --- 1991-96
 Gulf Coast Reds --- 1984-90
 Melbourne Reds --- 1972
 Gulf Coast Reds --- 1968-73
 Wytheville Reds --- 1967

A1 (1936-45)

Birmingham Barons --- 1939-45
 None --- 1938
 Nashville Volunteers --- 1936-37

B (1933-62)

Rocky Mount Leafs --- 1962
 Topeka Reds --- 1960-61
 Topeka Hawks --- 1959
 Wenatchee Chiefs --- 1958
 Clovis Redlegs --- 1957
 Port Arthur/Temple Redlegs --- 1957
 High Point-T'ville Hi-Toms --- 1954-56
 Sunbury Redlegs --- 1955
 Burlington Flints --- 1952-53
 Salisbury Reds --- 1952
 None --- 1950-51
 Sunbury Reds --- 1948-49
 Providence Chiefs --- 1947
 None --- 1943-46
 Columbia Reds --- 1938-42
 Durham Bulls --- 1936-40
 Waterloo Red Hawks --- 1938-39
 Peoria Reds --- 1937
 Macon Peaches --- 1936
 Decatur Commodores --- 1935
 Wilmington Pirates --- 1934-35
 Rock Island Islanders --- 1933

C (1934-59)

Visalia Redlegs --- 1957-59
 Wausau Lumberjacks --- 1956-57
 Duluth Dukes --- 1954-55
 M'ville-Alcoa/Morristown Twins --- 1954
 Rockford Rox --- 1947-49
 Tyler Trojans --- 1947-49
 Ogden Reds --- 1946-55
 Raleigh Capitals --- 1945
 None --- 1943-44

Ogden Reds --- 1939-42
 Riverside Reds --- 1940-41
 Tucson Cowboys --- 1941-41
 Erie Sailors --- 1939
 Helena Seaporters --- 1939
 Muskogee Reds --- 1937-39
 El Dorado Lions --- 1935-39
 Bartlesville Reds --- 1934-35
 Beckley Black Knights --- 1934

D (1932-62)

Tampa Tarpons --- 1961-62
 Geneva Redlegs --- 1958-62
 Palatka Redlegs --- 1957-60
 Graceville Oilers --- 1957-58
 Douglas Reds --- 1956
 Moultrie Reds --- 1956
 W. Palm Beach Sun Chiefs --- 1956
 Fort Walton Beach Jets --- 1955
 Douglas Trojans --- 1954-55
 Fitzgerald Redlegs --- 1954
 Fitzgerald Pioneers --- 1953
 Jackson Generals --- 1953
 Lawton Reds --- 1952-53
 Dublin Green Sox --- 1952
 Mattoon Indians --- 1952
 Welch Miners --- 1951
 Wilmington Pirates --- 1950
 Ballinger Cats --- 1948
 Lockport Reds --- 1947-50
 Muncie Reds --- 1947-50
 Middletown Rockets --- 1946
 Lima Reds --- 1945
 None --- 1943-44
 Cordele Reds --- 1941-42
 Wichita Falls Spudders --- 1941
 Troy Trojans --- 1940
 Lenoir Reds --- 1940
 Bassett Furnituremakers --- 1939-40
 Rogers Reds --- 1938
 Union City Greyhounds --- 1938
 Bisbee Bees --- 1937
 DeLand Reds --- 1936-37
 Fremont Reds --- 1936-37
 Monahans Trojans --- 1937
 Paducah Indians --- 1936
 Cordele Reds --- 1936
 Lincoln Red Links --- 1936
 Lake Charles Skippers --- 1935
 Union City Greyhounds --- 1935
 Monessen Reds --- 1935
 Jeannette Reds --- 1934
 None --- 1933
 Cedar Rapids Bunnies --- 1932

Open

Seattle Rainiers --- 1956-57

No Class

Modesto Reds --- 1934-36, 1928-29



INF Jonathan India

2018 FIRST-ROUND DRAFT PICK

The Reds selected **INF Jonathan India (6'1", 200)**, a junior from the University of Florida, with the team's first pick (5th overall) of the 2018 first-year player draft.

India, 21, was named 2018 SEC Player of the Year after batting .365 with 16 HR, 40 RBI and 11 stolen bases in 54 regular season games during his junior year at Florida. The Coral Springs (FL) native led the conference with a .506 on-base percentage and a .730 slugging percentage. He was selected as a semi-finalist for the prestigious Golden Spikes Award and entered the draft rated the fifth-best prospect by Baseball America. India's professional debut included rookie level stops in Greenville and Billings before finishing the season at Class A Dayton.

2018 First-Year Player Draft Selections

Rd	Player	Pos.	B-T	Age	Ht.	Wt.	DOB	School (Hometown)
1	Jonathan India	3B	R-R	21	6-1	200	12/15/1996	University of Florida (Hialeah, FL)
2	Lyon Richardson	RHP	S-R	18	6-2	185	1/18/2000	Jensen Beach High School (Jensen Beach, FL)
CBB	Josiah Gray	RHP	R-R	20	6-2	190	12/21/1997	Le Moyne College (New Rochelle, NY)
3	Bren Spillane	RF	R-R	21	6-5	215	9/21/1996	University of Illinois (Wheeling, IL)
4	Michael Siani	CF	L-L	18	6-0	190	7/16/1999	William Penn Charter School (Glenside, PA)
5	Ryan Campbell	RHP	R-R	22	6-3	220	1/11/1996	University of Illinois-Chicago (Indianapolis, IN)
6	Yomil Maysonet	RHP	R-R	18	6-2	195	1/9/2000	Colegio Individualizado PJ Education School (Carolina, PR)
7	Jay Schuyler	C	R-R	21	6-1	190	4/11/1997	University of San Diego (Laguna Niguel, CA)
8	Matthew Pidich	RHP	R-R	23	6-3	210	12/25/1994	University of Pittsburgh (Aberdeen, NJ)
9	Andrew McDonald	RHP	R-R	23	6-6	230	12/24/1994	Virginia Tech University (Mason, OH)
10	Alexander Moore	RHP	R-R	22	6-4	210	1/4/1996	Kennesaw State University (Dacula, GA)
11	Noah Davis	RHP	R-R	21	6-2	195	4/22/1997	University of California-Santa Barbara (Huntington Beach, CA)
12	Josiah Sighthler	RF	L-L	18	6-4	210	10/19/1999	Swansea High School (Gaston, SC)
13	Brian Rey	CF	R-R	20	5-10	180	2/22/1998	Miami Dade Community College (Deltona, FL)
14	Michael Byrne	RHP	R-R	21	6-3	210	4/16/1997	University of Florida (Orlando, FL)
15	Christopher Williams	RF	L-L	18	6-1	195	3/3/2000	River Ridge High School (Woodstock, GA)
16	Drew Mount	CF	L-R	22	5-11	205	3/24/1996	Kansas State University (Santa Clara, CA)
17	Noah Dickerson	RF	L-R	18	6-4	180	6/5/2000	TNXL Academy (Windermere, FL)
18	Alberto Gonzales	RHP	R-R	18	6-2	180	7/26/1999	Alexander High School (Laredo, TX)
19	Nicholas Starr	RHP	R-R	21	6-3	225	12/3/1996	Southern Arkansas University (Conway, AR)
20	Evan Marquardt	RHP	R-R	22	6-6	255	12/27/1995	Ball State University (Midland, MI)
21	Hunter Oliver	C	R-R	20	6-1	215	10/21/1997	Cleveland State Community College (McDonald, TN)
22	Peter Serruto	C	R-R	18	6-0	195	3/17/2000	Millburn High School (Millburn, NJ)
23	Austin Curtis	1B	R-R	22	6-0	205	2/29/1996	Ohlone College (Pleasanton, CA)
24	Connor Curfis	LHP	L-L	21	6-1	190	11/29/1996	Ohio State University (Findlay, OH)
25	Ricardo Salinas	RHP	R-R	22	6-1	200	3/26/1996	Rice University (Houston, TX)
26	Rylan Thomas	1B	R-R	20	5-11	220	6/25/1997	University of Central Florida (Orlando, FL)
27	Eddy Demurias	RHP	R-R	20	6-0	185	8/1/1997	University of South Carolina (Miami, FL)
28	Brandt Stallings	RF	R-R	21	6-4	225	9/5/1996	Georgia College & State University (Buford, GA)
29	John Schneider	RHP	R-R	20	6-5	180	6/30/1997	Palm Beach Atlantic University (Clearwater, FL)
30	Jacob Wyrick	LHP	L-L	22	6-1	190	11/14/1995	Middle Tennessee State University (Cleveland, TN)
31	Justin McGregor	RHP	R-R	22	6-1	185	12/13/1995	Oral Roberts University (Oklahoma City, OK)
32	Edward Guzman	C	R-R	18	6-2	180	9/30/1999	Leadership Christian Academy (Naranjito, PR)
33	Luis Lopez	SS	R-R	18	6-1	160	11/30/1999	Ramon Quinones Medina School (Yabucoa, PR)
34	Cory Heitler	RHP	R-R	20	6-2	210	8/27/1997	Ramapo College (Fair Lawn, NJ)
35	Maxwell Dineen	CF	R-R	18	5-11	185	12/22/1999	Pennsville High School (Pennsville, NJ)
36	Zaid Walker	CF	R-R	18	6-2	215	11/6/1999	Homewood Flossmoor High School (Homewood, IL)
37	Robert Boselli	C	R-R	22	6-3	240	4/17/1996	St. John's University (Ventnor, NJ)
38	Adam Jacques	2B	R-R	18	5-10	160	11/24/1999	Interlake High School (Bellevue, WA)
39	Sam Knowlton	RHP	R-R	17	6-7	230	6/15/2000	Comer High School (Warrior, AL)
40	Ryan Cusick	RHP	R-R	18	6-6	225	11/12/1999	Avon Old Farms School (Sudbury, MA)

Players in red did not sign

SHELDON "CHIEF" BENDER AWARD REDS MINOR LEAGUE PLAYER OF THE YEAR

2018..... Ibandel Isabel, INF	2011..... Billy Hamilton, SS	2005..... Chris Denorfia, OF
2017..... Nick Senzel, 3B	2010..... Devin Mesoraco, C	2004..... Richie Gardner, RHP
2016..... Aristides Aquino, OF	2009..... Chris Heisey, OF	2003..... Stephen Smitherman, OF
2015..... Tyler Mahle, RHP	2008..... Chris Valaika, SS	2002..... Brandon Larson, 3B
2014..... Ben Lively, RHP	2007..... Jay Bruce, OF	2001..... Adam Dunn, OF
2013..... Seth Mejias-Brean, 3B	2006..... Homer Bailey, RHP	2000..... Austin Kearns, OF
2012..... Billy Hamilton, SS		

REDS ALL-TIME NO. 1 DRAFT SELECTIONS
JUNE DRAFT

Year	Player (overall pick)	Position
1965	Bernie Carbo (16)	3B
1966	Gary Nolan (13)	RHP
1967	Wayne Simpson (8)	RHP
1968	Tim Grant (13)	RHP
1969	Don Gullett (14)	LHP
1970	Gary Polcynski (15)	SS
1971	Mike Miley (24)	SS
1972	Larry Payne (7)	RHP
1973	Brad Kessler (22)	OF
1974	Steve Reed (23)	RHP
1975	Tony Moretto (22)	OF
1976	Mark King (23)	RHP
1977	Tad Vegner (24)	3B
1978	Nick Esasky (17)	OF
1979	Dan LaMar (20)	C
1980	Ron Robinson (19)	RHP
1981	LaNell Culver (42, 2nd round)	OF
1982	Scott Jones (22)	LHP
1983	Kurt Stillwell (2)	SS
1984	Pat Pacillo (5)	RHP
1985	Barry Larkin (4)	SS
1986	Scott Scudder (17)	RHP
1987	Jack Armstrong (18)	RHP
1988	Jeff Branson (45, 2nd round)	INF
1989	Scott Bryant (20)	OF
1990	Dan Wilson (7)	C
1991	Pokey Reese (20)	SS
1992	Chad Mottola (5)	OF
1993	Pat Watkins (32, 2nd round)	OF
1994	C.J. Nitkowski (9)	LHP
1995	Brett Tomko (54, 2nd round)	RHP
1996	John Oliver (25)	OF
1997	Brandon Larson (14)	INF
1998	Austin Kearns (7)	OF
1999	Ty Howington (14)	LHP
2000	David Espinosa (23)	SS
2001	Jeremy Sowers (20)	LHP
2002	Chris Gruler (3)	RHP
2003	Ryan Wagner (14)	RHP
2004	Homer Bailey (7)	RHP
2005	Jay Bruce (12)	OF
2006	Drew Stubbs (8)	OF
2007	Devin Mesoraco (15)	C
2008	Yonder Alonso (7)	1B
2009	Mike Leake (8)	RHP
2010	Yasmani Grandal (12)	C
2011	Robert Stephenson (27)	RHP
2012	Nick Travieso (14)	RHP
2013	Phillip Ervin (27)	CF
2014	Nick Howard (19)	RHP
2015	Tyler Stephenson (11)	C
2016	Nick Senzel (2)	3B
2017	Hunter Greene (2)	RHP
2018	Jonathan India (5)	INF

JUNE DRAFT - SECONDARY PHASE

Year	Player	Position
1966	John Dow	OF
1967	Frank Duffy	SS
1968	Mel Behney	LHP
1969	John Grubb	OF
1970	Pat Osburn	LHP
1971	Darrell Devitt	RHP

1972	No Selection	
1973	Gary Lucas	LHP
1974	Mike Gatlin	INF
1975	Marshall Burk	SS/RHP
1976	Bruce Berenyi	RHP
1977	Bob Potts	OF
1978	Brad Lesley	RHP
1979	Larry Mikesell	LHP
1980	Kevin Maroney	OF
1981	Don Long	SS
1982	Kal Daniels	OF
1983	Rob Dibble	RHP
1984	No Selection	
1985	Jeff Forney	OF
1986	Greg Lonigro	SS

JANUARY DRAFT

Year	Player	Position
1966	No Selection	
1967	Marvin Branscomb	OF
1968	Donald Shrum	RHP
1969	John Jackson	RHP
1970	Dale Harrington	RHP
1971	Eddie Tobin	OF
1972	Greg Sinatra	SS/3B
1973	Gary Lucas	LHP
1974	Mike Armstrong	RHP
1975	Jim Slaughter	C
1976	Rod Patterson	RHP
1977	Gregg Lorenz	LHP
1978	Brad Lesley	RHP
1979	Kevin Waller	OF/3B
1980	Mark Bowden	LHP
1981	Dan Durst	RHP
1982	Orsino Hill	OF
1983	Ted Langdon	RHP
1984	Dusty Rogers	LHP
1985	Scott Willis	RHP
1986	Ron Wenrich	1B

JANUARY DRAFT - SECONDARY PHASE

Year	Player	Position
1966	Dan McGinn	LHP
1967	David Speas	INF
1968	Charles West	OF
1969	Ross Grimsley	LHP
1970	Harold Wall	RHP
1971	Gayling Pabst	SS/OF
1972	Tom Hume	RHP
1973	Jeff Chandler	LHP
1974	James Diventi	RHP
1975	Larry Pekarcik	RHP
1976	Duane Walker	OF/LHP
1977	Bill Scherrer	LHP
1978	Wayne Guinn	RHP
1979	Bill Bordley	LHP
1980	Scott Meier	C
1981	Rob Murphy	LHP
1982	Ricki Carter	OF
1983	Tracy Jones	OF
1984	Fred Carter	OF
1985	Tom Powers	RHP
1986	Richard Parker	C

2018 MINOR LEAGUE AWARD WINNERS

LOUISVILLE - AAA

TRIPLE-A ALL-STAR GAME

RHP Tanner Rainey RHP Kevin Quackenbush
OF Mason Williams

PENSACOLA - AA

SOUTHERN LEAGUE ALL-STAR GAME

RHP Alex Powers INF Shed Long
RHP Keury Mella OF Aristides Aquino
RHP Robinson Leyer

DAYTONA - A

FLORIDA STATE LEAGUE ALL-STAR GAME

RHP Joel Kuhnel OF Taylor Trammell
RHP Tony Santillan OF TJ Friedl
C Tyler Stephenson INF Brantley Bell
INF Mitch Nay

FLORIDA STATE LEAGUE POST-SEASON ALL-STAR

LHP Scott Moss C Tyler Stephenson
INF Ibandel Isabel RHP Joel Kuhnel
OF Taylor Trammell RHP Ryan Hendrix

DAYTON - A

MIDWEST LEAGUE ALL-STAR GAME

RHP Cory Thompson INF Montrell Marshall
RHP John Ghyzel OF Stuart Fairchild
C Hendrik Clementina

MIDWEST LEAGUE ALL-STAR GAME MVP

INF Montrell Marshall

MIDWEST LEAGUE POST-SEASON ALL-STAR

C Hendrik Clementina RHP John Ghyzel

BILLINGS - R

PIONEER LEAGUE ALL-STAR

RHP Jared Solomon RHP Eddy Demurias
C Pabel Manzanero

PIONEER LEAGUE POST-SEASON ALL-STAR

OF Mariel Bautista RHP Luis Alices
RHP Jared Solomon

DSL REDS - R

DOMINICAN LEAGUE ALL-STAR

RHP Raul Hernandez OF Fidel Castro

2018 REDS MINOR LEAGUE AWARDS

Player of the Year, Bender Award Ibandel Isabel, INF
Pitcher of the Year Tony Santillan, RHP
Hitter of the Year TJ Friedl, OF
Community Service Leandro Santana, INF

2018 REDS MINOR LEAGUE PLAYERS OF THE MONTH

Month	Pitcher	Pitcher
April	Mitch Nay	Tony Santillan
May	Hendrik Clementina	Wennington Romero
June	Nick Senzel / Ibandel Isabel	S. Varner / H. Greene
July	Rylan Thomas	Tony Santillan
August	Drew Mount	Packy Naughton

BASEBALL AMERICA'S

2019 TOP 10 REDS PROSPECTS

Rank	Position
1. Nick Senzel	INF / OF
2. Hunter Greene	RHP
3. Taylor Trammell	OF
4. Jonathan India	3B
5. Tony Santillan	RHP
6. Tyler Stephenson	C
7. Vladimir Gutierrez	RHP
8. Mike Siani	OF
9. Jose Siri	OF
10. Stuart Fairchild	OF

2019 BEST TOOLS SURVEY, REDS SYSTEM

Best Tool	Player
Hitter for Average	Nick Senzel
Power Hitter	Ibandel Isabel
Strike Zone Discipline	Nick Senzel
Fastest Baserunner	Jose Siri
Best Athlete	Taylor Trammell
Best Fastball	Hunter Greene
Best Curveball	Ryan Hendrix
Best Slider	Vladimir Gutierrez
Best Changeup	Vladimir Gutierrez
Best Control	Vladimir Gutierrez
Defensive Catcher	Mike Kolozsvary
Defensive Infielder	Blake Trahan
Infield Arm	Taylor Sparks
Defensive Outfielder	Jose Siri
Outfield Arm	Aristides Aquino

2019 BEST TOOLS SURVEY BY LEAGUE

League, Tool	Player
NL's Best K-Zone Judgment	Joey Votto
Futures Game's Best Hitter	Taylor Trammell
IL's Best Defensive 3B	Nick Senzel
IL's Best Outfield Arm	Gabriel Guerrero
SL's Best Defensive 3B	Taylor Sparks
SL's Best Outfield Arm	Aristides Aquino
SL's Best Reliever	Jimmy Herget
FSL's Best Power Prospect	Ibandel Isabel
FSL's Best K-Zone Judgment	TJ Friedl
FSL's Best Pitching Prospect	Tony Santillan
FSL's Best Breaking Pitch	Ryan Hendrix
FSL's Best Reliever	Ryan Hendrix
FSL's Best Outfield Arm	Taylor Trammell
MWL's Best Pitching Prospect	Hunter Greene
MWL's Best Fastball	Hunter Greene
MWL's Best Reliever	John Ghyzel
National League, International League, Southern League, Florida State League, Midwest League	

2018 MINOR LEAGUE LEADERS
BATTING AVERAGE

Mariel Bautista.....	BIL.....	330
Dylan Harris.....	BIL.....	314
Drew Mount.....	BIL.....	310
Danielito Remy.....	AZL.....	295
Claudio Finol.....	GRN.....	294
Reyny Reyes.....	AZL.....	293
Gabriel Guerrero.....	LOU/PNS.....	293
Pabel Manzanero.....	BIL.....	291
Mike Siani.....	GRN.....	288
TJ Friedl.....	PNS/DBT.....	284

HOME RUNS

Ibandel Isabel.....	DBT.....	35
Aristides Aquino.....	PNS.....	20
Gabriel Guerrero.....	LOU/PNS.....	19
Hendrik Clementina.....	DAY.....	18
D.J. Peterson.....	LOU.....	16

RBI

Gabriel Guerrero.....	LOU.....	81
Ibandel Isabel.....	DBT.....	75
Mitch Nay.....	PNS/DBT.....	70
4 others tied.....		59

STOLEN BASES

Jeter Downs.....	DAY.....	37
TJ Friedl.....	PNS/DBT.....	30
Taylor Trammell.....	DBT.....	25
Stuart Fairchild.....	DBT/DAY.....	23
Jose Siri.....	PNS/DBT.....	23

ERA

Robert Stephenson.....	LOU.....	2.87
Tony Santillan.....	PNS/DBT.....	3.08
Seth Varner.....	PNS/DBT.....	3.30
Daniel De La Fuente.....	GRN/AZL.....	3.40
Wendolyn Bautista.....	LOU/DAY/DBT.....	3.67
Scott Moss.....	DBT.....	3.68
Austin Orewiler.....	DAY.....	3.72
Packy Naughton.....	DAY.....	4.03
Daniel Wright.....	PNS.....	4.16
Vladimir Gutierrez.....	PNS.....	4.35

WINS

Scott Moss.....	DBT.....	15
Robert Stephenson.....	LOU.....	11
Tony Santillan.....	PNS/DBT.....	10
Seth Varner.....	PNS/DBT.....	10
2 others tied.....		9

SAVES

Kevin Quackenbush.....	LOU.....	25
John Ghyzel.....	DAY.....	19
Alex Powers.....	PNS.....	18
Joel Kuhnel.....	DBT.....	17
Ryan Hendrix.....	DBT.....	12

STRIKEOUTS

Vladimir Gutierrez.....	PNS.....	145
Packy Naughton.....	DAY.....	137
Robert Stephenson.....	LOU.....	135
Tony Santillan.....	PNS/DBT.....	134
Wendolyn Bautista.....	LOU/DAY/DBT.....	119

2018 REDS MINOR LEAGUE AFFILIATE STANDINGS

Club	1st Half		2nd Half		Overall	
	W-L	Place	W-L	Place	W-L	Pct.
Louisville - AAA	61-76	4th	-	-	61-76	.445
Pensacola - AA	30-38	3rd	39-30	2nd	69-68	.504
Daytona - A	37-29	1st	32-37	5th	69-66	.511
Dayton - A	31-37	6th	27-43	8th	58-80	.420
Billings - R	15-23	4th	25-13	1st	40-36	.526
Greeneville - R	28-40	5th	-	-	28-40	.412
AZL Reds - R	6-21	6th	7-21	6th	13-42	.236
DSL Reds - R	34-38	5th	-	-	34-38	.472
Totals					372-446	.455

2018 NL ORGANIZATIONAL STANDINGS

1. St. Louis	492-402	.550
2. Los Angeles	452-374	.547
3. Philadelphia	474-405	.539
4. Arizona	483-423	.533
5. Milwaukee	385-374	.507
6. San Diego	410-405	.503
7. Colorado	415-435	.488
8. New York	431-454	.487
9. Pittsburgh	427-454	.485
10. Washington	362-388	.483
11. Miami	357-393	.476
12. San Francisco	376-438	.462
13. Chicago	407-475	.461
14. Atlanta	336-399	.457
15. Cincinnati	372-446	.455

Louisville Bats (AAA)

Player	AVG	G	AB	R	H	2B	3B	HR	RBI	BB	SO	SB	E
Blandino, Alex	.000	3	8	3	0	0	0	0	0	2	4	1	1
Boulware, Garrett	.118	6	17	3	2	1	1	0	0	0	5	0	0
Cruz, Tony	.188	18	64	10	12	1	0	3	12	7	19	0	1
Dixon, Brandon	.346	49	179	28	62	18	2	6	23	12	54	9	4
Elizalde, Sebastian	.254	21	71	11	18	6	0	2	11	4	9	2	0
Ervin, Phillip	.289	48	173	25	50	12	4	5	38	20	39	10	3
Federowicz, Tim	.244	23	78	10	19	6	0	1	9	9	20	0	0
Goeddel, Tyler	.229	27	83	7	19	5	1	1	10	11	21	1	2
Gosselin, Phil	.308	3	13	1	4	1	0	0	4	0	4	0	0
Guerrero, Gabriel	.292	104	404	64	118	15	4	17	65	23	97	1	5
Herrera, Dilson	.297	50	185	23	55	10	0	7	27	19	50	0	6
Herrera, Rosell	.267	23	90	11	24	8	2	3	11	6	15	2	3
Hudson, Joe	.235	16	51	5	12	3	0	0	3	8	15	0	1
Iribarren, Hernan	.265	82	249	20	66	19	1	0	15	22	48	0	4
Kivlehan, Patrick	.167	15	42	3	7	0	0	0	4	2	15	1	2
Lofstrom, Morgan	.300	3	10	0	3	0	0	0	1	0	1	0	0
Longhi, Nick	.233	32	90	8	21	5	0	0	8	2	27	1	3
Martinez, Valentin	.136	8	22	1	3	0	0	0	0	0	6	0	0
McElroy, C.J.	.193	39	140	15	27	2	1	1	6	5	28	10	1
O'Grady, Brian	.306	42	144	27	44	9	2	8	29	12	39	5	1
Pennington, Cliff	.267	11	30	4	8	2	0	0	1	6	7	0	0
Peterson, D.J.	.277	113	422	44	117	28	1	16	52	25	117	2	7
Sanchez, Tony	.200	2	5	0	1	1	0	0	0	0	3	0	0
Sansone, John	.143	3	7	0	1	0	0	0	0	3	1	0	0
Schebler, Scott	.231	8	26	3	6	1	0	1	2	5	6	0	0
Selsky, Steve	.265	82	268	37	71	15	2	10	35	27	79	1	6
Senzel, Nick	.310	44	171	23	53	12	2	6	25	19	39	8	2
Sparks, Taylor	.119	36	126	10	15	4	1	4	9	7	66	1	5
Suarez, Eugenio	.200	2	5	1	1	1	0	0	0	3	1	0	0
Sweet, Daniel	.000	1	3	0	0	0	0	0	0	0	0	0	0
Trahan, Blake	.245	129	444	55	109	17	1	2	31	49	104	6	8
Tromp, Chadwick	.264	53	174	20	46	8	1	2	14	15	24	2	4
Tucker, Preston	.222	2	9	0	2	0	0	0	1	0	2	0	0
Tucker, Preston	.246	18	69	7	17	4	1	0	7	2	7	0	0
Turner, Stuart	.200	22	75	6	15	1	0	0	9	6	28	0	1
VanMeter, Josh	.253	98	332	40	84	25	6	11	45	28	73	5	4
Williams, Mason	.280	87	318	52	89	18	4	6	30	29	57	5	3
Team Total	.260	137	4602	576	1195	256	36	113	537	390	1157	73	94

Pitcher	W-L	ERA	G	GS	CG	SHO	SV	IP	H	R	ER	BB	SO
Astin, Barrett	0-0	4.70	5	0	0	0	0	7.2	10	5	4	3	5
Bailey, Homer	2-2	4.78	7	6	0	0	0	37.2	41	20	20	10	28
Bautista, Wendolyn	0-0	0.00	1	0	0	0	0	1.0	0	0	0	1	0
Brice, Austin	3-1	2.31	17	0	0	0	1	23.1	18	6	6	7	24
Crockett, Kyle	2-0	3.00	34	0	0	0	0	39.0	37	17	13	7	38
De Paula, Jose Rafael	0-0	3.24	5	0	0	0	0	8.1	9	3	3	5	15
DeSclafani, Anthony	0-2	6.35	2	2	0	0	0	11.1	15	8	8	2	10
Finnegan, Brandon	2-10	7.05	28	9	0	0	0	67.2	90	65	53	40	57
Floro, Dylan	0-0	0.00	2	0	0	0	0	3.0	4	0	0	1	1
Herget, Jimmy	1-3	3.47	50	0	0	0	0	59.2	59	28	23	21	65
Hernandez, David	0-0	19.29	3	0	0	0	0	2.1	6	5	5	0	3
Iribarren, Hernan	0-0	36.00	2	0	0	0	0	1.0	6	4	4	1	0
Lopez, Jose	5-13	4.47	26	26	0	0	0	141.0	142	75	70	41	117
Mahle, Tyler	2-1	2.73	5	5	0	0	0	29.2	22	9	9	11	20
Martinez, Juan	0-1	10.80	2	1	0	0	0	5.0	10	7	6	1	9
Mella, Keury	2-1	2.74	5	5	0	0	0	23.0	20	9	7	6	14
Mitchell, Evan	1-1	4.28	29	0	0	0	0	33.2	36	17	16	20	26
Neal, Zach	2-2	5.90	18	3	0	0	0	39.2	52	26	26	3	23
Nicolino, Justin	6-6	4.69	25	24	0	0	0	134.1	161	76	70	35	86
Peralta, Wandy	1-0	3.14	13	0	0	0	0	14.1	13	5	5	7	10
Quackenbush, Kevin	1-2	2.68	47	0	0	0	25	47.0	39	15	14	11	56
Rainey, Tanner	7-2	2.65	44	0	0	0	3	51.0	25	18	15	35	65
Reed, Cody	4-8	3.92	18	17	0	0	0	105.2	109	50	46	31	105
Reyes, Jesus	1-2	5.27	9	0	0	0	0	13.2	15	8	8	9	9
Rowen, Ben	0-2	9.28	10	0	0	0	0	10.2	19	15	11	2	7
Shackelford, Kevin	0-0	3.86	5	0	0	0	0	4.2	3	2	2	3	6
Sims, Lucas	0-2	3.81	5	5	0	0	0	28.1	20	14	12	5	32
Sims, Lucas	4-5	3.11	20	19	0	0	0	101.1	86	43	35	39	115
Stephens, Jackson	1-1	5.32	16	7	0	0	0	44.0	46	30	26	16	35
Stephenson, Robert	11-6	2.87	20	20	1	1	0	113.0	74	41	36	57	135
Tapia, Domingo	4-2	3.43	47	4	0	0	1	63.0	56	29	24	26	45
Weiss, Zack	2-2	9.00	11	1	0	0	1	11.0	13	14	11	15	11
Wisler, Matt	1-1	1.83	8	2	0	0	0	19.2	19	5	4	3	21
Wisler, Matt	5-5	3.81	21	15	2	1	0	89.2	98	40	38	17	86
Wooten, Rob	0-0	3.00	1	0	0	0	0	3.0	3	1	1	0	2
Team Total	61-76	4.19	137	137	1	6	32	1197.1	1192	627	558	435	1080

Pensacola Blue Wahoos (AA)

For the fourth consecutive season, the Pensacola Blue Wahoos earned their way into the Southern League playoffs. After posting a 30-38 record in the season's first half, the Blue Wahoos tallied a 39-30 second half mark to qualify for the postseason where they were eliminated in the semi-finals by Blioxi. Following the season, the Reds announced a new 2-year player development contract with the Chattanooga Lookouts of the Class AA Southern League. The two teams previously had a 21-year affiliation from 1988-2008, with current and former Reds stars such as **Joey Votto**, **Homer Bailey**, **Adam Dunn** and **Aaron Boone** among the prospects who played for the Lookouts.

Player	AVG	G	AB	R	H	2B	3B	HR	RBI	BB	SO	SB	E
Aquino, Aristides	.240	114	404	49	97	20	2	20	55	35	112	4	6
Boulware, Garrett	.200	11	30	2	6	2	0	0	1	3	14	0	1
Brown, Cassidy	.175	30	97	6	17	3	0	1	5	7	38	0	2
Chavez, Alberti	.217	28	60	4	13	0	0	0	1	2	11	0	3
Collymore, Malik	.444	7	9	2	4	1	0	0	1	2	3	0	0
Crook, Narciso	.286	63	161	18	46	5	2	2	22	18	41	4	0
Featherston, Taylor	.237	36	135	10	32	2	4	3	15	8	50	2	7
Friedl, TJ	.276	67	261	47	72	10	3	2	16	28	56	19	1
Gonzalez, Luis	.243	109	391	46	95	16	1	3	30	17	71	5	30
Guerrero, Gabriel	.296	26	98	13	29	9	1	2	16	7	26	3	1
LaValley, Gavin	.209	120	393	43	82	14	0	13	57	44	121	2	9
Long, Shed	.261	126	452	75	118	22	5	12	56	57	123	19	15
Longhi, Nick	.250	58	176	20	44	9	0	2	28	13	38	0	2
McElroy, C.J.	.281	45	128	20	36	7	1	2	11	10	28	9	2
Nay, Mitch	.262	63	221	36	58	10	0	6	26	31	43	2	5
O'Grady, Brian	.258	63	178	27	46	12	4	6	30	27	41	4	3
Okey, Chris	.198	78	263	22	52	13	0	5	26	17	72	2	6
Rodriguez, Alfredo	.192	9	26	4	5	0	0	0	0	2	7	0	0
Schebler, Scott	.154	7	26	2	4	1	0	0	1	2	4	0	1
Siri, Jose	.229	66	253	42	58	8	9	12	34	24	91	14	0
Sparks, Taylor	.246	90	281	43	69	16	4	10	38	28	116	4	15
Sweet, Daniel	.161	43	93	10	15	3	1	2	7	14	28	4	0
Tromp, Chadwick	.247	25	85	9	21	5	0	0	10	12	18	0	4
VanMeter, Josh	.284	30	95	13	27	10	0	1	14	23	19	5	2
Team Totals	.39	137	4478	572	1071	203	37	106	516	438	1248	102	129

Pitcher	W-L	ERA	G	GS	CG	SHO	SV	IP	H	R	ER	BB	SO
Bender, Joel	0-1	1.59	19	0	0	0	0	28.1	22	8	5	6	26
Bernardino, Brennan	1-0	6.30	21	0	0	0	2	20.0	22	18	14	7	24
Canelon, Kevin	1-0	0.00	2	0	0	0	0	3.1	1	0	0	0	3
Chacin, Alejandro	1-2	5.50	27	0	0	0	6	36.0	38	24	22	21	50
Chavez, Alberti	0-0	27.00	1	0	0	0	0	1.0	1	3	3	4	1
Davis, Rookie	2-1	6.14	6	2	0	0	0	14.2	17	11	10	3	11
De Paula, Jose Rafael	3-4	3.44	37	0	0	0	3	49.2	39	24	19	25	58
DeSclafani, Anthony	0-1	2.25	2	2	0	0	0	8.0	5	3	2	1	12
Gutierrez, Vladimir	9-10	4.35	27	27	0	0	0	147.0	139	76	71	38	145
Hernandez, Ariel	0-0	0.00	3	0	0	0	2	3.1	4	0	0	0	3
Howard, Nick	2-0	3.00	12	0	0	0	0	18.0	16	6	6	7	12
Kiekhefer, Dean	0-0	1.13	8	0	0	0	0	8.0	7	1	1	1	10
Leyer, Robinson	6-3	2.59	42	0	0	0	2	59.0	43	19	17	28	65
Lorenzen, Michael	0-0	0.00	3	0	0	0	0	4.0	1	0	0	1	3
Martinez, Juan	1-0	4.62	18	0	0	0	0	25.1	25	13	13	13	24
Mella, Keury	7-3	3.07	16	16	0	0	0	85.0	70	37	29	31	87
Mitchell, Evan	1-0	1.80	2	0	0	0	0	5.0	5	1	1	0	4
Navas, Carlos	4-3	3.19	39	1	0	0	4	73.1	68	31	26	16	89
Payano, Victor	0-2	4.22	21	3	0	0	0	32.0	23	20	15	23	45
Powers, Alex	2-2	2.34	39	0	0	0	18	42.1	30	12	11	11	55
Reyes, Jesus	1-8	3.94	29	6	0	0	2	64.0	59	45	28	27	53
Santillan, Tony	4-3	3.61	11	11	0	0	0	62.1	65	27	25	16	61
Shackelford, Kevin	0-0	2.45	3	1	0	0	0	3.2	2	1	1	3	2
Strahan, Wyatt	7-12	6.38	27	23	0	0	1	120.0	144	95	85	53	83
Tapia, Domingo	0-0	9.00	1	0	0	0	0	2.0	3	2	2	3	0
Varner, Seth	9-3	3.39	25	17	0	0	0	119.1	104	56	45	31	99
Weiss, Zack	1-0	1.17	5	0	0	0	0	7.2	5	2	1	4	9
Wright, Daniel	7-10	4.16	28	28	1	0	0	151.1	148	80	70	36	106
Team Totals	69-68	3.94	137	137	1	9	40	1193.2	1106	615	522	409	1140

Daytona Tortugas (A)

The Tortugas clinched a playoff berth by winning the Florida State League North Division First-Half Championship with a 37-29 record. They went 69-66 overall and were defeated by Fort Myers in the Florida State League championship series. **1B Ibandel Isabel** joined Daytona in mid-April after he was acquired by the Reds from the Dodgers in exchange for **RHP Ariel Hernandez** and **RHP Zach Neal**. **Isabel** belted 35 home runs for the Tortugas to establish a new Florida State League record. He also led the league with a .566 slugging percentage and 213 total bases while ranking second with 75 RBI and 46 extra-base hits. **OF Taylor Trammell** was the All-Star Futures Game MVP.

Player	AVG	G	AB	R	H	2B	3B	HR	RBI	BB	SO	SB	E
Bell, Brantley	.251	117	407	50	102	21	3	7	54	31	75	21	22
Beltre, Michael	.261	58	188	28	49	6	5	1	18	40	48	10	6
Boselli, Robert	.000	1	3	0	0	0	0	0	0	0	3	0	0
Brown, Cassidy	.136	7	22	2	3	0	1	0	3	3	4	0	0
Chavez, Alberti	.182	33	110	8	20	1	1	1	6	5	33	0	4
Collymore, Malik	.243	30	107	18	26	6	1	4	16	9	42	9	2
Crook, Narciso	.208	15	48	5	10	2	1	1	3	3	11	1	0
Daal, Calten	.333	4	15	3	5	1	0	0	0	0	3	0	2
Fairchild, Stuart	.250	63	220	25	55	14	1	2	20	17	63	6	0
Friedl, TJ	.294	64	228	40	67	10	4	3	35	38	44	11	2
Gonzalez, Luis	.385	11	39	7	15	1	1	1	5	2	7	1	2
Hawkins, Courtney	.246	17	65	6	16	1	0	2	4	5	23	3	1
Herrera, Dilson	.298	21	84	18	25	3	1	2	8	7	19	1	1
Isabel, Ibandel	.258	104	376	62	97	11	0	35	75	36	152	1	7
Lofstrom, Morgan	.206	29	97	8	20	2	1	2	8	2	29	0	2
Mardirosian, Shane	.158	12	38	2	6	0	0	0	1	0	10	0	1
Martinez, Valentin	.000	1	0	0	0	0	0	0	0	0	0	0	0
Nay, Mitch	.271	69	251	28	68	18	2	5	44	25	57	1	16
Okey, Chris	.207	8	29	5	6	0	0	2	3	2	7	0	1
Rivero, Carlos	.120	28	92	5	11	3	0	0	10	4	38	0	3
Rodriguez, Alfredo	.207	31	111	12	23	5	1	2	12	8	22	4	5
Sansone, John	.134	28	82	5	11	3	0	0	3	3	31	0	4
Siri, Jose	.261	30	119	15	31	9	2	1	9	4	32	9	2
Stephenson, Tyler	.250	109	388	60	97	20	1	11	59	45	98	1	3
Sweet, Daniel	.259	47	158	29	41	11	1	4	24	21	34	5	1
Trammell, Taylor	.277	110	397	71	110	19	4	8	41	58	105	25	4
Vargas, Hector	.180	28	89	11	16	1	0	0	6	4	13	4	6
Ventura, Randy	.291	65	254	31	74	7	0	0	17	24	51	10	13
Yari, Bruce	.272	111	379	40	103	18	0	5	54	61	103	0	2
Team Totals	.252	135	4396	594	1107	193	31	99	538	457	1157	123	127

Pitcher	W-L	ERA	G	GS	CG	SHO	SV	IP	H	R	ER	BB	SO
Adams, Jesse	2-1	4.40	10	1	0	0	0	14.1	17	9	7	4	10
Antone, Tejay	6-3	4.03	17	17	0	0	0	96.0	95	48	43	29	82
Bautista, Wendolyn	0-0	2.25	2	0	0	0	0	4.0	4	1	1	3	5
Bergjans, Tommy	5-2	3.66	14	14	0	0	0	78.2	70	33	32	16	51
Bergjans, Tommy	5-2	3.68	16	14	0	0	0	80.2	73	34	33	16	51
Boyles, Ty	5-9	4.90	38	10	0	0	0	82.2	95	57	45	28	67
Byrne, Michael	1-1	1.25	19	0	0	0	0	21.2	19	5	3	10	17
Canelon, Kevin	0-2	2.94	37	6	0	0	0	67.1	56	23	22	12	69
Davis, Rookie	0-1	7.20	1	1	0	0	0	5.0	5	5	4	1	3
Diaz, Carlos	0-1	3.22	20	0	0	0	1	22.1	14	10	8	7	37
Fossas, Aaron	5-2	5.40	42	0	0	0	2	58.1	58	39	35	27	39
Hendrix, Ryan	4-4	1.76	44	0	0	0	12	51.0	38	19	10	26	79
Howard, Nick	1-4	6.23	26	0	0	0	2	34.2	37	29	24	27	27
Hunter, Brian	1-1	6.26	18	0	0	0	1	27.1	35	21	19	17	35
Jordan, Andrew	1-7	8.82	10	10	0	0	0	33.2	55	45	33	30	28
Kivel, Jeremy	0-0	2.00	10	0	0	0	0	9.0	7	3	2	7	10
Kuhnel, Joel	1-4	3.04	44	0	0	0	17	53.1	54	23	18	11	56
Lofstrom, Morgan	0-0	0.00	1	0	0	0	0	0.2	0	0	0	1	0
Mardirosian, Shane	0-0	0.00	1	0	0	0	0	1.0	0	0	0	0	0
Martinez, Juan	0-1	4.38	13	1	0	0	0	24.2	28	12	12	15	21
Moss, Scott	15-4	3.68	25	25	0	0	0	132.0	135	66	54	41	112
Nutof, Ryan	0-0	3.86	1	0	0	0	0	2.1	6	1	1	0	1
Ohanian, Sarkis	0-0	3.38	3	0	0	0	0	5.1	4	2	2	0	8
Olson, Ryan	4-3	4.64	10	10	1	0	0	52.1	58	31	27	18	46
Quillen, Aaron	0-0	6.23	5	0	0	0	0	8.2	13	6	6	2	9
Romero, Wennington	8-10	4.82	24	24	0	0	0	130.2	149	78	70	37	79
Sansone, John	0-0	4.50	2	0	0	0	0	2.0	1	1	1	0	0
Santillan, Tony	6-4	2.70	15	15	1	0	0	86.2	81	31	26	22	73
Stallings, Jesse	3-2	2.00	17	0	0	0	3	18.0	14	6	4	5	12
Varner, Seth	1-0	1.50	1	1	1	0	0	6.0	3	1	1	0	3
Webb, Alex	0-0	8.20	14	0	0	0	0	18.2	29	21	17	11	18
Team Totals	69-66	4.11	135	135	3	5	38	1148.1	1180	626	525	407	997

PLAYER DEVELOPMENT

Dayton Dragons (A)

In one of sports' most amazing records, the Dayton Dragons in 2018 extended their current streak of consecutive sell-outs to 1,316 games, an all-time high for sports in North America. The Dragons have now led all of Class A baseball in attendance in each of their 19 seasons of operation. Top Reds pitching prospect **RHP Hunter Greene** spent 4 months with the Dragons. On July 26, he fired a pitch at 102 miles per hour, the fastest ever recorded at Fifth Third Field. **Greene** also appeared in the Sirius XM All-Star Futures Game in Washington, where he pitched 1.1 innings and threw 19 fastballs, all of which clocked at 100mph or faster. One of his fastballs reached 103.1mph. **LHP Packy Naughton** became just the third player in Dragons' history to lead the Midwest League in strikeouts, fanning 137 batters in 154 innings.

Player	AVG	G	AB	R	H	2B	3B	HR	RBI	BB	SO	SB	E
Beltre, Michael	.297	47	165	27	49	7	3	4	19	29	37	12	6
Cedrola, Lorenzo	.260	45	169	13	44	4	2	1	11	9	28	13	0
Clementina, Hendrik	.268	96	340	38	91	22	1	18	59	30	99	1	5
Collymore, Malik	.289	20	76	10	22	5	1	1	13	3	21	2	1
Crook, Narciso	.263	25	80	11	21	10	1	3	19	9	27	3	1
Downs, Jeter	.257	120	455	63	117	23	2	13	47	52	103	37	21
Fairchild, Stuart	.277	67	235	40	65	12	5	7	37	31	65	17	0
Garcia, Jose	.245	125	482	61	118	22	4	6	53	19	112	13	28
Gordon, Miles	.211	57	204	37	43	5	6	2	8	23	46	17	4
India, Jonathan	.229	27	96	17	22	7	0	3	11	13	28	5	2
Kolozsvary, Mark	.225	82	275	26	62	16	1	3	27	24	76	3	8
Lofstrom, Morgan	.250	11	28	3	7	3	0	0	2	3	12	0	3
Lopez, Alejo	.321	65	234	29	75	16	2	0	17	18	31	7	6
Marshall, Montrell	.181	65	226	30	41	16	2	3	22	30	89	1	3
Munroe, Reshard	.192	32	99	16	19	3	2	3	10	14	27	9	3
Piatnik, Mitch	.174	27	86	8	15	3	0	0	6	5	43	3	1
Sansone, John	.245	60	216	22	53	10	3	4	27	14	63	5	8
Santana, Leandro	.217	113	396	39	86	15	1	9	37	37	123	5	15
Scantlin, Nate	.100	3	10	1	1	0	0	0	0	0	4	0	0
Spooner, Mike	.091	3	11	0	1	0	0	0	0	1	3	0	0
Sugilio, Andy	.278	91	363	34	101	14	4	5	45	17	61	12	3
Vargas, Hector	.150	6	20	1	3	0	0	0	1	0	3	0	2
Ventura, Randy	.188	7	32	0	6	0	0	0	2	0	8	5	0
Wallace, Raul	.254	43	134	18	34	4	1	4	15	5	59	4	1
Williams, J.D.	.255	46	145	29	37	4	3	0	15	20	36	8	2
Team Totals	.248	138	4577	573	1133	221	44	89	503	406	1204	182	135

Pitcher	W-L	ERA	G	GS	CG	SHO	SV	IP	H	R	ER	BB	SO
Adams, Jesse	0-0	15.43	2	0	0	0	0	2.1	4	4	4	2	3
Aguilar, Miguel	4-2	3.49	21	0	0	0	1	38.2	33	16	15	13	30
Alecis, Luis	0-0	9.72	7	0	0	0	0	8.1	8	10	9	13	7
Bautista, Wendolyn	5-6	3.75	35	11	0	0	2	110.1	122	55	46	29	114
Bennett, Connor	1-1	5.27	8	0	0	0	0	13.2	16	8	8	6	14
Buffett, Tyler	0-0	6.67	17	0	0	0	0	28.1	50	25	21	8	27
Chacon, Adrian	1-0	7.56	9	0	0	0	1	16.2	23	14	14	8	16
Cox, Andy	1-2	7.43	13	1	0	0	1	13.1	16	13	11	6	12
Ghyzel, John	3-7	4.40	42	0	0	0	19	45.0	42	23	22	31	58
Greene, Hunter	3-7	4.48	18	18	0	0	0	68.1	66	35	34	23	89
Hunter, Brian	1-0	1.98	8	0	0	0	1	13.2	16	4	3	4	16
Jordan, Andrew	2-3	3.83	10	10	0	0	0	54.0	55	28	23	17	34
Lofstrom, Morgan	0-0	0.00	1	0	0	0	0	1.0	0	0	0	2	1
Lopez, Alejo	0-0	0.00	1	0	0	0	0	1.0	0	0	0	1	1
McGuff, Patrick	2-5	4.09	11	10	0	0	0	50.2	51	26	23	19	35
Mondile, Tyler	2-7	6.51	16	16	1	1	0	76.0	112	57	55	16	64
Moreta, Dauri	3-2	7.25	28	0	0	0	1	44.2	49	40	36	18	58
Naughton, Packy	5-10	4.03	28	28	0	0	0	154.0	168	73	69	34	137
Nutof, Ryan	5-1	2.92	46	0	0	0	5	71.0	75	27	23	27	76
Ohanian, Sarkis	2-1	9.00	11	0	0	0	2	12.0	14	16	12	10	15
Orewiler, Austin	5-5	3.72	30	12	0	0	2	123.1	129	64	51	39	71
Quillen, Aaron	0-0	3.95	7	0	0	0	0	13.2	16	6	6	3	7
Rodriguez, Adrian	4-5	7.19	15	15	0	0	0	66.1	86	54	53	25	56
Ryan, Connor	1-0	7.27	8	0	0	0	1	8.2	11	7	7	8	10
Sceroler, Mac	2-6	6.00	11	11	0	0	0	54.0	63	42	36	24	47
Solomon, Jared	0-1	5.40	6	6	0	0	0	25.0	32	19	15	18	13
Thompson, Cory	6-6	3.25	46	0	0	0	5	72.0	76	31	26	13	67
Wotell, Max	0-0	16.87	5	0	0	0	0	2.2	2	5	5	9	3
Zabala, Aneurys	0-3	3.31	16	0	0	0	3	16.1	14	8	6	9	13
Zabala, Aneurys	2-5	4.39	40	0	0	0	4	53.1	45	28	26	34	43
Team Totals	58-80	4.73	138	138	1	5	44	1205.0	1349	710	633	435	1094

Billings Mustangs (Rookie)

The Mustangs went a Pioneer League-best 25-13 in the season's second half to qualify for the postseason, where they were eliminated by Great Falls. The 2018 season marked the second time in 3 years the Mustangs won 40 or more games. The Billings pitching staff led the Pioneer League with a 4.26 team ERA.

Player	AVG	G	AB	R	H	2B	3B	HR	RBI	BB	SO	SB	E
Azcona, Francis	.162	15	37	5	6	2	0	0	2	7	11	0	6
Bautista, Mariel	.330	56	209	43	69	12	4	8	37	16	29	16	7
Boselli, Robert	.167	5	12	2	2	0	0	0	0	2	3	0	0
Case, Cash	.221	25	95	12	21	2	2	0	5	9	22	0	7
Conde, Mauro	.333	5	9	2	3	1	0	0	1	0	5	0	0
Harris, Dylan	.314	61	223	38	70	20	2	1	43	12	29	7	6
Hernandez, Miguel	.083	7	24	4	2	0	0	0	2	3	2	0	2
India, Jonathan	.250	3	8	1	2	0	0	0	0	0	4	0	0
Juaquin, Urwin	.207	49	87	10	18	1	1	0	10	3	22	2	9
Ljatifi, Nadir	.183	21	60	12	11	4	0	0	6	7	9	1	6
Manzanero, Pabel	.291	66	251	31	73	13	0	9	44	8	55	0	9
Martinez, Juan	.274	47	164	22	45	6	1	8	33	12	39	0	8
Martinez, Valentin	.308	12	26	3	8	0	0	1	4	1	5	0	1
McElroy, Satchel	.222	21	63	12	14	0	0	0	3	3	19	2	1
Mount, Drew	.310	65	242	42	75	19	0	8	58	18	40	7	2
Munroe, Reshard	.313	28	99	13	31	5	0	3	12	10	26	6	1
Ozuna, Reniel	.158	7	19	3	3	0	0	0	3	4	6	1	0
Rivero, Carlos	.255	64	204	23	52	5	2	0	21	8	53	7	15
Ruiz, Victor	.278	8	18	2	5	0	0	0	3	1	5	0	0
Schuyler, Jay	.272	58	191	38	52	6	0	1	23	28	31	5	5
Seminati, Leonardo	.279	15	43	3	12	1	1	1	8	1	9	0	0
Spillane, Bren	.236	48	148	28	35	9	3	5	22	30	76	2	5
Spooner, Mike	.083	17	48	5	4	2	0	0	3	4	13	0	0
Stallings, Brandt	.211	12	38	3	8	2	0	0	1	0	9	1	2
Turnbull, Jake	.242	19	62	11	15	6	0	1	2	8	20	0	2
Wallace, Raul	.250	1	4	1	1	0	0	0	0	0	2	1	0
White, Zeek	.236	45	157	32	37	10	3	3	17	17	57	10	3
Willems, Jonathan	.211	6	19	3	4	0	0	0	0	1	3	0	2
Team Totals	.265	76	2560	404	678	126	19	49	363	213	604	68	110

Pitcher	W-L	ERA	G	GS	CG	SHO	SV	IP	H	R	ER	BB	SO
Alecis, Luis	3-4	4.42	14	14	0	0	0	59.0	49	35	29	31	67
Bennett, Connor	0-0	0.00	1	0	0	0	0	2.0	0	0	0	2	3
Campbell, Ryan	3-3	3.65	23	1	0	0	1	37.0	28	16	15	10	34
Castillo, Jose	0-0	6.14	4	0	0	0	0	7.1	10	9	5	3	8
Cox, Andy	0-1	1.35	6	0	0	0	0	6.2	5	3	1	5	8
Curlis, Connor	3-0	4.56	16	1	0	0	0	25.2	23	16	13	10	33
Demurias, Eddy	1-5	4.97	20	0	0	0	3	29.0	33	22	16	10	25
Dunne, Ryan	2-0	2.66	16	0	0	0	5	23.2	14	8	7	9	26
Escoboza, Edward	3-0	5.55	21	0	0	0	1	35.2	43	26	22	8	35
Kivel, Jeremy	1-1	1.74	10	0	0	0	1	10.1	8	2	2	3	15
Machorro, Carlos	1-0	2.45	3	0	0	0	0	3.2	7	1	1	4	6
Marinan, James	3-2	3.98	11	11	0	0	0	43.0	49	23	19	19	39
McDonald, Andrew	3-2	4.46	22	0	0	0	2	38.1	34	24	19	18	43
McGregor, Justin	1-0	4.50	4	1	0	0	0	8.0	7	4	4	3	10
Moreta, Dauri	1-1	4.91	11	0	0	0	3	11.0	10	8	6	9	21
Nova, Moises	0-1	6.55	9	0	0	0	0	11.0	14	8	8	9	13
Pidich, Matt	1-2	5.28	19	1	0	0	0	30.2	30	22	18	9	34
Rodriguez, Adrian	1-2	3.66	6	6	0	0	0	32.0	35	19	13	5	27
Ryan, Connor	0-0	4.45	20	0	0	0	0	28.1	25	16	14	14	20
Salinas, Ricky	2-2	4.53	14	14	0	0	0	55.2	64	32	28	15	59
Sceroler, Mac	2-2	3.07	7	7	0	0	0	29.1	31	19	10	6	34
Smith, Ricardo	3-5	5.64	15	11	0	0	0	59.0	79	46	37	14	49
Solomon, Jared	4-2	2.27	9	9	0	0	0	47.2	32	13	12	14	54
Stallings, Jesse	1-0	0.00	3	0	0	0	2	4.0	2	0	0	1	3
Wyrick, Jake	1-1	6.20	14	0	0	0	0	24.2	25	19	17	10	29
Team Totals	40-36	4.26	76	76	0	1	18	662.2	657	391	314	241	695

Greenville Reds (Rookie)

Greenville celebrated its first season as a Cincinnati Reds affiliate in 2018, playing home games at Pioneer Park in beautiful Northeast Tennessee. The Reds were led on offense by **INF Miguel Hernandez** (.301), **1b Rylan Thomas** (10hr, 34r) and **INF Jonathan Willems** (39 RBI). On the mound, **RHP Miguel Medrano** (12 starts, 54ip), **RHP Alexis Diaz** (67k) and **RHP Josiah Gray** (12 starts, 2.58 ERA) stood out for the Reds. Greenville's play-by-play man **Justin Rocke** was named the 2018 Appalachian League's Radio Broadcaster of the year.

Player	AVG	G	AB	R	H	2B	3B	HR	RBI	BB	SO	SB	E
Bellinger, Justin	.209	35	115	11	24	8	0	3	18	11	42	0	2
Boselli, Robert	.225	24	71	10	16	3	0	2	9	12	27	0	3
Case, Cash	.314	12	51	8	16	2	2	1	12	3	13	0	1
Conde, Mauro	.000	1	1	0	0	0	0	0	0	0	1	0	0
Finol, Claudio	.294	49	177	26	52	7	0	0	16	9	32	1	13
Hernandez, Miguel	.301	60	219	29	66	11	3	2	29	13	37	2	13
India, Jonathan	.261	14	46	11	12	2	1	3	12	15	12	1	2
Juarez, Raul	.208	32	101	12	21	4	0	2	13	5	26	0	5
Liberatore, Ernesto	.333	2	6	2	2	0	0	1	2	0	2	0	1
Martinez, Juan	.240	9	25	9	6	4	0	0	1	8	5	0	6
Martinez, Valentin	.000	1	2	0	0	0	0	0	0	0	1	0	0
McElroy, Satchel	.071	14	28	5	2	1	0	0	0	6	11	0	1
Oliver, Hunter	.256	38	125	27	32	5	0	6	20	7	39	0	4
Ozuna, Reniel	.252	60	218	27	55	7	1	2	27	31	63	2	8
Rey, Brian	.269	49	171	27	46	7	0	2	21	12	14	3	1
Ruiz, Victor	.174	6	23	0	4	0	0	0	4	0	8	0	1
Scantlin, Nate	.241	48	137	25	33	6	2	0	14	23	35	3	1
Siani, Mike	.288	46	184	24	53	6	3	2	13	16	35	6	0
Stallings, Brandt	.160	20	50	12	8	0	0	2	6	2	24	1	0
Tello, Jose	.245	20	49	3	12	1	0	0	6	4	15	1	0
Thomas, Rylan	.257	55	179	34	46	12	0	10	33	41	49	0	9
White, Zeek	.438	9	32	10	14	0	0	2	5	4	6	3	1
Willems, Jonathan	.263	55	217	30	57	13	4	8	39	7	54	0	21
Yon, Edwin	.263	18	57	8	15	2	1	4	11	5	21	1	1
Team Total	.259	68	2284	350	592	101	17	52	311	234	572	24	101

Pitcher	W-L	ERA	G	GS	CG	SHO	SV	IP	H	R	ER	BB	SO
Bennett, Connor	3-0	0.86	15	0	0	0	6	21.0	10	3	2	6	28
Bono, Michael	0-0	16.62	6	0	0	0	0	4.1	2	9	8	13	3
Cachutt, Manuel	2-1	4.15	16	0	0	0	1	30.1	39	19	14	15	15
D'Andrea, Jerry	2-3	3.20	16	0	0	0	2	19.2	11	12	7	14	27
De La Fuente, Daniel	0-1	4.32	4	2	0	0	0	16.2	14	15	8	8	12
Diaz, Alexis	3-3	3.02	11	9	0	0	0	53.2	51	22	18	18	67
German, Uarlim	0-0	15.19	4	0	0	0	0	5.1	10	9	9	7	3
Gray, Josiah	2-2	2.58	12	12	0	0	0	52.1	39	17	15	17	59
Heatherly, Jacob	1-5	5.82	11	11	0	0	0	38.2	34	25	25	40	49
Heitler, Cory	2-0	2.50	14	0	0	0	1	18.0	18	7	5	3	19
Jones, Francis	2-2	6.92	13	0	0	0	0	39.0	43	32	30	15	43
Karcher, Ricky	0-3	8.33	10	10	0	0	0	31.1	46	35	29	27	22
Keller, Stephen	1-1	9.42	9	0	0	0	1	14.1	23	16	15	13	11
Knowles, Perez	0-0	5.73	9	0	0	0	0	11.0	10	10	7	11	14
Koch, Ian	0-0	1.17	6	0	0	0	0	7.2	6	2	1	4	8
McGregor, Justin	1-1	8.62	9	0	0	0	0	15.2	22	18	15	9	15
Medrano, Miguel	2-4	5.50	12	12	0	0	0	54.0	75	40	33	17	55
Moore, A.J.	2-1	5.72	12	1	0	0	0	28.1	31	22	18	13	26
Norman, Doug	0-1	9.53	6	0	0	0	0	5.2	7	7	6	5	4
Nova, Moises	1-0	5.59	9	0	0	0	0	9.2	9	7	6	5	10
Olson, Ryan	0-0	11.57	2	0	0	0	0	2.1	6	4	3	0	4
Quillen, Aaron	0-2	3.52	5	0	0	0	0	7.2	8	4	3	1	12
Rich, Josh	0-1	9.95	14	0	0	0	0	19.0	24	25	21	23	10
Richardson, Lyon	0-5	7.14	11	11	0	0	0	29.0	37	27	23	16	24
Salazar, Eduardo	2-0	6.57	4	0	0	0	0	12.1	10	9	9	6	11
Schneider, Johnnie	2-4	5.61	15	0	0	0	1	25.2	31	19	16	13	15
Wotell, Max	0-0	8.22	4	0	0	0	0	7.2	13	9	7	8	8
Team Total	28-40	5.47	68	68	0	0	12	580.1	619	424	353	327	574

Arizona League Reds (Rookie)

The Reds were highlighted in 2018 by switch-hitting 19 year-old outfielder **Danny Lantigua**, who led the team and finished among Arizona League leaders in several offensive categories, including home runs (8) and RBI (37) and extra-base hits (26).

Player	AVG	G	AB	R	H	2B	3B	HR	RBI	BB	SO	SB	E
Amador, Ranser	.224	28	85	8	19	2	1	0	9	5	29	7	5
Castro, Fidel	.315	17	54	9	17	4	2	1	5	8	23	2	1
Franco, Rafael	.256	33	82	10	21	5	0	0	3	8	25	6	3
Gomez, Elvis	.179	21	56	5	10	1	0	0	3	1	8	0	3
Guzman, Edward	.184	15	38	5	7	1	1	0	3	7	21	2	0
Lantigua, Danny	.223	52	197	26	44	12	6	8	37	13	75	5	8
Lopez, Luis	.226	29	84	14	19	2	0	1	7	8	24	4	5
McElroy, C.J.	.167	2	6	0	1	1	0	0	1	0	0	0	0
Olivo, Cristian	.157	38	140	14	22	3	3	2	11	4	61	4	4
Plaz, Peterson	.320	34	103	12	33	3	0	0	4	9	10	3	4
Reina, Carlos	.220	26	82	14	18	4	2	2	11	10	18	3	3
Remy, Danielito	.295	40	156	19	46	11	0	1	14	6	38	11	7
Reyes, Reyny	.293	43	157	21	46	5	0	2	14	8	37	5	6
Rodriguez, Alfredo	.250	6	20	3	5	3	0	0	3	1	3	0	0
Ruiz, Victor	.303	22	76	12	23	4	0	2	7	4	15	0	2
Santana, Debby	.250	50	188	23	47	7	4	6	25	10	44	0	18
Seminati, Leonardo	.240	27	96	12	23	1	0	3	10	6	29	0	5
Silverio, Isaias	.165	27	79	5	13	7	0	1	11	3	34	1	4
Taylor, Logan	.143	3	7	3	1	0	0	0	0	0	3	1	1
Tello, Jose	.296	7	27	5	8	4	0	1	4	0	9	0	1
Turner, Stuart	.269	8	26	2	7	2	0	0	5	6	6	2	1
Yon, Edwin	.227	25	88	12	20	6	2	0	9	11	36	2	0
Team Totals	.244	55	1847	234	450	88	21	30	196	128	548	58	92

Pitcher	W-L	ERA	G	GS	CG	SHO	SV	IP	H	R	ER	BB	SO
Abril, Juan Manuel	2-2	3.94	14	0	0	0	1	29.2	23	18	13	11	41
Aranguren, Frainger	4-1	4.01	16	0	0	0	1	33.2	31	17	15	9	29
Carreno, Carlos	2-6	6.75	10	10	0	0	0	32.0	38	28	24	16	30
Conoropo, Omar	1-3	4.91	17	4	0	0	0	40.1	46	26	22	9	40
Davis, Rookie	0-0	6.75	2	2	0	0	0	6.2	9	5	5	2	10
De La Fuente, Daniel	0-5	3.00	10	5	0	0	0	39.0	28	21	13	21	32
German, Uarlim	0-2	5.02	11	0	0	0	1	14.1	17	10	8	13	11
Gonzalez, Alberto	1-2	4.76	15	0	0	0	1	22.2	23	13	12	15	24
Hanson, Nick	0-1	4.50	3	3	0	0	0	4.0	3	2	2	1	2
Machorro, Carlos	0-0	0.00	3	1	0	0	0	4.0	1	0	0	0	6
Mallen, Jorge	1-0	17.36	4	0	0	0	0	4.2	8	9	9	6	4
Mateo, Marvin	0-2	1.96	17	0	0	0	2	18.1	13	8	4	7	14
Maysonet, Yomil	0-1	15.19	4	2	0	0	0	5.1	14	11	9	4	5
Mojica, Ariel	0-1	4.67	10	0	0	0	1	17.1	21	12	9	7	15
Mota, Reinardo	0-0	8.72	14	0	0	0	0	21.2	33	23	21	14	12
Nino, Jeffry	1-2	5.19	16	0	0	0	0	26.0	31	17	15	12	20
Noriega, Orlando	0-5	5.09	14	12	0	0	0	53.0	59	43	30	24	48
Peguero, Francis	0-1	6.04	13	0	0	0	1	22.1	33	19	15	6	13
Rijo, Oliver	0-2	12.71	6	2	0	0	0	5.2	12	16	8	10	7
Salazar, Eduardo	0-1	5.29	7	6	0	0	0	17.0	17	12	10	6	15
Severino, Moises	0-0	9.00	5	0	0	0	0	5.0	6	6	5	9	4
Spartes, Luis	0-0	4.50	10	0	0	0	0	14.0	13	10	7	11	14
Stallings, Jesse	0-0	9.00	2	2	0	0	0	2.0	3	2	2	2	1
Valenzuela, Jose	1-1	8.18	7	2	0	0	0	11.0	14	11	10	4	9
Weiss, Zack	0-1	4.26	5	1	0	0	0	6.1	6	4	3	1	6
Wooten, Rob	0-3	8.16	7	3	0	0	0	14.1	24	16	13	1	15
Team Totals	13-42	5.43	55	55	0	1	8	470.1	526	359	284	221	427

MINOR LEAGUE PLAYERS

ABRIL, Juan - RHP AGE: 21; HT: 6-0; WT: 160; B/T: R/R; BORN: 3/11/98, Hato Mayor, DR. SIGNED BY: Felix Romero. RESIDES: Santo Domingo, DR. OBTAINED: Signed as a non-drafted free agent on 1/20/17.

Yr	Club	W-L	ERA	G	GS	CG	SHO	SV	IP	H	R	ER	HR	BB	SO	WP	BK
2017	DSL Reds-R	8-1	2.21	18	0	0	0	3	40.2	20	14	10	0	28	35	15	0
2018	AZL Reds-R	2-2	3.94	14	0	0	0	1	29.2	23	18	13	1	11	41	3	1
Minor League Totals - 2 yrs		10-3	2.94	32	0	0	0	4	70.1	43	32	23	1	39	76	18	1

ACOSTA, Jose - INF AGE: 19; HT: 5-10; WT: 170; B/T: S/R; BORN: 3/20/00, Santo Domingo, DR. SIGNED BY: Edgar Melo. RESIDES: Santo Domingo, DR. OBTAINED: Signed as a non-drafted free agent on 7/4/17.

Yr	Club	AVG	G	AB	R	H	2B	3B	HR	RBI	SH	SF	HB	BB	SO	SB	CS	E
2018	DSL Reds-R	.199	39	141	20	28	3	3	1	15	0	1	2	24	29	12	3	6

ADAMES, Jose - RHP AGE: 26; HT: 6-2; WT: 165 B/T: R/R; BORN: 1/17/93, La Romano, DR. SIGNED BY: Albert Gonzalez and Sandy Nin (Marlins). RESIDES: Santiago, DR. OBTAINED: Selected from Miami in the Triple-A Phase of the 2016 Rule 5 Draft. CAREER NOTES: Originally signed with the Marlins as a non-drafted minor league player on 8/24/10.

Yr	Club	W-L	ERA	G	GS	CG	SHO	SV	IP	H	R	ER	HR	BB	SO	WP	BK	
2011	DSL Marlins-R	4-2	2.82	13	2	0	0	1	44.2	41	22	14	2	18	25	6	2	
2012	GCL Marlins-R	1-1	5.40	12	0	0	0	0	15.0	19	9	9	2	12	7	4	0	
	DSL Marlins-R	1-0	2.78	5	1	0	0	0	22.2	22	12	7	0	10	16	2	0	
2013	GCL Marlins-R	1-3	2.51	14	3	0	0	1	32.1	26	16	9	0	13	33	2	0	
	Batavia-A	0-0	0.00	2	0	0	0	0	2.0	3	0	0	0	1	5	1	0	
2014	Batavia-A	4-0	1.32	7	2	0	0	0	27.1	26	6	4	0	11	28	1	1	
	Greensboro-A	2-2	3.07	10	8	0	0	0	44.0	46	23	15	4	18	38	2	0	
2015	Greensboro-A	1-3	2.35	8	8	0	0	0	38.1	34	14	10	3	17	26	1	0	
	Jupiter-A	5-6	4.69	18	16	0	0	0	78.2	85	47	41	0	38	64	10	0	
2016	Jupiter-A	1-5	6.00	36	0	0	0	7	48.0	51	33	32	2	27	43	3	0	
	Greensboro-A	0-0	--	1	0	0	0	0	0.0	1	2	2	0	1	0	1	0	
2017																		
Minor Totals - 6 yrs		20-22	3.65	126	40	0	0	9	353.0	354	184	143	13	166	285	33	3	

ADAMS, Jesse - LHP AGE: 25; HT: 5-11; WT: 170; B/T: L/L; BORN: 8/12/93, Toledo, OH. SIGNED BY: John Ceprini. RESIDES: Maumee, OH. OBTAINED: Selected in the 14th round of the 2016 First-Year Player Draft. CAREER NOTES: In 2017, ranked among all Midwest League relievers in fewest baserunners per 9ip (8.23, 1st), lowest walks per 9ip (1.29, 1st), highest strikeout per 9ip (10.67, 1st), opponents batting average (.201, 2nd) and GC (43, 5th). PERSONAL: Played collegiately at Boston College, where he finished among school career leaders in games and saves...earned a finance degree at BC...graduated from St. John's Jesuit High School & Academy in Toledo where, as a member of the baseball team he posted a 22-1 career record and was named 2012 Three Rivers Athletic Conference Player of the Year.

Yr	Club	W-L	ERA	G	GS	CG	SHO	SV	IP	H	R	ER	HR	BB	SO	WP	BK
2016	Dayton-A	0-0	4.50	2	0	0	0	0	4.0	3	2	2	0	3	4	0	0
	Billings-R	1-2	1.32	14	0	0	0	0	13.2	8	5	2	0	4	13	1	0
2017	Dayton-A	5-2	2.44	43	0	0	0	6	70.0	50	21	19	6	11	83	1	0
2018	Dayton-A	2-1	4.4	10	1	0	0	0	14.1	17	9	7	0	4	10	2	0
	Dayton-A	0-0	15.43	2	0	0	0	0	2.1	4	4	4	1	2	3	1	0
Minor League Totals - 3yrs		8-5	2.93	71	1	0	0	6	104.1	82	41	34	7	24	113	5	0

ADLEMAN, Tim - RHP AGE: 31; HT: 6-5; WT: 210; B/T: R/R; BORN: 11/13/87, Staten Island, NY. SIGNED BY: Chris Gale (Orioles). RESIDES: Wilton, CT. OBTAINED: Signed as a minor league free agent on 1/23/19. CAREER NOTES: In 2018, pitched for the Samsung Lions in the Korean Baseball Organization...in 2017, ranked 16th in the National League in HR allowed (29 in 122.1 innings)...led the Reds in losses, innings pitched, hits allowed, runs and earned runs allowed, HR allowed and strikeouts...his 7 quality starts tied Homer Bailey for third on the staff behind Scott Feldman (9) and Luis Castillo (8)...went 5-9, 5.47 in 20 starts and 0-2, 5.82 in 10 relief apps...made all 20 starts over consecutive apps from 4/21-8/7...beginning 8/12 made his last 9 apps of the season in relief (0-2, 6.92, 13ip, 13h, 10er, 7bb, 10k, 4hr)...made 3 relief apps of at least 3.0 innings, the most on the bullpen staff, with a season high of 4.0 innings in his season debut (4/16 vs Mil, 2h, 1er, 0bb, 5k, 1hr)...from 5/31-8/7 allowed at least 1 HR in 13 consecutive starts (18hr), 2 shy of the franchise and National League records for consecutive apps allowing at least 1 homer (15gs, NL record shared by Cin's Ramon Ortiz, 5/1-7/17, 2005)...on 4/16 vs Mil made his season debut with his first Major League relief appearance, then made 20 consecutive starts until the relief appearance on 8/12 at Mil...made his 20th career start in his 5-2 win on 5/26 at Phi (8ip, 1h, 0r, 2bb, 4k)...didn't allow a hit after Andres Blanco's first-inning single and retired 21 of his last 23 batters (2bb), including a streak of 16 straight snapped by Blanco's walk leading off the seventh inning...became the first Reds pitcher to earn a win in which he went at least 8.0 innings and allowed no more than one hit, within his first 20 Major League starts, since 1999 (Ron Villone, 5th & 9th starts)...in relief on 8/12 at Mil pitched the 10th inning and suffered the walkoff loss on a bases-loaded, 2-out wild pitch...was the first wild pitch pitch of his career...retired the first batter in 8 of his 10 relief apps...stranded all 5 inherited baserunners...did not enter a game in a save situation...Reds went 10-20 in games in which he pitched...released by the Reds on 12/6 for the purpose of selling him to the Samsung Lions of the Korean Baseball Organization...in 2016, was 1 of 12 Reds players and 10 pitchers to make his Major League debut and 1 of a club-record 32 pitchers overall...beginning 8/16 made 9 consecutive starts while finishing the season in the Reds' starting rotation (3-3, 4.11)...from 5/20-8/1 was disabled with a strained left oblique...began season at Louisville, was promoted on 5/1...from 5/1-5/19 went 1-1, 3.72 in his first 4 Major League starts...in the fourth inning of that final start, on 5/19 vs Cle, left the game with the left oblique injury suffered on a pitch to Chris Gimenez...was disabled the next day...from 7/4-8/1 made 6 rehabilitation starts, 1 for the AZL Reds and then 5 straight for Louisville (1-1, 2.45)...on 8/2 was returned from the rehab assignment, reinstated from the DL and optioned to Louisville, where he made 2 more starts before he was promoted again on 8/16 to take Cody Reed's spot in the rotation...in his Major League debut, on 5/1 at PNC Park started the 11-inning, 6-5 win vs the Pirates in place of injured RHP Raisel Iglesias...led with a 3-1 lead but was charged with another run scored off Tony Cingrani...became the victim of a blown save when pinch hitter Matt Joyce's RBI-single off Caleb Cotham tied it at 3-3...the Reds won it in the 11th when Scott Schebler's RBI-double snapped the 5-5 tie...in the 5-1 win on 5/6 vs Mil combined with Tony Cingrani to become the first set of Reds pitchers to record a first career win and first career save in the same game since Joe Valentine saved Luke Hudson's 2-0 win on 8/20/04 at Ari...in the fourth inning of the 9-2 win on 8/19 vs LAD produced his first career hit and RBI, a 2-run double off Bud Norris that extended the Reds' lead to 5-0...was a non-roster invitee to Major League spring training camp, his first...in 2015, spent the season at Class AA Pensacola, where he was a mid-season Southern League All-Star...ranked among the SL leaders in ERA (3rd), wins (8th), starts (T4th), innings pitched (6th), WHIP (1.22, 3rd) and fewest baserunners per 9 innings for starters (11.11, 4th)...led the Blue Wahoos staff in wins, ERA, starts, innings pitched and strikeouts...among all Reds farmhands ranked fourth in ERA and T5th in wins...was named SL Pitcher of the Week after throwing 8.0 shutout innings (4h, 1bb, 5k, 101 pitches) in a 1-0 win at Mississippi on 6/27...the first week of August spent time on the disabled list with tendinitis in his right elbow...for the Reds in March made 1 relief appearance (1ip) in an exhibition game...in 2013, signed by the Reds to a minor league contract on 10/14...in 2012, released by the Orioles on 3/27...in 2010, selected by the Orioles

in the 24th round of the June 2010 first-year player draft...at short-season Class A Aberdeen, was a New York-Penn League All-Star in his first professional season... led the IronBirds' staff in starts (13), innings pitched (68.0) and strikeouts (62). **PERSONAL:** Last name rhymes with SADDLE-man...attended Georgetown University.

Yr	Club	W-L	ERA	G	GS	CG	SHO	SV	IP	H	R	ER	HR	BB	SO	WP	BK
2010	Aberdeen-A	2-4	3.44	13	13	0	0	0	68.0	52	31	26	6	25	62	2	0
2011	Delmarva-A	5-7	6.01	28	9	0	0	0	88.1	123	70	59	10	24	72	9	0
2012	El Paso-I	0-2	5.94	29	0	0	0	0	33.1	40	23	22	1	8	30	2	0
	Lincoln-I	0-0	3.86	5	0	0	0	0	7.0	8	6	3	0	4	8	0	0
2013	New Jersey-I	0-0	1.46	40	0	0	0	10	49.1	32	12	8	0	13	62	3	0
2014	Bakersfield-A	0-1	12.38	8	0	0	0	0	8.0	18	13	11	3	7	8	0	0
	Pensacola-AA	3-8	2.85	30	6	0	0	0	79.0	70	28	25	7	20	69	2	0
2015	Pensacola-AA	9-10	2.64	27	26	0	0	0	150.0	134	52	44	7	49	113	6	0
2016	AZL Reds-R	0-0	0.00	1	1	0	0	0	1.2	1	0	0	0	2	3	2	0
	Louisville-AAA	3-1	2.38	10	10	0	0	0	56.2	52	18	15	4	10	38	2	0
	CINNNATI	4-4	4.00	13	13	0	0	0	69.2	64	32	31	13	20	47	0	0
2017	Louisville-AAA	0-1	2.57	1	1	0	0	0	7.0	5	2	2	1	1	6	2	0
2018	Samsung-Korea	8-12	5.05	31	31	0	0	0	171.0	202	101	96	20	54	137	7	1
	Major League Totals	4-4	4.00	13	13	0	0	0	69.2	64	32	31	13	20	47	0	0
	Minor League Totals	22-32	3.57	118	66	0	0	0	458.2	455	214	182	38	138	371	25	0

AGUILERA, Gabriel - RHP AGE: 28; HT: 6-0; WT: 165; B/T: R/R; BORN: 8/19/00, Rio Caribe, VZ. **SIGNED BY:** Richard Castro and Bob Engle. **RESIDES:** Estado Bolivar, VZ. **OBTAINED:** Signed as a non-drafted free agent on 10/16/18. **CAREER NOTES:** 2019 will be his first professional season.

ALCANTARA, Wilmer - OF AGE: 17; HT: 6-0; WT: 160; B/T: L/L; BORN: 12/20/01, Santo Domingo, DR. **SIGNED BY:** Richard Jimenez. **RESIDES:** Barahona, DR. **OBTAINED:** Signed as a non-drafted free agent on 7/2/18. **CAREER NOTES:** 2019 will be his first professional season.

ALECIS, Luis - RHP AGE: 21; HT: 6-3; WT: 190; B/T: R/R; BORN: 6/7/97, San Cristobal, DR. **SIGNED BY:** Richard Jimenez. **RESIDES:** San Cristobal, DR. **OBTAINED:** Signed as a non-drafted free agent on 7/17/14. **CAREER NOTES:** In 2018, was selected as a Pioneer League full-season All-Star...named Pioneer League Pitcher of the Week for 6/25-7/1...led the Billings' staff in starts (14), innings pitched (59.0) and strikeouts (67, T2nd in PL)...in 2017, ranked Pioneer League leaders in opponents batting average (.241, 1st), wins (6, T3rd), WHIP (1.51, 4th) and ERA (5th, 5.11)...in 2016, ranked 10th in the Arizona League with a 3.26 ERA.

Yr	Club	W-L	ERA	G	GS	CG	SHO	SV	IP	H	R	ER	HR	BB	SO	WP	BK
2015	DSL Reds-R	1-1	3.23	15	14	0	0	0	61.1	52	28	22	1	27	64	7	3
2016	AZL Reds-R	2-2	3.26	12	7	0	0	0	47.0	44	25	17	2	19	50	9	0
2017	Billings-R	6-6	5.11	16	11	0	0	0	61.2	54	38	35	4	39	61	11	1
2018	Dayton-A	0-0	9.72	7	0	0	0	0	8.1	8	10	9	0	13	7	4	0
	Billings-R	3-4	4.42	14	14	0	0	0	59.0	49	35	29	2	31	67	7	0
	Minor League Totals - 4yrs	12-13	4.25	64	46	0	0	0	237.1	207	136	112	9	129	249	38	4

ALEIXO, Axel - OF AGE: 19; HT: 6-1; WT: 172; B/T: L/L; BORN: 9/11/99, Caracas, VZ. **SIGNED BY:** Jose Fuentes. **RESIDES:** Caracas, VZ. **OBTAINED:** Signed as a non-drafted free agent on 7/26/16.

Yr	Club	AVG	G	AB	R	H	2B	3B	HR	RBI	SH	SF	HB	BB	SO	SB	CS	E
2017	DSL Rojos-R	.233	56	193	28	45	4	3	3	19	0	4	2	34	27	8	4	3
2018	DSL Reds-R	.292	42	171	27	50	6	0	2	21	2	1	0	14	21	11	9	4
	Minor League Totals - 2 yrs	.261	98	364	55	95	10	3	5	40	2	5	2	48	48	19	13	7

ALMONTE, Sebastian - INF AGE: 19; HT: 6-0; WT: 185; B/T: R/R; BORN: Padre Las Casas, DR. **SIGNED BY:** Edgar Melo. **RESIDES:** Santo Domingo, DR. **OBTAINED:** Signed as a non-drafted free agent on 7/4/17.

Yr	Club	AVG	G	AB	R	H	2B	3B	HR	RBI	SH	SF	HB	BB	SO	SB	CS	E
2018	DSL Reds-R	.201	47	179	21	36	9	2	1	8	0	0	3	10	58	8	2	9

AMADOR, Ranser - INF AGE: 20; HT: 6-2; WT: 165; B/T: R/R; BORN: 3/15/99, Sabana Grande de Palenque, DR. **SIGNED BY:** Richard Jimenez. **RESIDES:** Hato Mayor del Rey, DR. **OBTAINED:** Signed as a non-drafted free agent on 6/15/16.

Yr	Club	AVG	G	AB	R	H	2B	3B	HR	RBI	SH	SF	HB	BB	SO	SB	CS	E
2017	DSL Reds-R	.210	55	167	18	35	5	1	1	11	2	1	2	16	48	8	2	9
2018	DSL Reds-R	.259	19	81	10	21	1	0	1	4	0	1	1	2	20	10	3	10
	AZL Reds-R	.224	28	85	8	19	2	1	0	9	0	1	5	29	7	2	5	
	Minor League Totals - 2 yrs	.225	102	333	36	75	8	2	2	24	2	4	23	47	95	27	4	

ANTONE, Tejay - RHP AGE: 25; HT: 6-4; WT: 220; B/T: R/R; BORN: 12/5/93, Oklahoma City, OK. **SIGNED BY:** Byron Ewing. **RESIDES:** Mansfield, TX. **OBTAINED:** Selected in the fifth round of the 2014 First-Year Player Draft. **CAREER NOTES:** In 2018, following the season was one of ten Reds minor leaguers to attend a leadership training program at West Point...in 2017, missed the entire season due to elbow injury...in 2016, ranked among Florida State League leaders in wins (14, 1st), starts (25, T1st), innings (151.1, 2nd) and ERA (3.51, 10th)...finished among all Reds minor league leaders in wins (T1st) and ERA (3.45, 4th)...was promoted to Louisville on 9/2...the next day at Indianapolis made his Triple-A debut and suffered the loss despite allowing just 1 run over 5.0 innings (3h, 3bb, 5k)...in 2015, led all minor league pitchers by inducing 26 GIDPs...was Reds Minor League Pitcher of the Month for May (2-2, 1.80, 6gs, 35ip, 12r/7er, 5bb, 30k) and a mid-season Midwest League All-Star...his 2.91 ERA ranked 7th among all Reds farmhands and 10th in the MWL...his 158.0 innings ranked 2nd in the Midwest League. **PERSONAL:** Graduated from Mansfield (TX) Legacy HS...played at Weatherford College (Texas) and TCU...originally drafted by the Mets in the 22nd round in 2012...father Tony played football and baseball at the University of Oklahoma and was a member of the Sooners' 1975 national championship team. **TWITTER:** @TejayAntone.

Yr	Club	W-L	ERA	G	GS	CG	SHO	SV	IP	H	R	ER	HR	BB	SO	WP	BK
2014	AZL Reds-R	0-0	4.70	3	2	0	0	0	7.2	12	5	4	1	2	6	3	0
	Billings-R	2-3	5.94	12	12	0	0	0	47.0	72	37	31	3	16	28	6	0
2015	Dayton-A	6-10	2.91	26	26	1	0	0	158.0	174	66	51	2	33	101	6	1
2016	Daytona-A	14-6	3.51	25	25	1	0	0	151.1	167	77	59	16	28	105	4	1
	Louisville-AAA	0-1	1.80	1	1	0	0	0	5.0	3	1	1	0	3	5	0	0
2017									(Injured - Did Not Pitch)								
2018	Daytona-A	6-3	4.03	17	17	0	0	0	96.0	95	48	43	6	29	82	8	2
	Minor League Totals - 4 yrs	28-23	3.66	84	83	2	0	0	465.0	523	234	189	28	111	327	27	4

AQUINO, Luis - RHP AGE: 17; HT: 6-2; WT: 160; B/T: R/R; BORN: 6/19/01, Santo Domingo, DR. SIGNED BY: Edgar Melo and Enmanuel Cartagena. RESIDES: San Cristobal, DR. OBTAINED: Signed as a non-drafted free agent on 7/2/18. CAREER NOTES: 2019 will be his first professional season.

ARANGUREN, Frainger - RHP AGE: 22; HT: 6-2; WT: 190; B/T: R/R; BORN: 3/17/97, Santa Cruz, VZ. SIGNED BY: Edgar Melo. RESIDES: Santa Cruz, Aragua, VZ. OBTAINED: Signed as a non-drafted free agent on 3/6/17.

Yr	Club	W-L	ERA	G	GS	CG	SHO	SV	IP	H	R	ER	HR	BB	SO	WP	BK
2017	DSL Reds-R	6-2	2.15	15	0	0	0	0	37.2	37	16	9	0	14	33	4	1
2018	AZL Reds	4-1	4.01	16	0	0	0	1	33.2	31	17	15	2	9	29	7	0
Minor League Totals - 2 yrs		10-3	3.03	31	0	0	0	1	71.1	68	33	24	2	23	62	11	1

BAUTISTA, Mariel - OF AGE: 21; HT: 6-3; WT: 170; B/T: R/R; BORN: 10/15/97, San Cristobal, DR. SIGNED BY: Richard Jimenez. RESIDES: San Cristobal, DR. OBTAINED: Signed as a non-drafted free agent on 11/5/14. CAREER NOTES: In 2018, rated by Baseball America (14) and MLB.com (21) as one of the Reds' top prospects...selected as a Pioneer League full-season all-star...led all Reds farmhands and ranked eighth in the Pioneer League with a .330 batting average...named Pioneer League Player of the Week for 7/30-8/5...his 25-game hitting streak from 7/30 to the end of the season was the longest of the season in the Pioneer League...in 2017, his .320 batting average ranked seventh in the Arizona League...in 2016, his .333 batting average ranked ninth in the Dominican Summer League.

Yr	Club	AVG	G	AB	R	H	2B	3B	HR	RBI	SH	SF	HB	BB	SO	SB	CS	E
2015	DSL Rojas-R	.259	51	170	33	44	10	3	2	25	2	2	5	20	43	6	2	7
2016	DSL Rojas-R	.333	62	237	40	79	16	4	3	35	0	3	10	22	36	13	4	8
2017	AZL Reds-R	.320	36	147	29	47	9	1	0	20	1	1	3	5	24	16	1	4
2018	Billings - R	.330	56	209	43	69	12	4	8	37	0	3	5	16	29	16	3	7
Minor League Totals - 4 yrs		.313	205	763	145	239	47	12	13	117	3	9	23	63	132	51	10	26

BAUTISTA, Wendolyn - RHP AGE: 26; HT: 6-0; WT: 185; B/T: R/R; BORN: 3/27/93, Yamasa, DR. SIGNED BY: Richard Jimenez. RESIDES: Santo Domingo, DR. OBTAINED: Signed as a non-drafted free agent on 12/12/12. CAREER NOTES: In 2018, went a combined 5-6 with a 6.27 ERA and 119 strikeouts in 115.1 innings with Class-A Dayton, Advanced-A Daytona and Triple-A Louisville...his 3.67 ERA ranked fifth among all Reds farmhands...in 2017, following the season pitched for Scottsdale in the prestigious Arizona Fall League...in 2016, named Midwest League Pitcher of the Week for 8/22-8/28...in 2015, his 2.64 ERA was good for 5th among all Reds minor leaguers...ranked among AZL leaders in strikeouts (55, 5th) and ERA (2.60, 8th).

Yr	Club	W-L	ERA	G	GS	CG	SHO	SV	IP	H	R	ER	HR	BB	SO	WP	BK
2013	DSL Rojas-R	1-10	5.63	14	12	0	0	0	56.0	54	47	35	4	33	57	8	1
2014	DSL Reds-R	4-4	3.22	14	14	1	0	0	72.2	74	39	26	1	16	53	8	0
2015	AZL Reds-R	3-1	2.60	13	4	0	0	0	55.1	54	23	16	3	12	55	1	1
	Billings-R	0-0	3.00	1	1	0	0	0	6.0	5	3	2	0	1	4	2	1
2016	Daytona-A	3-1	2.01	10	10	0	0	0	44.2	34	15	10	2	16	19	2	1
	Daytona-A	2-0	3.15	7	4	1	1	0	34.1	36	12	12	2	8	25	3	0
2017	Daytona-A	2-8	4.49	19	19	0	0	0	108.1	114	58	54	7	33	68	4	3
	Louisville-AAA	0-2	14.90	4	3	0	0	0	9.2	25	18	16	2	3	5	1	0
2018	Louisville-AAA	0-0	0	1	0	0	0	0	1.0	0	0	0	0	1	0	0	0
	Daytona-A	0-0	2.25	2	0	0	0	0	4.0	4	1	1	0	3	5	0	0
	Daytona-A	5-6	3.75	35	11	0	2	2	110.1	122	55	46	10	29	114	8	0
Minor League Totals - 6 yrs		20-32	3.91	120	78	2	1	2	502.1	522	271	218	31	155	405	37	7

BELL, Brantley - INF AGE: 24; HT: 6-3; WT: 180; B/T: R/R; BORN: 11/16/94, Pittsburgh, PA. SIGNED BY: Greg Zunino. RESIDES: Irvine, CA. OBTAINED: Selected in the 11th round of the 2015 First-Year Player Draft. CAREER NOTES: In 2018, was selected as a Florida State League midseason All-Star...in 2017, his 29 stolen bases ranked third among all Reds farmhands...in 2016, his 23 stolen bases ranked fifth among all Reds farmhands...in November was 1st of 12 Reds minor leaguers to attend a leadership training program at West Point. PERSONAL: Graduated from Mountain Pointe HS (Phoenix) where he helped lead the varsity baseball team to a state championship in 2011...served as team captain of the baseball team and football team...played collegiately at Ole Miss and State College of Florida...his father Jay was an 18-year big league veteran and served as Reds bench coach from 2014-2015. TWITTER: @BrantleyBell33.

Yr	Club	AVG	G	AB	R	H	2B	3B	HR	RBI	SH	SF	HB	BB	SO	SB	CS	E
2015	Billings-R	.275	62	229	30	63	16	2	0	34	3	1	3	25	58	14	6	13
2016	Daytona-A	.248	114	412	34	102	16	3	1	36	5	2	6	33	103	23	9	28
2017	Daytona-A	.240	63	229	25	55	13	1	2	32	0	3	3	21	72	15	5	0
	Daytona-A	.223	62	215	13	48	6	0	1	21	2	6	9	9	51	14	2	6
2018	Daytona-A	.251	117	407	50	102	21	3	7	54	2	3	5	31	75	21	5	22
Minor League Totals - 4 yrs		.248	418	1492	152	370	72	9	11	177	12	15	26	119	359	87	27	69

BELTRÉ, Allan - RHP AGE: 19; HT: 6-4; WT: 195; B/T: R/R; BORN: 9/12/99, Santo Domingo, DR. SIGNED BY: Edgar Melo. RESIDES: Santo Domingo, DR. OBTAINED: Signed as a non-drafted free agent on 7/3/17.

Yr	Club	W-L	ERA	G	GS	CG	SHO	SV	IP	H	R	ER	HR	BB	SO	WP	BK
DSL Reds-R	3-3	4.17	15	13	0	0	0	0	49.2	57	35	23	0	14	35	8	2

BELTRÉ, Michael - OF AGE: 23; HT: 6-3; WT: 180; B/T: S/R; BORN: 7/3/95, Santo Domingo, DR. SIGNED BY: Richard Jimenez. RESIDES: Santo Domingo, DR. OBTAINED: Signed as a non-drafted free agent on 2/7/13. CAREER NOTES: In 2018, ranked by MLB.com as the Reds' 19th-best prospect...while with Class-A Dayton, reached base safely in 31 consecutive games from 4/17-5/20 (.339, 38-for-112, 22bb)...was the longest on-base streak of the season in the Midwest League...in 2017, was selected as a Midwest League All-Star...ranked by MLB.com as the 28th-best prospect in the Reds system...in November was one of a dozen Reds minor leaguers to attend a leadership training program at West Point...in 2016, ranked fifth among all Reds farmhands with a .299 batting average...his 6 triples tied for the most in the Arizona League...following the season was ranked by Baseball America as the 23rd-best prospect in the Reds organization.

Yr	Club	AVG	G	AB	R	H	2B	3B	HR	RBI	SH	SF	HB	BB	SO	SB	CS	E
2013	DSL Rojas-R	.222	44	126	31	28	5	3	0	11	1	0	7	15	46	6	2	4
2014	DSL Rojas-R	.278	49	162	25	45	7	1	1	9	1	1	8	26	44	12	4	6
2015	AZL Reds-R	.220	28	82	6	18	3	0	1	7	0	0	1	5	27	5	1	0
2016	AZL Reds-R	.292	29	106	23	31	4	6	0	10	1	0	4	11	25	9	0	0
	Billings-R	.309	22	81	14	25	9	0	3	13	0	0	1	15	13	4	1	2
2017	Daytona-A	.238	117	407	51	97	14	6	3	36	7	0	2	49	89	9	9	4
2018	Daytona-A	.261	58	188	28	49	6	5	1	18	1	0	0	40	48	10	4	6
	Daytona-A	.297	47	165	27	49	7	3	4	19	2	2	2	29	37	12	1	6
Minor League Totals - 6 yrs		.260	394	1317	205	342	55	24	13	123	13	3	25	190	329	67	22	28

BENNETT, Connor - RHP AGE: 21; HT: 5-9; WT: 192; B/T: R/R; BORN: 4/10/97, Dekalb County, GA. SIGNED BY: John Poloni. RESIDES: Conyers, GA. OBTAINED: Selected in the 34th round of the 2015 First-Year Player Draft. CAREER NOTES: In 2016, ranked among all Arizona League relievers in appearances (20, T2nd), holds (4, T1st) and highest strikeout/9ip ratio (11.81; 5th, 35k/26.2ip). PERSONAL: Graduated from Buford HS (GA). TWITTER: @bennett_con.

Yr	Club	W-L	ERA	G	GS	CG	SHO	SV	IP	H	R	ER	HR	BB	SO	WP	BK
2015	AZL Reds-R	0-1	1.62	11	0	0	0	3	16.2	17	7	3	0	8	18	3	0
2016	AZL Reds-R	0-3	3.71	20	0	0	0	1	26.2	25	12	11	1	11	35	7	1
2017	Billings-R	0-1	3.20	22	0	0	0	0	39.1	27	15	14	4	23	62	9	0
2018	Greenville-R	3-0	0.86	15	0	0	0	6	21.0	10	3	2	0	6	28	1	0
	Dayton-A	1-1	5.27	8	0	0	0	0	13.2	16	8	8	2	6	14	0	0
	Billings-R	0-0	0	1	0	0	0	0	2.0	0	0	0	0	2	3	1	0
Minor League Totals - 4 yrs		4-6	2.87	77	0	0	0	10	119.1	95	45	38	7	56	160	21	1

BERGJANS, Tommy - RHP AGE: 26; HT: 6-1; WT: 190; B/T:R/R; BORN: 12/11/92, Torrance, CA. SIGNED BY: Rich DeLucia. RESIDES: Manhattan Beach, CA. OBTAINED: Acquired from the Phillies on 5/29/18 in exchange for cash considerations. CAREER NOTES: In 2018, made a combined 7 appearances in the Phillies organization before he was dealt to the Reds on 5/29 in exchange for cash...following the season was selected to pitch for Scottsdale in the prestigious Arizona Fall League but did not participate due to injury...in 2017, began season at Double-A Reading...promoted to Triple-A Lehigh Valley on 8/18 and was transferred back to Reading on 8/25...in 2016, spent the majority of the season at Class-A Rancho Cucamonga...from 5/12-5/19 was on DL with right thigh contusion...on 8/25 traded to Philadelphia from Los Angeles (NL) along with C.A.J. Ellis and a player to be named later (Joey Curletta) for C Carlos Ruiz and cash considerations...made one appearance for Class-A Clearwater...in 2015, made his professional debut with Rookie Ogden. PERSONAL: Played collegiately at Haverford College (PA) where he was a D3baseball.com All-American First Team (2014-15) and set several of the school's career and season pitching records...graduated from Loyola HS (Los Angeles).

Yr	Club	W-L	ERA	G	GS	CG	SHO	SV	IP	H	R	ER	HR	BB	SO	WP	BK
2015	Great Lakes-A	1-3	3.6	9	9	0	0	0	40.0	43	16	16	2	11	37	3	2
	Ogden-R	2-0	2.63	5	3	0	0	0	13.2	9	7	4	0	4	16	0	0
2016	Rancho Cucamonga-A	3-13	4.98	24	21	0	0	1	130.0	138	93	72	13	29	133	14	0
	Clearwater-A	1-0	1.35	1	0	0	0	0	6.2	3	1	1	1	1	5	0	0
2017	Lehigh Valley-AAA	0-1	7.2	1	1	0	0	0	5.0	3	4	4	1	3	3	0	0
	Reading-AA	1-6	6.57	12	11	0	0	0	50.2	64	41	37	13	14	40	6	0
2018	Daytona-A	5-2	3.66	14	14	0	0	0	78.2	70	33	32	5	16	51	3	0
	Reading-AA	0-0	1.8	3	0	0	0	0	5.0	4	1	1	0	3	0	1	0
	Clearwater-A	0-0	4.5	2	0	0	0	0	2.0	3	1	1	1	0	0	0	0
Minor League Totals - 4 yrs		13-25	4.56	71	59	0	0	1	331.2	337	197	168	36	81	285	27	2

BLACKBURN, Clayton - RHP AGE: 26; HT: 6-3; WT: 255; B/T:L/R; BORN: 1/6/93, Amarillo, TX. SIGNED BY: Dan Murray (Giants). RESIDES: San Antonio, TX. OBTAINED: Signed as a minor league free agent on 12/20/18. CAREER NOTES: Has 2 stints in the Major Leagues without making an appearance...in 2018, missed the entire season due to injury (right elbow surgery)...in 2017, on 4/16 was traded by the Giants to the Rangers in exchange for IF Frandy De La Rosa...did not appear at the Major League level with the Rangers from 7/31-8/2 despite being on the roster and warming up during one of those games...it marked his second big league stint in which he did not pitch (also: 5/12-5/15, 2016 with SF)...has 7 days of Major League service time...designated for assignment by the Giants on 4/11...on DL from 4/30-5/29 with left back strain...in 2016, entered the season ranked by Baseball America as the Giants' 8th-best prospect...did not play in his lone stint with the Giants' Major League club from 5/12-5/15...on DL from 7/15-7/26 with a right finger blister...in 2015, led the Pacific Coast League in winning pct (.714, 10-4) while ranking fourth in WHIP (1.293)...on DL from 4/9-5/6 with a right rotator cuff strain...won 9 of his last 10 decisions including an 8-1 mark and a 2.07 ERA over his final 13 starts beginning 6/29...belted his first professional home run on 7/29 off Las Vegas' Tyler Pili...added to the Giants' 40-man roster on 11/20...in 2014, on DL from 5/20-7/3 with left heel bruise...also on DL from 7/15-7/21 with a right thumb laceration...was a non-roster invite to the Giants' Major League camp...following the season pitched for Scottsdale in the prestigious Arizona Fall League...in 2013, selected as a California League All-Star...named Cal League Pitcher of the Week for period ending 7/28...in 2012, in his first full season at age 19, led the South Atlantic League with 143 strikeouts...his 2.54 ERA ranked second in the league...in 2011, made his pro debut and went 3-1 with a 1.08 ERA in 33.1ip. PERSONAL: Selected by the Giants in the 16th round of the 2011 First-Year Player Draft...graduated from Edmond Santa Fe High School in Edmond, OK.

Yr	Club	W-L	ERA	G	GS	CG	SHO	SV	IP	H	R	ER	HR	BB	SO	WP	BK
2011	AZL Giants-R	3-1	1.08	12	6	0	0	0	33.1	16	6	4	2	3	30	1	0
2012	Augusta-A	8-4	2.54	22	22	0	0	0	131.1	116	47	37	3	18	143	5	2
2013	San Jose-A	7-5	3.65	23	23	0	0	0	133.0	111	67	54	12	35	138	6	0
2014	AZL Giants-R	0-1	3.6	2	2	0	0	0	5.0	4	2	2	0	0	9	0	0
	Richmond-AA	5-6	3.29	18	18	0	0	0	93.0	94	40	34	1	20	85	6	3
2015	Sacramento-AAA	10-4	2.85	23	20	0	0	0	123.0	127	46	39	6	32	99	5	0
2016	Sacramento-AAA	7-10	4.36	25	23	0	0	0	136.1	142	76	66	18	35	101	4	0
2017	Sacramento-AAA	0-0	15	1	1	0	0	0	3.0	6	5	5	1	1	1	0	0
	Round Rock-AAA	6-2	4.65	19	18	0	0	0	93.0	99	49	48	4	25	78	10	0
2018	Injured								(Injured - Did Not Play)								
Minor League Totals - 7 yrs		46-33	3.46	145	133	0	0	0	751.0	715	338	289	47	169	684	37	5

BOSELLI, Robert - C AGE: 22 (turns 23 on 4/17); HT: 6-3; WT: 240; B/T: R/R; BORN: 4/17/96, Galloway, NJ. SIGNED BY: John Ceparini. RESIDES: Ventnor, NJ. OBTAINED: Selected in the 37th round of the 2018 First-Year Player Draft. CAREER NOTES: In 2018, made his professional debut with 3 stops in the Reds system (R-Billings, R-Greenville, A-Daytona). PERSONAL: Played collegiately at St. John's and Mercer County Community College...graduated from Holy Spirit HS (Absecon, NJ) where he was also a member of the football team.

Yr	Club	AVG	G	AB	R	H	2B	3B	HR	RBI	SH	SF	HB	BB	SO	SB	CS	E
2018	Greenville-R	.225	24	71	10	16	3	0	2	9	0	0	2	12	27	0	0	3
	Daytona-A	.000	1	3	0	0	0	0	0	0	0	0	0	0	3	0	0	0
	Billings-R	.167	5	12	2	2	0	0	0	0	0	0	0	2	3	0	0	0
Minor League Totals - 1 yr		.209	30	86	12	18	3	0	2	9	0	0	2	14	33	0	0	3



BOYLES, Ty - LHP AGE: 23; HT: 6-3; WT: 261; B/T: L/L; BORN: 9/30/95, Lancaster, CA. **SIGNED BY:** Rex De La Nuez. **RESIDES:** Palmdale, CA. **OBTAINED:** Selected in the 11th round of the 2013 First-Year Player Draft. **CAREER NOTES:** In 2018, following the season pitched for the Scottsdale Scorpions in the prestigious Arizona Fall League... in 2017, his 10 victories (T3rd) and 4.06 ERA (8th) ranked among all Reds farmhands. in 2015, named Pioneer League Pitcher of the Year and Pioneer League Postseason All-Star. **PERSONAL:** Graduated from Quartz Hill HS (CA) where he was named to the Los Angeles Daily News "All Area Team" and to the Southern Section Division III Team... as a senior went 9-0 with a 0.70 ERA in 70ip (120k, 20bb) and batted .459 (39-85) with 8 HR, 32 RBI and 34 runs scored...once tossed a no-hitter and belted a 3-run homer in the same game.

Yr	Club	W-L	ERA	G	GS	CG	SHO	SV	IP	H	R	ER	HR	BB	SO	WP	BK
2013	AZL Reds-R	0-0	1.80	14	0	0	0	0	30.0	24	11	6	1	10	31	3	0
2014	AZL Reds-R	4-2	3.35	13	5	0	0	0	45.2	30	22	17	3	16	52	6	0
2015	Billings-R	4-3	2.17	10	10	0	0	0	58.0	51	22	14	2	17	48	6	0
	Dayton-A	0-2	8.62	4	4	0	0	0	15.2	16	15	15	2	6	9	1	0
2016	Dayton-A	6-8	4.81	24	22	0	0	0	121.2	131	69	65	7	49	98	17	1
2017	Dayton-A	5-2	3.99	10	10	1	1	0	56.1	59	26	25	6	10	40	2	0
	Daytona-A	5-7	4.10	16	16	0	0	0	83.1	86	46	38	4	35	58	8	0
2018	Daytona-A	5-9	4.9	38	10	0	0	0	82.2	95	57	45	7	28	67	7	0
Minor League Totals - 6 yrs		29-33	4.1	129	77	1	1	0	493.1	492	268	225	32	171	403	50	1

BROWN, Cassidy - C AGE: 24; HT: 6-3; WT: 215; B/T: R/R; BORN: 7/21/94, Columbus, OH. **SIGNED BY:** Rick Ingalls. **RESIDES:** Merion Station, PA. **OBTAINED:** Selected in the 12th round of the 2016 First-Year Player Draft. **PERSONAL:** Played collegiately at Loyola Marymount where he was a semifinalist for the 2016 Gregg Olson Breakout Player of the Year...named the starting catcher for the East All-Stars in the 2015 Cape Cod League All-Star Game...graduated from Walsh Jesuit HS (Cuyahoga Falls, OH) where in 2013 was named Ohio high school player of the year by Max Preps. **TWITTER:** @C_Breezy33.

Yr	Club	AVG	G	AB	R	H	2B	3B	HR	RBI	SH	SF	HB	BB	SO	SB	CS	E
2016	Billings-R	.322	43	149	28	48	6	0	1	25	2	3	4	20	32	4	1	5
2017	Dayton-A	.166	83	277	31	46	13	0	4	29	2	3	6	33	67	4	0	6
2018	Daytona-A	.136	7	22	2	3	0	1	0	3	0	0	1	3	4	0	0	0
	Pensacola-AA	.175	30	97	6	17	3	0	1	5	0	1	0	7	38	0	0	2
Minor League Totals - 3 yrs		.209	163	545	67	114	22	1	6	62	4	7	11	63	141	8	1	13

BYRNE, Michael - RHP AGE: 21 (turns 22 on 4/16); HT: 6-3; WT: 205; B/T: R/R; BORN: 4/16/97, Boca Raton, FL. **SIGNED BY:** Sean Buckley. **RESIDES:** Orlando, FL. **OBTAINED:** Selected in the 14th round of the 2018 First-Year Player Draft. **CAREER NOTES:** In 2018, made his professional debut with 19 relief appearances for Advanced-A Daytona...placed on the DL on 8/27-through end of season with lat strain. **PERSONAL:** Played collegiately at the University of Florida where in 2018 was named NCBA Stopper of the Year, a Dick Howser Trophy semi-finalist, First Team All-American (Baseball America, D1Baseball.com, NCBAW, Perfect Game) and All-SEC First Team...graduated from Olympia HS (Orlando, FL) where he earned Class 8A Player of the Year in 2015 and compiled a 29-2 varsity pitching record over three seasons, including 2 no-hitters. **TWITTER:** @mikebyrne_17.

Yr	Club	W-L	ERA	G	GS	CG	SHO	SV	IP	H	R	ER	HR	BB	SO	WP	BK
2018	Daytona-A	1-1	1.25	19	0	0	0	0	21.2	19	5	3	0	10	17	3	0

CABRERA, Luis - 3B AGE: 17; HT: 6-3; WT: 180; B/T: R/R; BORN: 1/18/02, Santo Domingo, DR. **SIGNED BY:** Edgar Melo and Richard Jimenez. **RESIDES:** Santo Domingo, DR. **OBTAINED:** Signed as a non-drafted free-agent on 7/2/18. **CAREER NOTES:** 2019 will be his first professional season.

CACHUTT, Manuel - RHP AGE: 21; HT: 6-0; WT: 185; B/T: R/R; BORN: 6/7/97, Ciudad Bolivar, VZ. **SIGNED BY:** Edgar Melo. **RESIDES:** Cruce Con Calle, VZ. **OBTAINED:** Signed as a non-drafted free agent on 3/6/17.

Yr	Club	W-L	ERA	G	GS	CG	SHO	SV	IP	H	R	ER	HR	BB	SO	WP	BK
2017	DSL Reds-R	4-1	2.00	14	8	0	0	1	54.0	37	19	12	1	15	49	4	1
2018	Greenville-A	2-1	4.15	16	0	0	0	1	30.1	39	19	14	1	15	10	0	0
Minor League Totals - 2 yrs		6-2	2.77	30	8	0	0	2	84.1	76	38	26	2	30	64	14	1

CAMPBELL, Ryan - RHP AGE: 23; HT: 6-3; WT: 220; B/T: R/R; BORN: 1/11/96, Maywood, IL. **SIGNED BY:** Andy Stack. **RESIDES:** Indianapolis, IN. **OBTAINED:** Selected in the fifth round of the 2018 First-Year Player Draft. **CAREER NOTES:** In 2018, made his professional debut with 23 apps for Rookie Billings. **PERSONAL:** Played collegiately at Illinois-Chicago and Washburn Valley College (Mt. Carmel, IL)...graduated from Carmel HS (IN). **TWITTER:** @rcscup11.

Yr	Club	W-L	ERA	G	GS	CG	SHO	SV	IP	H	R	ER	HR	BB	SO	WP	BK
2018	Billings-R	3-3	3.65	23	1	0	0	1	37.0	28	16	15	3	10	34	5	0

CARENO, Carlos - RHP AGE: 20; HT: 6-2; WT: 174; B/T: R/R; BORN: 9/4/98, Puerto La Cruz, VZ. **SIGNED BY:** Jose Fuentes. **RESIDES:** Puerto La Cruz, VZ. **OBTAINED:** Signed as a non-drafted free agent on 9/28/15.

Yr	Club	W-L	ERA	G	GS	CG	SHO	SV	IP	H	R	ER	HR	BB	SO	WP	BK
2016	DSL Reds-R	0-0	18.00	2	0	0	0	0	3.0	6	6	6	0	1	4	2	0
	DSL Rojos-R	6-2	3.11	12	11	0	0	1	55.0	43	23	19	1	14	27	7	0
2017	DSL Rojos-R	6-3	2.76	13	13	0	0	0	65.1	54	23	20	0	18	57	6	2
	DSL Reds-R	1-0	0.00	1	1	0	0	0	5.0	1	0	0	0	0	8	0	0
2018	AZL Reds-R	2-6	6.75	10	10	0	0	0	32.0	38	28	24	2	16	30	1	0
Minor League Totals - 3 yrs		15-11	3.87	38	35	0	0	1	160.1	142	80	69	3	49	126	16	2

CASE, Cash - SS AGE: 19; HT: 6-1; WT: 200; B/T: L/R; BORN: 5/12/99. **SIGNED BY:** Sean Buckley. **RESIDES:** Mount Dora, FL. **OBTAINED:** Selected in the fourth round of the 2017 First-Year Player Draft. **PERSONAL:** His given first name is Mitchell...graduated from The First Academy HS (Orlando, FL)...speaks fluent Mandarin Chinese. **TWITTER:** @CashCase19.

Yr	Club	AVG	G	AB	R	H	2B	3B	HR	RBI	SH	SF	HB	BB	SO	SB	CS	E
2017	AZL Reds-R	.180	34	133	18	24	2	0	2	12	0	0	0	17	28	2	3	10
2018	Greenville-R	.314	12	51	8	16	2	2	1	12	0	0	1	3	13	0	0	1
	Billings-R	.221	25	95	12	21	2	2	0	5	1	0	4	9	22	0	1	7
Minor League Totals - 2 yrs		.219	71	279	38	61	6	4	3	29	1	0	5	29	63	2	4	18

CASTILLO, Zamil - LHP AGE: 19; HT: 5-10; WT: 160; B/T: L/L; BORN: 10/17/99, Santo Domingo, DR. **SIGNED BY:** Edgar Melo. **RESIDES:** Santo Domingo, DR. **OBTAINED:** Signed as a non-drafted free agent on 7/3/17.

Yr	Club	W-L	ERA	G	GS	CG	SHO	SV	IP	H	R	ER	HR	BB	SO	WP	BK
2018	DSL Reds-R	3-1	5.93	16	0	0	0	1	27.1	20	24	18	1	28	38	10	1

CASTRO, Fidel - OF AGE: 20; HT: 6-2; WT: 175; B/T: L; BORN: 12/26/98, Santo Domingo, DR. SIGNED BY: Richard Jimenez. RESIDES: Santo Domingo, DR. OBTAINED: Signed as a first-year minor league player on 5/30/16. CAREER NOTES: In 2018, selected as a Dominican Summer League All-Star.

Yr	Club	AVG	G	AB	R	H	2B	3B	HR	RBI	SH	SF	HB	BB	SO	SB	CS	E
2017	DSL Reds-R	.167	28	78	8	13	3	0	0	8	0	0	0	9	29	2	2	2
	DSL Rojos-R	.279	20	61	8	17	5	1	1	14	0	1	2	8	14	1	0	2
2018	DSL Reds-R	.262	35	122	21	32	10	6	3	22	0	0	4	25	42	2	2	4
	AZL Reds-R	.315	17	54	9	17	4	2	1	5	0	0	1	8	23	2	1	1
Minor League Totals - 2 yrs		.251	100	315	46	79	22	9	5	49	0	1	7	50	108	7	5	9

CEDROLA, Lorenzo - OF AGE: 21; HT: 5-11; WT: 170; B/T: R/R; BORN: 1/12/98, Caracas, VZ. SIGNED BY: Alex Requena & Eddie Romero (Red Sox). RESIDES: Guatire, VZ. OBTAINED: Acquired from the Red Sox on 7/2/18 in exchange for international amateur signing bonus pool space. CAREER NOTES: In 2018, batted a combined .292 with a .332 on-base pct and a .382 slugging pct with 23 stolen bases in 95 games split between Rookie Greenville and Class-A Dayton... was acquired from the Red Sox on 7/2 in exchange for international cap space... in 2017, entered the season ranked by MLB.com (17) and Baseball America (24) as one of Boston's best prospects... named South Atlantic League midseason All-Star... ranked 3rd among Red Sox minor leaguers and 6th in the SAL in batting average (.285)... named Red Sox Minor League Baserunner of the Month for April... in 2016, led the Gulf Coast League in hits (62) and doubles (14)... did not commit a single error (125 TC)... named Red Sox Minor League Defensive Player of the Month for August/September... in 2015, named Red Sox Latin Program Player of the Year in his professional debut... named Red Sox Minor League Baserunner of the Month for June... originally signed with the Red Sox as an international free agent on 2/7/15.

Yr	Club	AVG	G	AB	R	H	2B	3B	HR	RBI	SH	SF	HB	BB	SO	SB	CS	E
2015	DSL Red Sox2-R	.321	67	265	61	85	8	7	1	31	0	1	23	23	33	27	7	1
2016	GCL Red Sox-R	.290	53	214	33	62	14	1	2	21	1	2	10	11	28	9	4	0
2017	Greenville-R	.285	92	354	47	101	18	3	4	34	3	2	9	11	48	19	7	3
2018	Greenville-R	.318	50	211	40	67	17	3	0	22	3	3	7	5	29	10	8	4
	Dayton-A	.260	45	169	13	44	4	2	1	11	4	2	4	9	28	13	7	0
Minor League Totals - 4 yrs		.296	307	1213	194	359	61	16	8	119	11	10	53	59	166	78	33	8

CERDA, Allan - OF AGE: 19; HT: 6-3; WT: 170; B/T: R/R; BORN: 11/24/99, New York, NY. SIGNED BY: Felix Romero. RESIDES: Santo Domingo, DR. OBTAINED: Signed as a non-drafted free agent on 7/3/17.

Yr	Club	AVG	G	AB	R	H	2B	3B	HR	RBI	SH	SF	HB	BB	SO	SB	CS	E
2018	DSL Reds-R	.272	51	173	35	47	11	0	6	34	0	2	14	25	45	3	2	0

CHAVEZ, Alberti - SS AGE: 23; HT: 5-9; WT: 182; B/T: R/R; BORN: 7/21/95, Maracaibo, Zulia, VZ. SIGNED BY: Miguel Nava. RESIDES: Maracaibo, Zulia, VZ. OBTAINED: Signed as a non-drafted free agent on 10/3/11.

Yr	Club	AVG	G	AB	R	H	2B	3B	HR	RBI	SH	SF	HB	BB	SO	SB	CS	E
2012	DSL Reds-R	.314	46	159	14	50	11	1	0	16	1	3	0	12	18	9	4	13
2013	AZL Reds-R	.209	41	163	11	34	6	0	0	9	2	1	2	7	29	8	1	7
	Bakersfield-A	.172	9	29	1	5	0	0	0	1	0	0	0	0	8	1	2	0
2014	Billings-R	.206	31	107	13	22	4	0	0	6	3	0	1	5	18	1	2	8
2015	AZL Reds-R	.265	41	117	8	31	4	2	0	11	0	1	0	8	22	2	1	10
	Dayton-A	.400	3	10	3	4	2	1	0	1	0	0	0	1	3	0	0	0
2016	Dayton-A	.333	3	9	1	3	2	0	1	3	0	1	0	0	0	0	0	0
	Billings-R	.303	38	99	17	30	4	0	1	11	0	2	0	6	28	3	3	3
2017	Pensacola-AA	.141	33	64	3	9	2	0	0	5	0	0	0	7	26	0	1	2
2018	Daytona-A	.182	33	110	8	20	1	1	1	6	1	2	3	5	33	0	1	4
	Pensacola-AA	.217	28	60	4	13	0	0	0	1	1	0	0	2	11	0	1	3
Minor League Totals - 7rs		.238	306	927	83	221	36	5	3	70	8	10	6	53	196	24	16	50

CLEMENTINA, Hendrik - C AGE: 21; HT: 6-0; WT: 165; B/T: R/R; BORN: 6/17/97, Willemstad, Curacao. SIGNED BY: Dodgers. RESIDES: Willemstad, Curacao. OBTAINED: Acquired by the Reds from the Dodgers on 7/31/17 along with OF Scott Van Slyke in exchange for LHP Tony Cingrani. CAREER NOTES: In 2018, named Reds Minor League Player of the Month for May... selected as a Midwest League midseason and postseason All-Star... named by MLB.com as a Reds Organizational All-Star... rated by Baseball America as the Reds' 22nd-best prospect... his 18 homers ranked 4th among all Reds minor leaguers... in 2017, selected to the Pioneer League midseason and postseason All-Star teams... on 7/31 was traded by the Dodgers to the Reds along with OF Scott Van Slyke in exchange for LHP Tony Cingrani... in 2014, named to the Dominican Summer League All-Star team.

Yr	Club	AVG	G	AB	R	H	2B	3B	HR	RBI	SH	SF	HB	BB	SO	SB	CS	E
2014	DSL Dodgers-R	.275	49	182	22	50	11	1	2	18	0	1	5	6	32	3	3	7
2015	AZL Dodgers-R	.284	26	81	12	23	5	0	0	10	0	2	2	7	22	1	1	3
2016	AZL Dodgers-R	.217	44	157	22	34	4	1	6	23	0	2	2	14	42	2	0	6
2017	Ogden-R	.370	24	92	17	34	5	0	4	25	1	2	3	10	16	0	0	1
	Billings-R	.240	27	96	13	23	6	0	2	10	0	1	2	7	25	0	0	2
2018	Dayton-A	.268	96	340	38	91	22	1	18	59	0	4	2	30	99	1	0	5
Minor League Totals - 5 yrs		.269	266	948	124	255	53	3	32	145	1	12	16	74	236	7	4	24

COLMENAREZ, Samuel - INF AGE: 19; HT: 5-10; WT: 160; B/T: S/R; BORN: 7/23/99, Carabobo, VZ. SIGNED BY: Edgar Melo and Emmanuel Cartagena. RESIDES: Carabobo, VZ. OBTAINED: Signed as a non-drafted free agent on 7/4/17.

Yr	Club	AVG	G	AB	R	H	2B	3B	HR	RBI	SH	SF	HB	BB	SO	SB	CS	E
2018	DSL Reds-R	.213	42	127	15	27	2	1	1	7	0	1	2	16	40	7	4	16

CONORORO, Omar - LHP AGE: 20; HT: 6-0; WT: 200; B/T: S/L; BORN: 5/27/98, Maracay, VZ. SIGNED BY: Jose Fuentes. RESIDES: Maracay, VZ. OBTAINED: Signed as a minor league free agent on 9/28/15.

Yr	Club	W-L	ERA	G	GS	CG	SHO	SV	IP	H	R	ER	HR	BB	SO	WP	BK
2016	DSL Rojos-R	1-1	3.09	17	1	0	0	0	43.2	38	24	15	1	19	49	14	0
2017	DSL Rojos-R	2-5	3.38	13	13	1	0	0	64.0	78	34	24	5	14	56	4	0
2018	AZL Reds-R	1-3	4.91	17	4	0	0	0	40.1	46	26	22	4	9	40	7	1
Minor League Totals - 3 yrs		4-9	3.71	47	18	1	0	0	148.0	162	84	61	10	42	145	25	1

COX, Andy - LHP AGE: 25; HT: 6-2; WT: 185; B/T: R/L; BORN: 10/23/93, Memphis, TN. SIGNED BY: Brad Meador. RESIDES: Arlington, TN. OBTAINED: Selected in the seventh round of the 2016 First-Year Player Draft. CAREER NOTES: In 2018, following the season was one of ten Reds minor leaguers to attend a leadership training program at West Point...limited to 19 games due to left shoulder injury and subsequent surgery...in 2016, ranked 73rd in the Pioneer League with 24 apps. PERSONAL: Played collegiately at the University of Tennessee where he set the school record for most career apps (91)...graduated from Saint Benedict at Auburndale High School (Memphis, TN). TWITTER: @andycoc44.

Yr	Club	W-L	ERA	G	GS	CG	SHO	SV	IP	H	R	ER	HR	BB	SO	WP	BK
2016	Billings-R	3-0	4.59	24	0	0	0	1	33.1	33	22	17	0	20	27	8	0
2017	Dayton-A	3-1	1.64	22	0	0	0	3	22.0	18	4	4	0	11	33	1	0
2018	Dayton-A	1-2	7.43	13	1	0	0	1	13.1	16	13	11	2	6	12	3	1
	Billings-R	0-1	1.35	6	0	0	0	0	6.2	5	3	1	0	5	8	1	0
Minor League Totals - 3 yrs		7-4	3.94	65	1	0	0	5	75.1	72	42	33	2	42	80	13	1

CRAWFORD, Jonathon - RHP AGE: 27; HT: 6-2; WT: 205; B/T: R/R; BORN: 11/11/91, Stuart, FL. SIGNED BY: James Rough (Tigers). RESIDES: Okeechobee, FL. OBTAINED: Acquired by the Reds along with IF Eugenio Suarez in a 12/11/14 trade that sent RHP Alfredo Simon to the Tigers. CAREER NOTES: In 2018, missed the entire season due to right elbow surgery...in 2016, in November was one of a dozen Reds minor leaguers to attend a leadership training program at West Point...in 2015, ranked by MLB.com as the organization's 17th-best prospect...made just 5 starts, all between 6/29-7/19, because of a torn labrum in his right shoulder that required surgery on 8/4...was a non-roster invitee to Major League spring training camp and didn't appear in an exhibition game because of the injury...rehabbed in Goodyear through rehabilitation starts on 6/29, 7/3 and 7/8...came off the disabled list on 7/13 and made 2 starts for Class A Daytona before the injury led to season-ending surgery...in 2014, at Class A West Michigan was a Midwest League All-Star and MWL Pitcher of the Week for 5/20-5/26...among the league leaders ranked sixth in ERA (2.85) and fourth in opponents' BA (.220)...in 2013, in his first professional season, at Class A Connecticut was a New York-Penn League All-Star...as a junior at the University of Florida went 3-6, 3.84 while leading the Gators' staff with 15 starts, 86.2 innings and 69 strikeouts. PERSONAL: Attended the University of Florida, where he made 5 apps as a freshman and went 6-2, 3.13 in 19 apps as a sophomore...in the Gators' NCAA tournament opener in 2012 threw a no-hitter vs Bethune-Cookman and helped lead his club to the College World Series (1-0, 2.30, 13k)...also in the summer of 2012 pitched for USA Baseball's collegiate national team and earned the International Performance of the Year Award.

Yr	Club	W-L	ERA	G	GS	CG	SHO	SV	IP	H	R	ER	HR	BB	SO	WP	BK
13	Connecticut-A	0-2	1.89	8	8	0	0	0	19.0	15	5	4	0	9	21	2	0
14	West Michigan-A	8-3	2.85	23	23	0	0	0	123.0	93	41	39	3	50	85	10	0
15	Daytona-A	0-1	8.44	2	2	0	0	0	5.1	5	5	5	0	3	6	1	1
	AZL Reds-R	0-0	4.32	3	3	0	0	0	8.1	8	5	4	0	1	8	1	0
16	AZL Reds-R	0-0	3.00	6	6	0	0	0	15.0	15	6	5	0	8	10	0	0
	Daytona-A	1-3	6.35	6	6	0	0	0	22.2	28	19	16	1	13	9	4	0
17	Daytona-A	0-10	5.65	22	22	1	0	0	87.2	93	70	55	11	79	44	13	0
Minor League Totals - 5 yrs		9-19	4.10	70	70	1	0	0	281.0	257	151	128	15	163	183	31	1

CROOK, Narciso - OF AGE: 23; HT: 6-3; WT: 220; B/T: R/R; BORN: 7/12/95, Nabus, DR. SIGNED BY: Lee Seras RESIDES: Trenton, NJ. OBTAINED: Selected in the 23rd round of the 2013 First-Year Player Draft. CAREER NOTES: In 2018, following the season was one of ten Reds minor leaguers to attend a leadership training program at West Point. PERSONAL: Attended Trenton Central HS...played collegiately at Gloucester County College where in a single game went 5-for-6 with 4 HR and 7 RBI...step-father is former NFL WR Alvis Darby...cousin is former MLB catcher Angel Pena. TWITTER: @ThatOutfielder.

Yr	Club	AVG	G	AB	R	H	2B	3B	HR	RBI	SH	SF	HB	BB	SO	SB	CS	E
2014	AZL Reds-R	.255	42	149	27	38	9	2	4	20	0	3	1	13	45	12	1	3
2015	Dayton-A	.236	105	381	42	90	19	5	9	47	2	1	3	15	103	13	3	6
2016	Dayton-A	.244	23	82	12	20	4	0	3	7	0	0	2	6	23	2	1	2
2017	Daytona-A	.213	36	136	8	29	6	1	4	17	0	1	2	10	41	3	2	1
2018	Daytona-A	.208	15	48	5	10	2	1	1	3	0	0	3	3	11	1	1	0
	Daytona-A	.263	25	80	11	21	10	1	3	19	0	2	1	9	27	3	0	1
	Pensacola-AA	.286	63	161	18	46	5	2	2	22	1	3	3	18	41	4	4	0
Minor League Totals - 5 yrs		.245	309	1037	123	254	55	12	26	135	3	10	15	74	291	38	12	13

CUEVAS, Andry - RHP AGE: 20; HT: 6-4; WT: 185; B/T: R/R; BORN: 8/4/98, Santana, DR. SIGNED BY: Richard Jimenez. RESIDES: Jimani, DR. OBTAINED: Signed as a first-year minor league player on 10/15/16.

Yr	Club	W-L	ERA	G	GS	CG	SHO	SV	IP	H	R	ER	HR	BB	SO	WP	BK
2017	DSL Reds-R	1-3	4.30	12	5	0	0	0	37.2	23	21	18	2	23	43	4	0
2018	DSL Reds-R	2-2	5	19	0	0	0	3	27.0	16	18	15	0	26	31	10	0
Minor League Totals - 2 yrs		3-5	4.59	31	5	0	0	3	64.2	39	39	33	2	49	74	14	0

CURLIS, Connor - LHP AGE: 22; HT: 6-1; WT: 180; B/T: L/L; BORN: 1/29/96, Findlay, OH. SIGNED BY: Ben Jones. RESIDES: Findlay, OH. OBTAINED: Selected in the 24th round of the 2018 First-Year Player Draft. CAREER NOTES: In 2018, made his professional debut with 16 apps at Rookie Billings. PERSONAL: Played collegiately at Ohio State...graduated from Findlay HS (OH) where he was the 2015 Pitcher of the Year in Three Rivers Athletic Conference...his cousin, Tyler, played baseball at Wittenburg then became a minor league umpire...his cousin, Chad, played baseball at Bowling Green State University. TWITTER: @ocurlis9.

Yr	Club	W-L	ERA	G	GS	CG	SHO	SV	IP	H	R	ER	HR	BB	SO	WP	BK
2018	Billings-R	3-0	4.56	16	1	0	0	0	25.2	23	16	13	1	10	33	1	0

DAAL, Calten- INF AGE: 25; HT: 6-2; WT: 176; B/T: R/R; BORN: 8/1/93, Willemsted, Curacao, Netherlands Antilles. SIGNED BY: Jim Stoekel. RESIDES: Willemsted, Curacao, Netherlands Antilles. OBTAINED: Signed as a non-drafted free agent on 8/1/12. CAREER NOTES: In 2018, limited to 4 games due to right shoulder injury...in 2017, did not play due to injury...in November was one of a dozen Reds minor leaguers to attend a leadership training program at West Point...in 2016, in an injury-plagued season made just 40 apps, including 29 starts at SS for Double-A Pensacola...was disabled 3 times, once with a concussion and twice with a strained right shoulder...on 4/8 was disabled with a concussion suffered the day before Opening Day vs Mississippi when he was hit by a Lucas Sims pitch...made his last appearance of the season on 7/8...in 2015, at high Class A Daytona made 59 starts at 2B and 53 starts at SS...ranked second on the club in stolen bases and among all Reds farmhands ranked sixth in batting average...didn't play after 8/19 because of a fractured facial bone suffered when he was hit by a pitch...in March made 1 exhibition appearance for the Reds...on 12/18 was invited to 2016 Major League spring training camp, his first...in 2014, at Class A Dayton was a mid-season Midwest League All-Star...missed the last month of the season with a sprained left wrist. PERSONAL: His legal first name is Carlton but prefers the nickname of Calten...is from the same hometown as former Red and current Yankees SS Didi Gregorius...speaks English, Spanish, Dutch and Papiamentu, a Creole language containing elements of English, Spanish, Dutch, Portuguese and French in addition to Arawakan and African languages. TWITTER: @02Caltten.

Yr	Club	AVG	G	AB	R	H	2B	3B	HR	RBI	SH	SF	HB	BB	SO	SB	CS	OBP	SLG	E
13	AZL Reds-R	.143	6	21	3	3	0	0	0	3	0	0	0	1	6	0	0	.182	.143	0
	Billings-R	.224	15	49	4	11	1	0	0	4	1	0	0	3	13	2	0	.269	.245	4
14	Dayton-A	.296	95	345	46	102	10	3	1	29	5	0	1	19	60	13	3	.334	.351	39
15	Daytona-A	.270	112	381	38	103	6	0	0	30	6	4	3	21	61	21	5	.311	.286	22
16	Pensacola-AA	.310	40	116	15	36	3	1	1	6	1	0	1	9	26	5	1	.365	.379	9
17																				
18	Daytona-A	.333	4	15	3	5	1	0	0	0	0	0	0	3	0	0	0	.333	.400	2
	Minor League Totals - 6 yrs	.280	272	927	109	260	21	4	2	72	13	4	5	53	169	41	9	.322	.318	76

D'ANDREA, Jerry - LHP AGE: 22; HT: 6-1; WT: 185; B/T: L/L; BORN: 5/23/96, Ridgewood, NJ. SIGNED BY: Lee Seras. RESIDES: Ridgewood, NJ. OBTAINED: Signed as a non-drafted free agent on 6/15/18. CAREER NOTES: In 2018, made his pro debut with 16 apps for Rookie Greenville. PERSONAL: Pitched collegiately at Ramapo College where he was team captain in 2018 and a teammate of 2018 Reds' 34th round pick Cory Heitler...earned 1st Team All-Conference in 2018 by D3baseball.com...graduated from Ramapo with a degree in environmental science...attended Ridgewood HS (NJ). TWITTER: @JerryDAndrea2.

Yr	Club	W-L	ERA	G	GS	CG	SHO	SV	IP	H	R	ER	HR	BB	SO	WP	BK
2018	Greenville-R	2-3	3.2	16	0	0	0	2	19.2	11	12	7	0	14	27	3	0

DAVIS, Noah - RHP AGE: 21 (turns 22 on 4/22); HT: 6-2; WT: 195; B/T: R/R; BORN: 4/22/97, Newport Beach, CA. SIGNED BY: Rick Ingalls. RESIDES: Huntington Beach, CA. OBTAINED: Selected in the 11th round of the 2018 First-Year Player Draft. CAREER NOTES: In 2018, did not make his professional debut due to injury (right elbow surgery)...selected by D1 Baseball as the 53rd best college prospect in the draft. PERSONAL: Played collegiately at UC Santa Barbara...graduated from Huntington Beach HS.

DE JESUS, Jhon - RHP AGE: 22; HT: 6-4; WT: 180; B/T: R/R; BORN: 1/9/97, Villa Altagracia, DR. SIGNED BY: Richard Jimenez. RESIDES: Santo Domingo, DR. OBTAINED: Signed as a non-drafted free agent on 12/19/14.

Yr	Club	W-L	ERA	G	GS	CG	SHO	SV	IP	H	R	ER	HR	BB	SO	WP	BK
2015	DSL Rojos-R	4-5	3.35	13	11	0	0	0	51.0	45	23	19	0	23	42	11	3
2016	DSL Rojos-R	4-4	2.85	13	13	0	0	0	72.2	68	33	23	2	18	49	8	0
2017	Billings-R	2-4	5.79	15	15	0	0	0	60.2	62	42	39	7	30	58	11	2
2018									(Did Not Play)								
	Minor League Totals - 3 yrs	10-13	3.95	41	39	0	0	0	184.1	175	98	81	9	71	149	30	5

DE LA CRUZ, Eilly - SS AGE: 17; HT: 6-2; WT: 150; B/T: S/R; BORN: 1/11/02, Sabana Grande de Boya, DR. SIGNED BY: Richard Jimenez. RESIDES: Santo Domingo, DR. OBTAINED: Signed as a non-drafted free agent on 7/2/18. CAREER NOTES: 2019 will be his first professional season.

DE LA FUENTE, Daniel - RHP AGE: 21; HT: 6-2; WT: 210; B/T: R/R; BORN: 7/18/97, Chihuahua, MX. SIGNED BY: Hector Otero. RESIDES: Chihuahua, MX. OBTAINED: Signed as a non-drafted free agent on 8/22/17.

Yr	Club	W-L	ERA	G	GS	CG	SHO	SV	IP	H	R	ER	HR	BB	SO	WP	BK
2017	Toros de Tijuana	1-0	0	3	0	0	0	0	4.0	2	0	0	0	1	6	1	0
2018	AZL Reds-R	0-5	3	10	5	0	0	0	39.0	28	21	13	0	21	32	9	1
	Greenville-R	0-1	4.32	4	2	0	0	0	16.2	14	15	8	0	8	12	3	0
	Minor League Totals	0-6	3.4	14	7	0	0	0	55.2	42	36	21	0	29	44	12	1
	Mexican League Totals	1-0	0	3	0	0	0	0	4.0	2	0	0	0	1	6	1	0

DEMURIAS, Eddy - RHP AGE: 21; HT: 6-0; WT: 184; B/T: R/R; BORN: 8/1/97, Miami, FL. SIGNED BY: Jimmy Moran. RESIDES: Miami, FL. OBTAINED: Selected in the 27th round of the 2018 First-Year Player Draft. CAREER NOTES: In 2018, made his professional debut with 20 relief appearances for Rookie Billings...selected as a Pioneer League midseason All-Star. PERSONAL: Played collegiately at the University of South Carolina, Miami Dade College and the University of Florida...was a member of the 2017-18 Spring SEC Academic Honor Roll...graduated from Miami Killian HS (FL). TWITTER: @DatDudeED5.

Yr	Club	W-L	ERA	G	GS	CG	SHO	SV	IP	H	R	ER	HR	BB	SO	WP	BK
2018	Billings-R	1-5	4.97	20	0	0	0	3	29.0	33	22	16	2	10	25	3	1

DIAZ, Alexis - RHP AGE: 22; HT: 6-2; WT: 170; B/T: R/R; BORN: 9/28/96, Humacao, PR. SIGNED BY: Will Harford. RESIDES: Naguabo, PR. OBTAINED: Selected in the 12th round of the 2015 First-Year Player Draft. CAREER NOTES: In 2018, his 67 strikeouts ranked second in the Appalachian League...in 2016, missed the entire season recovering from "Tommy John surgery" (5/24/16)...in 2015, Baseball America recognized him as the top-ranked pre-draft prospect from Puerto Rico. PERSONAL: Is the younger brother of Mets pitcher Edwin Diaz.

Yr	Club	W-L	ERA	G	GS	CG	SHO	SV	IP	H	R	ER	HR	BB	SO	WP	BK
2015	AZL Reds-R	0-1	1.38	9	0	0	0	0	13.0	8	6	2	1	5	11	5	1
2016									(Injured - Did Not Play)								
2017	AZL Reds-R	2-3	4.94	13	4	0	0	0	31.0	31	21	17	2	13	40	4	3
2018	Greenville-R	3-3	3.02	11	9	0	0	0	53.2	51	22	18	6	18	67	6	1
	Minor League Totals - 3 yrs	5-7	3.41	33	13	0	0	0	97.2	90	49	37	9	36	118	15	5

DIAZ, Carlos - LHP AGE: 27; HT: 6-3; WT: 190; B/T: L/L; BORN: 2/3/92, La Vega, DR. SIGNED BY: Indians. RESIDES: Laveen, AZ. OBTAINED: Signed a minor league contract on 7/10/18. TRANSACTION HISTORY: Signed by Cleveland as a non-drafted free agent on 4/2/12...released by Cle on 3/18/14...signed by Miami as a minor league free agent on 8/8/17...selected by Oakland from Mia in the Triple-A Phase of the Rule 5 Draft on 12/14/17...released by Oak on 3/25/18...signed by Cincinnati as a minor league free agent on 7/10/18. CAREER NOTES: In 2018, made 18 apps for the Kansas City T-Bones of the American Association (0.48era, 18.2ip, 1er, 27k)...in 2017, made 21 apps for the Independent Gary SouthShore RailCats...in 2016, made 4 apps for the Independent Tucson Saguaros.

Yr	Club	W-L	ERA	G	GS	CG	SHO	SV	IP	H	R	ER	HR	BB	SO	WP	BK
2012	DSL Indians-R	2-5	1.59	12	11	0	0	0	51.0	28	16	9	3	25	49	5	0
2013	AZL Indians-R	1-2	7.62	11	0	0	0	0	13.0	12	12	11	0	10	15	2	0
2017	GCL Marlins-R	0-0	0	2	2	0	0	0	2.0	1	0	0	0	0	1	0	0
	Greensboro-A	0-0	0	3	0	0	0	0	4.1	2	0	0	0	3	6	1	0
2018	Daytona-A	0-1	3.22	20	0	0	0	1	22.1	14	10	8	1	7	37	1	1
	Minor League Totals	3-8	2.72	48	13	0	0	1	92.2	57	38	28	4	45	108	9	1

DIAZ, Yoel - RHP AGE: 20; HT: 6-1; WT: 190; B/T: R/R; BORN: 1/9/99, Maracay, Aragua, VZ. SIGNED BY: Richard Castro and Bob Engle. RESIDES: Maracay, Aragua, VZ. OBTAINED: Signed as a first-year minor league player on 4/6/16.

Yr	Club	W-L	ERA	G	GS	CG	SHO	SV	IP	H	R	ER	HR	BB	SO	WP	BK
2016	DSL Rojas-R	0-2	5.70	20	0	0	0	2	42.2	48	30	27	3	20	38	7	0
2017	DSL Reds-R	1-1	6.66	13	0	0	0	3	25.2	21	22	19	3	17	22	3	1
	DSL Rojas-R	1-0	0.00	1	0	0	0	0	3.1	4	0	0	0	2	2	1	1
2018	DSL Reds-R	3-1	2.76	17	0	0	0	4	29.1	20	12	9	1	9	35	0	0
Minor League Totals - 3 yrs		5-4	4.9	51	0	0	0	9	101.0	93	64	55	7	48	97	11	2

DUARTE, Jose - C AGE: 25 (turns 26 on 4/23); HT: 6-2; WT: 222; B/T: R/R; BORN: 4/23/93, Maracay, Aragua, VZ. SIGNED BY: Jose Fuentes. RESIDES: Maracay, Aragua, VZ. OBTAINED: Signed as a non-drafted free agent on 10/14/10.

Yr	Club	AVG	G	AB	R	H	2B	3B	HR	RBI	SH	SF	HB	BB	SO	SB	CS	E
2011	VSL Reds-R	.281	42	135	12	38	9	0	1	20	2	1	6	10	35	1	1	6
2012	DSL Reds-R	.195	40	113	14	22	1	3	0	10	4	0	2	15	39	4	1	7
2013	AZL Reds-R	.178	29	90	6	16	5	0	0	6	1	1	1	6	22	0	1	6
2014	AZL Reds-R	.200	4	10	1	2	0	0	1	2	0	0	0	1	1	0	0	1
	Billings-R	.236	18	55	4	13	2	0	1	8	0	0	1	2	13	0	0	2
2015	Billings-R	.178	22	73	5	13	3	0	0	7	0	0	0	1	22	0	0	0
2016	Pensacola-AA	.308	4	13	4	4	0	0	1	3	0	0	0	0	4	0	0	0
	Dayton-A	.214	29	98	4	21	1	0	1	8	0	0	0	7	29	0	0	4
2017	Pensacola-AA	.200	3	5	0	1	0	0	0	0	0	0	0	0	3	0	0	0
	Dayton-A	.083	3	12	1	1	0	0	0	1	0	0	0	0	5	0	0	0
	Louisville-AAA	.205	13	44	2	9	0	0	0	6	0	0	0	0	7	0	0	1
Minor League Totals - 7 yrs		.219	201	631	52	138	21	3	5	70	7	2	10	42	180	5	3	27

DUNNE, Ryan - RHP AGE: 24; HT: 6-3; WT: 220; B/T: L/R; BORN: 3/17/95, Peoria, IL. SIGNED BY: Andy Stack. RESIDES: Peoria, IL. OBTAINED: Signed as a non-drafted free agent on 6/25/18. CAREER NOTES: In 2018, made his professional debut with 16 relief appearances for Rookie Billings...his 5 saves ranked T3rd in the Pioneer League. PERSONAL: Played collegiately at Western Illinois where in 2018 was named to the Second Team All-Summit League...also attended Missouri State University and John A. Logan Community College...his father, Mike, pitched in parts of 5 big league seasons and was the runner-up to the 1987 National League Rookie of the Year Award after going 13-6 with a 3.03 ERA in 23 starts for Pittsburgh.

Yr	Club	W-L	ERA	G	GS	CG	SHO	SV	IP	H	R	ER	HR	BB	SO	WP	BK
2018	Billings-R	2-0	2.66	16	0	0	0	5	23.2	14	8	7	0	9	26	3	0

DYKSTRA, James - RHP AGE: 28; HT: 6-3; WT: 207; B/T: R/R; BORN: 11/22/90, San Diego, CA. SIGNED BY: George Kachigian (White Sox). RESIDES: Poway, CA. OBTAINED: Signed as a minor league free agent on 2/5/19. FULL BIO: Can be found on the last page of this section, Page 288.

ELIZALDE, Sebastian - OF AGE: 27; HT: 6-0; WT: 195; B/T: L/R; BORN: 11/20/91, Guaymas, MX. SIGNED BY: Tony Arias. RESIDES: Chihuahua, MX. OBTAINED: Signed as a minor league free agent on 5/7/13. CAREER NOTES: In 2018, on 5/2 was loaned to Monterrey...was returned to the Reds following the conclusion of the Mexican League season...on 10/1 was released by the Reds but on 11/19 was re-signed to a minor league contract...in 2017, in his first season at Class AAA received the Mary E. Barney Award as Louisville's Most Valuable Player...led the Bats in games (134), at bats (506), hitting (.277), hits (140), triples (6) and multi-hit games (41)...ranked among the International League leaders in games (4th), at bats (T2nd), hits (T3rd), triples (T3rd) and intentional walks (5, T1st)...struck out in 12.5% of his plate apps, fifth-lowest in the IL...reached base safely in 103 of his 134 apps and hit safely in 87 games...joined Brandon Dixon as the only 2 players to spend the entire season on the Bats' roster...in his first Major League spring training camp hit .276 in 18 apps (4 2b, 5rb)...on 12/4 was invited to 2018 Major League spring training camp...played for Culiacan in the Mexican Winter League (67g, .380, 17 2b, 2 3b, 5hr, 36rb, 16sb)...in 2016, spent the season at Class AA Pensacola, where he led the Blue Wahoos with 121 hits...his .297 batting average ranked second in the Southern League and seventh among all Reds minor leaguers...following the season played for Culiacan in Mexican Winter League (.54g, .231, 9 2b, 1 3b, 1hr, 22rb, 3sb)...on 12/9 was invited to 2017 Major League spring training camp, his first...in 2015, at Class A Daytona was a mid-season Florida State League All-Star and FSL Player of the Week for 6/9-6/15...from 4/22-5/6 recorded a 14-game hitting streak (20-58, .345)...in 2014, in his first season with the Reds was an MiLB.com Organization All-Star...spent the season at Class A Dayton and Bakersfield...ranked among all Reds farmhands in RBI (71, 3rd), HR (16, T4th) and batting average (.289, 7th)...2010-2013: Played for Sultanes de Monterrey in the Mexican League...was signed by the Reds in May 2013, then missed most of that minor league season following "Tommy John" surgery on his right elbow.

TWITTER: @S_Elizalde24.

Yr	Club	AVG	G	AB	R	H	2B	3B	HR	RBI	SH	SF	HB	BB	SO	SB	CS	E
2010	Sultanes de Monterrey	.333	11	3	1	1	0	0	0	0	0	0	0	0	0	0	0	0
2011	Sultanes de Monterrey	.306	26	36	8	11	3	0	1	5	0	2	1	2	6	0	0	1
2012	Sultanes de Monterrey	.276	74	134	25	37	9	4	2	14	1	1	1	15	37	7	3	1
2013	Sultanes de Monterrey	.328	36	116	24	38	5	0	3	10	1	0	1	5	22	5	3	0
2014	Bakersfield-A	.272	66	243	35	66	17	1	9	37	0	2	3	19	44	10	7	3
	Dayton-A	.311	55	183	29	57	12	1	7	34	1	2	2	41	48	9	10	4
2015	Dayton-A	.253	128	474	58	120	28	5	10	77	0	8	4	39	107	9	1	3
2016	Pensacola-AA	.297	111	408	55	121	16	3	5	54	3	7	2	18	61	5	1	3
2017	Louisville-AAA	.277	134	506	39	140	15	6	8	60	6	5	7	35	70	4	2	11
2018	Louisville-AAA	.254	21	71	11	18	6	0	2	11	0	0	2	4	9	2	2	0
	Sultanes de Monterrey	.297	21	74	15	22	1	0	2	8	0	0	1	16	11	2	1	#N/A
	Sultanes de Monterrey	.333	54	189	43	63	11	2	10	38	2	4	3	29	28	8	6	#N/A
Minor League Totals		.277	515	1885	227	522	94	16	41	273	10	24	20	156	339	29	23	24
Mexican League Totals		.312	222	552	116	172	29	6	18	75	4	7	7	67	104	32	13	2

ESCOBOZA, Edward - RHP AGE: 23; HT: 6-5; WT: 185; B/T: R/R; BORN: 12/5/95, Gaspar Hernandez, DR. SIGNED BY: Richard Jimenez. RESIDES: Gaspar Hernandez, DR. OBTAINED: Signed as a non-drafted free agent on 1/27/15.

Yr	Club	W-L	ERA	G	GS	CG	SHO	SV	IP	H	R	ER	HR	BB	SO	WP	BK
2015	DSL Rojas-R	3-8	6.11	18	9	0	0	0	56.0	66	49	38	5	25	60	6	1
2016	DSL Reds-R	1-2	2.92	13	13	0	0	0	64.2	63	27	21	2	18	60	3	0
2017	AZL Reds-R	2-0	4.33	14	1	0	0	1	43.2	40	22	21	4	9	59	3	0
	Billings-R	0-0	27.00	1	0	0	0	0	1.2	6	5	5	1	1	1	0	0
2018	Billings-R	3-0	5.55	21	0	0	0	1	35.2	43	26	22	6	8	35	2	0
Minor League Totals - 4 yrs		10-10	4.51	71	23	0	0	2	213.1	222	130	107	18	66	231	15	1

FAIRCHILD, Stuart - OF AGE: 23; HT: 6-0; WT: 200; B/T: R/R; BORN: 3/17/96, Seattle, WA. SIGNED BY: Perry Smith. RESIDES: Seattle, WA. OBTAINED: Selected in the second round of the 2017 First-Year Player Draft. CAREER NOTES: In 2018, following the season was rated by MLB.com (11) and Baseball America (10) as one of the Reds' top prospects...was selected as a Midwest League midseason All-Star...in 2017, ranked by both Baseball America and MLB.com as the 16th-best prospect in the Reds organization...named by Baseball America as the best defensive outfielder in the Reds system...in November was one of a dozen Reds minor leaguers to attend a leadership training program at West Point. PERSONAL: Played collegiately at Wake Forest where he was a 2017 consensus first-team All-American and a 2017 Golden Spikes Award semifinalist...did not commit an error during his freshman and junior seasons (288 total chances)...originally drafted by the Nationals in the 38th round in 2014...attended the 2019 Reds Caravan. TWITTER: @stustuuu.

Yr	Club	AVG	G	AB	R	H	2B	3B	HR	RBI	SH	SF	HB	BB	SO	SB	CS	E
2017	Billings-R	.304	56	204	36	62	5	4	3	23	0	0	11	19	35	12	4	3
2018	Daytona-A	.250	63	220	25	55	14	1	2	20	0	3	2	17	63	6	2	0
	Daytona-A	.277	67	235	40	65	12	5	7	37	0	2	8	31	65	17	4	0
Minor League Totals - 2 yrs		.276	186	659	101	182	31	10	12	80	0	5	21	67	163	35	10	3

FALCON, Andres - RHP AGE: 21; HT: 6-3; WT: 165; B/T: R/R; BORN: 10/22/97, Nizao, DR. SIGNED BY: Richard Jimenez. RESIDES: Nizao, DR. OBTAINED: Signed as a first-year minor league player on 6/15/16.

Yr	Club	W-L	ERA	G	GS	CG	SHO	SV	IP	H	R	ER	HR	BB	SO	WP	BK
2018	DSL Reds-R	3-2	3.03	15	3	0	0	1	35.2	38	21	12	0	19	41	3	0

FERNANDEZ, Ilvin - SS AGE: 17; HT: 6-1; WT: 160; B/T: R/R; BORN: 9/8/01, San Francisco de Macoris, DR. RESIDES: San Francisco de Macoris, DR. OBTAINED: Signed as a non-drafted free-agent on 7/2/18. CAREER NOTES: 2019 will be his first professional season.

FINOL, Claudio - INF AGE: 18 (turns 19 on 4/13); HT: 5-11; WT: 150; B/T: R/R; BORN: 4/13/00, Maracaibo, VZ. SIGNED BY: Jose Fuentes. RESIDES: Maracaibo, VZ. OBTAINED: Signed as a first-year minor league player on 7/7/16.

Yr	Club	AVG	G	AB	R	H	2B	3B	HR	RBI	SH	SF	HB	BB	SO	SB	CS	E
2017	DSL Reds-R	.300	58	200	35	60	10	4	1	21	3	2	4	23	19	6	4	7
2018	Greenville-R	.294	49	177	26	52	7	0	0	16	1	3	2	9	32	1	1	13
Minor League Totals - 2 yrs		.297	107	377	61	112	17	4	1	37	4	5	6	32	51	7	5	20

FOSSAS, Aaron - RHP AGE: 26; HT: 6-1; WT: 195; B/T: R/R; BORN: 9/2/92, Wellesley, MA. SIGNED BY: Brad Meador. RESIDES: Atlanta, GA. OBTAINED: Signed as a non-drafted free agent on 6/13/16. CAREER NOTES: In 2017, received the Reds Minor League Community Service Award...selected as a Midwest League All-Star...ranked among league leaders with 44 appearances (T3rd). PERSONAL: Pitched at Wake Forest, where he was a 2-year team captain...underwent "Tommy John" surgery in March 2015...graduated from Holy Name Central Catholic High School (Worcester, MA), where he was a member of the National Honor Society and earned honor awards in English, anatomy and physiology, Spanish and math...was class vice president as a freshman and sophomore...his mother and father both ran track and cross country at Brandeis University...his uncle Tony Fossas is a former Major League pitcher and currently coaching in the Reds' system. TWITTER: @aaronfossas.

Yr	Club	W-L	ERA	G	GS	CG	SHO	SV	IP	H	R	ER	HR	BB	SO	WP	BK
2016	AZL Reds-R	2-0	2.55	18	2	0	0	2	24.2	12	11	7	0	8	31	4	0
2017	Daytona-A	4-1	2.43	44	0	0	0	6	66.2	61	20	18	1	16	49	1	0
2018	Daytona-A	5-2	5.4	42	0	0	0	2	58.1	58	39	35	3	27	39	8	0
Minor League Totals - 3 yrs		11-3	3.61	104	2	0	0	10	149.2	131	70	60	4	51	119	13	0

FRANCO, Jose - RHP AGE: 18; HT: 6-2; WT: 175; B/T: R/R; BORN: 11/25/00, Aragua, VZ. SIGNED BY: Richard Castro and Bob Engle. RESIDES: Aragua, VZ. OBTAINED: Signed as a non-drafted free agent on 10/16/18. CAREER NOTES: 2019 will be his first professional season.

FRANCO, Rafael - OF AGE: 17; HT: 6-2; WT: 155; B/T: R/R; BORN: 6/20/01, Chihuahua, MX. SIGNED BY: Hector Otero. RESIDES: Chihuahua, MX. OBTAINED: Signed as a non-drafted free agent on 1/18/18.

Yr	Club	AVG	G	AB	R	H	2B	3B	HR	RBI	SH	SF	HB	BB	SO	SB	CS	E
2018	AZL Reds-R	.256	33	82	10	21	5	0	0	3	0	0	4	8	25	6	1	3

GARCIA, Emilio - OF AGE: 19; HT: 6-2; WT: 200; B/T: R/R; BORN: 6/15/99, Santo Domingo, DR. SIGNED BY: Felix Romero. RESIDES: Santo Domingo, DR. OBTAINED: Signed as a non-drafted free agent on 7/4/17. PERSONAL: On 11/3/18, was involved in a fatal car accident near Boca Chica, DR that claimed the life of teammate Jairo Capellan and seriously injured teammate Raul Hernandez...along with Hernandez, was transferred to a hospital in Miami for surgery and recovery.

Yr	Club	AVG	G	AB	R	H	2B	3B	HR	RBI	SH	SF	HB	BB	SO	SB	CS	E
2018	DSL Reds-R	.205	47	171	18	35	7	1	0	11	0	0	6	20	60	1	1	6

GARCIA, Jose - INF AGE: Turns 21 on April 5; HT: 6-2; WT: 175; B/T: R/R; BORN: 4/5/98, Havana, Cuba. SIGNED BY: Tony Arias. RESIDES: Pompano Beach, FL. OBTAINED: Signed as a non-drafted free agent on 6/8/17. CAREER NOTES: In 2018, was Midwest League Player of the Week from 8/13-8/19...ranked by Baseball America (12) and MLB.com (13) as one of the Reds' top prospects...in 2017, ranked by MLB.com (11th) and Baseball America (12th) as one of the best prospects in the Reds organization.

Yr	Club	AVG	G	AB	R	H	2B	3B	HR	RBI	SH	SF	HB	BB	SO	SB	CS	E
2018	Daytona-A	.245	125	482	61	118	22	4	6	53	3	1	12	19	112	13	9	28

GERALDO, Jeferson - OF AGE: 16; HT: 6-3; WT: 183; B/T: R/R; BORN: 7/31/02, Puerto Plata, DR. SIGNED BY: Victor Nova and Richard Jimenez. RESIDES: Puerto Plata, DR. OBTAINED: Signed as a non-drafted free agent on 9/1/18. CAREER NOTES: 2019 will be his first professional season.

GERMAN, Uarlim - RHP AGE: 22; HT: 6-5; WT: 215; B/T: R/R; BORN: 8/2/96, San Cristobal, DR. SIGNED BY: Emmanuel Cartagena. RESIDES: San Cristobal, DR. OBTAINED: Signed as a non-drafted free agent on 2/7/17.

Yr	Club	W-L	ERA	G	GS	CG	SHO	SV	IP	H	R	ER	HR	BB	SO	WP	BK
2017	DSL Rojos-R	2-3	3.38	19	0	0	0	3	37.1	22	17	14	1	24	29	6	2
2018	AZL Reds-R	0-2	5.02	11	0	0	0	1	14.1	17	10	8	0	13	11	1	0
	Greenville-R	0-0	15.19	4	0	0	0	0	5.1	10	9	9	3	7	3	3	0
Minor League Totals - 2 yrs		2-5	4.89	34	0	0	0	4	57.0	49	36	31	4	44	43	10	2

GHYZEL, John - RHP AGE: 22; HT: 6-5; WT: 200; B/T: R/R; BORN: 5/18/96, Centerville, VA . **SIGNED BY:** Lee Seras. **RESIDES:** Centerville, VA. **OBTAINED:** Selected in the 18th round of the 2017 First-Year Player Draft. **CAREER NOTES:** In 2018, was selected as a Midwest League midseason and full-season All-Star...named by Baseball America as the Midwest League's Best Reliever...his 19 saves ranked first in the Midwest League and second among all Reds minor leaguers. **PERSONAL:** Played collegiately at the University of Rochester...graduated from Westfield HS (Chantilly, VA).

Yr	Club	W-L	ERA	G	GS	CG	SHO	SV	IP	H	R	ER	HR	BB	SO	WP	BK
2017	AZL Reds-R	1-0	1.74	9	0	0	0	3	10.1	7	4	2	0	3	15	1	0
	Billings-R	0-0	9.26	8	0	0	0	0	11.2	16	17	12	1	6	11	3	0
2018	Dayton-A	3-7	4.4	42	0	0	0	19	45.0	42	23	22	3	31	58	4	0
Minor League Totals		4-7	4.84	59	0	0	0	22	67.0	65	44	36	4	40	84	8	0

GOMEZ, Elvis - C AGE: 19; HT: 6-0; WT: 170; B/T: R/R; BORN: 5/27/99, San Felix, VZ. **SIGNED BY:** Jose Fuentes. **RESIDES:** Puerto de Ordaz, VZ. **OBTAINED:** Signed as a non-drafted free agent on 7/6/15.

Yr	Club	AVG	G	AB	R	H	2B	3B	HR	RBI	SH	SF	HB	BB	SO	SB	CS	E
2016	DSL Rojas-R	.300	3	10	4	3	0	0	0	1	0	0	1	2	3	0	0	1
2017	DSL Rojas-R	.238	35	101	12	24	3	0	0	5	0	0	4	8	11	1	1	3
2018	AZL Reds-R	.179	21	56	5	10	1	0	0	3	1	0	2	1	8	0	1	3
Minor League Totals - 3 yrs		.222	59	167	21	37	4	0	0	9	1	0	7	11	22	1	2	7

GONZALEZ, Alberto - RHP AGE: 19; HT: 6-1; WT: 180; B/T: R/R; BORN: 7/26/99, Laredo, TX. **SIGNED BY:** Charles Aliano. **RESIDES:** Laredo, TX. **OBTAINED:** Selected in the 18th round of the 2018 First-Year Player Draft. **PERSONAL:** Graduated from Alexander HS (Laredo, TX) **TWITTER:** @Albertgonz23.

Yr	Club	W-L	ERA	G	GS	CG	SHO	SV	IP	H	R	ER	HR	BB	SO	WP	BK
2018	AZL Reds-R	1-2	4.76	15	0	0	0	1	22.2	23	13	12	0	15	24	10	2

GONZALEZ, Luis M. - SS AGE: 24; HT: 6-0; WT: 181; B/T: R/R; BORN: 7/28/94, Esperanza, Valverde, DR. **SIGNED BY:** Richard Jimenez. **RESIDES:** Esperanza, Valverde, DR. **OBTAINED:** Signed as a non-drafted free agent on 9/21/12. **CAREER NOTES:** In 2017, was Florida State League Player of the Week for 8/28-9/4...his .283 BA ranked seventh among all Reds farmhands...in 2016, hit safely in 14 consecutive games from 8/20 through the end of the season (19-53, .358).

Yr	Club	AVG	G	AB	R	H	2B	3B	HR	RBI	SH	SF	HB	BB	SO	SB	CS	E
2013	DSL Rojas-R	.235	67	264	32	62	10	4	2	28	2	1	4	12	30	18	14	32
2014	AZL Reds-R	.277	32	94	7	26	6	1	0	11	3	0	0	2	22	5	3	7
2015	Dayton-A	.245	124	497	55	122	18	3	2	50	9	7	5	14	82	7	4	42
2016	Dayton-A	.228	105	381	30	87	23	2	3	36	2	3	0	18	87	4	1	18
2017	Dayton-A	.276	40	123	20	34	6	0	3	17	1	0	2	4	13	2	2	4
	Daytona-A	.286	66	266	30	76	16	1	5	30	0	8	2	4	44	7	2	15
2018	Daytona-A	.385	11	39	7	15	1	1	1	5	0	1	1	2	7	1	0	2
	Pensacola-AA	.243	109	391	46	95	16	1	3	30	2	1	2	17	71	5	4	30
Minor League Totals - 6 yrs		.252	554	2055	227	517	96	13	19	207	19	21	16	73	356	49	30	150

GORDON, Miles - OF AGE: 21; HT: 6-1; WT: 175; B/T: L/R; BORN: 12/3/97, Mississauga, Ontario, Canada. **SIGNED BY:** Bill Byckowski. **RESIDES:** Oakville, Ontario, Canada. **OBTAINED:** Selected in the fourth round of the 2015 First-Year Player Draft. **CAREER NOTES:** In 2017, his .990 fielding pct was tops among all qualified Pioneer League outfielders...ranked by Baseball America as the 26th-best prospect in the Reds organization. **PERSONAL:** Graduated from St. Ignatius of Loyola Secondary School (Oakville, ON)...played for Team Canada's junior squad. **TWITTER:** @milesgordon.

Yr	Club	AVG	G	AB	R	H	2B	3B	HR	RBI	SH	SF	HB	BB	SO	SB	CS	E
2015	AZL Reds-R	.220	31	118	15	26	4	3	0	12	3	1	0	7	26	5	3	2
2016	Billings-R	.262	22	65	11	17	3	2	0	11	2	1	1	11	14	3	2	0
2017	Billings-R	.319	61	232	40	74	15	5	8	37	1	2	1	27	55	7	3	1
2018	Dayton-A	.211	57	204	37	43	5	6	2	8	2	3	1	23	46	17	6	4
Minor League Totals - 4 yrs		.258	171	619	103	160	27	16	10	68	8	7	3	68	141	32	14	7

GREENE, Hunter - RHP AGE: 19; HT: 6-4; WT: 213; B/T: R/R; BORN: 8/6/99, Stevenson Ranch, CA. **SIGNED BY:** Rick Ingalls. **RESIDES:** Las Vegas, NV. **OBTAINED:** Selected in the first round of the 2017 First-Year Player Draft (second overall). **CAREER NOTES:** In 2018, ranked by Baseball America (#2) and MLB.com (#3) as one of the Reds' top prospects...entered the 2019 season rated 57th on Baseball America's Top 100 Prospects list...named Reds Minor League Co-Pitcher of the Month for June (5gs, 2-3, 2.33era, 27ip, 7er, 31k, .210avg)...Baseball America selected him as the Best Pitching Prospect in the Midwest League...Baseball America also ranked his fastball as the best in the Reds organization and in the Midwest League...pitched in the All-Star Futures Game in Washington where he threw 19 fastballs, all of which clocked at 100 mph or faster...one of his fastballs reached 103.1 mph...on 7/26 he fired a pitch at 102 mph, the fastest ever recorded at Dayton's Fifth Third Field...that 7/26 outing marked his final appearance of the season (sprained ulnar collateral ligament in elbow)...in 2017, made his professional debut with Rookie Billings, appearing in 3 games on the mound (3 starts) and 7 games at DH...in November was one of a dozen Reds minor leaguers to attend a leadership training program at West Point...named the 2017 Cincinnati Reds Minor League Social Media MVP...ranked by both MLB.com and Baseball America as the second-best prospect in the Reds organization...Baseball America rated his fastball as the best in the Reds system...selected by MLB.com as the top prospect in the 2017 draft...rated by Baseball America as the top high school prospect in the 2017 draft and was that publication's top overall pick in their mock draft...in May, became the 13th high schooler to ever appear on the cover of Sports Illustrated. **PERSONAL:** Graduated from Notre Dame High School (Sherman Oaks, CA)...other notable Notre Dame High graduates include Giancarlo Stanton, Pat Gillick, Kirsten Dunst, Jerry Mathers, Rami Malek, Donald Gibb, Dave Navarro, Ed Begley Jr. and Rachel Bilson...was a regular participant at MLB's Urban Youth Academy in Compton, CA. **TWITTER:** @HunterGreene17.

Yr	Club	W-L	ERA	G	GS	CG	SHO	SV	IP	H	R	ER	HR	BB	SO	WP	BK
2017	Billings-R	0-1	12.46	3	3	0	0	0	4.1	8	7	6	0	1	6	1	0
2018	Dayton-A	3-7	4.48	18	18	0	0	0	68.1	66	35	34	6	23	89	6	0
Minor League Totals - 2 yrs		3-8	4.95	21	21	0	0	0	72.2	74	42	40	6	24	95	7	0

GUZMAN, Darlin - OF AGE: 18; HT: 6-1; WT: 165; B/T: L/L; BORN: 9/27/00, Santo Domingo, DR. **SIGNED BY:** Edgar Melo. **RESIDES:** Santo Domingo, DR. **OBTAINED:** Signed as a non-drafted minor league free agent on 10/11/17.

Yr	Club	AVG	G	AB	R	H	2B	3B	HR	RBI	SH	SF	HB	BB	SO	SB	CS	E
2018	DSL Reds-R	.251	49	171	22	43	8	7	4	28	0	2	0	20	52	4	6	3

GUZMAN, Edwards - C AGE: 19; HT: 6-1; WT: 195; B/T: R/R; BORN: 9/30/99, Bayamon, PR. **SIGNED BY:** Hector Otero. **RESIDES:** Naranjito, PR. **OBTAINED:** Selected in the 32nd round of the 2018 First-Year Player Draft. **PERSONAL:** Graduated from Leadership Christian Academy (Guaynabo, PR).

Yr	Club	AVG	G	AB	R	H	2B	3B	HR	RBI	SH	SF	HB	BB	SO	SB	CS	E
2018	AZL Reds-R	.184	15	38	5	7	1	1	0	3	0	2	2	7	21	2	0	0

HANSON, Nick - RHP AGE: 20; HT: 6-6; WT: 225; B/T: R/R; BORN: 6/10/98, Burnsville, MN. **SIGNED BY:** Andy Stack. **RESIDES:** Savage, MN. **OBTAINED:** Selected in the third round of the 2016 First-Year Player Draft. **CAREER NOTES:** In 2018, rated by MLB.com as the Reds' 27th-best prospect...limited to 3 starts due to injury (right elbow surgery)...in 2017, did not pitch due to elbow injury...ranked by Baseball America as the Reds' 30th-best prospect...in 2016, following the season ranked by MLB.com (27th) and Baseball America (30th) as one of the Reds' top 30 prospects...named Gatorade Baseball Player of the Year for Minnesota...selected to USA TODAY's American Family Insurance ALL-USA Minnesota First Team. **PERSONAL:** Graduated from Prior Lake HS (MN). **TWITTER:** @NickHanson...

Yr	Club	W-L	ERA	G	GS	CG	SHO	SV	IP	H	R	ER	HR	BB	SO	WP	BK
2016	AZL Reds-R	0-2	9.18	8	8	0	0	0	16.2	25	19	17	1	15	15	1	0
2017																	
(Injured - Did Not Pitch)																	
2018	AZL Reds-R	0-1	4.5	3	3	0	0	0	4.0	3	2	2	0	1	2	1	0
Minor League Totals - 2 yrs		0-3	8.27	11	11	0	0	0	20.2	28	21	19	1	16	17	2	0

HARDING, Junior - RHP AGE: 22; HT: 5-9; WT: 185; B/T: R/R; BORN: 7/21/96, Easton, MD. **SIGNED BY:** John Poloni. **RESIDES:** Cambridge, MD. **OBTAINED:** Selected in the 17th round of the 2017 First-Year Draft. **CAREER NOTES:** In 2018, did not play due to injury (right elbow surgery). **PERSONAL:** Played collegiately at Chipola College...graduated from Cambridge-South Dorchester HS (Cambridge, MD)...originally drafted by the Royals in the 20th round in 2015. **TWITTER:** @JHarding22_4.

Yr	Club	W-L	ERA	G	GS	CG	SHO	SV	IP	H	R	ER	HR	BB	SO	WP	BK
2017	AZL Reds-R	0-4	6.52	18	0	0	0	2	19.1	22	17	14	0	16	28	4	0
2018																	
(Injured - Did Not Play)																	

HARRIS, Dylan - 3B AGE: 24; HT: 5-11; WT: 195; B/T: R/R; BORN: 1/27/95, Lakeland, FL. **SIGNED BY:** Stephen Hunt. **RESIDES:** Land O' Lakes, FL. **OBTAINED:** Signed as a non-drafted free agent on 6/25/18. **PERSONAL:** Played collegiately at Nova Southeastern University (Fort Lauderdale, FL) and Saint Leo University (FL)...during his college career was named named SSC Freshman of the Year, First Team All-SSC, First Team All-South Region and an All-American...graduated from Land O' Lakes HS (FL)...his father, David, played in the Angels' system.

Yr	Club	AVG	G	AB	R	H	2B	3B	HR	RBI	SH	SF	HB	BB	SO	SB	CS	E
Billings-R		.314	61	223	38	70	20	2	1	43	3	3	6	12	29	7	5	6

HAWKINS, Courtney - OF AGE: 25; HT: 6-1; WT: 243; B/T: R/R; BORN: 11/12/93, Corpus Christi, TX. **SIGNED BY:** Keith Staab (White Sox). **RESIDES:** Corpus Christi, TX. **OBTAINED:** Signed as a minor league free agent on 8/11/18. **CAREER NOTES:** In 2018, was released by the White Sox on 4/18 and signed with the Reds on 8/11...batted .333 (9-for-27) with a home run, 4 RBI and 14 total bases in 7 games for Cin's Class-A Daytona in the Florida State League playoffs...in 2017, entered the season ranked by MLB.com as the White Sox' 20th-best prospect...in 2016, led Double-A Birmingham in doubles (25) and home runs (12)...ranked among all White Sox minor leaguers in home runs (T4th), RBI (60, T6th), doubles (8th) and extra-base hits (37, 8th)...was on the DL from 4/12-5/12 with a strained left oblique...named Southern League Player of the Week for 6/20-6/26...played for Glendale in the prestigious Arizona Fall League...entered the season rated by Baseball America as the White Sox' ninth-best prospect...Baseball America also selected him as being the organization's Best Power Hitter and possessing the Best Outfield Arm...in 2015, was limited to 78 games with Double-A Birmingham due to injuries in his left hand and left foot...was on the DL from 5/30-6/18 with an injured left hand and from 7/31-rest of the season with plantar fasciitis...entered the season as the White Sox' ninth-best prospect as ranked by Baseball America...was also selected by Baseball America as the organization's Best Power Hitter...in 2014, while with Class-A Winston-Salem, ranked among Carolina League leaders in RBI (1st), HR (2nd), total bases (202, 3rd), slugging pct (.450, 4th) and extra-base hits (48, 5th)...selected as a Carolina League midseason and postseason All-Star...ranked among all White Sox minor leaguers in most offensive categories...rated by Baseball America as the eighth-best prospect in the Carolina League and the seventh-best in the White Sox system...on the DL from 7/3-7/11 with a concussion...in 2013, finished third in the Carolina League with 19 home runs...was on the DL from 5/2-6/2 with a strained left shoulder...named Carolina League Player of the Week for 6/3-6/9...entered the season as the White Sox' top prospect and the organization's Best Power Hitter and Best Athlete...in 2012, made his professional debut by combining to hit .284 with 15 doubles, 3 triples, 8 HR, 33 RBI and 11 SB in 59 games with Rookie Bristol, Class-A Kannapolis and Class-A Winston-Salem...ranked by Baseball America as the organization's Best Athlete, Best Power Hitter (also Keon Barnum) and having the Best Professional Debut in the Sox draft class. **PERSONAL:** Graduated from Mary Carroll HS (TX)...was named a First Team All-American by Baseball America and the Texas Gatorade Player of the Year as a senior in 2012 after hitting .412 with a 0.92 ERA...signed a letter of intent to play baseball at the University of Texas before being selected by the White Sox in the first round (13th overall) of the 2012 First-Year Player Draft.

Yr	Club	AVG	G	AB	R	H	2B	3B	HR	RBI	SH	SF	HB	BB	SO	SB	CS	E
2012	Kannapolis-A	.308	16	65	11	20	5	2	4	15	1	1	1	4	17	3	2	0
	Bristol-R	.272	38	147	25	40	8	1	3	16	0	2	3	7	37	8	2	2
	Winston-Salem-A	.294	5	17	3	5	2	0	1	2	1	0	0	0	2	0	1	0
2013	Winston-Salem-A	.178	103	383	48	68	16	3	19	62	0	4	9	29	160	10	5	11
2014	Winston-Salem-A	.249	122	449	65	112	25	4	19	84	1	7	5	53	143	11	3	14
2015	Birmingham-AA	.243	78	300	39	73	19	2	9	41	3	2	5	20	100	1	4	5
2016	Birmingham-AA	.203	106	418	35	85	25	0	12	60	0	6	3	28	137	0	3	7
2017	Birmingham-AA	.190	80	295	33	56	8	1	10	27	0	2	4	21	105	0	0	7
	Kannapolis-A	.357	6	28	2	10	4	0	0	1	2	0	0	2	11	0	1	0
	Winston-Salem-A	.222	5	18	3	4	0	0	2	5	0	0	0	0	4	0	0	0
2018	Birmingham-AA	.120	9	25	1	3	1	0	0	3	0	2	0	2	10	0	0	2
	Daytona-A	.246	17	65	6	16	1	0	2	4	0	1	5	23	3	0	1	0
Minor League Totals - 7 yrs		.223	585	2210	271	492	114	13	81	320	8	26	31	171	749	36	21	49

HEATHERLY, Jacob - LHP AGE: 20; HT: 6-1; WT: 210; B/T: L/L; BORN: 5/20/98, Cullman, AL. **SIGNED BY:** James Moran. **RESIDES:** Cullman, AL. **OBTAINED:** Selected in the third round of the 2017 First-Year Draft. **CAREER NOTES:** In 2018, rated by MLB.com (17) and Baseball America (21) as one of the Reds' top prospects...in 2017, ranked by Baseball America (15th) and MLB.com (17th) as one of the best prospects in the Reds system. **PERSONAL:** Graduated from Cullman HS (Cullman, AL).

Yr	Club	W-L	ERA	G	GS	CG	SHO	SV	IP	H	R	ER	HR	BB	SO	WP	BK
2017	AZL Reds-R	2-1	2.93	9	6	0	0	0	30.2	26	13	10	3	16	26	3	1
	Billings-R	0-1	12.00	3	3	0	0	0	9.0	17	12	12	0	4	5	1	0
2018	Greenville-R	1-5	5.82	11	11	0	0	0	38.2	34	25	25	3	40	49	4	1
Minor League Totals - 2 yrs		3-7	5.4	23	20	0	0	0	78.1	77	50	47	6	60	80	8	2

HEITLER, Cory - RHP AGE: 21; HT: 6-2; WT: 205; B/T: R/R; BORN: Englewood, NJ. **SIGNED BY:** Lee Seras. **RESIDES:** Fair Lawn, NJ. **OBTAINED:** Selected in the 34th round of the 2018 First-Year Player Draft. **CAREER NOTES:** In 2018, made his professional debut with 14 relief apps for Rookie Greenville (2-0, 2.50 ERA, 1 SV, 18ip). **PERSONAL:** Played collegiately at Ramapo College with fellow Reds farmhand Jerry D'Andrea...named 2018 D3baseball.com Mid-Atlantic All-Region Second Team and NJAC Second Team All-Conference...graduated from Fair Lawn HS (NJ) where he was the baseball team's MVP and captain. **TWITTER:** @coryheitler.

Yr	Club	W-L	ERA	G	GS	CG	SHO	SV	IP	H	R	ER	HR	BB	SO	WP	BK
2018	Greenville-R	2-0	2.50	14	0	0	0	1	18.0	18	7	5	1	3	19	1	0

HENDRIX, Ryan - RHP AGE: 24; HT: 6-3; WT: 215; B/T: R/R; BORN: 12/16/94, Lufkin, TX. SIGNED BY: Byron Ewing. RESIDES: Livingston, TX. OBTAINED: Selected in the fifth round of the 2016 First-Year Player Draft. CAREER NOTES: In 2018, selected by Baseball America as the Reds' 29th-best prospect, the Florida State League's Best Reliever and as having the FSL's Best Breaking Pitch and the Reds organization's Best Curveball...his 12 saves ranked T4th in the FSL and 5th among Reds farmhands...selected as a FSL midseason All-Star...named by MiLB.com as a Reds Organizational All-Star...in 2017, went a combined 5-5 with 8 saves and a 2.90 ERA in 47 relief apps for Class-A Dayton and Advanced-A Daytona...held opponents to an overall .211 batting average...posted a 1.24 WHIP...in 2016, following the season ranked by Baseball America (24th) and MLB.com (30th) as one of the Reds' top 30 prospects. PERSONAL: Played collegiately at Texas A&M...pitched for Team USA's Collegiate National Team in 2015...in a 2-0 USA victory on 7/11/15 in Cary, NC combined with Missouri's Tanner Houck (4ip) and Florida's A.J. Puk (4ip) to no-hit the Cuban national team...it was the first time Cuba had been held hitless in an international game...graduated from Cypress Woods HS (Cypress, TX)...father Matt played baseball at San Jacinto Junior College...originally selected by Cleveland in the 17th round of the 2013 First-Year Player Draft. TWITTER: @RyanHendrix11.

Yr	Club	W-L	ERA	G	GS	CG	SHO	SV	IP	H	R	ER	HR	BB	SO	WP	BK
2016	Billings-R	0-0	5.19	6	0	0	0	0	8.2	11	5	5	0	5	5	1	0
	Dayton-A	3-1	3.04	15	0	0	0	1	26.2	21	9	9	0	8	31	10	0
2017	Dayton-A	4-1	2.36	23	0	0	0	6	34.1	19	11	9	2	10	61	7	0
	Daytona-A	1-4	3.58	24	0	0	2	27.2	29	15	11	4	19	27	4	0	0
2018	Daytona-A	4-4	1.76	44	0	0	12	51.0	38	19	10	2	26	79	10	0	0
Minor League Totals		12-10	2.67	112	0	0	0	20	148.1	118	59	44	8	68	203	32	0

HERNANDEZ, Miguel - SS AGE: 19 (turns 20 on 4/13); HT: 6-0; WT: 170; B/T: R/R; BORN: 4/13/99, Maracay, Aragua, VZ. SIGNED BY: Jose Fuentes. RESIDES: Turmero, Aragua, VZ. OBTAINED: Signed as a non-drafted free agent on 7/10/15. CAREER NOTES: In 2018, combined to hit .280 in 67 games at Rookie Greeneville and Rookie Billings...in 2017, hit safely in 20 consecutive games from 8/8-9/1, the longest hitting streak of the season in the Arizona League.

Yr	Club	AVG	G	AB	R	H	2B	3B	HR	RBI	SH	SF	HB	BB	SO	SB	CS	E
2016	DSL Rojas-R	.245	64	237	35	58	8	1	1	23	2	3	1	35	37	7	6	29
2017	DSL Rojas-R	.285	37	151	31	43	10	2	1	18	1	2	2	11	24	9	3	8
	AZL Reds-R	.314	32	140	20	44	4	3	1	12	0	0	1	4	18	1	1	8
2018	Greeneville-R	.301	60	219	29	66	11	3	2	29	1	2	0	13	37	2	1	13
	Billings-R	.083	7	24	4	2	0	0	0	2	0	0	0	3	2	0	0	2
Minor League Totals - 3 yrs		.276	200	771	119	213	33	9	5	84	4	7	4	66	118	19	11	60

HERNANDEZ, Raul - RHP AGE: 20; HT: 6-3; WT: 190; B/T: R/R; BORN: 2/2/99, Santo Domingo, DR. SIGNED BY: Enmanuel Cartagena. RESIDES: Santo Domingo, DR. OBTAINED: Signed as a non-drafted free agent on 6/2/17. CAREER NOTES: In 2018, selected as a Dominican Summer League All-Star. PERSONAL: On 11/3/18, was involved in a fatal car accident near Boca Chica, DR that claimed the life of teammate Jairo Capellan and seriously injured teammate Emilio Garcia...along with Garcia, was transferred to a hospital in Miami for surgery and recovery.

Yr	Club	W-L	ERA	G	GS	CG	SHO	SV	IP	H	R	ER	HR	BB	SO	WP	BK
2017	DSL Reds-R	2-0	8.55	15	0	0	0	1	20.0	18	21	19	1	16	29	6	0
2018	DSL Reds-R	2-4	2.29	14	13	0	0	0	51.0	36	23	13	1	22	77	3	0
Minor League Totals - 2 yrs		4-4	4.06	29	13	0	0	1	71.0	54	44	32	2	38	106	9	0

HOWARD, Nick - RHP AGE: 25 (turns 26 on 4/6); HT: 6-4; WT: 215; B/T: R/L; BORN: 4/6/93, Stamford, CT. SIGNED BY: Jeff Brookens. RESIDES: Marriottsville, MD. OBTAINED: Selected in the first round (19th overall) of the 2014 First-Year Player Draft. CAREER NOTES: In 2018, returned from injury and to the mound for the first time since 6/2017 and made a combined 38 relief apps at Advanced-A Daytona and Double-A Pensacola (right shoulder injury)...in 2017, missed the entire season due to a shoulder injury...in 2015, following the season ranked by MLB.com as the Reds' 16th-best prospect...in 2014, selected by MLB.com as the fourth-best prospect in the Reds organization...named by Baseball America as the fifth-best prospect in the Reds system...while at Virginia, named third-team All-American by Louisville Slugger...selected as first-team All-ACC...named to midseason watch lists for John Olerud Two-Way Player, Pitcher of the Year and NCBWA Stopper of the Year awards...served as Cavaliers closer while platooning at DH and 1B...selected to 2014 ACC All-Tournament team...set ACC single-season saves record...named ACC Player of the Week on 3/24/14 after going 8-for-16 as a batter. PERSONAL: Played collegiately at the University of Virginia where he finished his career ranked fourth all-time with 20 career saves...graduated from St. John's Catholic Prep HS (Buckeystown, MD)...his father Dale played college baseball at Canisius...his uncle Dennis played in the Blue Jays organization. TWITTER: @Howiebballgame33.

Yr	Club	W-L	ERA	G	GS	CG	SHO	SV	IP	H	R	ER	HR	BB	SO	WP	BK	
2014	Dayton-A	2-1	3.74	11	5	0	0	0	33.2	28	15	14	4	11	23	0	0	
2015	Daytona-A	3-2	6.63	24	5	0	0	2	38.0	34	32	28	0	50	31	9	0	
2016	Daytona-A	0-1	6.75	25	0	0	0	1	20.0	20	18	15	1	31	20	13	1	
2017																		
2018	Pensacola-AA	2-0	3	12	0	0	0	0	18.0	16	6	6	1	7	12	3	0	
	Daytona-A	1-4	6.23	26	0	0	0	2	34.2	37	29	24	4	27	27	5	0	
Minor League Totals - 5 yrs		8-8	5.42	98	10	0	0	5	144.1	135	100	87	10	126	113	30	1	

HUNTER, Brian - RHP AGE: 26; HT: 6-3; WT: 205; B/T: R/R; BORN: 11/22/92, Plainview, NY. SIGNED BY: John Ceprini. RESIDES: West Hartford, CT. OBTAINED: Selected in the ninth round of the 2014 First-Year Player Draft. CAREER NOTES: In 2017, in Dayton's 2-0 win on 5/20 combined with LHP Scott Moss and RHP Carlos Machorro to no-hit Bowling Green...in 2015, selected as a Midwest League All-Star. PERSONAL: Played collegiately at the University of Hartford where in 2014 was named to the America East All-Academic Team and, for the second-straight year, to the America East Commissioner's Honor Roll for earning a GPA of 3.5 or higher...also DH'd for the Hawks...graduated from St. John the Baptist (West Islip, NY) where he was named an Under Armour Outstanding Player and a Top 25 All-Long Island player.

Yr	Club	W-L	ERA	G	GS	CG	SHO	SV	IP	H	R	ER	HR	BB	SO	WP	BK
2014	Billings-R	2-0	1.95	21	0	0	0	1	27.2	20	6	6	2	9	31	4	0
2015	Dayton-A	5-3	2.20	28	0	0	0	7	32.2	26	10	8	1	13	41	2	0
2016	AZL Reds-R	0-0	1.93	4	0	0	0	0	4.2	3	2	1	0	1	1	1	0
	Billings-R	0-0	4.22	7	0	0	0	0	10.2	14	5	5	0	2	8	4	0
2017	Dayton-A	0-0	3.00	5	0	0	0	4	6.0	5	3	2	0	1	8	0	0
	Daytona-A	0-0	2.38	12	0	0	0	0	22.2	14	6	6	1	10	29	6	0
2018	Daytona-A	1-0	6.26	18	0	0	1	1	27.1	35	21	19	1	17	35	5	1
	Daytona-A	1-0	1.98	8	0	0	0	1	13.2	16	4	3	0	4	16	1	0
Minor League Totals - 5 yrs		9-4	3.1	103	0	0	0	14	145.1	133	57	50	5	57	169	23	1

INDIA, Jonathan - INF AGE: 22; HT: 6-0; WT: 185; B/T: R/R; BORN: 12/15/96, Ft. Lauderdale, FL. SIGNED BY: Sean Buckley. RESIDES: Coral Springs, FL. OBTAINED: Selected in the first round of the 2018 First-Year Player Draft (fifth overall). CAREER NOTES: In 2018, made his professional debut with 44 collective games as Rookie Greenveile, Rookie Billings and Class-A Dayton (.240/.380/.433, 6hr, 33g at 3B, 9g at SS, 3g at DH)...rated by both Baseball America and MLB.com as the Reds' 4th-best prospect...entered the 2019 season rated 51st on Baseball America's Top 100 Prospects list...was named SEC Player of the Year after batting .365 with 16 HR, 40 RBI and 11 stolen bases in 54 regular season games during his junior year at Florida...led the SEC with a .506 on-base percentage and a .730 slugging percentage...selected as a semi-finalist for the prestigious Golden Spikes Award and the Dick Howser Trophy...First Team All-American (ABCA, Baseball America, D1baseball.com, NCBWA, Perfect Game)...entered the draft rated the fifth-best prospect by Baseball America...played primarily third base for the Gators but also made several appearances at shortstop. PERSONAL: Played collegiately at the University of Florida where he became just the 12th player in school history to amass in his career 20 or more home runs, 100 or more RBI and 30 or more stolen bases...graduated from American Heritage HS (Delray Beach, FL) where his baseball teammates included Tyler Frank and Lucius Fox...played in the Cape Cod League in 2016 & 2017 (Harwich Mariners)...originally selected by the Brewers in the 26th round of the 2015 draft.

Yr	Club	AVG	G	AB	R	H	2B	3B	HR	RBI	SH	SF	HB	BB	SO	SB	CS	E
2018	Greeneville-R	.261	14	46	11	12	2	1	3	12	0	0	1	15	12	1	0	2
	Dayton-A	.229	27	96	17	22	7	0	3	11	0	0	3	13	28	5	0	2
	Billings-R	.250	3	8	1	2	0	0	0	0	0	0	2	0	4	0	1	0
Minor League Totals - 1 yr		.240	44	150	29	36	9	1	6	23	0	0	6	28	44	6	1	4

IRIBARREN, Hernan - INF AGE: 34; HT: 6-1; WT: 180; B/T: L/R; BORN: 6/29/84, Barquisimeto, VZ. SIGNED BY: Epy Guerrero (Brewers). RESIDES: New Albany, IN. OBTAINED: Signed as a minor league free agent on 1/17/14. CAREER NOTES: Among Triple-A Louisville's franchise leaders in hits (447; 3rd), games (484; 4th), at-bats (1,618; 5th) and doubles (78; 7th)... made 24 career pitching apps for Louisville, going 1-1 with a 3.04 ERA (9 ER in 26.2 IP), tossing 3.0 scoreless innings in his first career win on June 17, 2017 at Norfolk in an 8-6, 16-inning win. In 2018, passed Bill Lyons and Gene Roof for third place on Louisville's all-time hits list, dating back to 1982...finished the season with 447 career hits in a Louisville uniform, trailing only Kevin Barker (455) and franchise leader Aaron Holbert (471)...in five seasons with the Bats (2014-18), Iribarren batted .276 (447-for-1618) with 187 runs, 78 doubles, 8 triples, 9 home runs and 130 RBI in 484 games, which ranks fourth all-time in franchise history...in the season finale on 9/3, appeared at all 9 positions (positions played in order: C-1B-2B-SS-3B-P-3B-LF-CF-RF-2B)... was his catching debut...that 9/3 game marked his 1,478th career professional game and his 1,430th minor league game...in 2017, batted .285 in 91g with Triple-A Louisville...went 1-1 with a 2.57 ERA in 10 relief pitching apps (14ip, 6r/4er, 5bb, 1k)...in 2016, spent the season at Triple-A Louisville, where he became the second Bats player to win the International League batting championship (Norris Hopper, 2006)...led all Reds minor league batters in hitting (.327)...was the only Bats player on the International League's post-season All-Star team and shared with IF Jermaine Curtis the Mary E. Barney Award as Louisville's Most Valuable Players...joined the big league Reds on 9/24 and made 24 apps, including 7 starts at 3 positions (4gs in CF, 2gs in RF, 1gs at 2B)...made 12 of his 24 apps as a pinch hitter...on 9/5 vs NYM, became the first Reds player with a pinch-hit triple (off Bartolo Colon) since Jack Hannahan did it on 4/22/13 vs Cubs (off Jack Russell), then hit another pinch-hit triple the next night (off NYM's Rafael Montero)...became the first Reds batter with 2 pinch-hit triples in a season since Todd Frazier in 2012 and the first Major League player with consecutive pinch-hit triples since Fla's Scott Cousins did it on 9/24 & 9/25, 2010...prior to the 2016 season, had most recently appeared in a Major League game on 8/24/09 for Mil at Wsh and made his only other Major League start on 6/15/08 for Mil vs Min (2B)...at Louisville, played every position but catcher, including 4 hitting pitching apps (3.2ip)...on 10/28 cleared waivers and was outrighted to Louisville...on 11/7 elected free agency but on 12/2 was re-signed to a minor league contract with an invitation to Major League Spring Training camp...played for Anzoategui in the Venezuelan Winter League...in 2014, in his first season in the Reds system, was 1 of 3 players to spend the entire Triple-A season on Louisville's active roster (also: Jason Bourgeois & Ruben Gotay)...made six scoreless apps as a relief pitcher...in 2012, signed by the Colorado Rockies as a Minor League free agent on 1/31...in 2011, was a non-roster invitee to Rockies Major League camp after signing as a minor league free agent in the offseason (1/5)...suffered a torn ACL in his left knee and was on Colorado Springs' 60-day DL from 4/7-rest of the season...in 2010, claimed off waivers by the Texas Rangers during Spring Training (3/13) from the Milwaukee Brewers...in 2009, had two stints with the Major League Brewers (5/19-5/21 & 7/31-8/24)...appeared in 12 games with Milwaukee, all off the bench (.231, 3-for-13, 1rbi)...in 2008, appeared in two stints with Milwaukee (4/9-4/17 & 6/10-6/20)...batted .143 (2-for-14, 1rbi) in 12 games at the big league level...made his Major League debut on 4/12 at Mets and recorded a pinch-hit single off Carlos Muniz...in 2006, selected as a Florida State League All-Star...in 2005, selected as a South Atlantic League All-Star...participated in the All-Star Futures Game at Detroit's Comerica Park...named by Baseball America as the best defensive second baseman in the South Atlantic League...in 2004, named Arizona League MVP (4/39, 4hr, 36rbi, 15sb, 46g)...in 2002, originally signed by the Brewers as a non-drafted free agent on March 26, 2002.

Yr	Club	AVG	G	AB	R	H	2B	3B	HR	RBI	SH	SF	HB	BB	SO	SB	CS	E
2004	AZL Brewers-R	.439	46	189	40	83	6	9	4	36	3	0	0	19	23	15	7	9
	Beloit-A	.373	15	67	12	25	6	5	1	10	0	1	0	5	16	1	0	4
2005	West Virginia-A	.290	126	486	72	141	15	8	4	48	13	5	5	51	99	38	15	21
2006	Brevard County-A	.319	108	398	50	127	12	4	2	50	11	6	1	39	57	19	15	14
2007	Huntsville-AA	.307	124	479	72	147	23	12	4	53	13	5	1	44	109	18	16	14
2008	Milwaukee Brewers	.143	12	14	1	2	1	0	0	1	0	0	1	3	0	0	0	0
	Nashville-AAA	.277	99	361	47	100	17	3	0	30	5	2	1	28	61	19	8	1
2009	Milwaukee Brewers	.231	12	13	1	3	2	0	0	1	0	0	1	5	0	0	0	0
	Nashville-AAA	.311	105	379	46	118	19	5	3	54	7	3	4	28	63	13	7	5
2010	Oklahoma City-AAA	.275	128	465	62	128	23	2	8	70	9	6	2	41	79	10	5	4
2011	Injured																	
2012	Colorado Springs-AAA	.302	111	381	62	115	18	4	1	40	7	5	1	42	59	20	3	7
2013	Colorado Springs-AAA	.312	84	253	33	79	12	3	2	32	3	4	2	23	43	9	3	5
2014	Louisville-AAA	.233	99	249	29	58	9	2	1	20	4	4	0	27	45	1	1	9
2015	Louisville-AAA	.256	111	407	52	104	13	2	1	28	8	1	2	40	64	6	3	17
2016	Cincinnati Reds	.111	24	45	6	14	0	3	0	2	0	0	0	11	1	0	0	0
	Louisville-AAA	.327	101	373	46	122	20	1	3	35	2	2	0	33	60	3	5	10
2017	Louisville-AAA	.285	91	340	40	97	17	2	4	32	3	2	0	24	43	2	3	8
2018	Louisville-AAA	.265	82	249	20	66	19	1	0	15	0	0	0	22	48	0	1	4
Major League Totals		.264	48	72	8	19	3	3	0	4	0	0	0	2	19	1	0	0
Minor League Totals		.297	1430	5076	683	1510	229	63	38	553	88	47	19	466	869	174	92	132

ISABEL, Ibandel - 1B AGE: 23; HT: 6-4; WT: 185; B/T: R/R; BORN: 6/20/95, San Cristobal, DR. **SIGNED BY:** Patrick Guerrero & Bob Engle (Dodgers) **RESIDES:** Boca de Yaguete, DR. **OBTAINED:** Acquired from the Dodgers on 4/17/18 along with RHP Zach Neal in exchange for RHP Ariel Hernandez. **CAREER NOTES:** In 2018, was the recipient of the Sheldon "Chief" Bender Award as the Reds Minor League Player of the Year...joined the Reds organization after going 5-for-21 with 1 HR in 6 games for the Dodgers' Class-A Rancho Cucamonga affiliate...traded to the Reds on 4/17 along with RHP Zach Neal in exchange for RHP Ariel Hernandez...batted 35 home runs for Advanced-A Daytona to set a new Florida State League record...the league's previous record stood for 68 years...became the first player in the 99-year history of the FSL to hit 35 HR in a season...his 36 regular-season home runs tied for the most in all of the minor leagues with Syracuse's Peter Alonso...hit 2 home runs for Daytona in the FSL playoffs to give him 38 HR in 117 total games...named Reds Minor League Co-Player of the Month for June (23g, .269, 11 HR, 23 RBI, .692 SLG, 1.048 OPS)...led the FSL in HR, slugging (.566) and total bases (213) while ranking second in RBI (75) and extra-base hits (46)...selected as a FSL full-season All-Star...twice was named FSL Player of the Week (5/28-6/3 & 8/6-8/12)...was recognized by Baseball America as the Reds' 25th-best prospect, the Best Power Hitter in the Reds organization and the Best Power Prospect in the FSL...selected by MiLB.com as a Reds Organization All-Star...in 2017, was a California League midseason and postseason All-Star after hitting .259 with 28 HR and 87 RBI in 122 games for Advanced-A Rancho Cucamonga...ranked among California League leaders in home runs (2nd), RBI (T3rd) and slugging (.489, 5th)...his 28 HR were the most by all Dodgers farmhands while his 87 RBI ranked second...in 2016, was selected as a Pioneer League All-Star...batted a combined .317 with 12 HR, 11 2B, 44 RBI and a .579 SLG in 56 games with Rookie Ogden and Class-A Great Lakes...in 2015, led Rookie AZL Dodgers with 4 triples in 47 games...in 2013, led Rookie DSL Dodgers in batting average (.327), doubles (15), RBI (31), total bases (.398), on-base pct (.398), slugging (.500) and OPS (.898)...signed by the Dodgers as a non-drafted free agent on 4/5/13. **PERSONAL:** First name pronounced "E-bahn-Dell."

Yr	Club	AVG	G	AB	R	H	2B	3B	HR	RBI	SH	SF	HB	BB	SO	SB	CS	E
2013	DSL Dodgers-R	.327	57	196	25	64	15	5	3	31	2	1	4	20	50	1	3	6
2014	AZL Dodgers-R	.238	38	130	16	31	7	1	3	20	0	0	2	10	48	1	0	3
2015	AZL Dodgers-R	.295	47	149	29	44	7	4	5	26	1	1	1	13	57	5	1	15
2016	Great Lakes-A	.273	24	88	17	24	5	1	7	15	0	0	1	9	41	1	2	0
	Ogden-R	.351	32	114	19	40	6	2	5	29	0	1	2	15	36	0	2	2
2017	Rancho Cucamonga-A	.259	122	444	62	115	16	1	28	87	0	2	6	40	172	0	2	17
2018	Daytona-A	.258	104	376	62	97	11	0	35	75	0	1	7	36	152	1	1	7
	Rancho Cucamonga-A	.238	6	21	1	5	2	0	1	3	0	0	0	2	9	0	0	1
Minor League Totals - 6 yrs		.277	430	1518	231	420	69	14	87	286	3	6	23	145	565	9	11	51

JIMENEZ, Fraudys - INF AGE: 19; HT: 5-11; WT: 175; B/T: L/R; BORN: 5/4/99, Hato Mayor, DR. **SIGNED BY:** Emmanuel Cartagena. **RESIDES:** Hato Mayor, DR. **OBTAINED:** Signed as a non-drafted free agent on 7/4/17.

Yr	Club	AVG	G	AB	R	H	2B	3B	HR	RBI	SH	SF	HB	BB	SO	SB	CS	E
2018	DSL Reds-R	.289	37	121	19	35	2	3	0	12	1	0	2	16	16	10	4	5

JIMINIAN, Johendi - RHP **NAME PRONUNCIATION:** yo-HEN-di, him-IN-ee-an. AGE: 26; HT: 6-1; WT: 160; B/T: R/R; BORN: 10/14/92, Nagua, DR. **SIGNED BY:** Rockies. **RESIDES:** Nagua, DR. **OBTAINED:** Signed as a minor league free agent on 12/17/18. **CAREER NOTES:** In 2018, signed with the Mariners on 1/16 and was invited to Major League Spring Training Camp...for Double-A Arkansas was a Texas League All-Star and Texas League Pitcher of the Week for the period ending 5/6...elected free agency on 11/2...signed with the Reds on 12/17...in 2017, appeared in his first Major League Spring Training with the Rockies...his 36 apps were split equally between AAA-Albuquerque and AA-Hartford...combined to go 1-5 with a 5.40 ERA...elected free agency on 11/6...in 2016, was used solely as a reliever for the first time in his career and went 2-2 with a 2.30 ERA in 38 apps for Double-A Hartford...in 2014, led the South Atlantic League in innings pitched (151.0) and ranked fourth in the league in strikeouts (120)...in 2013, selected as a Northwest League All-Star. **PERSONAL:** Signed with the Rockies as a non-drafted free agent on 1/2/10.

Yr	Club	W-L	ERA	G	GS	CG	SHO	SV	IP	H	R	ER	HR	BB	SO	WP	BK
2010	DSL Rockies-R	3-5	4.40	12	11	0	0	0	47.0	46	31	23	1	17	31	2	1
2011	DSL Rockies-R	6-3	3.18	14	14	0	0	0	68.0	57	31	24	4	23	47	9	0
2012	Grand Junction-R	2-4	7.71	14	13	0	0	0	46.2	60	47	40	5	33	28	9	1
2013	Tri-City-A	3-5	3.38	15	14	0	0	0	82.2	79	33	31	3	24	57	14	0
2014	Asheville-A	14-6	3.99	28	27	0	0	0	151.0	158	79	67	7	45	120	22	2
2015	Modesto-A	4-11	4.82	28	21	0	0	0	132.2	146	86	71	11	42	101	16	0
2016	Hartford-AA	2-2	2.30	38	0	0	0	0	58.2	55	18	15	4	23	50	2	0
2017	Albuquerque-AAA	1-2	5.04	18	1	0	0	0	30.1	28	19	17	3	22	17	2	1
	Hartford-AA	0-3	5.73	18	2	0	0	0	33.0	45	21	21	7	19	24	2	0
2018	Arkansas-AA	4-4	3.49	16	16	0	0	0	69.2	67	30	27	8	31	52	4	0
Minor League Totals - 9 yrs		39-45	4.20	201	119	0	0	0	719.2	741	395	336	53	279	527	82	5

JONES, Francis - RHP AGE: 22; HT: 6-3; WT: 200; B/T: R/R; BORN: 12/6/96, Samana, DR. **SIGNED BY:** Richard Jimenez. **RESIDES:** Samana, DR. **OBTAINED:** Signed as a non-drafted free agent on 7/2/15.

Yr	Club	W-L	ERA	G	GS	CG	SHO	SV	IP	H	R	ER	HR	BB	SO	WP	BK
2016	DSL Rojas-R	5-8	3.87	14	14	1	1	0	74.1	70	43	32	2	24	64	11	1
2017	AZL Reds-R	3-1	6.48	16	0	0	0	0	33.1	42	30	24	2	19	33	7	0
2018	Greenville-R	2-2	6.92	13	0	0	0	0	39.0	43	32	30	5	15	43	10	1
Minor League Totals - 3 yrs		10-11	5.28	43	14	1	1	0	146.2	155	105	86	9	58	140	28	2

JORDAN, Andrew - RHP AGE: 21; HT: 6-2; WT: 185; B/T: R/R; BORN: 8/3/97, Gastonia, NC. **SIGNED BY:** Perry Smith. **RESIDES:** Gastonia, NC. **OBTAINED:** Selected in the 13th round of the 2015 First-Year Player Draft. **CAREER NOTES:** In 2016, was selected as a Pioneer League All-Star. **PERSONAL:** Graduated from Hunter Huss HS (NC).

Yr	Club	W-L	ERA	G	GS	CG	SHO	SV	IP	H	R	ER	HR	BB	SO	WP	BK
2015	AZL Reds-R	0-0	1.65	8	1	0	0	1	16.1	9	3	3	0	2	19	2	0
2016	Billings-R	1-6	5.43	13	12	0	0	0	54.2	63	37	33	6	21	59	4	0
2017	Dayton-A	7-8	4.66	25	25	0	0	0	131.1	121	74	68	17	37	113	6	0
2018	Daytona-A	1-7	8.82	10	10	0	0	0	33.2	55	45	33	6	30	28	10	0
	Dayton-A	2-3	3.83	10	10	0	0	0	54.0	55	28	23	2	17	34	2	1
Minor League Totals - 4 yrs		11-24	4.97	66	58	0	0	1	290.0	303	187	160	31	107	253	24	1

JUAREZ, Raul - INF AGE: 20; HT: 6-1; WT: 165; B/T: R/R; BORN: 5/21/98, Carabobo, VZ. **SIGNED BY:** Jose Fuentes. **RESIDES:** Carabobo, VZ. **OBTAINED:** Signed as a non-drafted free agent on 2/10/15.

Yr	Club	AVG	G	AB	R	H	2B	3B	HR	RBI	SH	SF	HB	BB	SO	SB	CS	E
2015	DSL Reds-R	.205	49	166	18	34	8	2	2	18	3	1	11	9	37	5	4	16
2016	DSL Reds-R	.306	57	180	25	55	7	1	6	31	3	3	11	19	34	3	4	9
2017	AZL Reds-R	.278	35	115	12	32	3	0	0	14	0	2	4	6	22	2	2	11
2018	Greenville-R	.208	32	101	12	21	4	0	2	13	2	1	3	5	26	0	0	5
Minor League Totals - 4 yrs		.253	173	562	67	142	22	3	10	76	8	7	29	39	119	10	10	41

KARCHER, Ricky - RHP AGE: 21; HT: 6-4; WT: 195; B/T: R/R; BORN: 9/18/97, Saline, MI. **SIGNED BY:** Jonathan Reynolds. **RESIDES:** Saline, MI. **OBTAINED:** Selected in the 13th round of the 2017 First-Year Player Draft. **PERSONAL:** Played collegiately at Walters State Community College and the University of Michigan...his father Rick played in the Atlanta Braves organization.

Yr	Club	W-L	ERA	G	GS	CG	SHO	SV	IP	H	R	ER	HR	BB	SO	WP	BK
2017	AZL Reds-R	0-3	10.67	7	4	0	0	0	14.1	18	20	17	1	13	14	10	0
2018	Greenville-R	0-3	8.33	10	10	0	0	0	31.1	46	35	29	3	27	22	12	0
Minor League Totals - 2 yrs		0-6	9.07	17	14	0	0	0	45.2	64	55	46	4	40	36	22	0

KELLER, Stephen - RHP AGE: 21; HT: 6-2; WT: 210; B/T: S/R; BORN: 11/19/97, Huffman, TX. **SIGNED BY:** Charlie Aliano. **RESIDES:** Huffman, TX. **OBTAINED:** Selected in the 35th round of the 2017 First-Year Player Draft. **PERSONAL:** Graduated from Hargrave HS (Huffman, TX).

Yr	Club	W-L	ERA	G	GS	CG	SHO	SV	IP	H	R	ER	HR	BB	SO	WP	BK
2017	AZL Reds-R	0-0	2.89	11	0	0	0	0	18.2	14	7	6	0	9	22	2	2
2018	Greenville-R	1-1	9.42	9	0	0	0	1	14.1	23	16	15	0	13	11	4	1
Minor League Totals - 2 yrs		1-1	5.73	20	0	0	0	1	33.0	37	23	21	0	22	33	6	3

KNOWLES, Perez - LHP AGE: 23; HT: 6-0; WT: 205; B/T: R/L; BORN: 7/6/95, Freeport, Bahamas. **SIGNED BY:** John Poloni. **RESIDES:** Freeport, Bahamas. **OBTAINED:** Signed as a non-drafted free agent on 6/15/18. **PERSONAL:** Played collegiately at Columbus State University (GA) where he helped lead the Cougars to a second-place finish in the 2018 NCAA Division II World Series...also played at Troy University (AL)...graduated from Rabun Gap-Nacoochee School (Rabun Gap, GA).

Yr	Club	W-L	ERA	G	GS	CG	SHO	SV	IP	H	R	ER	HR	BB	SO	WP	BK
2018	Greenville-R	0-0	5.73	9	0	0	0	0	11.0	10	10	7	0	11	14	2	0

KOCH, Ian - RHP AGE: 21; HT: 6-5; WT: 225; B/T: R/R; BORN: 8/18/97, Crystal Lake, IL. **SIGNED BY:** Andy Stack. **RESIDES:** Wonder Lake, IL. **OBTAINED:** Signed as a non-drafted free agent on 7/30/18. **PERSONAL:** Played collegiately at Western Illinois University where in 2018 he was named First Team All-Summit League...graduated from Crystal Lake Central HS (IL)...TWITTER: @iankoch27.

Yr	Club	W-L	ERA	G	GS	CG	SHO	SV	IP	H	R	ER	HR	BB	SO	WP	BK
2018	Greenville-R	0-0	1.17	6	0	0	0	0	7.2	6	2	1	0	4	8	2	0

KOLOZSVARY, Mark - C AGE: 23; HT: 5-8; WT: 180; B/T: R/R; BORN: 9/4/95, Taveras, FL. **SIGNED BY:** Sean Buckley. **RESIDES:** Taveras, FL. **OBTAINED:** Selected in the seventh round of the 2017 First-Year Player Draft. **CAREER NOTES:** In 2018, following the season played for the Scottsdale Scorpions in the prestigious Arizona Fall League...selected by Baseball America as the Best Defensive Catcher in the Reds organization...in 2017, hit safely in 13 straight games from 7/26-8/26. **PERSONAL:** Played collegiately at the University of Florida where he was a 2-year member of the SEC Academic Honor Roll...graduated from Taveras HS (FL).

Yr	Club	AVG	G	AB	R	H	2B	3B	HR	RBI	SH	SF	HB	BB	SO	SB	CS	E
2017	Billings-R	.305	28	95	19	29	7	0	1	15	0	1	1	8	30	1	0	2
2018	Dayton-A	.225	82	275	26	62	16	1	3	27	0	1	10	24	76	3	0	8
Minor League Totals - 2 yrs		.246	110	370	45	91	23	1	4	42	0	2	11	32	106	4	0	10

KUHNEL, Joel - RHP AGE: 23; HT: 6-4; WT: 265; B/T: R/R; BORN: 2/19/95, Goldsboro, NC. **SIGNED BY:** Byron Ewing. **RESIDES:** Peoria, AZ. **OBTAINED:** Selected in the 11th round of the 2016 First-Year Player Draft. **CAREER NOTES:** In 2018, selected as a Florida State League All-Star...his 17 saves were tops in the FSL and ranked fourth among all Reds minor leaguers...also among FSL leaders in games (44, T2nd) and games finished (35, 1st)...in 2017, his 48 appearances were the most in the Midwest League...among Midwest League relievers, had the second-lowest walk to 9ip ratio (1.41). **PERSONAL:** Last name pronounced "COON-uhl"...pitched collegiately at the University of Texas-Arlington and Central Arizona College...graduated from Sunrise Mountain HS (Peoria, AZ). **TWITTER:** @hamebone25.

Yr	Club	W-L	ERA	G	GS	CG	SHO	SV	IP	H	R	ER	HR	BB	SO	WP	BK
2016	Billings-R	0-1	3.43	18	0	0	0	4	21.0	28	11	8	1	1	14	2	0
2017	Dayton-A	2-4	4.36	48	0	0	0	11	64.0	78	37	31	6	10	54	6	0
2018	Daytona-A	1-4	3.04	44	0	0	0	17	53.1	54	23	18	2	11	56	4	0
Minor League Totals - 3 yrs		3-9	3.71	110	0	0	0	32	138.1	160	71	57	9	22	124	12	0

LANTIGUA, Danny - OF AGE: 20; HT: 6-1; WT: 165; B/T: S/R; BORN: 3/7/99, La Romana, DR. **SIGNED BY:** Richard Jimenez. **RESIDES:** La Romana, DR. **OBTAINED:** Signed as a first-year minor league player on 6/10/16. **CAREER NOTES:** In 2018, rated by Baseball America as the Reds' 24th-best prospect...was among Arizona League leaders in extra-base hits (26, 1st), RBI (37, T1st), at-bats (197, T2nd), total bases (92, 3rd), triples (6, 3rd), home runs (8, T3rd) and games (52, 4th).

Yr	Club	AVG	G	AB	R	H	2B	3B	HR	RBI	SH	SF	HB	BB	SO	SB	CS	E
2017	DSL Reds-R	.200	17	60	6	12	3	2	0	7	0	0	0	4	22	1	0	2
2018	AZL Reds-R	.223	52	197	26	44	12	6	8	37	0	3	2	13	75	5	4	8
Minor League Totals - 2 yrs		.218	69	257	32	56	15	8	8	44	0	3	2	17	97	6	4	10

LANTIGUA, Israel - RHP AGE: 20; HT: 6-3; WT: 190; B/T: R/R; BORN: 2/9/99, Santo Domingo, DR. **SIGNED BY:** Edgar Melo. **RESIDES:** Santo Domingo, DR. **OBTAINED:** Signed as a non-drafted free agent on 5/4/17.

Yr	Club	W-L	ERA	G	GS	CG	SHO	SV	IP	H	R	ER	HR	BB	SO	WP	BK
2017	DSL Rojos-R	0-0	6.62	12	0	0	0	0	17.2	14	15	13	3	19	13	8	0
2018	DSL Reds-R	0-1	4.45	18	0	0	0	3	28.1	19	19	14	2	20	26	13	0
Minor League Totals - 2 yrs		0-1	5.28	30	0	0	0	3	46.0	33	34	27	5	39	39	21	0



LAR, Miguel - RHP AGE: 19; HT: 6-1; WT: 170; B/T: R/R; BORN: 10/3/99, San Pedro de Macoris, DR. SIGNED BY: Felix Romero and Richard Jimenez. RESIDES: San Pedro de Macoris, DR. OBTAINED: Signed as a non-drafted free agent on 2/9/18.

Yr	Club	W-L	ERA	G	GS	CG	SHO	SV	IP	H	R	ER	HR	BB	SO	WP	BK
2018	DSL Reds-R	3-2	3.04	18	0	0	0	1	47.1	44	23	16	1	22	43	8	0

LAVALLEY, Gavin - 1B AGE: 24; HT: 6-3; WT: 215; B/T: R/R; BORN: 12/28/94, Shawnee, OK. SIGNED BY: Mike Keenan. RESIDES: Choctaw, OK. OBTAINED: Selected in the fourth round of the 2014 First-Year Player Draft. CAREER NOTES: In 2018, his .992 fielding pct was best among all qualified Southern League first basemen...for Double-A Pensacola made 104 apps at 1B and 6 apps at 3B...in 2017, earned MVP honors at the Florida State League All-Star Game after belting a pair of 2-run homers to lead the North Division to a 5-2 win over the South...named Reds Minor League Player of the Month for April...his 15 home runs ranked 5th in the FSL...his 79 RBI were the most by all Reds farmhands while his 18 total home runs ranked second...ranked by MLB.com (15th) and Baseball America (21st) as one of the best prospects in the Reds system...in 2016, posted an 18-game hitting streak from 6/16-7/8 (26-75), the second-longest hitting streak of the season in the Florida State League...reached safely in 23 consecutive games from (6/16-7/14)...ranked 21st in the FSL with 29 doubles...in November was 1 of a dozen Reds minor leaguers to attend a leadership training program at West Point...in 2015, named Reds Minor League Player of the Month for June...produced a 14-game hitting streak from 5/27-6/11 (23-for-54, .426)...in 2014, was an Arizona League All-Star. PERSONAL: Graduated from Carl Albert HS (Midwest City, OK). TWITTER: @Gavin_LaValley.

Yr	Club	AVG	G	AB	R	H	2B	3B	HR	RBI	SH	SF	HB	BB	SO	SB	CS	E
2014	AZL Reds-R	.286	54	189	29	54	10	2	5	30	0	2	2	26	44	3	0	14
	Billings-R	.190	5	21	2	4	0	0	1	2	0	0	1	0	10	0	0	0
2015	Dayton-A	.267	125	469	52	125	29	1	4	53	0	4	7	50	114	4	0	23
2016	Dayton-A	.211	5	19	2	4	1	0	0	0	0	0	0	3	7	0	0	1
	Dayton-A	.275	92	338	50	93	29	2	11	61	0	4	3	29	72	0	0	10
2017	Dayton-A	.288	61	236	38	68	14	0	15	45	0	5	3	15	49	0	0	5
	Pensacola-AA	.251	67	247	24	62	16	0	3	34	0	4	2	19	67	0	0	2
2018	Pensacola-AA	.209	120	393	43	82	14	0	13	57	0	5	4	44	121	2	1	9
	Minor League Totals - 5 yrs	.257	529	1912	240	492	113	5	52	282	0	24	22	186	484	9	2	64

LEE, Nick - LHP AGE: 28; HT: 5-11; WT: 205; B/T: L/L; BORN: 1/13/91, San Antonio, TX. SIGNED BY: Ed Gustafson (Nationals). RESIDES: San Antonio, TX. OBTAINED: Signed as a minor league free agent on 11/7/18. CAREER NOTES: In 2018, signed with the Reds on 11/7 after appearing in 17 games for the Independent Kansas City T-Bones of the American Association (1-2, 3.26era, 19.1ip, 7er, 21k)...released by Washington on 5/31...in 2017, returned from injury (non-displaced fracture in left elbow) to appear in 3 GCL games...invited to Nationals Major League Spring Training camp...in 2016, pitched in a career-high 45 games with Double-A Harrisburg...fanned 9.9 batters per 9 innings pitched...following the season pitched to a 1.54 ERA (11.2ip, 2er) with 14 strikeouts in 10 games for Glendale of the prestigious Arizona Fall League...in 2015, began the season with Class-Potomac before a 7/4 promotion to Double-A Harrisburg...his 10 saves ranked T2nd among all Washington farmhands...entered the season as the Nationals' 30th-best prospect according to Baseball America...following the season pitched for Salt River of the prestigious Arizona Fall League (0-1, 4.05era)...in 2014, began the season with Class-A Potomac but was limited to 31.0 innings due to a left elbow strain...transitioned to a relief role full-time...entered the season ranked by Baseball America as Washington's 26th-best prospect...in 2013, for Class-A Hagerstown struck out 102 batters in just 91.0 innings, second-most on the Hagerstown staff...in 2011, appeared in 10 games for the GCL Nationals following his selection in the 2011 First-Year Player Draft. PERSONAL: Played collegiately at Weatherford College (Weatherford, TX)...graduated from James Madison HS (San Antonio, TX)...twice drafted by the Washington Nationals (38th round in 2010 but did not sign & 18th round in 2011 and signed).

Yr	Club	W-L	ERA	G	GS	CG	SHO	SV	IP	H	R	ER	HR	BB	SO	WP	BK
2011	GCL Nationals-R	1-0	4.05	10	0	0	0	0	13.1	16	10	6	1	15	15	3	0
2012	Auburn-A	3-1	3.77	13	11	0	0	0	62	63	29	26	2	21	62	6	0
2013	Hagerstown-A	6-4	3.96	19	17	0	0	0	91	83	48	40	7	43	102	11	1
2014	Potomac-A	0-2	10.05	5	4	0	0	0	14.1	17	18	16	0	8	23	4	0
	GCL Nationals-R	1-0	6.75	5	0	0	0	0	8	9	6	6	4	4	6	2	0
	Hagerstown-A	1-0	7.56	5	0	0	0	0	8.1	11	7	7	1	9	6	0	0
2015	Potomac-A	1-1	2.57	20	0	0	0	9	28	20	11	8	1	14	28	3	0
	Harrisburg-AA	2-0	3.75	20	0	0	0	1	24	20	11	10	0	19	29	4	0
2016	Harrisburg-AA	3-1	4.32	45	0	0	0	2	50	43	27	24	5	42	55	6	2
2017	GCL Nationals-R	0-0	0.00	3	1	0	0	0	2.2	4	0	0	0	0	1	0	0
2018	Kansas City T-Bones (I)	1-2	3.26	17	0	0	0	0	19.1	20	7	7	2	13	21	6	1
	Minor League Totals - 7 yrs	18-9	4.27	145	33	0	0	12	301.2	286	167	143	21	175	327	39	3

LIBERATORE, Ernesto - C AGE: 23; HT: 6-0; WT: 180; B/T: R/R; BORN: 3/26/96, El Llano, VZ. SIGNED BY: Jose Fuentes. RESIDES: Zulia, VZ. OBTAINED: Signed as a non-drafted free agent on 11/20/13. CAREER NOTES: In 2018, limited to 2 games due to injury (left wrist surgery).

Yr	Club	AVG	G	AB	R	H	2B	3B	HR	RBI	SH	SF	HB	BB	SO	SB	CS	E
2014	DSL Rojos-R	.225	38	102	11	23	6	0	1	13	4	1	7	8	34	1	3	10
2015	DSL Reds-R	.233	50	163	15	38	10	0	1	24	0	2	5	8	30	5	4	10
2016	Dayton-A	.111	3	9	0	1	0	0	0	0	0	0	0	0	2	0	0	0
	Dayton-A	.333	1	3	0	1	0	0	0	0	0	0	0	0	0	0	0	0
	AZL Reds-R	.085	15	47	3	4	4	0	0	2	0	0	0	2	16	0	0	5
2017	AZL Reds-R	.238	21	63	9	15	2	0	1	5	0	0	1	9	16	0	0	5
2018	Greenville-R	.333	2	6	2	2	0	0	1	2	0	1	0	0	2	0	0	1
	Minor League Totals	.214	130	393	40	84	22	0	4	46	4	4	13	27	100	6	7	31

LILLIE, Ryan - RHP AGE: 22; HT: 5-11; WT: 210; B/T: R/R; BORN: 5/1/96, Murrieta, CA. SIGNED BY: Robby Corsaro (Marlins). RESIDES: Murrieta, CA. OBTAINED: Acquired from the Miami Marlins on 10/6/18 in exchange for international amateur signing bonus pool space. CAREER NOTES: In 2018, selected as a South Atlantic League All-Star while with Class-A Greensboro...overall went 6-7 with a 3.44 ERA in 22 starts with 3 teams (117.2ip, 110k, .238avg, 1.10 WHIP)...traded to the Reds from the Marlins on 10/6 in exchange for international bonus pool space...in 2017, ranked by MLB.com as the Marlins' 25th-best prospect...selected by Miami in the fifth round of the First-Year Player Draft. PERSONAL: Played collegiately at the University of California-Riverside...graduated from Vista Murrieta HS (CA)...his mother, Sue, played volleyball at Cal State Fullerton. TWITTER: @LillieRyan27.

Yr	Club	W-L	ERA	G	GS	CG	SHO	SV	IP	H	R	ER	HR	BB	SO	WP	BK
2017	GCL Marlins-R	0-0	0	2	0	0	0	0	2.2	0	0	0	0	1	3	0	0
	Greensboro-A	0-0	0	1	0	0	0	0	2.0	1	0	0	0	0	4	0	0
	Batavia-A	0-5	4.35	9	7	0	0	0	31.0	34	22	15	1	5	27	5	1
2018	GCL Marlins-R	0-1	10.13	1	1	0	0	0	2.2	6	6	3	0	3	6	0	0
	Greensboro-A	6-2	2.58	14	14	2	2	0	80.1	68	32	23	8	10	77	1	0
	Jupiter-A	0-4	4.93	7	7	0	0	0	34.2	32	20	19	4	11	27	3	0
	Minor League Totals - 2 yrs	6-12	3.52	34	29	2	2	0	153.1	141	80	60	13	30	144	9	1

LOFSTROM, Morgan - C AGE: 23; HT: 6-0; WT: 201; B/T: L/R; BORN: 8/17/95, Nelson, British Columbia, Canada. SIGNED BY: Bill Byckowski. RESIDES: West Kelowna, British Columbia, Canada. OBTAINED: Selected in the 20th round of the 2013 First-Year Player Draft. PERSONAL: Graduated from Mount Boucherie Secondary School (West Kelowna, BC). TWITTER: @Morganlofstrom.

Yr	Club	AVG	G	AB	R	H	2B	3B	HR	RBI	SH	SF	HB	BB	SO	SB	CS	E
2014	AZL Reds-R	.215	24	79	4	17	4	0	0	5	0	0	2	1	21	0	0	3
2015	AZL Reds-R	.250	6	12	1	3	0	0	0	0	0	0	1	2	3	1	0	1
2016	AZL Reds-R	.265	10	34	6	9	2	0	1	3	0	0	2	2	7	0	0	2
	Billings-R	.197	22	66	5	13	4	0	1	8	2	0	2	4	26	0	1	1
2017	Billings-R	.202	25	84	13	17	3	0	1	12	2	1	1	7	25	1	0	2
	Dayton-A	.300	3	10	1	3	0	0	0	0	0	0	0	1	2	0	0	0
2018	Louisville-AAA	.300	3	10	0	3	0	0	0	1	0	0	0	0	1	0	0	0
	Daytona-A	.206	29	97	8	20	2	1	2	8	0	0	2	2	29	0	0	2
	Daytona-A	.250	11	28	3	7	3	0	0	2	0	0	1	3	12	0	0	3
Minor League Totals - 5 yrs		.219	133	420	41	92	18	1	5	39	4	1	11	22	126	2	1	14

LONGHI, Nick - OF AGE: 23; HT: 6-2; WT: 210; B/T: R/L; BORN: 8/16/95, Springfield, MA. SIGNED BY: Willie Romy (Red Sox). RESIDES: Venice, FL. OBTAINED: Acquired from the Red Sox on 7/2/17 in exchange for international amateur signing bonus pool space. CAREER NOTES: In 2018, ranked by MLB.com as the Reds' 22nd-best prospect...in 2017, following the season ranked by Baseball America as the Reds 23rd-best prospect...entered the season ranked by Baseball America as the Red Sox' 14th-best prospect...traded from the Red Sox to the Reds on 7/2 in exchange for international amateur signing bonus space...named by MLB.com as the 26th-best prospect in the Reds system...in 2016, for Advanced-A Salem, ranked among Carolina League leaders in batting average (.282, 10th), RBI (77, 5th) and doubles (40, 2nd)...led the league's first basemen in fielding pct (.999), committing 1 error in 856 chances...in 2015, ranked 4th in the Red Sox organization in RBI (62) and 5th in batting average (.281)...following the season was ranked by Baseball America as the no. 14 prospect in the system...also rated by that publication as the best defensive first baseman in the South Atlantic League...in 2013, named the best pure hitter among 2013 Red Sox draft picks in Baseball America's Draft Analysis...selected by Boston in the 30th round of the 2013 First-Year Player Draft. PERSONAL: Graduated from Venice HS (Venice, FL). TWITTER: @nick_longhi21.

Yr	Club	AVG	G	AB	R	H	2B	3B	HR	RBI	SH	SF	HB	BB	SO	SB	CS	E
2013	GCL Red Sox-R	.178	16	45	4	8	5	0	1	4	1	0	1	3	12	1	0	1
2014	Lowell-A	.330	30	109	19	36	10	1	0	10	0	1	0	11	22	0	3	3
2015	Greenville-A	.281	115	442	52	124	27	3	7	62	3	3	6	34	88	2	0	8
2016	Salem-A	.282	124	471	56	133	40	3	2	77	2	9	3	50	106	2	3	1
2017	Portland-AA	.262	62	237	26	62	15	0	6	33	0	0	2	13	40	0	1	2
	Pensacola-AA	.316	7	19	2	6	1	0	1	7	0	0	0	3	5	0	0	0
2018	Louisville-AAA	.233	32	90	8	21	5	0	0	8	0	0	1	2	27	1	0	3
	Pensacola-AA	.250	58	176	20	44	9	0	2	28	0	3	6	13	38	0	0	2
Minor League Totals - 6 yrs		.273	444	1589	187	434	112	7	19	229	6	16	19	129	338	6	7	20

LOPEZ, Alejo - INF AGE: 22; HT: 5-10; WT: 170; B/T: S/R; BORN: 5/5/96, Mexico City, MX. SIGNED BY: Dan Cholowsky. RESIDES: Phoenix, AZ. OBTAINED: Selected in the 27th round of the 2015 First-Year Player Draft. CAREER NOTES: In 2018, selected as an MiLB.com Reds Organization All-Star...for Class-A Dayton, hit safely in 14 straight games from 7/28-8/11 (.414, 24-for-58)...in 2017 ranked among all Pioneer League leaders in sac flys (7, 1st), games (67, T2nd), triples (6, T2nd)...had the third-lowest total plate apps per strikeout ratio (9.61)...reached base safely in 24 straight games from 7/17-8/16...in 2016, was the second-toughest batter to strike out in the Pioneer League (12.05 TPA/SO ratio). PERSONAL: Graduated from Greenway HS (Phoenix), the same high school attended by former Angels outfielder Tim Salmon...committed to Arizona State University before he was drafted in 2015. TWITTER: @alejo_lopez9.

Yr	Club	AVG	G	AB	R	H	2B	3B	HR	RBI	SH	SF	HB	BB	SO	SB	CS	E
2015	AZL Reds-R	.419	12	31	3	13	2	0	0	5	0	0	2	5	2	2	3	0
2016	Billings-R	.273	57	205	36	56	6	1	1	29	1	1	1	21	19	11	3	8
2017	Billings-R	.300	67	220	49	66	10	6	4	33	6	7	6	30	28	11	4	8
2018	Dayton-A	.321	65	234	29	75	16	2	0	17	1	3	4	18	31	7	6	6
Minor League Totals - 4 yrs		.304	201	690	117	210	34	9	5	84	8	11	13	74	78	31	15	25

LOPEZ, Luis - SS AGE: 19; HT: 5-11; WT: 165; B/T: R/R; BORN: 11/30/99, Humacao, PR. SIGNED BY: Hector Otero. RESIDES: Yabucoa, PR. OBTAINED: Selected in the 33rd round of the 2018 First-Year Player Draft.

Yr	Club	AVG	G	AB	R	H	2B	3B	HR	RBI	SH	SF	HB	BB	SO	SB	CS	E
2018	AZL Reds-R	.226	29	84	14	19	2	0	1	7	2	1	2	8	24	4	0	5

LORA, Thomas - SS AGE: 17; HT: 5-11; WT: 170; B/T: R/R; BORN: 11/2/01, Castanuela, DR. SIGNED BY: Hector Otero. RESIDES: Montecristi, DR. OBTAINED: Signed as a non-drafted free agent on 7/2/18. CAREER NOTES: 2019 will be his first professional season.

LOZANO, Deybert - OF AGE: 19; HT: 6-1; WT: 165; B/T: L/R; BORN: 11/15/99, Valencia, VZ. SIGNED BY: Richard Jimenez. RESIDES: Valencia, VZ. OBTAINED: Signed as a non-drafted free agent on 2/7/17.

Yr	Club	AVG	G	AB	R	H	2B	3B	HR	RBI	SH	SF	HB	BB	SO	SB	CS	E
2017	DSL Reds-R	.200	24	80	12	16	3	0	0	2	1	0	0	11	17	4	4	0
	DSL Rojos-R	.250	12	40	5	10	1	0	0	1	1	0	0	2	6	1	2	0
2018	DSL Reds-R	.179	36	106	14	19	2	1	1	7	1	1	3	5	31	3	1	2
Minor League Totals		.199	72	226	31	45	6	1	1	10	3	1	5	18	54	8	7	2

MACHORRO, Carlos - RHP AGE: 22; HT: 6-2; WT: 175; B/T: R/R; BORN: 9/20/96, Monterrey, MX. SIGNED BY: Tony Arias. RESIDES: Cadereyta Jiménez, Nuevo León, MX. OBTAINED: Signed a first-year minor league contract on 6/14/14. CAREER NOTES: In 2018, limited to 6 games due to injury (left elbow surgery)...in 2017, in Dayton's 2-0 win on 5/20 combined with LHP Scott Moss and RHP Brian Hunter to no-hit Bowling Green...in 2016, had the lowest walk/9ip ratio (0.38; 1bb/23.2ip) and the second-lowest baserunners per 9ip ratio (7.23) in the Arizona League.

Yr	Club	W-L	ERA	G	GS	CG	SHO	SV	IP	H	R	ER	HR	BB	SO	WP	BK
2015	AZL Reds-R	1-0	1.50	5	0	0	0	2	12.0	7	3	2	0	4	13	0	0
	Billings-R	1-1	4.76	9	0	0	0	0	17.0	22	9	9	1	8	17	6	0
2016	AZL Reds-R	1-0	1.52	15	0	0	5	23.2	18	5	4	0	1	19	2	0	
	Billings-R	0-2	9.00	8	0	0	0	0	11.0	16	11	11	5	3	11	1	0
2017	Dayton-A	2-3	2.29	29	0	0	1	51.0	33	17	13	1	20	43	4	1	
2018	AZL Reds-R	0-0	0	3	1	0	0	0	4.0	1	0	0	0	0	6	0	0
	Billings-R	1-0	2.45	3	0	0	0	0	3.2	7	1	1	1	4	6	0	0
Minor League Totals - 4 yrs		6-6	2.94	72	1	0	0	8	122.1	104	46	40	8	40	115	13	1

MANTIPLY, Joe - LHP AGE: 28; HT: 6-4; WT: 224; B/T: R/L; BORN: 1/91, Danville, VA. **SIGNED BY:** Bill Buck (Tigers). **RESIDES:** Danville, VA. **OBTAINED:** Signed to a minor league contract with an invitation to 2018 Major League spring training camp on 11/13/17. **CAREER NOTES:** In 2018, on 3/9 had "Tommy John" surgery to repair the torn ulnar collateral ligament in his left elbow (Dr. Timothy Kremchek)...made 2 relief apps in spring training before he was sidelined with the elbow injury...in 2017, spent the season with the Yankees' Class AAA affiliate in Scranton/Wilkes-Barre...posted a 0.95 ERA in his 6 starts (19ip, 16h, 5bb, 17k, 0hr)...posted a 3.53 ERA with 1 save in 2 opps in his 29 relief apps (51ip, 56h, 13bb, 45k, 3hr)...following the season became a minor league free agent and on 11/13 was signed by the Reds to a minor league contract with an invitation to 2018 Major League spring training camp...in 2016, spent most of the season in the minor leagues, where he went 4-2, 2.73 with 1 save in 1 start and 55 relief apps...in his Major League debut made 5 relief apps for the Tigers, all in September...made his first career appearance on 9/3 at KC and retired his only batter on 2 pitches...in 2014, following the season pitched for Glendale in the prestigious Arizona Fall League (11g, 0-1-1, 2.57, 14ip, 15k)...named a Midwest League All-Star. **TRANSACTION HISTORY:** Was selected by the Mets in the 48th round of the June 2009 first-year player draft but did not sign...selected by the Phillies in the 28th round of the June 2012 first-year player draft but did not sign...selected by the Tigers in the 27th round of the June 2013 first-year player draft...claimed off waivers by the Yankees on 11/8/16; was released by the Yankees on 11/28; was re-signed by the Yankees to a minor league contract with an invitation to 2017 Major League spring training camp on 11/30...signed by the Reds to a minor league contract with an invitation to 2018 Major League spring training camp on 11/13/17. **PERSONAL:** As a junior in 2012 led Virginia Tech in innings pitched (81.2). **TWITTER:** @jmantiplj.

Yr	Club	W-L	ERA	G	GS	CG	SHO	SV	IP	H	R	ER	HR	BB	SO	WP	BK
2013	Connecticut-A	0-1	2.04	13	12	0	0	0	35.1	31	12	8	2	10	30	1	0
2014	West Michigan-A	6-3	2.40	38	0	0	0	8	71.1	57	19	19	2	19	76	2	0
	Erie-AA	0-0	3.38	8	0	0	0	1	10.2	12	5	4	1	3	10	1	0
2015	Erie-AA	2-2	2.53	32	0	0	0	2	53.1	49	18	15	4	12	44	1	0
	Toledo-AAA	2-0	0.90	7	0	0	0	1	10	6	1	1	0	1	7	0	0
2016	Toledo-AAA	1-1	4.32	7	1	0	0	0	8.1	11	4	4	1	1	7	1	0
	Erie-AA	3-1	2.47	49	0	0	0	1	51	40	17	14	1	11	62	4	0
	Detroit Tigers	0-0	16.88	5	0	0	0	0	2.2	7	5	5	1	2	2	0	0
2017	Scranton/Wilkes-Barre-AAA	6-5	2.83	35	6	0	0	1	70	72	27	22	3	18	62	0	0
2018	Injured																
									(Injured - Did Not Play)								
Major League Totals		0-0	16.88	5	0	0	0	0	2.2	7	5	5	1	2	2	0	0
Minor League Totals		20-13	2.53	189	19	0	0	14	310.0	278	103	87	14	75	298	10	0

MANUEL, Maiker - RHP AGE: 20; HT: 6-2; WT: 175; B/T: R/R; BORN: 7/29/98, Higuey, DR. **SIGNED BY:** Felix Romero. **RESIDES:** Higuey, DR. **OBTAINED:** Signed as a non-drafted free agent on 12/7/16.

Yr	Club	W-L	ERA	G	GS	CG	SHO	SV	IP	H	R	ER	HR	BB	SO	WP	BK
2017	DSL Rojas-R	3-3	5.63	15	8	0	0	0	46.1	49	32	29	3	25	37	5	1
2018	DSL Reds-R	1-6	4.32	14	7	0	0	0	50.0	43	28	24	3	24	48	3	1
Minor League Totals - 2 yrs		4-9	4.95	29	15	0	0	0	96.1	92	60	53	6	49	85	8	2

MANZANERO, Pabel - C AGE: 23; HT: 6-3; WT: 170; B/T: R/R; BORN: 1/30/96, Palo Negro Aragua, VZ. **SIGNED BY:** Jose Fuentes. **RESIDES:** Palo Negro Aragua, VZ. **OBTAINED:** Signed as a non-drafted free agent on 10/2/12. **CAREER NOTES:** In 2018, was a Pioneer League All-Star.

Yr	Club	AVG	G	AB	R	H	2B	3B	HR	RBI	SH	SF	HB	BB	SO	SB	CS	E
2013	DSL Rojas-R	.241	53	170	17	41	6	0	1	21	0	1	8	11	47	2	2	10
2014	DSL Reds-R	.165	36	109	6	18	3	0	0	8	0	2	9	29	1	2	6	
2015	DSL Rojas-R	.301	39	153	17	46	6	1	8	34	0	3	4	3	41	0	0	8
2016	AZL Reds-R	.303	32	119	13	36	12	0	0	21	0	1	3	4	21	0	0	6
2017	Billings-R	.242	30	99	13	24	6	0	3	16	0	0	2	3	22	0	0	1
2018	Billings-R	.291	66	251	31	73	13	0	9	44	0	3	1	8	55	0	0	9
Minor League Totals		.264	256	901	97	238	46	1	21	144	0	8	20	38	215	3	4	40

MARINAN, James - RHP AGE: 20; HT: 6-5; WT: 210; B/T: R/R; BORN: 10/10/98, Boynton Beach, FL. **SIGNED BY:** Dodgers. **RESIDES:** Boynton Beach, FL. **OBTAINED:** Acquired from the Dodgers on 7/4/18 along with RHP Aneury Zabala in exchange for RHP Dylan Floro, RHP Zach Neal and international bonus pool space. **CAREER NOTES:** In 2018, rated by Baseball America (17) and MLB.com (23) as one of the Reds' top prospects...went a combined 3-2 with a 3.35 ERA in 14 starts between Rookie AZL Dodgers and the Reds' Rookie affiliate Billings Mustangs...traded from the Dodgers to the Reds on 7/4 along with RHP Aneury Zabala in exchange for RHP Dylan Floro, RHP Zach Neal and international cap space...in 2017, rated by MLB.com as the Dodgers' 19th-best prospect...selected by the Dodgers in the fourth round of the 2017 First-Year Player Draft. **PERSONAL:** Graduated from Park Vista HS in Lake Worth, FL, the same high school attended by the Nationals' Trea Turner. **TWITTER:** @marinan_james.

Yr	Club	W-L	ERA	G	GS	CG	SHO	SV	IP	H	R	ER	HR	BB	SO	WP	BK
2017	AZL Dodgers-R	2-0	1.59	9	6	0	0	0	17.0	14	5	3	0	14	14	1	0
2018	AZL Dodgers-R	0-0	0.84	3	3	0	0	0	10.2	11	4	1	0	4	11	0	0
	Billings-R	3-2	3.98	11	11	0	0	0	43.0	49	23	19	1	19	39	11	1
Minor League Totals - 2 yrs		5-2	2.93	23	20	0	0	0	70.2	74	32	23	1	37	64	12	1

MARTÍNEZ, Juan - LHP AGE: 26; HT: 6-2; WT: 183; B/T: L/L; BORN: 7/15/92, Puerto Plata, DR. **SIGNED BY:** Richard Jimenez. **RESIDES:** Puerto Plata, DR. **OBTAINED:** Signed as a non-drafted free agent on 8/5/11.

Yr	Club	W-L	ERA	G	GS	CG	SHO	SV	IP	H	R	ER	HR	BB	SO	WP	BK
2012	DSL Reds-R	2-1	2.42	18	6	0	0	1	52.0	47	20	14	0	20	52	8	0
2013	AZL Reds-R	2-3	6.05	16	3	0	0	0	38.2	42	29	26	1	17	29	8	3
2014	AZL Reds-R	0-2	4.10	14	5	0	0	0	48.1	46	27	22	1	14	51	6	0
2015	Billings-R	1-5	3.51	24	0	0	0	0	33.1	36	21	13	1	7	25	1	0
2016	Dayton-A	3-2	1.60	25	0	0	0	0	33.2	37	9	6	0	8	27	1	1
	Daytona-A	1-1	5.16	22	0	0	0	0	29.2	34	17	17	1	16	19	5	0
2017	Daytona-A	3-3	4.08	40	2	1	0	0	81.2	84	39	37	4	26	61	7	1
2018	Pensacola-AAA	1-0	4.62	18	0	0	0	0	25.1	25	13	13	3	13	24	1	1
	Louisville-AAA	0-1	10.8	2	1	0	0	0	5.0	10	7	6	0	1	9	0	0
	Daytona-A	0-1	4.38	13	1	0	0	0	24.2	28	12	12	1	15	21	4	2
Minor League Totals - 7 yrs		13-19	4.01	192	18	1	0	1	372.1	389	194	166	12	137	318	41	8

MARTINEZ, Juan V. - 3B AGE: 20; HT: 6-0; WT: 179; B/T: R/R; BORN: 11/8/98, Guasipati, Bolivar, VZ. SIGNED BY: Jose Fuentes. RESIDES: Guasipati, Bolivar, VZ. OBTAINED: Signed as a non-drafted free agent, 10/1/15. CAREER NOTES: In 2018, rated by Baseball America the Reds' 20th-best prospect.

Yr	Club	AVG	G	AB	R	H	2B	3B	HR	RBI	SH	SF	HB	BB	SO	SB	CS	E
2016	DSL Rojos-R	.281	19	64	10	18	5	0	0	9	0	2	7	9	13	0	1	4
2017	AZL Reds-R	.220	40	141	25	31	10	1	0	19	0	1	9	13	43	2	1	10
2018	Greeneville-R	.240	9	25	9	6	4	0	0	1	1	0	1	8	5	0	0	6
	Billings-R	.274	47	164	22	45	6	1	8	33	1	3	1	12	39	0	1	8
Minor League Totals - 3 yrs		.254	115	394	66	100	25	2	8	62	2	6	18	42	100	2	3	28

MARTINEZ, Valentin - C AGE: 22; HT: 6-0; WT: 175; B/T: R/R; BORN: 9/21/96, Toluvejo, Colombia. SIGNED BY: Richard Jimenez. RESIDES: Toluvejo, Colombia. OBTAINED: Signed as a non-drafted free agent on 7/29/13.

Yr	Club	AVG	G	AB	R	H	2B	3B	HR	RBI	SH	SF	HB	BB	SO	SB	CS	E
2014	DSL Reds-R	.250	24	64	8	16	3	1	0	3	1	0	4	13	18	8	0	2
2015	DSL Reds-R	.500	2	4	2	2	0	0	0	0	1	0	0	1	0	0	0	0
	DSL Rojos-R	.267	19	60	4	16	1	0	0	5	1	0	2	13	1	2	3	0
2016	DSL Reds-R	.257	52	167	26	43	3	0	2	17	0	1	8	11	28	9	1	7
2017	AZL Reds-R	.292	22	72	9	21	4	2	1	14	0	1	3	5	20	0	1	6
2018	Greeneville-R	.000	1	2	0	0	0	0	0	0	0	0	0	0	1	0	0	0
	Louisville-AAA	.136	8	22	1	3	0	0	0	0	1	0	0	0	6	0	0	0
	Daytona-A	-	1	0	0	0	0	0	0	0	0	0	1	0	0	0	0	0
	Billings-R	.308	12	26	3	8	0	0	1	4	1	0	3	1	5	0	0	1
Minor League Totals - 5 yrs		.261	141	417	53	109	11	3	4	43	5	3	19	33	91	18	4	19

MATEO, Marvin - RHP AGE: 21; HT: 6-3; WT: 170; B/T: R/R; BORN: 1/8/98, Bani, DR. SIGNED BY: Reds. RESIDES: Bani, DR. OBTAINED: Signed as a non-drafted free agent on 1/29/16. CAREER NOTES: In 2018, led the Arizona League with 19 games finished.

Yr	Club	W-L	ERA	G	GS	CG	SHO	SV	IP	H	R	ER	HR	BB	SO	WP	BK
2016	DSL Reds-R	2-4	4.04	13	13	0	0	0	49.0	66	32	22	1	24	36	11	1
2017	DSL Reds-R	1-6	3.11	14	14	0	0	0	63.2	66	37	22	0	34	44	6	2
2018	AZL Reds-R	0-2	1.96	17	0	0	2	18.1	13	8	4	1	7	14	4	0	0
Minor League Totals - 3 yrs		3-12	3.3	44	27	0	0	2	131.0	145	77	48	2	65	94	21	3

MAYSONET, Yomil - RHP AGE: 19; HT: 6-1; WT: 180; B/T: R/R; BORN: 1/9/00, San Juan, PR. SIGNED BY: Hector Otero. RESIDES: Carolina, PR. OBTAINED: Selected in the sixth round of the 2018 First-Year Player Draft. PERSONAL: Attended PJ Education School (Carolina, PR).

Yr	Club	W-L	ERA	G	GS	CG	SHO	SV	IP	H	R	ER	HR	BB	SO	WP	BK
2018	AZL Reds-R	0-1	15.19	4	2	0	0	0	5.1	14	11	9	0	4	5	0	0

McDONALD, Andrew - RHP AGE: 25; HT: 6-6; WT: 240; B/T: R/R; BORN: 12/24/94, Dayton, OH. SIGNED BY: Jeff Brookens. RESIDES: Mason, OH. OBTAINED: Selected in the ninth round of the 2018 First-Year Player Draft. PERSONAL: Played collegiately at Virginia Tech...graduated from Mason HS (OH) where he was named all-conference as a junior and senior, and earned Cincinnati Enquirer Player of the Year and Ohio High School Division 1 Player of the Year in 2013...has a twin sister (Kelsey).

Yr	Club	W-L	ERA	G	GS	CG	SHO	SV	IP	H	R	ER	HR	BB	SO	WP	BK
2018	Billings-R	3-2	4.46	22	0	0	0	2	38.1	34	24	19	2	18	43	8	1

McGREGOR, Justin - RHP AGE: 23; HT: 6-1; WT: 185; B/T: R/R BORN: 12/13/95, Key West, FL. SIGNED BY: Mike Keenan. RESIDES: Midwest City, OK. OBTAINED: Selected in the 31st round of the 2018 First-Year Player Draft. PERSONAL: Played collegiately at Oral Roberts and Cowley County Community College (Arkansas City, KS)...in 2018 received All-Summit League First Team honors after leading the conference with a 2.80 ERA and 93.1 innings pitched...three-time Oklahoma Class 5A state champion at Carl Albert High School in Midwest City, Oklahoma. TWITTER: @J_McGregor10.

Yr	Club	W-L	ERA	G	GS	CG	SHO	SV	IP	H	R	ER	HR	BB	SO	WP	BK
2018	Greeneville-R	1-1	8.62	9	0	0	0	0	15.2	22	18	15	3	9	15	2	0
	Billings-R	1-0	4.5	4	1	0	0	0	8.0	7	4	4	1	3	10	3	0
Minor League Totals - 2 yrs		2-1	7.23	13	1	0	0	0	23.2	29	22	19	4	12	25	5	0

McGUFF, Patrick - RHP AGE: 25; HT: 6-2; WT: 205; B/T: L/R BORN: 3/30/94, Cincinnati, OH. SIGNED BY: Alan Sandberg (Twins). RESIDES: Hamilton, OH. OBTAINED: Signed as a minor league free-agent on 7/9/18. CAREER NOTES: In 2018, released by the Twins on 3/26...made 5 apps with the Independent Evansville Otters of the Frontier League before signing with the Reds on 7/9...made a career-high 10 starts with the Reds' Class-A Dayton Dragons...in 2017, held opponents to a .215 batting average while pitching to a 2.49 ERA in 27 apps for Class-A Cedar Rapids (50.2ip, 53k)...in 2016, selected by the Twins in the 36th round of the First-Year Player Draft...named Appalachian League postseason All-Star after leading the league in saves (9) while pitching for Rookie Elizabethton. PERSONAL: Played collegiately at Morehead State and Sinclair Community College...earned all-conference and MVP honors during his senior season at nearby Hamilton High (Hamilton, OH). TWITTER: @P_McGuff4.

Yr	Club	W-L	ERA	G	GS	CG	SHO	SV	IP	H	R	ER	HR	BB	SO	WP	BK
2016	GCL Twins-R	0-0	0	4	0	0	0	2	5.2	3	0	0	0	0	9	0	0
	Elizabethton-R	2-0	2.77	18	0	0	0	9	26.0	23	9	8	1	10	33	4	0
2017	Cedar Rapids-A	3-2	2.49	27	1	0	0	1	50.2	39	16	14	2	19	53	5	0
2018	Dayton-A	2-5	4.09	11	10	0	0	0	50.2	51	26	23	3	19	35	1	1
Minor League Totals - 3 yrs		7-7	3.05	60	11	0	0	12	133.0	116	51	45	6	48	130	10	1

MEDRANO, Miguel - RHP AGE: 21; HT: 6-0; WT: 165; B/T: R/R; BORN: 1/4/98, San Pedro de Macoris, DR. SIGNED BY: Rangers. RESIDES: San Pedro de Macoris, DR. OBTAINED: Acquired from Texas on 2/21/18 in exchange for international amateur signing bonus pool space. CAREER NOTES: In 2018, after being acquired by the Reds from the Rangers on 2/21 in exchange for international cap space, made a career-high 12 starts for Rookie Greeneville, striking out 55 batters in 54.0 innings...in 2016, signed with the Rangers as a minor league free agent on 6/19.

Yr	Club	W-L	ERA	G	GS	CG	SHO	SV	IP	H	R	ER	HR	BB	SO	WP	BK
2016	DSL Rangers2-R	0-1	3.6	3	0	0	0	0	5.0	4	2	2	0	5	5	0	1
2017	DSL Rangers-R	5-1	2.59	12	10	0	0	0	59.0	53	18	17	2	7	61	1	2
2018	Greeneville-R	2-4	5.5	12	12	0	0	0	54.0	75	40	33	8	17	55	5	1
Minor League Totals - 3 yrs		7-6	3.97	27	22	0	0	0	118.0	132	60	52	10	29	121	6	4

MELO, Junior - C AGE: 21; HT: 6-2; WT: 175; B/T: R/R; BORN: 5/10/97, Bani, DR. SIGNED BY: Gary Perlata. RESIDES: Peravia, DR. OBTAINED: Signed as a non-drafted free agent on 12/7/16.

Yr	Club	AVG	G	AB	R	H	2B	3B	HR	RBI	SH	SF	HB	BB	SO	SB	CS	E
2017	DSL Reds-R	.289	28	90	11	26	4	1	0	6	2	0	1	6	11	0	3	2
2018	DSL Reds-R	.237	36	114	15	27	5	1	1	11	0	2	2	6	16	3	0	8
Minor League Totals - 2 yrs		.260	64	204	26	53	9	2	1	17	2	2	3	12	27	3	3	10

MENDOZA, Yonathan - INF AGE: 25; HT: 5-11; WT: 167; B/T: S/R; BORN: 2/10/94, Quibor, Lara, VZ. SIGNED BY: Ramon Pena & Antonio Caballero (Indians). RESIDES: Quibor, Lara, VZ. OBTAINED: Signed as a minor league free agent on 1/5/19. CAREER NOTES: In 2018, declared minor league free agency on 11/2 and signed with Cincinnati on 1/5/19...in 2017, declared minor league free agency on 11/16 and signed with Seattle on 11/18...in 2011, signed with the Indians as a non-drafted free agent on 3/4.

Yr	Club	AVG	G	AB	R	H	2B	3B	HR	RBI	SH	SF	HB	BB	SO	SB	CS	E
2011	DSL Indians-R	.219	41	114	15	25	4	1	0	14	3	3	0	24	11	2	1	9
2012	DSL Indians-R	.287	43	136	23	39	3	0	0	11	3	0	4	22	10	11	6	8
2013	AZL Indians-R	.281	43	153	22	43	4	3	0	18	2	2	0	22	26	2	3	7
2014	Mahoning Valley-A	.239	63	213	30	51	7	0	1	19	2	0	0	26	26	4	1	6
2015	Akron-AA	.281	19	57	6	16	1	0	1	6	2	3	0	9	6	0	0	2
	Lake County-A	.286	60	213	31	61	13	0	1	23	7	3	2	24	22	5	1	12
	Lynchburg-A	.167	3	6	0	1	0	0	0	0	0	0	1	0	0	0	0	0
2016	Lake County-A	.245	57	200	15	49	7	0	1	24	2	3	1	17	34	1	1	11
	Lynchburg-A	.327	17	55	6	18	2	0	0	4	1	0	2	6	12	1	0	2
	Mahoning Valley-A	.250	13	44	7	11	1	1	1	6	0	0	1	5	6	1	0	4
2017	Akron-AA	.196	15	51	2	10	2	0	1	6	0	0	0	4	9	2	0	0
	Lynchburg Hillcats	.307	72	257	35	79	6	2	2	30	2	0	1	30	31	5	2	6
2018	Arkansas-AA	.261	97	333	61	87	10	0	0	26	2	4	0	46	48	5	1	15
Minor League Totals - 8 yrs		.267	543	1832	253	490	60	7	8	187	26	18	12	235	241	39	16	82

MEY, Luis - RHP AGE: 17; HT: 6-2; WT: 160; B/T: R/R; BORN: 6/24/01, San Pedro de Macoris, DR. SIGNED BY: Felix Romero. RESIDES: San Pedro de Macoris, DR. OBTAINED: Signed as a non-drafted free agent on 7/2/18. CAREER NOTES: 2019 will be his first professional season.

MOJICA, Ariel - RHP AGE: 20; HT: 6-2; WT: 185; B/T: R/R; BORN: 9/20/98, Yaguata, DR. SIGNED BY: Richard Jimenez. RESIDES: San Cristobal, DR. OBTAINED: Signed as a first-year minor league player on 10/15/16.

Yr	Club	W-L	ERA	G	GS	CG	SHO	SV	IP	H	R	ER	HR	BB	SO	WP	BK
2017	DSL Rojos-R	4-5	4.54	20	0	0	0	2	37.2	40	22	19	2	11	35	6	1
2018	AZL Reds-R	0-1	4.67	10	0	0	0	1	17.1	21	12	9	0	7	15	6	3
Minor League Totals - 2 yrs		4-6	4.58	30	0	0	0	3	55.0	61	34	28	2	18	50	12	4

MOORE, A.J. - RHP AGE: 23; HT: 6-4; WT: 215; B/T: R/R; BORN: 1/4/96. SIGNED BY: John Poloni. RESIDES: Dacula, GA. OBTAINED: Selected in the 10th round of the 2018 First-Year Player Draft. PERSONAL: Played collegiately at Kennesaw State where he set school career records for starts, innings pitched and tied the record for victories...graduated from Mountain View HS (Lawrenceville, GA).

Yr	Club	W-L	ERA	G	GS	CG	SHO	SV	IP	H	R	ER	HR	BB	SO	WP	BK
2018	Greenville-R	2-1	5.72	12	1	0	0	0	28.1	31	22	18	2	13	26	4	0

MORENO, Pedro - RHP AGE: 21; HT: 6-5; WT: 200; B/T: R/R; BORN: 3/8/98, Santo Domingo, DR. SIGNED BY: Felix Romero. RESIDES: Santo Domingo, DR. OBTAINED: Signed as a non-drafted free agent on 6/8/17.

Yr	Club	W-L	ERA	G	GS	CG	SHO	SV	IP	H	R	ER	HR	BB	SO	WP	BK
2018	DSL Reds-R	0-6	4.85	14	13	0	0	0	55.2	60	42	30	2	24	53	7	3

MORETA, Dauri - RHP AGE: 22 (turns 23 on 4/15); HT: 6-2; WT: 185; B/T: R/R; BORN: 4/15/96, Comendador, Elias Pina, DR. SIGNED BY: Richard Jimenez. RESIDES: Comendador, Elias Pina, DR. OBTAINED: Signed as a non-drafted free agent on 3/12/15. CAREER NOTES: In 2016, among Arizona League leaders ranked T2nd with 20 appearances and T3rd with 53 strikeouts...ranked fourth among AZL relievers with a .170 opponents batting average.

Yr	Club	W-L	ERA	G	GS	CG	SHO	SV	IP	H	R	ER	HR	BB	SO	WP	BK
2015	DSL Reds-R	1-2	1.69	11	0	0	0	4	21.1	19	7	4	1	7	30	1	0
2016	AZL Reds-R	3-3	2.05	20	0	0	0	4	30.2	19	12	7	0	18	53	8	0
	Billings-R	0-0	0.00	2	0	0	0	0	2.2	1	1	0	0	3	3	1	0
2017	Billings-R	0-0	0.00	4	0	0	0	0	4.0	3	0	0	0	4	8	0	0
	Dayton-A	1-2	4.94	19	0	0	0	0	27.1	18	15	15	4	9	37	4	0
2018	Dayton-A	3-2	7.25	28	0	0	0	1	44.2	49	40	36	2	18	58	7	3
	Billings-R	1-1	4.91	11	0	0	0	3	11.0	10	8	6	1	9	21	6	0
Minor League Totals - 4 yrs		9-10	4.32	95	0	0	0	12	141.2	119	83	68	8	68	210	27	3

MORIN, Parker - C AGE: 27; HT: 5-11; WT: 195; B/T: L/R; BORN: 7/2/91, Richmond, VA. SIGNED BY: Ken Munoz (Royals). RESIDES: Colorado Springs, CO. OBTAINED: Signed as a minor league free agent on 1/15/19. CAREER NOTES: In 2018, invited to Kansas City's Major League Spring Training Camp...in 2017, was limited to 48 games due to injury...in 2015, recipient of the Mike Sweeney Award as the player who best represents the Kansas City Royals organization...named by Baseball America as the best defensive catcher in the Royals system...in 2012, selected by the Royals in the 14th round of the First Year Player Draft. PERSONAL: Played collegiately at the College of Southern Idaho and the University of Utah...graduated from Park City HS (UT).

Yr	Club	AVG	G	AB	R	H	2B	3B	HR	RBI	SH	SF	BB	SO	SB	CS	E	
2012	Idaho Falls-R	.267	55	195	30	52	10	3	4	21	0	1	2	8	36	1	0	2
2013	Wilmington-A	.226	88	297	32	67	13	2	1	30	3	8	3	29	68	4	3	9
2014	Idaho Falls-R	.200	7	30	3	6	1	0	1	4	0	0	0	7	0	0	0	0
	Omaha-AAA	.000	1	3	0	0	0	0	0	0	0	0	0	1	1	0	0	0
	Northwest Arkansas-AA	.206	55	189	13	39	7	0	3	16	4	0	2	12	59	0	1	5
2015	Wilmington-A	.000	3	8	0	0	0	0	0	1	0	1	1	0	1	0	0	0
	Northwest Arkansas-AA	.309	56	178	23	55	10	5	4	30	1	1	0	11	36	1	1	1
2016	Omaha-AAA	.184	76	234	21	43	8	1	1	22	4	2	0	23	67	0	0	9
2017	AZL Royals-R	.280	7	25	3	7	2	1	1	6	0	0	0	1	2	0	0	0
	Omaha-AAA	.167	23	72	4	12	3	0	1	10	0	1	1	1	15	0	0	0
	Northwest Arkansas-AA	.179	18	56	5	10	1	0	0	4	0	2	2	3	20	0	0	0
2018	Omaha-AAA	.265	52	151	16	40	10	0	1	9	2	1	2	11	34	1	0	5
	Minor League Totals	.230	441	1438	150	331	65	12	17	153	14	17	13	100	346	7	5	31

MOSCOT, Jon - RHP AGE: 27; HT: 6-4; WT: 210; B/T: R/R; BORN: 8/15/91, Santa Monica, CA. SIGNED BY: Rex De La Nuez. RESIDES: Pacific Palisades, CA. OBTAINED: Selected in the fourth round of the 2012 First-Year Player Draft. CAREER NOTES: When he debuted in a start on 6/5/15 vs SD became the first player from the Reds' 2012 draft class to appear in the Major Leagues, the 34th player from that draft class overall...2017: Missed the entire season recovering from 7/19/16 "Tommy John" surgery. 2016: Was on the Reds' disabled list twice, from 4/3-4/16 with a strained left intercostal muscle suffered during spring training and then from 5/7-5/30 with inflammation in his non-throwing right shoulder...On 7/5 went on Louisville's disabled list with a torn ulnar collateral ligament in his right elbow that led to season-ending "Tommy John" surgery on 7/19...Began the season on the 15-day disabled list with the strained left intercostal muscle...made a pair of rehabilitation starts before he was reinstated to start on 4/17 at SIL...Went 0-2, 4.02 in 3 starts for the Reds before he was scratched on 5/3 vs SF with soreness in his surgically-repaired, non-throwing left shoulder that led to his second disabling...On 5/31, following 3 more rehab starts for the Bats, returned to the Reds for 2 more starts before he was optioned to Louisville after a 10-9 loss on 6/5 vs Wsh in anticipation of Anthony DeSclafani's reinstatement from the disabled list...From 6/10-6/30 made 5 starts for the Bats before suffering the season-ending right elbow injury...On 10/10 cleared waivers and was outrighted to Louisville...2015: Was 1 of 9 rookie pitchers who combined for 110 starts for the Reds, both single-season modern club records...the Reds' season-ending streak of 64 consecutive starts by rookies, beginning 7/29, is a modern Major League record...was 1 of 5 Reds pitchers to start in his Major League debut (Raisel Iglesias, John Lamb, Michael Lorenzen, Josh Smith)...didn't pitch after 6/15, when 3 batters into the game at Det he suffered a dislocated non-throwing left shoulder in a collision during a rundown...was his third career appearance...on 6/19 had surgery to repair the fractured scapula in his left shoulder...began the season at Louisville and was promoted on 6/5...that night vs SD made his Major League debut after just 77 minor league apps and suffered the 6-2 loss...the fourth-round pick became the first player from the Reds' 2012 draft class to appear in the majors, the 34th player from that draft class overall...struck out his first career batter faced (Will Venable)...in his second start, a 5-2 win on 6/10 vs Phi, earned the victory and singled off Jerome Williams to become the first Reds pitcher to record his first career win and hit in the same game since Bobby Livingston on 6/1/07 at Col...at the time of his 6/5 promotion, his 7 victories tied for second-most of any pitcher in the minor leagues...the Bats went 8-1 in his 9 starts, including 6-0 in his quality starts...from 4/16-4/20 spent time on Louisville's disabled list with a blister on his right middle finger...was a non-roster invitee to Major League spring training camp...2014: Spent most of the season at Class AA Pensacola, where he was a Southern League All-Star, but on 8/18 was promoted to Louisville...2013: Led all Reds minor league pitchers with 140 strikeouts...was California League Pitcher of the Week for 5/13-5/20. PERSONAL: Graduated from Palisades Charter High School in Los Angeles...played for Cuesta College (San Luis Obispo, CA) and at Pepperdine University. TWITTER: @JonnyMoscot.

Yr	Club	W-L	ERA	G	GS	CG	SHO	SV	IP	H	R	ER	HR	BB	SO	WP	BK
12	AZL Reds-R	0-1	0.00	2	1	0	0	0	2.1	3	1	0	0	5	1	0	0
	Billings-R	0-1	2.28	10	10	0	0	0	25.0	19	11	8	2	6	26	4	0
13	Bakersfield-A	2-14	4.59	22	22	0	0	0	115.2	109	66	59	17	36	112	8	1
	Pensacola-AA	2-1	3.19	6	6	0	0	0	31.0	34	12	11	3	12	28	3	0
14	Pensacola-AA	7-10	3.13	25	25	2	0	0	149.1	145	60	52	11	43	111	5	0
	Louisville-AAA	1-1	5.71	3	3	0	0	0	17.1	15	11	11	5	7	9	0	0
15	Louisville-AAA	7-1	3.15	9	9	0	0	0	54.1	50	20	19	5	19	34	7	0
	Cincinnati	1-1	4.63	3	3	0	0	0	11.2	11	6	6	2	5	6	1	0
16	#Daytona-A	0-0	0.00	1	1	0	0	0	3.2	5	0	0	0	1	1	2	0
	Louisville-AAA	4-4	5.26	9	9	0	0	0	49.2	58	29	29	9	16	31	0	0
	Cincinnati	0-3	8.02	5	5	0	0	0	21.1	26	22	19	10	10	10	0	0
17																	
18																	
	Minor League Totals	1-4	6.82	8	8	0	0	0	33.0	37	28	25	12	15	16	1	0
	Minor League Totals	23-33	3.79	87	86	2	0	0	448.1	438	210	189	52	145	353	29	1

Injury rehab

MOSS, Scott - LHP AGE: 24; HT: 6-6; WT: 225; B/T: L/L; BORN: 10/6/94, Boynton Beach, FL. SIGNED BY: Greg Zunino. RESIDES: Deltona, FL. OBTAINED: Selected in the fourth round of the 2016 First-Year Player Draft (108th overall). CAREER NOTES: In 2018, ranked by MLB.com (16) and Baseball America (26) as one of the Reds' top prospects...ranked among Florida State League leaders in wins (15, 1st), starts (25, T2nd), ERA (3.68, 6th) and innings pitched (132.0, 4th)...led all Reds farmhands with 15 wins while ranking sixth in ERA...selected as a FSL full-season All-Star...in 2017, named Midwest League Pitcher of the Week for 5/29-6/4...ranked by both Baseball America and MLB.com as the Reds' 29th-best prospect...ranked among Midwest League leaders in strikeouts (1st, 156k), wins (2nd, 13), starts (T2nd, 26), opponents batting average (4th, .224), innings pitched (5th, 135.2) and ERA (6th, 3.45)...his 13 victories were tops among all Reds farmhands while his 156 strikeouts ranked second. PERSONAL: Pitched collegiately at the University of Florida, where for 3 straight years made the SEC Academic Honor Roll...underwent "Tommy John surgery" during his freshman season...named to the 2016 SEC All-Tournament Team...originally selected by the Rockies in the 38th round of the 2013 First-Year Player Draft...graduated from DeLand HS (FL) where he was selected as the Daytona Beach News-Journal's Player of the Year in 2013...was also a member of the National Honor Society, Fellowship of Christian Athletes and the Engineering Academy at DeLand.

Yr	Club	W-L	ERA	G	GS	CG	SHO	SV	IP	H	R	ER	HR	BB	SO	WP	BK
2016	Billings-R	3-1	2.35	10	10	0	0	0	38.1	35	13	10	2	14	29	1	0
2017	Daytona-A	13-6	3.45	26	26	0	0	0	135.2	114	62	52	11	48	156	10	0
2018	Daytona-A	15-4	3.68	25	25	0	0	0	132.0	135	66	54	13	41	112	6	0
	Minor League Totals - 3 yrs	31-11	3.41	61	61	0	0	0	306.0	284	141	116	26	103	297	17	0

MOTA, Reinardo - RHP AGE: 20; HT: 6-2; WT: 165; B/T: R/R; BORN: 11/14/98, San Pedro de Macoris, DR. SIGNED BY: Felix Romero. RESIDES: San Pedro de Macoris, DR. OBTAINED: Signed as a non-drafted free agent on 5/4/17.

Yr	Club	W-L	ERA	G	GS	CG	SHO	SV	IP	H	R	ER	HR	BB	SO	WP	BK
2017	DSL Rojos-R	1-0	3.04	16	0	0	0	0	23.2	25	13	8	1	15	21	7	1
2018	AZL Reds-R	0-0	8.72	14	0	0	0	0	21.2	33	23	21	1	14	12	9	2
Minor League Totals - 2 yrs		1-0	5.76	30	0	0	0	0	45.1	58	36	29	2	29	33	16	3

MOUNT, Drew - OF AGE: 22; HT: 5-11; WT: 205; B/T: L/L; BORN: 3/24/96, Santa Clara, CA. SIGNED BY: Mike Keenan. RESIDES: Santa Clara, CA. OBTAINED: Selected in the 16th round of the 2018 First-Year Player Draft. CAREER NOTES: In 2018, made his professional debut with 65 games at Rookie Billings... named Reds Minor League Player of the Month for August (25g, 413, 606slg, 3hr, 11 2B, 43-for-104)...with 58 RBI ranked second in the Pioneer League...among all qualified PL outfielders, his .984 fielding pct. ranked T1st...his .310 batting average ranked third among all Reds farmhands. PERSONAL: Played collegiately at Kansas State where in 2018 was an All-Big-12 Honorable Mention and was named Collegiate Baseball National Player of the Week for 3/12/18...also played at De Anza College (Cupertino, CA) where in 2017, was selected to the Coast Golden Gate Conference First Team, Northern California First Team, and a ABCA/Rawlings Pacific Association Division Gold Glove winner...played safely for the San Jose State football team in 2014...graduated from Archbishop Mitty HS (San Jose, CA), the same school attended by NBA forward Aaron Gordon, MLB outfielder Mitch Haniger and silver-medal Olympic figure skater Polina Edmunds. TWITTER: @Drew_Mount.

Yr	Club	AVG	G	AB	R	H	2B	3B	HR	RBI	SH	SF	HB	BB	SO	SB	CS	E
2018	Billings-R	.310	65	242	42	75	19	0	8	58	0	2	3	18	40	7	2	2

MUNROE, Reshard - OF AGE: 22; HT: 6-0; WT: 170; B/T: L/L; BORN: 6/15/96, Freeport, Bahamas. SIGNED BY: Jim Stoeckel. RESIDES: Freeport, Bahamas. OBTAINED: Signed as a non-drafted free agent on 7/5/14.

Yr	Club	AVG	G	AB	R	H	2B	3B	HR	RBI	SH	SF	HB	BB	SO	SB	CS	E
2015	DSL Reds-R	.249	51	177	33	44	2	6	2	20	0	0	2	29	31	14	3	3
2016	AZL Reds-R	.157	21	51	11	8	0	3	0	5	0	0	1	10	11	7	1	3
2017	AZL Reds-R	.290	36	124	31	36	5	1	3	15	1	0	1	22	28	6	3	4
2018	Billings-R	.313	28	99	13	31	5	0	3	12	0	0	2	10	26	6	7	1
Minor League Totals - 4 yrs		.251	168	550	104	138	15	12	11	62	2	1	7	85	123	42	16	14

NAUGHTON, Packy - LHP AGE: 22 (turns 23 on 4/16); HT: 6-1; WT: 190; B/T: R/L; BORN: 4/16/96, Boston, MA. SIGNED BY: Jeff Brookens. RESIDES: West Roxbury, MA. OBTAINED: Selected in the ninth round of the 2017 First-Year Player Draft. CAREER NOTES: In 2018, selected by MLB.com as the Reds' 30th-best prospect...earned Reds Minor League Pitcher of the Month honors for August...named Midwest League Pitcher of the Week for 7/9-7/15...in 2017, ranked by Baseball America as the Reds' 28th-best prospect...twice named Pioneer League Pitcher of the Week (7/10-7/16 & 8/28-9/4). PERSONAL: Played collegiately at Virginia Tech...graduated from Boston Latin School (Boston, MA). TWITTER: @Packy_8.

Yr	Club	W-L	ERA	G	GS	CG	SHO	SV	IP	H	R	ER	HR	BB	SO	WP	BK
2017	Billings-R	3-3	3.15	14	12	0	0	0	60.0	58	24	21	5	20	63	2	0
2018	Dayton-A	5-10	4.03	28	28	0	0	0	154.0	168	73	69	12	34	137	6	1
Minor League Totals - 2 yrs		8-13	3.79	42	40	0	0	0	214.0	226	97	90	17	54	200	8	1

NAY, Mitch - INF AGE: 25; HT: 6-3; WT: 210; B/T: R/R; BORN: 9/20/93, Tarzana, CA. SIGNED BY: Blake Crosby (Blue Jays). RESIDES: Chandler, AZ. OBTAINED: Selected from the Blue Jays in the Triple-A phase of the 2017 Rule 5 Draft (12/14/17). CAREER NOTES: In 2018, named Reds Minor League Player of the Month for April after leading all Reds farmhands in hits (31), home runs (5), RBI (27), slugging percentage (.614) and OPS (1.028)...selected as a Florida State League All-Star...his 70 total RBI ranked third among all Reds minor leaguers...2015-17, was limited to 178 games due to a staph infection and 3 knee surgeries...in 2014, finished the season ranked as the Blue Jays' No. 7 prospect according to MLB.com...selected as an MiLB.com Blue Jays organization all-star...named as a Midwest League mid and postseason All-Star...in 2013, named Most Valuable Player of the 2013 Northwest League Post-Season...selected to the 2013 Appalachian League All-Star team...in 2012, selected by the Toronto Blue Jays in the first round (58th overall) of the '12 First-Year Player Draft. PERSONAL: Graduated from Hamilton High School (Chandler, AZ)...had committed to Arizona State before the draft...is the grandson of Lou Klimchok, who played 12 seasons as a Major League infielder in the '50s and '60s. TWITTER: @mitchnay7.

Yr	Club	AVG	G	AB	R	H	2B	3B	HR	RBI	SH	SF	HB	BB	SO	SB	CS	E
2013	Bluefield-R	.300	64	230	41	69	11	0	6	42	0	3	0	25	35	0	1	17
2014	Lansing-A	.285	120	473	57	135	34	3	3	59	0	3	3	39	79	6	2	19
	Dunedin-A	.189	11	37	2	7	1	0	0	1	0	0	0	3	9	0	0	2
2015	Dunedin-A	.243	109	391	32	95	18	5	5	42	1	8	5	32	75	0	1	19
2016	GCL Blue Jays-R	.091	8	22	1	2	0	0	0	0	0	0	1	0	9	0	0	0
2017	Lansing-A	.222	61	252	26	56	9	2	10	40	0	6	2	15	57	0	0	5
2018	Daytona-A	.271	69	251	28	68	18	2	5	44	0	2	3	25	57	1	1	16
	Pensacola-AA	.262	63	221	36	58	10	0	6	26	0	2	5	31	43	2	0	5
Minor League Totals - 6 yrs		.261	505	1877	223	490	101	12	35	254	1	24	19	170	364	9	5	83

NINO, Jeffrey - RHP AGE: 22; HT: 6-4; WT: 170; B/T: R/R; BORN: 9/26/96, Barranquilla, Colombia. SIGNED BY: Jose Valdelamar. RESIDES: Soledad, Atlantico, Colombia. OBTAINED: Signed as a non-drafted free agent on 11/29/14.

Yr	Club	W-L	ERA	G	GS	CG	SHO	SV	IP	H	R	ER	HR	BB	SO	WP	BK
2015	DSL Rojos-R	0-3	4.65	16	4	0	0	0	31.0	26	20	16	0	15	17	7	0
2016	DSL Rojos-R	2-4	5.49	16	7	0	0	0	57.1	57	40	35	2	26	40	16	0
2017	DSL Rojos-R	1-4	5.26	15	3	0	0	3	39.1	43	33	23	2	22	27	8	0
2018	AZL Reds-R	1-2	5.19	16	0	0	0	0	26.0	31	17	15	0	12	20	10	0
Minor League Totals - 4 yrs		4-13	5.21	63	14	0	0	3	153.2	157	110	89	4	75	104	41	0

NORIEGA, Orlando - RHP AGE: 19; HT: 6-0; WT: 175; B/T: R/R; BORN: 5/15/99, Maturin, VZ. SIGNED BY: Jose Fuentes. RESIDES: Maturin, VZ. OBTAINED: Signed as a first-year minor league player on 11/9/15. CAREER NOTES: In 2018, his 12 starts ranked T1st in the Arizona League.

Yr	Club	W-L	ERA	G	GS	CG	SHO	SV	IP	H	R	ER	HR	BB	SO	WP	BK
2016	DSL Reds-R	2-3	4.06	22	0	0	0	3	31.0	24	26	14	2	34	36	12	0
2017	DSL Reds-R	1-2	4.11	14	14	0	0	0	65.2	68	38	30	1	26	50	9	1
2018	AZL Reds-R	0-5	5.09	14	12	0	0	0	53.0	59	43	30	4	24	48	11	1
Minor League Totals - 3 yrs		3-10	4.45	50	26	0	0	3	149.2	151	107	74	7	84	134	32	2

NOVA, Moises - RHP

AGE: 23; HT: 6-3; WT: 190; B/T: R/R; BORN: 8/2/95, Azua, DR. SIGNED BY: Richard Jimenez. RESIDES: Azua, DR. OBTAINED: Signed as a non-drafted free agent on 3/12/15. CAREER NOTES: In 2017, selected as a Pioneer League All-Star...named PL Pitcher of the Week for 7/3-7/9. TWITTER: @MoisesNova2.

Yr	Club	W-L	ERA	G	GS	CG	SHO	SV	IP	H	R	ER	HR	BB	SO	WP	BK
2015	DSL Reds-R	2-1	3.25	14	14	0	0	0	55.1	41	27	20	0	28	64	11	0
2016	Billings-R	0-7	4.80	15	15	0	0	0	54.1	46	40	49	5	33	51	11	0
2017	Billings-R	1-1	3.13	12	1	0	0	1	31.2	22	12	11	0	12	36	6	0
	Dayton-A	0-1	4.86	8	0	0	0	1	16.2	14	11	9	2	9	18	4	1
2018	Greenville-R	1-0	5.59	9	0	0	0	0	9.2	9	7	6	1	5	10	5	0
	Billings-R	0-1	6.55	9	0	0	0	0	11.0	14	8	8	1	9	13	4	0
Minor League Totals - 4 yrs		4-11	4.18	67	30	0	0	2	178.2	146	105	83	9	96	192	41	1

NUNEZ, Ruben - LHP

AGE: 21; HT: 6-3; WT: 176; B/T: L/L; BORN: 1/24/98, Santo Domingo, DR. SIGNED BY: Richard Jimenez. RESIDES: Santo Domingo, DR. OBTAINED: Signed as a first-year minor league player on 10/15/16. CAREER NOTES: In 2018, his professional debut was delayed due to injury (left elbow surgery).

NUTOF, Ryan - RHP

AGE: 23; HT: 6-3; WT: 190; B/T: L/R; BORN: 11/2/95, Elmhurst, IL. SIGNED BY: Ben Jones. RESIDES: Longwood, FL. OBTAINED: Selected in the 16th round of the 2017 First-Year Player Draft. CAREER NOTES: In 2018, his 9 holds led the Midwest League, while his 46 apps tied teammate Cory Thompson for league-most. PERSONAL: Played collegiately at the University of Michigan...graduated from South Elgin HS (South Elgin, IL). TWITTER: @NutofRyan.

Yr	Club	W-L	ERA	G	GS	CG	SHO	SV	IP	H	R	ER	HR	BB	SO	WP	BK
2017	Billings-R	0-2	4.08	21	0	0	0	1	28.2	35	22	13	1	14	30	1	0
2018	Daytona-A	0-0	3.86	1	0	0	0	0	2.1	6	1	1	0	0	1	0	0
	Daytona-A	5-1	2.92	46	0	0	0	5	71.0	75	27	23	3	27	76	4	2
Minor League Totals - 2 yrs		5-3	3.26	68	0	0	0	6	102.0	116	50	37	4	41	107	5	2

OHANIAN, Sarkis - RHP

AGE: 25; HT: 6-0; WT: 195; B/T: R/R; BORN: 8/6/93, Englewood, NJ. SIGNED BY: Perry Smith. RESIDES: Boynton Beach, FL. OBTAINED: Selected in the ninth round of the 2015 First-Year Player Draft. CAREER NOTES: In 2018, limited to 14 games due to injury (right elbow surgery & right foot surgery)...in 2016, his 13 saves ranked T2nd in the Midwest League and third among all Reds minor leaguers. PERSONAL: Played collegiately at Duke University where he graduated with a degree in sociology...in 2013, was selected as an all-star in the prestigious Cape Cod League...graduated from North Broward Prep (Coconut Creek, FL). TWITTER: @SarkDShark75.

Yr	Club	W-L	ERA	G	GS	CG	SHO	SV	IP	H	R	ER	HR	BB	SO	WP	BK
2015	Billings-R	2-2	4.10	18	0	0	0	0	37.1	28	21	17	3	21	54	6	1
2016	Dayton-A	0-3	3.31	34	0	0	0	13	35.1	20	15	13	1	13	61	11	0
2017	Daytona-A	3-0	4.22	11	0	0	0	1	10.2	8	5	5	1	10	21	1	0
2018	Daytona-A	0-0	3.38	3	0	0	0	0	5.1	4	2	2	0	0	8	0	0
	Daytona-A	2-1	9	11	0	0	0	2	12.0	14	16	12	2	10	15	0	0
Minor League Totals - 4 yrs		7-6	4.38	77	0	0	0	16	100.2	74	59	49	7	54	159	18	1

OLIVER, Hunter - C

AGE: 21; HT: 6-1; WT: 220; B/T: R/R; BORN: 10/21/97, Chattanooga, TN. SIGNED BY: J.R. Reynolds. RESIDES: Citrus Springs, FL. OBTAINED: Selected in the 21st round of the 2018 First-Year Player Draft. PERSONAL: Played collegiately at Cleveland State Community College (TN)...graduated from Cleveland HS (TN).

Yr	Club	AVG	G	AB	R	H	2B	3B	HR	RBI	SH	SF	HB	BB	SO	SB	CS	E
2018	Greenville-R	.256	38	125	27	32	5	0	6	20	0	2	3	7	39	0	2	4

OLIVO, Cristian - OF

AGE: 20; HT: 6-2; WT: 170; B/T: L/L; BORN: 9/30/98, Bayaguana, Monte Plata, DR. SIGNED BY: Eury Haslem, Enmanuel Cartagena and Richard Jimenez. RESIDES: Bayaguana, Monte Plata, DR. OBTAINED: Signed as a non-drafted free agent on 7/2/15.

Yr	Club	AVG	G	AB	R	H	2B	3B	HR	RBI	SH	SF	HB	BB	SO	SB	CS	E
2016	DSL Rojos-R	.101	27	89	10	9	2	1	1	4	0	0	0	5	47	1	0	0
2017	DSL Reds-R	.251	54	195	23	49	10	4	3	24	2	2	4	10	51	7	3	9
2018	AZL Reds-R	.157	38	140	14	22	3	3	2	11	0	0	1	4	61	4	0	4
Minor League Totals - 3 yrs		.189	119	424	47	80	15	8	6	39	2	2	5	19	159	12	3	13

OLSON, Ryan - RHP

AGE: 24; HT: 6-3; WT: 200; B/T: R/R BORN: 11/22/94, Palm Springs, CA. SIGNED BY: Mike Misuraca. RESIDES: Upland, CA. OBTAINED: Selected in the 13th round of the 2016 First-Year Player Draft. CAREER NOTES: In 2017, named Midwest League Pitcher of the Week for 4/6-4/16...in 2016, professional season was postponed due to a right pars stress fracture (back)...at Cal Poly Pomona was listed on the Golden Spikes Award Watch List. PERSONAL: Pitched collegiately at Cal Poly Pomona and the University of San Diego...in 2015, became the only pitcher in CPP history to post a perfect record on the mound (12-0) though 14 starts...graduated from Western Christian High School (Upland, CA)...was a member of the 18U USA Baseball Team, and helped his team achieve a gold medal...in 2014, played in the prestigious Cape Cod League. TWITTER: @ryanolsn36.

Yr	Club	W-L	ERA	G	GS	CG	SHO	SV	IP	H	R	ER	HR	BB	SO	WP	BK	
2016	(Injured - Did Not Play)																	
2017	Dayton-A	2-2	4.18	4	4	1	1	0	23.2	24	13	11	1	4	18	0	0	
2018	Greenville-R	0-0	11.57	2	0	0	0	0	2.1	6	4	3	0	0	4	1	0	
	Daytona-A	4-3	4.64	10	10	1	0	0	52.1	58	31	27	5	18	46	3	0	
Minor League Totals - 2 yrs		6-5	4.71	16	14	2	1	0	78.1	88	48	41	6	22	68	4	0	

OREWILER, Austin - RHP

AGE: 25; HT: 6-2; WT: 205; B/T: R/R; BORN: 5/18/93, Galveston, TX. SIGNED BY: Byron Ewing. RESIDES: Galveston, TX. OBTAINED: Selected in the 14th round of the 2015 First-Year Player Draft. CAREER NOTES: In 2018, ranked seventh among all Reds minor leaguers and eighth in the Midwest League with a 3.72 ERA...following the season pitched 18.0 innings over 5 apps for Scottsdale in the prestigious Arizona Fall League...in 2016, selected as a midseason Midwest League All-Star. PERSONAL: Played collegiately at Rice where in 2015 received All-Conference USA first team honors...graduated from Ball HS (Galveston, TX) where he pitched, played outfield and catcher...maintained a 4.2 GPA in high school.

Yr	Club	W-L	ERA	G	GS	CG	SHO	SV	IP	H	R	ER	HR	BB	SO	WP	BK
2015	Billings-R	0-1	4.68	19	0	0	0	1	25.0	19	18	13	4	15	23	2	0
2016	Dayton-A	3-14	4.05	28	23	1	1	0	131.0	150	75	59	3	40	79	15	0
2017	Daytona-A	5-4	3.58	41	0	0	0	0	78.0	71	41	31	7	32	71	7	0
2018	Dayton-A	5-5	3.72	30	12	0	0	2	123.1	129	64	51	12	39	71	5	1
Minor League Totals - 4 yrs		13-24	3.88	118	35	1	1	3	357.1	369	198	154	26	126	244	29	1

ORTEGA, Jose - RHP AGE: 19; HT: 6-3; WT: 190; B/T: R/R; BORN: 11/8/99, Mao, DR. SIGNED BY: Felix Romero. RESIDES: Mao, Valverde, DR. OBTAINED: Signed as a non-drafted free agent on 7/3/17.

Yr	Club	W-L	ERA	G	GS	CG	SHO	SV	IP	H	R	ER	HR	BB	SO	WP	BK
2018	DSL Reds-R	1-1	2.77	8	4	0	0	0	13.0	11	8	4	1	8	8	2	0

OZUNA, Reniel - OF AGE: 20; HT: 6-2; WT: 180; B/T: R/R; BORN: 7/29/98, Boca Chica, DR. SIGNED BY: Enmanuel Cartagena. RESIDES: Santo Domingo, DR. OBTAINED: Signed as a non-drafted free agent on 7/2/15.

Yr	Club	AVG	G	AB	R	H	2B	3B	HR	RBI	SH	SF	HB	BB	SO	SB	CS	E
2016	DSLReds-R	.268	51	179	27	48	13	1	4	24	0	2	7	11	39	6	3	3
2017	AZL Reds-R	.288	35	118	14	34	7	3	0	14	0	1	1	11	30	8	2	1
2018	Greenville-R	.252	60	218	27	55	7	1	2	27	0	2	0	31	63	2	5	8
	Billings-R	.158	7	19	3	3	0	0	0	3	1	1	0	4	6	1	0	0
Minor League Totals - 3 yrs		.262	153	534	71	140	27	5	6	68	1	6	8	57	138	17	10	12

PALACIOS, Aiverson - SS AGE: 18; HT: 6-0; WT: 150; B/T: S/R; BORN: 4/13/00, Portamar, VZ. SIGNED BY: Felix Romero, Enmanuel Cartagena and Richard Jimenez. RESIDES: Margarita, VZ. OBTAINED: Signed as a first-year minor league player on 10/25/16.

Yr	Club	AVG	G	AB	R	H	2B	3B	HR	RBI	SH	SF	HB	BB	SO	SB	CS	E
2017	DSL Rojos-R	.148	43	108	8	16	3	1	0	8	2	2	1	12	59	2	5	15
2018	DSL Reds-R	.173	35	98	16	17	0	2	0	5	4	1	4	18	50	10	2	13
Minor League Totals - 2 yrs		.160	78	206	24	33	3	3	0	13	6	3	5	30	109	12	7	28

PAYANO, Victor - LHP AGE: 26; HT: 6-5; WT: 180; B/T: L/L; BORN: 10/17/92, San Juan de la Magua, DR. SIGNED BY: Rodolfo Rosario (Rangers). RESIDES: Santo Domingo, DR. OBTAINED: Signed as a minor league free agent on 11/20/17. CAREER NOTES: In 2018, held opponents to a .202 batting average with 45 strikeouts in 32.0 innings and 21 apps for Double-A Pensacola...in 2016, selected as a Texas League All-Star while with Double-A Frisco...in 2013, named Carolina League Pitcher of the Week (5/13) while with Class-A Myrtle Beach...in 2012, selected as a South Atlantic League All-Star while with Class-A Hickory. TRANSACTIONS: 11/20/17 signed with Cin as a minor league free agent...11/10/16 signed with Mia as a minor league free agent...2/5/10 signed with Tex as a minor league free agent.

Yr	Club	W-L	ERA	G	GS	CG	SHO	SV	IP	H	R	ER	HR	BB	SO	WP	BK
2010	DSL Rangers-R	3-1	3.40	17	12	0	0	0	50.1	44	25	19	3	24	52	5	0
2011	Spokane-A	2-5	5.44	15	9	0	0	0	48	53	37	29	7	27	43	5	0
2012	Hickory-A	6-8	4.63	25	20	1	1	1	105	97	61	54	8	62	97	16	1
2013	Myrtle Beach-A	5-7	6.29	22	21	0	0	0	87.1	85	64	61	11	57	96	5	2
2014	Myrtle Beach-A	5-8	4.58	29	25	0	0	0	125.2	123	69	64	11	90	86	8	0
2015	Frisco-AA	4-4	5.05	29	15	0	0	0	92.2	91	62	52	13	64	78	6	0
2016	Frisco-AA	7-6	4.05	19	19	0	0	0	100	106	51	45	12	44	96	9	1
	Round Rock-AAA	2-2	5.53	6	4	0	0	0	27.2	17	17	17	4	16	20	1	0
2017	Jacksonville-AA	1-1	3.55	9	0	0	0	1	12.2	7	6	5	0	10	21	1	1
	New Orleans-AAA	4-3	3.42	28	2	0	0	0	52.2	37	21	20	5	32	59	4	1
2018	Pensacola-AA	0-2	4.22	21	3	0	0	0	32.0	23	20	15	5	23	45	3	0
Minor League Totals - 9 yrs		39-47	4.67	220	130	1	1	2	734.0	683	433	381	79	449	693	63	6

PEGUERO, Francis - RHP AGE: 21; HT: 6-1; WT: 185; B/T: R/R; BORN: 8/11/97, San Pedro de Macoris, DR. SIGNED BY: Felix Romero. RESIDES: San Pedro de Macoris, DR. OBTAINED: Signed as a non-drafted free agent on 7/3/17.

Yr	Club	W-L	ERA	G	GS	CG	SHO	SV	IP	H	R	ER	HR	BB	SO	WP	BK
2017	DSL Reds-R	0-1	2.45	8	0	0	0	4	14.2	10	4	4	0	1	17	3	0
2018	AZL Reds-R	0-1	6.04	13	0	0	0	1	22.1	33	19	15	1	6	13	3	1
	DSL Reds-R	0-0	7.11	3	0	0	0	0	6.1	11	7	5	0	4	5	0	0
Minor League Totals - 2 yrs		0-2	4.98	24	0	0	0	5	43.1	54	30	24	1	11	35	6	1

PERALTA, Jose - RHP AGE: 19; HT: 6-1; WT: 170; B/T: R/R; BORN: 10/2/99, La Guaira, VZ. SIGNED BY: Edgar Melo. RESIDES: Catia La Mar, VZ. OBTAINED: Signed as a non-drafted free agent on 7/20/17.

Yr	Club	W-L	ERA	G	GS	CG	SHO	SV	IP	H	R	ER	HR	BB	SO	WP	BK
2018	DSL Reds-R	4-2	2.12	16	6	0	0	0	46.2	42	20	11	3	12	31	5	0

PEREZ, Lenniell - SS AGE: 17; HT: 6-0; WT: 170; B/T: R/R; BORN: 2/3/02, Santo Domingo, DR. SIGNED BY: Richard Jimenez. RESIDES: Santo Domingo, DR. OBTAINED: Signed as a non-drafted free agent on 7/2/18. CAREER NOTES: 2019 will be his first professional season.

PICHARDO, Juan - RHP AGE: 21 (turns 22 on 4/25); HT: 6-5; WT: 170; B/T: R/R; BORN: 4/25/97, Nagua, DR. SIGNED BY: Felix Romero. RESIDES: Payita, DR. OBTAINED: Signed as a non-drafted free agent on 12/7/16. CAREER NOTES: In 2018, did not pitch due to injury (right elbow surgery).

Yr	Club	W-L	ERA	G	GS	CG	SHO	SV	IP	H	R	ER	HR	BB	SO	WP	BK
2017	DSL Reds-R	5-3	4.26	16	1	0	0	1	38.0	38	25	18	1	24	20	8	1
2018																	

(Injured - Did Not Play)

PIDICH, Matt - RHP AGE: 24; HT: 6-2; WT: 211; B/T: R/R; BORN: 12/25/94, Freehold, NJ. SIGNED BY: Jeff Brookens. RESIDES: Aberdeen, NJ. OBTAINED: Selected in the eighth round of the 2018 First-Year Player Draft. PERSONAL: Played collegiately at the University of Pittsburgh...underwent "Tommy John" surgery in 2016...graduated from Christian Brothers Academy (Lincroft, NJ).

Yr	Club	W-L	ERA	G	GS	CG	SHO	SV	IP	H	R	ER	HR	BB	SO	WP	BK
2018	Billings-R	1-2	5.28	19	1	0	0	0	30.2	30	22	18	3	9	34	1	0

PINEDA, Jose - OF AGE: 21; HT: 6-3; WT: 185; B/T: R/R; BORN: 2/10/98, Santo Domingo, DR. SIGNED BY: Eric Lee. RESIDES: Santo Domingo, DR. OBTAINED: Signed as a non-drafted free agent on 8/31/18. CAREER NOTES: 2019 will be his first professional season.

PLAZ, Peterson - OF AGE: 20; HT: 5-10; WT: 155; B/T: L/L; BORN: 3/6/99, Caracas, VZ. SIGNED BY: Jose Fuentes. RESIDES: Caracas, VZ. OBTAINED: Signed as a non-drafted free agent on 9/28/15.

Yr	Club	AVG	G	AB	R	H	2B	3B	HR	RBI	SH	SF	HB	BB	SO	SB	CS	E
2016	AZL Reds-R	.258	59	229	30	59	3	0	1	16	1	2	2	21	33	11	9	0
2017	DSL Rojas-R	.290	39	145	24	42	3	1	0	11	2	2	1	14	12	8	4	2
	DSL Reds-R	.400	14	45	10	18	1	0	0	4	0	0	0	11	7	5	2	0
2018	AZL Reds-R	.320	34	103	12	33	3	0	0	4	1	0	2	9	10	3	3	4
Minor League Totals - 3 yrs		.291	146	522	76	152	10	1	1	35	4	4	5	55	62	27	18	6

REINA, Carlos - C AGE: 20; HT: 6-0; WT: 175; B/T: S/R; BORN: 12/11/98, Maracay, VZ. SIGNED BY: Jose Fuentes. RESIDES: Mariara, Carabobo, VZ. OBTAINED: Signed as a non-drafted free agent on 7/10/15.

Yr	Club	AVG	G	AB	R	H	2B	3B	HR	RBI	SH	SF	HB	BB	SO	SB	CS	E
2016	DSL Rojas-R	.255	49	149	23	38	7	4	0	17	0	2	3	24	33	6	2	6
2017	DSL Rojas-R	.324	46	139	27	45	6	2	1	20	0	3	0	17	24	3	2	3
2018	AZL Reds-R	.220	26	82	14	18	4	2	2	11	0	1	3	10	18	3	0	3
Minor League Totals - 3 yrs		.273	121	370	64	101	17	8	3	48	0	6	6	51	75	12	4	12

REMY, Danielito - SS AGE: 20; HT: 6-1; WT: 170; B/T: R/R; BORN: 5/5/98, La Romana, DR. SIGNED BY: Eury Luis Haslen. RESIDES: La Romana, DR. OBTAINED: Signed as a non-drafted free agent on 7/2/15. CAREER NOTES: In 2018, his .295 batting average ranked fourth among all Reds minor leaguers... hit safely in 13 straight games from 6/19-7/10 (20-for-56, .357).

Yr	Club	AVG	G	AB	R	H	2B	3B	HR	RBI	SH	SF	HB	BB	SO	SB	CS	E
2016	DSL Reds-R	.255	52	188	28	48	8	4	2	16	0	0	0	8	42	5	3	12
2017	DSL Reds-R	.249	60	225	32	56	5	9	3	25	0	2	3	12	70	18	4	13
2018	AZL Reds-R	.295	40	156	19	46	11	0	1	14	0	0	2	6	38	11	1	7
Minor League Totals - 3 yrs		.264	152	569	79	150	24	13	6	55	0	2	5	26	150	34	8	32

REY, Brian - OF AGE: 21; HT: 5-11; WT: 170; B/T: R/R; BORN: 2/22/98, Chicago, IL. SIGNED BY: Stephen Hunt. RESIDES: Deltona, FL. OBTAINED: Selected in the 13th round of the 2018 First-Year Player Draft. PERSONAL: Played collegiately at Miami Dade...graduated from Deltona HS (FL).

Yr	Club	AVG	G	AB	R	H	2B	3B	HR	RBI	SH	SF	HB	BB	SO	SB	CS	E
2018	Greeneville-R	.269	49	171	27	46	7	0	2	21	0	1	9	12	14	3	1	1

REYES, Reyny - INF AGE: 20 HT: 6-2; WT: 185; B/T: R/R; BORN: 3/20/99, San Cristobal, DR. SIGNED BY: Richard Jimenez. RESIDES: San José de los Llanos, San Pedro de Macoris, DR. OBTAINED: Signed as a first-year minor league player on 5/30/16. CAREER NOTES: In 2018, for the Rookie AZL Reds hit safely in 14 straight games from 6/18-7/5...is .293 batting average ranked sixth among all Reds minor leaguers.

Yr	Club	AVG	G	AB	R	H	2B	3B	HR	RBI	SH	SF	HB	BB	SO	SB	CS	E
2017	DSL Rojas-R	.240	59	208	29	50	9	0	2	19	2	2	5	16	23	9	2	9
2018	AZL Reds-R	.293	43	157	21	46	5	0	2	14	1	0	1	8	37	5	2	6
Minor League Totals - 2 yrs		.263	102	365	50	96	14	0	4	33	3	2	6	24	60	14	4	15

RICH, Josh - RHP AGE: 23; HT: 6-1; WT: 205; B/T: R/R; BORN: 2/26/96, Birmingham, AL. SIGNED BY: Nick Christiani. RESIDES: Vestavia, AL. OBTAINED: Signed as a non-drafted free agent on 6/15/18. PERSONAL: Played collegiately at Samford University (Birmingham, AL) and Meridian Community College (MS)...graduated from Spain Park HS (Hoover, AL). TWITTER: @joshrich08.

Yr	Club	W-L	ERA	G	GS	CG	SHO	SV	IP	H	R	ER	HR	BB	SO	WP	BK
2018	Greeneville-R	0-1	9.95	14	0	0	0	0	19.0	24	25	21	0	23	10	9	0

RICHARDSON, Lyon - RHP AGE: 18; HT: 6-2; WT: 175; B/T: S/R; BORN: 1/18/00, Martin County, FL. SIGNED BY: Stephen Hunt. RESIDES: Jensen Beach, FL. OBTAINED: Selected in the second round of the 2018 First-Year Player Draft. CAREER NOTES: In 2018, ranked by Baseball America (15) and MLB.com (18) as one of the Reds' top prospects. PERSONAL: Graduated from Jensen Beach HS (FL) where in 2018 was named TC Palm's All-Area Baseball Player of the Year after posting a 7-0 record and an 0.58 ERA (48.0ip, 16h, 9ok).

Yr	Club	W-L	ERA	G	GS	CG	SHO	SV	IP	H	R	ER	HR	BB	SO	WP	BK
2018	Greeneville-R	0-5	7.14	11	11	0	0	0	29.0	37	27	23	3	16	24	6	0

RIEHL, Patrick - RHP AGE: 24; HT: 6-5; WT: 235; B/T: R/R; BORN: 5/19/94, Portsmouth, OH. SIGNED BY: Brad Meador & Dean Schuler. RESIDES: Lucasville, OH. OBTAINED: Selected in the 26th round of the 2016 First-Year Player Draft. CAREER NOTES: In 2018, did not play due to injury (right elbow surgery). PERSONAL: Last name pronounced "REEL"...played collegiately at Mars Hill College (NC)...graduated from Valley HS (Lucasville, OH). TWITTER: @riehideal25.

Yr	Club	W-L	ERA	G	GS	CG	SHO	SV	IP	H	R	ER	HR	BB	SO	WP	BK
2016	Billings-R	5-2	3.76	22	0	0	0	2	38.1	33	19	16	3	12	36	4	0
2017	Dayton-A	1-2	6.75	25	0	0	0	1	29.1	25	24	22	1	26	28	6	0
2018									(Injured - Did Not Pitch)								
Minor League Totals - 2 yrs		6-4	5.05	47	0	0	0	3	67.2	58	43	38	4	38	64	10	0

RIJO, Oliver - RHP AGE: 21; HT: 6-2; WT: 180; B/T: R/R; BORN: 11/11/98, San Pedro de Macoris, DR. SIGNED BY: Richard Jimenez. RESIDES: Hato Mayor, DR. OBTAINED: Signed as a first-year minor league player on 6/8/16. CAREER NOTES: In 2017, missed the entire season due to elbow injury.

Yr	Club	W-L	ERA	G	GS	CG	SHO	SV	IP	H	R	ER	HR	BB	SO	WP	BK
2016	DSL Reds-R	4-2	2.51	14	2	0	0	1	28.2	25	9	8	0	18	33	9	0
2017									(Injured - Did Not Pitch)								
2018	AZL Reds-R	0-2	12.71	6	2	0	0	0	5.2	12	16	8	0	10	7	6	1
Minor League Totals - 2 yrs		4-4	4.19	20	4	0	0	1	34.1	37	25	16	0	28	40	15	1

RIVAS, Moises - OF AGE: 20; HT: 6-1; WT: 175; B/T: R/R; BORN: 11/18/98, Santo Domingo, DR. SIGNED BY: Richard Jimenez. RESIDES: Higüey, DR. OBTAINED: Signed as a first-year minor league player on 6/10/16. CAREER NOTES: In 2018, did not play due to injury (right elbow surgery).

Yr	Club	AVG	G	AB	R	H	2B	3B	HR	RBI	SH	SF	HB	BB	SO	SB	CS	E
2017	DSL Rojas-R	.133	36	98	10	13	2	2	2	11	1	0	1	9	49	7	0	2

RIVERO, Carlos - INF AGE: 21 (turns 22 on 4/30); HT: 6-0; WT: 175; B/T: L/R; BORN: 4/30/97, Maracay, Aragua, VZ. SIGNED BY: Jose Fuentes. RESIDES: Palo Negro, Aragua, VZ. OBTAINED: Signed as a non-drafted free agent on 10/1/13.

Yr	Club	AVG	G	AB	R	H	2B	3B	HR	RBI	SH	SF	HB	BB	SO	SB	CS	E
2014	DSL Reds-R	.197	57	208	28	41	1	4	0	11	10	1	2	19	46	15	4	13
2015	DSL Reds-R	.206	63	218	31	45	10	1	1	19	5	1	5	14	46	20	5	15
2016	AZL Reds-R	.240	39	154	25	37	0	1	1	13	3	1	2	7	23	12	2	13
2017	Billings-R	.250	21	76	11	19	2	0	0	9	0	0	0	4	19	5	0	5
	Dayton-A	.180	38	122	15	22	6	0	0	6	6	1	0	16	49	3	0	5
2018	Daytona-A	.120	28	92	5	11	3	0	0	10	2	0	1	4	38	0	1	3
	Billings-R	.255	64	204	23	52	5	2	0	21	3	3	1	8	53	7	3	15
Minor League Totals - 5 yrs		.211	310	1074	138	227	27	8	2	89	29	7	11	72	274	62	15	69

RODRIGUEZ, Adrian - RHP AGE: 22; HT: 6-1; WT: 185; B/T: R/R; BORN: 8/8/96, Tlaquepaque, MX. SIGNED BY: Tony Arias. RESIDES: Tonalá, MX. OBTAINED: Signed a first-year minor league contract on 6/14/14. CAREER NOTES: In 2017, missed the entire season due to injury.

Yr	Club	W-L	ERA	G	GS	CG	SHO	SV	IP	H	R	ER	HR	BB	SO	WP	BK
2015	AZL Reds-R	5-4	3.42	13	6	0	0	0	50.0	58	24	19	1	8	48	9	1
2016	Billings-R	2-0	4.01	8	6	0	0	0	33.2	29	15	15	1	9	34	3	0
2017									(Injured - Did Not Pitch)								
2018	Dayton-A	4-5	7.19	15	15	0	0	0	66.1	86	54	53	10	25	56	9	0
	Billings-R	1-2	3.66	6	6	0	0	0	32.0	35	19	13	4	5	27	6	0
Minor League Totals - 3 yrs		12-11	4.95	42	33	0	0	0	182.0	208	114	100	16	47	165	27	1

RODRIGUEZ, Fraudy - C AGE: 17; HT: 5-9; WT: 163; B/T: R/R; BORN: 9/8/01, Santo Domingo, DR. SIGNED BY: Carlos Pellerano and Richard Jimenez. RESIDES: Santo Domingo, DR. OBTAINED: Signed as a non-drafted free agent on 7/2/18. CAREER NOTES: 2019 will be his first professional season.

ROMERO, Wennington - LHP AGE: 21; HT: 5-11; WT: 150; B/T: L/L; BORN: 1/29/98, Santo Domingo, DR. SIGNED BY: Richard Jimenez. RESIDES: Santo Domingo, DR. OBTAINED: Signed as a non-drafted free agent on 7/18/14. CAREER NOTES: In 2018, named Reds Minor League Pitcher of the Month for May (5gs with A-Daytona, 3-1, 2.41era, .176avg)...Florida State League Pitcher of the Week for 4/30-5/6...ranked among FSL leaders in innings pitched (130.2, 4th) and starts (24, T4th)...in 2017, ranked among Midwest League leaders in starts (26, T2nd) and innings pitched (136.0, 4th)...in 2016, selected as an Arizona League All-Star...ranked among AZL leaders in ERA (1.93, 3rd), WHIP (1.01, 4th) and opponents batting average (.222, 5th)...in 2015, his 82 strikeouts were the fourth-most in the Dominican League.

Yr	Club	W-L	ERA	G	GS	CG	SHO	SV	IP	H	R	ER	HR	BB	SO	WP	BK
2015	DSL Rojos-R	2-3	2.13	14	14	0	0	0	71.2	60	26	17	2	9	82	7	0
2016	AZL Reds-R	3-3	1.93	10	7	0	0	0	46.2	39	16	10	1	8	46	1	0
	Billings-R	0-0	3.00	1	1	0	0	0	3.0	3	1	1	0	1	0	0	0
2017	Dayton-A	5-10	5.10	26	26	1	0	0	136.0	153	82	77	17	30	126	7	0
2018	Daytona-A	8-10	4.82	24	24	0	0	0	130.2	149	78	70	13	37	79	8	2
Minor Totals - 4 yrs		18-26	4.06	75	72	1	0	0	388.0	404	203	175	33	85	334	23	2

ROS, Roberto - RHP AGE: 18; HT: 5-10; WT: 150; B/T: R/R; BORN: 9/8/01, Sabana de la Mar, Hato Mayor, DR. SIGNED BY: Felix Romero and Enmanuel Cartagena. RESIDES: Sabana de la Mar, Hato Mayor, DR. OBTAINED: Signed as a non-drafted free agent on 7/2/18. CAREER NOTES: 2019 will be his first professional season.

RUIZ, Victor - 3B AGE: 19; HT: 6-1; WT: 187; B/T: R/R; BORN: 10/20/99, Mexicali, MX. SIGNED BY: Hector Otero. RESIDES: Mexicali, MX. OBTAINED: Signed as a minor league free agent on 10/17/16.

Yr	Club	AVG	G	AB	R	H	2B	3B	HR	RBI	SH	SF	HB	BB	SO	SB	CS	E
2017	AZL Reds-R	.244	22	78	8	19	4	1	0	11	0	1	0	1	22	0	0	5
2018	Greeneville-R	.174	6	23	0	4	0	0	0	4	0	1	0	0	8	0	0	1
	Billings-R	.278	8	18	2	5	0	0	0	3	0	0	0	1	5	0	0	0
	AZL Reds-R	.303	22	76	12	23	4	0	2	7	0	0	1	4	15	0	0	2
Minor League Totals - 2 yrs		.262	58	195	22	51	8	1	2	25	0	2	1	6	50	0	0	8

RYAN, Connor - RHP AGE: 24; HT: 6-1; WT: 180; B/T: R/R; BORN: 11/20/94, Homer Glen, IL. SIGNED BY: Andy Stack. RESIDES: Homer Glen, IL. OBTAINED: Selected in the eighth round of the 2017 First-Year Player Draft. PERSONAL: Played collegiately at the University of Illinois at Chicago and Prairie State College (Chicago)...graduated from Lockport Township HS (Lockport, IL).

Yr	Club	W-L	ERA	G	GS	CG	SHO	SV	IP	H	R	ER	HR	BB	SO	WP	BK
2017	Billings-R	0-4	4.71	18	0	0	0	8	21.0	19	11	11	0	8	23	2	0
2018	Dayton-A	1-0	7.27	8	0	0	0	1	8.2	11	7	7	0	8	10	1	0
	Billings-R	0-0	4.45	20	0	0	0	0	28.1	25	16	14	1	14	20	6	0
Minor League Totals - 2 yrs		1-4	4.97	46	0	0	0	9	58.0	55	34	32	1	30	53	9	0

SALAZAR, Eduardo - RHP AGE: 20; HT: 6-2; WT: 165; B/T: 5/5/98; BORN: 5/5/98, Cumana, VZ. SIGNED BY: Richard Jimenez. RESIDES: Cumana, VZ. OBTAINED: Signed as a non-drafted free agent on 3/4/17.

Yr	Club	W-L	ERA	G	GS	CG	SHO	SV	IP	H	R	ER	HR	BB	SO	WP	BK
2017	DSL Rojos-R	4-4	2.70	12	12	0	0	0	60.0	54	22	18	1	10	47	1	2
2018	AZL Reds-R	0-1	5.29	7	6	0	0	0	17.0	17	12	10	3	6	15	2	0
	Greeneville-R	2-0	6.57	4	0	0	0	0	12.1	10	9	9	2	6	11	0	1
Minor League Totals - 2 yrs		6-5	3.73	23	18	0	0	0	89.1	81	43	37	6	22	73	3	3

SALINAS, Ricky - RHP AGE: 23; HT: 6-1; WT: 200; B/T: R/R; BORN: 3/26/96, Houston, TX. SIGNED BY: Charlie Aliano. RESIDES: Houston, TX. OBTAINED: Selected in the 25th round of the 2018 First-Year Player Draft. PERSONAL: Played collegiately at Rice...graduated from Northshore HS (Houston, TX). TWITTER: @Ricky_Salinas21.

Yr	Club	W-L	ERA	G	GS	CG	SHO	SV	IP	H	R	ER	HR	BB	SO	WP	BK
2018	Billings-R	2-2	4.53	14	14	0	0	0	55.2	64	32	28	9	15	59	11	0

SALVADOR, Jose - LHP AGE: 19 ; HT: 6-2; WT: 170; B/T: L/L; BORN: 9/21/99, Santo Domingo, DR. SIGNED BY: Gary Peralta. RESIDES: Santo Domingo, DR. OBTAINED: Signed as a non-drafted free agent on 7/3/17. CAREER NOTES: In 2018, was outstanding in his first professional season, going 3-0 with a 1.18 ERA in 14 apps for the Rookie DSL Reds (12 starts, 53.1ip, 72k, .155avg).

Yr	Club	W-L	ERA	G	GS	CG	SHO	SV	IP	H	R	ER	HR	BB	SO	WP	BK
2018	DSL Reds-R	3-0	1.18	14	12	0	0	0	53.1	28	8	7	0	20	72	10	1

SANSONE, John - INF AGE: 25; HT: 5-11; WT: 200; B/T: R/R; BORN: New Castle, PA. SIGNED BY: Greg Zunino. RESIDES: New Castle, PA. OBTAINED: Selected in the eighth round of the 2016 First-Year Player Draft. CAREER NOTES: In 2016, at Florida State was 1 of 2 Seminoles to start all 63 games... batted .370...his 65 career doubles at FSU ranks fourth in school history...was selected First Team All-ACC...selected Louisville Slugger Third Team All-American... Golden Nole recipient...named ACC Player of the Week on 4/11...PERSONAL: Originally drafted in 2012 by the Tigers in the 39th round...graduated from Neshannock HS (New Castle, PA) where in addition to baseball, scored 915 career basketball points and earned All-Section honors...also played quarterback and scored 10 touchdowns as a member of the football team...has two twin sisters. TWITTER: @John_Sone.

Yr	Club	AVG	G	AB	R	H	2B	3B	HR	RBI	SH	SF	HB	BB	SO	SB	CS	E
2016	Billings-R	.285	50	193	34	55	12	1	5	25	0	2	4	12	51	4	3	12
2017	Dayton-A	.216	107	375	54	81	22	1	13	59	1	7	14	48	128	3	1	15
2018	Louisville-AAA	.143	3	7	0	1	0	0	0	0	0	0	2	3	1	0	0	0
	Dayton-A	.134	28	82	5	11	3	0	0	3	0	0	2	3	31	0	1	4
	Dayton-A	.245	60	216	22	53	10	3	4	27	1	1	5	14	63	5	1	8
Minor League Totals - 3 yrs		.230	248	873	115	201	47	5	22	114	2	10	27	80	274	12	6	39

SANTANA, Debby - INF AGE: 18; HT: 6-2; WT: 185; B/T: R/R; BORN: 8/24/00, San Cristobal, DR. SIGNED BY: Richard Jimenez. RESIDES: San Cristobal, DR. OBTAINED: Signed as a first-year minor league player on 8/24/16. CAREER NOTES: In 2018, had a 12-game hitting streak for the Rookie AZL Reds from 8/4-8/19 (19-for-47, .404)...in 2017, selected by Baseball America as a Dominican Summer League All-Star.

Yr	Club	AVG	G	AB	R	H	2B	3B	HR	RBI	SH	SF	HB	BB	SO	SB	CS	E
2017	DSL Reds-R	.302	49	172	26	52	17	1	2	23	0	1	2	13	45	5	2	14
2018	AZL Reds-R	.250	50	188	23	47	7	4	6	25	0	0	2	10	44	0	0	18
Minor League Totals - 2 yrs		.275	99	360	49	99	24	5	8	48	0	1	4	23	89	5	2	32

SANTANA, Leandro - 3B AGE: 22; HT: 6-2; WT: 175; B/T: R/R; BORN: 2/19/97, Santo Domingo, DR. SIGNED BY: Richard Jimenez. RESIDES: La Romana, DR. OBTAINED: Signed as a non-drafted free agent on 10/28/13. CAREER NOTES: In 2018, received the organization's Minor League Community Service Award...in 2017, his 67 games ranked T2nd in the Pioneer League.

Yr	Club	AVG	G	AB	R	H	2B	3B	HR	RBI	SH	SF	HB	BB	SO	SB	CS	E
2014	DSL Reds-R	.303	40	122	21	37	6	4	0	14	0	1	1	28	38	6	3	18
2015	AZL Reds-R	.190	39	126	15	24	8	3	0	10	1	1	1	14	40	2	2	16
2016	AZL Reds-R	.228	44	158	28	36	8	0	2	20	0	3	2	20	58	2	2	17
2017	Billings-R	.280	67	246	38	69	6	2	11	43	0	0	3	22	70	1	1	19
2018	Dayton-A	.217	113	396	39	86	15	1	9	37	2	4	3	37	123	5	1	15
Minor League Totals		.240	303	1048	141	252	43	10	22	124	3	9	10	121	329	16	9	85

SANTOS, Carlos - RHP AGE: 20; HT: 6-1; WT: 180; B/T: R/R; BORN: 7/12/98, Santo Domingo. SIGNED BY: Felix Romero. RESIDES: Hato Mayor, DR. OBTAINED: Signed as a non-drafted free agent on 2/7/17.

Yr	Club	W-L	ERA	G	GS	CG	SHO	SV	IP	H	R	ER	HR	BB	SO	WP	BK
2017	DSL Reds-R	0-0	5.48	15	0	0	0	0	23.0	16	17	14	0	27	23	21	0
	DSL Rojos-R	0-0	0.00	1	0	0	0	1	1.0	0	0	0	0	2	0	0	0
2018	DSL Reds-R	1-1	5.40	12	0	0	0	1	20.0	18	14	12	0	22	17	9	1
Minor League Totals - 2yrs		1-1	5.32	28	0	0	0	2	44.0	34	31	26	0	51	40	30	1

SCANTLIN, Nate - OF AGE: 20; HT: 6-2; WT: 180; B/T: L/R; BORN: 2/17/99, Derby, KS. SIGNED BY: Mike Keenan. RESIDES: Derby, KS. OBTAINED: Selected in the 15th round of 2017 First-Year Player Draft. PERSONAL: Graduated from Rose Hill HS (Derby, KS). TWITTER: @Nate_Scantlin27.

Yr	Club	AVG	G	AB	R	H	2B	3B	HR	RBI	SH	SF	HB	BB	SO	SB	CS	E
2017	AZL Reds-R	.170	17	47	3	8	0	0	0	2	0	0	3	2	18	1	2	3
2018	Greeneville-R	.241	48	137	25	33	6	2	0	14	0	1	1	23	35	3	2	1
	Dayton-A	.100	3	10	1	1	0	0	0	0	0	0	1	0	4	0	0	0
Minor League Totals - 2 yrs		.216	68	194	29	42	6	2	0	16	0	1	5	25	57	4	4	4

SCEROLER, Mac - RHP AGE: 23 (turns 24 on 4/9); HT: 6-4; WT: 200; B/T: R/R; BORN: 4/9/95, Baton Rouge, LA. SIGNED BY: Jimmy Moran. RESIDES: Denham Springs, LA. OBTAINED: Selected in the fifth round of the 2017 First-Year Player Draft. CAREER NOTES: In 2018, limited to 18 apps due to injury (back strain). PERSONAL: Played collegiately at Southeastern Louisiana University where he was a member of the Southland Conference Commissioner's Honor Roll... graduated from Denham Springs HS (Denham Springs, LA)...his uncle Ben McDonald is a former No. 1-overall pick in the MLB Draft and pitched for the Orioles and Brewers...another uncle, Brett Laxton, earned a complete-game victory over Wichita State in the 1993 College World Series title game. TWITTER: @MacSceroler1017.

Yr	Club	W-L	ERA	G	GS	CG	SHO	SV	IP	H	R	ER	HR	BB	SO	WP	BK
2017	Billings-R	0-4	3.26	12	9	0	0	0	38.2	37	25	14	3	16	44	3	0
2018	Dayton-A	2-6	6.00	11	11	0	0	0	54.0	63	42	36	6	24	47	5	0
	Billings-R	2-2	3.07	7	7	0	0	0	29.1	31	19	10	4	6	34	3	0
Minor League Totals - 2yrs		4-12	4.43	30	27	0	0	0	122.0	131	86	60	13	46	125	11	0

SCHNEIDER, Johnnie - RHP AGE: 21; HT: 6-5; WT: 180; B/T: R/R; BORN: 6/30/97, Clearwater, FL. SIGNED BY: Stephen Hunt. RESIDES: Clearwater, FL. OBTAINED: Selected in the 29th round of the 2018 First-Year Player Draft. PERSONAL: Played collegiately at Palm Beach Atlantic University, Palm Beach State College and Polk State College (Winter Haven, FL)...graduated from Calvary Christian Academy (FL).

Yr	Club	W-L	ERA	G	GS	CG	SHO	SV	IP	H	R	ER	HR	BB	SO	WP	BK
2018	Greeneville-R	2-4	5.61	15	0	0	0	1	25.2	31	19	16	3	13	15	0	1

SCHUYLER, Jay - C

AGE: 21 (turns 22 on 4/11); HT: 6-1; WT: 190; B/T: R/R; BORN: 4/11/97, Newport Beach, CA. **SIGNED BY:** Mike Misuraca. **RESIDES:** Laguna Niguel, CA. **OBTAINED:** Selected in the seventh round of the 2018 First-Year Player Draft. **CAREER NOTES:** In 2018, made his professional debut for Rookie Billings...threw out 42% of would-be base stealers (18 of 43), the best percentage among all qualified Pioneer League catchers. **PERSONAL:** played collegiately at the University of San Diego...graduated from Dana Hills HS (Dana Point, CA) where he is on that school's "Wall of Fame" for receiving six varsity letters, and four All-League honors. **TWITTER:** @Jayaschuyler2.

Yr	Club	AVG	G	AB	R	H	2B	3B	HR	RBI	SH	SF	HB	BB	SO	SB	CS	E
2018	Billings-R	.272	58	191	38	52	6	0	1	23	1	6	4	28	31	5	4	5

SEMINATI, Leonardo - 1B

AGE: 20; HT: 6-2; WT: 210; B/T: R/R; BORN: Alzano Lombardy, Italy. **SIGNED BY:** Jim Stoekel. **RESIDES:** Bergamo, Lombardy, Italy. **OBTAINED:** Signed as a non-drafted free agent on 7/5/17.

Yr	Club	AVG	G	AB	R	H	2B	3B	HR	RBI	SH	SF	HB	BB	SO	SB	CS	E
2018	Billings-R	.279	15	43	3	12	1	1	1	8	0	1	0	1	9	0	0	0
	AZL Reds-R	.240	27	96	12	23	1	0	3	10	0	0	2	6	29	0	0	5
Minor League Totals - 1 yr		.252	42	139	15	35	2	1	4	18	0	1	2	7	38	0	0	5

SENCION, Jorge - OF

AGE: 20; HT: 6-4; WT: 194; B/T: R/R; BORN: 10/3/98, Santo Domingo, DR. **SIGNED BY:** Richard Jimenez. **RESIDES:** Santo Domingo, DR. **OBTAINED:** Signed as a first-year minor league player on 6/10/16.

Yr	Club	AVG	G	AB	R	H	2B	3B	HR	RBI	SH	SF	HB	BB	SO	SB	CS	E
2017	DSL Rojos-R	.178	37	118	10	21	6	0	2	13	0	0	5	4	55	2	1	4
2018	DSL Reds-R	.200	32	115	19	23	7	2	2	11	0	0	6	2	58	1	2	6
Minor League Totals - 2 yrs		.189	69	233	29	44	13	2	4	24	0	0	11	6	113	3	3	10

SEQUERA, Jorge - C

AGE: 20; HT: 6-0; WT: 175; B/T: R/R; BORN: 3/20/99, Maracaibo, Zulia, VZ. **SIGNED BY:** Jean Paul Conde. **RESIDES:** Maracaibo, VZ. **OBTAINED:** Signed as a first-year minor league player on 4/6/16.

Yr	Club	AVG	G	AB	R	H	2B	3B	HR	RBI	SH	SF	HB	BB	SO	SB	CS	E
2016	DSL Reds-R	.200	5	15	4	3	0	0	0	0	1	0	2	4	2	3	0	1
	DSL Rojos-R	.246	36	114	17	28	0	0	0	10	1	2	4	21	10	2	4	2
2017	DSL Reds-R	.273	4	11	1	3	0	0	0	4	0	0	2	1	0	0	1	1
	DSL Rojos-R	.268	40	97	16	26	5	1	1	13	0	0	2	16	12	4	3	8
2018	DSL Reds-R	.219	34	105	16	23	5	0	0	11	0	1	2	23	12	7	4	9
Minor League Totals - 3 yrs		.243	119	342	54	83	10	1	1	38	2	3	12	65	36	16	12	21

SHACKELFORD, Kevin - RHP

AGE: 29; HT: 6-5; WT: 210; B/T: R/R; BORN: 4/7/89, Charlotte, NC. **SIGNED BY:** Mil's Dan Nellum. **RESIDES:** Nashville, TN. **OBTAINED:** On 9/10/14 as 1 of 2 players to be named (also, RHP Barrett Astin) in the 8/31/14 trade that sent RHP Jonathan Broxton to the Brewers. **CAREER NOTES:** In 2018, his season was cut short by a right elbow injury that on 6/8 required "Tommy John" surgery to repair the torn ulnar collateral ligament...made his last appearance of the season on 5/19, when for the Reds he threw a career-high 3.0 innings in the second game of the doubleheader vs Cubs...began the season on the Reds' 10-day disabled list with a right forearm strain...on 4/24 came off the DL and made 4 relief apps before he was optioned to Louisville on 5/7, when RHP Jackson Stephens was promoted...on 5/19 was recalled to serve as the Reds' 26th player for the doubleheader vs the Cubs...in the nightcap threw a career-high 3.0 innings after the Reds used 5 relievers in Game 1...returned to Louisville following the doubleheader but didn't pitch for the Bats before he was disabled on 5/22 with the right elbow injury...was released on 6/5, when RHP Anthony DeSclafani was reinstated from the 60-day disabled list, and 3 days later had right elbow surgery...made 2 of the Reds' longest relief outings of the season, including 2.2 innings on 4/27 at Min and a career-high 3.0 innings on 5/19/g2 vs Cubs...was 1 of 6 Reds relief pitchers to throw at least 3.0 innings in a game...in the eighth inning on 4/25 vs Atl made his season debut as the Reds' 19th pitcher of the season...the Reds finished the season using 32 pitchers, tying the club record...on 1/15/19 was re-signed by the Reds to a minor league contract...in 2017, spent most of the season at Class AAA Louisville, where he was an International League All-Star...was rated by managers the best reliever in the IL...led the Bats' staff in ERA and saves...among International League leaders ranked third in opponents' BA (.195) and fourth in saves (12)...in his Major League debut made 26 relief apps for the Reds...from 6/27-6/29 was on the roster for 3 days and made 1 appearance, his Major League debut on 6/29 vs Mil...made his last 25 apps after he was recalled on 7/29...5 times threw at least 2.0 innings, with a season/career high of 2.2 innings in his Major League debut on 6/29 vs Mil...in that debut vs the Brewers, started the fourth inning in relief of starter Homer Bailey and allowed a home run to his first batter, Jonathan Villar...struck out his second batter, Domingo Santana...on 8/22 vs the Cubs, in his second career plate appearance singled off John Lackey for his first career hit...retired the first batter in 16 of his 26 relief apps...stranded 4 of his 6 inherited baserunners...did not convert his only save opportunity...the Reds went 10-16 in games in which he pitched...became the first Louisville Bats player to pitch in the Triple-A All-Star Game since Greg Reynolds started in 2013...in the seventh inning of the Pacific Coast League's 6-4 win over the International League at Tacoma, stranded both inherited baserunners by striking out on 6 pitches Daniel Vogelbach and Colin Moran...recorded a strikeout in 32 of his 35 apps with the Bats, including a season-high streak of 21 consecutive apps...from 4/25-5/23 made 11 consecutive scoreless apps, tying his professional high...was a non-roster invitee to 2017 Major League spring training camp...**PERSONAL:** Graduated from Providence (NC) High School...caught for 2 seasons at Marshall University before he was converted to pitcher in 2010...originally was selected by the Brewers in the 21st round of the June 2010 first-year player draft. **TWITTER:** @Shackeldaddy.

Yr	Club	W-L	ERA	G	GS	CG	SHO	SV	IP	H	R	ER	HR	BB	SO	WP	BK
2010	AZL Brewers - R	1-2	5.40	13	0	0	0	0	40.0	33	25	24	6	16	25	3	0
2011	Helena - R	3-5	4.15	15	8	0	0	0	65.0	74	34	30	8	10	31	5	0
2012	Wisconsin - A	3-5	4.06	27	3	0	0	5	64.1	70	30	29	4	23	43	3	1
2013	Brevard County - A	1-3	5.06	24	0	0	0	2	32.0	39	18	18	3	4	23	0	0
	Huntsville - AA	1-1	0.92	20	0	0	0	6	29.1	23	6	3	1	7	25	2	1
2014	Brevard County - A	0-0	0.87	12	0	0	0	5	20.2	19	2	2	0	4	16	1	0
	Huntsville - AA	2-4	4.86	40	0	0	0	1	50.0	60	33	27	3	17	25	6	0
2015	Pensacola - AA	2-4	3.72	35	0	0	0	3	38.2	45	19	16	1	17	25	5	0
2016	Pensacola - AA	1-0	1.38	10	0	0	0	0	13.0	11	4	2	1	4	11	1	0
	Louisville - AAA	1-2	2.30	25	0	0	0	8	31.1	25	8	8	1	13	20	3	1
2017	Cincinnati	0-0	4.70	26	0	0	0	0	30.2	30	16	16	6	13	38	1	0
	Louisville - AAA	3-1	1.53	35	0	0	0	12	47.0	33	11	8	2	18	61	6	0
2018	Cincinnati	0-1	7.88	5	0	0	0	0	8.0	13	8	7	0	4	7	1	0
	Pensacola - AA	0-0	2.45	3	1	0	0	0	3.2	2	1	1	0	3	2	0	0
	Louisville - AAA	0-0	3.86	5	0	0	0	0	4.2	3	2	2	0	3	6	0	0
Major League Totals		0-1	5.35	31	0	0	0	0	38.2	43	24	23	6	17	45	2	0
Minor League Totals		18-27	3.48	264	18	1	0	42	439.2	437	193	170	30	139	313	35	3

SIANI, Mike - OF AGE: 19; HT: 6-1; WT: 180; B/T: R/R; BORN: 7/16/99, Glenside, PA. SIGNED BY: Jeff Brookens. RESIDES: Glenside, PA. OBTAINED: Selected in the fourth round of the 2018 First-Year Player Draft. CAREER NOTES: In 2018, made his professional debut with 46 games at Rookie Greenville...his .288 batting average ranked 9th among all Reds farmhands...did not commit a single error in 120 total outfield chances, best in the Appalachian League...rated by MLB.com (9th) and Baseball America (9th) as one of the top prospects in the Reds organization...entered the draft as a highly rated prospect (35th by MLB.com, 52nd by Baseball America)...following the season was one of ten Reds minor leaguers to attend a leadership training program at West Point. PERSONAL: Played on USA Baseball's gold-medal team at the under-18 World Cup in 2017...graduated from William Penn Charter School in Philadelphia where he won the 2017-2018 Gatorade Pennsylvania Baseball Player of the Year...was selected by Baseball America as the 28th-best high school prospect in 2018. TWITTER: @mikiesianif.

Yr	Club	AVG	G	AB	R	H	2B	3B	HR	RBI	SH	SF	HB	BB	SO	SB	CS	E
2018	Greenville-R	.288	46	184	24	53	6	3	2	13	0	2	3	16	35	6	4	0

SILVERIO, Isaias - OF AGE: 19; HT: 6-2; WT: 185; B/T: R/R; BORN: Santiago, DR. SIGNED BY: Richard Jimenez. RESIDES: Santiago, DR. OBTAINED: Signed as a first-year minor league player on. CAREER NOTES: In 2017, his 18 doubles ranked 4th in the Dominican Summer League.

Yr	Club	AVG	G	AB	R	H	2B	3B	HR	RBI	SH	SF	HB	BB	SO	SB	CS	E
2017	DSL Rojas-R	.235	38	132	28	31	10	1	3	30	0	2	7	20	37	2	1	3
	DSL Reds-R	.314	21	70	11	22	8	0	2	10	0	2	5	15	2	0	0	0
2018	AZL Reds-R	.165	27	79	5	13	7	0	1	11	0	2	2	3	34	1	0	4
Minor League Totals - 2 yrs		.235	86	281	44	66	25	1	6	51	0	4	11	28	86	5	1	7

SMITH, Ricardo - RHP AGE: 23; HT: 6-2; WT: 175; B/T: R/R; BORN: 2/16/96, Samana, DR. SIGNED BY: Richard Jimenez. RESIDES: Samana, DR. OBTAINED: Signed as a non-drafted free agent on 3/12/15. CAREER NOTES: In 2017, his 3.33 ERA ranked 5th in the Arizona League...in 2016, his 80.0 innings pitched ranked second in the Dominican League.

Yr	Club	W-L	ERA	G	GS	CG	SHO	SV	IP	H	R	ER	HR	BB	SO	WP	BK
2015	DSL Reds-R	2-3	3.73	17	10	0	0	1	70.0	77	42	29	4	8	56	5	2
2016	DSL Reds-R	5-3	2.70	14	14	1	1	0	80.0	73	28	24	2	13	66	9	1
2017	AZL Reds-R	4-4	3.33	13	6	0	0	0	54.0	63	34	20	2	17	61	6	0
	Billings-R	0-0	4.50	1	1	0	0	0	4.0	4	2	2	0	3	4	1	0
2018	Billings-R	3-5	5.64	15	11	0	0	0	59.0	79	46	37	3	14	49	6	1
Minor League Totals - 4yrs		14-15	3.78	60	42	1	1	1	267.0	296	152	112	11	55	236	27	4

SOLOMON, Jared - RHP AGE: 21; HT: 6-2; WT: 200; B/T: R/R; BORN: 6/10/97, Millville, PA. SIGNED BY: Lee Seras. RESIDES: Millville, PA. OBTAINED: Selected in the 11th round of the 2017 First-Year Player Draft. CAREER NOTES: In 2018, selected as a Pioneer League midseason and postseason All-Star...went a combined 4-3 with a 3.34 ERA in 15 starts split between Rookie Billings and Class-A Dayton...following the season was one of ten Reds minor leaguers to attend a leadership training program at West Point...rated by MLB.com as the Reds' 28th-best prospect. PERSONAL: Played collegiately at Lackawanna College (PA)...intended to enroll at Xavier University before deciding to pursue professional career...graduated from Millville HS (PA). TWITTER: @SoloJared11.

Yr	Club	W-L	ERA	G	GS	CG	SHO	SV	IP	H	R	ER	HR	BB	SO	WP	BK
2017	AZL Reds-R	2-2	4.26	11	6	0	0	0	38.0	39	21	18	2	16	43	7	0
2018	Dayton-A	0-1	5.4	6	6	0	0	0	25.0	32	19	15	1	18	13	5	0
	Billings-R	4-2	2.27	9	9	0	0	0	47.2	32	13	12	4	14	54	2	0
Minor League Totals - 2 yrs		6-5	3.66	26	21	0	0	0	110.2	103	53	45	7	48	110	14	0

SOTO, Ronard - SS AGE: 19; HT: 6-1; WT: 165; B/T: R/R; BORN: 5/18/99, Bani, DR. SIGNED BY: Richard Jimenez. RESIDES: Bani, DR. OBTAINED: Signed as a first-year minor league player on 5/30/16.

Yr	Club	AVG	G	AB	R	H	2B	3B	HR	RBI	SH	SF	HB	BB	SO	SB	CS	E
2017	DSL Rojas-R	.212	46	156	22	33	7	0	3	27	0	0	11	11	57	2	2	13
2018	DSL Reds-R	.167	22	72	11	12	2	0	1	4	0	0	5	8	17	2	2	2
Minor League Totals - 2 yrs		.197	68	228	33	45	9	0	4	31	0	0	16	19	74	4	4	15

SPARKS, Taylor - 3B AGE: 25 (turns 26 on 4/3); HT: 6-4; WT: 220; B/T: R/R; BORN: 4/3/93, La Palma, CA. SIGNED BY: Mike Misuraca. RESIDES: Long Beach, CA. OBTAINED: Selected in the second round of the 2014 First-Year Player Draft. CAREER NOTES: In 2018, rated by Baseball America as having the best infield arm in the Reds system...selected as a Southern League Player of the Week for 6/25-7/1...in 2017, named Midwest League Player of the Week for 8/21-8/27...following the regular season played for Scottsdale in the prestigious Arizona Fall League...in 2016, following the season was one of a dozen Reds minor leaguers to attend a leadership training program at West Point...ranked among all Reds minor league leaders in home runs (14, T4th) and RBI (62, 5th)...selected by MLB.com as the organization's 23rd-best prospect...selected by Baseball America as having the "Best Infield Arm"...in 2015, recognized by Baseball America as the organization's "Best Defensive Infielder," "Best Infield Arm" and "Best Power Hitter". PERSONAL: Played collegiately at UC Irvine where he was a Big West Field Player of the Year and Big West Scholar Athlete...named Collegiate Baseball "Louisville Slugger" Third-Team All-American...played for USA Baseball's National Collegiate Team in 2013 and led that squad with a .396 batting average...voted top American player of the 39th edition of the USA-Japan International College Friendly Series...in 2012 played summer ball for Wenatchee of the West Coast League...Baseball America named him the top prospect in the WCL...graduated from St. John Bosco HS (Bellflower, CA) where, in addition to baseball, starred as a wide receiver on the football team. TWITTER: @taylorsparkst.

Yr	Club	AVG	G	AB	R	H	2B	3B	HR	RBI	SH	SF	HB	BB	SO	SB	CS	E
2014	Billings-R	.232	55	198	41	46	7	7	10	30	0	4	7	31	84	14	1	12
2015	Daytona-A	.247	125	446	68	110	22	4	13	54	3	6	8	30	162	14	4	36
2016	Daytona-A	.220	65	245	26	54	14	1	6	34	1	3	5	11	57	6	4	10
	Pensacola-AA	.179	64	224	23	40	4	1	8	28	0	2	4	17	84	2	0	9
2017	Pensacola-AA	.129	18	62	8	8	2	0	2	4	0	0	2	9	21	0	0	1
	AZL Reds-R	.250	6	20	2	5	2	0	1	3	0	0	1	3	5	0	0	1
	Dayton-A	.226	33	124	16	28	5	1	7	22	0	0	5	12	47	0	0	5
2018	Louisville-AAA	.119	36	126	10	15	4	1	4	9	0	0	1	7	66	1	0	5
	Pensacola-AA	.246	90	281	43	69	16	4	10	38	2	2	6	28	116	4	2	15
Minor League Totals - 5 yrs		.217	492	1726	237	375	76	19	61	222	6	17	39	148	642	41	11	94

SPARLES, Luis - RHP AGE: 21; HT: 6-3; WT: 170; B/T: R/R; BORN: 5/1/97, Higuey, DR. SIGNED BY: Felix Romero. RESIDES: Higuey, DR. OBTAINED: Signed as a first-year minor league player on 2/15/16.

Yr	Club	W-L	ERA	G	GS	CG	SHO	SV	IP	H	R	ER	HR	BB	SO	WP	BK
2016	DSL Reds-R	1-0	17.55	13	0	0	0	0	13.1	15	29	26	0	32	11	22	1
2017	DSL Reds-R	0-2	4.68	12	12	0	0	0	42.1	35	28	22	4	43	41	14	1
2018	AZL Reds-R	0-0	4.50	10	0	0	0	0	14.0	13	10	7	1	11	14	3	0
Minor League Totals - 3 yrs		1-2	7.11	35	12	0	0	0	69.2	63	67	55	5	86	66	39	2

SPILLANE, Bren - OF AGE: 22; HT: 6-4; WT: 210; B/T: R/R; BORN: 9/21/96, Hinsdale, IL. SIGNED BY: Andy Stack. RESIDES: Wheeling, IL. OBTAINED: Selected in the third round of the 2018 First-Year Player Draft. CAREER NOTES: In 2018, following the season was one of ten Reds minor leaguers to attend a leadership training program at West Point...rated by Baseball America as the Reds' 28th-best prospect. PERSONAL: Played collegiately at the University of Illinois where in 2018, was named by Collegiate Baseball as the National Player of the Year after leading the nation with a .903 slugging pct, the highest mark in college baseball since 2009...also batted .389 with 23 HR and 60 RBI in 2018 (his junior season)...also in 2018, was the first player ever to be named the Big Ten Player of the Week for three consecutive weeks and was one of three position players in the nation named unanimous first team All-Americans, along with Cal's Andrew Vaughn and Texas' Kody Clemens...with the 82nd overall pick in 2018, became the highest-selected Illinois player ever in the MLB Draft...graduated from Wheeling HS (IL). TWITTER: @BrenSpillane.

Yr	Club	AVG	G	AB	R	H	2B	3B	HR	RBI	SH	SF	HB	BB	SO	SB	CS	E
2018	Billings-R	.236	48	148	28	35	9	3	5	22	0	2	4	30	76	2	2	5

SPOONER, Mike - OF AGE: 22; HT: 6-3; WT: 204; B/T: L/R; BORN: 2/17/97, Boca Raton, FL. SIGNED BY: Sean Buckley. RESIDES: Boca Raton, FL. OBTAINED: Signed as a non-drafted free agent on 7/2/18. PERSONAL: Played collegiately at Stetson University where he was named All-ASUN Second Team (2017 & 2018) and selected to the ASUN All-Tournament Team (2018)...graduated from Boca Raton Community HS (FL)...his brother, Jake, played college baseball at Lehigh. TWITTER: @Mike_Spooner4.

Yr	Club	AVG	G	AB	R	H	2B	3B	HR	RBI	SH	SF	HB	BB	SO	SB	CS	E
2018	Dayton-A	.091	3	11	0	1	0	0	0	0	0	0	0	1	3	0	0	0
	Billings-R	.083	17	48	5	4	2	0	0	3	0	0	0	4	13	0	0	0
Minor League Totals - 1 yr		.085	20	59	5	5	2	0	0	3	0	0	0	5	16	0	0	0

STALLINGS, Brandt - OF AGE: 22; HT: 6-4; WT: 215; B/T: R/R; BORN: 9/5/96, Dallas, TX. SIGNED BY: John Poloni. RESIDES: Buford, GA. OBTAINED: Selected in the 28th round of the 2018 First-Year Player Draft. PERSONAL: Played collegiately at Georgia College and Georgia Tech...graduated from Kings Ridge Christian School (Alpharetta, GA). TWITTER: @btall22.

Yr	Club	AVG	G	AB	R	H	2B	3B	HR	RBI	SH	SF	HB	BB	SO	SB	CS	E
2018	Greenville-R	.160	20	50	12	8	0	0	2	6	0	1	0	2	24	1	0	0
	Billings-R	.211	12	38	3	8	2	0	0	1	0	0	1	0	9	1	0	2
Minor League Totals - 1 yr		.182	32	88	15	16	2	0	2	7	0	1	1	2	33	2	0	2

STALLINGS, Jesse - RHP AGE: 24; HT: 6-2; WT: 197; B/T: R/R; BORN: 10/27/94, Alexandria, LA. SIGNED BY: Ben Jones. RESIDES: Cofax, LA. OBTAINED: Selected in the 15th round of the 2016 First-Year Player Draft. CAREER NOTES: In 2018, limited to 22 apps due to right shoulder soreness...in 2017, ranked among Midwest League leaders in appearances (45, 2nd) and holds (8, T2nd)...in 2016, finished fourth in the Pioneer League with 14 games finished. PERSONAL: Pitched collegiately at LSU where he was a member of the SEC Academic Honor Roll as a natural resource ecology and management major...graduated from Grant HS (Dry Prong, LA)...underwent "Tommy John surgery" during his senior year of high school...2012 Offensive Player of the Year at Grant, batting .424 with 24 RBI...named to the Principal's List for academic excellence. TWITTER: @stallings37

Yr	Club	W-L	ERA	G	GS	CG	SHO	SV	IP	H	R	ER	HR	BB	SO	WP	BK
2016	Billings-R	1-2	5.09	19	0	0	0	5	23.0	24	16	13	3	13	21	2	1
2017	Dayton-A	1-4	4.57	45	0	0	0	1	63.0	70	37	32	5	21	39	3	0
2018	AZL Reds-R	0-0	9.00	2	2	0	0	0	2.0	3	2	2	1	2	1	0	0
	Daytona-A	3-2	2.00	17	0	0	0	3	18.0	14	6	4	2	5	12	1	0
	Billings-R	1-0	0.00	3	0	0	0	2	4.0	2	0	0	0	1	3	0	0
Minor League Totals - 3 yrs		6-8	4.17	86	2	0	0	11	110.0	113	61	51	11	42	76	6	1

STRAHAN, Wyatt - RHP AGE: 25 (turns 26 on 4/18); HT: 6-3; WT: 215; B/T: R/R; BORN: 4/18/93, Santa Ana, CA. SIGNED BY: Rex De La Nuez. RESIDES: Villa Park, CA. OBTAINED: Selected in the third round of the 2014 First-Year Player Draft. CAREER NOTES: In 2018, following the season pitched for the Scottsdale Scorpions in the prestigious Arizona Fall League...in 2017, following the season was one of a dozen Reds minor leaguers to participate in a leadership training program at West Point...on 6/5 vs Dunedin made his first appearance since undergoing "Tommy John" surgery on 5/20/16...in 2016, limited to 4 appearances before undergoing "Tommy John" surgery on 5/20...in 2015, Midwest League Pitcher of the Week for 8/10-8/17...ranked among Midwest League leaders in innings pitched (164.1, 1st), starts (28, T1st), strikeouts (132, 4th) and ERA (2.79, 8th)...ranked among all Reds minor league pitchers in strikeouts (5th) and ERA (6th)...selected by Baseball America as having the best curveball in the Reds system. PERSONAL: Played collegiately at Southern Cal where he was an All-Pac 12 selection...graduated from Villa Park HS where he was a four-time scholar athlete in baseball and basketball...earned all-county and baseball team MVP honors during his senior year of high school...originally selected by Arizona in the 27th round of the 2011 draft. TWITTER: @WyattStrahan.

Yr	Club	W-L	ERA	G	GS	CG	SHO	SV	IP	H	R	ER	HR	BB	SO	WP	BK
2014	Billings-R	0-3	2.76	14	14	0	0	0	42.1	48	23	13	0	12	40	4	0
2015	Dayton-A	9-10	2.79	28	28	1	0	0	164.1	158	68	51	10	53	132	10	0
2016	Daytona-A	0-1	3.80	4	4	0	0	0	23.2	26	10	10	0	8	15	1	0
2017	Daytona-A	2-6	3.84	14	14	0	0	0	72.2	71	36	31	4	14	56	7	0
2018	Pensacola-AA	7-12	6.38	27	23	0	0	1	120.0	144	95	85	15	53	83	8	0
Minor League Totals - 5 yrs		18-32	4.04	87	83	1	0	1	423.0	447	232	190	29	140	326	30	0

SUGILIO, Andy - OF AGE: 22; HT: 6-2; WT: 170; B/T: S/R; BORN: 10/26/96, Santo Domingo, DR. SIGNED BY: Richard Jimenez. RESIDES: Nizao, DR. OBTAINED: Signed as a non-drafted free agent on 10/28/13. CAREER NOTES: In 2018, limited to 91 games due to a right hamstring strain...following the season was one of ten Reds minor leaguers to attend a leadership training program at West Point...rated by MLB.com as the Reds' 28th-best prospect...in 2017, his .345 batting average was best among all Reds farmhands...ranked among Pioneer League leaders in BA (7th) and SB (20, 4th)...was an MLB.com as a Reds Organization All-Star.

Yr	Club	AVG	G	AB	R	H	2B	3B	HR	RBI	SH	SF	HB	BB	SO	SB	CS	E
2014	DSL Rojas-R	.259	55	158	12	41	2	2	0	16	2	1	1	12	32	4	5	26
2015	DSL Reds-R	.272	62	228	40	62	10	8	1	29	3	3	1	25	34	8	4	11
2016	AZL Reds-R	.221	31	104	13	23	3	2	0	6	1	1	2	8	27	6	0	3
2017	Billings-R	.345	62	235	45	81	13	4	3	40	0	1	1	17	33	20	4	3
2018	Dayton-A	.278	91	363	34	101	14	4	5	45	1	5	1	17	61	12	7	3
Minor League Totals		.283	301	1088	144	308	42	20	9	136	7	11	6	79	187	50	20	46

SWEET, Daniel - OF AGE: 24; HT: 6-0; WT: 210; B/T: S/L; BORN: 12/28/94, Flowood, MS. SIGNED BY: Byron Ewing. RESIDES: Brandon, MS. OBTAINED: Selected in the 29th round of the 2016 First-Year Player Draft. CAREER NOTES: In 2018, hit safely in 14 straight games for Advanced-A Daytona from 4/11-4/26 (19-for-49, .388)...in 2017, his .372 on-base pct ranked 4th in the Florida State League. PERSONAL: Played collegiately at Dallas Baptist where in 2016 led the Missouri Valley Conference with a .445 on-base pct...also played at Polk State College where he was First Team All-American and the Suncoast Conference Player of the Year in 2015...participated in the prestigious Cape Cod League in 2014...graduated from Northwest Rankin HS (Flowood, MS)...originally drafted by the Reds (23rd rd) in 2012 and the Rangers (25th rd) in 2014.

Yr	Club	AVG	G	AB	R	H	2B	3B	HR	RBI	SH	SF	HB	BB	SO	SB	CS	E
2016	Billings-R	.333	24	69	13	23	3	5	1	9	1	1	1	20	16	5	3	1
	Daytona-A	.243	36	140	19	34	6	4	3	18	1	0	1	12	47	6	3	2
2017	Daytona-A	.270	96	348	48	94	9	2	2	29	4	1	15	42	84	22	9	5
2018	Louisville-AAA	.000	1	3	0	0	0	0	0	0	0	0	0	0	0	0	0	0
	Daytona-A	.259	47	158	29	41	11	1	4	24	0	2	2	21	34	5	3	1
	Pensacola-AA	.161	43	93	10	15	3	1	2	7	1	0	1	14	28	4	2	0
Minor League Totals - 3 yrs		.255	247	811	119	207	32	13	12	87	7	4	20	109	209	42	20	9

TAMARES, Junior - OF AGE: 17; HT: 6-0; WT: 165; B/T: L/R; BORN: 9/26/01, Santo Domingo, DR. SIGNED BY: Edgar Melo and Richard Jimenez. RESIDES: Santo Domingo, DR. OBTAINED: Signed as a non-drafted free agent on 7/2/18. CAREER NOTES: 2019 will be his first professional season.

TAVARES, Dannysmel - RHP AGE: 21; HT: 6-3; WT: 190; B/T: R/R; BORN: 3/10/98, Sosua, DR. SIGNED BY: Victor Nova. RESIDES: Sosua, DR. OBTAINED: Signed as a non-drafted free agent on 5/4/17.

Yr	Club	W-L	ERA	G	GS	CG	SHO	SV	IP	H	R	ER	HR	BB	SO	WP	BK
2017	DSL Rojos-R	0-0	10.47	13	0	0	0	0	16.1	21	21	19	1	23	17	5	3
2018	DSL Reds-R	2-2	7.71	14	0	0	0	0	23.1	28	25	20	1	27	19	12	2
Minor League Totals - 2 yrs		2-2	8.85	27	0	0	0	0	39.2	49	46	39	2	50	36	17	5

TAYLOR, Logan - OF AGE: 24; HT: 5-9; WT: 175; B/T: R/R; BORN: 6/21/94, Lexington, KY. SIGNED BY: White Sox. RESIDES: Lexington, KY. OBTAINED: Signed as a minor league free agent on 7/12/18. CAREER NOTES: In 2018, released by the White Sox on 6/1...made 6 apps for the independent Evansville Otters of the Frontier League before signing with the Reds on 7/12...was bothered by a left wrist injury...in 2017, selected by the White Sox in the 16th round of the First-Year Player Draft. PERSONAL: Played collegiately for 4 years at the University of Louisville...was the Cardinals team captain in 2017...graduated from Lexington Catholic HS...2-time high school intramural badminton champion...enjoys playing guitar.

Yr	Club	AVG	G	AB	R	H	2B	3B	HR	RBI	SH	SF	HB	BB	SO	SB	CS	E
2017	AZL White Sox-R	.333	5	21	7	7	1	1	1	2	1	0	0	5	2	1	0	0
	Great Falls-R	.307	44	176	32	54	8	1	1	19	1	3	4	25	27	4	3	3
2018	AZL Reds-R	.143	3	7	3	1	0	0	0	0	0	0	3	0	3	1	0	1
Minor League Totals - 2 yrs		.304	52	204	42	62	9	2	2	21	2	3	7	30	32	6	3	4

TEJADA, Luis - INF AGE: 19; HT: 6-0; WT: 160; B/T: R/R; BORN: 9/3/99, San Pedro de Macoris, DR. SIGNED BY: Edgar Melo. RESIDES: Santo Domingo, DR. OBTAINED: Signed as a non-drafted free agent on 7/3/17.

Yr	Club	AVG	G	AB	R	H	2B	3B	HR	RBI	SH	SF	HB	BB	SO	SB	CS	E
2018	DSL Reds-R	.282	41	149	29	42	8	1	2	16	0	0	10	16	41	6	2	12

TELLO, Jose - C AGE: 20; HT: 6-0; WT: 170; B/T: R/R; BORN: 5/21/98, Puerto Cabello, Carabobo, VZ. SIGNED BY: Jose Fuentes. RESIDES: Puerto Cabello, Carabobo, VZ. OBTAINED: Signed as a non-drafted free agent on 2/10/15.

Yr	Club	AVG	G	AB	R	H	2B	3B	HR	RBI	SH	SF	HB	BB	SO	SB	CS	E
2015	DSL Rojos-R	.364	7	22	3	8	0	0	1	2	1	1	2	2	5	0	0	2
	DSL Reds-R	.243	32	103	17	25	3	1	1	12	0	3	2	14	28	3	0	5
2016	DSL Reds-R	.265	49	147	14	39	10	1	1	20	1	1	6	14	27	2	2	6
2017	DSL Reds-R	.268	61	224	36	60	10	0	6	35	1	4	3	15	30	3	4	10
2018	Greenville-R	.245	20	49	3	12	1	0	0	6	1	1	2	4	15	1	1	0
	AZL Reds-R	.296	7	27	5	8	4	0	1	4	1	0	0	0	9	0	0	1
Minor League Totals - 4 yrs		.266	176	572	78	152	28	2	10	79	5	10	15	49	114	9	7	24

THOMAS, Rylan - 1B AGE: 21; HT: 6-0; WT: 225; B/T: R/R; BORN: 6/25/97, Kissimmee, FL. SIGNED BY: Sean Buckley. RESIDES: Winter Garden, FL. OBTAINED: Selected in the 26th round of the 2018 First-Year Player Draft. CAREER NOTES: In 2018, named Reds Minor League Player of the Month for July...selected as MiLB.com Appalachian League Player of the Month for July (26g, .316/.495/.734, 25-for-79, 9hr, 21rbi)...named Appalachian League Player of the Week for 7/23-7/29...his 41 walks ranked fourth in the Appy League. PERSONAL: Played collegiately at the University of Central Florida, where in 2018, was named the American Athletic Conference Preseason Player of the Year, and a Preseason All-Conference selection...selected as Freshman All-American in 2017...graduated from Windermere Preparatory School in Windermere, FL.

Yr	Club	AVG	G	AB	R	H	2B	3B	HR	RBI	SH	SF	HB	BB	SO	SB	CS	E
2018	Greenville-R	.257	55	179	34	46	12	0	10	33	0	2	3	41	49	0	2	9

THOMPSON, Cory - RHP AGE: 24; HT: 5-11; WT: 185; B/T: R/R; BORN: 9/23/94, Chicago, IL. SIGNED BY: Perry Smith. RESIDES: Mauldin, SC. OBTAINED: Selected in the fifth round of the 2013 First-Year Player Draft. CAREER NOTES: In 2018, selected as a Midwest League All-Star...his 46 apps tied teammate Ryan Nutof for the most in the Midwest League...in 2017, transitioned from an infielder to a full-time pitcher...in 2013, selected by Baseball America as having the organization's best infield arm. PERSONAL: Graduated from Mauldin HS (SC) where he excelled both as a pitcher and shortstop...signed a letter intent to play collegiately at South Carolina. TWITTER: @C_Thompson12.

Yr	Club	AVG	G	AB	R	H	2B	3B	HR	RBI	SH	SF	HB	BB	SO	SB	CS	E
2013	AZL Reds-R	.266	48	188	34	50	9	1	1	16	1	1	12	10	30	3	4	24
2014	Billings-R	.245	66	253	45	62	13	1	6	28	2	3	7	13	47	13	0	23
2015	AZL Reds-R	.323	8	31	7	10	3	0	1	3	0	1	0	1	5	3	0	4
	Dayton-A	.196	51	194	23	38	6	1	4	14	1	2	9	9	47	0	1	13
2016	Dayton-A	.148	8	27	4	4	1	0	0	1	0	0	0	2	10	0	0	6
Minor League Totals		.237	181	693	113	164	32	3	12	62	4	7	28	35	139	19	5	70

Yr	Club	W-L	ERA	G	GS	CG	SHO	SV	IP	H	R	ER	HR	BB	SO	WP	BK
2017	Billings-R	3-1	3.62	21	0	0	0	1	32.1	29	13	13	3	18	32	7	0
2018	Dayton-A	6-6	3.25	46	0	0	0	5	72.0	76	31	26	6	13	67	9	0
Minor League Totals - 2 yrs		9-7	3.36	67	0	0	0	6	104.1	105	44	39	9	31	99	16	0

TORRES, Esmil - SS AGE: 17; HT: 6-0; WT: 150; B/T: R/R; BORN: 1/18/02, Santo Domingo, DR. SIGNED BY: Carlos Pellerano and Enmanuel Cartagena. RESIDES: Santo Domingo, DR. OBTAINED: Signed as a first-year minor league player on 7/2/18. CAREER NOTES: 2019 will be his first professional season.

TRAVIESO, Nick - RHP AGE: 25; HT: 6-2; WT: 230; B/T: R/R; BORN: 1/31/94, Pembroke Pines, FL. SIGNED BY: Tony Arias. RESIDES: Pembroke Pines, FL. OBTAINED: Was selected in the first round of the 2012 First-Year Player Draft (14th overall). CAREER HIGHLIGHTS: Last name is pronounced trav-ee-ESS-oh...was selected by the Reds in the first round (14th overall) of the June 2012 first-year player draft...in 2015 was a mid-season Florida State League All-Star, FSL Pitcher of the Week for 8/11-8/17 and was Arizona Fall League Pitcher of the Week for 10/26-11/1...in 2014 was the Reds' Minor League Pitcher of the Year, the organization's Pitcher of the Month for August and a mid-season Midwest League All-Star...is Class A Dayton's all-time leader in career victories (21)...CAREER NOTES: In 2018, spent the entire season on Pensacola's disabled list, recovering from 6/13/17 right shoulder surgery...in 2017, Spent the entire season on the Reds' 60-day disabled list with a right shoulder injury...on 6/13 had surgery to repair the torn labrum in his right shoulder (Dr. James Andrews)...participated in his third straight Major League spring training camp, his first as a player on the 40-man roster...his shoulder injury prevented him from making an appearance in an exhibition game...entered the season rated by Baseball America the 17th-best prospect in the organization...on 10/4 came off the 60-day disabled list, cleared waivers and was outrighted to Louisville...in 2016, in his first season above Class A made 23 starts for Class AA Pensacola, the second-highest total on the staff (Jackson Stephens, 26gs)...among all Reds farmhands ranked 10th in ERA...was on the Blue Wahoos' disabled list twice, in April with a strained right groin and in July/August with a bruised right shoulder...entered the 2016 season rated the seventh-best prospect in the organization...as a non-roster invite attended his second Major League spring training camp and made 1 relief appearance before he was reassigned to minor league camp on 3/14...on 11/18 was added to the Reds' 40-man roster...in 2015, Spent the season at Class A Dayton...was a mid-season Florida State League All-Star, FSL Pitcher of the Week for 8/11-8/17 and was Arizona Fall League Pitcher of the Week for 10/26-11/1...from 6/20-8/1 was disabled with a fractured right wrist...in the clinching Game 2 of the first round of Florida State League playoffs beat Clearwater, 2-1 (7ip, 1r, 5k)...played for Peoria in the Arizona Fall League (5g, 4gs, 1-0, 2.05, 22ip, 19h, 3bb, 20k)...was AFL Pitcher of the Week for 10/26-11/1...entered the 2015 season rated the Reds' eighth-best prospect...as a non-roster invite attended his first Major League spring training camp...in 2014, Was the organization's Minor League Pitcher of the Year...at Class A Dayton was a Midwest League All-Star...led all Reds minor league pitchers in wins (14) and ERA (3.03)...led the MWL in wins and while ranking second in innings pitched (142.2) and seventh in ERA...was the organization's Pitcher of the Month for August (Ggs, 4-0, 1.56, 34.2ip, 19h, 13bb, 26k)...entered the season rated the eighth-best prospect in the organization...on 1/12/15 was invited to 2015 Major League spring training camp...in 2013, In his first full professional season made 17 starts at Class A Dayton...was rated by MLB.com the third-best prospect in the organization...in 2012, Following his first professional season was rated by Baseball America the fifth-best prospect in the organization. PERSONAL: Graduated from Archbishop McCarthy High School in Ft. Lauderdale...as a senior, in 7 regular season starts compiled a 0.76era with 70 strikeouts and just 21 hits, 11 walks and 5 earned runs allowed in 46.1 innings while producing 2 complete games, 1 shutout and a 0.69 WHIP. TRANSACTIONS: was selected by the Reds in the first round (14th overall) of the June 2012 first-year player draft. Was signed by Tony Arias...on Daytona's disabled list with a fractured right wrist, June 20-August 1, 2015...on Pensacola's disabled list with a strained right groin, April 13-20, 2016...on Pensacola's suspended list, April 21-23, 2016...on Pensacola's disabled list with a bruised right shoulder, July 19-August 8, 2016...on 60-day disabled list with a torn labrum in his right shoulder, April 2-remainder of the season, 2017. TWITTER: @NTravieso21.

Yr	Club	W-L	ERA	G	GS	CG	SHO	SV	IP	H	R	ER	HR	BB	SO	WP	BK	
2012	AZL Reds-R	0-2	4.71	8	8	0	0	0	21.0	20	11	11	3	5	14	1	2	
2013	Dayton-A	7-4	4.63	17	17	0	0	0	81.2	83	47	42	7	27	61	8	1	
2014	Dayton-A	*14-5	3.03	26	26	1	0	0	142.2	123	62	48	10	44	114	6	0	
2015	Dayton-A	6-6	2.70	19	19	0	0	0	93.1	82	40	28	4	30	76	7	0	
2016	Pensacola-AA	5-7	3.84	23	23	0	0	0	117.1	109	55	50	11	53	91	13	0	
2017	Pensacola-AA	Injured, Did Not Pitch																
Minor League Totals - 5 yrs		32-24	3.53	93	93	1	0	0	456.0	417	215	179	35	159	356	35	4	

*Led Midwest League

TROMP, Chadwick - C AGE: 24; HT: 5-9; WT: 205; B/T: R/R; BORN: 3/21/95, Oranjestad, Aruba. SIGNED BY: Jim Stoeckel. RESIDES: Oranjestad, Aruba. OBTAINED: Signed as a non-drafted free agent on 5/24/13. CAREER HIGHLIGHTS: In 2018, attended his first Major League Spring Training Camp...in 78 apps for Triple-A Louisville and Double-A Pensacola combined to hit .259 with 2 HR and 24 RBI...in 2017, in 69 apps for Class A Dayton and Class AA Pensacola combined to hit .259 with 13 doubles, 1 HR and 34 RBI...began the season at Daytona, where he appeared in 15 games behind the plate and 17 games at DH...was promoted to Pensacola on 6/28...when promoted ranked third on the Tortugas in batting average and fourth in on-base percentage...led Daytona catchers by throwing out 32% of the baserunners attempting to steal...following the season played for Scottsdale in the prestigious Arizona Fall League (10g, .316, 1.2b, 1hr, 4rbi). PERSONAL: Played for Aruba's national team.

Yr	Club	AVG	G	AB	R	H	2B	3B	HR	RBI	SH	SF	HB	BB	SO	SB	CS	E
2013	AZL Reds-R	.167	9	24	2	4	0	0	0	2	0	0	1	0	4	0	1	1
2014	Dayton-A	.231	5	13	1	3	0	0	0	0	1	0	0	1	3	0	0	0
	AZL Reds-R	.323	25	93	14	30	8	0	3	13	0	1	2	3	16	0	1	3
2015	Louisville-AAA	.500	1	4	0	2	1	0	0	1	0	0	0	0	0	0	0	0
	Dayton-A	.293	24	82	7	24	8	0	0	6	1	0	2	5	15	0	0	1
2016	Dayton-A	.215	73	261	29	56	12	0	8	38	1	3	2	11	55	1	1	3
2017	Dayton-A	.311	33	119	11	37	9	0	1	24	1	3	1	8	23	0	0	2
	Pensacola-AA	.204	36	113	6	23	4	0	0	10	0	0	2	14	15	1	0	1
2018	Louisville-AAA	.264	53	174	20	46	8	1	2	14	0	2	4	15	24	2	2	4
	Pensacola-AA	.247	25	85	9	21	5	0	0	10	1	0	0	12	18	0	1	4
Minor League Totals - 6 yrs		.254	284	968	99	246	55	1	14	118	5	9	14	69	173	4	6	19

TURNBULL, Jake - C AGE: 21; HT: 6-1; WT: 190; B/T: L/R; BORN: 2/16/98, Perth, Australia. SIGNED BY: Jim Stoeckel, Jason Hewitt and Gareth Jones. RESIDES: Perth, Australia. OBTAINED: Signed as a non-drafted free agent on 10/17/14.

Yr	Club	AVG	G	AB	R	H	2B	3B	HR	RBI	SH	SF	HB	BB	SO	SB	CS	E
2015	AZL Reds-R	.291	35	110	19	32	6	0	1	17	0	0	2	17	31	1	0	2
2016	AZL Reds-R	.167	12	36	0	6	3	0	0	3	0	0	0	4	12	1	1	1
2017	Billings-R	.200	36	100	8	20	2	1	2	13	0	0	0	6	41	1	0	2
2018	Billings-R	.242	19	62	11	15	6	0	1	2	0	0	0	8	20	0	1	2
Minor League Totals - 4 yrs		.237	102	308	38	73	17	1	4	35	0	0	2	35	104	3	2	7

TURNER, Stuart - C AGE: 27; HT: 6-2; WT: 220; B/T: R/R; BORN: 12/27/91, Eunice, LA. SIGNED BY: Allen Sandberg (Twins). RESIDES: Eunice, LA. OBTAINED: Was selected off the Twins' Triple-A roster in the second round of the Major League phase of the Rule 5 Draft (12/8/16). CAREER HIGHLIGHTS: In 2018, was designated for assignment on 3/30, when the Reds signed RHP Yovani Gallardo...on 4/4 cleared waivers and was outrighted to Louisville, where he spent most of the season...also made 8 rehab apps at AZL Reds while recovering from a left oblique strain...also was disabled in July and August with a left knee sprain...did not play after 7/20 due to injury...in 2017, was a December 2016 Rule 5 Draft selection from the Twins and around a stint on the disabled list spent the season on the Reds' roster...in his Major League debut made 37 apps and 18 starts...made 5 of his 18 starts in the Reds' first 20 games of the season, while Devin Mesoraco was disabled the first time...was 1 of 7 rookies on the Reds' Opening Day roster...became the first Reds catcher to skip Class AAA since Tucker Barnhart made the 2014 Opening Day roster...from 5/20-6/17 was on the 10-day disabled list with a strained right hamstring...from 5/28-6/16 made 15 rehab apps for Louisville (14-59, .237, 3rb)...from 8/25-8/27 was on the paternity list for the birth of son Easton Michael...on 4/6 vs Phi started in his Major League debut...RHP Rookie Davis on 4/6 also started in his debut...for the first time in franchise history, since 1869, the Reds' starting battery mates made big league debuts in the same game...also on 4/6, Phillies starting C Andrew Knapp made his debut...was only the second time since 1900 that both teams' starting catchers made Major League debuts in the same game (9/4/2010, Det's Max St. Pierre & KC's Lucas May)...in the third inning on 4/9 at STL doubled off Carlos Martinez for his first career hit...was his sixth career plate appearance, his third career appearance in a game and his second career start...on 8/9 vs SD produced his first career home run (2-run off Travis Wood)...hit his second home run 5 apps later, on 8/31 vs NYM (2-run off Erik Goeddel)...entered the season rated the best defensive catcher in the organization...in 2016, spent the season at Class AA Chattanooga, where he led the Lookouts with 97 apps behind the plate...produced 22 doubles and 41 RBI, both career highs...following the season was selected by the Reds in the second round of the Major League phase of the Rule 5 Draft...entered the season rated by MLB.com the Twins' No. 18 prospect...in 2015, was a Twins MLB.com Organization All-Star...spent the season at Class AA Chattanooga...led all Twins minor leaguers with 97 apps as a catcher...was the organization's Minor League Player of the Week for 7/25-7/31 (5g, .471, 2 2b, 1 HR, 4 RBI)...in the bottom of the ninth inning of the 4-2 win on 5/8 vs Jackson hit a 2-run, walkoff HR...following the season played for Scottsdale in the prestigious Arizona Fall League...entered the season rated by Baseball America the Twins' 16th-best prospect and their best defensive catcher...in 2014, entered the season rated by Baseball America the best defensive catcher in the Twins' system...was both Florida State League Player of the Week and Twins Minor League Player of the Week for 8/27-9/2 (4g, .462, 3 2b, 1 HR, 5 RBI)...in just his second professional season, was a non-roster invitee to Major League spring training camp...in 2013, spent most of his first professional season at Rookie Elizabethton but also appeared in 1g for Class AA New Britain...on 8/11 at Burlington produced his first professional home run...following the season was rated by Baseball America the best defensive catcher in the Twins' system. PERSONAL: Graduated from Eunice (LA) High School, where he was a Louisville Slugger All-American in 2009...from 2008-2010 was All-District and All-State...lettered for 3 seasons in football and was All-District in 2009...attended junior college at LSU-Eunice, where he was named Easton Defensive Player of the Year, Rawlings Gold Glove Award winner and Academic All-American with a 4.0 GPA...transferred to the University of Mississippi for the 2013 season and was a Louisville Slugger/CollegeBaseballInsider.com first-team All-American (62g, .374, 15 2B, 5 HR, 51 RBI). TWITTER: @sturn26.

Yr	Club	AVG	G	AB	R	H	2B	3B	HR	RBI	SH	SF	HB	BB	SO	SB	CS	E
2013	New Britain-AA	.500	1	4	1	2	0	0	0	0	0	0	0	0	1	0	0	3
	Elizabethton-R	.264	34	121	15	32	5	0	3	19	1	4	4	12	22	0	1	4
2014	Fort Myers-A	.249	93	325	49	81	16	2	7	40	1	2	5	31	61	7	0	3
2015	Chattanooga-AA	.223	98	327	40	73	13	1	4	37	0	3	4	45	69	5	2	6
2016	Chattanooga-AA	.239	97	322	40	77	22	0	6	41	1	5	7	35	72	5	3	4
2017	Cincinnati Reds	.134	37	82	4	11	3	0	2	7	1	1	0	5	22	0	0	2
	Louisville-AAA	.237	15	59	2	14	0	0	0	3	0	0	2	3	14	0	1	0
2018	Louisville-AAA	.200	22	75	6	15	1	0	0	9	0	1	1	6	28	0	0	1
	AZL Reds-R	.269	8	26	2	7	2	0	0	5	0	1	0	6	6	2	0	1
Major League Totals		.134	37	82	4	11	3	0	2	7	1	1	0	5	22	0	0	2
Minor League Totals		.239	368	1259	155	301	59	3	20	154	3	16	23	138	273	19	7	27

VALENZUELA, Jose - RHP AGE: 20; HT: 6-1; WT: 190; B/T: R/R; BORN: 5/5/98, Nogales, Sonora, MX. SIGNED BY: Richard Jimenez. RESIDES: El Fuerte Sinaloa, MX. OBTAINED: Signed as a non-drafted free agent on 8/18/15. CAREER NOTES: In 2017, his 1.79 ERA ranked 9th in the Dominican Summer League.

Yr	Club	W-L	ERA	G	GS	CG	SHO	SV	IP	H	R	ER	HR	BB	SO	WP	BK
2016	DSL Reds-R	2-3	2.04	13	13	0	0	0	66.1	60	22	15	1	13	61	7	0
2017	DSL Reds-R	5-5	1.79	15	15	1	0	0	75.1	62	23	15	3	21	62	11	0
2018	AZL Reds-R	1-1	8.18	7	2	0	0	0	11.0	14	11	10	1	4	9	3	0
Minor League Totals - 3 yrs		8-9	2.36	35	30	1	0	0	152.2	136	56	40	5	38	132	21	0

VANMETER, Josh - SS AGE: 24; HT: 5-11; WT: 165; B/T: L/R; BORN: 3/10/95, Ossian, IN. SIGNED BY: Mark Conner (Padres). RESIDES: Ossian, IN. OBTAINED: Acquired by the Reds on 12/9/16 as the player to be named later in a trade that sent Rule 5 C Luis Torrens to San Diego. CAREER NOTES: In 2018, batted a combined .260 with 12 homers and 35 doubles in 128 games for Double-A Pensacola and Triple-A Louisville...in 2017, selected as a Southern League All-Star...in 2016, selected as a California League All-Star and an MLB.com Organizational All-Star. PERSONAL: Graduated from Norwell HS (Ossian, IN)...selected by the Padres in the fifth-round of the 2013 First-Year Player Draft. TWITTER: @vanMeter15.

Yr	Club	AVG	G	AB	R	H	2B	3B	HR	RBI	SH	SF	HB	BB	SO	SB	CS	E
2013	AZL Padres - R	.278	44	158	33	44	7	2	0	16	1	1	2	24	25	10	4	11
2014	Fort Wayne - A	.254	116	421	49	107	24	0	3	39	2	0	1	34	87	8	4	18
2015	AZL Padres - R	.727	3	11	3	8	2	1	0	0	0	0	0	0	1	0	1	0
	Fort Wayne - A	.250	25	96	13	24	4	0	0	3	0	0	0	13	12	1	1	2
2016	Lake Elsinore - A	.267	95	348	51	93	21	2	12	51	1	3	1	48	64	9	2	19
	San Antonio - AA	.198	29	106	10	21	2	0	2	5	1	0	0	7	18	2	2	9
2017	Pensacola-AA	.255	132	475	45	121	29	1	5	54	1	7	1	53	100	15	3	17
2018	Louisville-AAA	.253	98	332	40	84	25	6	11	45	0	2	0	28	73	5	3	4
	Pensacola-AA	.284	30	95	13	27	10	0	1	14	2	1	0	23	19	5	2	2
Minor League Totals - 6 yrs		.259	572	2042	257	529	124	12	34	227	8	14	5	230	399	55	22	82

VARNER, Seth - LHP AGE: 27; HT: 6-3; WT: 225; B/T: L/L; BORN: 1/27/92, Cincinnati, OH. SIGNED BY: Brad Meador. RESIDES: Batavia, OH. OBTAINED: Selected in the 10th round of the 2014 First-Year Player Draft. CAREER NOTES: In 2018, named Reds Minor League Pitcher of the Month for June (2.0, 1.80era, 5gs, 30ip, 6er, .194avg)...selected by MLB.com as a Reds Organization All-Star...ranked among all Reds minor leaguers in ERA (3.30, 3rd) and wins (10, T3rd)...made 1 app for Advanced-A Daytona before he was promoted to Double-A Pensacola on 4/13...spent the rest of the season at the Double-A level...his 3.39 ERA at Pensacola ranked 5th in the Southern League...in 2015, Florida State League Pitcher of the Week for 8/31-9/7...ranked among all Reds Minor League leaders in wins (11, 3rd), strikeouts (134, 3rd) and ERA (2.92, 8th). PERSONAL: Played collegiately at the esteemed Miami University in beautiful Oxford, OH where, in 2014, became the first Miami pitcher ever named Mid-American Conference Pitcher of the Year...recognized as a Louisville Slugger Third-Team All-American...set a Miami record with 123 strikeouts in 2014...graduated from Clermont Northeastern HS (Batavia, OH) where, as a senior, was named Southern Buckeye Conference Player of the Year...also that year, selected as the area's Division II Player of the Year by the Cincinnati Enquirer...played basketball and soccer in high school. TWITTER: @MU_Boomer32

Yr	Club	W-L	ERA	G	GS	SHO	SV	IP	H	R	ER	HR	BB	SO	WP	BK
2014	Billings-R	4-3	4.91	13	1	0	0	36.2	49	24	20	2	8	33	1	0
2015	Dayton-A	7-4	2.88	14	14	0	0	78.0	82	30	25	4	5	77	5	1
	Daytona-A	4-4	2.97	13	9	0	0	60.2	54	25	20	5	6	57	5	0
2016	Louisville-AAA	0-2	24.75	2	2	0	0	4.0	16	14	11	1	4	3	1	0
	Daytona-A	8-9	3.83	29	21	1	0	134.0	151	63	57	10	27	100	4	0
2017	AZL Reds-R	0-0	1.50	3	3	0	0	6.0	4	1	1	1	0	10	1	0
	Daytona-A	1-2	5.31	8	8	0	0	39.0	52	23	23	5	7	30	5	0
2018	Pensacola-AA	9-3	3.39	25	17	0	0	119.1	104	56	45	19	31	99	11	0
	Daytona-A	1-0	1.50	1	1	0	0	6.0	3	1	1	1	0	3	0	0
Minor League Totals - 5 yrs		34-27	3.78	108	76	2	0	483.2	515	237	203	48	88	412	33	1

VELLOJIN, Daniel - C AGE: 19; HT: 5-11; WT: 160; B/T: S/R; BORN: 3/5/00, Cartagena, Colombia. SIGNED BY: Jose Valdelamar. RESIDES: Cartagena, Colombia. OBTAINED: Signed as a non-drafted free agent on 1/5/18.

Yr	Club	AVG	G	AB	R	H	2B	3B	HR	RBI	SH	SF	HB	BB	SO	SB	CS	E
2018	DSL Reds-R	.198	38	131	20	26	4	2	2	21	0	1	2	26	30	3	2	10

VENTURA, Randy - OF AGE: 21; HT: 5-9; WT: 165; B/T: S/R; BORN: 7/11/97, Pimentel, DR. SIGNED BY: Matias Laureano (Braves). RESIDES: Pimentel, DR. OBTAINED: Acquired on 8/4/17 from Atlanta in exchange for international amateur signing bonus pool space. CAREER NOTES: In 2018, for the Advanced-A Daytona Tortugas, reached base safely in 28 straight games from 7/14-8/14 (.351, 39-for-111, 12bb)...batted a combined .280 in 72 games with Daytona and Class-A Dayton...in 2017, selected as a South Atlantic League All-Star...in 2016, selected as a Gulf Coast League postseason All-Star...paced the GCL Braves with 55 hits, 34 runs and 15 steals...ranked among all Braves farmhands in on-base pct (T5th, .358), stolen bases (8th, 15) and batting average (9th, .284)...in 2015, led the DSL Braves with a .329 batting average...earned Braves DSL Player of the Year honors...his 55 stolen bases in 58 games ranked second-most in the Atlanta system and were 20 more steals than any other player in the DSL...signed by the Braves as a non-drafted free agent on 2/13/15.

Yr	Club	AVG	G	AB	R	H	2B	3B	HR	RBI	SH	SF	HB	BB	SO	SB	CS	E
2015	DSL Braves-R	.329	58	231	61	76	11	2	0	25	3	2	3	35	27	55	9	11
2016	GCL Braves-R	.284	53	194	34	55	2	4	1	32	1	6	1	25	31	15	6	0
2017	Rome-A	.294	95	381	46	112	7	1	1	16	5	1	2	24	83	29	12	6
	Dayton-A	.276	26	105	22	29	8	1	1	10	1	0	11	20	9	2	4	
2018	Daytona-A	.291	65	254	31	74	7	0	0	17	1	0	1	24	51	10	5	13
	Dayton-A	.188	7	32	0	6	0	0	0	2	0	0	0	0	8	5	1	0
Minor League Totals - 4 yrs		.294	304	1197	194	352	35	8	3	102	11	10	7	119	220	123	35	34

WALLACE, Raul - OF AGE: 23; HT: 6-2; WT: 180; B/T: R/R; BORN: 8/19/95, Santo Domingo, DR. SIGNED BY: Richard Jimenez. RESIDES: Santo Domingo, DR. OBTAINED: Signed as a non-drafted free agent on 2/28/13.

Yr	Club	AVG	G	AB	R	H	2B	3B	HR	RBI	SH	SF	HB	BB	SO	SB	CS	E
2013	DSL Reds/Rojos-R	.250	26	84	9	21	5	2	1	12	1	0	4	5	34	6	2	1
2014	DSL Reds-R	.217	60	212	28	46	5	4	1	19	0	2	7	18	49	12	4	6
2015	AZL Reds-R	.285	34	123	13	35	7	2	3	15	1	0	2	3	38	7	4	0
2016	AZL Reds-R	.228	35	123	19	28	10	1	1	14	0	2	2	10	46	8	2	3
2017	AZL Reds-R	.281	33	128	13	36	7	6	0	16	0	3	1	4	44	9	0	2
	Billings-R	.286	11	35	8	10	4	0	1	5	0	0	2	2	10	2	0	1
2018	Dayton-A	.254	43	134	18	34	4	1	4	15	1	2	0	5	59	4	3	1
	Billings-R	.250	1	4	1	1	0	0	0	0	0	0	0	0	2	1	0	0
Minor League Totals - 6 yrs		.250	243	843	109	211	42	16	11	96	3	9	18	47	282	49	15	16

WHITE, Zeek - OF AGE: 22; HT: 6-0; WT: 170; B/T: R/R; BORN: 1/7/97, Wilson, NC. SIGNED BY: Joel Matthews (Marlins). RESIDES: Raleigh, NC. OBTAINED: Acquired by the Reds from the Marlins on 1/19/17 along with RHP Luis Castillo and RHP Austin Brice in exchange for RHP Dan Straily. CAREER NOTES: In 2018, batted a combined .270 with a .359 on-base pct and 13 steals in 54 games with Rookie Billings and Rookie Greenville...in 2016, when traded in the off-season to the Reds was ranked by Baseball Prospectus the 10th-best prospect in the Marlins organization and the 16th-best prospect by MLB.com. PERSONAL: Given first name is 'Isaiah'...graduated from Greenfield HS (NC)...selected by the Marlins in the third round of the 2015 First-Year Player Draft. TWITTER: @white_zeek

Yr	Club	AVG	G	AB	R	H	2B	3B	HR	RBI	SH	SF	HB	BB	SO	SB	CS	OBP	SLG	E
15	GCL Marlins-R	.294	35	126	19	37	7	2	0	8	1	0	2	3	44	13	0	.321	.381	2
16	Batavia-A	.214	51	173	23	37	6	3	1	17	5	0	1	22	60	5	4	.306	.301	1
17	Billings-R	.206	41	102	17	21	3	2	2	11	1	1	14	39	8	2	.305	.333	2	
	Dayton-A	.000	1	5	0	0	0	0	0	0	0	0	0	0	0	0	0	.000	.000	0
18	Greenville-R	.438	9	32	10	14	0	0	2	5	1	0	1	4	6	3	0	.514	.625	1
	Billings-R	.236	45	157	32	37	10	3	3	17	1	1	5	17	57	10	2	.328	.395	3
Minor Totals - 4 yrs		.245	182	595	101	146	26	10	8	58	9	2	10	60	206	39	8	.324	.363	9

WILLEMS, Jonathan - INF AGE: 20; HT: 5-11; WT: 180; B/T: R/R; BORN: 11/7/98, Willemstad, Curacao. SIGNED BY: Jim Stoeckel. RESIDES:

Willemstad, Curacao. OBTAINED: Signed as a non-drafted free agent on 8/11/15. CAREER NOTES: In 2018, ranked by MLB.com (26th) and Baseball America (30th) as one of the Reds' top prospects.

Yr	Club	AVG	G	AB	R	H	2B	3B	HR	RBI	SH	SF	HB	BB	SO	SB	CS	E
2016	DSL Reds-R	.228	53	180	25	41	14	3	1	19	1	1	8	9	56	5	5	7
2017	AZL Reds-R	.234	23	64	7	15	3	0	0	4	0	0	3	2	19	7	2	9
2018	Greenville-R	.263	55	217	30	57	13	4	8	39	1	1	5	7	54	0	2	21
	Billings-R	.211	6	19	3	4	0	0	0	0	0	0	0	1	3	0	1	2
Minor League Totals - 3 yrs		.244	137	480	65	117	30	7	9	62	2	2	16	19	132	12	10	39

WOOTEN, Rob - RHP AGE: 33; HT: 6-1; WT: 195; B/T: R/R; BORN: 7/21/85, Goldsboro, NC. SIGNED BY: Daniel Nellum (Brewers). RESIDES: Sanford, NC. OBTAINED: Signed as a minor league free agent on 12/19/16. CAREER NOTES: In 2018, pitched 17.1 innings over 8 apps with Rookie AZL Reds and Triple-A Louisville...in 2017, was limited to 6 games due to elbow injury...in 2016, was limited to 11 appearances for Triple-A Gwinnett due to injury...signed with the Reds on 12/19...in 2015, split the season between Milwaukee and Triple-A Colorado Springs, making four appearances for the Brewers and going 5-2 with a 4.67 ERA (27 ER/52.0 IP) in 44 games for the Sky Sox...pitched to a 12.00 ERA (8 ER/6.0 IP) with Milwaukee, fanning six...allowed 5 earned runs in 1.2 innings in his final appearance for the Brewers on 5/7 vs. LAD went 2-1 with a 5.74 ERA in 24 games prior to the All-Star game with Colorado Springs before pitching to a 3-1 record and a 3.55 ERA in 20 games to close the season...tallied a 1.53 ERA in 23 Triple-A road games, compared to an 8.74 ERA in 21 home outings...allowed opponents to hit just .125 (3-for-24) with two outs and runners in scoring position...in 2014, went 1-4 with a 4.72 ERA (18 ER/34.1 IP) in 40 relief appearances during four stints with Milwaukee...was the last player out of Spring Training...his stints with the Brewers came from 4/13-4/20, 5/1-7/20, 8/5-8/8 and 9/10 to the end of the season...retired 27 of 40 first batters faced (67.5%)...stranded 17 of 21 inherited runners (81%)...earned his only win of the season on 5/15 vs. PIT...went 0-2 with a 5.82 ERA (14 ER/21.2 IP) and 14 saves in 21 relief appearances at Triple-A Nashville...pitched in the Japan All-Star Series in November...in 2013, began the season at Triple-A Nashville, where he went 0-1 with a 2.94 ERA (17 ER/52.0 IP) and 20 saves in 40 relief appearances...Held opponents to a .209 batting average...Had his contract selected by Milwaukee on 7/26...Was tied for third in the Pacific Coast League in saves (20) at the time of his promotion...Went 3-1 with a 3.90 ERA (12 ER/27.2 IP) in 27 relief appearances with the Brewers...Retired 18-of-27 first batters faced (66.7%)...Stranded 7-of-14 inherited runners (50%)...Made his Major League debut on 7/26 at Colorado (2.1 IP, 2 H, 1 K)...His first career strikeout was Todd Helton...Joined Mike Adams (13.0 IP in 2004) as the only Brewers to begin their Major League careers with at least 10.0 consecutive scoreless innings (11.0 IP)...Notched his first Major League win on 7/30 at CHL in the first game of a doubleheader...Surrendered five runs in 0.2 innings on 9/21 vs. STL; his ERA without that appearance was 2.33 (7 ER/27.0 IP)...in 2012, went 3-2 with a 3.31 ERA (27 ER/73.1 IP) and 15 saves in 57 relief appearances between Double-A Huntsville (17 games) and Triple-A Nashville (40 games)...Following the season pitched for Anzoategui in the Venezuelan Winter League, where he went 1-0 with a 3.38 ERA and three saves in 10 relief appearances...Held opponents to a .162 batting average...in 2011, went 5-3 with a 3.09 ERA (22 ER/64.0 IP) and eight saves in 48 relief appearances between Class-A Brevard County (12 games) and Double-A Huntsville (36 games)...Held opponents to a .231 batting average...in 2010, missed the entire season after undergoing "Tommy John" surgery on his right elbow on 4/8...in 2009, went 1-2 with a 2.67 ERA (17 ER/57.1 IP) and 29 saves in 53 relief appearances between Class-A Brevard County (26 games) and Double-A Huntsville (27 games)...Held opponents to a .218 batting average and struck out 78 batters in just 57.1 innings...Was a Florida State League All-Star...Led Brewers minor leaguers in saves (29) and tied for sixth in all of Minor League Baseball...Pitched for the Peoria Javelinas in the Arizona Fall League...in 2008, went 1-0 with a 1.71 ERA (6 ER/31.2 IP) and six saves in 14 relief appearances between rookie-level Helena (4 games) and Class-A West Virginia (10 games) during his first professional season...held opponents to a .207 batting average and struck out 44 batters in just 31.2 innings. PERSONAL: Pitched collegiately at the University of North Carolina. TWITTER: @RobWooten35.

Yr	Club	W-L	ERA	G	GS	CG	SHO	SV	IP	H	R	ER	HR	BB	SO	WP	BK
2008	Helena-R	0-0	0.00	4	0	0	0	2	9.0	10	0	0	0	2	14	0	0
	West Virginia-A	1-0	2.38	10	0	0	0	4	22.2	14	6	6	0	4	30	2	0
2009	Brevard County-A	1-1	1.20	26	0	0	0	18	30.0	21	7	4	0	13	44	2	1
	Huntsville-AA	0-1	4.28	27	0	0	0	11	27.1	26	15	13	3	9	34	1	1
2011	Brevard County-A	2-0	2.53	12	0	0	0	1	21.1	15	6	6	0	3	18	0	0
	Huntsville-AA	3-3	3.38	36	0	0	0	7	42.2	41	20	16	3	15	41	3	1
2012	Huntsville-AA	3-0	1.74	17	0	0	0	8	20.2	18	4	4	1	7	21	2	0
	Nashville-AAA	0-2	3.93	40	0	0	0	7	52.2	49	23	23	4	16	49	1	1
2013	Nashville-AAA	0-1	2.94	40	0	0	0	20	52.0	40	17	17	4	12	45	5	0
	Milwaukee	3-1	3.90	27	0	0	0	0	27.2	27	12	12	1	8	18	0	0
2014	Nashville-AAA	0-2	5.82	21	0	0	0	14	21.2	24	16	14	1	5	21	0	0
	Milwaukee	1-4	4.72	40	0	0	0	0	34.1	42	18	18	1	8	29	0	0
2015	Milwaukee	0-0	12.00	4	0	0	0	0	6.0	5	8	8	1	6	6	1	0
	Colorado Springs-AAA	5-2	4.67	44	1	0	0	1	52.0	56	29	27	9	14	50	0	1
2016	Gwinnett-AAA	3-5	3.58	35	6	0	0	1	73.0	75	31	29	9	11	60	3	0
2017	Louisville-AAA	1-3	6.94	6	6	0	0	0	23.1	34	18	18	6	5	26	2	0
2018	AZL Reds-R	0-3	8.16	7	3	0	0	0	14.1	24	16	13	1	1	15	5	0
	Louisville-AAA	0-0	3.00	1	0	0	0	0	3.0	3	1	1	1	1	17	0	0
Major League Totals		4-5	5.03	71	0	0	0	0	68.0	74	38	38	3	22	53	1	0
Minor League Totals		19-23	3.69	326	16	0	0	94	465.2	450	209	191	41	117	470	26	5

WYRICK Jake - LHP AGE: 23; HT: 6-0; WT: 200; B/T: L/L; BORN: 11/14/95, Cleveland, TN. SIGNED BY: J.R. Reynolds. RESIDES: Cleveland, TN. OBTAINED: Selected in the 30th round of the 2018 First-Year Player Draft. PERSONAL: Played collegiately at Middle Tennessee State, where in 2018 was named Second Team Conference USA...also pitched for Cleveland State Community College...graduated from Cleveland HS (TN)...originally selected by the Mets in the 38th round of the 2015 draft but did not sign...majored in Mathematics in college.

Yr	Club	W-L	ERA	G	GS	CG	SHO	SV	IP	H	R	ER	HR	BB	SO	WP	BK
2018	Billings-R	1-1	6.20	14	0	0	0	0	24.2	25	19	17	3	10	29	0	0

YANEZ, Williams - RHP AGE: 17; HT: 6-2; WT: 175; B/T: R/R; BORN: 11/7/01, Ciudad Bolivar, VZ. SIGNED BY: Richard Castro and Bob Engle. RESIDES: Bolivar, VZ. OBTAINED: Signed as a first-year minor league player on 10/16/18. CAREER NOTES: 2019 will be his first professional season.

YARI, Bruce - 1B AGE: 24; HT: 6-3; WT: 215; B/T: L/L; BORN: 12/9/94, Waterloo, Ontario (Canada). SIGNED BY: Bill Byckowski. RESIDES: Waterloo, Ontario (Canada). OBTAINED: Selected in the 24th round of the 2016 First-Year Player Draft. CAREER NOTES: In 2018, following the season was one of ten Reds minor leaguers to attend a leadership training program at West Point...his .997 fielding pct was best among all qualified Florida State League first basemen...ranked second in the FSL in both on-base pct (.379) and walks (61). PERSONAL: Played collegiately at the University of British Columbia...graduated from Sir John A. Macdonald Secondary School (Waterloo, Ontario). TWITTER: @BruceYari.

Yr	Club	AVG	G	AB	R	H	2B	3B	HR	RBI	SH	SF	HB	BB	SO	SB	CS	E
2016	AZL Reds-R	.270	35	137	13	37	2	3	1	17	0	2	1	12	29	1	0	0
2017	Dayton-A	.252	88	329	46	83	17	0	13	54	0	3	1	41	98	2	0	4
2018	Daytona-A	.272	111	379	40	103	18	0	5	54	0	3	6	61	103	0	3	2
Minor League Totals - 3 yrs		.264	234	845	99	223	37	3	19	125	0	8	8	114	230	3	3	6

YON, Edwin - OF AGE: 20; HT: 6-5; WT: 180; B/T: R/R; BORN: 7/24/98, La Romana, DR. SIGNED BY: Richard Jimenez. RESIDES: La Romana, DR. OBTAINED: Signed as a non-drafted free agent on 11/5/14.

Yr	Club	AVG	G	AB	R	H	2B	3B	HR	RBI	SH	SF	HB	BB	SO	SB	CS	E
2015	DSL Reds-R	.192	34	104	17	20	3	1	0	6	0	0	1	15	42	3	3	0
2016	DSL Rojos-R	.239	51	180	19	43	6	0	3	28	1	0	4	24	62	4	1	5
2017	AZL Reds-R	.165	24	85	6	14	2	2	0	13	0	2	1	8	44	0	0	0
2018	Greenville-R	.263	18	57	8	15	2	1	4	11	0	0	1	5	21	1	0	1
	AZL Reds-R	.227	25	88	12	20	6	2	0	9	0	0	0	11	36	2	1	0
Minor League Totals - 4 yrs		.218	152	514	62	112	19	6	7	67	1	2	7	63	205	10	5	6

ZABALA, Aneurys - RHP AGE: 23; HT: 6-2; WT: 175; B/T: R/R; BORN: 12/21/96, Santo Domingo, DR. SIGNED BY: Eddy Toledo & Tim Kissner (Mariners). RESIDES: Santo Domingo, DR. OBTAINED: Acquired from the Dodgers on 7/4/18 along with RHP James Marinan in exchange for RHP Dylan Floro, RHP Zach Neal and international bonus pool space. CAREER NOTES: In 2018, went a combined 2-5 with 4 saves and a 4.39 ERA in 40 apps for Class-A Great Lakes and Class-A Dayton...traded to the Reds organization on 7/4 along with RHP James Marinan in exchange for RHP Dylan Floro, RHP Zach Neal and international bonus pool space...ranked T3rd in the Midwest League in games finished (27)...in 2017, traded to the Dodgers from the Mariners on 3/1 along with SS Drew Jackson in exchange for RHP Chase De Jong...in 2016, ranked among AZL relievers in opponent batting average (.167, 3rd)...struck out at least 1 batter in 13 of 16 apps...in 2015, made 14 relief apps with the Rookie AZL Mariners...in 2014, began his pro career with the Rookie DSL Mariners...notched his first career win on 7/10 vs DSL Cardinals...signed with the Mariners as a non-drafted free agent on 4/30.

Yr	Club	W-L	ERA	G	GS	CG	SHO	SV	IP	H	R	ER	HR	BB	SO	WP	BK
2014	DSL Mariners-R	1-6	4.33	14	12	1	0	0	54.0	56	40	26	0	38	32	19	0
2015	AZL Mariners-R	2-2	6.56	14	0	0	0	3	23.1	25	19	17	1	12	21	6	0
2016	AZL Mariners-R	1-5	2.88	16	0	0	0	1	25.0	15	15	8	1	15	28	6	0
2017	AZL Dodgers-R	3-1	6.00	10	0	0	0	0	15.0	19	14	10	1	10	12	4	0
	Great Lakes-A	1-1	10.24	5	0	0	0	0	9.2	14	13	11	1	8	13	2	0
2018	Great Lakes-A	2-2	4.86	24	0	0	0	1	37.0	31	20	20	2	25	30	14	0
	Dayton-A	0-3	3.31	16	0	0	0	3	16.1	14	8	6	1	9	13	1	0
Minor League Totals - 5 yrs		10-20	4.89	99	12	1	0	8	180.1	174	129	98	7	117	149	52	0

ZORRILLA, Jose - LHP AGE: 20; HT: 6-3; WT: 165; B/T: S/L; BORN: 10/2/98, Nagua, DR. SIGNED BY: Richard Jimenez. RESIDES: Nagua, DR. OBTAINED: Signed as a first-year minor league player on 2/13/16.

Yr	Club	W-L	ERA	G	GS	CG	SHO	SV	IP	H	R	ER	HR	BB	SO	WP	BK
2016	DSL Reds-R	1-2	7.77	18	0	0	0	0	24.1	32	25	21	1	12	19	10	0
2017	DSL Reds-R	3-1	3.16	16	1	0	0	3	42.2	40	24	15	1	16	25	7	0
2018	DSL Reds-R	1-1	2.08	14	1	0	0	2	21.2	16	9	5	1	7	32	3	1
Minor League Totals - 3 yrs		5-4	4.16	48	2	0	0	5	88.2	88	58	41	3	35	76	20	1

LATE SIGNEE

DYKSTRA, James- RHP AGE: 28; HT: 6-3; WT: 207; B/T: R/R; BORN: 11/22/90, San Diego, CA. SIGNED BY: George Kachigian (White Sox). RESIDES: Poway, CA. OBTAINED: Signed as a minor league free agent on 2/5/19. CAREER NOTES: In 2018, was released by Texas on 4/23...pitched for the Sioux City Explorers in the independent American Association (9-4, 3.49era, 19g/19gs, 108.1ip)...in 2017, his first season in the Rangers' organization, combined for 29 apps/15 starts with Frisco and Round Rock...promoted to Triple-A for the first time on 5/13...on the DL from 7/10-7/17 with a back muscle strain...tossed 5.0 scoreless innings over 4 apps for Surprise in the prestigious Arizona Fall League...in 2016, reached Double-A for the first time and spent the entire season at Birmingham...on 12/16 was traded from the White Sox to the Rangers in exchange for cash considerations...in 2015, was named a Carolina League All-Star at High-A Winston-Salem...earned CL Pitcher of the Week for 4/9-4/19...in 2014, rated by Baseball America as having the best control in the South Atlantic League...in 2013, made his professional debut with 6 relief apps for Great Falls in the Pioneer League. PERSONAL: Selected by the White Sox in the sixth round of the 2013 First-Year Player Draft...attended Cal State-San Marcos, LSU and Yavapai College in Prescott, AZ...was a 2-time All-Association of Independent Institutions First Team selection at Cal State-San Marcos...graduated in 2009 from Rancho Bernardo HS in San Diego...also selected by Boston in the 40th round of the 2009 First-Year Player Draft and by Colorado in the 50th round of the 2010 First-Year Player Draft...brother, Allan, was a first round (23rd) pick of the San Diego Padres in the 2008 First-Year Player Draft and made his Major League debut with Tampa Bay in 2015.


Yr	Club	W-L	ERA	G	GS	CG	SHO	SV	IP	H	R	ER	HR	BB	SO	WP	BK
2013	Great Falls-R	0-0	5.06	6	0	0	0	0	5.1	10	4	3	0	5	2	0	0
2014	Kannapolis-A	6-8	2.64	16	16	1	0	0	99.0	101	33	29	3	10	82	5	2
	Winston-Salem-A	3-3	4.89	9	9	0	0	0	53.1	73	33	29	3	6	46	3	0
2015	Winston-Salem-A	7-10	3.51	25	19	1	1	1	128.1	133	60	50	3	18	87	5	0
2016	Birmingham-AA	4-9	4.93	28	15	0	0	0	102.1	129	64	56	4	39	66	7	0
2017	Round Rock-AAA	2-9	7.33	21	13	0	0	0	73.2	116	63	60	5	29	51	2	0
	Frisco-AA	0-1	1.46	8	2	0	0	2	24.2	16	5	4	1	4	19	2	0
2018	Frisco-AA	0-2	14.85	5	0	0	0	0	6.2	16	11	11	2	2	7	2	0
Minor League Totals - 6 yrs		22-42	4.41	118	74	2	1	3	493.1	594	273	242	21	113	360	26	2

2019 NOTES



2019 NOTES





HISTORY

Claimed off waivers from the Brewers less than a week before Opening Day 2017, All-Star 2B Scooter Gennett is only the third player to produce at least 50 HR and 189 RBI in his first 2 seasons with the Reds. He joined Deron Johnson (53 HR, 209 RBI, 1964-1965) and Dave Parker (50 HR, 219 RBI, 1984-1985). Gennett is the first Reds player with at least 50 HR and 189 in his first 2 years while hitting at least .300 (.303). In 2018, he finished second in the race for the National League batting title and was nominated for the prestigious Hank Award Award, which recognizes the outstanding offensive player in each league. Gennett was a finalist for the Louisville Slugger Silver Slugger Award after leading all Major League second basemen in hits, RBI and slugging percentage.

IMPORTANT DATES IN REDS HISTORY



May 4, 1869 – The 1869 Cincinnati Red Stockings, the first all-professional team, kick off the regular season with a 45-9 win over the Great Westerns of Cincinnati.

June 15, 1869 – In what was widely considered the greatest game in baseball history up to that time, the visiting Red Stockings defeated the powerhouse Mutual club of New York, 4-2.

Nov. 6, 1869 – In the final official match of the season, the Red Stockings defeat the Mutuals of New York, 17-8, on Union Grounds. Baseball's first team of professionals finished the season with a perfect 57-0 record (although the team won more than 70 games, team captain Harry Wright only counted games against other National Association clubs as official).

June 14, 1870 – After 130 consecutive games without a loss, Cincinnati falls to the Brooklyn Atlantics, 8-7, in extra innings. The streak includes 81 official games and 49 exhibitions.

Feb. 2, 1876 – The National League is formed in New York City with Cincinnati as a charter member, along with Chicago, Boston, St. Louis, Hartford, Louisville, New York and Philadelphia.

Oct. 8, 1880 – Cincinnati is expelled from the National League, due in part to its refusal to stop renting out their ballpark on Sundays and to cease selling beer during games.

Nov. 2, 1881 – The American Association is formed during a meeting at the Gibson Hotel in Cincinnati. The Reds would play their next 8 seasons in that league.

Sept. 16, 1882 – The Reds clinch the American Association pennant. It is the first league championship won by a professional team based in Cincinnati.

April 17, 1889 – The first Opening Day "festivities" are seen in Cincinnati. Ballpark decorations and a pre-game concert by the Cincinnati Orchestra greet fans before the opener.

Nov. 14, 1889 – Cincinnati is granted re-admission to the National League, joining Boston, Brooklyn, Chicago, Cleveland, New York, Philadelphia and Pittsburgh.

April 22, 1891 – The first Opening Day parade is organized by new owner John T. Brush. The parade consists of Webber's military band and 2 large horse-drawn wagons, called Tally-ho's, which were occupied by the Reds and the opponent, the Cleveland Spiders.

April 17, 1902 – One of the most ornately designed ballparks in Major League history, the "Palace of the Fans," hosts its first game.

April 11, 1912 – Redland Field (later known as Crosley Field) hosts its first game as the Reds beat Chicago, 10-6. The official dedication of the ballpark was held May 18.

Sept. 16, 1919 – The Reds clinch the first National League pennant in franchise history with a 4-3 victory over the Giants at Redland Field.

Oct. 9, 1919 – The Reds win the franchise's first World Series, defeating the White Sox, 10-5, in Chicago to claim the eighth and decisive game of the best-of-nine Series.

April 16, 1934 – The Reds' board of directors rename Redland Field "Crosley Field" in honor of new team owner Powel Crosley Jr.. Crosley, a radio tycoon, bought the team on February 4 and assured fans that the team would stay in Cincinnati.

June 8, 1934 – The Reds become the first team in Major League history to use an airplane to travel from one city to another. They flew from Cincinnati to Chicago.

May 24, 1935 – The first night game in Major League history is played at Crosley Field. The Reds beat the Philadelphia Phillies, 2-1, before 20,422 fans.

Jan. 27, 1937 – Crosley Field's playing surface is submerged under 21 feet of water due to local creek flooding. Reds pitcher Lee Grissom and groundskeeper Matty Schwab are photographed in a rowboat crossing the field.

June 11, 1938 – Johnny Vander Meer pitches the first of two straight no-hitters, defeating the Boston Braves, 3-0, at Crosley Field.

June 15, 1938 – Johnny Vander Meer pitches his second straight no-hitter, a 6-0 victory over the Dodgers in the first night game played at Brooklyn's Ebbets Field. Vander Meer remains the only pitcher in Major League history to throw no-hitters in consecutive starts.

July 6, 1938 – Crosley Field plays host to the sixth All-Star Game. Ernie Lombardi, Paul Derringer, Ival Goodman, Frank McCormick and Johnny Vander Meer represent the Reds on the NL squad. Vander Meer tosses 3.0 scoreless innings as the NL wins, 4-1.

Sept. 28, 1939 – The Reds clinch the franchise's second National League pennant but are swept by the Yankees in the World Series.

Oct. 8, 1940 – The Reds clinched their second World Series championship with a 2-1 home win vs the Tigers in Game 7.

June 10, 1944 – Pitcher Joe Nuxhall becomes the youngest player in the 20th century to appear in a Major League game. Nuxhall – at 15 years, 10 months and 11 days – yields 5 runs and retires just 2 batters in 2/3 of an inning. Nuxhall wouldn't pitch again in the majors until 1952.

July 25, 1947 – Ewell Blackwell sets the NL record for righthanders and a club record by winning his 16th consecutive start.

July 6, 1949 – The Reds' Walker Cooper sets a club record by collecting 10 RBI in a game vs the Cubs.

July 14, 1953 – Crosley Field plays host to the All-Star Game. A crowd of 30,846 watch as the NL defeats the AL, 5-1. Gus Bell and Ted Kluszewski represent Cincinnati.

Sept. 29, 1956 – The Reds tied the then-Major League record for team home runs when Smoky Burgess belts the team's 221st home run of the season.

July 1, 1957 – After Cincinnati fans stuff the ballot box and vote 8 starters onto the All-Star team, the NL intervenes and pulls 3 Reds players from the starting lineup. Willie Mays, Hank Aaron and Stan Musial replace George Crowe, Wally Post and Gus Bell as starters.

July 18, 1958 – The inaugural Reds Hall of Fame Induction Class is honored in pregame ceremonies. Bucky Walters, Ernie Lombardi, Paul Derringer, Johnny Vander Meer and Frank McCormick are the first inductees.

Sept. 26, 1961 – The Reds clinch the National League pennant. The club is bested by the New York Yankees in a five-game World Series.

Sept. 1, 1967 – The Reds play the longest game in club history and lose to the San Francisco Giants, 1-0, in 21 innings.

June 24, 1970 – The last of 4,453 regular-season NL games is played at Crosley Field. The Reds beat the San Francisco Giants, 5-4.

June 30, 1970 – Riverfront Stadium opens as 51,050 fans attend to see the Reds host the Braves. Atlanta wins, 8-2, as Hank Aaron hits the stadium's first home run.

July 14, 1970 – Just 2 weeks after its opening, Riverfront Stadium hosts the All-Star Game. The NL scores a dramatic 5-4 victory in 12 innings as Pete Rose crashes into AL catcher Ray Fosse to score the winning run on Jim Hickman's RBI-single. Rose was joined in the Midsummer Classic by teammates Johnny Bench, Jim Merritt, Tony Perez and Wayne Simpson.

Oct. 5, 1970 – The Reds complete a sweep of the Pirates to win the first National League Championship Series in franchise history. The victory clinches the first of four pennants the club would win in the decade.

November 29, 1971 – In one of the most significant trades in Reds history, Cincinnati sends Lee May, Tommy Helms and Jimmy Stewart to the Astros in exchange for Joe Morgan, Jack Billingham, Cesar Geronimo, Ed Armbrister and Denis Menke.

Oct. 11, 1972 – The Reds score 2 runs in the bottom of the ninth to beat the Pirates, 4-3, in the fifth and deciding game of the NLCS. Johnny Bench ties the game with a homer off Dave Giusti. George Foster scores the winning run on Bob Moose's wild pitch. Eleven days later, the Reds drop Game 7 of the World Series to the Oakland A's.

Oct. 22, 1975 – The Reds win their first World Series title in 35 years with a 4-3 win over the Boston Red Sox in Game 7. The Series proves to be one of the most exciting in baseball history and features five 1-run games, 5 come-from-behind victories and Carlton Fisk's legendary 12th-inning home run in Game 6 to tie the series, 3-3. Series MVP Pete Rose (10-for-27, .370) helps the Reds to come from behind in every one of their victories.

Oct. 21, 1976 – Cincinnati's Big Red Machine wins its second straight World Series title by sweeping the Phillies and Yankees.

Sept. 28, 1977 – George Foster hits his club-record 52nd home run during an 8-0 win over the Padres at Riverfront Stadium. Foster would go on to dominate the NL MVP voting after hitting .320 with a league-high 149 RBI and 124 runs scored.

July 31, 1978 – Pete Rose extends his hitting streak to 44 consecutive games, a mark topped only by Joe DiMaggio's record of 56. Rose would have the streak halted the next night in Atlanta.

Sept. 17, 1983 – Johnny Bench homers off Houston's Mike Madden on "Johnny Bench Night" at Riverfront Stadium. It was the 389th and final homer of his career.

Aug. 17, 1984 – Pete Rose debuts as Reds player/manager. Rose leads the Reds to a 6-4 win over the Cubs and goes 2-for-4 with two RBI.

Sept. 11, 1985 – Pete Rose becomes baseball's all-time hits leader with a single to left-center field off San Diego's Eric Show for career hit No. 4,192.

Aug. 2, 1987 – Eric Davis hits his 30th home run of the season to become the first player in franchise history with 30 home runs and 30 stolen bases in the same season.

July 12, 1988 – The All-Star Game returns to Riverfront Stadium. The AL edges the NL, 2-1. Danny Jackson, Barry Larkin and Chris Sabo represent the Reds.

Sept. 16, 1988 – In a 1-0 victory vs the Dodgers, Tom Browning becomes the first pitcher in Reds history to throw a perfect game.

Aug. 24, 1989 – Cincinnati hero Pete Rose is given a lifetime ban from baseball for conduct related to gambling.

Oct. 20, 1990 – After edging the Pirates in the NLCS, the Reds sweep heavily favored Oakland to claim a World Series title. Series MVP Jose Rijo and Chris Sabo lead Cincinnati during the Series.

Nov. 15, 1995 – Barry Larkin wins the 1995 NL MVP after setting a club record for shortstops with a .319 batting average (min. 400 at-bats) and a modern club record of 51 stolen bases.

April 1, 1996 – On Opening Day, veteran umpire John McSherry collapses behind home plate just 7 pitches into the game. McSherry is rushed to University Hospital, where he died from a heart attack.

Sept. 9, 1996 – Riverfront Stadium officially is renamed Cinergy Field.

Sept. 22, 1996 – Barry Larkin becomes the first shortstop in ML history to produce 30 homers and 30 stolen bases in the same season, when he belts his 30th homer in the first game of a doubleheader against the St. Louis Cardinals.

June 13, 1997 – For the first time in the team's 129-year history, the Reds play an American League opponent during the regular season. The White Sox spoil the first Interleague game with a 3-1 win.

Oct. 4, 1999 – After finishing the regular season tied for the NL Wild Card spot with a 96-66 record, the Reds fall to the Mets, 5-0, in the sixth 1-game playoff in Major League history.

Sept. 11, 2001 – All games are postponed due to terrorist acts in New York (World Trade Center), Washington D.C. (The Pentagon) and Somerset, PA. The regular season schedule wouldn't resume for another 6 days.

Sept. 22, 2002 – The Reds lose to the Phillies, 4-3, in the last game played at Riverfront Stadium/Cinergy Field.

Dec. 29, 2002 – In just 37 seconds, Riverfront Stadium/Cinergy Field was imploded at 8:00 a.m.. More than 25,000 spectators witnessed the event.

March 31, 2003 – In the debut of Great American Ball Park, the Reds lose to the Pirates, 10-1, before a sellout crowd of 42,343.

June 20, 2004 – Ken Griffey Jr. joins baseball's 500 Home Run Club with a sixth-inning solo shot in St. Louis off Matt Morris. Griffey's Father's Day blast makes him only the 20th player in history to accomplish the feat and the first player to hit his 500th as a Red.

April 3, 2006 – George W. Bush became the first sitting president ever to throw out an Opening Day first pitch in Cincinnati and only the second sitting president to participate in that pre-game ceremony there. President Richard M. Nixon threw out the first pitch prior to the 1970 All-Star Game at Riverfront Stadium. Cincinnati native William Howard Taft is the only other sitting president ever to attend a game in Cincinnati.

Sept. 26, 2007 – At Great American Ball Park, Brandon Phillips hit his 30th home run (off Hou's Juan Gutierrez) to become only the second second baseman in Major League history - and only the third Reds player - ever to produce 30 HR and 30 SB in the same year.

Sept. 28, 2010 – Jay Bruce's home run on the first pitch from Tim Lincecum in the bottom of the ninth inning of the 3-2 win vs the Astros was the fifth HR in Major League history that clinched a team's Postseason berth. He joined Bobby Thomson's "Shot Heard Round the World" for the 1951 Giants, Hank Aaron's 11th-inning shot for the 1957 Milwaukee Braves, Alfonso Soriano's first big league hit for the 1999 Yankees and Steve Finley's grand slam for the 2004 Dodgers.

Jan. 23, 2013 – In a ceremony at Great American Ball Park, Commissioner Bud Selig awarded the Reds the 2015 All-Star Game. The logo for the 86th Midsummer Classic was unveiled during ceremonies at the ballpark on Aug 6, 2014.

July 14, 2015 – LAA's Mike Trout was the MVP in the American League's 6-3 win over the NL in the 86th All-Star Game, played at Great American Ball Park. The day before, Reds 3B Todd Frazier won the ASG's Home Run Derby.

June 6, 2017 – Second baseman Scooter Gennett becomes the first player in franchise history to hit four home runs in a game in a 13-1 victory over the Cardinals at Great American Ball Park.

REDS RECORD, YEAR-BY-YEAR

Year	Pos.	W	L	Pct.	Manager	Pennant Winner
1876	Eighth	9	56	.138	Charles Gould	Chicago
1877	Sixth	15	42	.253	Lipman Pike, Robert Addy	Boston
1878	Second	37	23	.617	Calvin McVey	Boston
1879	Fifth	38	36	.514	Calvin McVey, James White	Providence
1880	Eighth	21	59	.263	John Edgar Clapp	Chicago
TOTALS		120	216	.357		
1890	Fourth	78	55	.586	Thomas Loftus	Brooklyn
1891	Seventh	56	81	.409	Thomas Loftus	Boston
1892	Fifth	82	68	.547	Charles Comiskey	Boston
1893	Tied Sixth	65	63	.508	Charles Comiskey	Boston
1894	Tenth	54	75	.419	Charles Comiskey	Baltimore
1895	Eighth	66	64	.508	William Ewing	Baltimore
1896	Third	77	50	.606	William Ewing	Baltimore
1897	Fourth	76	56	.576	William Ewing	Boston
1898	Third	92	60	.605	William Ewing	Boston
1899	Sixth	83	67	.553	William Ewing	Brooklyn
DECADE:		729	639	.533		
1900	Seventh	62	77	.446	Robert Allen	Brooklyn
1901	Eighth	52	87	.374	John (Bid) McPhee	Pittsburgh
1902	Fourth	70	70	.500	John (Bid) McPhee, Frank Bancroft, J. Kelley	Pittsburgh
1903	Fourth	74	65	.532	Joseph Kelley	Pittsburgh
1904	Third	88	65	.575	Joseph Kelley	New York
1905	Fifth	79	74	.516	Joseph Kelley	New York*
1906	Sixth	64	87	.424	Edward (Ned) Hanlon	Chicago
1907	Sixth	66	87	.431	Edward (Ned) Hanlon	Chicago*
1908	Fifth	73	81	.474	John Ganzel	Chicago*
1909	Fourth	77	76	.503	Clark Griffith	Pittsburgh**
DECADE:		705	769	.478		
1910	Fifth	75	79	.487	Clark Griffith	Chicago
1911	Sixth	70	83	.458	Clark Griffith	New York
1912	Fourth	75	78	.490	Henry O'Day	New York
1913	Seventh	64	89	.418	Joseph Tinker	New York
1914	Eighth	60	94	.390	Charles (Buck) Herzog	Boston**
1915	Seventh	71	83	.461	Charles (Buck) Herzog	Philadelphia
1916	Tied Seventh	60	93	.392	Charles (Buck) Herzog, Christy Mathewson	Brooklyn
1917	Fourth	78	76	.506	Christy Mathewson	New York
1918	Third	68	60	.531	Christy Mathewson, Heinie Groh	Chicago
1919	FIRST	96	44	.686	PATRICK MORAN	CINCINNATI**
DECADE:		717	779	.479		
1920	Third	82	71	.536	Patrick Moran	Brooklyn
1921	Sixth	70	83	.458	Patrick Moran	New York**
1922	Second	86	68	.558	Patrick Moran	New York**
1923	Second	91	63	.591	Patrick Moran	New York
1924	Fourth	83	70	.542	John (Jack) Hendricks	New York
1925	Third	80	73	.523	John (Jack) Hendricks	Pittsburgh**
1926	Second	87	67	.565	John (Jack) Hendricks	St. Louis**
1927	Fifth	75	78	.490	John (Jack) Hendricks	Pittsburgh
1928	Fifth	78	74	.513	John (Jack) Hendricks	St. Louis
1929	Seventh	66	88	.429	John (Jack) Hendricks	Chicago
DECADE:		798	735	.521		
1930	Seventh	59	95	.383	Dan Howley	St. Louis
1931	Eighth	58	96	.377	Dan Howley	St. Louis**
1932	Eighth	60	94	.390	Dan Howley	Chicago
1933	Eighth	58	94	.382	Owen (Donie) Bush	New York**
1934	Eighth	52	99	.344	Robert O'Farrell, Burt Shotton, Charles Dressen	St. Louis**
1935	Sixth	68	85	.444	Charles Dressen	Chicago
1936	Fifth	74	80	.481	Charles Dressen	New York
1937	Eighth	56	98	.364	Charles Dressen, Bobby Wallace	New York
1938	Fourth	82	68	.547	William McKechnie	Chicago
1939	FIRST	97	57	.630	WILLIAM MCKECHNIE	CINCINNATI
DECADE:		664	866	.434		

Year	Pos.	W	L	Pct.	Manager	Pennant Winner
1940	FIRST	100	53	.654	WILLIAM McKECHNIE	CINCINNATI**
1941	Third	88	66	.571	William McKechnie.....	Brooklyn
1942	Fourth	76	76	.500	William McKechnie.....	St. Louis**
1943	Second	87	67	.565	William McKechnie.....	St. Louis
1944	Third	89	65	.578	William McKechnie.....	St. Louis**
1945	Seventh	61	93	.396	William McKechnie.....	Chicago
1946	Sixth	67	87	.435	William McKechnie.....	St. Louis**
1947	Fifth	73	81	.474	John Neun.....	Brooklyn
1948	Seventh	64	89	.418	John Neun, William (Bucky) Walters.....	Boston
1949	Seventh	62	92	.403	William (Bucky) Walters.....	Brooklyn
DECADE:		767	769	.499		
1950	Sixth	66	87	.431	J. Luther (Luke) Sewell.....	Philadelphia
1951	Sixth	68	86	.442	J. Luther (Luke) Sewell.....	New York
1952	Sixth	69	85	.448	(Luke) Sewell, Earle Brucker, Rogers Hornsby.....	Brooklyn
1953	Sixth	68	86	.442	Rogers Hornsby, C. Buster Mills.....	Brooklyn
1954	Fifth	74	80	.481	George (Birdie) Tebbetts.....	New York**
1955	Fifth	75	79	.487	George (Birdie) Tebbetts.....	Brooklyn**
1956	Third	91	63	.591	George (Birdie) Tebbetts.....	Brooklyn
1957	Fourth	80	74	.519	George (Birdie) Tebbetts.....	Milwaukee**
1958	Fourth	76	78	.494	George (Birdie) Tebbetts, Jimmy Dykes.....	Milwaukee
1959	Fifth	74	80	.481	Mayo Smith, Fred Hutchinson.....	Los Angeles**
DECADE:		741	798	.481		
1960	Sixth	67	87	.435	Fred Hutchinson.....	Pittsburgh**
1961	FIRST	93	61	.604	FRED HUTCHINSON	CINCINNATI
1962	Third	98	64	.605	Fred Hutchinson.....	San Francisco
1963	Fifth	86	76	.531	Fred Hutchinson.....	Los Angeles**
1964	Tied Second	92	70	.568	Fred Hutchinson, Dick Sisler.....	St. Louis**
1965	Fourth	89	73	.549	Dick Sisler.....	Los Angeles**
1966	Seventh	76	84	.475	Don Heffner, Dave Bristol.....	Los Angeles
1967	Fourth	87	75	.537	Dave Bristol.....	St. Louis**
1968	Fourth	83	79	.512	Dave Bristol.....	St. Louis
1969	Third	89	73	.549	Dave Bristol.....	New York**
DECADE:		860	742	.537		
1970	FIRST	102	60	.628	SPARKY ANDERSON	CINCINNATI
1971	Tied Fourth	79	83	.488	Sparky Anderson.....	Pittsburgh**
1972	FIRST	95	59	.617	SPARKY ANDERSON	CINCINNATI
1973	FIRST	99	63	.611	SPARKY ANDERSON	NEW YORK
1974	Second	98	64	.605	Sparky Anderson.....	Los Angeles
1975	FIRST	108	54	.667	SPARKY ANDERSON	CINCINNATI**
1976	FIRST	102	60	.630	SPARKY ANDERSON	CINCINNATI**
1977	Second	88	74	.543	Sparky Anderson.....	Los Angeles
1978	Second	92	69	.571	Sparky Anderson.....	Los Angeles
1979	FIRST	90	71	.559	JOHN McNAMARA	PITTSBURGH**
DECADE:		953	657	.592		
1980	Third	89	73	.549	John McNamara.....	Philadelphia**
1981	#	66	42	.611	John McNamara.....	Los Angeles**
1982	Sixth	61	101	.377	John McNamara, Russ Nixon.....	St. Louis**
1983	Sixth	74	88	.457	Russ Nixon.....	Philadelphia
1984	Fifth	70	92	.432	Vern Rapp, Pete Rose.....	San Diego
1985	Second	89	72	.553	Pete Rose.....	St. Louis
1986	Second	86	76	.531	Pete Rose.....	New York**
1987	Second	84	78	.519	Pete Rose.....	St. Louis
1988	Second	87	74	.540	Pete Rose.....	Los Angeles**
1989	Fifth	75	87	.463	Pete Rose, Tommy Helms.....	San Francisco
DECADE:		781	783	.499		

**World Series winner; In 1969, the National League split into two 6-team divisions, Reds became a member of Western Division; In 1994, the National League split into three divisions, Reds moved to 6-team Central Division; # NOTE: In 1981, the Reds had the best record overall, finishing 35-21 in the first half of the season, 2nd to Los Angeles, and 31-21 in the second half, 2nd to Houston.



Year	Pos.	W	L	Pct.	Manager	Pennant Winner
1990	FIRST	91	71	.562	LOU PINIELLA	CINCINNATI**
1991	Fifth	74	88	.457	Lou Piniella.....	Atlanta
1992	Second	90	72	.556	Lou Piniella.....	Atlanta
1993	Fifth	73	89	.451	Tony Perez, Davey Johnson.....	Philadelphia
1994	FIRST	66	48	.579	DAVEY JOHNSON	Players' Strike
1995	FIRST	85	59	.590	DAVEY JOHNSON	ATLANTA**
1996	Third	81	81	.500	Ray Knight.....	Atlanta
1997	Third	76	86	.469	Ray Knight, Jack McKeon.....	Florida**
1998	Fourth	77	85	.475	Jack McKeon.....	San Diego
1999	Second	96	67	.589	Jack McKeon.....	Atlanta
DECADE:		809	746	.520		
2000	Second	85	77	.525	Jack McKeon.....	New York
2001	Fifth	66	96	.407	Bob Boone.....	Arizona**
2002	Third	78	84	.481	Bob Boone.....	San Francisco
2003	Fifth	69	93	.426	Bob Boone, Dave Miley.....	Florida**
2004	Fourth	76	86	.469	Dave Miley.....	St. Louis
2005	Fifth	73	89	.451	Dave Miley, Jerry Narron.....	Houston
2006	Third	80	82	.494	Jerry Narron.....	St. Louis**
2007	Fifth	72	90	.444	Jerry Narron, Pete Mackanin.....	Colorado
2008	Fifth	74	88	.457	Dusty Baker.....	Philadelphia**
2009	Fourth	78	84	.481	Dusty Baker.....	Philadelphia
DECADE:		751	869	.464		
2010	FIRST	91	71	.562	DUSTY BAKER	SAN FRANCISCO**
2011	Third	79	83	.488	Dusty Baker.....	St. Louis**
2012	FIRST	97	65	.599	DUSTY BAKER	SAN FRANCISCO**
2013	Third (WC)	90	72	.556	Dusty Baker.....	St. Louis
2014	Fourth	76	86	.469	Bryan Price.....	San Francisco**
2015	Fifth	64	98	.395	Bryan Price.....	New York
2016	Fifth	68	94	.420	Bryan Price.....	Chicago**
2017	Fifth	68	94	.420	Bryan Price.....	Los Angeles
2018	Fifth	67	95	.414	Bryan Price, Jim Riggleman.....	Los Angeles
DECADE:		700	758	.480		

FRANCHISE TOTALS: 10,095 - 10,126 (.499)

Season Finishes:

First - 15; Second - 16; Third - 17; Fourth - 21; Fifth - 26; Sixth - 16; Seventh - 11; Eighth - 10; Tenth - 1

REDS HOME AND ROAD RECORDS SINCE 1900

Year	Home	Road	Year	Home	Road	Year	Home	Road	Year	Home	Road	Year	Home	Road
1900	27-34	35-43	1924	43-33	40-37	1948	32-45	32-44	1972	42-34	53-25	1996	46-35	35-46
1901	27-43	25-44	1925	44-32	36-41	1949	35-42	27-50	1973	50-31	49-32	1997	40-41	36-45
1902	35-35	35-35	1926	53-23	34-44	1950	38-38	28-49	1974	50-31	48-33	1998	39-42	38-43
1903	41-35	33-30	1927	45-35	30-43	1951	35-42	33-41	1975	64-17	44-37	1999	45-37	51-30
1904	49-27	39-38	1928	44-33	34-41	1952	38-39	31-46	1976	49-32	53-28	2000	43-38	42-39
1905	50-28	29-46	1929	38-39	28-49	1953	38-39	30-47	1977	48-33	40-41	2001	27-54	39-42
1906	36-40	23-51	1930	37-40	22-55	1954	41-36	33-44	1978	49-31	43-38	2002	38-43	40-41
1907	43-36	23-51	1931	38-39	20-57	1955	46-31	29-48	1979	48-32	42-39	2003	35-46	34-47
1908	40-37	33-44	1932	33-44	27-50	1956	51-26	40-37	1980	44-37	45-36	2004	40-41	36-45
1909	39-38	38-38	1933	37-42	21-52	1957	45-32	35-42	1981	32-22	34-20	2005	42-39	31-50
1910	39-37	36-42	1934	30-47	22-52	1958	40-37	36-41	1982	33-48	28-53	2006	42-39	38-43
1911	38-42	32-41	1935	41-35	27-50	1959	43-34	31-46	1983	36-45	38-43	2007	39-42	33-48
1912	45-32	30-46	1936	42-34	32-46	1960	37-40	30-47	1984	39-42	31-50	2008	43-38	31-50
1913	32-44	32-45	1937	28-51	28-47	1961	47-30	46-31	1985	47-34	42-38	2009	40-41	38-43
1914	34-42	26-52	1938	43-34	39-34	1962	58-23	40-41	1986	43-38	43-38	2010	49-32	42-39
1915	39-37	32-46	1939	55-25	42-32	1963	46-35	40-41	1987	42-39	42-39	2011	42-39	37-44
1916	32-44	28-49	1940	55-21	45-32	1964	47-34	45-36	1988	45-35	42-39	2012	50-31	47-34
1917	39-38	39-38	1941	45-34	43-32	1965	49-32	40-41	1989	38-43	37-44	2013	49-31	41-41
1918	46-24	22-36	1942	38-39	38-37	1966	46-33	30-51	1990	46-35	45-36	2014	44-37	32-49
1919	52-19	44-25	1943	48-29	39-38	1967	49-32	38-43	1991	39-42	35-46	2015	34-47	30-51
1920	42-34	40-37	1944	45-33	44-32	1968	40-41	43-38	1992	53-28	37-44	2016	38-43	30-51
1921	40-36	30-47	1945	36-41	25-52	1969	50-31	39-42	1993	41-40	32-49	2017	39-42	29-52
1922	48-29	38-39	1946	35-42	32-45	1970	57-24	45-36	1994	37-22	29-26	2018	37-44	30-51
1923	46-32	45-31	1947	42-35	31-46	1971	46-35	33-48	1995	44-28	41-31			

REDS vs NATIONAL LEAGUE OPPONENTS, ALL-TIME RESULTS

YR	ARI	ATL	CHI	COL	MIA	HOU	LA	MIL	WSH	NY	PHI	PIT	StL	SD	SF
1890	--	8-11	8-12	--	--	--	7-9	--	--	--	11-9	16-4	--	--	14-6
1891	--	9-11	6-14	--	--	--	10-9	--	--	--	9-11	10-10	--	--	5-13
1892	--	5-8	7-6	--	--	--	8-6	--	--	--	5-9	5-9	12-2	--	8-6
1893	--	6-6	7-5	--	--	--	8-4	--	--	--	1-9	3-9	7-5	--	6-6
1894	--	4-8	6-6	--	--	--	6-6	--	--	--	3-8	5-7	7-5	--	5-7
1895	--	7-5	7-5	--	--	--	7-5	--	--	--	4-8	4-8	9-3	--	4-8
1896	--	6-5	6-4	--	--	--	10-2	--	--	--	8-4	5-7	12-0	--	6-6
1897	--	3-9	7-5	--	--	--	5-7	--	--	--	8-4	5-7	11-1	--	7-5
1898	--	4-9	8-6	--	--	--	11-3	--	--	--	7-7	12-2	12-2	--	6-8
1899	--	4-10	6-8	--	--	--	6-7	--	--	--	4-10	10-3	5-8	--	9-5
1900	--	7-13	11-9	--	--	--	4-15	--	--	--	9-11	12-8	12-8	--	7-13
1901	--	8-11	10-10	--	--	--	6-14	--	--	--	4-16	7-13	9-11	--	8-12
1902	--	9-11	8-12	--	--	--	8-12	--	--	--	13-7	5-15	13-7	--	14-6
1903	--	13-7	11-9	--	--	--	10-10	--	--	--	12-8	4-16	12-7	--	12-8
1904	--	15-7	8-13	--	--	--	14-8	--	--	--	16-6	11-11	14-8	--	10-12
1905	--	14-8	10-12	--	--	--	18-4	--	--	--	13-9	9-13	10-12	--	5-16
1906	--	10-11	4-18	--	--	--	14-8	--	--	--	11-11	8-14	12-9	--	5-16
1907	--	13-9	5-17	--	--	--	7-15	--	--	--	8-13	10-12	14-8	--	9-13
1908	--	14-8	6-16	--	--	--	16-6	--	--	--	10-12	8-14	11-11	--	8-14
1909	--	17-5	6-16	--	--	--	17-5	--	--	--	9-12	7-15	12-10	--	9-13
1910	--	14-8	6-16	--	--	--	15-7	--	--	--	10-12	10-12	12-10	--	8-14
1911	--	17-4	8-14	--	--	--	11-11	--	--	--	10-12	10-12	6-16	--	8-14
1912	--	11-11	10-11	--	--	--	16-6	--	--	--	8-14	11-11	13-9	--	6-16
1913	--	14-8	9-13	--	--	--	13-9	--	--	--	5-17	8-13	10-12	--	5-17
1914	--	8-14	5-17	--	--	--	11-11	--	--	--	9-13	8-14	10-12	--	9-13
1915	--	7-15	9-13	--	--	--	11-11	--	--	--	9-13	12-10	14-8	--	9-13
1916	--	9-13	13-9	--	--	--	7-15	--	--	--	5-17	13-9	8-14	--	5-16
1917	--	12-10	14-8	--	--	--	12-10	--	--	--	8-14	12-10	9-13	--	11-11
1918	--	8-10	7-10	--	--	--	12-6	--	--	--	12-7	4-12	13-8	--	12-7
1919	--	16-4	12-8	--	--	--	13-7	--	--	--	15-5	14-6	14-6	--	12-8
1920	--	12-9	13-9	--	--	--	12-10	--	--	--	14-8	12-10	13-9	--	6-16
1921	--	9-13	9-13	--	--	--	11-10	--	--	--	13-9	8-14	12-10	--	8-14
1922	--	17-5	11-11	--	--	--	14-8	--	--	--	15-7	11-11	8-14	--	10-12
1923	--	15-7	13-9	--	--	--	14-8	--	--	--	19-3	8-14	10-12	--	12-10
1924	--	10-12	13-9	--	--	--	10-12	--	--	--	16-5	12-10	13-9	--	9-13
1925	--	13-9	12-10	--	--	--	10-12	--	--	--	16-6	8-13	12-10	--	9-13
1926	--	10-12	9-13	--	--	--	18-4	--	--	--	16-6	13-9	14-8	--	7-15
1927	--	18-4	8-14	--	--	--	10-11	--	--	--	16-6	8-14	8-14	--	7-15
1928	--	12-10	9-13	--	--	--	12-10	--	--	--	13-7	12-10	12-10	--	8-14
1929	--	14-8	8-14	--	--	--	11-11	--	--	--	11-11	9-13	3-19	--	10-12
1930	--	9-13	11-11	--	--	--	9-13	--	--	--	12-10	8-14	3-19	--	7-15
1931	--	14-8	8-14	--	--	--	12-10	--	--	--	9-13	6-16	2-20	--	7-15
1932	--	13-9	10-12	--	--	--	7-15	--	--	--	9-13	8-14	6-16	--	7-15

All-Time List courtesy Elias Sports Bureau



YR	ARI	ATL	CHI	COL	MIA	HOU	LA	MIL	WSH	NY	PHI	PIT	StL	SD	SF
1933	--	10-12	11-11	--	--	--	12-10	--	--	--	7-14	7-15	7-15	--	4-17
1934	--	7-15	8-14	--	--	--	9-13	--	--	--	9-10	7-15	6-16	--	6-16
1935	--	12-10	8-14	--	--	--	11-11	--	--	--	13-9	8-13	8-14	--	8-14
1936	--	9-13	12-10	--	--	--	13-9	--	--	--	13-9	8-14	10-12	--	9-13
1937	--	11-11	8-14	--	--	--	10-12	--	--	--	11-11	1-21	7-15	--	8-14
1938	--	9-11	11-11	--	--	--	13-9	--	--	--	14-7	10-12	13-9	--	12-9
1939	--	16-6	12-10	--	--	--	12-10	--	--	--	19-3	16-6	11-11	--	11-11
1940	--	12-9	16-6	--	--	--	14-8	--	--	--	15-7	16-6	12-10	--	15-7
1941	--	13-9	14-8	--	--	--	8-14	--	--	--	16-6	12-10	10-12	--	15-7
1942	--	16-5	9-13	--	--	--	7-15	--	--	--	16-6	12-9	7-15	--	9-13
1943	--	11-11	13-9	--	--	--	9-13	--	--	--	19-3	9-13	10-12	--	16-6
1944	--	14-8	13-9	--	--	--	14-8	--	--	--	13-9	12-10	8-14	--	15-7
1945	--	12-10	1-21	--	--	--	11-11	--	--	--	12-10	10-12	9-13	--	6-16
1946	--	7-15	9-13	--	--	--	8-14	--	--	--	8-14	13-9	8-14	--	14-8
1947	--	9-13	10-12	--	--	--	7-15	--	--	--	13-9	13-9	8-14	--	13-9
1948	--	8-13	12-10	--	--	--	4-18	--	--	--	11-11	9-13	10-12	--	10-12
1949	--	10-12	13-9	--	--	--	5-17	--	--	--	13-9	9-13	5-17	--	7-15
1950	--	5-17	17-4	--	--	--	10-12	--	--	--	4-18	12-10	7-15	--	11-11
1951	--	12-10	12-10	--	--	--	8-14	--	--	--	11-11	12-10	8-14	--	5-17
1952	--	13-9	9-13	--	--	--	5-17	--	--	--	10-12	16-6	10-12	--	6-16
1953	--	8-14	10-12	--	--	--	7-15	--	--	--	12-10	15-7	7-15	--	9-13
1954	--	10-12	14-8	--	--	--	6-16	--	--	--	14-8	15-7	8-14	--	7-15
1955	--	9-13	11-11	--	--	--	10-12	--	--	--	11-11	14-8	11-11	--	9-13
1956	--	9-13	16-6	--	--	--	11-11	--	--	--	11-11	17-5	13-9	--	14-8
1957	--	4-18	15-7	--	--	--	10-12	--	--	--	16-6	14-8	9-13	--	12-10
1958	--	5-17	12-10	--	--	--	11-11	--	--	--	15-7	10-12	12-10	--	11-11
1959	--	11-11	13-9	--	--	--	13-9	--	--	--	9-13	9-13	11-11	--	8-14
1960	--	9-13	12-10	--	--	--	12-10	--	--	--	9-13	6-16	8-14	--	11-11
1961	--	15-7	10-12	--	--	--	12-10	--	--	--	19-3	11-11	14-8	--	12-10
1962	--	13-5	14-4	--	--	13-5	9-9	--	--	13-5	8-10	13-5	8-10	--	7-11
1963	--	10-8	9-9	--	--	11-7	8-10	--	--	10-8	8-10	11-7	11-7	--	8-10
1964	--	9-9	12-6	--	--	12-6	14-4	--	--	11-7	9-9	8-10	10-8	--	7-11
1965	--	12-6	11-7	--	--	12-6	6-12	--	--	11-7	13-5	8-10	10-8	--	6-12
1966	--	8-10	12-6	--	--	4-14	6-12	--	--	10-7	10-8	8-10	11-7	--	7-10
1967	--	13-5	6-12	--	--	15-3	8-10	--	--	12-6	10-8	10-8	5-13	--	8-10
1968	--	8-10	11-7	--	--	9-9	9-9	--	--	10-8	11-7	10-8	7-11	--	8-10
1969	--	6-12	6-6	--	--	9-9	10-8	--	8-4	6-6	10-2	5-7	8-4	11-7	10-8
1970	--	13-5	5-7	--	--	15-3	13-5	--	7-5	8-4	7-5	8-4	9-3	8-10	9-9
1971	--	9-9	6-6	--	--	5-13	7-11	--	7-5	8-4	5-7	5-7	8-4	10-8	9-9
1972	--	9-9	4-8	--	--	11-6	9-5	--	8-4	8-4	10-2	8-4	10-2	8-10	10-5
1973	--	13-5	4-8	--	--	11-7	11-7	--	8-4	8-4	8-4	7-5	6-6	13-5	10-8
1974	--	11-7	7-5	--	--	14-4	6-12	--	6-6	9-3	8-4	8-4	6-6	12-6	11-7
1975	--	15-3	11-1	--	--	13-5	8-10	--	8-4	8-4	7-5	6-6	8-4	11-7	13-5
1976	--	12-6	9-3	--	--	12-6	13-5	--	9-3	6-6	5-7	8-4	6-6	13-5	9-9

YR	ARI	ATL	CHI	COL	MIA	HOU	LA	MIL	WSH	NY	PHI	PIT	StL	SD	SF
1977	---	14-4	5-7	---	---	5-13	10-8	---	7-5	10-2	8-4	3-9	5-7	11-7	10-8
1978	---	12-6	5-7	---	---	11-7	9-9	---	8-4	7-5	7-5	4-7	8-4	9-9	12-6
1979	---	12-6	5-7	---	---	8-10	11-7	---	6-6	8-4	8-4	8-4	8-4	10-7	6-12
1980	---	16-2	5-7	---	---	8-10	9-9	---	3-9	8-4	7-5	6-6	5-7	15-3	7-11
1981	---	5-6	5-1	---	---	8-4	8-8	---	5-4	7-3	5-2	4-2	0-5	10-2	9-5
1982	---	4-14	6-6	---	---	7-11	7-11	---	4-8	7-5	5-7	4-8	5-7	6-12	6-12
1983	---	6-12	8-4	---	---	5-13	7-11	---	4-8	7-5	6-6	6-6	6-6	9-9	10-8
1984	---	5-13	5-7	---	---	8-10	7-11	---	7-5	3-9	5-7	7-5	4-8	7-11	12-6
1985	---	11-7	6-5	---	---	11-7	7-11	---	8-4	4-8	7-5	9-3	5-7	9-9	12-6
1986	---	12-6	7-5	---	---	4-14	10-8	---	7-5	4-8	7-5	10-2	7-5	9-9	9-9
1987	---	10-8	6-6	---	---	13-5	10-8	---	6-6	7-5	5-7	4-8	4-8	12-6	7-11
1988	---	13-5	6-6	---	---	9-9	7-11	---	5-7	4-7	9-3	7-5	6-6	10-8	11-7
1989	---	10-8	5-7	---	---	8-10	8-10	---	4-8	4-8	4-8	7-5	8-4	9-9	8-10
1990	---	10-8	8-4	---	---	11-7	9-9	---	9-3	6-6	7-5	6-6	9-3	9-9	7-11
1991	---	7-11	8-4	---	---	9-9	6-12	---	6-6	5-7	9-3	2-10	4-8	8-10	10-8
1992	---	9-9	7-5	---	---	10-8	11-7	---	5-7	7-5	7-5	6-6	7-5	11-7	10-8
1993	---	3-10	5-7	9-4	7-5	6-7	5-8	---	4-8	6-6	4-8	8-4	5-7	9-4	2-11
1994	---	5-5	7-5	4-4	7-5	4-6	3-6	---	4-2	2-4	4-2	9-3	2-2	8-2	7-2
1995	---	5-8	7-3	5-7	6-6	12-1	4-3	---	8-4	7-5	9-3	8-5	8-5	3-6	3-3
1996	---	5-7	8-5	7-6	3-9	7-6	4-8	---	3-9	6-6	10-2	5-8	5-8	9-3	9-4
1997	---	2-9	5-7	5-6	5-6	5-7	6-5	<u>*3-0</u>	6-5	2-9	8-3	8-4	6-6	5-6	4-7
1998	5-4	2-7	5-6	4-5	9-0	3-8	5-4	6-5	8-1	3-6	4-5	5-7	8-3	1-11	2-7
1999	8-1	1-8	8-5	7-2	6-1	9-4	4-3	6-6	4-3	5-5	6-3	7-6	8-4	6-3	4-5
2000	5-2	5-2	8-4	6-3	3-6	7-5	4-5	5-8	6-3	5-4	3-4	7-6	7-6	4-5	3-6
2001	1-5	2-4	4-13	3-6	4-2	6-11	4-2	6-10	4-2	4-2	2-4	9-8	7-10	2-4	4-2
2002	0-6	2-4	12-5	3-3	5-1	6-11	4-2	13-6	1-5	2-4	2-4	11-7	8-11	5-1	2-4
2003	2-7	3-3	7-10	4-2	2-4	5-12	2-4	8-10	2-4	2-4	5-4	5-11	9-7	3-3	3-3
2004	3-3	4-2	8-9	3-3	4-2	6-11	4-2	10-8	4-2	3-3	3-3	9-10	5-14	2-4	3-3
2005	4-2	3-7	9-6	3-3	2-4	4-12	3-4	6-10	5-1	3-3	3-4	9-7	5-11	4-2	3-5
2006	2-4	3-4	9-10	5-1	4-2	10-5	0-6	9-10	5-1	3-4	2-4	9-7	9-6	2-4	2-5
2007	4-2	6-1	9-9	2-4	4-3	4-11	2-4	8-7	1-6	2-5	2-4	9-7	6-9	2-4	4-3
2008	4-2	3-3	7-8	1-5	6-2	3-12	1-7	10-8	4-3	3-4	3-5	6-9	5-10	4-3	5-1
2009	5-1	6-3	5-10	0-7	3-3	12-4	1-5	8-7	3-4	2-4	2-5	13-5	8-8	1-6	3-3
2010	5-2	2-3	12-4	2-5	5-2	10-5	5-4	11-3	4-3	4-2	2-5	10-6	6-12	2-4	3-4
2011	2-4	3-3	11-7	3-4	3-3	9-6	4-2	8-8	4-2	2-5	1-7	5-10	9-6	4-2	5-2
2012	5-2	5-1	12-4	5-1	3-3	<u>10-5</u>	2-4	9-6	2-5	6-2	3-4	11-7	7-8	6-2	4-3
2013	4-3	3-4	14-5	2-4	6-1	*3-0	4-3	10-9	3-4	4-2	4-2	8-11	8-11	3-3	6-1
2014	4-3	2-5	11-8	3-4	4-3	---	3-4	10-9	3-3	2-4	3-3	12-7	7-12	1-5	5-2
2015	1-6	4-3	6-13	2-4	3-4	---	1-6	9-10	5-1	0-7	4-2	11-8	7-12	2-4	2-5
2016	3-3	4-3	4-15	5-2	3-4	*1-2	2-5	11-8	3-4	0-6	4-2	9-10	9-10	3-4	3-3
2017	3-3	3-3	7-12	3-4	2-5	---	0-6	8-11	1-6	3-4	4-2	13-6	9-10	3-4	4-3
2018	3-3	4-3	8-11	2-4	2-5	---	6-1	6-13	1-6	3-3	3-4	5-14	7-12	3-4	4-2

Wins 73 1161 1137 98 111 443 1101 180 253 320 1133 1141 1080 337 1019

Losses 68 1074 1164 103 91 401 1130 172 227 287 954 1165 1179 288 1215

* Total record reflects games vs Hou & Mil when those teams were in the American League

REDS vs AMERICAN LEAGUE OPPONENTS, ALL-TIME RESULTS

		REDS VS AMERICAN LEAGUE															
Totals		Bal	Bos	LAA	Chi	Cle	Det	Hou	KC	Mil	Min	NYN	Oak	Sea	TB	Tex	Tor
1997	9-6				1-2	2-1			2-1	3-0	1-2						
1998	7-6				1-1	1-2	3-0		0-2		2-1						
1999	7-8				2-4	1-2			3-0		1-2						
2000	7-8				0-3	3-3	1-2				3-0						
2001	4-11				0-3	3-3	1-2				0-3						
2002	2-10			1-2									0-3	0-3		1-2	
2003	7-5					1-2						2-1			3-0		1-2
2004	5-7					2-4							0-3			3-0	
2005	7-8	2-1	0-3			2-4									3-0		
2006	6-9				0-3	3-3	1-2		2-1								
2007	7-11			1-2		3-3							1-2	1-2		1-2	
2008	9-6		1-2			5-1						2-1					1-2
2009	6-9				1-2	4-2			0-3								1-2
2010	8-7					4-2			1-2				3-0	0-3			
2011	6-12	1-2				1-5						1-2			2-1		1-2
2012	7-8					3-3	1-2					1-2	2-1				
2013	11-9			2-1		2-2		3-0					2-2	1-2		1-2	
2014	6-14	0-3	0-4			3-1						0-3			1-2		2-1
2015	7-13				1-2	1-5	3-1		0-4		2-1						
2016	5-15				0-3	0-4		1-2					2-1	0-3		2-2	
2017	5-15	1-2	0-3			2-2						1-3			1-2		0-3
2018	10-10				2-1	2-4	2-2		2-2		2-1						
Totals	148-207	4-8	1-12	6-9	4-16	49-60	13-13	4-2	10-15	3-0	12-12	8-11	8-11	2-13	10-5	8-8	6-12



TM

REDS BALLPARKS THROUGH THE YEARS



UNION GROUNDS (1869-70)

Union Grounds served as the first home of baseball's original professional team. The park was located near the area now occupied by the Museum Center in the Union Terminal train station. Anchored by a grandstand called "Grand Duchess," the park could seat up to 4,000 fans.

AVENUE GROUNDS (1876-79)

The Reds headed two miles north from Union Grounds to erect Avenue Grounds, which featured a grandstand that could seat up to 3,000 fans. The ballpark was approximately four miles from the heart of the city's population, so horse-drawn streetcars and trains were a popular way to travel to the park.

BANK STREET GROUNDS (1880-83)

The Reds moved closer to the city with the opening of Bank Street Grounds prior to the 1880 season. The ballpark was located on the north side of Bank Street, south of Western Avenue and just west of McLean Avenue, and could seat up to 4,000 fans. Innovative scoreboard features included players' names and out-of-town scores.

LEAGUE PARK (1884-1901)

Originally called American Park (in reference to Cincinnati's membership in the American Association), the park was renamed League Park (in reference to the National League) in 1890. The park featured a covered grandstand with leather-cushioned seats and open seats along the first- and third-base sides.

PALACE OF THE FANS (1902-11)

Following a major fire, the Reds rebuilt the main grandstand of League Park in 1902. Today, baseball historians refer to the updated facility as Palace of the Fans. The park featured an illustrious grandstand with pillars and columns carved by hand, as well as 19 fashion boxes (much like opera boxes) and inexpensive field-level seating.



CROSLY FIELD (1912-70)

Originally named Redland Field and renamed in 1934, Crosley Field was the first Reds ballpark to feature a double-decked grandstand. The facility, located at the corner of Western Avenue and Findlay Street, was the site of baseball's first night game and hosted Cincinnati's first World Series Championship team.



RIVERFRONT STADIUM/CINERGY FIELD (1970-2002)

The Reds shared Riverfront Stadium/Cinergy Field with the NFL's Bengals until 1999. The multipurpose stadium, which could seat approximately 56,000 fans, was considered state-of-the-art upon its opening in June 1970. The facility hosted five pennant winners and three World Series Championship teams.



GREAT AMERICAN BALL PARK (2003-PRESENT)

On July 7, 2000, Great American Insurance Company, one of the oldest insurance companies in the United States, and the Cincinnati Reds, America's first professional baseball team, joined forces by announcing a 30-year agreement under which the new home of the Reds would be called Great American Ball Park. The facility, with room for more than 42,000 fans, includes a variety of seating and dining options, state-of-the-art sound and scoreboard systems and an array of historical elements scattered throughout. ScorePAD Sports, Inc.'s state-of-the-art STADIUMnet baseball scoring system provides a direct feed to scoreboard operations that includes a variety of in-game, season and career information about each player that can be shown on the scoreboards high above left center field and in right field.

BALLPARK FACTS
Great American Ball Park
ARCHITECTS:

HOK Sport, Kansas City, Mo.

GREAT AMERICAN BALL PARK FACTS (2003)

Approximate Cost: \$280 million

Stadium Acreage: 29

Stadium Bounds: Pete Rose Way to Ohio River and from Joe Nuxhall Way to U.S. Bank Arena

Structural Elements: 10,100 tons of steel

Seating Capacity: 42,319 (originally 42,271)

Restrooms: 35, **Concession Stands:** 28

Playing Surface: Natural Grass, 2.9 acres

Left-Field Line: 328 feet, 12-foot wall

Left-Field Power Alley: 379 feet, 12-foot wall

Center Field: 404 feet, 8-foot wall

Right-Field Power Alley: 370 feet, 8-foot wall

Right-Field Line: 325 feet, 8-foot wall


GREAT AMERICAN BALL PARK "FIRSTS"

Game: March 31, 2003 (10-1 loss vs Pittsburgh)

Attendance: 42,343

Plate Appearance: Kenny Lofton (Pit), 3/31/03

Hit: Ken Griffey Jr. (Cin), 3/31/03

Run: Randall Simon (Pit), 3/31/03

Single: Pokey Reese (Pit), 3/31/03

Double: Ken Griffey Jr. (Cin), 3/31/03

Triple: Rob Mackowiak (Pit), 4/3/03

Home Run: Reggie Sanders (Pit), 3/31/03

Reds Home Run: Austin Kearns, 4/2/03

Walk: Kris Benson (Pit), by Haynes, 3/31/03

Strikeout: A. Kearns (Cin), by Benson, 3/31/03

Win: Kris Benson (Pit), 3/31/03

Reds' Win: Scott Williamson, 4/4/03 vs Chi


Riverfront Stadium/Cinergy Field
ARCHITECTS:

Heery-Heery-Alexander-Rothschild Associated Architects, Atlanta, Ga.

ORIGINAL RIVERFRONT STADIUM FACTS (1970)

Approximate Cost: \$45 million

Stadium Acreage: 48

Stadium Bounds: Pete Rose Way to Ohio River and from Stadium Drive to the U.S. Bank Arena
Structural Elements: 10,000 tons of steel; 13,000 tons of reinforcing steel; 175,000 cubic yards of concrete

Seating Capacity: 51,744

Stadium Levels: 4

Concession Stands: 35

Restrooms: 50

Stadium Diameter: 700 feet, encompassing 8.5 acres

Playing Surface: Artificial. Riverfront Stadium became the first outdoor Major League ballpark to feature a complete playing surface of AstroTurf

Surface Coverage: 120,000 square feet of artificial turf

Left-Field Distance: 330 feet

Center-Field Distance: 404 feet

Right-Field Distance: 330 feet

FINAL CINERGY FIELD FACTS (2002)

Seating Capacity: 40,007

Stadium Levels: 4

Concession Stands: 37

Restrooms: 50

Playing Surface: Natural Grass. Installed in Oct. 2000 for first time in stadium's history

Surface Coverage: Approximately 1.8 acres of Kentucky bluegrass

Left-Field Distance: 325 feet

Center-Field Distance: 393 feet

Right-Field Distance: 325 feet



RIVERFRONT STADIUM "FIRSTS"

Game: 6/30/70 (L, 8-2 vs Atlanta)

Attendance: 51,050

At-Bat: Sonny Jackson (Atl), 6/30/70

Hit: Felix Millan (Atl), 6/30/70

Reds' Hit: Pete Rose, 6/30/70

Run: Felix Millan (Atl), 6/30/70

Single: Felix Millan (Atl), 6/30/70

Double: Orlando Cepeda (Atl), 6/30/70

Triple: Pete Rose (Cin), 7/1/70 vs Atl

Home Run: Hank Aaron (Atl), 6/30/70

Reds' HR: Tommy Helms, 7/1/70 vs Atl

Walk: Hank Aaron (Atl), 6/30/70

Strikeout: Sonny Jackson (Atl), 6/30/70

Win: Pat Jarvis (Atl), 6/30/70

Reds' Win: Wayne Simpson, 7/1/70 vs Atl

CINERGY FIELD "LASTS"

Game: 9/22/02 (L, 5-4 vs Philadelphia)

Attendance: 40,964

At-Bat: Todd Walker (Cin), 9/22/02

Hit: Jason Michaels (Phi), 9/22/02

Reds' Hit: Aaron Boone, 9/22/02

Run: Aaron Boone (Cin), 9/22/02

Single: Jason Michaels (Phi), 9/22/02

Double: Gookie Dawkins (Cin), 9/22/02

Triple: Aaron Boone (Cin), 9/13/02 vs Chi

Home Run: Aaron Boone (Cin), 9/22/02

Walk: Kelly Stinnett (Cin), 9/22/02

Strikeout: Gookie Dawkins (Cin), 9/22/02

Win: Brandon Duckworth (Phi), 9/22/02

Reds' Win: Ryan Dempster, 9/14/02 vs Chi

RIVERFRONT STADIUM/CINERGY FIELD ALL-TIME RAIN-OUTS

After Riverfront Stadium opened on June 30, 1970, 36 games and 35 playing dates were postponed because of bad weather. In 1996, 5 games were postponed due to rain - the most rainouts ever in 1 season at Riverfront Stadium/Cinergy Field. The playing surface was artificial until 2002.

Date	Opp., Game No.	Date	Opp., Game No.
*7/18/71	Padres, 96	5/16/90	Pirates, 31
8/30/78	Pirates, 133	5/28/90	Mets, 41
9/27/79	Padres, 159	4/12/91	Braves, 4
4/19/81	Cardinals, 10	9/21/92	Astros, 150
5/5/81	Pirates, 22	4/29/93	Pirates, 22
5/26/81	Giants, 43	6/4/93	Cardinals, 55
4/23/83	Expos, 17	8/5/95	Phillies, 90
4/17/84	Braves, 12	4/13/96	Astros, 11
5/3/84	Astros, 26	4/28/96	Phillies, 25
6/11/85	Dodgers, 56	5/15/96	Colorado, 36
6/12/85	Dodgers, 57	6/6/96	Giants, 53
4/22/86	Padres, 11	9/21/96	Cardinals, 154
5/7/86	Braves, 23	4/27/97	Phillies, 23
7/1/86	Dodgers, 74	6/8/97	Mets, 61
4/6/88	Cardinals, 2	4/3/00	Brewers, 1
7/20/88	Mets, 94	10/5/01	Phillies, 160
4/8/89	Giants, 5	6/5/02	Cardinals, 58
5/22/89	Cardinals, 42	9/20/02	Phillies, 154
4/20/90	Braves, 10		

* Game 2 of a DH, playing date not lost.

Redland/Crosley Field

ARCHITECT:

Harry Hake, Cincinnati, Ohio

REDLAND/CROSLEY FIELD FACTS (1912)

Approximate Cost: \$400,000

Name Changed From Redland To Crosley Field: 1934

Stadium Bounds: From York St. to Findlay St. and from Crosley Field Way and the C&O Railroad tracks to Western Avenue

Structural Elements: 550 tons of steel; 1,500,000 ft. of lumber; 1,200 bushels of lime; 4,800 cubic yards of sand; 3,200 cubic yards gravel, 4,700 yards of crushed stone; 50,000 lbs. of galvanized Iron; 12,000 barrels of cement

Seating Capacity: 23,000

Playing Surface: Natural Grass

Surface Coverage: 104,000 square feet

Left-Field Distance: 328 feet

Center-Field Distance: 387 feet

Right-Field Distance: 366 feet

REDLAND FIELD "FIRSTS"

Game: 4/11/12 (W, 10-6 vs Chi)

Attendance: 26,336

At-Bat: Johnny Evers (Chi), 4/11/12

Hit: Jimmy Sheckard (Chi), 4/11/12

Reds' Hit: Bob Bescher, 4/11/12

Run: Bob Bescher (Cin), 4/11/12

Single: Jimmy Sheckard (Chi), 4/11/12

Double: Leonard Cole (Chi), 4/11/12

Triple: Frank Schulte (Chi), 4/11/12

***Home Run:** Pat Duncan (Cin), 6/2/21

Win: Bert Humphries (Cin), 4/11/12

* First home run over the fence



CROSLEY FIELD "LASTS"

Last Game: 6/24/70 (W, 5-4 vs SF)

Attendance: 28,027

At-Bat: Bobby Bonds (SF), 6/24/70

Hit: Lee May (Cin), 6/24/70

Run: Lee May (Cin), 6/24/70

Single: Tito Fuentes (SF), 6/24/70

Double: Bernie Carbo (Cin), 6/24/70

Triple: Pete Rose (Cin), 6/24/70

Home Run: Lee May (Cin), 6/24/70

Walk: Hal Lanier (SF), 6/24/70

Strikeout: Bobby Bonds (SF), 6/24/70

Win: Wayne Granger (Cin), 6/24/70

ATTENDANCE HISTORY

Reds Home Attendance - Since 1901

1901..... 205,728 1902..... 217,300 1903..... 351,680 1904..... 391,915 1905..... 313,927 1906..... 330,056 1907..... 317,500 1908..... 399,200 1909..... 424,643 1910..... 380,622 1911..... 300,000 1912..... 344,000 1913..... 258,000 1914..... 100,791 1915..... 218,878 1916..... 255,846 1917..... 269,056 1918..... 163,009 1919..... 532,501 1920..... 568,107 1921..... 311,227 1922..... 493,754 1923..... 575,063 1924..... 473,707 1925..... 464,920 1926..... 672,987	1927..... 442,164 1928..... 490,490 1929..... 295,040 1930..... 386,727 1931..... 263,316 1932..... 356,950 1933..... 218,281 1934..... 206,773 1935..... 448,247 1936..... 446,245 1937..... 411,221 1938..... 706,756 1939..... 981,443 1940..... 850,180 1941..... 634,513 1942..... 427,031 1943..... 379,122 1944..... 409,567 1945..... 290,970 1946..... 715,751 1947..... 899,975 1948..... 823,386 1949..... 707,782 1950..... 538,794 1951..... 588,268 1952..... 604,197	1953..... 548,086 1954..... 704,167 1955..... 693,662 1956..... 1,125,928 1957..... 1,070,850 1958..... 788,582 1959..... 801,298 1960..... 663,486 1961..... 1,117,603 1962..... 982,095 1963..... 858,805 1964..... 862,466 1965..... 1,047,824 1966..... 742,958 1967..... 958,300 1968..... 733,354 1969..... 987,991 1970..... 1,803,568 1971..... 1,501,122 1972..... 1,611,459 1973..... 2,017,601 1974..... 2,164,307 1975..... 2,315,603 1976..... 2,629,708 1977..... 2,519,670 1978..... 2,532,497	1979..... 2,356,933 @1980..... 2,022,450 =1981..... 1,093,730 1982..... 1,326,528 1983..... 1,190,419 1984..... 1,275,887 1985..... 1,834,619 1986..... 1,692,432 &1987..... 2,185,205 &1988..... 2,072,528 &1989..... 1,979,320 +1990..... 2,400,892 1991..... 2,372,377 &1992..... 2,315,946 &1993..... 2,453,232 *1994..... 1,897,681 #1995..... 1,837,649 %1996..... 1,861,428 &1997..... 1,785,788 1998..... 1,793,679 @1999..... 2,061,222 @2000..... 2,577,351 &2001..... 1,879,757 &2002..... 1,855,787 2003..... 2,355,259 2004..... 2,287,250	^2005..... 1,943,157 ^2006..... 2,134,472 2007..... 2,058,593 2008..... 2,058,632 2009..... 1,747,919 2010..... 2,060,550 2011..... 2,213,498 2012..... 2,347,251 &2013..... 2,492,059 2014..... 2,476,664 2015..... 2,419,506 2016..... 1,894,085 2017..... 1,836,917 2018..... 1,629,356
----------------------------------------------------------------------------------------------------------------------------------------------------------------------------------------------------------------------------------------------------------------------------------------------------------------------------------------------------------------------------------------------------------------------------------------------------------------------------------------------------------------------------------------------------------------	----------------------------------------------------------------------------------------------------------------------------------------------------------------------------------------------------------------------------------------------------------------------------------------------------------------------------------------------------------------------------------------------------------------------------------------------------------------------------------------------------------------------------------------------------------------	------------------------------------------------------------------------------------------------------------------------------------------------------------------------------------------------------------------------------------------------------------------------------------------------------------------------------------------------------------------------------------------------------------------------------------------------------------------------------------------------------------------------------------------------------------------------------------------	------------------------------------------------------------------------------------------------------------------------------------------------------------------------------------------------------------------------------------------------------------------------------------------------------------------------------------------------------------------------------------------------------------------------------------------------------------------------------------------------------------------------------------------------------------------------------------------------------------------------------------	-----------------------------------------------------------------------------------------------------------------------------------------------------------------------------------------------------------------------------------------------------------------------------------------------------------------------------------

Total at GABP: 33,955,168
 = 54 home dates (strike)
 * 60 home dates (strike)
 # 71 home dates
 % 76 home dates
 + 78 home dates
 \$ 79 home dates
 & 80 home dates
 @ 82 home dates
 ^ Announced attendance

Reds Largest Home Crowds by Team

Ari 46,101 7/21/00 Atl 52,567 8/6/94 Chi 52,116 7/9/72 Col 54,820 4/1/97 LA 55,385 4/3/89 Mia 42,956 4/5/12 Mil 55,596 4/3/00 Mtl 55,456 4/5/93	NY 54,621 10/4/99 Phi 55,047 10/12/76 Pit 56,079 10/12/90 StL 55,438 4/4/88 SD 55,356 4/6/92 SF 55,112 4/5/99 Wsh 43,878 3/30/18	Bal 51,531.....(2x) 10/10 & 10/11, 1970 Bos 56,393 10/16/75 Cle 54,335 7/8/00 Chi 42,234 6/20/09 Det 42,443 6/9/12 Hou 55,205 4/8/91 KC 34,648 6/28/06	Min 45,617 6/3/00 LAA 43,168 4/1/13 NYY 54,826 10/16/75 Oak 56,040 10/22/72 Sea 38,200 5/21/16 TB 35,356 4/12/14 Tex 40,383 6/17/04 Tor 42,530 6/21/14
----------------------------------------------------------------------------------------------------------------------------------------------------------------------------------------------------------------------	----------------------------------------------------------------------------------------------------------------------------------------------------------------------------------------------	-----------------------------------------------------------------------------------------------------------------------------------------------------------------------------------------------------------------	-----------------------------------------------------------------------------------------------------------------------------------------------------------------------------------------------------------------------------

Reds Top Road Attendance at Each Club

Ari 49,481 4/9/07 Atl 50,595 7/4/77 Chi 43,786 7/29/45 Col 70,069 9/26/93 LA 56,000 7/22/09 Mia 44,363 7/24/93 Mil 56,354 9/28/00 Mtl 42,944 5/30/82	NY 55,391 7/27/69 Phi 63,816 7/3/84 Pit 48,846 7/16/70 StL 52,876 9/28/96 SD 60,767 6/16/00 SF 58,920 6/20/78 Wsh 40,907 4/12/12	Bal 53,007 10/14/70 Bos 37,072 5/7/14 Cle 43,105 6/9/00 Chi 34,379 10/6/19 Det 55,189 10/6/40 Hou 54,037 9/28/99 KC 30,450 5/20/15 Min 35,034 7/6/01	LAA 35,501 6/9/02 NYY 63,083 10/5/61 Oak 49,410 10/18-20/72 Sea 46,340 6/22/07 TB 25,968 6/29/11 Tex 44,397 6/29/13 Tor 44,058 5/31/17
---------------------------------------------------------------------------------------------------------------------------------------------------------------------------------------------------------------------------	----------------------------------------------------------------------------------------------------------------------------------------------------------------------------------------------	---------------------------------------------------------------------------------------------------------------------------------------------------------------------------------------------------------------------------	----------------------------------------------------------------------------------------------------------------------------------------------------------------------------------------------------

LARGEST HOME CROWDS BY LOCATION

Great American Ball Park Opening Day..... 43,878 (3/30/18) Regular Season..... 43,878 (3/30/18) Season Total..... 2,492,059 (2013)	Riverfront/Cinergy Field Opening Day..... 55,596 (4/3/00) Regular Season..... 55,596 (4/3/00) Season Total..... 2,629,708 (1976)	Crosley Field Opening Day..... 35,747 (4/15/24) Regular Season..... 36,691 (4/27/47) Season Total..... 1,125,928 (1956)
----------------------------------------------------------------------------------------------------------------------------------------------------	--------------------------------------------------------------------------------------------------------------------------------------------------	-----------------------------------------------------------------------------------------------------------------------------------------

REDS MANAGERS SINCE 1900

Manager	Year(s)	W-L	Pct.	Manager	Year(s)	W-L	Pct.
Robert Allen	1900	62-77	.446	C. Buster Mills	'53	4-4	.500
John McPhee	'01-02	79-124	.389	Birdie Tebbetts	'54-58	372-357	.510
Frank Bancroft	'02	10-7	.588	Jimmy Dykes	'58	24-17	.585
Joseph Kelley	'02-05	274-230	.544	Mayo Smith	'59	35-45	.438
Ned Hanlon	'06-07	130-174	.428	Fred Hutchinson	'59-64	443-372	.544
John Ganzel	'08	73-81	.474	Dick Sisler	'64-65	118-91	.565
Clark Griffith	'09-11	222-238	.483	Don Heffner	'66	37-46	.446
Henry O'Day	'12	75-78	.490	Dave Bristol	'66-69	298-265	.529
Joseph Tinker	'13	64-89	.418	Sparky Anderson	'70-78	863-586	.596
Buck Herzog	'14-16	165-226	.422	John McNamara	'79-82	279-244	.533
Christy Mathewson	'16-18	165-177	.482	Russ Nixon	'82-83	101-131	.435
Heinie Groh	'18	7-3	.700	Vern Rapp	'84	51-70	.421
Patrick Moran	'19-23	425-329	.564	Pete Rose	'84-89	412-373	.525
Jack Hendricks	'24-29	469-450	.510	Tommy Helms	'89	14-21	.400
Dan Howley	'30-32	177-285	.383	Lou Piniella	'90-92	255-231	.525
Donie Bush	'33	58-94	.382	Tony Perez	'93	20-24	.455
Robert O'Farrell	'34	26-58	.310	Davey Johnson	'93-95	204-172	.543
Burt Shotton	'34	1-0	1.000	Ray Knight	'96-97, 2003	125-137	.477
Charles Dressen	'34-37	218-284	.434	Jack McKeon	1997-2000	291-259	.529
Bobby Wallace	'37	5-20	.200	Bob Boone	'01-03	190-238	.444
Bill McKechnie	'38-46	744-631	.541	Dave Miley	'03-05	125-164	.433
John Neun	'47-48	117-137	.461	Jerry Narron	'05-07	157-179	.467
Bucky Walters	'48-49	81-123	.397	Pete Mackanin	'07	41-39	.513
Luke Sewell	'49-52	174-234	.426	Dusty Baker	'08-13	509-463	.524
Earle Brucker	'52	3-2	.600	Bryan Price	'14-18	279-387	.419
Rogers Hornsby	'52-53	91-106	.462	Jim Riggleman	'18	64-80	.444

TOP 10 MANAGERS (TOTAL WINS)

Sparky Anderson	863-586
Bill McKechnie	744-631
Dusty Baker	509-463
Jack Hendricks	469-450
Fred Hutchinson	443-372
Patrick Moran	425-329
Pete Rose	412-373
Birdie Tebbetts	372-357
Dave Bristol	298-265
Jack McKeon	291-259

TOP 10 MANAGERS (WIN PCT., 50-GAME MIN.)

Sparky Anderson	.596 (863-586)
Dick Sisler	.563 (121-94)
Patrick Moran	.564 (425-329)
Joe Kelley	.545 (275-230)
Fred Hutchinson	.544 (443-372)
Davey Johnson	.543 (204-172)
Bill McKechnie	.541 (744-631)
John McNamara	.533 (279-244)
Dave Bristol	.5293 (298-265)
Jack McKeon	.5291 (291-259)



REDS COACHES SINCE 1900

The coaches listed below for years 1900-1935 were garnered from Total Baseball's master list of coaches. Because Total Baseball continues to update its list of coaches for the years 1900-1921, some omissions are possible during that time period.

AMALFITANO, Joe, 1982	HUME, Tom, 1996-2007	POLE, Dick, 2007-09
BARTELL, Dick, 1954-55	JACKSON, Grant, 1994-95	POWER, Ted, 2016-18
BELL, Jay, 2014-15	JACOBY, Brook, 2007-13	PRICE, Bryan, 2010-13
BENSON, Vern, 1966-69	JARAMILLO, Tony, 2016-18	RIDDLE, John, 1958
BENAVIDES, Freddie, 2003, 2014-18	JENKINS, Mack, 2012-18	RIGGINS, Mark, 2016
BERRY, Mark, 2003-13	KAAT, Jim, 1984-85	RIGGLEMAN, Jim, 2015-18
BLADES, Ray, 1942	KELLY, George, 1935-37, '47-48	ROBSON, Tom, 2003
BOMBARD, Marc, 1996	KELLY, Pat, 2007, '18	ROTHSCHILD, Larry, 1990-93
BOONE, Bob, 1994	KIMM, Bruce, 1984-88	ROUSH, Edd, 1938
BRAGAN, Jimmy, 1967-69	KING, Clyde, 1959	RUHLE, Vern, 2005-06
BREEDEN, Scott, 1986-89	KLUSZEWSKI, Ted, 1970-78, '83	SCHERGER, George, 1970-78, '83-86
BRISTOL, Dave, 1966, '89, '93	KNIGHT, Ray, 1993-95, 2002-03	SEWELL, Luke, 1949
BRUCKER, Earle, 1952	LAND, Grover, 1925-28	SHEEHAN, Tom, 1935-37
CARDENAL, Jose, 1993, 2002-03	LATHAM, Arlie, 1900	SHEPARD, Larry, 1970-78
CHAMBLISS, Chris, 2004-06	LEFEBVRE, Jim, 2002	SHORE, Ray, 1963-67
CHAPMAN, Ben, 1952	LETT, Jim, 1986-89, '96	SHOTTON, Burt, 1934
CLYMER, Bill, 1925	LITWHILER, Danny, 1951	SIEVERS, Roy, 1966
COLLINS, Dave, 1999-2000	LOBERT, Hans, 1943-44	SISLER, Dick, 1961-64
CRABTREE, Estel, 1943-44	LOCKMAN, Whitey, 1960	SMITH, Hal, 1968-69
CUCCINELLO, Tony, 1949-51	LONG, Don, 2014-18	SMITH, Steve, 2014
DARWIN, Danny, 2018	LOPEZ, Juan, 2008-13	SPARKS, Joe, 1984
DEAL, Cot, 1959-60	MANCUSO, Gus, 1950	SPEIER, Chris, 2008-13
DeMARS, Billy, 1985-87	MAY, Lee, 1988-89	STEFANSKI, Mike, 2004-18
DENT, Bucky, 2006-07	McCORMICK, Frank, 1956-57	TEMPLE, Johnny, 1964
DOOLAN, Mickey, 1930-32	McLAREN, John, 1992	TINSLEY, Lee, 2014-15
DORAN, Billy, 2001	McRAE, Hal, 1995-96	TUNNELL, Lee, 2006
DOUGLAS, Otis, 1961-62	MENKE, Denis, 1997-2000	TURNER, Jim, 1961-65
DUNLOP, Harry, 1979-82, 1998-2000	MILEY, Dave, 1993	VALENTINE, Bobby, 1993
DYKES, Jimmy, 1955-58	MILLS, Buster, 1953	WALKER, Gee, 1946
EBERT, Derrin, 2018	MOORE, Jackie, 1990-92	WALLACE, Bobby, 1926, '28
ENS, Jewell, 1933, '41	MOSES, John, 2005	WHISENANT, Pete, 1961-62
FERRICK, Tom, 1954-58	MOSES, Wally, 1959-60	WHISLER, Randy, 2004-05
FISCHER, Bill, 1979-83	NARRON, Jerry, 2004-05	WIETELMANN, Whitey, 1966-67
FOLI, Tim, 2001-03	NIXON, Russ, 1976-82	WILLIAMS, Otto, 1930
GARRISON, Ford, 1953	OCEAK, Frank, 1965	WILLIAMS, Stan, 1984, 1990-91
GOWDY, Hank, 1938-42, '45-46	OESTER, Ron, 1993, 1997-2001	WILSON, Jim, 1939-40, '44-46
GRAMMAS, Alex, 1970-75, '78	ORTEGON, Ronnie, 2013	WINGO, Ivy, 1928-29, '36
GREENWELL, Mike, 2001	OTERO, Reggie, 1959-65	YOUNGBLOOD, Joel, 1994-97
GRIFFEY, Sr., Ken, 1997-2001	PAGE, Phil, 1947-52	
GULLETT, Don, 1993-2005	PEITZ, Heinie, 1912, '16	
HADDIX, Harvey, 1969	PEREZ, Tony, 1987-92	
HARDER, Mel, 1966-68	PERLOZZO, Sam, 1990-92	
HATCHER, Billy, 2006-18	PICINICH, Val, 1934	
HEILMANN, Harry, 1932	PICO, Jeff, 2014-15	
HELMS, Tommy, 1983-89	PLAZA, Ron, 1978-83	
HUGHES, Dustin, 2015-18		

PLAYERS WITH THE MOST SEASONS WITH THE REDS SINCE 1900

19 Dave Concepcion (SS), 1970-88	Dolf Luque (P), 1918-29	10 Bobby Adams (INF), 1946-55
Barry Larkin (SS), 1986-2004	Edd Roush (OF), 1916-26, '31	Pedro Borbon (P), 1970-79
Pete Rose (INF/OF), 1963-78, '84-86	Mario Soto (P), 1977-88	Paul Derringer (P), 1933-42
17 Johnny Bench (C), 1967-83	Joey Votto (1B), 2007-18	Pete Donohue (P), 1921-30
16 Tony Perez (INF), 1964-76, '84-86	11 R. Bressler (P/INF/OF), 1917-27	Tom Hume (P), 1977-85, '87
15 Joe Nuxhall (P), 1944, '52-60, '62-66	Tom Browning (P), 1984-94	Ernie Lombardi (C), 1932-41
13 Ron Oester (2B), 1978-90	George Foster (OF), 1971-81	Frank McCormick (1B), 1934, '37-45
Wally Post (OF), 1949-57, '60-63	Ted Kluszewski (1B), 1947-57	Roy McMillan (1B/SS), 1951-60
Eppa Rixey (P), 1921-33	Jim Maloney (P), 1960-70	Gary Nolan (P), 1967-73, '75-77
Ivey Wingo (C), 1915-26, '29	Brandon Phillips (2B) 2006-16	Frank Robinson (OF), 1956-65
12 Homer Bailey (P), 2007-18	Vada Pinson (OF), 1958-68	
Dan Driessen (1B), 1973-84	J. Vander Meer (P), 1937-43, '46-49	
Ken Griffey Sr. (OF), 1973-81, '88-90	Bucky Walters (P), 1938-48	

ALL-TIME ROSTER, 1876-1900

From the formation of the National League in 1876 to 1900, 222 players appeared with the Reds in at least 1 game.

A (1)

ADDY, Bob, 2B/SS/3B/OF, 1877

B (17)

BAILEY, King, P, 1895
BALDWIN, Kid, C, 1885-90
BARNES, Ross, SS, 1879
BARRETT, Jimmy, OF, 1899-1900, 1906
BEARD, Ollie, SS, 1889-90
BECKLEY, Jake, 1B, 1897-1903
BERKELBACK, Frank, OF, 1884
BICKHAM, Dan, P, 1886
BLANK, Fred, P, 1894
BLIGH, Ned, C/OF, 1888
BOOTH, Amos, C/SS/3B/P, 1876-77, '80
BOYLE, Jack, C, 1886
BREITENSTEIN, Ted, P/OF, 1897-1900
BROWN, Stub, P, 1897
BROWNING, Pete, OF, 1891-92
BURKE, Eddie, OF, 1892, '95-97
BURKE, Mike, SS, 1879

C (21)

CANAVAN, Jim, OF, 1893-94
CARPENTER, Hick, 3B, 1880, '82-89
CARUTHERS, Bob, OF, 1893
CHAMBERLAIN, Icebox, P, 1892-94
CLACK, Bobby, OF/2B, 1876
CLAPP, John, C, 1880
CLARK, Bob, C, 1891
CLINGMAN, Billy, SS, 1890
CLINTON, Jim, OF, 1885
COLEMAN, Percy, P, 1898
COMISKEY, Charlie, 1B, 1892-94
CONOVER, Ted, P, 1889
CORCORAN, Tommy, SS, 1897-1906
CORKHILL, Pop, OF, 1883-88, '91
CRANE, Cannonball, P, 1891
CRAWFORD, Sam, OF, 1899-1902
CRONIN, Jack, P, 1899
CROSS, Lem, P, 1893-94
CUMMINGS, Candy, P, 1877
CURTIS, Ervin Duane, OF, 1891
CUTHBERT, Ned, OF, 1877

D (12)

DAMMAN, Bill, P, 1897-99
DARBY, George, P, 1893
DAUB, Dan, P, 1892
DAVIS, Wiley, P, 1896
DEAGLE, Ren, P/SS/OF, 1883-84
DEAN, Dory, P, 1876
DICKERSON, Buttercup, OF, 1878-79
DOLAN, John, P, 1890
DOWSE, Tom, C, 1892
DUFFEE, Charlie, OF, 1893
DURYEA, Jesse, P, 1889-92
DWYER, Frank, P, 1892-99

E (4)

EARLE, Billy, C, 1889
EHRET, Red, P, 1896-97
ELBERFIELD, Kid, SS/3B, 1899
EWING, Buck, 1B, 1895-97

F (11)

FENNELLY, Frank, SS, 1884-88
FIELD, Sam, C/2B, 1876
FISHER, Chauncey, P, 1894, '96
FISHER, Cherokee, P, 1876
FLYNN, Carney, P, 1894
FOLEY, Will, 3B, 1876-77, '79
FOREMAN, Brownie, P, 1896
FOREMAN, Frank, P, 1890, '95-96
FOURNIER, Henry, P, 1894

FRISK, Emil, P, 1899

FULMER, Chuck, SS, 1882-84

G (7)

GASTRIGHT, Hank, P, 1896
GEER, Billy, SS, 1878
GENINS, Frank, SS/3B/OF, 1892
GERHARDT, Joe, 2B, 1878-79
GOAR, Jot, P, 1898
GOULD, Charlie, 1B, 1876-77
GREY, Bill, C/INF/OF, 1895-96

H (17)

HAHN, Noodles, P/1B/OF, 1899-1905
HALLIGAN, Jocko, OF, 1891-92
HALLINAN, Jimmy, 2B, 1877
HARRINGTON, Jerry, C, 1890-92
HASTINGS, Scott, C, 1877
HAWLEY, Pink, P, 1898-99
HEMMING, George, P, 1892
HENRY, George, OF, 1893
HICKS, Nat, C, 1877
HILL, Bill, P, 1898
HOGAN, Marty, OF, 1894
HOGRIEVER, George, OF, 1895
HOLLIDAY, Bug, OF, 1889-98
HOOVER, Buster, OF, 1892
HOTALING, Pete, OF, 1879
HOUTZ, Lefty, OF, 1899
HOY, Dummy, OF, 1894-97, 1902

I (3)

INKS, Bert, P, 1896
IRWIN, Bill, P, 1886
IRWIN, Charlie, 3B, 1896-1901

J (2)

JONES, Bumpus, P, 1892-93
JONES, Charley, OF, 1876-78, '83-87

K (10)

KAHOE, Mike, C, 1895, 1899-1901
KAPPEL, Heinie, INF/OF, 1887-88
KEENAN, Jim, C, 1885-91
KELLY, King, OF/C/3B, 1878-79
KEMMLER, Rudy, C/OF, 1882
KESSLER, Henry, SS, 1876-77
KING, Silver, P, 1893
KNAUSS, Frank, P, 1892
KNIGHT, Joe, OF, 1890
KUEHNE, Bill, 3B/2B, 1892

L (4)

LATHAM, Arie, 3B, 1890-95
LEONARD, Andy, SS/3B, 1880
LEWIS, Fred, OF, 1886
LUFF, Henry, 1B, 1882

M (33)

MACULLAR, Jimmy, OF, 1882-83
MAGNER, John, OF, 1879
MANNING, Jack, OF/SS, 1877, '80
MANSELL, Mike, OF, 1880
MANSELL, Tom, OF, 1884
MARR, Lefty, OF/3B, 1886, '90-91
MASKREY, Leech, 3B/OF, 1886
MASSEY, Bill, 1B, 1894
MATHEWS, Bobby, P, 1877
McBRIDE, Algie, OF, 1898-1901
McCAFFREY, Harry, P, 1885
McCARTHY, Jack, OF, 1893-94
McCORMICK, Harry, P/OF, 1882-83
McFARLAND, Herm, OF, 1898
McGILL, Willie, P, 1892

McGINNIS, Jumbo, P, 1887
McGUIRE, Murray, P, 1894
McKEON, Larry, P, 1885-86
McPHEE, Bid, 2B, 1882-99
McVEY, Cal, 1B/3B, 1878-79
MEAKIN, George, P, 1892
MERRITT, Bill, C, 1894-95
MEYERLE, Levi, SS/2B, 1877
MILLER, Dusty, OF, 1895-99
MILLER, George, C, 1877, '84
MITCHELL, Bobby, P, 1877-78
MOTZ, Frank, 1B, 1893-94
MOUNTJOY, Billy, P, 1883-85
MULLANE, Tony, P, 1886-93
MURPHY, Clonnie, C, 1893-94
MURPHY, Joe, P, 1886
MURPHY, Morgan, C, 1892-95

N (2)

NEAGLE, Jack, P/OF, 1879
NICOL, Hugh, OF, 1887-90

O (2)

O'CONNOR, Jack, C, 1887-88
O'NEIL, Tip, OF, 1892

P (13)

PARROTT, Tom, P/INF/OF, 1893-95
PARSONS, John, OF, 1884
PECHINEY, George, P, 1885-86
PEITZ, Heinie, C/2B, 1896-1904
PEOPLES, Jimmy, P/C/INF/OF, 1884-85
PETTY, Charlie, P, 1889
PFANN, Bill, P, 1894
PHILLIPS, Bill, P, 1895, 1899-1903
PIERSON, Dave, P/C/INF/OF, 1876
PIKE, Lip, OF, 1877-78
POWELL, Abner, OF, 1886
POWERS, Phil, C, 1882-85
PURCELL, Blondie, OF/P, 1879-80

Q (0)

R (11)

RADBOURN, Old Hoss, P, 1891
REARDON, Jeremiah, P, 1886
REDMOND, Billy, SS, 1877
REEDER, Icicle, OF, 1884
REILLEY, Charlie, C, 1880
REILLY, Long John, 1B, 1880, '83-91
RETTGER, George, P, 1892
RHINES, Billy, P, 1890-92, '95-97
RICHMOND, Lee, P/OF, 1886
RITCHEY, Claude, SS, 1897
RYAN, Johnny, OF, 1877

S (27)

SAY, Lou, SS, 1880
SCHRIVER, Pop, C, 1897
SELBACH, Kip, OF, 1899
SERAD, Billy, P, 1887-88
SEYBOLD, Socks, OF, 1899
SHALLIX, Gus, P, 1884-85
SHEA, Mike, P, 1887
SLATTERY, Mike, OF, 1891
SMITH, Elmer E., P/OF, 1886-89, '98-1900
SMITH, Germany, SS, 1891-96
SMITH, Harry, C, 1877
SMITH, Jud, 3B, 1893
SMITH, Pop, 2B, 1880
SMITH, Rex, P, 1886
SNYDER, Pop, C, 1882-86
SNYDER, Redleg, OF, 1876
SOMMER, Joe, OF, 1880, '82-83
SPIES, Harry, C, 1895

STEARNS, Ecky, 1B, 1882
STEINFELDT, Harry, 3B/2B, 1898-1905
STENZEL, Jake, OF, 1899
STEPHENS, Ben, P, 1892
STEPHENS, Clarence, P, 1886, '91
SULLIVAN, Chub, 1B, 1877-78
SULLIVAN, Mike, P, 1892-93
SWEASY, Charlie, 2B, 1876
SYLVESTER, Lou, OF, 1886

T (6)

TANNEHILL, Jesse, P, 1894, 1911
TAYLOR, Jack, P, 1899
TEBEAU, White Wings, OF, 1887-89
THOMPSON, Tug, OF, 1882
TIERNEY, Bill, 1B, 1882
TRAFFLEY, Bill, C, 1883

U (1)

ULRICH, George, OF, 1893

V (2)

VAUGHN, Farmer, C, 1886, '92-99
VIAU, Lee, P, 1888-90

W (16)

WARD, Piggy, OF, 1893
WATSON, Mother, P, 1887
WEIHE, Podge, OF, 1883
WELCH, Curt, OF, 1892
WEST, Buck, OF, 1884
WEYHING, John, P, 1888
WHEELER, Harry, OF, 1879-80, '82
WHITE, Deacon, C, 1878-80
WHITE, Will, P, 1878-80, '82-86
WHITROCK, Bill, P, 1894
WIDNER, Wild Bill, P, 1887
WILLIAMS, Dale, P, 1876
WOOD, Bob, C, 1898-1900
WOOD, George, OF, 1892
WOULFE, Jimmy, 3B/OF, 1884
WRIGHT, Sam, SS, 1880

X, Y, Z (0)

MANAGERS (14)

ADDY, Bob, 1877
CAYLOR, Ollie, 1885-86
CLAPP, John, 1880
COMISKEY, Charlie, 1892-94
EWING, Buck, 1895-99
GOULD, Charlie, 1876
LOFTUS, Tom, 1890-91
MANNING, Jack, 1877
McVEY, Cal, 1878-79
PIKE, Lip, 1877
SCHMELZ, Gus, 1887-89
SNYDER, Pop, 1882-83, '84
WHITE, Deacon, 1879
WHITE, Will, 1884

ALL-TIME ROSTER SINCE 1900

Since 1900, 1,835 players appeared in at least 1 game with the Reds

A (59)

ABAD, Andy, 1B/OF, 2006
 ABERNATHY, Ted, P, 1967-68
 ABRAMS, Cal, OF, 1952
 ABRAMS, George, P, 1923
 ABREU, Joe, INF, 1942
 ACEVEDO, Jose, P, 2001-04
 ACKER, Tom, P, 1956-59
 ADAMS, Bobby, INF, 1946-55
 ADAMS, Karl, P, 1914
 ADAMS, Sparky, INF, 1933-34
 ADCOCK, Joe, INF/OF, 1950-52
 ADCOCK, Nate, P, 2015
 ADKINS, Jon, P, 2008
 AFENIR, Troy, C, 1992
 ADLEMAN, Tim, P, 2016-17
 AFFELD, Jeremy, P, 2008
 ALCALA, Santo, P, 1976-77
 ALCANTARA, Arismendy, IF/OF, 2017
 ALENO, Chuck, INF, 1941-44
 ALLEN, Bob, INF, 1900
 ALLEN, Ethan, OF, 1926-30
 ALLEN, Nick, C, 1918-20
 ALMANZAR, Carlos, P, 2002
 ALMEIDA, Rafael, INF, 1911-13
 ALONSO, Yonder, INF, 2010-11
 ALTIZER, Dave, INF, 1910-11
 ALVAREZ, Rogelio, INF, 1960, '62
 AMES, Red, P, 1913-15
 AMOR, Vicente, P, 1957
 ANDERSON, Harry, INF/OF, 1960-61
 ANDERSON, Jimmy, P, 2003
 ANDERSON, Mike, P, 1993
 ANDERSON, Wingo, P, 1910
 ANDREWS, Nate, P, 1946
 ANTHONY, Eric, OF/INF, 1995-96
 APPLETON, Pete, P, 1927-28
 AQUINO, Aristides, OF, 2018
 ARCHER, Jimmy, C, 1918
 ARMBRISTER, Ed, OF, 1973-77
 ARMSTRONG, Jack, P, 1988-91
 ARNOVICH, Morrie, OF, 1940
 ARREDONDO, Jose, P, 2011-12
 ARROYO, Gerry, P, 1965-69
 ARROYO, Bronson, P, 2006-13, '17
 ARROYO, Luis, P, 1959
 ASBJORNSON, Asby, C, 1931-32
 ASH, Ken, P, 1928-30
 ASTIN, Barrett, P, 2017
 ATCHLEY, Justin, P, 2001
 AUERBACH, Rick, INF, 1977-80
 AURILIA, Rich, INF, 2005-06
 AUSTIN, Jeff, P, 2003
 AUTRY, Chick, OF, 1907, '09
 AVERY, Steve, P, 1999
 AVREA, Jim, P, 1950
 AXELROD, Dylan, P, 2014-15
 AYALA, Bobby, P, 1992-93
 AYBAR, Manny, P, 2000
 AZCUE, Joe, C, 1960

B (183)

BACZEWSKI, Fred, P, 1953-55
 BADENHOP, Burke, P, 2015
 BAGBY, Jim, P, 1912
 BAILEY, Bob, INF/OF, 1976-77
 BAILEY, Ed, C, 1953-61
 BAILEY, Homer, P, 2007-18
 BAILEY, Jim, P, 1959
 BAIK, Doug, P, 1978-81
 BAKER, Bill, C, 1940-41
 BAKER, Ernie, P, 1905
 BAKO, Paul, C, 2008
 BALCENA, Bobby, OF, 1956
 BALDSCHUN, Jack, P, 1966-67

BALDWIN, Frank, C, 1953
 BALE, John, P, 2003
 BALENTI, Mike, INF, 1911
 BALENTIEN, Wladimir, OF, 2009
 BALESTER, Collin, P, 2015
 BANNEY, Dick, P, 1973-74
 BANKHEAD, Scott, P, 1992
 BARKER, Kevin, INF, 2009
 BARNES, Junie, P, 1934
 BARNES, Skeeter, INF, 1983-84, '89
 BARNHART, Tucker, C, 2014-18
 BARRANCA, German, INF, 1981-82
 BARRETT, Jimmy, OF, 1899-1900, '06
 BARRETT, Red, P, 1937-40
 BARRY, Ned, INF/OF, 1905-06
 BARTEE, Kimera, OF, 2000
 BARTON, Bob, C, 1973
 BATES, Billy, INF, 1990
 BATES, Johnny, OF, 1911-14
 BATTIS, Matt, C, 1955-56
 BAUMER, Jim, INF, 1961
 BAUMHOLTZ, Frank, OF, 1947-49
 BAY, Harry, OF, 1901-02
 BAYLESS, Dick, OF, 1908
 BEALL, Johnny, OF, 1915-16
 BEAUCHAMP, Jim, INF/OF, 1968-69
 BECK, Clyde, INF, 1931
 BECK, Erve, OF, 1902
 BECK, Fred, OF, 1911
 BECK, Walter, P, 1945
 BECKLEY, Beals, OF, 1913
 BECKLEY, Jake, P/INF, 1897-03
 BECKMAN, Jim, P, 1927-28
 BEEBE, Fred, P, 1910
 BEELER, Joseph, INF, 1944
 BEGGS, Joe, P, 1940-44, '46-47
 BEGLEY, Jim, INF, 1924
 BEHNEY, Mel, P, 1970
 BELCHER, Tim, P, 1992-93
 BELINDA, Stan, P, 1997-99
 BELINSKY, Bo, P, 1970
 BELISLE, Matt, P, 2003-08
 BELK, Tim, INF, 1996
 BELL, Buddy, INF, 1985-88
 BELL, Gus, OF, 1953-61
 BELL, Mike, INF, 2000
 BELL, Rob, P, 2000-01
 BELL, Trevor, P, 2014
 BELLHORN, Mark, INF, 2007
 BENAVIDES, Freddie, INF, 1991-92
 BENCH, Johnny, C/INF, 1967-83
 BERGE, Ray, P, 1938
 BENTON, Larry, P, 1930-34
 BENTON, Ruben, P, 1910-15, '23-25
 BENZINGER, Todd, INF, 1989-91
 BERE, Jason, P, 1998-99
 BERENYI, Bruce, P, 1980-84
 BERGEN, Bill, C, 1901-03
 BERGER, Wally, OF, 1938-40
 BERGHAMMER, Marty, INF, 1913-14
 BERGOLLA, William, INF, 2005
 BERNADINA, Roger, OF, 2014
 BERROA, Geronimo, OF, 1992
 BERRYHILL, Damon, C, 1995
 BESCHER, Bob, OF, 1908-13
 BETTS, Hal, C, 1913
 BEVAN, Hal, C, 1961
 BICHETTE, Dante, OF, 2000
 BIEMILLER, Harry, P, 1925
 BIUTNER, Larry, INF/OF, 1981-82
 BILARDELLO, Dann, C, 1983-85
 BILKO, Steve, INF, 1958
 BILLINGHAM, Jack, P, 1972-77
 BIRTSAS, Tim, P, 1988-90
 BLACK, Joe, P, 1955-56

BLACKBURN, Earl, C, 1912-13
 BLACKBURN, Jim, P, 1948, '51
 BLACKBURNE, Lena, INF, 1918
 BLACKWELL, Ewell, P, 1942, '46-52
 BLAIR, Paul, OF, 1979
 BLAKE, Ed, P, 1951-53
 BLAKELY, Linc, OF, 1934
 BLANDINO, Alex, INF, 2018
 BLANKENSHIP, Cliff, INF, 1905
 BLASINGAME, Don, INF, 1961-63
 BLATERIC, Steve, P, 1971
 BLOODWORTH, Jimmy, INF, 1949-50
 BLOOMQUIST, Willie, OF, 2010
 BLOTT, Jack, C, 1924
 BLUEGE, Otto, INF, 1932-33
 BLUEJACKET, Jim, P, 1916
 BOEHMER, Len, INF, 1967
 BOESCH, Brennan, OF, 2015
 BOHNE, Sammy, INF, 1921-26
 BOLGER, Jim, OF, 1950-51, '54
 BOLTON, Tom, P, 1992
 BONES, Ricky, P, 1997
 BONG, Jung Keun, P, 2004
 BONGIOVANNI, Nino, OF, 1938-39
 BONHAM, Bill, P, 1978-80
 BONILLA, Lisalberto, P, 2017
 BOOKER, Chris, P, 2005
 BOONE, Aaron, INF, 1997-2003
 BOONE, Bret, INF, 1994-98
 BORBOR, Pedro, P, 1970-79
 BORDAGARAY, Frenchy, OF, 1939
 BORKOWSKI, Bob, OF, 1952-55
 BOROS, Steve, INF, 1964-65
 BOSSER, Mel, P, 1945
 BOTTMOLLEY, Jim, INF, 1933-35
 BOURGEOIS, Jason, OF, 2014-15
 BOWMAN, Joe, P, 1945
 BOYD, Ray, P, 1911
 BRADFORD, Buddy, OF, 1971
 BRADLEY, Scott, C, 1992
 BRADY, Neal, P, 1925
 BRAGG, Darren, OF, 2004
 BRAGGS, Glenn, OF, 1990-92
 BRAIN, Dave, OF, 1908
 BRANSON, Jeff, INF, 1992-97
 BRANTLEY, Jeff, P, 1994-97
 BRANYAN, Russell, INF/OF, 2002-03
 BRAVO, Angel, OF, 1970-71
 BRAY, Bill, P, 2006-08, '10-12
 BREEDEN, Dan, C, 1969
 BREITENSTEIN, Ted, P/OF, 1897-1900
 BRENNAN, Don, P, 1934-37
 BRENTON, Lynn, P, 1920-21
 BRESSLER, Ruben, P/INF/OF, 1917-27
 BREWSTER, Charlie, INF, 1943
 BRICE, Austin, P, 2017-18
 BRIDGES, Marshall, P, 1960-61
 BRIDGES, Rocky, INF, 1953-57
 BRIDWELL, Al, INF, 1905
 BRIGHT, Harry, INF, 1963
 BRITAIN, Gus, C, 1937
 BROSANAN, Jim, P, 1959-63
 BROVIA, Joe, OF, 1955-65
 BROWER, Jim, P, 2001-02
 BROWN, Curly, P, 1915
 BROWN, Jumbo, P, 1937
 BROWN, Keith, P, 1988, '90-92
 BROWN, Marty, INF, 1988-89
 BROWN, Mordecai, P, 1913
 BROWN, Scott, P, 1981
 BROWNING, Tom, P, 1984-94
 BROXTON, Jonathan, P, 2012-14
 BRUGGY, Frank, C, 1925
 BRUMFIELD, Jacob, OF, 1992-94
 BRUCE, Jay, OF, 2008-16

BUCHANAN, Bob, P, 1985
 BUCHANAN, Jake, P, 2017
 BUDZINSKI, Mark, OF, 2003
 BURBA, Dave, P, 1995-97
 BURGESS, Smoky, C, 1955-58
 BURKHART, Ken, P, 1948-49
 BURNS, Bill, P, 1910-11
 BURNS, George, OF, 1922-24
 BURNS, Joe, OF, 1910
 BURNS, Mike, P, 2006
 BURNSIDE, Sheldon, P, 1980
 BURPO, George, P, 1946
 BURTON, Jared, P, 2007-11
 BUSH, Guy, P, 1945
 BUSHELMAN, Jack, P, 1909
 BUSHING, Chris, P, 1993
 BUTERA, Sal, C, 1986-87
 BYERLY, Bud, P, 1950-52
 BYRD, Marlon, OF, 2015
 BYRD, Sammy, OF, 1935-36

C (140)

CABRERA, Jolbert, INF/OF, 2008
 CABRERA, Orlando, SS, 2010
 CABRERA, Ramon, C, 2015-16
 CADARET, Greg, P, 1993
 CAIRO, Miguel, INF, 2010-12
 CALDWELL, Mike, P, 1977
 CALLAGHAN, Marty, OF, 1928, '30
 CALLAHAN, Ray, P, 1915
 CAMERON, Mike, OF, 1999
 CAMPBELL, Archie, P, 1930
 CAMPBELL, Billy, P, 1907-09
 CAMPBELL, Gilly, C, 1935-37
 CANTU, Jorge, INF, 2007
 CANTWELL, Tom, P, 1909-10
 CAPILLA, Doug, P, 1977-79
 CARBO, Bernie, OF, 1969-72
 CARDENAS, Leo, INF, 1960-68
 CARMAN, Don, P, 1991
 CARMICHAEL, Chet, P, 1909
 CARR, Charlie, INF, 1906
 CARRARA, Giovanni, P, 1996-97
 CARRASCO, Hector, P, 1994-97
 CARROLL, Clay, P, 1968-75
 CARROLL, Owen, P, 1930-32
 CARROLL, Tom, P, 1974-75
 CARTER, Arnold, P, 1944-45
 CARTER, Howard, INF, 1926
 CASALI, Curt, C, 2018
 CASCARELLA, Joe, P, 1937-38
 CASE, Charlie, P, 1901
 CASEY, Sean, 1B, 1998-2005
 CASTILLO, Luis, P, 2017-18
 CASTILLO, Wilkin, C/OF/INF, 2008-09
 CASTLETON, Roy, P, 1909-10
 CASTRO, Juan, INF, 2000-04, '06-08
 CATO, Keefe, P, 1983-84
 CAVENEY, Ike, INF, 1922-25
 CEDENO, Cesar, OF, 1982-85
 CERROS, Juan, P, 2003
 CHACIN, Alejandro, P, 2017
 CHACON, Elio, INF, 1960-61
 CHAMBLEE, Jim, INF, 2003
 CHANEY, Darrel, INF, 1969-75
 CHAPMAN, Aroldis, P, 2010-15
 CHAPMAN, Calvin, INF, 1935-36
 CHAPMAN, Harry, C, 1913
 CHAPPELLE, Bill, P, 1909
 CHARLES, Chappy, INF, 1909-10
 CHARLTON, Norm, P, 1988-92, 2000
 CHASE, Hal, INF, 1916-18
 CHECH, Charlie, P, 1905-06
 CHEN, Bruce, P, 2002
 CHOO, Shin-Soo, OF, 2013

CHOZEN, Harry, C, 1937
 CHRISTENSEN, Walter, OF, 1926-27
 CHRISTIANI, Nick, P, 2013-14
 CHRISTMAS, Steve, C, 1983
 CHURCH, Bubba, P, 1952-53
 CIRAGRANI, Tony, P, 2012-17
 CLARK, Brady, OF, 2001-02
 CLARK, Jermaine, OF, 2004
 CLARKE, Al, P, 1921
 CLARKE, Tommy, C, 1909-17
 CLAUSSEN, Brandon, P, 2004-06
 CLAY, Dain, OF, 1943-46
 CLAYTON, Royce, INF, 2006
 CLINE, Ty, OF, 1970-71
 CLONINGER, Tony, P, 1968-71
 COAKLEY, Andy, P, 1907-08
 COATES, Jim, P, 1963
 COATS, Buck, OF, 2007
 COCHRAN, Al, P, 1915
 COFFEY, Todd, P, 2005-08
 COKER, Jim, C, 1964-67
 COLEMAN, Gordy, INF, 1960-67
 COLEMAN, Vince, OF, 1996
 COLES, Chuck, OF, 1958
 COLES, Darnell, INF, 1992
 COLLINS, Dave, OF, 1978-81, '87-89
 COLLUM, Jackie, P, 1953-55
 COMBE, Geoff, P, 1980-81
 COMOROSKY, Adam, OF, 1934-35
 COMPTON, Jack, P, 1911
 CONCEPCION, Dave, INF, 1970-88
 CONINE, Jeff, INF, 2007
 CONLEY, Jim, P, 1918
 CONTRERAS, Carlos, P, 2014-15
 COOK, Cliff, INF, 1959-62
 COOKE, Dusty, OF, 1938
 COOKE, Steve, P, 1998
 COOPER, Walker, C, 1949-50
 CORBITT, Claude, INF, 1946, '48-49
 CORCINO, Daniel, P, 2014
 CORCORAN, Mickey, INF, 1910
 CORCORAN, Tommy, INF, 1897-1906
 CORDERO, Francisco, P, 2008-11
 CORMIER, Rheel, P, 2006-07
 CORRALES, Pat, C, 1968-72
 CORRELL, Vic, C, 1978-80
 COSTANZO, Mike, INF, 2012
 COSTO, Tim, INF/OF, 1992-93
 COTHAM, Caleb, P, 2016
 COUCH, Johnny, P, 1922-23
 COULSON, Bob, OF, 1908
 COUMBE, Fritz, P, 1920-21
 COURTRIGHT, John, P, 1995
 COUTLANGUS, Jon, P, 2007
 COVELESKI, Harry, P, 1910
 COZART, Zack, SS, 2011-17
 CRABTREE, Estel, OF, 1929, '31-32, '43-44
 CRAFT, Harry, OF, 1937-42
 CRAIG, Roger, P, 1965
 CRAMER, Bill, P, 1912
 CRANE, Sam, INF, 1920-21
 CRAWFORD, Pat, INF, 1930
 CRAWFORD, Sam, OF, 1899-1902
 CREGAN, Pete, OF, 1903
 CRESS, Walker, P, 1948-49
 CRISCOLA, Tony, OF, 1944
 CRITZ, Hughie, INF, 1924-30
 CROCKETT, Kyle, P, 2018
 CROMER, D.T., INF, 2000-01
 CROMPION, Ned, OF, 1910
 CROSBY, Ed, INF, 1973
 CROUCH, Jack, C, 1933
 CROWE, George, INF, 1956-58
 CROWELL, Jim, P, 1997
 CROWLEY, Terry, INF/OF, 1974-75
 CRUZ, Enrique, INF, 2007
 CRUZ, Hector, OF, 1979-80
 CRUZ, Jacob, 1B/OF, 2004-05
 CRUZ, Tony, C, 2018
 CUCCINELLO, Tony, INF, 1930-31

CUELLAR, Mike, P, 1959
 CUETO, Johnny, P, 2008-15
 CUETO, Manuel, C, 1917-19
 CULLOP, Nick, OF, 1930-31
 CULVER, George, P, 1968-69
 CURRIE, Clarence, P, 1902
 CUYLER, Kiki, OF, 1935-37

D (99)

DALE, Gene, P, 1915-16
 DALEY, Tom, OF, 1908
 DALY, Tom, INF, 1903
 DANIELS, Bert, OF, 1914
 DANIELS, Kal, OF, 1986-89
 DARCY, Pat, P, 1974-76
 DASSO, Frank, P, 1945-46
 DAUBERT, Jake, INF, 1919-24
 DAUGHERTY, Jack, OF/INF, 1993
 DAVENPORT, Dave, P, 1914
 DAVIDSON, Ted, P, 1965-68
 DAVIS, Eric, OF, 1984-91, '96
 DAVIS, Frank, P, 1912
 DAVIS, George, OF, 1937-38
 DAVIS, Lance, P, 2001
 DAVIS, Lefty, OF, 1907
 DAVIS, Rookie, P, 2017
 DAVIS, Roy, P, 1936-39
 DAVIS, Spud, C, 1937-38
 DAWKINS, Gookie, INF, 1999-2000, '02
 Day, Clyde, P, 1926
 DEAL, John, INF, 1906
 De JESUS JR., Ivan, INF, 2015-16
 De La Cruz, Tommy, P, 1944
 De La HOZ, Mike, INF, 1969
 De Los SANTOS, Abel, P, 2016
 DeARMOND, Charlie, INF, 1908
 DeFREITES, Arturo, INF, 1978-79
 DEISEL, Pat, C, 1903
 DEJAN, Mike, OF, 1940
 DELAHANTY, Jim, INF, 1906
 DEL ROSARIO, Eneiro, P, 2010
 DELABAR, Steve, P, 2016
 DeLUCIA, Rich, P, 1994
 DEMPSTER, Ryan, P, 2002-03
 DENNICK, Ryan, P, 2014
 DENNY, John, P, 1986
 DENORFIA, Chris, OF, 2005-06
 DePHILLIPS, Tony, C, 1943
 DERRICK, Claude, INF, 1914
 DERRINGER, Paul, P, 1933-42
 DeSCLAFANI, Anthony, P, 2015-16, '18
 DESSENS, Elmer, P, 2000-02
 DEVORE, Josh, OF, 1913
 DIAZ, Bo, C, 1985-89
 DIAZ, Dayan, P, 2016
 DIAZ, Jumbo, P, 2014-16
 DIBBLE, Rob, P, 1988-93
 DIBUT, Pedro, P, 1924-25
 DICKERSON, Chris, OF, 2008-10
 DICKSON, Jim, P, 1964
 DiMAGGIO, Vince, OF, 1939-40
 DIXON, Brandon, INF/OF, 2018
 DIXON, Leo, C, 1929
 DOAK, Bill, P, 1912
 DOBBS, John, OF, 1901-02
 DOBERNIC, Jess, P, 1949
 DODGE, John, INF, 1913
 DOLAN, Al, INF, 1909
 DOLAN, Pat, OF, 1903-05
 DOMINGUEZ, Chris, INF/OF, 2015
 DONALDS, Ed, P, 1912
 DONLIN, Mike, OF, 1902-04
 DONOHUE, Pete, P, 1921-30
 DOOIN, Red, C, 1915
 DORAN, Bill, INF, 1900-92
 DORNER, Gus, P, 1996
 DORSETT, Brian, C, 1993-94
 DOSCHER, Jack, P, 1908
 DOTTERER, Dutch, C, 1957-60
 DOUGLAS, Phil, P, 1914-15
 DOUGLASS, Astyanax, C, 1921, '25

DOUTHIT, Taylor, OF, 1931-33
 DOWNEY, Tom, INF, 1909-11
 DOYLE, Jim, INF, 1910
 DOYLE, Judd, P, 1910
 DRABOWSKY, Moe, P, 1962
 DRESSEN, Chuck, INF, 1925-31
 DREWS, Karl, P, 1954
 DRIESEN, Dan, INF, 1973-84
 DROPO, Walt, INF, 1958-59
 DRUHOT, Carl, P, 1906
 DUBUC, Jean, P, 1908-09
 DUFFALO, Jim, P, 1965
 DUFFY, Frank, INF, 1970-71
 DUKE, Zach, P, 2013
 DUMATRAIT, Phil, P, 2007
 DUMOUILLIN, Dan, P, 1977-78
 DUNCAN, Mariano, INF, 1989-91, '95
 DUNCAN, Pat, OF, 1919-24
 DUNN, Adam, OF, 2001-08
 DURBIN, Kid, OF, 1909
 DUREN, Ryne, P, 1964
 DURHAM, Leon, INF, 1988
 DURNBAUGH, Bobby, INF, 1957
 DUROCHER, Leo, INF, 1930-33
 DUVAL, Adam, OF, 2015-18
 DWYER, Joe, OF, 1937
 DYCK, Jim, OF, 1956

E (37)

EASTWICK, Rawly, P, 1974-77
 ECKERT, Al, P, 1930-31
 EDELEN, Joe, P, 1981-82
 EDMONDS, Jim, 1B/OF, 2010
 EDWARDS, Bruce, C, 1956
 EDWARDS, Hank, OF, 1951-52
 EDWARDS, Jim, P, 1928
 EDWARDS, Johnny, C, 1961-67
 EDWARDS, Sherman, P, 1934
 EGAN, Dick, INF, 1908-13
 EHRHARDT, Ruben, P, 1929
 EISENCH, Joey, P, 1997
 EISENHART, Jake, P, 1944
 ELLAM, Roy, INF, 1909
 ELLER, Hod, P, 1917-21
 ELLIOTT, Claude, P, 1904
 ELLIS, Sammy, P, 1962, '64-67
 ELLISON, Jason, OF, 2007
 ELMORE, Jake, INF/OF, 2014
 EMMER, Frank, INF, 1916, '26
 ENCARNACION, Edwin, INF, 2005-09
 ENCARNACION, Juan, OF, 2002
 ENGEL, Joe, P, 1917
 ENGLISH, Charlie, INF, 1937
 ENNIS, Del, OF, 1959
 ERAUDD, Eddie, P, 1947-51, '53
 ERICKSON, Hank, C, 1935
 ERWIN, Phillip, OF, 2017-18
 ERWIN, Tex, C, 1914
 ESASKY, Nick, INF/OF, 1983-88
 ESCALERA, Nino, INF/OF, 1954
 ESMOND, Jimmy, INF, 1911-12
 ESPY, Cecil, OF, 1993
 ESSICK, Bill, P, 1906-07
 ESTES, Shawn, P, 2002
 ETHERTON, Seth, P, 2003
 EWING, Bob, P, 1902-09

F (64)
 FAHRER, Pete, P, 1914
 FANOVICH, Frank, P, 1949
 FARRELL, Luke, P, 1912
 FAUSETT, Buck, INF, 1944
 FEDEROWICZ, Tim, C, 2018
 FELDMAN, Scott, P, 2017
 FERGUSON, Bob, P, 1944
 FERNANDEZ, Jared, P, 1901-02
 FERNANDEZ, Osvaldo, P, 2000-01
 FERNANDEZ, Tony, INF, 1994
 FERRARA, Al, OF, 1971
 FIALA, Neil, INF, 1981
 FILIPOVICZ, Steve, OF, 1948

FINNEGAN, Brandon, P, 2015-18
 FISCHER, Hank, P, 1966
 FISHER, Bob, INF, 1916
 FISHER, Carlos, P, 2009-11
 FISHER, Jack, P, 1969
 FISHER, Maury, P, 1955
 FISHER, Ray, P, 1919-20
 FITTERTY, Paul, P, 1914
 FITZGERALD, Raymond, PH, 1931
 FLAGER, Wally, INF, 1945
 FLETCHER, Sam, P, 1912
 FLOOD, Curt, OF, 1956-57
 FLORO, Dylan, P, 2018
 FLOWERS, Jake, INF, 1934
 FLYNN, Doug, INF, 1975-77
 FOGG, Josh, P, 2008
 FOHL, Lee, C, 1903
 FOILES, Hank, C, 1953, '62-63
 FOLEY, Tom, INF, 1983-85
 FONDY, Dee, INF/OF, 1958
 FONSECA, Lew, INF, 1921-24
 FORD, Hod, INF, 1926-31
 FORDYCE, Brook, C, 1996-98
 FORTUGNO, Tim, P, 1994
 FOSTER, George, OF, 1971-81
 FOSTER, Steve, P, 1991-94
 FOWLER, Art, P, 1954-57
 FOWLER, Joe, INF, 1923-25
 FOX, Bill, INF, 1901
 FOX, Howie, P, 1944-46, '48-51
 FRANCIS, Jeff, P, 2014
 FRANCISCO, Juan, INF, 2009-11
 FRANCO, John, P, 1984-89
 FRANCONA, Terry, INF/OF, 1987
 FRANK, Mike, OF, 1998
 FRANKLIN, Ryan, P, 2006
 FRASER, Chick, P, 1906
 FRAZIER, Joe, OF, 1956
 FRAZIER, Todd, INF, 2011-15
 FREED, Roger, INF, 1974
 FREEMAN, Hershell, P, 1955-58
 FREEMAN, Justin, P, 2013
 FREEL, Ryan, INF/OF, 2003-08
 FRESSE, Gene, INF, 1961-63
 FREITAS, Tony, P, 1934-36
 FREY, Benny, P, 1929-36
 FREY, Lonny, INF, 1938-43, '46
 FRIDLEY, Jim, OF, 1958
 FRILL, John, P, 1912
 FROMME, Art, P, 1909-13
 FRYMAN, Woodie, P, 1977

G (93)
 GAGLIANO, Phil, INF, 1973-74
 GAINES, Joe, OF, 1960-62
 GALAN, Augie, OF, 1947-48
 GALATZER, Milt, INF, 1939
 GALE, Rich, P, 1983
 GALLARDO, Yovani, P, 2018
 GAMBLE, Lee, OF, 1935, '38-40
 GANT, Ron, OF, 1995
 GANZEL, John, INF, 1907-08
 GARCIA, Guillermo, C, 1998
 GARCIA, Leo, OF, 1987-88
 GARRETT, Amir, P, 2017-18
 GARRETT, Greg, P, 1971
 GASPARD, Harry, P, 1909-12
 GEARY, Bob, P, 1921
 GEHRMAN, Paul, P, 1937
 GEIER, Phil, OF, 1900
 GELBERT, Charley, INF, 1937
 GENNETT, Scooter, INF, 2017-18
 GEORGE, Lefty, P, 1915
 GERMANO, Justin, P, 2006
 GERNER, Ed, P, 1919
 GERNERT, Dick, INF, 1961
 GERONIMO, Cesar, OF, 1972-80
 GETZ, Gus, INF, 1917
 GIBBON, Joe, P, 1971-72
 GIBRALTER, Steve, OF, 1995-96
 GILBERT, Buddy, OF, 1959

GILBERT, Wally, INF, 1932
 GILL, Hattie, P, 1923
 GIL, Jerry, INF/OF, 2007
 GILLESPIE, John, P, 1922
 GLAUBER, Keith, P, 1998, 2000
 GLEESON, Jim, OF, 1941-42
 GLENDON, Martin, P, 1902
 GLOCKSON, Norm, C, 1914
 GOLDSTEIN, Lonnie, INF, 1943, '46
 GOMES, Jonny, OF, 2009-11
 GONDER, Jesse, C, 1962-63
 GONZALEZ, Alex, INF, 2007, '09
 GONZALEZ, Mike, C, 1914
 GONZALEZ, Raul, OF, 2001-02
 GONZALEZ, Tony, OF, 1960
 GOOCH, Johnny, C, 1929-30
 GOODMAN, Ival, OF, 1935-42
 GOODWIN, Curtis, OF, 1996-97
 GOODWIN, Marv, P, 1925
 GOBOUS, Glen, OF, 1955
 GORDON, Keith, OF, 1993
 GOSLING, Mike, P, 2006-07
 GOSSLINE, Phil, INF, 2018
 GRACE, Mike, INF, 1978
 GRAHAM, Frank, INF, 1914
 GRAMMAS, Alex, INF, 1956-58
 GRANGER, Wayne, P, 1969-71
 GRANT, Eddie, INF, 1911-13
 GRANTHAM, George, INF, 1932-33
 GRAVES, Danny, P, 1997-2005
 GRAY, Jeff, P, 1988
 GREEN, Gary, INF, 1992
 GREEN, Gene, C, 1963
 GREENE, Rick, P, 1999
 GREENE, Willie, INF, 1992-98
 GREENGRASS, Jim, OF, 1952-55
 GREGG, Kevin, P, 2015
 GREGG, Tommy, OF, 1993
 GREGORIUS, Didi, INF, 2012
 GREGORY, Frank, P, 1912
 GRIFFEY SR., Ken, OF, 1973-81, '88-90
 GRIFFEY JR., Ken, OF, 2000-08
 GRIFFIN, Mike, P, 1989
 GRIFFIN, Pat, P, 1914
 GRIFFITH, Clark, P, 1909
 GRIFFITH, Tommy, OF, 1915-18
 GRIM, Bob, P, 1960
 GRIMSLEY, Ross, P, 1971-73
 GRISSON, Lee, P, 1934-39
 GROH, Heinie, INF, 1913-21
 GROSS, Don, P, 1955-57
 GROSS, Kip, P, 1990-91
 GROTT, Matt, P, 1995
 GUARDADO, Eddie, P, 2006-07
 GUDAT, Marv, P, 1929
 GUERRERO, Gabriel, OF, 2018
 GUERRERO, Wilton, INF, 2001-02
 GUESE, Whitey, P, 1901
 GUILLEN, Jose, OF, 2002-03
 GUISE, Witt, P, 1940
 GULDEN, Brad, C, 1984
 GULLETT, Don, P, 1970-76
 GULLICKSON, Bill, P, 1986-87
 GUMBERT, Harry, P, 1944, '46-49
 GUZMAN, Juan, RHP, 1999

H (143)

HAAS, Bert, INF/OF, 1942-43, '46-47
 HABERER, Emil, C/INF, 1901, '03, '09
 HACKER, Warren, P, 1957
 HADDIX, Harvey, P, 1958
 HAFEY, Bud, OF, 1939
 HAFEY, Chick, OF, 1932-35, '37
 HAFFORD, Leo, P, 1906
 HAGUE, Joe, INF/OF, 1972-73
 HAHN, Noodles, P, 1899-1905
 HAINES, Jesse, P, 1918
 HAIRSTON JR., Jerry, INF/OF, 2008-09
 HALL, Charley, P, 1906-07
 HALL, Josh, P, 2003

HALL, Tom, P, 1972-75
 HALLAHAN, Bill, P, 1936-37
 HAMILTON, Billy, OF, 2013-18
 HAMILTON, Joey, P, 2001-03
 HAMILTON, Josh, OF, 2007
 HAMMOND, Chris, P, 1990-92, 2006
 HAMMONDS, Jeffrey, OF, 1998-99
 HANCOCK, Josh, P, 2004-05
 HANCO, Donovan, P, 2015
 HANDLEY, Lee, INF, 1936
 HANIGAN, Ryan, C, 2007-13
 HANNAHAN, Jack, INF, 2013-14
 HANSON, Erik, P, 1994
 HARANG, Aaron, P, 2003-10
 HARGRAVE, Bubbles, C, 1921-28
 HARLEY, Dick, OF, 1900-01
 HARMON, Chuck, INF/OF, 1954-56
 HARNISCH, Pete, P, 1998-01
 HARPER, George, OF, 1922-24
 HARPER, Jack, P, 1903-06
 HARPER, Tommy, OF, 1962-67
 HARRINGTON, Andy, P, 1913
 HARRIS, Bill, P, 1923-24
 HARRIS, Brendan, INF, 2006
 HARRIS, Greg, P, 1982-83
 HARRIS, Lenny, INF, 1988-89, '94-98
 HARRIS, Willie, INF/OF, 2012
 HARRIST, Earl, P, 1945
 HARTER, Frank, P, 1912-13
 HARTSEL, Topsy, OF, 1900
 HARVEY, Matt, P, 2018
 HATCHER, Billy, OF, 1990-92
 HATFIELD, Fred, INF, 1958
 HATTEBERG, Scott, 1B, 2006-08
 HATTON, Grady, INF, 1946-54
 HAUGSTAD, Phil, P, 1952
 HAYDEN, Gene, P, 1958
 HAYES, Ben, P, 1982-83
 HAYES, Drew, P, 2016
 HAYNES, Jimmy, P, 2002-04
 HAZLE, Bob, OF, 1955
 HEATH, Mickey, INF, 1931-32
 HEATHCOTE, Cliff, OF, 1931-32
 HEILEMAN, Chink, INF, 1901
 HEILMANN, Harry, OF, 1930, '32
 HEISEY, Chris, OF, 2010-14
 HEISMAN, Crespe, P, 1901-02
 HELMS, Tommy, INF, 1964-71
 HEMSELY, Rollie, C, 1933, '42
 HENDERSON, Joe, P, 1976-77
 HENDERSON, Ken, OF, 1978-79
 HENDRICK, Harvey, INF, 1931-32
 HENRICH, Bobby, INF, 1957-59
 HENRY, Bill, P, 1960-65
 HENRY, Dwayne, P, 1992-93
 HENRERT, Ernie, P, 1913
 HEREDIA, Felix, P, 2003
 HERMAN, Babe, OF, 1932, '35-36
 HERMIDA, Jeremy, OF, 2011
 HERNANDEZ, Ariel, P, 2017
 HERNANDEZ, Cesar, OF, 1992-93
 HERNANDEZ, David, P, 2018
 HERNANDEZ, Ramon, C, 2009-11
 HERNANDEZ, Xavier, P, 1995-96
 HERRERA, Daniel Ray, P, 2008-10
 HERRERA, Dilson, INF/OF, 2018
 HERRERA, Rosell, INF/OF, 2018
 HERRMANN, LeRoy, P, 1935
 HERSHBERGER, Willard, C, 1938-40
 HERZOG, Buck, INF, 1914-16
 HETKI, John, P, 1945-48, '50
 HEUSSER, Ed, P, 1943-46
 HIGH, Andy, INF, 1932-33
 HILCHER, Whitey, P, 1931-32, '35-36
 HILL, Milton, P, 1991-93
 HILLER, Frank, P, 1952
 HILLMAN, Dave, P, 1962
 HINCHMAN, Bill, OF, 1905-06
 HINTON, Rich, P, 1976
 HITT, Roy, P, 1907

HOAK, Don, INF, 1957-58
 HOBBS, Bill, INF, 1913, '16
 HOBLITZELL, Dick, INF, 1908-14
 HOCK, Ed, OF, 1923-24
 HOERNER, Joe, P, 1977
 HOFFMAN, Guy, P, 1987
 HOGAN, Kenny, OF, 1921
 HOLBERT, Aaron, INF, 2005
 HOLCOMBE, Ken, P, 1948
 HOLDEN, Bill, OF, 1914
 HOLKE, Walter, INF, 1925
 HOLLAND, Mul, P, 1926
 HOLLANDSWORTH, Todd, OF, 2006
 HOLLINGSWORTH, Al, P, 1935-38
 HOLMBERG, David, P, 2014-15
 HOLT, Tyler, OF, 2015-16
 HOOK, Jay, P, 1957-61
 HOOKER, Cy, P, 1902-03
 HOOPER, Bob, P, 1955
 HOOVER, J.J., P, 2012-16
 HOPPER, Norris, OF, 2006-08
 HORSEY, Hanson, P, 1912
 HORST, Jeremy, P, 2011
 HOUSE, Frank, C, 1960
 HOUSEHOLDER, Paul, OF, 1980-84
 HOWARD, Thomas, OF, 1993-96
 HOWELL, Dixie, C, 1949-52
 HOWELL, Jay, P, 1980
 HOWELL, Millard, P, 1949
 HOY, Dummy, OF, 1894-97, 1902
 HUDEK, John, P, 1998-99
 HUDGENS, Jimmy, INF, 1925-26
 HUDSON, Luke, P, 2002, '04-05
 HUGGINS, Miller, INF, 1904-09
 HUGHES, Jared, P, 2018
 HUGHES, Keith, OF, 1993
 HUGHES, Tommy, P, 1948
 HUHN, Emil, C, 1916-17
 HULSWITT, Rudy, INF, 1908
 HUME, Tom, P, 1977-85, '87
 HUMMEL, Tim, INF, 2003-04
 HUMPHRIES, Bert, P, 1911-12
 HUNT, Ken, P, 1961
 HUNTER, Brian R., INF/OF, 1994-95
 HUNTER, Brian L., OF, 2000
 HUNTER, Ed, INF, 1933
 HURDLE, Clint, OF, 1982
 HURLEY, Jerry, C, 1901
 HUTCHINGS, Johnny, P, 1940-41
 HUTTON, Mark, P, 1998

I (5)

IGLESIAS, Raisel, P, 2015-2018
 INGERSOLL, Bob, P, 1914
 IRIBARREN, Hernan, INF/OF, 2016
 IRWIN, Charlie, OF, 1896-1901
 IZTURIS, Cesar, INF, 2013

J (48)

JABLONSKI, Ray, INF, 1955-56
 JACKSON, Al, P, 1969
 JACKSON, Damian, INF, 1997-98
 JACKSON, Danny, P, 1988-90
 JACKSON, Mike, P, 1995
 JACOBS, Art, P, 1939
 JACOBUS, Larry, P, 1918
 JAMES, Charlie, OF, 1965
 JANISH, Paul, INF, 2008-11
 JANSEN, Larry, P, 1956
 JARVIS, Kevin, P, 1994-97
 JAVIER, Julian, INF, 1972
 JAY, Joey, P, 1961-66
 JEFFCOAT, Hal, P, 1956-59
 JEFFERSON, Reggie, INF, 1991
 JEFFERSON, Stan, OF, 1991
 JENNINGS, Robin, OF, 2001
 JIMENEZ, D'Angelo, INF, 2003-05
 JOHNS, Ollie, P, 1905
 JOHNSON, Alex, OF, 1968-69
 JOHNSON, Bob, INF, 1968

JOHNSON, Brian, C, 1999
 JOHNSON, Darrell, C, 1961-62
 JOHNSON, Deron, INF, 1964-67
 JOHNSON, George "Chief", P, 1913-14
 JOHNSON, Hank, P, 1939
 JOHNSON, Jason, P, 2006
 JOHNSON, Ken, P, 1961
 JOHNSON, Si, P, 1928-36
 JOHNSON, Syl, P, 1934
 JOHNSTON, Doc, INF, 1909
 JONES, Chris, OF, 1991
 JONES, Jeff, INF/OF, 1983
 JONES, Mack, OF, 1968
 JONES, Sherman, P, 1961
 JONES, Todd, P, 2004
 JONES, Tracy, OF, 1986-88
 JONES, Willie, INF, 1959-61
 JOOST, Eddie, INF, 1936-37, '39-42
 JORDAN, Buck, INF, 1937-38
 JORDAN, Niles, P, 1952
 JORDAN, Ricardo, P, 1998
 JORGENSEN, Pinky, OF, 1937
 JORGENSEN, Ryan, C, 2007
 JUDE, Frank, OF, 1906
 JUDSON, Howie, P, 1953-54
 JUST, Joe, C, 1944-45
 JUUL, Herb, P, 1911

K (72)

KAHOE, Mike, C, 1895, 1899-1901
 KRAISER, Jeff, P, 1993
 KAMPOURIS, Alex, INF, 1934-38
 KANE, John, OF, 1907-08
 KARGER, Ed, P, 1909
 KASKO, Eddie, INF, 1959-63
 KATZ, Bob, P, 1944
 KAZAK, Eddie, INF, 1952
 KEARNS, Austin, OF, 2002-06
 KECK, Frank, P, 1922-23
 KEEFE, Bob, P, 1911-12
 KEISLER, Randy, P, 2005
 KELLEHER, Frank, OF, 1942-43
 KELLEY, Joe, INF/OF, 2002-06
 KELLY, Kenny, OF, 1905
 KELLNER, Alex, P, 1958
 KELLOGG, Bill, INF, 1914
 KELLUM, Win, P, 1904
 KELLY, Bob, P, 1953, '58
 KELLY, George, INF, 1927-30
 KELLY, Kenny, OF, 2005
 KELLY, Mike, OF, 1996-97
 KELLY, Roberto, OF, 1993-94
 KELSO, Bill, P, 1968
 KEMNER, Dutch, P, 1929
 KENNEDY, Bill, P, 1956-57
 KENNEDY, Junior, INF, 1974, '78-81
 KENNEDY, Vern, P, 1945
 KEOUGH, Marty, INF/OF, 1962-65
 KEPPINGER, Jeff, INF/OF, 2007-08
 KERN, Jim, P, 1982
 KERWIN, Dan, OF, 1903
 KESSINGER, Keith, INF, 1993
 KIESCHNICK, Brooks, INF/OF, 2000
 KILLEFER, Red, OF, 1914-16
 KIM, Sun-Woo, P, 2006
 KIMMICK, Wally, INF, 1921-23
 KING, Clyde, P, 1953
 KING, Hal, C, 1973-74
 KIPPERT, Ed, OF, 1914
 KIRBY, Clay, P, 1974-75
 KIVLEHAN, Patrick, INF/OF, 2016-17
 KLAUS, Bob, INF, 1964
 KLEE, Ollie, OF, 1925
 KLEINHANS, Ted, P, 1934, '37-38
 KLING, Johnny, C, 1913
 KLINGENBECK, Scott, P, 1998
 KLIPSTEIN, John, P, 1955-58, '62
 KLUSZEWSKI, Ted, INF, 1947-57
 KNETZER, Elmer, P, 1916-17
 KNICELY, Alan, C, 1983-85

KNIGHT, Ray, INF, 1974, '77-81
 KNISELY, Pete, OF, 1912
 KOELLING, Brian, INF, 1993
 KOENIG, Mark, INF, 1934
 KOESTNER, Elmer, P, 1914
 KOLP, Ray, P, 1927-34
 KONERKO, Paul, INF, 1998
 KONNICK, Mike, C/INF, 1909-10
 KONSTANTY, Jim, P, 1944
 KOPF, Larry, INF, 1916-17, '19-21
 KOSCO, Andy, OF, 1973-74
 KOSMAN, Mike, INF, 1944
 KOY, Ernie, OF, 1941-42
 KRAUSE, Charles, INF, 1901
 KRENCHICKI, Wayne, INF, 1982-85
 KRESS, Charlie, INF, 1947, '49
 KRIVDA, Rick, P, 1998
 KROON, Marc, P, 1998
 KRUGER, Art, OF, 1907
 KRUEGER, Ernie, C, 1925
 KYLE, Andy, OF, 1912

L (81)

LaCOSS, Mike, P, 1978-81
 LAKEMAN, Al, C, 1942-47
 LAMANNO, Ray, C, 1941-42, '46-48
 LaMARR, Ryan, OF, 2015
 LAMB, John, P, 2015-16
 LAMBERT, Clay, P, 1946-47
 LAMER, Pete, C, 1907
 LANDESTROY, Rafael, INF, 1981-83
 LANDRITH, Hobie, C, 1950-55
 LANDRUM, Bill, P, 1986-87, '93
 LANE, Jerry, P, 1954-55
 LANG, Don, INF, 1938
 LaPALME, Paul, P, 1956
 LARKIN, Andy, P, 2000
 LARKIN, Barry, INF, 1986-2004
 LARKIN, Stephen, INF, 1998
 LARSON, Brandon, INF, 2001-04
 LaROSS, Harry, OF, 1914
 LaRUE, Jason, C, 1999-2006
 LATOS, Mat, P, 2012-14
 LAWING, Garland, OF, 1946
 LAWLESS, Tom, INF, 1982, '84
 LAWRENCE, Brooks, P, 1956-60
 LAYANA, Tim, P, 1990-91
 LEACH, Tommy, OF, 1915
 LEAKE, Mike, P, 2010-15
 LEAR, King, P, 1914-15
 LEARY, Frank, P, 1907
 LEARY, Tim, P, 1989
 LeCURE, Sam, P, 2010-15
 LEE, Bob, P, 1967-68
 LEE, Cliff, OF, 1920
 LEE, Terry, INF, 1990-91
 LEHR, Justin, P, 2009
 LEIBRANDT, Charlie, P, 1979-82
 LERCHEN, George, OF, 1953
 LESLEY, Brad, P, 1982-84
 LEWIS, Darren, OF, 1995
 LEWIS, Fred, OF, 2011
 LEWIS, Mark, INF, 1995, 1999-2000
 LEWIS, Richie, P, 1997
 LIBKE, Al, OF, 1945-46
 LIDLE, Cory, P, 2004
 LILLQUIST, Derek, P, 1996
 LINCOLN, Mike, P, 2008-10
 LINDSEY, Jim, P, 1934
 LIPON, Johnny, INF, 1954
 LISEBEE, Hod, P, 1945
 LITWHLER, Danny, OF, 1948-51
 LIVELY, Bud, P, 1947-49
 LIVINGOOD, Wes, P, 1939
 LIVINGSTON, Bobby, P, 2007
 LIVINGSTON, Paddy, C, 1906
 LOBERT, Hans, INF, 1906-10
 LOCKE, Bobby, P, 1965
 LOCKLEAR, Gene, OF, 1973
 LOCKMAN, Whitey, INF, 1959-60

LOGAN, Bob, P, 1941
 LOHR, Howard, OF, 1914
 LOHRMAN, Bill, P, 1944
 LOHSE, Kyle, P, 2006-07
 LOMBARDI, Ernie, C, 1932-41
 LOPEZ, Felipe, INF, 2003-06
 LOPEZ, Luis, INF, 2005
 LOPEZ, Pedro, INF, 2007
 LOPEZ, Raffy, C, 2016
 LORENZEN, Michael, P, 2015-18
 LOUDEN, Baldy, INF, 1916
 LOWE, George, P, 1920
 LOWN, Turk, P, 1958
 LOWREY, Peanuts, OF, 1949-50
 LUCAS, Red, P, 1926-33
 LUDWICK, Ryan, OF, 2012-14
 LUEBBERS, Larry, P, 1993, 2000
 LUKON, Eddie, OF, 1941, '45-47
 LUM, Mike, OF, 1976-78
 LUQUE, Dolf, P, 1918-29
 LUTZ, Donald, OF, 2013-14
 LUTZ, Red, C, 1922
 LYNCH, Jerry, OF, 1957-63
 LYONS, Curt, P, 1996

M (165)

MABE, Bob, P, 1959
 MACHADO, Anderson, INF, 2004-05
 MacFAYDEN, Danny, P, 1935
 MacRAE, Scott, P, 2001
 MADISON, Scotti, INF, 1989
 MAGEE, Lee, INF, 1918
 MAGEE, Sherry, INF/OF, 1917-19
 MAGILL, Matt, P, 2016
 MAGOON, George, INF, 1901-03
 MAHLE, Tyler, P, 2017-18
 MAHLER, Rick, P, 1989-90
 MAHONEY, Dan, OF, 1911
 MAJEWSKI, Gary, P, 2006-08
 MALLOY, Bob, P, 1943-44, '46-47
 MALONEY, Billy, OF, 1902
 MALONEY, Jim, P, 1960-70
 MALONEY, Matt, P, 2009-11
 MANION, Clyde, C, 1932-34
 MANN, Les, OF, 1923
 MANUEL, Robert, P, 2009
 MANZANILLO, Josias, P, 2003
 MARKLE, Cliff, P, 1921-22
 MARQUARD, Rube, P, 1921
 MARQUIS, Bob, OF, 1953
 MARQUIS, Jason, P, 2015
 MARSANS, Armando, OF, 1911-14
 MARSHALL, Bill, INF, 1934
 MARSHALL, Max, OF, 1942-44
 MARSHALL, Sean, P, 2012-14
 MARSHALL, Willard, OF, 1952-53
 MARTIN, Barney, P, 1953
 MARTIN, Billy, INF, 1960
 MARTINEZ, Carmelo, INF/OF, 1991
 MARTINEZ, Dave, OF, 1992
 MARTINEZ, Pedro A., P, 1996-97
 MASHORE, Clyde, OF, 1969
 MASON, Del, P, 1906-07
 MASSET, Nick, P, 2008-11
 MATEO, Ruben, OF, 2002-03
 MATHEWSON, Christy, P, 1916
 MATTHEUS, Ryan, P, 2015
 MATTHEWS, Mike, P, 2004
 MATTECK, Bobby, INF, 1941-42
 MAY, Jackie, P, 1924-30
 MAY, Lee, INF, 1965-71
 MAYS, Carl, P, 1924-28
 MAYS, Joe, P, 2006
 McBETH, Marcus, P, 2007
 McBRIDE, Algie, OF, 1898-1901
 McCABE, Swat, OF, 1909-10
 McCARTHY, Bill, C, 1907
 McCARTHY, Tom, P, 1908
 McCLENDON, Lloyd, C/INF, 1987-88
 McCLUSKEY, Harry, P, 1915

McCOOL, Billy, P, 1964-68
 McCORMICK, Frank, INF, 1934, '37-45
 McCORMICK, Mike, OF, 1940-43, '46
 McCOSKY, Barney, OF, 1951
 McCracken, Quinton, OF, 2006
 McCURDY, Harry, INF, 1934
 McDONALD, Darnell, OF, 2009
 McDONALD, Tex, INF, 1912-13
 McELROY, Chuck, P, 1994-96
 McENANEY, Will, P, 1974-76
 McFADDEN, Barney, P, 1901
 McGAFFIGAN, Andy, P, 1984-85
 McGILVRAY, Bill, OF, 1908
 McGINN, Dan, P, 1968
 McGLOTHLIN, Jim, P, 1970-73
 McGrANER, Howard, P, 1912
 McGUIRE, Deck, P, 2017
 McGrIFF, Terry, C, 1987-90
 McINTIRE, Harry, P, 1913
 McKECHNIE, Bill, INF, 1916-17
 McKENRY, Limb, P, 1915-16
 McLAUGHLIN, Kid, OF, 1914
 McLEAN, Larry, C, 1906-12
 McLISH, Cal, P, 1960
 McMANUS, Joe, P, 1913
 McMILLAN, Roy, INF, 1951-60
 McMILLAN, Tommy, INF, 1910
 McMULLEN, Hugh, C, 1929
 McQUAID, Herb, P, 1923
 McQUEEN, Mike, P, 1974
 McQUILLAN, George, P, 1911
 McQUINN, George, INF, 1936
 McRAE, Hal, INF/OF, 1968, '70-72
 McWEENEY, Doug, P, 2010
 MEADOWS, Rufe, P, 1926
 MEDEIROS, Ray, INF, 1945
 MEEKER, Roy, P, 1926
 MEEKS, Sammy, INF, 1949-51
 MEINKE, Bob, INF, 1910
 MEISTER, Karl, OF, 1913
 MEJIAS, Sam, OF, 1979-81
 MELE, Dutch, OF, 1937
 MELE, Sam, OF, 1955
 MELLA, Keury, P, 2017-18
 MELVILLE, Tim, P, 2016
 MENENDEZ, Tony, P, 1992
 MENKE, Denis, INF, 1972-73
 MERCADO, Hector, P, 2000-01
 MERCKER, Kent, P, 1997, 2003, '05-06, '08
 MERRIMAN, Lloyd, OF, 1949-51, '54
 MERRITT, Jim, P, 1969-72
 MESNER, Steve, INF, 1943-45
 MESORACO, Devin, C, 2011-18
 MEUSEL, Bob, OF, 1930
 MEYER, Russ, P, 1956
 MICHALAK, Chris, P, 2006
 MIDKIFF, Ezra, INF, 1909
 MIKISS, Eddie, INF, 1958
 MILLER, Bob, P, 1962
 MILLER, Corky, C, 2001-04, '09-10, '13
 MILLER, Doc, OF, 1914
 MILLER, Eddie, INF, 1936-37, '43-47
 MILLER, Ward, OF, 1909-10
 MILLIGAN, Randy, INF, 1993
 MILNER, Eddie, OF, 1980-86, '88
 MILTON, Eric, P, 2005-07
 MINAHAN, Cotton, P, 1907
 MINARCIN, Rudy, P, 1955
 MINUTELLI, Gino, P, 1990-91
 MITCHELL, Clarence, P, 1916-17
 MITCHELL, Keith, OF, 1996
 MITCHELL, Kevin, OF, 1993-94, '96
 MITCHELL, Mike, OF, 1907-12
 MITCHELL, Roy, P, 1918-19
 MODAK, Mike, P, 1945
 MOEHLER, Brian, P, 2002
 MOELLER, Chad, C, 2007
 MOLLWITZ, Fritz, INF, 1914-16
 MONTGOMERY, Jeff, P, 1987

MOORE, Dee, C, 1936-37
 MOORE, Gene, Sr., P, 1912
 MOORE, Gene, Jr., OF, 1931
 MOORE, Johnny, OF, 1933-34
 MOORE, Marcus, P, 1996
 MOORE, Whitey, P, 1936-42
 MOOTY, Jake, P, 1936-37
 MORAN, Herbie, OF, 1914
 MOREJON, Dan, OF, 1958
 MORGAN, Cy, P, 1913
 MORRIS, Joe, INF, 1972-79
 MORGAN, Mike, P, 1996-97
 MORIARTY, Bill, INF, 1909
 MORRIS, A.J., P, 2016
 MORRIS, Hal, 1B, 1990-97, 1999-2000
 MORRISSEY, Jack, INF, 1902-03
 MORRISSEY, Jo-Jo, INF, 1932-33
 MOSCOT, Jon, P, 2015-16
 MOSELEY, Earl, P, 1916
 MOSEER, Arnie, OF, 1937
 MOSKAU, Paul, P, 1977-81
 MOSS, Howie, INF/OF, 1946
 MOTTOLA, Chad, OF, 1996
 MOWREY, Mike, INF, 1905-09
 MUELLER, Ray, C, 1943-44, '46-49
 MURPHY, Dick, INF, 1954
 MURPHY, Rob, P, 1985-88
 MURRAY, Daie, P, 1977-78
 MYERS, Billy, INF, 1935-40
 MYERS, Hy, OF, 1925
 MYERS, Randy, P, 1990-91
 MYETTE, Aaron, P, 2004

N (35)

NAKTENIS, Pete, P, 1939
 NAPIER, Buddy, P, 1920-21
 NAVARRO, Dioner, C, 2012
 NEAGLE, Dennis, P, 1999-2000
 NEAL, Charlie, INF, 1963
 NEALE, Greasy, OF, 1916-22, '24
 NEGRON, Christopher, IF/OF, 2012, 2014-15
 NEHF, Art, P, 1926-27
 NELSON, Emmett, P, 1935-36
 NELSON, Red, P, 1913
 NELSON, Roger, P, 1973-74
 NEVEL, Ernie, P, 1953
 NEWCOMBE, Don, P, 1958-60
 NEWTON, Doc, P, 1900-01
 NICHOLS, Chet, P, 1964
 NIGHTING, Chris, P, 2015
 NIEHAUS, Al, INF, 1925
 NIEHOFF, Bert, INF, 1913-14
 NIEMES, Jack, P, 1943
 NIEVES, Melvin, OF, 1998
 NIGGELING, Johnny, P, 1939
 NITKOWSKI, C.J., P, 1995
 NIX, Laynce, OF, 2009-10
 NOCE, Paul, INF, 1990
 NOLAN, Gary, P, 1967-73, '75-77
 NOLAN, Joe, C, 1980-81
 NORIEGA, John, P, 1969-70
 NORMAN, Fred, P, 1973-79
 NORTHEM, Hub, OF, 1911
 NORTHEY, Ron, OF, 1950
 NORTON, Phil, OF, 2003-04
 NOTTEBART, Don, P, 1966-67
 NUNN, Howie, P, 1961-62
 NUNNALLY, Jon, OF, 1997-99
 NUXHALL, Joe, P, '44, 1952-60, '62-66

O (29)

OAKES, Rebel, OF, 1909
 O'BERRY, Mike, C, 1981-82
 O'BRIEN, Pete, INF, 1901
 OCHOA, Alex, OF, 2000-01
 ODWELL, Fred, OF, 1904-07
 OESTER, Ron, INF, 1978-90
 O'FARRELL, Bob, C, 1934
 OGDEN, Jack, P, 1931-32

OHLENDORF, Ross, P, 2016
 OLDHAM, John, P, 1956
 OLIVER, Joe, C, 1989-94, '96-97
 OLMEDO, Ray, INF, 2003-06
 OLSON, Ivy, INF, 1915
 ONDRUSEK, Logan, P, 2010-14
 O'NEILL, Mike, OF, 1907
 O'NEILL, Paul, OF, 1985-92
 O'NEILL, Peaches, C/INF, 1904
 ORTIZ, Ramon, P, 2005
 OSBURN, Pat, P, 1974
 OSTEEEN, Claude, P, 1957, '59-61
 OSTEEEN, Darrell, P, 1965-67
 O'TOOLE, Jim, P, 1958-66
 O'TOOLE, Marty, P, 1908
 OUTLAW, Jimmy, INF, 1937-38
 OVERALL, Orval, P, 1905-06
 OWCHINKO, Bob, P, 1984
 OWENS, Eric, INF/OF, 1995-97
 OWENS, Jim, P, 1963
 OWINGS, Micah, P, 2008-10

P (87)

PACHECO, Jordan, INF/OF, 2016
 PACILLO, Pat, P, 1987-88
 PACKARD, Gene, P, 1912-13
 PADILLA, Juan, P, 2004
 PALYS, Stan, OF, 1955-56
 PAPPAS, Milt, P, 1966-68
 PARIS, Kelly, INF, 1983
 PARKER, Dave, OF, 1984-87
 PARKER, Doc, P, 1901
 PARRA, Manny, P, 2013-15
 PARRIS, Steve, P, 1998-2000
 PARTCH, Curtis, P, 2013-14
 PASCUAL, Camilo, P, 1969
 PASKERT, Dode, OF, 1907-10, '21
 PASTORE, Frank, P, 1979-85
 PATTERSON, Claire, OF, 1909
 PATTERSON, Corey, OF, 2008
 PAUL, Xavier, OF, 2012-13
 PAUXTIS, Si, C, 1909
 PAVLETICH, Don, C, 1957, '59, '62-68
 PEARCE, Ducky, C, 1908-09
 PEARCE, Jim, P, 1954-55
 PEARSON, Monte, P, 1941
 PEGUES, Steve, OF, 1994
 PEITZ, Heinie, C/INF, 1896-1904
 PELLAGRINI, Eddie, INF, 1952
 PENA, Braylan, C/1B, 2014-15
 PENA, Jose, P, 1969
 PENA, Orlando, P, 1958-60
 PENA, Wily Mo, OF, 2002-05
 PENDELTON, Jim, INF/OF, 1959
 PENDELTON, Terry, INF, 1997
 PENNINGTON, Brad, P, 1995
 PENNINGTON, Cliff, INF, 2018
 PERALTA, Wandy, P, 2016-18
 PERAZA, José, INF, 2016-18
 PEREZ, Eduardo, INF, 1996-98
 PEREZ, Miguel, C, 2005
 PEREZ, Tony, INF, 1964-76, '84-86
 PERKOWSKI, Harry, P, 1947, '49-54
 PERRY, Pat, P, 1987-88
 PERRY, Scott, P, 1917
 PETAGINE, Roberto, INF, 1998
 PETERSON, Kent, P, 1944, '47-51
 PETOSKY, Ted, OF, 1934-35
 PETTYJOHN, Adam, P, 2008
 PHELAN, Art, INF, 1910, '12
 PHELPS, Ed, C, 1905-06
 PHILLIPS, Andy, INF, 2008
 PHILLIPS, Bill, P, 1895, 1899-1903
 PHILLIPS, Brandon, INF, 2006-16
 PHILLIPS, Damon, INF, 1942
 PHIPPS, Denis, OF, 2012
 PICINICH, Val, C, 1926-28
 PICK, Eddie, OF, 1923-24
 PICKERING, Calvin, INF, 2001
 PICONE, Mario, P, 1954
 PIERSOLL, Chris, P, 2001

PIET, Tony, INF, 1934-35
 PILLETTE, Herman, P, 1917
 PINEDA, Luis, P, 2002
 PINELLI, Babe, INF, 1922-27
 PINSON, Vada, OF, 1958-68
 PIPP, Wally, INF, 1926-28
 PITTINGER, Pinky, INF, 1927-29
 PLUMMER, Bill, C, 1970-77
 POBBIELAN, Bud, P, 1952-55, '57
 POLAND, Hugh, C, 1947-48
 POLIVKA, Ken, P, 1947
 POOL, Harlin, OF, 1934-35
 POOLE, Ed, P, 1902-03
 PORTUGAL, Mark, P, 1995-96
 POST, Wally, OF, 1949, '51-57, '60-63
 POWELL, Bill, P, 1913
 POWELL, Ross, P, 1993
 POWER, Ted, P, 1983-87, 1991
 POWERS, Johnny, OF, 1959
 PRAMESA, Johnny, C, 1949-51
 PRICE, Joe, P, 1980-86
 PRIEST, Eddie, P, 1998
 PROTHRO, Doc, INF, 1926
 PROUGH, Bill, P, 1912
 PUGH, Tim, P, 1992-96
 PULEO, Charlie, P, 1983-84
 PURDY, Pid, OF, 1927-29
 PURKEY, Bob, P, 1958-64
 PYLLE, Harlan, P, 1928

Q (5)

QUACKENBUSH, Kevin, P, 2018
 QUEEN, Mel, P/OF, 1964-69
 QUINN, Jack, P, 1933
 QUINN, Joe, INF, 1900
 QUIÑONES, Luis, INF, 1988-91

R (110)

RABE, Charlie, P, 1957-58
 RACKLEY, Marvin, OF, 1950
 RAFFLESBERGER, Ken, P, 1947-54
 RAGAN, Pat, P, 1909
 RAINEY, Tanner, P, 2018
 RAMIREZ, Elizardo, P, 2005-07
 RAMIREZ, JC, P, 2016
 RAMIREZ, Ramon, P, 2008-09
 RAMOS, Chucho, OF, 1944
 RAMOS, Pedro, P, 1969
 RAMSDELL, Willie, P, 1950-51
 RANDA, Joe, INF, 2005
 RANDALL, Scott, P, 2003
 RARIDEN, Bill, C, 1919-20
 RASMUSSEN, Dennis, P, 1987-88
 RATH, Morrie, INF, 1919-20
 RAWLINGS, Johnny, INF, 1914
 REAGAN, Rip, P, 1903
 REARDON, Jeff, P, 1993
 REDMOND, Todd, P, 2012
 REDUS, Gary, OF, 1982-85
 REED, Cody, P, 2016-18
 REED, Jeff, C, 1988-92
 REED, Rick, P, 1995
 REESE, Pokey, INF, 1997-01
 REGAN, Mike, P, 1917-19
 REHG, Wally, OF, 1919
 REINEKE, Chad, P, 2011
 REITH, Brian, P, 2001, '03-04
 REITSMA, Chris, P, 2001-03
 REMLINGER, Mike, P, 1995-98
 RENDA, Tony, INF, 2016
 RENTERIA, Edgar, INF, 2011
 RETTENMUND, Merv, OF, 1974-75
 REUSS, Jerry, P, 1987
 REYES, Denny, P, 1998-2001
 REYES, Jesús, P, 2018
 REYNOLDS, Greg, P, 2013
 RHODES, Arthur, P, 2009-10
 RHODES, Charlie, P, 1908
 RIBANT, Dennis, P, 1969
 RICE, Harry, OF, 1933
 RICE, Len, C, 1944

RICHAH, Danny, INF, 2008-09
 RICHARDS, Duane, P, 1960
 RICHARDSON, Jeff, INF, 1989
 RICHARDSON, Nolen, INF, 1938-39
 RICHMOND, Beryl, P, 1934
 RICKERT, Marv, OF, 1948
 RICONDA, Harry, INF, 1930
 RIDDLE, Elmer, P, 1939-45, '47
 RIDDLE, Johnny, C, 1941, '44-45
 RIDZIK, Steve, P, 1955
 RIEDLING, John, P, 2000-04
 RIGGS, Lew, INF, 1935-40
 RIJO, Jose, P, 1988-95, 2001-02
 RING, Jimmy, P, 1917-20
 RIPPLE, Jimmy, OF, 1940-41
 RITCHIE, Jay, P, 1968
 RIVERA, Ruben, OF, 2001
 RIXEY, Eppa, P, 1921-33
 RIZZO, Johnny, OF, 1940
 ROBELLO, Tony, INF, 1933-34
 ROBERTS, Bip, INF/OF, 1992-93
 ROBERTSON, Dick, P, 1913
 ROBINSON, Derrick, OF, 2013
 ROBINSON, Floyd, OF, 1967
 ROBINSON, Frank, OF, 1956-65
 ROBINSON, Kerry, OF, 1999
 ROBINSON, Rabbit, INF, 1910
 ROBINSON, Ron, P, 1984-90
 RODGERS, Bill, INF, 1915-16
 RODRIGUEZ, Felix, P, 1997
 RODRIGUEZ, Frankie, P, 2001
 RODRIGUEZ, Henry, INF, 2012-13
 RODRIGUEZ, Rosario, P, 1989-90
 RODRIGUEZ, Yorman, OF, 2014
 ROENICKE, Josh, P, 2008-09
 ROENICKE, Ron, OF, 1988
 ROESLER, Mike, P, 1989
 ROETTGER, Wally, OF, 1931-33
 ROGGE, Clint, P, 1921
 ROJAS, Cookie, INF, 1962
 ROLEN, Scott, 3B, 2009-12
 ROMANO, Jason, OF, 2004-05
 ROMANO, Sal, P, 2017-18
 ROOMES, Rolando, OF, 1989-90
 ROPER, John, P, 1993-95
 ROSALES, Adam, INF, 2008-09
 ROSE, Pete, INF/OF, 1963-78, '84-86
 ROSE, Pete, Jr., INF, 1997
 ROSS, Cliff, P, 1954
 ROSS, Cody, OF, 2006
 ROSS, David, C, 2006-08
 ROSSI, Joe, C, 1952
 ROTH, Frank, C, 1909-10
 ROUSH, Edd, OF, 1916-26, '31
 ROWAN, Jack, P, 1908-10, '13-14
 ROWDON, Wade, INF, 1984-86
 RUBERTO, Sonny, C, 1972
 RUDOLPH, Don, P, 1959
 RUETHER, Dutch, P, 1917-20
 RUFFIN, Johnny, P, 1993-96
 RUIZ, Chico, INF, 1964-69
 RUNNELLS, Tom, INF, 1985-86
 RUSIE, Amos, P, 1901
 RUSKIN, Scott, P, 1992-93
 RUSSELL, Jeff, P, 1983-84
 RYAN, B.J., J, 1999
 RYAN, Connie, INF, 1950-51, '54

S (189)

SAARLOOS, Kirk, P, 2007
 SABO, Chris, INF, 1988-93, '96
 SADLER, Donnie, INF, 2001
 SALKELD, Roger, P, 1996
 SALMON, Brad, P, 2007
 SALLEE, Slim, P, 1919-20
 SAMPSON, Keyvius, P, 2015-16
 SAMUEL, Juan, INF, 1993
 SANBERG, Gus, C, 1923-24
 SANCHEZ, Jesus, P, 2004
 SANCHEZ, Raul, P, 1957, '60
 SANDERS, Deion, OF, 1994-95, 97, 2001

SANDERS, Reggie, OF, 1991-98
 SANDERS, Roy, P, 1917
 SANFORD, Mo, P, 1991
 SANTIAGO, Benito, C, 1995, 2000
 SANTIAGO, Ramon, INF, 2014
 SANTO DOMINGO, Rafael, INF, 1979
 SANTOS, Victor, P, 2007
 SAPPAL, Dave, OF, 2011
 SARDINHA, Dane, C, 2003, '05
 SARMIENTO, Manny, P, 1976-79
 SAUER, Hank, OF, 1941-42, '45, '48-49
 SAVAGE, Ted, OF, 1969
 SAVIDGE, Ralph, P, 1908-09
 SAVRANSKY, Moe, P, 1954
 SCANTLEBURY, Pat, P, 1956
 SCARSELLA, Les, INF, 1935-37, '39
 SCHAFFER, Jimmie, C, 1968
 SCHEBLER, Scott, OF, 2016-18
 SCHEFFING, Bob, C, 1950-51
 SCHEINBLUM, Richie, OF, 1973
 SCHERRER, Bill, P, 1982-84, '87
 SCHLEI, George, C, 1904-08
 SCHMIDT, Bob, C, 1961
 SCHMIDT, Willard, P, 1958-59
 SCHMITZ, Johnny, P, 1952
 SCHNEIDER, Pete, P, 1914-18
 SCHNELL, Karl, P, 1922-23
 SCHOENEWEIS, Scott, P, 2006
 SCHOTT, Gene, P, 1935-38
 SCHOUREK, Pete, P, 1994-97
 SCHREIBER, Barney, P, 1911
 SCHREIBER, Hank, INF, 1919
 SCHULMERICH, Wes, OF, 1934
 SCHULT, Art, INF/OF, 1956-57
 SCHULTZ, Howie, INF, 1948
 SCHULTZ, Joe, OF, 1925
 SCHULTZ, Mike, P, 1947
 SCHULZ, Al, P, 1916
 SCHUMAKER, Skip, INF/OF, 2014-15
 SCOTT, Dick, P, 1901
 SCOTT, Donnie, C, 1991
 SCOTT, Ed, P, 1900
 SCOTT, Everett, INF, 1926
 SCOTT, Jack, P, 1922
 SCUDDER, Scott, P, 1989-91
 SEAVER, Tom, P, 1977-82
 SEBRA, Bob, P, 1989
 SEBRING, Jimmy, OF, 1904-05
 SECORY, Frank, OF, 1942
 SEE, Charlie, OF, 1919-21
 SELBY, Bill, INF, 2001
 SELSKY, Steve, OF, 2016
 SEMINICK, Andy, C, 1952-55
 SERAFINI, Danny, P, 2003
 SERVICE, Scott, P, 1993-94, '96-97
 SEVEREID, Hank, C, 1911-13
 SEXTON, Chris, INF, 2000
 SEYMOUR, Cy, OF, 1902-06
 SHACKELFORD, Brian, P, 2005-06
 SHACKELFORD, Kevin, P, 2017-18
 SHAMSKY, Art, OF, 1965-67
 SHANER, Wally, INF/OF, 1929
 SHAUTE, Joe, P, 1934
 SHAW, Jeff, P, 1996-98
 SHEAN, Dave, INF, 1917
 SHECKARD, Jimmy, OF, 1913
 SHEARN, Tom, P, 2007
 SHEEHAN, Tom, P, 1924-25
 SHEVLIN, Jimmy, INF, 1932, '34
 SHIRLEY, Bob, P, 1982
 SHIVER, Ivey, OF, 1934
 SHOFFNER, Milt, P, 1939-40
 SHOKES, Eddie, INF, 1941, '46
 SHORT, Bill, P, 1969
 SHORTEN, Chick, OF, 1924
 SHOUN, Clyde, P, 1942-44, '46-47
 SICKING, Eddie, INF, 1920
 SIEGLE, Johnny, OF, 1905-06
 SIERRA, Candy, P, 1988
 SIERRA, Ruben, OF, 1997
 SIGAFOOS, Frank, INF, 1931

SILVA, Jose, P, 2002
 SILVERA, AI, OF, 1955-56
 SIMMONS, AI, OF, 1939
 SIMON, Alfredo, P, 2012-14, 2016
 SIMPSON, Allan, P, 2005
 SIMPSON, Dick, OF, 1966-67
 SIMPSON, Wayne, P, 1970-72
 SIMS, Lucas, P, 2018
 SINCOCK, Bert, P, 1908
 SIPEK, Dick, OF, 1945
 SISLER, Dave, P, 1962
 SISLER, Dick, OF, 1952
 SKAUGSTAD, Dave, P, 1957
 SKINNER, Bob, OF, 1963-64
 SLADE, Gordon, INF, 1934-35
 SLAGLE, Walt, P, 1910
 SMILEY, John, P, 1993-97
 SMITH, Bob, P, 1933
 SMITH, Chick, P, 1913
 SMITH, Elmer E, OF/P, 1886-89, 1898-1900
 SMITH, Elmer J., OF, 1925
 SMITH, Frank E., P, 1911-12
 SMITH, Frank T., P, 1950-54, '56
 SMITH, Fred, P, 1907
 SMITH, George, P, 1918
 SMITH, Hal, C, 1964
 SMITH, Harry, C, 1917-18
 SMITH, Jimmy, INF, 1919
 SMITH, Jordan, P, 2010-11
 SMITH, Josh, P, 2015-16
 SMITH, Lee, RHP, 1996
 SMITH, Mike, P, 1984-86
 SMITH, Milt, INF, 1955
 SMITH, Paul, OF, 1916
 SMITH, Pete, P, 1995
 SMITH, Willie, INF, 1971
 SMITHERMAN, Stephen, OF, 2003
 SMOOT, Homer, OF, 1906
 SNIDER, Van, OF, 1988-89
 SOMSEN, Layne, P, 2016
 SOTO, Mario, P, 1977-88
 SOTO, Neftali, INF, 2013-14
 SPADE, Bob, P, 1907-10
 SPENCER, Daryl, INF, 1963
 SPLILMAN, Harry, INF, 1978-81
 SPRADLIN, Jerry, P, 1993-94, '96
 SPRAGUE, Ed, P, 1971-73
 SPRINGER, Brad, P, 1926
 SPRINGER, Russ, P, 2010
 STAHL, Larry, OF, 1973
 STALEY, Gerry, P, 1955
 STALLCUP, Virgil, INF, 1947-52
 STANAGE, Oscar, C, 1906
 STANDRIDGE, Jason, P, 2005-06
 STANTON, Mike, P, 2007
 STARR, Ray, P, 1941-43
 ST. CLAIRE, Randy, P, 1988
 STEIN, Justin, INF, 1938
 STEINFELDT, Harry, INF, 1898-1905
 STENSON, Darnell, OF, 2003
 STEPHENS, Jackson, P, 2017-18
 STEPHENSON, Robert, P, 2016-18
 STEWART, Jim, INF/OF, 1969-71
 STEWART, Mark, C, 1913
 STILLWELL, Kurt, INF, 1986-87
 STIMMEL, Archie, P, 1900-02
 STINNETT, Kelly, C, 2001-03
 STINE, Lee, P, 1936
 STONE, Ricky, P, 2005, '07
 STONE, Rocky, P, 1943
 STOREN, Drew, P, 2017
 STOUT, Allyn, P, 1933-34
 STRAILY, Dan, P, 2016
 STREET, Gabby, C, 1904-05
 STRELECKI, Ed, P, 1931
 STRIPP, Joe, INF, 1928-31
 STUBBS, Drew, OF, 2009-12
 STUPER, John, P, 1985
 STYLE, Lena, C, 1930-31
 STYNES, Chris, INF/OF, 1997-2000

SUÁREZ, Eugenio, INF, 2015-18
 SUGGS, George, P, 1910-13
 SUKEFORTH, Clyde, C, 1926-31
 SULLIVAN, Billy, INF, 1935
 SULLIVAN, Scott, P, 1995-03
 SULLIVAN, Tom, C, 1925
 SUMMERS, Champ, OF, 1977-79
 SUTKO, Glenn, C, 1990-91
 SUTTHOFF, Jack, P, 1901, '03-04
 SUTTON, Drew, INF/OF, 2009-10
 SWANSON, Evar, OF, 1929-30
 SWARTZ, Dazzy, P, 1920
 SWEENEY, Mark, OF, 1999
 SWINDELL, Greg, P, 1992
 SZKERMSTEDT, Len, P, 1901-02
 SZEWELY, Joe, OF, 1953

T (48)

TABAKA, Jeff, P, 1997
 TANNEHILL, Jesse, P, 1894, 1911
 TAPPE, Ted, INF, 1950-51
 TARASCO, Tony, OF, 1998
 TATUM, Craig, C, 2009
 TATUM, Tommy, OF, 1947
 TAUBENSEE, Eddie, C, 1994-2000
 TAVERAS, Joe, OF, 2009
 TAYLOR, Ben, P, 1912
 TAYLOR, Joe, OF, 1957
 TAYLOR, Reggie, OF, 2002-03
 TAYLOR, Sammy, C, 1963
 TEKULVE, Kent, P, 1989
 TEMPLE, Johnny, INF, 1952-59, '64
 TERRY, Scott, P, 1986
 THEIS, Jack, P, 1920
 THEVENOW, Tommy, INF, 1936
 THIELMAN, Henry, P, 1902
 THOMAS, Frank, INF/OF, 1959
 THOMPSON, Daryl, P, 2008, '11
 THOMPSON, Gene, P, 1939-42
 THORPE, Jim, OF, 1917
 THURMAN, Bob, OF, 1955-59
 TIBBS, Jay, P, 1984-85
 TIEMEYER, Ed, P, 1906-07
 TIMMONS, Ozzie, OF, 1997
 TINKER, Joe, INF, 1913
 TIPTON, Eric, OF, 1942-45
 TOLAN, Bobby, OF, 1969-70, '72-73
 TOLIVER, Fred, P, 1984
 TOMKO, Brett, P, 1997-99
 TOMLIN, Dave, P, 1972-73, '78-80
 TOMPKINS, Chuck, P, 1912
 TONEY, Fred, P, 1915-18
 TORRES, Angel, P, 1977
 TOZER, Bill, P, 1908
 TRAHAN, Blake, INF, 2018
 TREADWAY, Jeff, INF, 1987-88
 TREVIÑO, Alex, C, 1982-84, '90
 TRILLO, Manny, INF, 1989
 TSITOURIS, John, P, 1962-68
 TUBBS, Greg, OF, 1993
 TUCKER, Michael, OF, 1999-2001
 TUCKER, Preston, OF, 2018
 TURNER, Jim, P, 1940-42
 TURNER, Stuart, C, 2017
 TWINING, Twink, P, 1916
 TWOMBLY, George, OF, 1914-16

U (4)

UHLAENDER, Ted, OF, 1972
 UHLER, Maury, OF, 1914
 UNSER, Al, C, 1945
 USHER, Bob, OF, 1946-47, '50-51

Y (28)

VAIL, Mike, OF, 1981-82
 VALAICA, Chris, INF, 2010-11
 VALDEZ, Wilson, INF, 2012
 VALENT, Eric, OF, 2003
 VALENTIN, Javier, C, 2004-08
 VALENTINE, Corky, P, 1954-55
 VALENTINE, Joe, P, 2003-05
 VAN GORDER, Dave, C, 1982, '84-86
 VAN POPPEL, Todd, P, 2003-04
 VANCE, Dazzy, P, 1934
 VANDER MEER, Johnny, P, 1937-43, 1946-49
 VANDER WAL, John, OF, 2004
 VARSHO, Gary, OF, 1993
 VAUGHN, Greg, OF, 1999
 VENABLE, Max, OF, 1985-87
 VICKERS, Rube, P, 1902
 VILLARREAL, Pedro, P, 2012-15
 VILLONE, Ron, P, 1999-2000
 VINCEJ, Zach, INF, 2017
 VIOLA, Frank, P, 1995
 VIOLA, Pedro, P, 2009
 VOLLMER, Clyde, OF, 1942, '46-48
 VOLQUEZ, Edinson, P, 2008-11
 VOLZ, Jake, P, 1908
 VON KOLNITZ, Fritz, INF, 1914-15
 VOTTO, Joey, 1B, 2007-18
 VOWINKEL, Rip, P, 1905
 VUKOVICH, John, INF, 1975

W (97)

WAGNER, Joe, INF, 1915
 WAGNER, Ryan, P, 2003-05
 WAHL, Kermit, INF, 1944-45, '47
 WALDROP, Kyle, OF, 2015-16
 WALKER, Curt, OF, 1924-30
 WALKER, Duane, OF, 1982-85
 WALKER, Fred, P, 1910
 WALKER, Gee, OF, 1942-45
 WALKER, Harry, OF, 1949
 WALKER, Hub, OF, 1936-37
 WALKER, Todd, INF, 2001-02
 WALKER, Tom, P, 1904-05
 WALLACH, Chad, C, 2017
 WALLS, Lee, OF, 1960
 WALTERS, Bucky, P, 1938-48
 WALTERS, Ken, OF, 1963
 WALTON, Jerome, OF, 1994-95
 WANER, Lloyd, OF, 1941
 WANNINGER, Paul, INF, 1927
 WARD, Jay, INF, 1970
 WASHBURN, Ray, P, 1970
 WATKINS, Pat, OF, 1997-98
 WATSON, Brandon, OF, 2006
 WATSON, Mark, P, 2003
 WEATHERS, David, P, 1998, 2005-09
 WEAVER, Jim, P, 1938-39
 WEBER, Ben, P, 2005
 WEHMEIER, Herm, P, 1945, '47-54
 WEIMER, Jake, P, 1906-08
 WEINTRAUB, Phil, OF, 1937
 WEISS, Zack, P, 2018
 WELLS, David, P, 1995
 WELLS, Kip, P, 2009
 WELSH, Chris, P, 1986
 WERBER, Bill, INF, 1939-41
 WERNER, Don, C, 1975-78, '80
 WEST, Dick, C/OF, 1938-43
 WEST, Max, OF, 1946
 WESTLAKE, Wally, OF, 1952
 WEYHING, Gus, P, 1901
 WHEELER, George, OF, 1910
 WHISENANT, Pete, OF, 1957-61

WHITE, Gabe, P, 1997-2000, '02-04
 WHITE, Jack, INF, 1927-28
 WHITE, Jo-Jo, OF, 1944
 WHITE, Rick, P, 2006
 WHITFIELD, Fred, INF, 1968-69
 WICKANDER, Kevin, P, 1993
 WICKER, Bob, P, 1906
 WICKLAND, Al, OF, 1913
 WIEAND, Ted, P, 1958, '60
 WIGGS, Jimmy, P, 1903
 WIGHT, Bill, P, 1958
 WILCOX, Milt, P, 1970-71
 WILLIAMS, Dallas, OF, 1983
 WILLIAMS, Dave, P, 2006
 WILLIAMS, Denny, OF, 1921
 WILLIAMS, Dewey, C, 1948
 WILLIAMS, Frank, P, 1987-88
 WILLIAMS, Ken, OF, 1915-16
 WILLIAMS, Mason, OF, 2018
 WILLIAMS, Todd, P, 1998
 WILLIAMS, Woody, INF, 1943-45
 WILLIAMSON, Scott, P, 1999-2003
 WILLIS, Carl, P, 1984-86
 WILLIS, Dontrelle, P, 2011
 WILLIS, Ted, P, 1962
 WILSON, Dan, C, 1992-93
 WILSON, Jimmie, C, 1939-40
 WILSON, Nigel, OF, 1995
 WILSON, Paul, P, 2003-05
 WINCHESTER, Scott, P, 1997-01
 WINGO, Ivy, C, 1915-26, 1929
 WINKER, Jesse, OF, 2017-18
 WINNINGHAM, Herm, OF, 1988-91
 WISE, Dewayne, OF, 2006-07
 WISLER, Matt, P, 2018
 WISTERT, Whitey, P, 1934
 WOHLERS, Mark, P, 2000-01
 WOJCIECHOWSKI, Asher, P, 2017
 WOJF, Ray, INF, 1927
 WOLTER, Harry, OF, 1907
 WOMACK, Tony, IF, 2006
 WOOD, Blake, P, 2016-17
 WOOD, Bob, C/INF, 1898-1900
 WOOD, Harry, OF, 1903
 WOOD, Jake, OF, 1967
 WOOD, Travis, P, 2010-11
 WOODRUFF, Orville, INF, 1904, '10
 WOODWARD, Woody, INF, 1968-71
 WORRS, Ralph, P, 1912-13
 WORTHINGTON, Al, P, 1963-64
 WORTHINGTON, Craig, INF, 1995
 WRIGHT, Daniel, P, 2016
 WRIGHT, Rick, C, 1992
 WYROSTEK, Johnny, OF, 1948-52
 WYSONG, Biff, P, 1930-32

X (0)

Y (7)

YAN, Esteban, P, 2006
 YANGLING, Earl, P, 1914
 YOUNG, Babe, INF, 1947-48
 YOUNG, Del, OF, 1909
 YOUNG, Dmitri, INF/OF, 1998-2001
 YOUNG, Pep, INF, 1941
 YOUNGBLOOD, Joel, OF, 1976, '89

Z (8)

ZACHRY, Pat, P, 1976-77
 ZAHNISER, Paul, P, 1929
 ZANNI, Dom, P, 1963, '65-66
 ZIENTARA, Benny, INF, 1941, '46-48
 ZIMMER, Don, INF, 1962
 ZIMMERMAN, Jerry, C, 1961
 ZITZMANN, Billy, OF, 1919, '25-29
 ZUVERINK, George, P, 1954



NATIONAL BASEBALL HALL OF FAME AND MUSEUM

25 Main Street, Cooperstown, New York 13326

Phone: (607) 547-7200

Public Relations: (607) 547-0215

E-mail address: info@baseballhall.org

Website: baseballhall.org

Summer Hours: Memorial Day Weekend - Labor Day Weekend: 9 a.m. to 9 p.m.

Regular Hours: 9 a.m. to 5 p.m.

Holiday Closings: Thanksgiving Day, Christmas Day, and New Year's Day.

DIRECTORY: Jane Forbes Clark (Chairman), Joe Morgan (Vice Chairman), Jeff Idelson (President), Jeff Jones (Senior Vice President of Finance and Administration), Sean Gahagan (Vice President, Retail Merchandising & Licensing), Erik Strohl (Vice President, Exhibitions and Collections), Ken Meifert (Vice President, Sponsorship & Development)
RESEARCH AND LIBRARY CONTACTS: Jim Gates (Librarian)
PR CONTACTS: Jon Shestakofsky (Vice President, Communications & Education) and Craig Muder (Communications Director)

HALL OF FAME WEEKEND 2019: July 19-22

Class of 2019: Harold Baines, Roy Halladay, Edgar Martinez, Mike Mussina, Mariano Rivera and Lee Smith

Awards Presentation: Sat. July 20, 4:30 p.m. ET **Induction:** Sun. July 21, 1:30 p.m. ET, Clark Sports Center

REDS IN THE HALL OF FAME

A total of 45 former players, managers and executives in the Hall of Fame spent all or part of their professional careers with the Cincinnati Reds, including 2019 electee Lee Smith. Ten Hall of Famers spent a majority of their careers in a Reds uniform, including Johnny Bench, Barry Larkin, Ernie Lombardi, Bill McKechnie, Bid McPhee, Joe Morgan, Tony Pérez, Eppa Rixey, Frank Robinson and Edd Roush. For a complete list of Cincinnati Reds in the Hall of Fame, visit the Hall of Famers team pages at www.baseballhall.org.

NOTABLE REDS ARTIFACTS IN COOPERSTOWN

- Spikes worn by Joey Votto on Sept. 30, 2018, his final game of a season where he led the NL in on-base percentage for the seventh time.
- Bat used by Scooter Gennett to hit four homers in one game on June 6, 2017.
- Spikes worn during road games by Joey Votto during his streak of 20 consecutive games reaching base multiple times in 2017.
- Cap worn by Aroldis Chapman on April 10, 2015 when he recorded his 115th save to set a new mark for pitchers born in Cuba.
- Jersey worn by Brandon Phillips on July 29, 2015 when he became the first player to record four hits, two home runs, seven RBI and two stolen bases since RBI became an official statistic in 1920.
- Bat used by Devin Mesoraco from June 19-24, 2014 when he homered in five straight games.
- Spikes worn by Homer Bailey, who no-hit the Giants on July 2, 2013 for his second no-hitter.
- A cap from pitcher Mike Leake, who became the first pitcher in 15 years to go directly from amateur ball to the big leagues.
- Helmet worn by Ken Griffey Jr. to hit his 600th career home run on June 9, 2008, becoming the sixth player to reach the mark.
- Batting helmet worn by Ken Griffey Jr. when he hit his 500th home run on June 20, 2004.
- Lineup card from the first game and ball from the first hit by Ken Griffey Jr. at Great American Ball Park, March 31, 2003.
- Baseball hit for a RBI-groundout by Dmitri Young that produced a run in the 182nd consecutive game for Cincinnati, setting a Major League record, April 24, 2001
- Ken Griffey Jr.'s batting helmet when he became the youngest ever to reach 400 career home runs on April 10, 2000.
- Bat and baseball from home run hit by Mark Lewis, who hit the Reds' ninth home run in a game vs. Philadelphia on Sept. 4, 1999, setting an NL record.
- More than 20 artifacts representing the career of all-time hits leader Pete Rose.



Spikes worn by Joey Votto during his streak of reaching base multiple times in 20 consecutive games in 2017.

A LOOK AHEAD TO 2020

Ballots for the 2020 Hall of Fame/BBWAA election will be distributed following the 2019 season with results from the voting scheduled to be announced in January 2020. A partial list of first-year candidates for election includes: Derek Jeter, Paul Konerko, Cliff Lee and Alfonso Soriano. Historical information on past BBWAA elections and the election process can be accessed at www.baseballhall.org or by contacting the Hall of Fame Communications department.

CONNECT TO COOPERSTOWN

- For up-to-the-minute news from Cooperstown, visit at www.baseballhall.org. Stay up-to-date on all the activity at the Hall of Fame's official site and through social networking on Facebook, Instagram, Twitter and YouTube.
- If you would like to receive interesting stories and timely news items direct from the Hall of Fame and get the inside track on the latest happenings in Cooperstown, sign up for *Inside Pitch*. There's no cost to receive our weekly electronic newsletter in your e-mail box at home or work and it's easy to enroll: Just log on to www.baseballhall.org/media/museum-facts.
- If you have an interest in receiving *Around The Horn*, the Hall's monthly media newsletter, please send an e-mail to info@baseballhall.org. Be sure to include your name, name of organization and e-mail address. Or visit www.baseballhall.org/media-info.

RESEARCH ASSISTANCE

The Hall of Fame is pleased to provide assistance in baseball research and members of the media are encouraged to utilize this valuable baseball resource whenever necessary by calling the Public Relations department at (607) 547-0215, or the Library Reference desk at (607) 547-0330.

REDS IN THE NATIONAL BASEBALL HALL OF FAME



SPARKY ANDERSON



JOHNNY BENCH



WARREN GILES



BARRY LARKIN



ERNIE LOMBARDI



BILL McKECHNIE



BID MCPHEE



JOE MORGAN



TONY PEREZ



EPPA RIXEY



EDD ROUSH

FORD C. FRICK AWARD

Red Barber (WSAI, 1978)
Russ Hodges (WFBE, 1980)
Marty Brennaman (WLW, 2000)
Al Helfer (WSAI, 2019)

J.G. TAYLOR SPINK AWARD

Hugh Fullerton - Columbus Post-Dispatch (1964)
James Isaminger - Cincinnati Times-Star (1974)
Si Burick - Dayton Daily News (1982)
Earl Lawson - Cincinnati Post (1985)
Ritter Collett - Dayton Daily News (1991)
Hal McCoy - Dayton Daily News (2002)

OTHER HALL OF FAMERS WHO SPENT PART OF THEIR CAREERS WITH THE REDS

Jake Beckley	Jesse Haines	Tom Seaver
Jim Bottomley	Harry Heilmann	Al Simmons
Three-Finger Brown	Merry Huggins	Lee Smith
Sam Crawford	Joe Kelley	Joe Tinker
Kiki Cuyler	George Kelly	Dazzy Vance
Leo Durocher	Mike (King) Kelly	Lloyd Waner
Buck Ewing	Rube Marquard	Deacon White
Ken Griffey Jr.	Charles Radbourne	George Wright
Clark Griffith	Frank Robinson	Harry Wright
Chick Hafey	Amos Rusie	

REDS EXECUTIVES/MANAGERS IN THE HALL OF FAME

Sparky Anderson	Clark Griffith	Christy Mathewson
Charles Comiskey	Ned Hanlon	Bill McKechnie
Candy Cummings	Rogers Hornsby	
Warren Giles	Larry MacPhail	

CINCINNATI REDS HALL OF FAME

Eighty-one players, 5 managers and 3 executives have been elected to the Reds Hall of Fame since its inception in 1958, including 2018 inductees Dave Bristol, Adam Dunn and Fred Norman. From 1958–1988, fans chose the inductees. There were no elections from 1989–1997. From 1998–2004, voting was conducted exclusively by the local chapter of the Baseball Writers' Association of America. Today, elections take place in odd-numbered years with fans, Reds alumni and media members selecting a player from a ballot of players who appeared in a game within the last 13 years of the election year, and a Veterans Committee comprised of Reds Hall of Famers, media members and baseball historians who vote on players whose careers ended more than 13 years prior to the election year.


REDS HALL OF FAME

Sparky Anderson, 2000
 Jake Beckley, 2014
 Gus Bell, 1964
 Johnny Bench, 1986
 Jack Billingham, 1984
 Ewell Blackwell, 1960
 Pedro Borbon, 2010
 Rube Bressler, 1963
 Dave Bristol, 2018
 Tom Browning, 2006
 Smoky Burgess, 1975
 Leo Cardenas, 1981
 Clay Carroll, 1980
 Sean Casey, 2012
 Gordy Coleman, 1972
 David Concepcion, 2000
 Harry Craft, 1963
 Sam Crawford, 1968
 Hughie Critz, 1962
 Eric Davis, 2005
 Jake Daubert, 1966
 Paul Derringer, 1958
 Pete Donohue, 1964

Dan Driessen, 2012
 Adam Dunn, 2018
 Bob Ewing, 2001
 George Foster, 2003
 Lonny Frey, 1961
 Cesar Geronimo, 2008
 Warren Giles, 1969
 Ival Goodman, 1959
 Wayne Granger, 1982
 Ken Griffey Jr., 2014
 Ken Griffey Sr., 2004
 Heinie Groh, 1963
 Don Gullett, 2002
 Noodles Hahn, 1963
 Bubbles Hargrave, 1962
 Tommy Helms, 1979
 Garry Herrmann, 2008
 Bob Howsam, 2004
 Dummy Hoy, 2003
 Fred Hutchinson, 1965
 Joey Jay, 2008
 Ted Kluszewski, 1962
 Larry Kopf, 1965

Barry Larkin, 2008
 Brooks Lawrence, 1976
 Ernie Lombardi, 1958
 Red Lucas, 1965
 Dolf Luque, 1967
 Jerry Lynch, 1988
 Jim Maloney, 1973
 Lee May, 2006
 Frank McCormick, 1958
 Mike McCormick, 1966
 Bill McKechnie, 1967
 Roy McMillan, 1971
 Bid McPhee, 2002
 Joe Morgan, 1987
 Tony Mullane, 2010
 Billy Myers, 1966
 Gary Nolan, 1983
 Fred Norman, 2018
 Joe Nuxhall, 1968
 Ron Oester, 2014
 Jim O'Toole, 1970
 Dave Parker, 2014

Tony Perez, 1998
 Vada Pinson, 1977
 Wally Post, 1965
 Bob Purkey, 1974
 John Reilly, 2012
 Jose Rijo, 2005
 Eppa Rixey, 1959
 Frank Robinson, 1978
 Pete Rose, 2016
 Edd Roush, 1960
 Chris Sabo, 2010
 Tom Seaver, 2006
 Cy Seymour, 1998
 Mario Soto, 2001
 Johnny Temple, 1965
 Johnny Vander Meer, 1958
 Bucky Walters, 1958
 Billy Werber, 1961
 Will White, 2004
 George Wright, 2005
 Harry Wright, 2005

Paul Derringer - 1958


Derringer had four 20-win seasons with the Reds, including three consecutive from 1938-'40. He went 25-7 with a 2.93 ERA to lead the Reds to the 1939 pennant. A year later, Derringer

went 20-12 for the World Champion Reds.

W-L	ERA	GS	IP	CG	SO
161-150	3.36	322	2615.1	189	1062

Ernie Lombardi - 1958


Lombardi spent his most productive years with the Reds, with whom he won the 1938 NL MVP. The catcher hit .342 that season. He remains the only catcher in baseball history with

two batting titles.

G	AVG	AB	R	H	HR	RBI
1203	.311	3980	420	1238	120	682

Frank McCormick - 1958


McCormick was named the 1940 NL MVP after leading the Reds to a World Series title. He hit .309 that year with 19 homers and 127 RBI. The nine-time All-Star led the league in hits

from 1938-40 and RBI (128) in 1939.

G	AVG	AB	R	H	HR	RBI
1228	.301	4787	631	1439	110	803

Johnny Vander Meer - 1958


Vander Meer, a 116-game winner with the Reds from 1937-'49, is the only pitcher in history to throw back-to-back no-hitters. He won at least 15 games in five seasons and was a four-time member of the NL's All-Star team.


W-L	ERA	GS	IP	CG	SO
116-116	3.41	274	2028.0	131	1251

Bucky Walters - 1958


During the Reds penants in 1939-40, Walters went 49-21 with a 2.38 ERA. His 1939 season - which included a league-best 2.29 ERA, 27 wins, 137 strikeouts and 31 complete

games - earned him the NL MVP award.

W-L	ERA	GS	IP	CG	SO
160-107	2.93	296	2359.1	195	879

Ival Goodman - 1959


Goodman, a two-time All-Star with the Reds, led the NL in triples during his first two seasons. In 1938 he set a since-broken record of 30 home runs in one season. During that season, he hit

.292, had 92 RBI and scored 103 runs.

G	AVG	AB	R	H	HR	RBI
965	.279	3562	554	995	91	464

Eppa Rixey - 1959



Rixey had three of his four 20-win seasons with the Reds. The lefty compiled a career 266-251 mark, which included a 179-148 record with Cincinnati. Rixey tallied 290 career complete games,

37 shutouts and a 3.15 ERA.

W-L	ERA	GS	IP	CG	SO
179-148	3.33	357	2890.2	180	660

Ewell Blackwell - 1960



Blackwell, a skinny 6'6" sidearm hurler, earned the name "The Whip" following the 1947 season (22-8, 2.47 ERA, 193 strikeouts). A member of six consecutive All-Star teams, he followed a

no-hitter with a one-hitter in 1947.

W-L	ERA	GS	IP	CG	SO
79-77	3.32	163	1281.1	69	819

Edd Roush - 1960



Roush, considered the best hitter during the dead-ball era, batted better than .300 in 11 straight seasons. A batting champion in 1917 and 1919, he was considered one of the Reds' most

intense and intelligent players.

G	AVG	AB	R	H	HR	RBI
1399	.331	5384	815	1784	47	763

Lonny Frey - 1961



Frey, a three-time All-Star, spent half of his 14-year career with the Reds. His 22 stolen bases led the league during the 1940 World Series Championship season, and his 95 runs

in 1939 helped the Reds to an NL pennant.

G	AVG	AB	R	H	HR	RBI
941	.265	3533	541	937	36	310

Billy Werber - 1961



Werber, a fiery competitor for 11 seasons, brought new life to the Reds in the late 1930s. The third baseman scored 225 runs and hit 70 doubles during the Reds' pennant-

winning seasons of 1939 and 1940.

G	AVG	AB	R	H	HR	RBI
399	.272	1601	276	435	21	151

Hughie Critz - 1962



Critz sparked his 12-year career with a .322 batting average during his rookie season. The second baseman went on to lead the league in fielding four times. Critz finished second

in MVP voting following the 1926 season.

G	AVG	AB	R	H	HR	RBI
802	.280	3127	452	876	18	327

Bubbles Hargrave - 1962



Hargrave hit better than .300 six straight years (1922-27), including a league-high .353 in 1926. He spent eight of his 12 seasons in Cincinnati, and his .310 career batting average is one of the best ever by a catcher.

average is one of the best ever by a catcher.

G	AVG	AB	R	H	HR	RBI
766	.314	2367	298	744	29	359

Ted Kluszewski - 1962



Kluszewski, one of baseball's best all-around athletes, averaged 43 home runs and 116 RBI from 1953-56. The popular first baseman and four-time All-Star hit at least .300 in seven

seasons and had 100 RBI in five.

G	AVG	AB	R	H	HR	RBI
1339	.302	4961	745	1499	251	886

Rube Bressler - 1963



Bressler spent 11 of his 19 seasons with the Reds as a left-handed pitcher and right-handed-hitting outfielder/first baseman. Best known for his open-hand grip of the bat, he slap hit

his way to a .301 lifetime batting average.

G	AVG	AB	R	H	HR	RBI
745	.311	2223	294	692	15	344

Harry Craft - 1963



Craft is best known for his short stint as a manager, but his even shorter stint as a player is a part of Cincinnati history. One of the best defensive center fielders of his era, Craft helped the

Reds to pennants in 1939 and 1940.

G	AVG	AB	R	H	HR	RBI
566	.253	2104	237	533	44	267

Heinie Groh - 1963



One of Cincinnati's finest leadoff men, Groh was considered a top-notch bunter and a selective hitter. The third baseman spent eight of his 16 seasons in Cincinnati, amassing a .301 average and 134 stolen bases from 1914-21.

G	AVG	AB	R	H	HR	RBI
1211	.298	4439	665	1323	17	408

Noodles Hahn - 1963



From 1899-1905 Hahn went 127-92 in 225 starts and 12 relief appearances for Cincinnati. He won 23 games as a rookie, which was just one of his four 20-win seasons. Hahn led the NL

in strikeouts from 1888-1901.

W-L	ERA	GS	IP	CG	SO
127-92	2.52	225	1987.1	209	900

Gus Bell - 1964



Bell, a power-hitting outfielder, spent his best years in Cincinnati, topping 100 RBI four times from 1953-61. A four-time All-Star and member of the 1961 pennant-winning Reds, Bell had a career-high 30 homers in 1953.

G	AVG	AB	R	H	HR	RBI
1235	.288	4667	634	1343	160	711

Pete Donohue - 1964



which included a league-high 27 in 1925.

A three-time 20-game winner with the Reds during the 1920s, Donohue was considered the workhorse of the NL. Donohue registered 137 complete games in his 12-year career,

W-L	ERA	GS	IP	CG	SO
127-110	3.73	253	1996.1	133	536

Fred Hutchinson - 1965



became evident after his death in '64.

Hutchinson, a Tiger pitcher for 10 seasons, found similar success as a manager. He led the Reds to 443 wins and a 1961 pennant. "Hutch" was a fan favorite, which, unfortunately, be-

Years	W	L	Pct.
1959-64	443	372	.544

Larry Kopf - 1965



during a three-year span with the Reds.

Kopf, the Reds' short-stop during the 1919 World Series, spent five of his 10 seasons in Cincinnati. During the series, he hit two triples, scored three runs and drove in two. He stole 49 bases

G	AVG	AB	R	H	HR	RBI
527	.250	1941	226	485	3	173

Red Lucas - 1965



also had a career .281 batting average.

Lucas won 109 games for the Reds from 1926-33. In one stretch from 1931-32, he produced a modern-record 27 consecutive complete games. The 157-game winner

W-L	ERA	GS	IP	CG	SO
109-99	3.64	202	1768.2	158	404

Wally Post - 1965




1955, ranking him among the NL leaders.

Considered the most powerful hitter in the NL during his heyday, Post hit 76 home runs from 1955-56. Post, who spent 10 seasons in Cincinnati, tallied 109 RBI and scored 116 runs in

G	AVG	AB	R	H	HR	RBI
902	.266	3021	463	805	172	525

Johnny Temple - 1965



three times; assists and double plays once.

Temple, a four-time All-Star, was a popular second baseman with the Reds in the 1950s. He had a career year in 1959, batting .311 with 67 RBI and 102 runs. He led the NL in putouts

G	AVG	AB	R	H	HR	RBI
984	.291	3632	533	1058	15	300

Jake Daubert - 1966



a .336 average.

Daubert, one of the league's best all-around first basemen in the early 1900s, was a steady .300 hitter for 10 seasons in the dead-ball era. In 1922, at the age of 38, he had 205 hits for

G	AVG	AB	R	H	HR	RBI
801	.301	3121	469	939	23	307

Mike McCormick - 1966



'44 and '45 seasons for military service.

McCormick's .300 average during his rookie season helped lead the Reds to the 1940 World Series title, during which he hit .310. He played for Cincinnati from 1940-1946, excluding the

G	AVG	AB	R	H	HR	RBI
287	.278	1010	128	281	6	77

Billy Myers - 1966



stealing signs from opposing teams.

Myers is best remembered for his game-winning sacrifice fly in the seventh game of the 1940 World Series. A savvy short-stop, Myers was a master of reading baserunners and

G	AVG	AB	R	H	HR	RBI
714	.258	2336	309	602	44	239

Dolf Luque - 1967



Series, he posted a 0.00 ERA.

Luque was one of the first Cubans to succeed in the majors. In 1923 he led the NL in wins (27), ERA (1.93) and winning percentage (.771). In two appearances in the 1919 World

W-L	ERA	GS	IP	CG	SO
154-152	3.09	321	2668.2	183	970

Bill McKechnie - 1967



1,723 record (744-631 in Cincinnati).

An intelligent player, McKechnie eventually found his calling as a manager. He led the Reds to a 1940 World Series title after a 100-53 season. In 25 seasons, he amassed a 1,896-

Years	W	L	Pct.
1938-46	744	631	.541

Sam Crawford - 1968



Crawford started his career with the Reds in 1899 in the young and thriving National League. Crawford, who hit better than .300 in 10 of his 17 full seasons with Cincinnati and Detroit, is

the career leader in triples with 309.

G	AVG	AB	R	H	HR	RBI
403	.312	1586	276	498	27	261

Joe Nuxhall - 1968



Nuxhall, a Cincinnati icon, first pitched for the Reds at a record age of 15. The two-time All-Star went on to win 135 games during his 16 seasons in the Major Leagues before retiring to the

broadcast booth in 1967.

W-L	ERA	GS	IP	CG	SO
130-109	3.80	274	2169.1	82	1289

Warren C. Giles - 1969



Giles was named Reds' GM in 1937. Two years later, the Reds won a pennant. In 1940 he led the team to a World Series Championship and was elected club president in 1948. In

1951 he was named president of the NL.

Years In Front Office
1937-51

Jim O'Toole - 1970



O'Toole was a major contributor during the Reds' winning of the pennant in 1961. His 19-9 record, with a 3.10 ERA, gave him the second-best win percentage in the NL that year. The lefty

won 81 games for the Reds from 1960-64.

W-L	ERA	GS	IP	CG	SO
94-81	3.59	228	1561	57	1002

Roy McMillan - 1971



McMillan, who spent 10 seasons in Cincinnati, won the very first three Gold Gloves for the shortstop position. In 1954 he set a since-surpassed record of 129 double plays, and he was

twice named to an All-Star team.

G	AVG	AB	R	H	HR	RBI
1348	.249	4319	497	1074	42	395

Gordy Coleman - 1972



During his first full season in the bigs, Coleman hit 26 homers and drove in 87 runs to help the Reds to a 1961 pennant. The following season he hit 28 homers and drove in 86 runs with

his usual solid defense at first base.

G	AVG	AB	R	H	HR	RBI
767	.271	2369	277	642	98	385

Jim Maloney - 1973



Hard-throwing Maloney threw three no-hitters in his 12-year career. From 1963 to 1969, he won at least 15 games each season for the Reds, including 23 in 1963 and 20 in 1965. He

led the NL in 1966 with five shutouts.

W-L	ERA	GS	IP	CG	SO
134-81	3.16	258	1818.2	74	1592

Bob Purkey - 1974



Knuckleballer Purkey spent seven seasons in Cincinnati. His 103-76 record over that span included a 23-5 mark in 1962, leading the NL in winning percentage (.821). His 1960 season included a bizarre 11-hit shutout.

W-L	ERA	GS	IP	CG	SO
103-76	3.49	217	1588.0	81	635

Smoky Burgess - 1975



Burgess, a popular backstop for the Reds in the 50s and 60s, was one of the best pinch-hitters of his era. After his 18-year career, the 6-time All-Star retired with 507 pinch-hit at-bats. He

drove in 9 runs in a game in 1955.

G	AVG	AB	R	H	HR	RBI
395	.290	1106	152	321	52	186

Brooks Lawrence - 1976



Lawrence's short but memorable career began in the Negro NL and included five seasons in Cincy. Lawrence opened the 1956 season with 13 straight wins, and from 1956-57 he

tallied 35 victories with 23 complete games.

W-L	ERA	GS	IP	CG	SO
51-48	4.06	99	786.0	32	357

Vada Pinson - 1977



One of Cincinnati's most consistent outfielders, Pinson averaged 20 home runs, 84 RBI and batted .300 for 10 seasons with the Reds. He was named to two All-Star teams and

won a Gold Glove during an 18-year career.

G	AVG	AB	R	H	HR	RBI
1565	.297	6335	978	1881	186	814

Frank Robinson - 1978



Robinson spent 10 of his 21 seasons in Cincinnati, where he hit 324 of his lifetime 586 home runs. The 12-time All-Star won two MVP awards (one in each league) and the 1966 Triple

Crown (.316, 49 home runs, 122 RBI).

G	AVG	AB	R	H	HR	RBI
1502	.303	5527	1043	1673	324	1009

Tommy Helms - 1979



The 1966 NL Rookie of the Year, Helms was one of the league's best second basemen. He led the NL in fielding percentage and double plays 3 times during a 14-year career and managed the Reds from 1988-89.

G	AVG	AB	R	H	HR	RBI
851	.269	3191	271	858	18	274

Clay Carroll - 1980



A popular fixture in the Big Red Machine's bullpen, Carroll recorded 88 wins and 143 saves during his 15-year career. In 1972 he recorded 37 saves and registered a 2.25 ERA en route to a Fireman of the Year award.

W-L	ERA	G	IP	SV	SO
71-43	2.73	486	856.0	119	460


Leo Cardenas - 1981



Considered one of the best shortstops of the 1960s, Cardenas was dubbed "Mr. Automatic" because of his slick fielding. Nine of his 16 seasons were spent in Cincy, where he was a four-time All-Star and 1965 Gold Glover.

G	AVG	AB	R	H	HR	RBI
1157	.261	4047	415	1058	72	413

Wayne Granger - 1982



During his 3 seasons with Cincinnati Granger recorded 73 saves, including a since-broken NL record 35 in 1970. The 2-time Fireman of the Year award winner finished his 9-year Major League career with a 3.14 ERA.

W-L	ERA	G	IP	CG	SO
22-17	2.92	237	329.1	73	157

Gary Nolan - 1983



Nolan made the most of his 10 seasons. He overcame a variety of arm and neck injuries to post a 110-70 record and a 3.08 ERA. He went 30-18 from 1975-'76 to help the Reds win back-to-back World Series Championships.

W-L	ERA	GS	IP	CG	SO
110-67	3.02	242	1656.1	45	1035

Jack Billingham - 1984



In three World Series with the Big Red Machine, Billingham allowed just one earned run in 25.1 innings. In '73 he went 19-10 with a 3.04 ERA and recorded seven shutouts. Billingham finished his career 145-113.

W-L	ERA	GS	IP	CG	SO
87-63	3.85	190	1270.0	45	626


Johnny Bench - 1986



Bench is perhaps the greatest catcher ever to play the game. After 17 seasons - all with the Reds - Bench had earned a Rookie of the Year award, two NL MVP awards, 10 Gold Gloves and 14 trips to the All-Star Game.

G	AVG	AB	R	H	HR	RBI
2158	.267	7658	1091	2048	389	1376

Joe Morgan - 1987



Morgan, the 1975 and 1976 NL MVP, was a 10-time All-Star and 5-time Gold Glove second baseman. The Reds' all-time steals leader (406) toured the majors for 22 seasons and tallied 268 home runs and 1,133 RBI.

G	AVG	AB	R	H	HR	RBI
1154	.288	4008	816	1155	152	612

Jerry Lynch - 1988



Lynch's outstanding pinch-hitting was a major factor in the Reds' winning of the 1961 NL pennant. He had 25 pinch-hit RBI that season. His 18 career pinch-hit home runs stood as the Major League record for 21 years.

G	AVG	AB	R	H	HR	RBI
640	.289	1583	220	457	70	282

Tony Perez - 1998



Perez is known as the "glue" that held together the Big Red Machine. In 23 seasons, the seven-time All-Star first baseman hit 379 homers and 505 doubles. His 1,652 RBI are the most by a player from Latin America.

G	AVG	AB	R	H	HR	RBI
1948	.283	6846	936	1934	287	1192

Cy Seymour - 1998



His extraordinary batting eventually led Seymour from the starting rotation to the outfield. A 25-game winner 1898, Seymour went on to lead the NL with a .377 batting average, 121 RBI, 219 hits and 40 doubles in 1905.

G	AVG	AB	R	H	HR	RBI
556	.332	2221	313	738	26	326

Sparky Anderson - 2000



As skipper during the Big Red Machine era, Anderson led Cincy to an 863-586 record over nine seasons, with World Series titles in 1975 and 1976. When inducted his 2,194 managerial wins ranked third all-time.

Years	W	L	Pct.
1970-78	863	586	.596

David Concepcion - 2000



Considered one of the best shortstops in history, the Venezuelan-born Concepcion was a nine-time All-Star and winner of five Gold Gloves during his 19 seasons with Cincinnati. He

was named team captain in 1973.

G	AVG	AB	R	H	HR	RBI
2488	.267	8723	993	2326	101	950


Bob Ewing - 2001



In the early 20th century, Ewing was one of the Reds' most-used pitchers. He registered at least 300 innings in three different seasons and won a career-high 20 games in 1905.

W-L	ERA	GS	IP	CG	SO
108-103	2.37	228	2020.1	184	884

Mario Soto - 2001



Soto, who spent his entire 12-year career in Cincinnati, amassed a 100-92 record and a 3.47 ERA. From 1981-85, no pitcher in baseball recorded more strikeouts, and he set

a team record in 1982 with 274.

W-L	ERA	GS	IP	CG	SO
100-92	3.47	224	1730.1	72	1449

Don Gullett - 2002



After just 11 Minor League starts, Gullett debuted in Cincinnati, where he went 91-44 from 1970-76. He went 109-50 in his career before injuries forced retirement. He served as the Reds'

pitching coach from 1993-2005.

W-L	ERA	GS	IP	CG	SO
91-44	3.03	156	1187.0	35	777

Bid McPhee - 2002



Bid McPhee, a 2000 National Baseball Hall of Fame inductee, spent his entire 18-year career with the Reds in the late 1800s. His legendary defensive skills made McPhee a fan

favorite in Cincinnati.

G	AVG	AB	R	H	HR	RBI
2135	.271	8291	1678	2250	53	1067

George Foster - 2003



One of the Big Red Machine's biggest offensive threats, Foster led the league in RBI for 3 straight years (1976-78), in home runs for 2 years (1977-78) and won the MVP in 1977

(.320, club-record 52 homers and 149 RBI).

G	AVG	AB	R	H	HR	RBI
1253	.286	4454	680	1276	244	861

Dummy Hoy - 2003



Hoy, who was deaf and mute, had the greatest career of any handicapped player. Five of his 14 seasons were spent with the Reds (1894-97, 1902). The OF had 2,054 hits and

ranks among the leaders with 594 steals.

G	AVG	AB	R	H	HR	RBI
554	.292	2143	462	625	16	244

Ken Griffey Sr. - 2004



Griffey was a 3-time All-Star right fielder for the Big Red Machine who helped produce World Series titles in 1975 and '76 by hitting .305 and .336, respectively. He finished his Major

League career with a .296 average.

G	AVG	AB	R	H	HR	RBI
1224	.303	4206	709	1275	71	466

Bob Howsam - 2004



Howsam is recognized as the architect of the Big Red Machine. He was the club's general manager from 1967-78 and 1983-84, but he also served as president and chief operating

officer from 1973-78 and 1983-85.

Years In Front Office					
1967-78, 1983-85					

Will White - 2004



White spent 8 of his 10 Major League seasons playing in Cincinnati, from 1878-80 and again from 1882-86. In his Major League career, White went 229-166 with a 2.28 ERA, 394

complete games and 36 shutouts.

W-L	ERA	GS	IP	CG	SO
227-165	2.26	396	3497.2	389	1029

Eric Davis - 2005




A 2-time All-Star, Davis spent 9 of his 17 seasons with the Reds (1984-91, '96). He won 3 Gold Glove awards, 2 Silver Slugger honors and had seven 20 HR/20 SB seasons, including

the club's first 30/30 (1987).

G	AVG	AB	R	H	HR	RBI
985	.271	3272	635	886	203	615

Jose Rijo - 2005



Rijo, a 1994 All-Star, spent 10 of his 14 seasons in Cincy (1988-95, 2001-02). He is best remembered for his effort during the 1990 World Series. Rijo went 2-0 to earn MVP

honors in the 4-game sweep of the A's.

W-L	ERA	GS	IP	CG	SO
97-61	2.83	215	1478.0	17	1251

George Wright - 2005


George Wright played shortstop for the Red Stockings for two seasons, in 1869 and 1870, and batted a whopping .633 and .536, respectively.

No Statistics

Harry Wright - 2005


Manager of the 1869-70 Red Stockings, baseball's 1st pro team, Wright also played outfield and reliever from 1866-70. He pioneered such innovations as relays, fielders backing

ing one another up and weight-training.

No Statistics

Tom Browning - 2006


In a 1-0 victory vs LA on 9/16/88, Browning became the first pitcher in Reds history to throw a perfect game. He pitched for the Reds from 1984-94 and ranks 12th on the club's all-time victories list (123). He won 20 games in 1985.

W-L	ERA	GS	IP	CG	SO
123-88	3.92	298	1911.0	31	997

Lee May - 2006



May played for the Reds from 1965-71. When enshrined, his 147 homers ranked 14th on the club's all-time list, and he led the Reds in home runs 3 times. He was team MVP in 1971, when he registered 39 HR and 98 RBI.

G	AVG	AB	R	H	HR	RBI
761	.274	2841	395	779	147	449

Tom Seaver - 2006


Seaver won 75 games for the Reds from 1978-82 and accumulated a .620 winning percentage. He was an All-Star for the Reds in 1978 and 1981 and in a 4-0 win vs the Cardinals on 6/16/78 threw his only career no-hitter.

W-L	ERA	GS	IP	CG	SO
75-46	3.18	158	1085.2	42	731

Cesar Geronimo - 2008


Was the center fielder on Big Red Machine clubs of the 1970s. Became the seventh member of that starting lineup to be inducted. Played for the Reds from 1972-80 and won 4 consecutive Gold Glove Awards (1974-77).

G	AVG	AB	R	H	HR	RBI
1203	.261	3329	404	869	44	335

Garry Herrmann - 2008


The Cincinnati native was the club's CEO and GM from 1902-27 and was considered "the father of the World Series." He spearheaded the construction of Redland Park, which served as the Reds' home from 1912-70.

Years in Front Office

1902-27

Joey Jay - 2008


Pitched for the Reds from 1961-66. Was an All-Star in his first season here, going 21-10 with a 3.53 ERA and leading the NL in wins. Jay is 1 of only 5 Reds pitchers since 1900 to win 20 games in consecutive seasons.

W-L	ERA	GS	IP	CG	SO
75-63	3.80	150	1102.2	49	708

Barry Larkin - 2008


Elected to the Cooperstown HOF in 2012. "One of the 10 most complete players in history" played for the Reds for 19 years (1986-2004). The 12-time All-Star won 9 Silver Sluggers, 3 Gold Gloves and 1995 MVP.

G	AVG	AB	R	H	HR	RBI
2180	.295	7937	1329	2340	198	960

Pedro Borbon - 2010


Borbon is the club's all-time leader in appearances with 531. From 1970-79 he was one of the top relievers on the Big Red Machine teams and from 1970-78 appeared in more games than any other NL pitcher.

W-L	ERA	G	IP	SV	SO
62-33	3.32	531	920.2	76	359

Tony Mullane - 2010


Pitched for the Reds from 1886-93. Was the ace of the staff, earned more than 30 wins twice and more than 20 wins 5 times. Threw 264 complete games in 285 starts. Had the ability to pitch with both arms.

W-L	ERA	GS	IP	CG	SO
163-124	3.15	285	2599.0	264	993

Chris Sabo - 2010


Played for the Reds from 1988-93 and 1996. Was NL Rookie of the Year in 1988 and an NL All-Star in '88, '90 and '91. During the 1990 World Series championship season led the club in homers, doubles and runs.

G	AVG	AB	R	H	HR	RBI
818	.270	3012	443	812	104	373

Sean Casey - 2012



Played for the Reds from 1998-2005. Was a 3-time All-Star and won the 1999 Hutch Award. Led the Reds in hitting 6 times. Was the club MVP in 2004. One of the most popular

Reds ever, he was nicknamed "The Mayor."

G	AVG	AB	R	H	HR	RBI
1075	.305	4007	588	1223	118	604

Dan Driessen - 2012



Played for the Reds from 1973-84 and beginning in 1977 followed Tony Perez as the club's everyday first baseman. Led the NL in fielding percentage 3 times. Hit .357 in the Reds'

1976 World Series sweep of the Yankees.

G	AVG	AB	R	H	HR	RBI
1480	.271	4717	661	1277	133	670

John Reilly - 2012



The Cincinnati native was the Reds' starting first baseman from 1883-91. "Long John" led all Reds batters in BA, HR and RBI in the 1880s. Is 1 of only 4 players in franchise history to

lead the league in home runs twice.

G	AVG	AB	R	H	HR	RBI
1069	.294	4412	877	1296	69	724

Jake Beckley - 2014



"Eagle Eye" Beckley played 20 seasons in the majors, including 7 years for the Reds from 1897-1903. His .325 career batting average still ranks third on the club's all-time list. The first

baseman mastered the "hidden ball" trick.

G	AVG	AB	R	H	HR	RBI
880	.325	3469	592	1126	26	570

Ken Griffey Jr. - 2014



Griffey was a 3-time All-Star while with the Reds from 2000-2008. The Cincinnati native was the club's MVP in 2005. His 210 HR rank seventh on the Reds' all-time list. The Griffeyes are the

only father and son in the Reds HOF.

G	AVG	AB	R	H	HR	RBI
945	.270	3353	533	904	210	602

Ron Oester - 2014



From 1978-1990 Oester played all 13 of his Major League seasons with his hometown team. He helped the Reds win the 1990 World Series championship and spent 6 seasons

as a coach on the Major League staff.

G	AVG	AB	R	H	HR	RBI
1276	.265	4214	458	1118	42	344

Dave Parker - 2014



The Cincinnati native was a 2-time All-Star and Silver Slugger Award winner during 4 years with the Reds from 1984-1987, when he averaged 27 HR and 108 RBI. The "Cobra" was team

MVP 3 straight years from 1984-1986.

G	AVG	AB	R	H	HR	RBI
631	.281	2468	327	694	107	432

Pete Rose - 2016



The Cincinnati native produced a record 4,256 hits over 24 seasons with the Reds, Phillies and Expos. The 1963 NL Rookie of the Year and 1973 MVP was a 17-time All-Star,

including 13 times for the Reds.

G	AVG	AB	R	H	SB
2722	.307	10,934	1,741	3,358	146

Dave Bristol - 2018



Reds managing career began in the farm system in 1957. Was instrumental in the development of numerous stars of the Big Red Machine. From 1966-69, he piloted the Reds to

298 wins, 10th most in franchise history.

Years	W	L	Pct.
1966-69	298	265	.525

Adam Dunn - 2018



Among the team's all-time leaders, Adam Dunn ranks 1st in HR/AB (13.8), 3rd in SLG (.520) and OPS (.900), 4th in HR (270) and 7th in OBP (.380). He led or tied for the team

lead in HR for 7 straight years (2002-2008).

G	HR	RBI	BB	OBP	SLG
1087	270	646	755	.380	.520

Fred Norman - 2018



A mainstay of the Big Red Machine's starting rotation from 1973-79, Norman recorded double-digit victories each season of his Reds career and only 18 pitchers in franchise history

struck out more batters than Norman's 864.

W-L	ERA	GS	IP	CG	SO
85-64	3.43	196	1315.0	38	864



CINCINNATI REDS HALL OF FAME AND MUSEUM PRESENTED BY DINSMORE

The Cincinnati Reds Hall of Fame and Museum, located adjacent to Great American Ball Park, features more than 15,000 square feet of exhibit space on 2 floors honoring the history of baseball's first professional team. With rare artifacts and memorabilia dating all the way back to the legendary 1869 Cincinnati Red Stockings, the Hall of Fame and Museum provides a complete account of Reds history. Now in 2019, as part of the 150th Anniversary celebration of the birth of professional baseball, the Reds Hall of Fame and Museum underwent a complete renovation designed to enhance the overall fan experience by combining technology, exhibit themes, and an array of new artifacts to bring the Reds' story to life in a new and entertaining way. The museum is open year-round and has become a destination location for Reds fans and baseball fans everywhere.

Memberships to the Hall of Fame and Museum include a variety of benefits, such as invitations to special events, collectible gifts and ticket vouchers to Reds home games. For media members seeking more information, contact the museum at (513) 765-7923.

HOURS OF OPERATION

IN-SEASON

(April - September)

Sunday - Saturday

Non-Game Days:
10 a.m. to 5 p.m.

Night Games:
10 a.m. to 8 p.m.

Day Games:
10 a.m. until 2 hours
after the end of the game.

OFFSEASON

(October - March)

Tuesday - Sunday:

10 a.m. to 5 p.m.
closed Mondays

The Cincinnati Reds Hall of Fame is closed on select holidays. Hours of operation and prices are subject to change without notice.

MUSEUM ADMISSION

Adults.....\$12

Senior/Student.....\$8

Active Military/Veterans*... Free

*Courtesy of the Sargent Family Foundation

BALLPARK TOURS

Includes Hall of Fame and Museum admission

Adults.....\$22

Senior/Student.....\$17

Active Military/Veterans.....\$10


Special prices for groups of 15 or more. Senior is 60+, Student is 5-18 or anyone showing a college ID. Children 4 and younger admitted free.

**EXCLUSIVE VIP TOURS ARE NOW AVAILABLE!
CALL (513) 765-7923 FOR DETAILS.**

IN MEMORIAM

**FRANK
ROBINSON**

*August 31, 1935 -
February 7, 2019*




REDS RETIRED UNIFORM NUMBERS



42 JACKIE ROBINSON

Born: 1/31/1919 Birthplace: Cairo, GA Died: 10/24/1972 Number Retired: 1997

The first black player in the Major Leagues, Jackie Robinson played for the Dodgers from 1947-56. The 6-time All-Star was National League Rookie of the Year in 1947 and NL Most Valuable Player in 1949. In 1997, the 50th anniversary of his debut, every team in baseball retired his number. The last Major League player to wear #42 was Yankees pitcher Mariano Rivera, who retired following the 2013 season.



1 FRED HUTCHINSON

Born: 8/12/1919 Birthplace: Seattle, WA Died: 11/12/1964 Number Retired: 1965

Fred Hutchinson's 443 victories and .544 winning percentage as Reds manager still rank among the club's all-time best. The Reds won at least 90 games in 3 of his 6 seasons and in 1961 took the National League pennant. But the joy of a first-place finish was matched only 3 years later by the sadness of Hutch's death. The courage, class and determination Fred exemplified all his life were all the more evident during his battle with cancer. Hutch stepped down as Reds manager in 1964, and he died that November. The following year, Hutch's No. 1 became the first uniform jersey number in Reds history to be retired. Today, Fred Hutchinson's legacy lives on in the world-renowned Cancer Research Center that bears his name, and in The Hutch Award. It is given annually to a Major League ballplayer who "best exemplifies the character and fighting spirit of the late Fred Hutchinson...who overcomes any form of adversity." Past Reds winners include Ray Knight, Ron Oester, Eric Davis, Bobby Tolan, Johnny Bench and Sean Casey.



5 JOHNNY BENCH

Born: 12/7/1947 Birthplace: Oklahoma City, OK Number Retired: 8/11/1984


Cincinnati's uniform No. 5 belongs to perhaps the greatest catcher ever to play in the Major Leagues. Johnny Bench ended his 17-year storied career in 1983 after earning a pair of Most Valuable Player Awards, 10 Gold Gloves and 14 All-Star Game selections. He was inducted into the National Baseball Hall of Fame in 1989. Bench began his career by winning the 1968 National League Rookie of the Year Award. He ended his career with a .267 batting average and 389 homers, including 327 as a catcher that at the time stood as a record for NL catchers. On the Reds' all-time batting list, Bench ranks first in homers and RBI (1,376), second in extra-base hits (794) and total bases (3,644), fourth in runs scored (1,091) and doubles (381) and fifth in hits (2,048). He appeared in 22 National League Championship Series games and 23 World Series games. Bench earned World Series MVP honors in 1976, when the Reds swept the New York Yankees. He twice led the league in home runs (40 in 1972, 45 in 1970) and 3 times led the NL in RBI (148 in 1970, 125 in 1972, 129 in 1974).



8 JOE MORGAN

Born: 9/19/1943 Birthplace: Bonham, TX Number Retired: 6/6/1998

A 10-time All-Star and 5-time Gold Glove second baseman, Joe Morgan was elected to the Reds Hall of Fame in 1987 and to the National Baseball Hall of Fame in 1990. The 2-time National League MVP played for the Reds from 1972-79, during the glory days of the Big Red Machine. He won his first MVP award in 1975, when he guided the Reds to a World Series victory over the Boston Red Sox. Morgan batted .327 with 67 stolen bases that season. He was MVP again in 1976, as the Reds roared to their second straight World Series championship with a 4-game sweep of the New York Yankees. That season he hit .320 with 60 stolen bases. Morgan remains the Reds' all-time stolen base leader (406), and his 266 home runs as a second baseman rank third in baseball history behind Jeff Kent and Ryne Sandberg. He finished his 22-year professional career with 268 homers, 1,133 RBI and 689 stolen bases for the Astros, Reds, Giants, Phillies and Athletics.


10
SPARKY ANDERSON
Born: 2/22/1934 **Birthplace:** Bridgewater, SD **Died:** 11/4/2010 **Number Retired:** 5/28/2005

George "Sparky" Anderson was inducted into the Reds Hall of Fame on June 3, 2000 and into the National Baseball Hall of Fame in Cooperstown in July of that summer. He was named National League Manager of the Year in 1972 and '75 by The Associated Press and American League Manager of the Year in 1984 and '87 by the Baseball Writers' Association of America. He went 2,194-1,834 (.545) in 26 Major League seasons with the Reds and Tigers. From 1970-78 he led the legendary Big Red Machine to an 863-586 record (.596), 5 NL West Division titles, 4 pennants and 2 World Series championships. His '75 and '76 teams combined to go 210-114 (.629) and became the first NL franchise in 54 years to win consecutive world championships. He is the Reds' all-time leader in victories (863) and winning percentage (.596). When he won the 1984 World Series with the Tigers, Anderson became the first of only 2 managers ever to win a World Series in both leagues (Tony LaRussa, 1989 A's & 2006 Cardinals). Anderson's 2,194 career victories during his 26 Major League seasons is the sixth-highest total in history behind Connie Mack (3,731), John McGraw (2,763), Tony LaRussa (2,728), Bobby Cox (2,504) and Joe Torre (2,326). He is 1 of only 7 managers to participate in 4,000 games (4,030), a group that includes Mack (7,755), LaRussa (5,097), McGraw (4,769), Cox (4,508), Bucky Harris (4,410), and Torre (4,329).


11
BARRY LARKIN
Born: 4/28/1964 **Birthplace:** Cincinnati, OH **Number Retired:** 8/25/2012

Barry Larkin was a 12-time National League All-Star, 5 times was voted to the All-Star Game's starting lineup, 9 times was named to The Sporting News' NL All-Star Team and 3 times was named to The Associated Press' Major League All-Star Team. In 1995 he was the National League's Most Valuable Player and 4 times was the Reds' regular-season Most Valuable Player, including their 1990 World Series championship season. He won 9 Louisville Silver Slugger Awards and 3 Rawlings Gold Glove Awards. The Reds' captain from 1997 through his final season in 2004, Larkin finished his 19-year career with a batting average of .295 in 2,180 games and 9 times hit at least .300. He is the only shortstop in Major League history with at least 2,300 hits, 190 home runs and 370 stolen bases. In 1996 he became the first shortstop in Major League history to produce 30 homers and 30 steals in the same season. In 2008 he was inducted into the Reds Hall of Fame, and in 2012 Larkin became the third player and fifth Greater Cincinnati native inducted to the National Baseball Hall of Fame in Cooperstown but the first voted in by the Baseball Writers' Association of America.


13
DAVID CONCEPCION
Born: 6/17/1948 **Birthplace:** Ocumare de la Costa, VZ **Number Retired:** 8/25/2007

As the starting shortstop on the Big Red Machine, David Concepcion was the defensive anchor of a club that from 1970-78 went 863-586 (.596) and won 5 National League West Division titles, 4 pennants and 2 World Series championships. The '75 and '76 Reds combined to go 210-114 (.629) and became the NL's first franchise in 54 years to win consecutive World Series titles. Concepcion was the club's MVP in 1981, was named team captain in 1983, and he was inducted into the Reds Hall of Fame in 2000. With 8,723 at bats in 2,488 games Concepcion ranks second in club history in both categories behind Pete Rose. Since 1900, he ranks among the franchise's all-time leaders in hits (2,326; 3rd), doubles (389; 3rd), stolen bases (321; 3rd), runs scored (993; 5th), total bases (3,114; 5th) and RBI (950; 6th). He was a 9-time National League All-Star, fourth-most in club history (Bench 14, Rose 13, Larkin 12), and his 5 Rawlings Gold Glove Awards are second only to Bench's 10 Gold Gloves. He was the Most Valuable Player of the 1982 All-Star Game, 3 times was a The Sporting News All-Star and twice won Louisville Slugger Silver Slugger Awards (1981, 1982).



14 PETE ROSE
 Born: 4/14/1941 Birthplace: Cincinnati, OH Number Retired: 6/26/2016

In a weekend celebration in June 2016, Pete Rose was inducted into the Reds Hall of Fame while his 14 became the 11th uniform number to be retired by the club. The Cincinnati native played for the Reds from 1963-1978 and again from 1984-86 and still ranks as the franchise's all-time leader in games (2,722), plate appearances (12,344), runs (1,741), hits (3,358), singles (2,490), doubles (601), total bases (4,645) and walks (1,210). His 4,256 career hits are the most in Major League history. Rose was a 17-time National League All-Star, including 13 times while playing for Cincinnati. He was the 1963 Rookie of the Year, 1973 Most Valuable Player, a 3-time batting champion and 2-time Rawlings Gold Glove Award winner. In 1975 and 1976, Rose captained the Big Red Machine to World Series championships over the Yankees and Red Sox and in '76 was named the Fall Classic's MVP. His 44-game hitting streak in 1978 still stands as the third-longest in Major League history.



18 TED KLUSZEWSKI
 Born: 9/10/1924 Birthplace: Argo, IL Died: 3/29/1988 Number Retired: 7/18/1998

A 4-time All-Star, Ted Kluszewski was elected to the Reds' Hall of Fame in 1962. Following an 11-year career with the Reds, he was noted as the greatest left-handed slugger and one of the best fielding first basemen in club history. From 1947-57, Big Klu hit 251 homers for the Reds, including 49 in 1954 to lead the National League. His 141 RBI that season also led the league, and both tallies are club records for left-handers. Kluszewski also led the National League in fielding for 5 straight seasons from 1951-55. He finished his 15-year big league career with a .298 batting average, 279 homers and 1,028 RBI while playing for the Reds, Pirates, White Sox and Angels. Kluszewski also served the Reds as a coach from 1970-78.



20 FRANK ROBINSON
 Born: 8/31/1935 Birthplace: Beaumont, TX Died: 2/7/2019 Number Retired: 5/22/1998

Frank Robinson, a 12-time All-Star, was elected to the Reds Hall of Fame in 1978 and to the National Baseball Hall of Fame in 1982. He spent the first 10 of his 21 Major League seasons in a Reds uniform. While playing for Cincinnati from 1956-65, Robinson belted 30 or more homers in 7 of his 10 seasons, including a rookie record 38 while winning the National League's Rookie of the Year Award in 1956. In 1961 Robinson was named the National League's Most Valuable Player after hitting .323 with 37 homers and 124 RBI while helping guide the Reds to their first World Series appearance in 21 years. Following the 1965 season, Robinson was traded to the Baltimore Orioles and went on to win the American League Most Valuable Player Award in 1966 after winning the Triple Crown with a .316 average, 49 homers and 122 RBI. Robinson played for the Reds, Orioles, Dodgers, Angels and Indians and ranks among baseball's all-time leaders with 586 home runs; 5,373 total bases; 1,829 runs; 1,812 RBI; 2,808 games; 10,006 at-bats; 2,943 hits; and 528 doubles.



24 TONY PEREZ
 Born: 5/14/1942 Birthplace: Camaguey, Cuba Number Retired: 5/27/2000

The heart and soul of Cincinnati's Big Red Machine World Series championship teams of 1975 and 1976, Tony Perez was inducted into the Reds Hall of Fame in August 1998 and into the National Baseball Hall of Fame in July 2000. He was the third member of the Big Red Machine elected to the Cooperstown Hall, joining catcher Johnny Bench (1989) and second baseman Joe Morgan (1990). A 7-time All-Star and MVP of the 1967 All-Star Game, Perez appeared in 5 World Series and 6 League Championship Series. His 1,652 RBI are the second-most among players from Latin America, and he ranks among baseball's all-time leaders in RBI, games, at-bats, doubles, hits and home runs. He ranks among the Reds all-time leaders in RBI (1192, 2nd), home runs (287, 3rd), total bases (3246, 4th), games (1948, 5th), at-bats (6846, 5th), hits (1934, 5th), extra-base hits (682, 5th) and doubles (339, 6th). He played 23 seasons from 1964-86 for the Reds, Expos, Red Sox and Phillies. During the 10-year span from 1967-76 he led all Major Leaguers with 1,028 RBI.

GREAT AMERICAN BALL PARK PLAYER STATUES

The home of the Reds features many visible acknowledgements of the club's rich history. Notable among them are the seven statues of Reds greats positioned near the park's entry gates. The first four statues installed at the ballpark feature players from the Crosley Field era while the others represent three of the legends from the Big Red Machine club of the 1970s. Each of the statues was created by nationally-renowned artist Tom Tsuchiya. In addition to the Reds, Mr. Tsuchiya has produced works of art for Major League Baseball, the National Baseball Hall of Fame and the National Football League.


TOM TSUCHIYA
CROSLY ERA STATUES

The four statues located at Great American Ball Park's Crosley Terrace main entrance represent four players that a fan vote determined best represented the Reds during the 1912–1970 Crosley Field era. The statues are positioned on a contoured field that evokes Crosley's famous outfield incline which was dubbed "the terrace." The scene depicts Joe Nuxhall pitching to Frank Robinson with Ernie Lombardi serving as Nuxhall's battery mate. Standing on-deck, awaiting his turn at the plate, is Ted Kluszewski. The Kluszewski, Nuxhall and Robinson statues were dedicated during Great American Ball Park's inaugural season in 2003. The Lombardi statue followed in 2004.



TED KLUSZEWSKI

JOE NUXHALL

ERNIE LOMBARDI

FRANK ROBINSON

BIG RED MACHINE STATUES



JOHNNY BENCH

Dedicated by the Reds Hall of Fame and Museum in 2011

The subject of the first statue commissioned by the Reds Hall of Fame was Johnny Bench, the Big Red Machine's catcher who has been called "Baseball's Greatest Catcher." Known for having one of the most powerful throwing arms in the history of the game, the statue depicts Bench in the act of gunning down a runner trying to steal a base. The statue is located in the Hall of Fame Breezeway, just outside the main entrance to the Reds Hall of Fame on the West side of Great American Ball Park.



JOE MORGAN

Dedicated by the Reds Hall of Fame and Museum in 2013

Located at the corner of Joe Nuxhall Way and Second Street on the northwest corner of Great American Ball Park, the Joe Morgan statue captures the Reds' modern era leader in career stolen bases as he breaks for second base on a steal attempt. Possessing a combination of power, speed and superlative defensive skills, Morgan is widely considered to be the best second baseman in baseball history.



TONY PEREZ

Dedicated by the Reds Hall of Fame and Museum in 2015

One of the most beloved players in Reds history, Tony Perez was one of the great clutch hitters of his era and was the Big Red Machine's most reliable run producer. Perez's statue depicts "The Big Dog" in the follow-through of his home run swing in the seventh game of the 1975 World Series. Perez's home run sparked the Reds' comeback in the decisive contest that ended with the Reds clinching the first of back-to-back World Championships. The statue is located on Joe Nuxhall Way, near the entrance to the Reds Team Shop. Mounted atop the building directly across the street from the statue is a baseball that appears to be soaring over the building, just as Perez's World Series home run flew over the top of Fenway Park's "Green Monster" in 1975.



PETE ROSE

Dedicated by the Reds Hall of Fame and Museum in 2017

The fourth and final statue in the Big Red Machine series that began with the dedication of the Johnny Bench statue in 2011, the Pete Rose statue was dedicated in 2017 and is adjacent to the Tony Perez statue at the entrance to Great American Ball Park. This tribute to the Cincinnati native and all-time career hits leader depicts Rose in his trademark head first slide. Engineers from GE Aviation were enlisted to construct a special internal frame that allows the statue to accurately depict Rose "in flight."

11
 '32.....Manion, Clyde
 '33.....Douthit, Taylor
 Stout, Allyn
 '34.....Shiver, Ivey
 '35.....Hafey, Chick
 Herman, Babe
 Petosky, Ted

'36.....McQuinn, George
 '36-37.....Scarsella, Les
 '39-43.....Frey, Lonny
 '44-45.....Miller, Eddie
 '46.....Frey, Lonny
 '48.....Williams, Dewey
 '49-50.....Bloodworth, Jimmy
 '51-60.....McMillan, Roy
 '61.....Baumer, Jim
 Cook, Cliff
 '62.....Alvarez, Rogelio
 '63.....Bright, Harry
 '64-67.....Johnson, Deron
 '68.....McRae, Hal
 '70-72.....McRae, Hal
 '73.....Menke, Denis
 '74.....Kennedy, Junior
 '76-77.....Bailey, Bob
 '78-83.....*Plaza, Ron
 '84-85.....Bilardello, Dann
 '86-87.....Stillwell, Kurt
 1988-2004.....Larkin, Barry

Retired in 2012
 Barry Larkin

12
 '32-33.....Lucas, Red
 '34.....Blakely, Link
 Shevlin, Jimmy
 '35.....Byrd, Sammy
 *Wingo, Ivy
 '37.....Barrett, Red
 McCormick, Frank
 '39-40.....Myers, Billy
 '41.....Shokes, Eddie
 Young, Pep
 Zientara, Benny
 '42.....Abreu, Joe
 '44-45.....Wahl, Kermit
 '46-55.....Adams, Bobby
 '55.....Smith, Milt
 '56.....Jablonski, Ray
 '57-58.....Hoak, Don
 '59.....Pendleton, Jim
 '60.....Martin, Billy
 '61-63.....Freese, Gene
 '64.....Klaus, Bobby
 '65-67.....Shamsky, Art
 '68.....Jones, Mack
 '69-75.....Chaney, Darrel
 '79-80.....Spilman, Harry
 '81.....Barranca, German
 Spilman, Harry
 '82.....Barranca, German
 '83-88.....Esasky, Nick
 '89.....Youngblood, Joel
 '90.....Bates, Billy
 Noce, Paul
 '92.....Benavides, Freddie
 '93-98.....Greene, Willie
 '94.....Sanders, Deion
 '98.....Jackson, Damian
 '99.....Stynes, Chris
 2000.....Cromer, D.T.
 '00-01.....Castro, Juan
 '02.....Walker, Todd
 '03.....Lopez, Felipe
 '03-05.....#Miley, Dave
 '05-07.....Encarnacion, Edwin
 '08-12.....#Dusty Baker
 '17.....Vincej, Zach
 '18.....Herrera, Rosell
 Tucker, Preston

13
 '46.....Miller, Eddie
 '52-53.....Pellagrini, Eddie
 '66-67.....Shore, Ray
 '70-88.....Concepcion, Dave
 8/25/07.....Gonzalez, Alex

Retired in 2007
 Dave Concepcion

14
 32-33.....Johnson, Si
 '34.....Derringer, Paul
 '35.....Comorosky, Adam
 '36.....Chapman, Calvin
 '37.....Hafey, Chick
 '39.....Jacobs, Art
 Johnson, Hank
 Richardson, Nolan
 Riddle, Elmer
 '44.....Aleno, Chuck
 '46.....Corbitt, Claude
 '47.....Miller, Eddie
 '48-49.....Corbitt, Claude
 '49-51.....Meeks, Sammy
 '53-57.....Bridges, Rocky
 '57.....Flood, Curt
 '59-61.....Jones, Willie
 '62.....Harper, Tommy
 Zimmer, Don
 '63-78, '84-89.....Rose, Pete
 '97.....Rose Jr., Pete

Retired in 2016
 Pete Rose

15
 '32-33.....Kolp, Ray
 '34.....Johnson, Si
 '35.....Pool, Harlin
 '36.....Handley, Lee
 '37.....Campbell, Gilly
 Craft, Harry
 Weintraub, Phil
 '39-40.....Riggs, Lew
 '41-42.....Mattick, Bobby
 '43.....Miller, Eddie
 '45.....Flager, Wally
 Lukon, Eddie
 '46-53.....Hatton, Grady
 '54.....Bolger, Jim
 Hatton, Grady
 Lipon, Johnny
 '55.....Jablonski, Ray
 '56-58.....Crowe, George
 '59.....Thomas, Frank
 '61.....Gernert, Dick
 Cook, Cliff
 '64-69.....Ruiz, Chico
 '70-71.....Duffy, Frank
 '71-81.....Foster, George
 '83.....Barnes, Skeeter
 '83-85.....Krenchicki, Wayne
 '86-87.....Larkin, Barry
 '88.....Treadway, Jeff
 '89.....Barnes, Skeeter
 Richardson, Jeff
 '90-92.....Braggs, Glenn
 '93-95.....#Johnson, Davey
 '96-97.....Kelly, Mike
 '98.....#McKeon, Jack
 '99-2000.....Neagle, Denny
 '01.....Sadler, Donnie
 '02-03.....Mateo, Ruben
 '04.....Lidle, Cory
 Bragg, Darren
 '05.....Lopez, Luis
 '06.....Womack, Tony
 Wise, Dewayne
 '07.....Wise, Dewayne
 Cantu, Jorge
 '08-09.....Hairston, Jerry Jr.
 '09-10.....Sutton, Drew

'10.....Edmonds, Jim
 '11.....Lewis, Fred
 '12.....Valdez, Wilson
 '13.....Robinson, Derrick
 '14.....Bernadina, Roger
 Elmore, Jake
 '15.....Dominguez, Chris
 '16.....Pacheco, Jordan
 '18.....Herrera, Dilson

16
 '32-33.....Frey, Benny
 '34.....Benton, Larry
 '36-37.....Walker, Hub
 '39.....Scarsella, Les
 '41-42.....Aleno, Chuck
 '42.....Phillips, Damon
 '43-45.....Mesner, Steve
 '46-48.....Zientara, Benny
 '50-51.....Ryan, Connie
 '52-59.....Temple, Johnny
 '60.....Chacon, Elio
 '61-68.....Cardenas, Leo
 '69-71.....Stewart, Jimmy
 '72.....Menke, Denis
 '73-74.....Gagliano, Phil
 '75.....Vukovich, John
 '78-90.....Oester, Ron
 '92-98.....Sanders, Reggie
 '99-2001.....*Oester, Ron
 '02-04.....Larson, Brandon
 '05.....Randa, Joe
 '06.....Ross, Cody
 Hollandsworth, Todd
 '07.....Ellison, Jason
 '09.....McDonald, Darnell
 '11.....Renteria, Edgar
 '14-18.....Barnhart, Tucker

17
 '32.....Carroll, Ownie
 '34.....Vance, Dazzy
 '35.....Lombardi, Ernie
 '36.....Thevenou, Tommy
 '37.....Brown, Jumbo
 Cascarella, Joe
 Dwyer, Double Joe
 '39-42.....Joost, Eddie
 '43-45.....Williams, Woody
 '46.....Shokes, Eddie
 '47.....Kress, Charlie
 '47-48.....Young, Babe
 '49.....Dobernic, Jess
 Kress, Charlie
 '50.....Adcock, Joe
 '57-59.....Henrich, Bobby
 '60.....Cardenas, Leo
 '60-61.....Chacon, Elio
 '62.....Rojas, Tommy
 '63-67.....Harper, Tommy
 '68-69.....Whitfield, Fred
 '70.....Cline, Ty
 Ward, Jay
 '71.....Cline, Ty
 '72.....Javier, Julian
 '73.....Crosby, Ed
 '74-75.....Crowley, Terry
 '78.....Grace, Mike
 '80-81.....Nolan, Joe
 '82.....Lawless, Tom
 '83.....Paris, Kelly
 '84.....Lawless, Tom
 '85-86.....Rowden, Wade
 '88-93.....Sabo, Chris
 '95.....Lewis, Mark
 '96.....Sabo, Chris
 '97-2003.....Boone, Aaron
 '04-08.....Valentin, Javier
 '09-10.....Nix, Laynce
 '11.....Sappelt, Dave
 '12.....Negron, Kristopher

'13.....Choo, Shin-Soo
 '14-15.....Negron, Kristopher
 '18.....Cruz, Tony
 Federowicz, Tim

18
 '32-33.....Rixey, Eppa
 '34.....Stout, Allyn
 '35.....Champman, Calvin
 Erickson, Hank
 '37.....Davis, Peaches
 '39-41.....Werber, Bill
 '42-43.....Haas, Bert
 '44.....Beeler, Jodie
 Fausett, Buck
 '45.....Harrist, Earl
 Medeiros, Ray
 '46-47.....Haas, Bert
 '48.....Kluszewski, Ted
 Rickert, Merv
 '49-57.....Kluszewski, Ted
 '58.....Bilko, Steve
 Droppo, Walt
 '59.....Cook, Cliff
 Droppo, Walt
 '60-67.....Coleman, Gordy
 '69.....De La Hoz, Mike
 '70-78.....*Kluszewski, Ted
 '93.....Costo, Tim
 '95.....Santiago, Benito
 '96-97.....Owens, Eric

Retired in 1998
 Ted Kluszewski

19
 '32-33.....Benton, Larry
 '34.....Brennan, Don
 Wistert, Whitey
 '35.....Campbell, Gilly
 '36-37.....Hollingsworth, Al
 '39.....Galatzer, Milt
 '40.....Guise, Witt
 '43.....Brewster, Charlie
 '45.....Wehmeier, Herm
 '46.....Usher, Bob
 '47.....Wahl, Kermit
 '48.....Schultz, Howie
 Wahl, Kermit
 '54.....Murphy, Dick
 Ryan, Connie
 '57.....Kennedy, Bill
 Durnbaugh, Bobby
 '58.....Fondy, Dee
 '59.....Lockman, Whitey
 '60.....Cook, Cliff
 *Lockman, Whitey
 '61-63.....Blasingame, Don
 '63.....Neal, Charlie
 '65-71.....Helms, Tommy
 '76.....Youngblood, Joel
 '78-79.....Henderson, Ken
 '80.....Werner, Don
 '81.....Fiala, Neil
 '82.....Krenchicki, Wayne
 '83-89.....#Helms, Tommy
 '90-92.....Doran, Bill
 '93.....Milligan, Randy
 '94-95.....Walton, Jerome
 '96.....Anthony, Eric
 '97-2000.....Menke, Denis
 '01.....Doran, Billy
 '02-03.....Taylor, Reggie
 '04-05.....Machado, Anderson
 '05-06.....Denorfia, Chris
 '07.....Conine, Jeff
 '07-18.....Votto, Joey

20
 '32.....Ogden, Jack
 '34.....Johnson, Syl
 Kleinbans, Ted

'35.....Herrmann, LeRoy
 '36-37.....Schott, Gene
 '40-42.....McCormick, Mike
 '43.....Clay, Dain
 McCormick, Mike
 Clay, Dain
 '44-46.....Clay, Dain
 '47-48.....Kluszewski, Ted
 '49-51.....Merriman, Lloyd
 '53.....Lerchen, George
 Marquis, Bob
 '54.....Merriman, Lloyd
 '56-65.....Robinson, Frank
 '66-67.....Simpson, Dick
 '69.....Savage, Ted
 '71.....Smith, Willie
 '72-80.....Geronimo, Cesar
 '81-86.....Milner, Eddie
 '88-90.....Jackson, Danny
 '91.....Jones, Chris
 '92-97.....Branson, Jeff
 '97.....Stynes, Chris

Retired in 1998
 Frank Robinson

21
 '32.....Hilcher, Whitey
 '33.....Derringer, Paul
 '34.....Kolp, Ray
 '35.....Johnson, Si
 '36.....Stine, Lee
 '36-37.....Hallahan, Bill
 '40.....Amovich, Morrie
 Rizzo, Johnny
 '41-42.....Gleeson, Jim
 '42-44.....Marshall, Max
 '44.....White, Jo-Jo
 '45.....Sipek, Dick
 '46.....Goldstein, Lonnie
 Moss, Howie
 '47-49.....Baumholtz, Frankie
 '49-50.....Lowery, Peanuts
 '51.....Adcock, Joe
 '54.....Escalera, Nino
 '60.....Alvarez, Rogelio
 '61-62.....Gaines, Joe
 '63.....Walters, Ken
 '69.....Mashore, Clyde
 '72-75.....Hall, Tom
 '76-78.....Lum, Mike
 '79.....DeFrentes, Art
 Santo Domingo, Rafael
 '81-83.....Householder, Paul
 '84.....Barnes, Skeeter
 '85-92.....O'Neill, Paul
 '93.....Daugherty, Jack
 '94.....Fernandez, Tony
 '95.....Sanders, Deion
 '95-96.....Portugal, Mark
 '97.....Sanders, Deion
 '98-2005.....Casey, Sean
 '06-07.....Hatteberg, Scott
 '08.....Hatteberg, Scott
 Dickerson, Chris
 '09-10.....Krenchicki, Wayne
 '11-15.....Frazier, Todd
 '16-18.....Lorenzen, Michael

22
 '32.....Asbjornson, Asby
 '34.....McCurdy, Harry
 Shaute, Joe
 '35-36.....Frey, Benny
 '37.....Joost, Eddie
 Kleinhaus, Ted
 '39-40.....Berger, Wally
 '40.....Dejan, Mike
 '40-41.....Ripple, Jimmy
 '43.....Goldstein, Lonnie
 Kelleher, Frankie
 '44.....Criscola, Tony
 '45-46.....Libke, Al

48-51..... Wrostek, Johnny
 '52..... Marshall, Willard
 Wrostek, Johnny
 '53..... Marshall, Willard
 '55-59..... Thurman, Bob
 '59..... Gilbert, Buddy
 '60..... Gaines, Joe
 Gonzalez, Tony
 '64-69..... Queen, Mel
 '70-71..... Bravo, Angel
 '71..... Ferrara, Al
 '72..... Uhlaender, Ted
 '73-84..... Driessen, Dan
 '86-87..... Butera, Sal
 '87-89..... Collins, Dave
 '90-92..... Hatcher, Billy
 '93..... Espy, Cecil
 '93-96..... Howard, Thomas
 '97..... Sierra, Ruben
 '97-98..... Nunnally, Jon
 1999-2000..... Collins, Dave
 '00-02..... Clark, Brady
 '03-04..... Miller, Corky
 '05-07..... Milton, Eric
 '08-18..... *Hatcher, Billy

23
 '32-33..... High, Andy
 '34..... Freitas, Tony
 Robello, Tommy
 '35..... Freitas, Tony
 '37..... Kleinhans, Ted
 Mele, Dutch
 Moore, Whitey
 '39-42..... Craft, Harry
 '42-45..... Tipton, Eric
 '46..... Goldstein, Lonnie
 McCormick, Mike
 '47-48..... Galan, Augie
 '50..... Bolger, Jim
 Northey, Ron
 '52..... Greengrass, Jim
 Sisler, Dick
 Westlake, Wally
 '53-55..... Greengrass, Jim
 '55-56..... Pallys, Stan
 '58..... Coles, Chuck
 '59..... Ennis, Del & Jones, Willie
 '61-62..... *Douglas, Otis
 '65-71..... May, Lee
 '73-74..... Kosco, Andy
 '75-77..... Flynn, Doug
 '77-80..... Auerbach, Rick
 '81-82..... Vail, Mike
 '83..... Jones, Jeff
 '84-86..... Van Gorder, Dave
 '87..... McClendon, Lloyd
 '88-89..... *May, Lee
 '90-97..... Morris, Hal
 '98..... Stynes, Chris
 '99..... Vaughn, Greg
 2000..... Barte, Kimera
 Morris, Hal
 '01-06..... LaRue, Jason
 '07..... Moeller, Chad
 Jorgensen, Ryan
 Patterson, Corey
 '08..... Rosales, Adam
 '09..... Alonso, Yonder
 '10-11..... Phipps, Denis
 '12..... Lutz, Donald
 '13-14..... Lutz, Donald
 '15-18..... Duvall, Adam

24
 '32..... Morrissey, Jo-Jo
 '33..... Manion, Clyde
 '34..... Grissom, Lee
 Linsley, Jim
 '35..... MacFayden, Danny
 Hallahan, Bill
 Scarsella, Les

'36..... Johnson, Si
 '37..... Davis, Spud
 '39-42..... Goodman, Ivan
 '44..... Ramos, Chucho
 '46..... West, Max
 '47..... Tatum, Tommy
 '47-'50-51..... Usher, Bob
 '52-55..... Borkowski, Bob
 '55..... Mele, Sam
 '56..... Balcana, Bobby
 '57-63..... Lynch, Jerry
 '63..... Skinner, Bob
 '64..... Skinner, Bob
 Perez, Tony
 '65-76..... Perez, Tony
 '82..... Van Gorder, Dave
 '84-92..... Perez, Tony
 '93..... #Perez, Tony
 Retired in 2000
 Tony Perez

25
 '34..... Manion, Clyde
 '35-37..... Derringer, Paul
 '39-40..... Gamble, Lee
 '41-42..... Koy, Ernie
 '47-48..... Vollmer, Clyde
 '50..... Rackley, Marv
 '51..... Post, Wally
 '51-52..... Edwards, Hank
 '52..... Jordan, Niles
 '53-61..... Bell, Gus
 '62-65..... Keough, Marty
 '67..... Robinson, Floyd
 '68..... Schaffer, Jimmie
 '69-72..... Carbo, Bernie
 '72-73..... Hague, Joe
 '74..... Knight, Ray
 '77-81..... Knight, Ray
 '83-84..... Puleo, Charlie
 '85..... Bell, Buddy
 Venable, Max
 '86-88..... Bell, Buddy
 '88..... Griffey, Ben Sr.
 '89-91..... Benzinger, Todd
 '91..... Martinez, Carmelo
 '92..... Bankhead, Scott
 '93..... Cadaret, Greg
 '94-96..... *Knight, Ray
 '96-97..... *Knight, Ray
 '98-2001..... Young, Dmitri
 '02-03..... *Knight, Ray
 '04..... Vander Wal, John
 '05-09..... Weathers, David
 '11..... Francisco, Juan
 '12..... Costanzo, Mike
 Gregorius, Didi
 '14..... Schumaker, Skip
 '15..... Badenhop, Burke
 '17-18..... Reed, Cody

26
 '34..... #Dressen, Chuck
 O'Farrell, Bob
 '35..... Hollingsworth, Al
 '36..... Freitas, Tony
 '36-37..... Mooty, Jake
 '37..... Moser, Arnie
 '39..... Bordagaray, Frenchy
 '41..... Lukon, Eddie
 '44..... Kosman, Mike
 '51..... McCosky, Barney
 Tappe, Ted
 '52..... Adcock, Joe
 '55..... Hazle, Bob
 Brovja, Joe
 '56..... Dyck, Jim
 '58..... Fridley, Jim
 '65..... James, Charlie
 '68..... Kelso, Bill
 '73..... Scheinblum, Richie

'74-75..... Rettenmund, Merv
 '78-81..... Kennedy, Junior
 '82-85..... Walker, Duane
 '87-88..... Garcia, Leo
 '89..... Snider, Van
 '90-91..... Lee, Terry
 '92..... Coles, Darnell
 '93..... Gregg, Tommy
 '94..... Pegues, Steve
 '95-96..... Ruffin, Johnny
 '98..... Cooke, Steve
 '99..... Hudek, John
 LaRue, Jason
 2000..... Sexton, Chris
 Dawkins, Gookie
 '01..... Jennings, Robin
 '02-05..... Pena, Wily Mo
 '06-07..... Ross, David
 '08..... Ross, David
 Castillo, Wilkin
 '09..... Castillo, Wilkin
 '11..... Hermida, Jeremy
 '12-13..... Paul, Xavier
 '14..... Francis, Jeff
 '15-18..... Iglesias, Raisel

27
 '33..... Smith, Bob
 Robello, Tommy
 '34..... Lombardi, Ernie
 '35..... Schott, Gene
 '36..... Moore, Dee
 Nelson, Emmett
 '37..... Jorgensen, Pinky
 Vander Meer, Johnny
 '39..... Bongiovanni, Nino
 '41..... Waner, Lloyd
 '42-45..... Walker, Gee
 '46-47..... Lukon, Eddie
 '48..... Wrostek, Johnny
 '53..... Joe Szekeley
 '55..... Gorbous, Glen
 '55-56..... Silvera, Al
 '56..... Flood, Curt
 '57..... Schult, Art
 Taylor, Joe
 '59..... Powers, Johnny
 '60..... Anderson, Harry
 Walls, Lee
 '61..... Anderson, Harry
 '61-62..... *Whisenant, Pete
 '66-67..... Baldschun, Jack
 '73..... Locklear, Gene
 '88-97..... Rijo, Jose
 2001-02..... Rijo, Jose
 '05..... Bergolla, William
 '07-08..... Keppinger, Jeff
 '09..... Sutton, Drew
 Rolen, Scott
 '10-12..... Rolen, Scott
 '15..... Boesch, Brennan
 '16..... Ohlendorf, Ross
 '17-18..... Ervin, Phillip

28
 '34..... Frey, Benny
 '35..... Brennan, Don
 '36..... Brennan, Don
 Joost, Eddie
 '37..... Brennan, Don
 '37..... Gehrman, Paul
 '39-40..... DiMaggio, Vince
 '41..... Sauer, Hank
 '42..... Kelleher, Frankie
 Sauer, Hank
 '43..... Aleno, Chuck
 '44..... Eisenhardt, Jake
 '45..... Sauer, Hank
 '46..... Lawing, Garland
 Vollmer, Clyde

'48..... Litwhiler, Danny
 Rickert, Marv
 '49-50..... Litwhiler, Danny
 '52..... Abrams, Cal
 '52-57..... Post, Wally
 '58..... Miksis, Eddie
 '58-68..... Pinson, Vada
 '69-73..... Tolan, Bobby
 '74..... Freed, Roger
 '77-78..... Summers, Champ
 '79..... Mejias, Sam
 Summers, Champ
 '80-81..... Mejias, Sam
 '82-85..... Cedeno, Cesar
 '86-89..... Daniels, Kal
 '89..... Madison, Scotti
 '90-91..... Myers, Randy
 '92-93..... Ruskin, Scott
 '94-98..... Harris, Lenny
 '98..... Konerko, Paul
 '99-2000..... Lewis, Mark
 '00..... Bell, Mike
 '01..... Rivera, Ruben
 '02-06..... Kearns, Austin
 '06-07..... Lohse, Kyle
 '08-09..... Encarnacion, Edwin
 '09..... Balentien, Wladimir
 '10-14..... Heisey, Chris
 '15-18..... DeSclafani, Anthony

29
 '33..... Quinn, Jack
 '34..... #Shotton, Burt
 '35..... Nelson, Emmett
 Sullivan, Billy
 '36..... *Sheehan, Tom
 '37..... Jorgensen, Pinky
 *Sheehan, Tom
 '42..... Secony, Frank
 Vollmer, Clyde
 '43..... Niemes, Jack
 '44..... Shoun, Clyde
 '48-49..... Sauer, Hank
 '49..... Walker, Harry
 Post, Wally
 '57-59..... Whisenant, Pete
 '60..... Post, Wally
 Whisenant, Pete
 '61-63..... Post, Wally
 '68-69..... Johnson, Alex
 '71..... Bradford, Buddy
 '73..... Stahl, Larry
 '75..... Spencer, Tom
 '78-81..... Collins, Dave
 '82-84..... Trevino, Alex
 '86-88..... Jones, Tracy
 '88-91..... Winningham, Herm
 '92..... Swindell, Greg
 '94-98..... Boone, Bret
 '99..... Johnson, Brian
 2000-01..... Bell, Rob
 '01-02..... Acevedo, Jose
 '02..... Gonzalez, Raul
 '03-04..... Acevedo, Jose
 '05..... Kelly, Kenny
 Perez, Miguel
 '07..... Stanton, Mike
 '08-13..... Hanigan, Ryan
 '14-15..... Pena, Brayn
 '16-18..... Finnegan, Brandon

30
 '32..... *Doolan, Mickey
 '34..... Kampouris, Alex
 Picinich, Val
 '35..... Hilcher, Whitey
 '36-37..... *Kelly, George
 '37..... McCormick, Frank
 '39-42..... Derringer, Paul
 '49-51..... Peterson, Kent
 Bolger, Jim

'55-58..... Freeman, Hersh
 '58..... Newcombe, Don
 '61-66..... Jay, Joey
 '68..... Ritchie, Jay
 '69-72..... Merritt, Jim
 '73-81..... Griffey, Ken Sr.
 '82..... Hurdle, Clint
 '83..... Williams, Dallas
 '87..... Hoffman, Guy
 '88..... McClendon, Lloyd
 '89-90..... Griffey, Ken Sr.
 '92..... Martinez, Dave
 '93-94..... Kelly, Roberto
 '94-95..... Hunter, Brian R.
 '96..... Coleman, Vince
 Perez, Eduardo
 '97-2000..... *Griffey Jr., Ken
 '00-05..... Griffey Jr., Ken
 '06..... McCracken, Quinton
 Hopper, Norris
 '07-08..... Hopper, Norris
 '09..... Tatum, Craig
 '10-11..... Wood, Travis
 '12..... Navarro, Dioner
 '13..... Duke, Zach
 '14-15..... Bourgeois, Jason
 '16..... Waldrop, Kyle
 '17..... Alcantara, Arismendy
 '17-18..... Mahle, Tyler

31
 '32..... #Howley, Dan
 '33..... Blugeot, Otto
 '34..... Marshall, Bill
 '35..... *Sheehan, Tom
 '36..... Hilcher, Whitey
 '37..... English, Charlie
 Vander Meer, Johnny
 '39-48..... Walters, Bucky
 '49-53..... Wehmeier, Herm
 Drews, Karl
 Ross, Cliff
 Wehmeier, Herm
 '55..... Gross, Don
 Lane, Jerry
 '56-57..... Gross, Don
 '58..... Hayden, Gene
 O'Toole, Jim
 Rabe, Charlie
 '59-66..... O'Toole, Jim
 '68..... McGinn, Dan
 '69..... *Haddix, Harvey
 '70-73..... McGlothlin, Jim
 '74-75..... Kirby, Clay
 '77-81..... Moskau, Paul
 '84-89..... Franco, John
 '92-93..... Belcher, Tim
 '94-96..... McElroy, Chuck
 '96..... Mogan, Mike
 Smith, Lee
 '97..... #McKeon, Jack
 Timmons, Ozzie
 '98..... Sullivan, Scott
 '99-2000..... #McKeon, Jack
 '01-03..... Stinnett, Kelly
 '04..... Bong, J.K.
 '05-08..... Belisle, Matt
 '09-11..... Gomes, Jonny
 '12-14..... Simon, Alfredo
 '15..... Marquis, Jason
 Finnegan, Brandon
 '16..... Simon, Alfredo
 '17..... Storen, Drew
 '18..... Gallardo, Yovani

32
 '36..... Davis, Peaches
 '36-39..... Grissom, Lee
 '39..... Grissom, Lee
 '41..... Pearson, Monte
 '46-47..... Lambert, Clay

'48.....Cress, Walker
Hughes, Tommy
'49.....Cress, Walker
'50-54.....Smith, Frank
'55.....Pearce, Jim
'56.....Smith, Frank
'57.....Sanchez, Raul
'58.....Haddix, Harvey
'59.....Cuellar, Mike
'59-61.....Osteen, Claude
'62, '64-67.....Ellis, Sammy
'68.....Pappas, Milt
'73-79.....Norman, Fred
'82.....Shirley, Bob
'83.....Gale, Rich
'84.....Owchinko, Bob
'85-94.....Browning, Tom
'95-97.....Jarvis, Kevin
'97-2005.....Graves, Danny
'05.....*Moses, John
'06-07.....*Hatcher, Billy
'08-16.....Bruce, Jay
'17.....Turner, Stuart
'18.....Harvey, Matt

33

'35.....*Kelly, George
'37.....Miller, Eddie
'39-43.....Vander Meer, Johnny
'44-45.....Carter, Arnold
'46-49.....Vander Meer, Johnny
'50.....Hetki, Johnny
'51.....Blackburn, Jim
'53.....Church, Bubba
Kelly, Bob
'54.....Drews, Karl
'55.....Ridzik, Steve
'58.....Hatfield, Fred
'63.....Worthington, Al
'64.....Duren, Ryne
Worthington, Al
'65-66.....Zanni, Dom
'67-68.....Abernathy, Ted
'69.....Pascual, Camilo
'70.....Behney, Mel
'73-77.....Armbrister, Ed
'79.....Blair, Paul
'81-82.....Bittner, Larry
'84-90.....Robinson, Ron
'90-91.....Minutelli, Gino
'93-94.....Dorsett, Brian
'96.....Gibralter, Steve
'98.....Hudek, John
Kroon, Mark
'99.....Avery, Steve
'00-2001.....*Griffey, Ken Sr.
'02-03.....Branyan, Russell
'04.....Matthews, Mike
'05-06.....Aunila, Rich
'07.....Hamilton, Josh
'08.....Fogg, Josh
'09-10.....Owings, Micah
'11-12.....Arredondo, Jose
'14.....Rodriguez, Yorman
'16.....Ibarren, Hernan
'17-18.....Winker, Jesse

34

'33.....*Ens, Jewel
'37.....Jordan, Buck
'39.....Weaver, Jim
West, Dick
'40-42.....Turner, Jim
'43-46.....Heusser, Ed
'47-51.....Erautt, Eddie
'53.....Collum, Jackie
Erautt, Eddie
'54-55.....Collum, Jackie
'56.....Meyer, Russ
'57.....Osteen, Claude
Rabe, Charlie

'58.....Kellner, Alex
'60.....Wieand, Ted
'60-61.....Bridges, Marshall
'61.....Jones, Sherman
'62.....Drabowski, Moe
'64.....Nichols, Chet
'66-67.....Pappas, Milt
'69.....Pena, Jose
Ramos, Pedro
'70.....Belinsky, Bo
'70-79.....Borbon, Pedro
'80.....Burnside, Sheldon
'82.....Kern, Jim
'82-84.....Scherrer, Bill
'84-85.....Knically, Alan
'85.....Smith, Mike
'86-87.....Gullickson, Bill
'88-92.....Reed, Jeff
'93-94.....Service, Scott
'95.....Smith, Pete
'95-97.....Burba, Dave
'98.....Frank, Mike
'99-2001.....Tucker, Michael
'01.....Pickering, Calvin
'02.....Encarnacion, Juan
'02-03.....Dempster, Ryan
'04-06.....Clausson, Brandon
'07-18.....Bailey, Homer

35

'33.....#Bush, Donie
'36.....Moore, Whitey
'37.....Campbell, Gilly
'38.....Lombardi, Ernie
'39-42.....Moore, Whitey
'42-43.....Shoun, Clyde
'44.....Katz, Bob
Konstanty, Jim
'45.....Bossler, Mel
Modak, Mike
'46.....Andrews, Nate
'47.....Perkowski, Harry
Schultz, Mike
'49-54.....Perkowski, Harry
'55-58.....Klippsstein, Johnny
'58.....Hayden, Gene
Wieand, Ted
'59.....Mabe, Bob
'60.....Sanchez, Raul
'65-69.....Arrigo, Jerry
'70-76.....Gullett, Don
'77.....Fryman, Woodie
'79-85.....Pastore, Frank
'87-88.....Pacillo, Pat
'88.....St. Claire, Randy
'89.....Griffin, Mike
'90-91.....Williams, Stan
'92.....Berroa, Geronimo
'93-2005.....*Gullett, Don
'05-06.....Standridge, Jason
'07.....Saarloos, Kirk
'08-12.....*Speier, Chris
'14.....*Smith, Steve
'15-18.....#Riggleman, Jim

36

'37.....Moore, Whitey
Moore, Dee
'38.....Davis, Spud
'39.....Hafey, Bud
Livengood, Wes
Niggeling, Johnny
'41.....Beggs, Joe
'44.....Shoun, Clyde
'45.....Bush, Guy
Kennedy, Vern
'46.....Shound, Clyde
'47.....Raffensberger, Ken
Shound, Clyde
'48-53.....Raffensberger, Ken

'54.....Lane, Jerry
Picone, Mario
Raffensberger, Ken
'55.....Minarcin, Rudy
'56.....Oldham, John
'57.....Hacker, Warren
Hook, Jay
Amor, Vincente
'58-60.....Newcombe, Don
'63-65.....Shore, Ray
'66-67.....Davidson, Ted
'68.....Carroll, Clay
Davidson, Ted
'69-75.....Carroll, Clay
'76.....Hinton, Rich
'77-88.....Soto, Ramon
'89-90.....Roomes, Rolando
'91.....Carman, Don
'95.....Wells, David
'96.....Service, Scott
'97.....Morgan, Mike
'98-2000.....White, Gabe
'00.....Aybar, Manny
'00-01.....Cromer, D.T.
'02-04.....White, Gabe
'05.....Ortiz, Ramon
'06.....Cormier, Rheel
'07.....Gosing, Mike
'08-11.....Volquez, Edinson
'12-13.....Rodriguez, Henry
'14-15.....Holmberg, David
'15.....Gregg, Kevin
'16-17.....Wood, Blake
'17-18.....Mella, Keury

37

'37.....Mele, Dutch
'38.....McCormick, Frank
'39.....Barrett, Red
Davis, Peaches
'39-40.....Shoffner, Milt
'41-43.....Starr, Ray
'44.....Gumbert, Harry
'45-46.....Fox, Howie
'47.....Lively, Bud
'48.....Filipowicz, Steve
'48-49.....Lively, Bud
'53.....King, Clyde
'55.....Hooper, Bob
'56.....Shult, Art
'58-64.....Purkey, Bob
'65.....Craig, Roger
'67-68.....Tsitouris, John
'69-71.....Granger, Wayne
'74-76.....McEneaney, Will
'77-78.....Murray, Dale
'79-80.....Tomlin, Dave
'81.....Combe, Geoff
'82-83.....Harris, Greg
'84.....McGaffigan, Andy
Smith, Mike
'85.....McGaffigan, Andy
'86.....Smith, Mike
'87.....Scherrer, Bill
'88-92.....Charlton, Norm
'93.....*Rothschild, Larry
'95-96.....Hernandez, Xavier
'96.....Lilliquist, Derek
'97-99.....Belinda, Stan
2000.....Charlton, Norm
'00-01.....Winchester, Scott
Miller, Corky
'02.....Miller, Corky
'03.....Smitherman, Stephen
'05-06.....Shackelford, Brian
'07.....Cormier, Rheel
Livingston, Bobby
'09.....Roenicke, Josh
'09-10, '13.....Miller, Corky
'16.....Cabrera, Ramon

'17.....Feldman, Scott
'18.....Hernandez, David
38
'38.....Kampouris, Alex
'39.....Naktenis, Pete
Simmons, Al
West, Dick
'41.....Hutchings, Johnny
'43-44.....Malloy, Bob
'45.....Orphal, John
Riddle, Elmer
'46.....Dasso, Frank
Malloy, Bob
'47-48.....Peterson, Kent
'50.....Avrea, Jim
'50-52.....Byerly, Bud
'52-55.....Podbielan, Bud
'56.....LaPalme, Paul
'61.....Nunn, Howie
'62.....Hillman, Dave
'62-66.....Tsitouris, John
'66.....Fischer, Hank
'67-77.....Nolan, Gary
'77.....Torres, Angel
'80-84.....Berenly, Bruce
'84-85.....Tibbs, Jay
'86.....Terry, Scott
'87.....Perry, Pat
'88.....Brown, Keith
Perry, Pat
'90-91.....Brown, Keith
'92.....Afenir, Troy
'95.....Remlinger, Mike
'97.....Mercker, Kent
'98-2001.....Harnisch, Pete
'02.....Moehler, Brian
'03-05.....Wagner, Ryan
'06-08.....Majewski, Gary
'09.....Wells, Jim
'10-18.....*Price, Bryan
'18.....Casali, Curt

39

'35.....Gamble, Lee
'38.....Myers, Billy
'39-42.....Thompson, Junior
'43.....Stone, Rocky
'44.....Ferguson, Bob
Katz, Bob
Peterson, Kent
'45.....Bowman, Joe
'49.....Dobernick, Jess
Howell, Dixie
'52-60.....Nuxhall, Joe
'62.....Miller, Bob
Wills, Ted
'65.....Locke, Bobby
'67.....Osteen, Darrell
'68-69.....Culver, George
'70.....Washburn, Ray
'71-72.....Gibbon, Joe
'84-87.....Parker, Dave
'88.....Roenicke, Ron
'91-93.....Hill, Milt
'93.....Hanson, Erik
'95.....Worthington, Craig
'96.....Belk, Tim
Coleman, Vince
Martinez, Pedro A.
'97-98.....Perez, Eduardo
2000.....Cromer, D.T.
Mercado, Hector
'01.....Atchley, Justin
'01.....Gonzalez, Raul
'02.....Silva, Jose
'03.....Manzanillo, Josias
'03-10.....Harang, Aaron
'11-18.....Mesoraco, Devin
'18.....Sims, Lucas

40

'38.....Riggs, Lew
'40.....Hutchings, Johnny
'41.....Logan, Bob
'46-48.....Hetki, Johnny
'49.....Fanovich, Frank
'50-51.....Ramsdell, Willie
'52.....Church, Bubba
'52.....Jordan, Niles
'56-59.....Acker, Tom
'60.....McLish, Cal
'61.....Johnson, Ken
'62.....Sisler, Dave
'67.....Boehmer, Len
'67.....Cloninger, Tony
'76.....Zachry, Pat
'77.....Hoemer, Joe
Zachry, Pat
'78-80.....Bair, Doug
'81.....Edelen, Joe
Bair, Doug
'82.....Edelen, Joe
'84-85.....*Williams, Stan
'86.....Denny, John
'87.....Montgomery, Jeff
'88-91.....Armstrong, Jack
'92.....Green, Gary
'93-95.....Pugh, Tim
'96.....Carrara, Giovanni
Pugh, Tim
'97.....Bones, Ricky
'97-99.....Tomko, Brett
2002.....Dempster, Ryan
'03-05.....Wilson, Paul
'07.....Coutlangus, Jon
'08-11.....Masset, Nick
'13.....Reynolds, Greg
'14-15.....Axelrod, Dylan
'15-16.....Holt, Tyler
'17-18.....Brice, Austin

41

'38.....Goodman, Ival
'40-44.....Riddle, Elmer
'45.....Beck, Boom Boom
'46-49.....Gumbert, Harry
'52.....Hiller, Frank
'58.....Kellner, Alex
'59.....Bailey, Jim
'61.....Hunt, Ken
'62-66.....Nuxhall, Joe
'77-82.....Seaver, Tom
'87.....Hume, Tom
Ruess, Jerry
'90.....#Piniella, Lou
'93.....Reardon, Jeff
'95.....Pennington, Brad
'96-98.....Shaw, Jeff
'99-2000.....Villone, Ron
'01-03.....Reitsma, Chris
'04.....Sanchez, Jesus
'05-07.....*Jerry Narron
'07.....*Kelly, Pat
'31/08.....Harang, Aaron
'08.....Affeldt, Jeremy
'09-12.....*Berry, Mark
'14.....Dennick, Ryan
'15.....Matthews, Ryan
'16.....Somsen, Layne
Wright, Daniel
'17.....Buchanan, Jake
Shackelford, Kevin
'18.....Shackelford, Kevin
Wisler, Matt

42

'38.....Cooke, Dusty
'40.....Barrett, Red
'42.....Burpo, George
'44.....De La Cruz, Tommy

'45..... Hetki, Johnny
Lisenbee, Hod
'46..... Burpo, George
'47..... Polivka, Ken
'53..... Johannes, Ivan
'54..... Savransky, Moe
'55..... Staley, Gerry
'56-58..... Jeffcoat, Hal
'59..... Brosnan, Jim
Jeffcoat, Hal
'60-63..... Brosnan, Jim
'64-68..... McCool, Billy
'69..... Ribant, Dennis
Short, Bill
70..... Noriega, John
71..... Blateric, Steve
76-77..... Alcalá, Santo
78-80..... Bonham, Bill
'83-84..... Cato, Keeffe
'85..... Stuper, John
'86..... Willis, Carl
'89-90..... Mahler, Rick
'91..... Jefferson, Reggie
Jefferson, Stan
'93..... Varsho, Gary
'94-95..... Jarvis, Kevin
'95..... Jackson, Mike
'96..... Salkeld, Roger
4/15/07..... Griffey Jr., Ken
4/15/08..... Griffey Jr., Ken
#Baker, Dusty

April 15 each year..... Team

Retired in 1997
Jackie Robinson

43
'38..... Gamble, Lee
'40-44..... Beggs, Joe
'44..... Lohman, Bill
Nuxhall, Joe
'45..... Dasso, Frank
'46-47..... Beggs, Joe
'48..... Blackburn, Jim
'48-51..... Fox, Howie
'53-55..... Fisher, Maury
'56..... Kennedy, Bill
Jansen, Larry
'58..... Low, Turk
'58-60..... Pena, Orlando
'62..... Nunn, Howie
'63..... Zanni, Dom
'66-67..... Nottebart, Don
'69..... Fisher, Jack
'70-71..... Wilcox, Milt
'72-77..... Billingham, Jack
'78..... Tomlin, Dave
'80..... Howell, Jay
'81..... Brown, Scott
'86-87..... Landrum, Bill
'88..... Gray, Jeff
Reed, Jeff
'89..... Tekulve, Kent
'90-91..... Layana, Tim
'93..... Landrum, Bill
'96-98..... Remlinger, Mike
'99..... Ryan, B.J.
2000-01..... Fernandez, Osv.
02-04..... Haynes, Jimmy
04-05..... Hancock, Josh
'06..... Tunnell, Lee
'07-09..... Pole, Dick
10-12..... Cairo, Miguel
'13-15..... Parra, Manny
'16-18..... Schebler, Scott

44
'38..... Craft, Harry
'42..... Blackwell, Ewell
'46-47..... Malloy, Bob

'48..... Blackburn, Jim
Hughes, Tommy
Cress, Walker
'58-59..... Schmidt, Willard
'60-65..... Henry, Bill
'65..... Duffalo, Jim
Henry, Bill
'69..... Jackson, Al
Noriega, John
'71-73..... Sprague, Ed
'73-74..... Baney, Dick
'75-76..... Darcy, Pat
'77..... Caldwell, Mike
'77-79..... Capilla, Doug
'79-82..... Liebrandt, Charlie
'84-91..... Davis, Eric
'93-95..... Roper, John
'95..... Duncan, Mariano
Viola, Frank
'96..... Davis, Eric
'97..... Watkins, Pat
'98..... Nieves, Melvin
Winchester, Scott
'99..... Cameron, Mike
2000..... Hunter, Brian L.
01-08..... Dunn, Adam
'10-15..... Leake, Mike
'15..... Waldrop, Kyle
'16..... Reed, Cody
'18..... Rainey, Tanner

45
'38..... Jordan, Buck
Richardson, Nolen
Stein, Justin
'46..... Wittig, Johnnie
'47..... Wehmeier, Herm
Young, Babe
'48..... Sauer, Hank
Wehmeier, Herm
'51-53..... Blake, Ed
'52..... Haugstad, Phil
Schmitz, Johnny
'57..... Skaugstad, Dave
'58..... Kelly, Bob
Morejon, Dan
'60..... Richards, Duane
'67..... Wood, Jake
'70-72..... Simpson, Wayne
'73-74..... Nelson, Roger
'76-79..... Sarmiento, Manny
'82-83..... Hayes, Ben
'84-85..... Kaat, Jim
'86..... Welsh, Chris
'87-88..... Rasmussen, Dennis
'88..... Sierra, Candy
'89..... Sebra, Bob
'90-92..... Hammond, Chris
'93..... Hughes, Keith
Wickander, Kevin
'94-97..... Brantley, Jeff
'98..... Hutton, Mark
Tarasco, Tony
2000-02..... Dessens, Elmer
'03..... Anderson, Jimmy
'03-04..... Van Poppel, Todd
'05..... Ramirez, Elizardo
'06..... Hammond, Chris
Guardado, Eddie
'06-08..... 10-12..... Bray, Bill
'13-15..... Marshall, Sean
'16-18..... *Benavides, Freddie

46
'38..... Bengé, Ray
Lang, Don
'46..... Vollmer, Clyde
'53..... Baczewski, Fred
Nevel, Ernie
'54-55..... Baczewski, Fred
'56-59..... Lawrence, Brooks

47
'38..... Bengé, Ray
Lang, Don
'46..... Vollmer, Clyde
'53..... Baczewski, Fred
Nevel, Ernie
'54-55..... Baczewski, Fred
'56-59..... Lawrence, Brooks

'60..... Grimm, Bob
Lawrence, Brooks
'60-70..... Maloney, Jim
'74..... Osburn, Pat
'83-84..... Russell, Jeff
'85-88..... Murphy, Rob
'92-93..... Brumfield, Jacob
'94-97..... Schourek, Pete
'98..... Nieves, Melvin
Winchester, Scott
'99..... Bere, Jason
2000..... Kieschnick, Brooks
01-04..... Riedling, John
'05..... Simpson, Allan
'06..... Mays, Joe
'07..... #Mackanin, Pete
'08..... Phillips, Andy
'09-11..... Fisher, Carlos
'13-14..... Partch, Curtis
'15-16..... Moscot, Jon
'17..... Adleman, Tim
'18..... Gosselin, Phil
Williams, Mason

47
'38..... Frey, Lonny
'46-52..... Blackwell, Ewell
'53-54..... Judson, Howie
'58..... Hook, Jay
Wight, Bill
'59..... Arroyo, Luis
Rudolph, Don
'59-61..... Hook, Jay
'62..... Klippstein, Johnny
'63..... Coates, Jim
'65..... Arrigo, Gerry
'71..... Garrett, Greg
'74..... McQueen, Mike
'77-85..... Williams, Frank
'87-88..... Scudder, Scott
'89-91..... Bradley, Scott
'92..... Ruffin, Johnny
'95..... Sullivan, Harry
'96..... Smith, Lee
1996-2007..... *Hume, Tom
'08-15..... Cueto, Johnny
'15-16..... Lamb, John
'17-18..... Romano, Sal

48
'38..... Davis, Kiddo
'47..... Riddle, Elmer
'48..... Burkhart, Ken
Holcombe, Ken
'49..... Burkhart, Ken
'53..... Martin, Barney
'56..... Scantlebury, Pat
'63..... Owens, Jim
'67-68..... Lee, Bob
'71-73..... Grimsley, Ross
'80..... Combe, Geoff
'83-87..... Power, Ted
'88-90..... Birtsas, Tim
'91..... Power, Ted
'92-93..... Henry, Dwayne
'93-94..... Spradlin, Jerry
'95..... Reed, Rick
'96..... Spradlin, Jerry
'97..... White, Gabe
'98..... Jordan, Ricardo
Krivda, Rick
1999-2003..... Williamson, Scott
'03-05..... Valetine, Joe
'06..... Gosling, Mike
'07..... Cruz, Enrique
'08-11 Cordero, Francisco
'12-14..... Ludwick, Ryan
'15-16..... Sampson, Keyvius
'17..... Astin, Barrett
'18..... Hughes, Jared

49
'38..... Bongiovanni, Nino
'54..... Valentine, Corky
'55..... Black, Joe
Valentine, Corky
'56..... Black, Joe
'72-73..... Tomlin, Dave
'74-77..... Eastwick, Rawly
'80-86..... Price, Joe
'88-94..... Dibble, Rob
'95..... Nitkowski, C.J.
Wilson, Nigel
Wells, David
'97..... Eischen, Joey
'98..... Weathers, Dennis
'98-01..... Reyes, Dennis
'02..... Pineda, Luis
'03..... Heredia, Felix
'04-06..... *Chambliss, Chris
'07-12..... *Jacoby, Brock
'14-15..... #Bell, Jay
'16..... *Riggins, Mark
'16..... Renda, Tony
'17..... Wallach, Chad
'18..... Weiss, Zack

50
'38..... Hershberger, Willard
'50-52..... #Sewell, Luke
'52..... #Hornsby, Rogers
'53..... Hornsby, Rogers
'64..... Helms, Tommy
'77-78..... Dumoulin, Dan
'82-84..... Lesley, Brad
'92..... Bolton, Tom
'93..... Gordon, Keith
'95..... Wells, David
'96..... *Bombard, Marc
*Hume, Tom
'97..... Crowell, Jim
Service, Scott
'99..... Service, Scott
2000..... Bell, Rob
*Dunlop, Harry
'01..... Reith, Brian
'01-02..... Hamilton, Joey
'03..... Mercker, Kent
Serafini, Danny
'04..... *Naron, Jerry
'05-06..... Mercker, Kent
'07..... Dumatrait, Phil
'08..... Mercker, Kent
'09..... Viola, Pedro
'10..... Springer, Russ
'11..... Willis, Dontrelle
'12..... Broxton, Jonathan
'13-14..... Soto, Neftali
'15..... Lorenzen, Michael
'16..... Diaz, Dayan
'17-18..... Garrett, Amir

51
'38..... Lang, Don
Oulaw, Jimmy
'50-51..... *Cucinello, Tony
'51..... #Litwiler, Danny
'52..... *Brucker, Earle
'53..... *Garrison, Ford
'54-57..... Fowler, Art
'57..... #Podbielan, Bud
'74-75..... Carroll, Tom
'78-81..... LaCoss, Mike
'85..... Buchanan, Bob
'88-89..... Brown, Marty
'93..... Tubbs, Greg
'95..... Owens, Eric
'96..... Fordyce, Brook
'97..... Tabaka, Jeff
'98..... Bere, Jason
Priest, Eddie
'99..... Winchester, Scott

'00-2001..... Wohlers, Mark
'01..... MacRae, Scott
'03..... Austin, Jeff
'03-04..... Norton, Phil
'06..... Franklin, Ryan
'07-11..... Burton, Jared
'12..... Marshall, Sean
'13-14..... Broxton, Jonathan
'15..... Hand, Donovan
Balester, Collin
'16..... Selsky, Steve
'17..... Bonilla, Lisalberto
'18..... Crockett, Kyle
Trahan, Blake

52
'38..... Derringer, Paul
'50..... *Manusco, Gus
'51..... #Litwiler, Danny
'52..... *Chapman, Ben
'53..... #Mills, Buster
'54..... Powell, William
'91..... Sanford, Mo
'92..... Menendez, Tony
'93..... Luebbers, Larry
'96..... Mitchell, Keith
'97..... Winchester, Scott
2000..... Larkin, Andy
Riedling, John
'01..... Mercado, Hector
'02..... Chen, Bruce
'03-04..... Reith, Brian
'05..... Booker, Chris
Stone, Ricky
'06..... Williams, Dave
Yan, Esteban
Johnson, Jason
'07..... Stone, Ricky
'08-10..... Herrera, Daniel Ray
'11..... Reineke, Chad
'12-17..... Cingrani, Tony
'17..... Farrell, Luke
'18..... *Darwin, Danny

53
'38..... Grissom, Lee
'50-52..... *Page, Phil
'54..... #Drews, Karl
Zuverink, George
'64..... Dickson, Jim
'64..... Duren, Ryne
'76-77..... Henderson, Joe
'85..... Smith, Mike
'91..... Sanders, Reggie
'93..... Wickander, Kevin
'94..... Delucia, Rich
'96..... Pugh, Tim
Moore, Marcus
'97..... Martinez, Pedro A.
'98..... Williams, Todd
2000..... Luebbers, Larry
'01-02..... Brower, Jim
'02..... Fernandez, Jared
'03..... #Budzinski, Mark
'03-05..... *Whisler, Randy
'06..... Burns, Mike
'07..... Salmon, Brad
'08..... Thompson, Daryl
'09-10..... Rhodes, Arthur
'14-15..... Contreras, Carlos
'16..... #Hayes, Drew
'16-18..... Peralta, Wandy

54
'38..... Schott, Gene
'54..... Minarcin, Rudy
Pearce, Jim
'65-66..... Osteen, Darrell
'84..... Browning, Tom
'89..... Leary, Tim
'91-94..... Foster, Steve

'96.....Mottola, Chad
'98.....Glauber, Keith
'00.....Clark, Brady
'01.....Selby, Bill
'01.....Fernandez, Jared
'02.....Hudson, Luke
'03.....Hamilton, Joey
'04-05.....Hudson, Luke
'06.....Abad, Andy
Ramirez, Elizardo
'07.....Ramirez, Elizardo
'08.....Cabrera, Jolbert
'10-15.....Chapman, Aroidis
'16.....Cotham, Caleb
'17.....Davis, Rookie

55
'38.....Davis, Peaches
'68-69.....Beauchamp, Jim
'75.....Werner, Don
'89.....Roesler, Mike
'90-91.....Sutko, Glenn
'92.....Pugh, Tim
'93.....Powell, Ross
'94.....Fortugno, Tim
'97.....Timmons, Ozzie
2000-02.....Berry, Mark
'02.....Estes, Shawn
'04-08.....Berry, Mark
'09-11.....Hernandez, Ramon
'12-14.....Latos, Mat
'15.....Schumaker, Skip
'16-18.....Stephenson, Robert

56
'38.....Hollingsworth, Al
Walters, Bucky
'64-65.....Davidson, Ted
'80.....Householder, Paul
'82.....Lawless, Tom
'84.....Rowdon, Wade
'88.....Harris, Lenny
'89-90.....Rodriguez, Rosario
'92.....Greene, Willie
'93.....Anderson, Mike
Kaiser, Jeff
'96-97.....Sullivan, Scott
'98.....Klingenbeck, Scott
'99-2003.....Sullivan, Scott
'04.....Myette, Aaron
'05-07.....Coffey, Todd
'08.....Coffey, Todd
Owings, Micah
'09-11.....Maloney, Matt
'13.....Freeman, Justin
'14-15.....Pico, Jeff
'16.....Delabar, Steve
'16-18.....Power, Ted

57
'38.....Vander Meer, Johnny
'78.....Spillman, Harry
'80.....Milner, Eddie
'85.....O'Neill, Paul
'88.....Snider, Van
'91.....Benavides, Freddie
'92.....Costo, Tim
'93-97.....Smiley, John
'98.....Petagine, Roberto
'99.....Greene, Rick
Guzman, Juan
2001.....Nichting, Chris
'03.....Robson, Tom
'03.....Bale, John
'04.....Clark, Jermaine
'05.....Keisler, Randy
'06.....Germano, Justin
Harris, Brendan
'07.....Santos, Victor
'08-10.....Lincoln, Mike
'11.....Horst, Jeremy
'12-18.....Jenkins, Mack
'18.....Reyes, Jesús

58
'38.....Cascarella, Joe
'74.....Darcy, Pat
'78.....DeFreites, Art
'87.....Treadway, Jeff
'92-93.....Hernandez, Cesar
'93.....Ruffin, Johnny
'94-97.....Carrasco, Hector
'97.....Lewis, Richie
'98-2000.....Parris, Steve
'01.....Rodriguez, Frank
'02.....Almanzar, Carlos
'03.....Hall, Josh
'05-06.....Ruhle, Vern
'07.....Lopez, Pedro
'08-09.....Ramirez, Ramon
'10.....Del Rosario, Emerico
'11.....Thompson, Daryl
'12.....Redmond, Todd
'13-14.....Christiani, Nick
'15.....Adcock, Nate
'16.....Straily, Dan
'17-18.....Castillo, Luis

59
'38.....Kleinmans, Ted
West, Dick
'84.....Toliver, Fred
'90-91.....Gross, Kip
'92.....Brown, Keith
'92-93.....Ayala, Bobby
'96.....Lyons, Curt
2000.....Glauber, Keith
'01.....Davis, Lance
'03.....Berry, Mark
'04.....Jones, Todd
'05.....Sardinha, Dane
'07.....McBeth, Marcus
'08-12.....Lopez, Juan
'14-18.....Long, Don

60
'38.....Moore, Whitey
'93.....Koeling, Brian
2001.....Greenwell, Mike
Piersoll, Chris
'03-'04.....Hummel, Tim
'04.....Padilla, Juan
'06.....Schoeneweis, Scott
'08.....Rosales, Adam
'09.....Manuel, Robert
Barker, Kevin
'12-16.....Hoover, J.J.
'16.....Magill, Matt
'18.....Kelly, Pat

61
'38.....Barrett, Red
'82.....Redus, Gary
'93.....Bushing, Chris
'95.....Gibralter, Steve
'97.....Carrara, Giovanni
2003.....Watson, Mark
'06-13.....Arroyo, Bronson
'14-15.....Tinsley, Lee
'16.....Lopez, Raffy
Melville, Tim
'17.....Arroyo, Bronson
'18.....Quackenbush, Kevin
Guerrero, Gabriel

62
'38.....Berger, Wally
'93.....Kessinger, Keith
'95.....Courtright, John
'98.....Garcia, Guillermo
2003.....Etherton, Seth
'06.....Olmedo, Ray
'07.....Gil, Jerry
'08.....Richar, Danny
'09.....Lehr, Justin
'10-11.....Smith, Jordan
'14.....Bell, Trevor
'14-15.....Villarreal, Pedro
'16.....Morris, A.J.
'17-18.....Stephens, Jackson

63
'38.....Weaver, Jim
2003.....Stenson, Dernel
'06.....Michalak, Chris
'07.....Coats, Buck
'08.....Pettyjohn, Adam
'10-15.....LeCure, Sam
'17.....Hernandez, Ariel
'18.....Floro, Dylan
Aquino, Aristides

64
2003.....Chamblee, Jim
'06.....Kim, Sun-Woo
'07.....Shearn, Tom
'08.....Adkins, Jon
'09.....Balentien, Wladimir
'09-10.....Francisco, Juan
'14.....Corcino, Daniel
'15.....Smith, Josh
'16-18.....Jaramillo, Tony

65
'38.....McKechnie, Bill
'95.....Grott, Matt
2003.....Randall, Scott
'07.....Hanigan, Ryan
'08.....Roenicke, Josh
'12-13.....Villarreal, Pedro
'15.....LaMarre, Ryan
'17.....Wojciechowski, Asher

66
'38.....Gowdy, Hank
2003.....Norton, Phil
'10-14.....Ondrusek, Logan
'16.....De Los Santos, Abel
Ramirez, JC

67
'38.....Roush, Edd
'97.....Rodriguez, Felix
2003.....Sardinha, Dane
'12.....Rodriguez, Henry
'15.....Cabrera, Ramon
'16.....Kivlehan, Patrick
'17.....Chacin, Alejandro

68
2003.....Valent, Eric
'12.....Gregorius, Didi
'16.....Adleman, Tim
'17.....McGuire, Deck

69
'96.....Belk, Tim

70
'98.....Larkin, Stephen
2003.....Beislie, Matt
'12.....Cingrani, Tony
'14-16.....Diaz, Jumbo

71
2003.....Cerros, Juan

72
'95.....Duncan, Mariano
'96.....Goodwin, Curtis
'04-18.....Stefanski, Mike

73
'16.....Smith, Josh

75
'14.....Antigua, Nilson

77
2005.....Weber, Ben
2007.....Narrom, Johnny

79
'86.....Lett, Jim

81
2006-07.....Guardado, Eddie

87
'15-18.....Hughes, Dustin

88
'14-15.....Benavides, Freddie
'18.....Ebert, Derrin

89
'17.....Pollorena, Luis

REDS AWARD WINNERS
BBWAA MOST VALUABLE PLAYER

Ernie Lombardi..... 1938	Pete Rose..... 1973
Bucky Walters..... 1939	Joe Morgan..... 1975
Frank McCormick..... 1940	Joe Morgan..... 1976
Frank Robinson..... 1961	George Foster..... 1977
Johnny Bench..... 1970	Barry Larkin..... 1995
Johnny Bench..... 1972	Joey Votto.....2010

BBWAA MANAGER OF THE YEAR

Jack McKeon.....1999

BBWAA ROOKIE OF THE YEAR

Frank Robinson..... 1956	Pat Zachry..... 1976
Pete Rose.....1963	Chris Sabo.....1988
Tommy Helms.....1966	Scott Williamson..... 1999
Johnny Bench..... 1968	

SPORTING NEWS AWARDS
Manager of the Year

Bill McKechnie.....1940
Birdie Tebbetts.....1956

Executive of the Year

Warren Giles.....1938
Gabe Paul.....1956
Bob Howsam.....1973
Bob Quinn.....1990
Walt Jocketty.....2010

Most Valuable Player

Ernie Lombardi.....1938
Bucky Walters.....1939
Frank McCormick.....1940

Player of the Year

Johnny Vander Meer...1938
Johnny Bench.....1970
Joe Morgan.....1975
Joe Morgan.....1976

NL Player of the Year

Frank Robinson.....1961
Pete Rose.....1968
Johnny Bench.....1970
Joe Morgan.....1975
George Foster.....1976
George Foster.....1977

Rookie of the Year

Frank Robinson..... 1956
Ken Hunt.....1961
Pete Rose.....1963
Billy McCool.....1964
Tommy Helms.....1966
Lee May.....1967
Johnny Bench.....1968
Bernie Carbo.....1970
Tom Browning.....1985

Fireman of the Year

Ted Abernathy.....1967
Wayne Granger.....1969
Wayne Granger.....1970
Clay Carroll.....1972
Rawly Eastwick.....1976
Tome Hume.....1980
John Franco.....1988

Louisville Silver Slugger Award

1981..... George Foster, Dave Concepcion	1989..... Eric Davis, Barry Larkin	1998..... Barry Larkin
1982..... Dave Concepcion	1990..... Barry Larkin	1999..... Barry Larkin
1985..... Dave Parker	1991..... Barry Larkin	2005.....Felipe Lopez
1986..... Dave Parker	1992..... Barry Larkin	2011..... Brandon Phillips
1987..... Eric Davis	1995..... Barry Larkin	2012..... Jay Bruce
1988..... Barry Larkin	1996..... Barry Larkin	2013..... Jay Bruce

Rawlings Gold Glove Award

1957..... Roy McMillan	1976..... Geronimo, Bench, Morgan, Concepcion
1958..... Frank Robinson, Harvey Haddix, Roy McMillan	1977..... Geronimo, Bench, Morgan, Concepcion
1959..... Roy McMillan	1979..... Dave Concepcion
1961..... Vada Pinson	1987..... Eric Davis
1963..... Johnny Edwards	1988..... Eric Davis
1964..... Johnny Edwards	1989..... Eric Davis
1965..... Leo Cardenas	1994..... Barry Larkin
1968..... Johnny Bench	1995..... Barry Larkin
1969..... Pete Rose, Johnny Bench	1996..... Barry Larkin
1970..... Pete Rose, Tommy Helms, Johnny Bench	1998..... Bret Boone
1971..... Tommy Helms, Johnny Bench	1999..... Pokey Reese
1972..... Johnny Bench	2000..... Pokey Reese
1973..... Joe Morgan, Johnny Bench	2008..... Brandon Phillips
1974..... Geronimo, Bench, Morgan, Concepcion	2010..... Brandon Phillips, Bronson Arroyo, Scott Rolen
1975..... Geronimo, Bench, Morgan, Concepcion	2011..... Brandon Phillips, Joey Votto
	2013..... Brandon Phillips
	2017..... Tucker Barnhart

Miscellaneous Awards
Hank Aaron Award

Joey Votto.....2010
(Presented by the Commissioner to the best hitter in each league.)

MLB Comeback Player of the Year

Alex Johnson.....1968
Bobby Tolán.....1972
Ron Gant.....1995
Eric Davis.....1996
Ken Griffey Jr.....2005

The Hutch Award

Pete Rose.....1968
Bobby Tolán.....1972
Gary Nolan.....1975
Johnny Bench.....1981
Ron Oester.....1988
Sean Casey.....1999
(Presented to the player who "best exemplifies the character and fighting spirit of the late Fred Hutchinson...who overcomes any form of adversity.")

Rolaids Relief Man

Rawly Eastwick..... 1976
John Franco..... 1988
Jeff Brantley..... 1996
Jeff Shaw..... 1997

The Associated Press Manager of the Year

Fred Hutchinson.....1961
Sparky Anderson.....1972
Sparky Anderson.....1975
Jack McKeon.....1999

BBWAA Awards, Cincinnati Chapter

Most Valuable Player, Ernie Lombardi Award

1955	Wally Post, OF	1971	Lee May, 1B	1987	Eric Davis, OF	2003	Jose Guillen, OF
1956	Roy McMillan, SS	1972	Johnny Bench, C	1988	Danny Jackson, P	2004	Sean Casey, 1B
1957	Don Hoak, 3B	1973	Pete Rose, OF	1989	Eric Davis, OF	2005	Ken Griffey Jr., CF
1958	Johnny Temple, 2B	1974	Joe Morgan, 2B	1990	Barry Larkin, SS	2006	Rich Aurilia, INF
1959	Frank Robinson, 1B	1975	Joe Morgan, 2B	1991	Barry Larkin, SS	2007	Brandon Phillips, 2B
1960	Eddie Kasko, 3B	1976	Joe Morgan, 2B	1992	Bip Roberts, INF	2008	Joey Votto, 1B
1961	Frank Robinson, OF	1977	George Foster, OF	1993	Joe Oliver, C	2009	Brandon Phillips, 2B
1962	Frank Robinson, OF	1978	Pete Rose, 3B	1994	Hal Morris, 1B	2010	Joey Votto, 1B
1963	Jim Maloney, P	1979	Ray Knight, 3B	1995	Barry Larkin, SS	2011	Joey Votto, 1B
1964	Frank Robinson, OF	1980	Ken Griffey, OF	1996	Barry Larkin, SS	2012	Brandon Phillips, 2B
1965	Deron Johnson, 3B	1981	Dave Concepcion, SS	1997	Willie Greene, 3B	2013	Shin-Soo Choo, CF
1966	Pete Rose, 2B	1982	Mario Soto, P	1998	Bret Boone, 2B	2014	Johnny Cueto, RHP
1967	Tony Perez, 3B	1983	Mario Soto, P	1999	Greg Vaughn, OF	2015	Joey Votto, 1B
1968	Pete Rose, OF	1984	Dave Parker, OF	2000	Danny Graves, P	2016	Joey Votto, 1B
1969	Pete Rose, OF	1985	Dave Parker, OF	2001	Dmitri Young, OF	2017	Joey Votto, 1B
1970	Johnny Bench, C	1986	Dave Parker, OF	2002	Aaron Boone, 3B	2018	Eugenio Suárez, 3B

Outstanding Pitcher, Johnny Vander Meer Award

1969	Wayne Granger	1987	John Franco	2003	Chris Reitsma
1970	Jim Merritt	1988	Danny Jackson	2004	Paul Wilson
1971	Don Gullett	1989	Tom Browning	2005	Aaron Harang
1972	Clay Carroll	1990	Jose Rijo	2006	Bronson Arroyo
1973	Jack Billingham	1991	Jose Rijo	2007	Aaron Harang
1974	Don Gullett	1992	Jose Rijo	2008	Edinson Volquez
1975	Don Gullett	1993	Jose Rijo	2009	Bronson Arroyo
1978	Doug Bair	1994	Jeff Brantley	2010	Bronson Arroyo
1979	Tom Hume	1995	Pete Schourek	2011	Johnny Cueto
1980	Mario Soto	1996	Jeff Brantley	2012	Johnny Cueto
1981	Tom Seaver	1997	Jeff Shaw	2013	Mat Latos
1982	Mario Soto	1998	Pete Harnisch	2014	Johnny Cueto
1983	Mario Soto	1999	Pete Harnisch	2015	Aroldis Chapman
1984	Mario Soto	2000	Danny Graves	2016	Dan Straily
1985	Tom Browning	2001	Scott Sullivan	2017	Raisel Iglesias
1986	John Franco	2002	Jimmy Haynes	2018	Jared Hughes

Joe Nuxhall Good Guy Award

1991	Todd Benzinger	2005	Ken Griffey Jr.
1992	Jose Rijo	2006	Bronson Arroyo
1993	Tim Belcher	2007	Scott Hatteberg
1994	Kevin Mitchell	2008	Aaron Harang
1995	Bret Boone	2009	Bronson Arroyo
1996	Jeff Brantley	2010	Scott Rolan
1997	Joe Oliver	2011	Bronson Arroyo
1998	Eddie Taubensee	2012	Bronson Arroyo
1999	Sean Casey	2013	Jay Bruce
2000	Steve Parris	2014	Brayan Pena
2001	Dmitri Young	2015	Todd Frazier
2002	Jose Rijo	2016	Tucker Barnhart
2003	Austin Kearns	2017	Eugenio Suárez
2004	Sean Casey	2018	Jared Hughes

Sporting News All-Star Teams

1938.....	Johnny Vander Meer	1970.....	Tony Perez, Bobby Tolan, Johnny Bench, Jim Merritt	1986.....	Dave Parker
1939.....	Bucky Walters	1971.....	Lee May	1987.....	Eric Davis
1940.....	Frank McCormick, Bucky Walters, Paul Derringer	1972.....	Joe Morgan, Johnny Bench	1988.....	Barry Larkin, Danny Jackson
1947.....	Ewell Blackwell	1973.....	Tony Perez, Pete Rose, Johnny Bench	1989.....	Eric Davis
1954.....	Ted Kluszewski	1974.....	Joe Morgan, Don Gullett, Dave Concepcion, Johnny Bench	1990.....	Barry Larkin
1955.....	Ted Kluszewski	1975.....	Joe Morgan, Johnny Bench	1991.....	Barry Larkin, Jose Rijo
1956.....	Ted Kluszewski	1976.....	Joe Morgan, Ken Griffey, Dave Concepcion, George Foster	1992.....	Barry Larkin
1961.....	Frank Robinson, Joey Jay	1977.....	Joe Morgan, George Foster	1993.....	Barry Larkin
1962.....	Frank Robinson, Bob Purkey	1978.....	Pete Rose, George Foster	1994.....	Barry Larkin
1963.....	John Edwards	1979.....	Dave Concepcion, George Foster	1995.....	Barry Larkin, Reggie Sanders, Pete Schourek
1965.....	Pete Rose, Deron Johnson	1980.....	Dave Concepcion, George Foster	1996.....	Barry Larkin
1966.....	Pete Rose	1981.....	Dave Concepcion, George Foster	1999.....	Barry Larkin
1968.....	Tommy Helms, Pete Rose, Johnny Bench	1985.....	Dave Parker	2005.....	Ken Griffey Jr., Felipe Lopez
1969.....	Johnny Bench			2010.....	Joey Votto
				2011.....	Brandon Phillips

POWEL CROSLY JR. AWARD

The Powel Crosley Jr. Award honors individuals who have exemplified the Crosley spirit of dedication and devotion to the ongoing success of the Cincinnati Reds during extended careers of service to and achievement with the club. The contributions of these individuals have been vital to the Reds organization sustaining its position of prominence and respect in the game of baseball and the community.

2008 RECIPIENTS

Sheldon "Chief" Bender (1967-2005)
Gene Bennett (1957-2010)
Bernie Stowe (1947-2016)

2010 RECIPIENTS

Louis & Louise Nippert (1966-2012)

2014 RECIPIENT

Chuck Harmon (1954-present)

Major League All-Star Selections

- | | | |
|----------------------------------------------------------------------------------------------------------------------------------------------------------------------------------------------------------------------------------------------------------------------------------------------------------------------------------------------------------------------------------------------------------------------------------------------------------------------------------------------------------------------------------------------------------------------------------------------------------------------------------------------------------------------------------------------------------------------------------------------------------------------------------------------------------------------------------------------------------------------------------------------------------------------------------------------------------------------------------------------------------------------------------------------------------------------------------------------------------------------------------------------------------------------------------------------------------------------------------------------------------------------------------------------------------------------------------------------------------------------------------------------------------------------------------------------------------------------------------------------------------------------------------------------------------------------------------------------------------------------------------------------------|-------------------------------------------------------------------------------------------------------------------------------------------------------------------------------------------------------------------------------------------------------------------------------------------------------------------------------------------------------------------------------------------------------------------------------------------------------------------------------------------------------------------------------------------------------------------------------------------------------------------------------------------------------------------------------------------------------------------------------------------------------------------------------------------------------------------------------------------------------------------------------------------------------------------------------------------------------------------------------------------------------------------------------------------------------------------------------------------------------------------------------------------------------------------------------------------------------------------------------------------------------------------------------------------------------------------------------------------------------------------------------------------------------------------------------------------------------------------------------------------------------------------------|--------------------------------------------------------------------------------------------------------------------------------------------------------------------------------------------------------------------------------------------------------------------------------------------------------------------------------------------------------------------------------------------------------------------------------------------------------------------------------------------------------------------------------------------------------------------------------------------------------------------------------------------------------------------------------------------------------------------------------------------------------------------------------------------------------------------------------------------------------------------------------------------------------------------------------------------------------------------------------------------------------------------------------------------------------------------------------------------------------------------------------------------------------------------------------------------------------------------------------------------------------------------------------------------------------------------------------------------------------------------------------------------------------------------------------------------------------------------------------------------------------------------------------------------------------------------------------------------------------------------------------------------------------------------------------------------------------------------------------------------------------------------------------------------------------------------------------------------------------------------------------------------------------------------------------------------------------------------------------------------------------------------------------------------------------------------------------------------------------------------------------------------------------|
| <p>1933 Chick Hafey
 1934 No Reds Selected
 1935 Paul Derringer
 1936 Ernie Lombardi, Lew Riggs
 1937 Ernie Lombardi, Lee Grissom
 1938 Ernie Lombardi, Paul Derringer, Ival Goodman, Frank McCormick, Johnny Vander Meer
 1939 Ernie Lombardi, Paul Derringer, Paul Derringer, Lonny Frey, Ival Goodman, Frank McCormick, Bucky Walters,
 Johnny Vander Meer
 1940 Ernie Lombardi, Paul Derringer, Frank McCormick, Bucky Walters
 1941 Paul Derringer, Lonny Frey, Bucky Walters, Frank McCormick
 1942 Paul Derringer, Frank McCormick, Ray Starr, Johnny Vander Meer, Bucky Walters
 1943 Lonny Frey, Eddie Miller, Frank McCormick, Johnny Vander Meer
 1944 Frank McCormick, Ray Mueller, Bucky Walters, Eddie Miller
 1945 Frank McCormick
 1946 Ewell Blackwell, Ray Lamanno, Eddie Miller
 1947 Ewell Blackwell, Bert Haas, Eddie Miller
 1948 Ewell Blackwell
 1949 Ewell Blackwell, Walker Cooper
 1950 Ewell Blackwell, Johnny Wyrostek
 1951 Ewell Blackwell, Johnny Wyrostek
 1952 Grady Hatton
 1953 Gus Bell, Ted Kluszewski
 1954 Gus Bell, Ted Kluszewski
 1955 Smoky Burgess, Joe Nuxhall, Ted Kluszewski
 1956 Ed Bailey, Gus Bell, Ted Kluszewski, Roy McMillan, Brooks Lawrence, Joe Nuxhall, Frank Robinson, Johnny Temple
 1957 Ed Bailey, Gus Bell, Don Hoak, Roy McMillan, Frank Robinson, Johnny Temple</p> | <p>1958 George Crowe, Bob Purkey
 1959 Vada Pinson, Frank Robinson, Johnny Temple
 1960 Ed Bailey, Bill Henry, Vada Pinson
 1961 Joey Jay, Eddie Kasko, Bob Purkey, Frank Robinson
 1962 Bob Purkey, Frank Robinson
 1963 John Edwards, Jim O'Toole
 1964 Leo Cardenas, John Edwards
 1965 Leo Cardenas, John Edwards, Sam Ellis, Jim Maloney, Frank Robinson, Pete Rose
 1966 Leo Cardenas, Billy McCool
 1967 Tommy Helms, Tony Perez, Pete Rose
 1968 Johnny Bench, Leo Cardenas, Tommy Helms, Tony Perez, Pete Rose
 1969 Johnny Bench, Lee May, Tony Perez, Pete Rose
 1970 Johnny Bench, Jim Merritt, Tony Perez, Pete Rose, Wayne Simpson
 1971 Johnny Bench, Clay Carroll, Lee May, Pete Rose
 1972 Johnny Bench, Clay Carroll, Gary Nolan, Joe Morgan
 1973 Johnny Bench, Jack Billingham, Dave Concepcion, Joe Morgan, Pete Rose
 1974 Johnny Bench, Joe Morgan, Tony Perez, Pete Rose
 1975 Johnny Bench, Dave Concepcion, Joe Morgan, Tony Perez, Pete Rose
 1976 Johnny Bench, Dave Concepcion, George Foster, Ken Griffey, Joe Morgan, Tony Perez, Pete Rose
 1977 Johnny Bench, Tom Seaver, Dave Concepcion, George Foster, Ken Griffey, Joe Morgan, Pete Rose
 1978 Johnny Bench, Dave Concepcion, George Foster, Joe Morgan, Pete Rose, Tom Seaver</p> | <p>1979 Johnny Bench, Dave Concepcion, George Foster, Mike LaCoss, Joe Morgan
 1980 Johnny Bench, Dave Concepcion, Ken Griffey, Ray Knight
 1981 Dave Concepcion, George Foster, Tom Seaver
 1982 Dave Concepcion, Tom Hume, Mario Soto
 1983 Johnny Bench, Mario Soto
 1984 Mario Soto
 1985 Dave Parker, Pete Rose
 1986 John Franco, Dave Parker
 1987 Eric Davis, Bo Diaz, John Franco
 1988 Danny Jackson, Barry Larkin, Chris Sabo
 1989 Eric Davis, John Franco, Barry Larkin
 1990 Jack Armstrong, Rob Dibble, Barry Larkin, Randy Myers, Chris Sabo
 1991 Tom Browning, Rob Dibble, Barry Larkin, Paul O'Neill, Chris Sabo
 1992 Bip Roberts, Norm Charlton
 1993 Roberto Kelly, Barry Larkin
 1994 Barry Larkin, Jose Rijo
 1995 Ron Gant, Barry Larkin, Reggie Sanders, John Smiley
 1996 Barry Larkin
 1997 Barry Larkin
 1998 Bret Boone, Jeff Shaw*
 1999 Barry Larkin, Sean Casey, Scott Williamson
 2000 Ken Griffey Jr., Danny Graves, Barry Larkin
 2001 Sean Casey
 2002 Adam Dunn
 2003 Aaron Boone
 2004 Ken Griffey Jr., Danny Graves, Barry Larkin, Sean Casey
 2005 Felipe Lopez
 2006 Bronson Arroyo
 2007 Ken Griffey Jr.
 2008 Edinson Volquez
 2009 Francisco Cordero
 2010 Brandon Phillips, Scott Rolen, Arthur Rhodes, Joey Votto
 2011 Jay Bruce, Brandon Phillips, Scott Rolen, Joey Votto
 2012 Jay Bruce, Aroldis Chapman, Joey Votto
 2013 Joey Votto, Brandon Phillips, Aroldis Chapman
 2014 Todd Frazier, Devin Mesoraco, Aroldis Chapman, Johnny Cueto, Alfredo Simon
 2015 Todd Frazier, Aroldis Chapman
 2016 Jay Bruce, Adam Duvall
 2017 Zack Cozart, Joey Votto
 2018 Joey Votto, Scooter Gennett, Eugenio Suárez</p> |
|----------------------------------------------------------------------------------------------------------------------------------------------------------------------------------------------------------------------------------------------------------------------------------------------------------------------------------------------------------------------------------------------------------------------------------------------------------------------------------------------------------------------------------------------------------------------------------------------------------------------------------------------------------------------------------------------------------------------------------------------------------------------------------------------------------------------------------------------------------------------------------------------------------------------------------------------------------------------------------------------------------------------------------------------------------------------------------------------------------------------------------------------------------------------------------------------------------------------------------------------------------------------------------------------------------------------------------------------------------------------------------------------------------------------------------------------------------------------------------------------------------------------------------------------------------------------------------------------------------------------------------------------------|-------------------------------------------------------------------------------------------------------------------------------------------------------------------------------------------------------------------------------------------------------------------------------------------------------------------------------------------------------------------------------------------------------------------------------------------------------------------------------------------------------------------------------------------------------------------------------------------------------------------------------------------------------------------------------------------------------------------------------------------------------------------------------------------------------------------------------------------------------------------------------------------------------------------------------------------------------------------------------------------------------------------------------------------------------------------------------------------------------------------------------------------------------------------------------------------------------------------------------------------------------------------------------------------------------------------------------------------------------------------------------------------------------------------------------------------------------------------------------------------------------------------------|--------------------------------------------------------------------------------------------------------------------------------------------------------------------------------------------------------------------------------------------------------------------------------------------------------------------------------------------------------------------------------------------------------------------------------------------------------------------------------------------------------------------------------------------------------------------------------------------------------------------------------------------------------------------------------------------------------------------------------------------------------------------------------------------------------------------------------------------------------------------------------------------------------------------------------------------------------------------------------------------------------------------------------------------------------------------------------------------------------------------------------------------------------------------------------------------------------------------------------------------------------------------------------------------------------------------------------------------------------------------------------------------------------------------------------------------------------------------------------------------------------------------------------------------------------------------------------------------------------------------------------------------------------------------------------------------------------------------------------------------------------------------------------------------------------------------------------------------------------------------------------------------------------------------------------------------------------------------------------------------------------------------------------------------------------------------------------------------------------------------------------------------------------|

REDS' ALL-STAR GAME COACHES & MANAGERS

Sparky Anderson ...	*1971, *1973, 1974, *1976, *1977
Dave Bristol	1968, 1969
Charley Dressen	1935, 1937
Fred Hutchinson	1960, *1962/g2, 1964
Bill McKechnie	1938, *1940, *1941, 1942, 1946
Jack McKeon	1999
John McNamara	1980, 1982
Jerry Narron	2006
Lou Piniella	*1991
Bryan Price	2015
Dick Sisler	1965
Birdie Tebbetts	1956
Bucky Walters	1949

* Managed National League All-Star team

* Jeff Shaw was selected as a Red but was traded to the Dodgers prior to the 1998 ASG.

NL ROOKIE OF THE MONTH

2001	*Adam Dunn, August
2002	Austin Kearns, May
2007	Josh Hamilton, April
2008	Joey Votto, September
2012	Todd Frazier, August
2014	Billy Hamilton, June

* Co-Player with Hou's Roy Oswalt

NL PLAYER/PITCHER OF THE MONTH

1961	Frank Robinson, July
	Joey Jay, May
	Jim O'Toole, September
1962	Bob Purkey, May
1964	Frank Robinson, August
1965	Pete Rose, July
1966	Pete Rose, August
1968	Pete Rose, July
1973	Pete Rose, July
1974	Don Gullett, July
1975	Joe Morgan, April
	Joe Morgan, June
	Tony Perez, August
1976	George Foster, May
	George Foster, July
	Joe Morgan, August
1977	George Foster, June
	George Foster, August
	Tom Seaver, August
1978	Pete Rose, July
1979	George Foster, April
1981	Dave Concepcion, April
	Tom Seaver, September
1983	Joe Price, July
1985	Dave Parker, May
1986	Eric Davis, July
	Bill Gullickson, August
1987	Eric Davis, April
	Eric Davis, May
	Bo Diaz, July
1988	John Franco, July
	Eric Davis, August
	Danny Jackson, August
1989	Tom Browning, August
1990	Jack Armstrong, May
1991	Barry Larkin, June
	Rob Dibble, June
1992	Jose Rijo, September
1997	Kent Mercker, June
	Jeff Shaw, September
1999	Denny Neagle, September
	Greg Vaughn, September
2005	Adam Dunn, July
2011	Jay Bruce, May
2018	Scotter Gennett, May

NL Player/Pitcher of the Week

Year	Player	Week Ending
1973	Fred Norman	6/24
	Joe Morgan	8/26
1974	Johnny Bench	7/14
1975	Don Gullett	4/13
	Joe Morgan	6/29
	Tony Perez	8/31
1976	Johnny Bench	5/2
1977	Dan Driessen	5/1
	George Foster	5/30
	Dave Concepcion	8/28
	George Foster	9/25
1978	Pete Rose	5/7
	Tom Seaver	6/18
	Doug Bair	7/23
	Pete Rose	7/30
1979	Dave Concepcion	5/13
	Tom Seaver	7/1
	Dave Collins	8/26
1980	Dave Collins	4/23
	Tom Hume	8/17
	George Foster	8/31
1981	Dave Collins	4/19
	Pete Rose	8/16
1982	Dan Driessen	6/6
1983	Johnny Bench	4/10
1984	Eddie Milner	4/8
	Duane Walker	4/29
1985	Dave Parker	5/5
	Dave Parker	5/19
	John Franco	8/25
	Tom Browning	9/29
1986	Buddy Bell (1)	8/17
	Dave Parker (2)	9/7
	Tony Perez	10/5
1987	Eric Davis	5/3
	Bo Diaz	7/5
	Eric Davis	8/2
1988	Kal Daniels	4/10
	Billy Hatcher	5/22
	Tom Browning	6/12
	Chris Sabo	6/19
	John Franco	7/31
	Eric Davis	8/21
	Danny Jackson	9/4
	Tom Browning	9/18
1989	Jose Rijo	5/21
	Chris Sabo	5/28
	Eric Davis	6/4
	Luis Quinones	9/3
1990	Barry Larkin	4/22
	Eric Davis	6/24
	Hal Morris	7/8
	Randy Myers	7/15
	Bill Doran	9/16
	Jose Rijo	9/23
1991	Hal Morris	5/12
	Barry Larkin	6/30
	Mariano Duncan (3)	9/15
1992	Joe Oliver	8/16
	Bip Roberts	9/27
1993	Kevin Mitchell	5/16
1994	Kevin Mitchell	6/5
	Hal Morris	7/10
1995	Reggie Sanders	6/5
1996	Kevin Mitchell	9/1
1997	Barry Larkin	6/1
1998	Barry Larkin	7/12
	Bret Boone	8/30
1999	Aaron Boone	9/12
2000	Dante Bichette	5/29
	Alex Ochoa	9/17
2001	Chris Reitsma (4)	4/9
2002	Adam Dunn	5/12
2003	Aaron Boone	5/11
	Aaron Boone	6/15
2004	Wily Mo Pena	7/18
2005	Felipe Lopez	8/21
2006	Brandon Phillips	4/23
	Edwin Encarnacion	8/13
2007	Alex Gonzalez (5)	4/23
	Ken Griffey Jr.	5/7
	Adam Dunn	6/11
2008	Bronson Arroyo	8/31
2009	Joey Votto	9/27
	Homer Bailey	10/4
2010	Jay Bruce	10/3
2011	Jay Bruce	5/29
	Joey Votto	7/31
	Jay Bruce	8/14
2012	Jay Bruce	4/29
	Mat Latos	7/1
	Drew Stubbs (6)	7/29
	Jay Bruce (7)	9/9
	Homer Bailey	9/30
2013	Joey Votto	5/19
	Homer Bailey (8)	7/7
2014	Aroldis Chapman (9)	7/13
	Johnny Cueto	8/10
2015	Todd Frazier	5/31
2017	Scotter Gennett	6/12
	Joey Votto	7/2
2018	Joey Votto	4/29
	Scotter Gennett	5/13
	Scotter Gennett	5/27

(1) Co-Player with SD's John Kruk
 (2) Co-Player with SF's Mike Krukow
 (3) Co-Player with Atl's Steve Avery
 (4) Co-Player with LA's Gary Sheffield
 (5) Co-Player with Phi's Chase Utley
 (6) Co-Player with Mil's Carlos Gomez
 (7) Co-Player with Mia's Ricky Nolasco
 (8) Co-Player with Atl's Brian McCann
 (9) Co-Player with Pit's Andrew McCutchen

REDS HOME OPENING DAY RESULTS

Date	Opponent	W-L	Score	Winning Pitcher	Losing Pitcher	Record
4-25-1876	St. Louis	W	2-1	Cherokee Fisher	George Bradley	1-0
5-14-77*	Louisville	L	6-24	Jim Devlin	Bobby Matthews	1-1
5-1-78	Milwaukee	W	6-4	Will White	Sam Weaver	2-1
5-1-79	Troy	W	7-5	Will White	George Bradley	3-1
5-1-80	Chicago	L	3-4	Larry Corcoran	Will White	3-2
Cincinnati not a member of National League from 1881-1889						
4-19-90	Chicago	L	4-5	Bill Hutchinson	Jesse Duryea	3-3
4-22-91	Cleveland	L	3-6	Cy Young	Tony Mullane	3-4
4-12-92	Pittsburgh	L	5-7	Mark Baldwin	Tony Mullane	3-5
4-27-93	Chicago	W	10-1	Tony Mullane	Wee Willie McGill	4-5
4-20-94	Chicago	W	10-6	Tom Parrott	Bill Hutchinson	5-5
4-18-95	Cleveland	W	10-8	Frank Dwyer	Mike Sullivan	6-5
4-16-96	Pittsburgh	L	1-9	Pink Hawley	Billy Rhines	6-6
4-22-97	Chicago	W	8-7	Billy Rhines	Clark Griffith	7-6
4-15-98	Cleveland	W	3-2	Ted Breitenstein	Cy Young	8-6
4-15-99	Pittsburgh	L	2-5	Jesse Tannehill	Pink Hawley	8-7
4-19-1900	Chicago	L	10-13	Jock Menefee	Ed Scott	8-8
4-20-01	Pittsburgh	L	2-4	Sam Leever	Noodles Hahn	8-9
4-17-02	Chicago	L	1-6	Jack Taylor	Len Swormstedt	8-10
4-16-03	Pittsburgh	L	1-7	Deacon Phillippe	Jack Harper	8-11
4-14-04	Chicago	W	3-2	Jack Sutthoff	Jake Weimer	9-11
4-14-05	Pittsburgh	L	4-9	Pat Flaherty	Jack Harper	9-12
4-12-06	Chicago	L	2-7	Carl Lundgren	Orval Overall	9-13
4-11-07	Pittsburgh	W	4-3	Bob Ewing	Lefty Leifield	10-13
4-14-08	Chicago	L	5-6	Orval Overall	Bill Campbell	10-14
4-14-09	Pittsburgh	L	0-3	Howard Carnniz	Art Fromme	10-15
4-14-10	Chicago	W	1-0	Fred Beebe	Orval Overall	11-15
4-12-11	Pittsburgh	L	0-14	Babe Adams	Art Fromme	11-16
4-11-12*	Chicago	W	10-6	Bert Humphries	King Cole	12-16
4-12-13	Pittsburgh	L	2-9	Babe Adams	Art Fromme	12-17
4-14-14	Chicago	W	10-1	Rube Benton	Larry Cheney	13-17
4-14-15	Pittsburgh	L	2-9	George McQuillan	Leon Ames	13-18
4-12-16	Chicago	L	1-7	George McConnell	Fred Toney	13-19
4-11-17	St. Louis	W	3-1	Pete Schneider	Lee Meadows	14-19
4-16-18	Pittsburgh	W	2-0	Pete Schneider	Wilbur Cooper	15-19
4-23-19	St. Louis	W	6-2	Dolf Luque	Bill Sherdel	16-19
4-14-20	Chicago	W	7-3	Dutch Ruether	Grover Alexander	17-19
4-13-21	Pittsburgh	W	5-3	Dolf Luque	Babe Adams	18-19
4-12-22	Chicago	L	3-7	Grover Alexander	Eppa Rixey	18-20
4-17-23	St. Louis	W	3-2 (11)	Pete Donohue	Lester Sell	19-20
4-15-24	Pittsburgh	W	6-5	Tom Sheehan	Lee Meadows	20-20
4-14-25	St. Louis	W	4-0	Pete Donohue	Jesse Haines	21-20
4-13-26	Chicago	W	7-6 (10)	Jakie May	Sheriff Blake	22-20
4-12-27	Pittsburgh	L	1-2	Ray Kremer	Pete Donohue	22-21
4-11-28	Chicago	W	5-1	Dolf Luque	Charlie Root	23-21
4-16-29	St. Louis	L	2-5	Grover Alexander	Red Lucas	23-22
4-15-30	Pittsburgh	L	6-7	Steve Swetonic	Red Lucas	23-23
4-14-31	St. Louis	L	3-7	Flint Rhem	Larry Benton	23-24
4-12-32	Chicago	W	5-4	Larry Benton	Guy Bush	24-24
4-12-33	Pittsburgh	L	1-4	Bill Swift	Si Johnson	24-25
4-17-34	Chicago	L	0-6	Lon Warneke	Si Johnson	24-26
4-16-35	Pittsburgh	L	6-12	Waite Hoyt	Tony Freitas	24-27
4-14-36	Pittsburgh	L	6-8	Waite Hoyt	Paul Derringer	24-28
4-20-37	St. Louis	L	0-2 (10)	Dizzy Dean	Peaches Davis	24-29
4-19-38	Chicago	L	7-8	Charlie Root	Peaches Davis	24-30
4-17-39	Pittsburgh	L	5-7	Cy Blanton	Bucky Walters	24-31
4-16-40	Chicago	W	2-1	Paul Derringer	Bill Lee	25-31
4-15-41	St. Louis	L	3-7	Lon Warneke	Paul Derringer	25-32
4-14-42	Pittsburgh	L	2-4	Max Butcher	Bucky Walters	25-33
4-21-43	St. Louis	W	1-0 (11)	J. Vander Meer	Mort Cooper	26-33
4-18-44	Chicago	L	0-3	Hank Wyse	Bucky Walters	26-34
4-17-45	Pittsburgh	W	7-6 (11)	Hod Lisenbee	Rip Sewell	27-34
4-16-46	Chicago	L	3-4	Ray Prim	Ed Heusser	27-35
4-15-47	St. Louis	W	3-1	Ewell Blackwell	Howie Pollet	28-35
4-19-48	Pittsburgh	W	4-1	Ewell Blackwell	Hal Gregg	29-35
4-19-49	St. Louis	W	3-1	Ken Raffensberger	Harry Brecheen	30-35
4-18-50	Chicago	L	6-9	John Schmitz	K. Raffensberger	30-36
4-16-51	Pittsburgh	L	3-4	Cliff Chambers	Ewell Blackwell	30-37
4-15-52	Chicago	L	5-6 (10)	Joe Hatten	Frank Hiller	30-38

Date	Opponent	W-L	Score	Winning Pitcher	Losing Pitcher	Record
4-13-53	Milwaukee	L	0-2	Max Surkont	Bud Podbielan	30-39
4-13-54	Milwaukee	W	9-8	Joe Nuxhall	Chet Nichols	31-39
4-11-55	Chicago	L	5-7	Sam Jones	Art Fowler	31-40
4-17-56	St. Louis	L	2-4	Wilmer Mizell	Joe Nuxhall	31-41
4-16-57	St. Louis	L	4-13	Herm Wehmeier	John Klippstein	31-42
4-15-58	Philadelphia	L	4-5	Ray Semproch	Bill Wight	31-43
4-9-59	Pittsburgh	W	4-1	Bob Purkey	Ronnie Kline	32-43
4-12-60	Philadelphia	W	9-4	Brooks Lawrence	Robin Roberts	33-43
4-11-61	Chicago	W	7-1	Jim O'Toole	Glen Hobbie	34-43
4-9-62	Philadelphia	L	4-12	Art Mahaffey	Joey Jay	34-44
4-8-63	Pittsburgh	W	5-2	Jim O'Toole	Earl Francis	35-44
4-13-64	Houston	L	3-6	Ken Johnson	Jim Maloney	35-45
4-12-65	Milwaukee	L	2-4	Tony Cloninger	Jim O'Toole	35-46
4-22-66#	Philadelphia	L	7-9	Darold Knowles	Don Nottebart	35-47
4-10-67	Los Angeles	W	6-1	Jim Maloney	Bob Miller	36-47
4-10-68	Chicago	W	9-4	Milt Pappas	Joe Niekro	37-47
4-7-69	Los Angeles	L	2-3	Don Drysdale	Gary Nolan	37-48
4-6-70	Montreal	W	5-1	Jim Merritt	Joe Sparna	38-48
4-5-71	Atlanta	L	4-7	Cecil Upshaw	Wayne Granger	38-49
4-15-72	Los Angeles	L	1-3	Don Sutton	Jack Billingham	38-50
4-5-73	San Francisco	L	1-4	Juan Marichal	Don Gullett	38-51
4-4-74	Atlanta	W	7-6 (11)	Clay Carroll	Buzz Capra	39-51
4-7-75	Los Angeles	W	2-1 (14)	Pat Darcy	Charlie Hough	40-51
4-8-76	Houston	W	11-5	Gary Nolan	J.R. Richard	41-51
4-6-77	San Diego	W	5-3	Woodie Fryman	Randy Jones	42-51
4-6-78	Houston	W	11-9	Pedro Borbon	J.R. Richard	43-51
4-4-79	San Francisco	L	5-11	Vida Blue	Tom Seaver	43-52
4-9-80	Atlanta	W	9-0	Frank Pastore	Phil Niekro	44-52
4-8-81	Philadelphia	W	3-2	Tom Hume	Sparky Lyle	45-52
4-5-82	Chicago	L	2-3 (8)	Doug Bird	Mario Soto	45-53
4-4-83	Atlanta	W	5-4	Mario Soto	Steve Bedrosian	46-53
4-2-84	New York	W	8-1	Mario Soto	Mike Torrez	47-53
4-8-85	Montreal	W	4-1	Mario Soto	Steve Rogers	48-53
4-7-86	Philadelphia	W	7-4	Mario Soto	Steve Carlton	49-53
4-6-87	Montreal	W	11-5	Bill Landrum	Floyd Youmans	50-53
4-4-88	St. Louis	W	5-4 (12)	Pat Perry	Bob Forsch	51-53
4-3-89	Los Angeles	W	6-4	Danny Jackson	Tim Lincecum	52-53
4-17-90@	San Diego	W	2-1	Tom Browning	Andy Benes	53-53
4-8-91	Houston	W	6-2	Tom Browning	Mike Scott	54-53
4-6-92	San Diego	L	3-4	Jose Melendez	Jose Rijo	54-54
4-5-93	Montreal	W	2-1	Jose Rijo	Dennis Martinez	55-54
4-3-94	St. Louis	L	4-6	Bob Tewksbury	Jose Rijo	55-55
4-26-95	Chicago	L	1-7	Jim Bullinger	Jose Rijo	55-56
4-2-96^	Montreal	W	4-1	Pete Schourek	Jeff Fassero	56-56
4-1-97	Colorado	W	11-4	John Smiley	Kevin Ritz	57-56
3-31-98	San Diego	L	2-10	Kevin Brown	Mike Remlinger	57-57
4-5-99	San Francisco	L	8-11	Allen Embree	John Hudek	57-58
4-3-2000	Milwaukee	T	3-3 (5.1)	(Scott Sullivan)	(Steve Woodard)	57-58-1
4-2-01	Atlanta	L	4-10	Marc Valdes	Dennys Reyes	57-59-1
4-1-02	Chicago	W	5-4	Danny Graves	Jeff Fassero	58-59-1
3-31-03%	Pittsburgh	L	1-10	Kris Benson	Jimmy Haynes	58-60-1
4-5-04	Chicago	L	4-7	Kerry Wood	Cory Lidle	58-61-1
4-4-05	New York	W	7-6	Danny Graves	Braden Looper	59-61-1
4-3-06	Chicago	L	7-16	Will Ohman	Aaron Harang	59-62-1
4-2-07	Chicago	W	5-1	Aaron Harang	Carlos Zambrano	60-62-1
3-31-08	Arizona	L	2-4	Brandon Webb	Aaron Harang	60-63-1
4-6-09	New York	L	1-2	Johan Santana	Aaron Harang	60-64-1
4-5-10	St. Louis	L	6-11	Chris Carpenter	Aaron Harang	60-65-1
3-31-11	Milwaukee	W	7-6	Logan Ondrusek	John Axford	61-65-1
4-5-12	Miami	W	4-0	Johnny Cueto	Mark Buehrle	62-65-1
4-1-13	Los Angeles (AL)	L	1-3 (13)	Mark Lowe	J.J. Hoover	62-66-1
3-31-14	St. Louis	L	0-1	Adam Wainwright	Johnny Cueto	62-67-1
4-6-15	Pittsburgh	W	5-2	Jumbo Diaz	Tony Watson	63-67-1
4-4-16	Philadelphia	W	6-2	Ross Ohlendorf	David Hernandez	64-67-1
4-3-17	Philadelphia	L	3-4	Jeremy Hellickson	Scott Feldman	64-68-1
3-30-18^^	Washington	L	0-2	Max Scherzer	Homer Bailey	64-69-1

+Home opener. Original Opening Day game vs Louisville (May 3) rained out. Reds opened on the road at Louisville, May 10, and won, 15-9. *First game played at Redland Field (later Crosley Field); #Home opener. Original Opening series vs New York Mets (Apr. 11-12-13) rained out. Reds opened on the road at Philadelphia, Apr. 15, and lost, 4-3; @Home opener. Reds opened on road (because of labor dispute) at Houston, April 9, and won, 8-4; ^Opening Day postponed on 4/1 due to the death of home plate umpire John McSherry. %First game played at Great American Ball Park. ^^ Rained out on 3/29.

REDS OPENING DAY STARTING LINEUPS SINCE 1900

1900
 Barrett.....RF
 Corcoran.....SS
 McBride.....CF
 E. Smith.....LF
 Beckley.....1B
 Steinfeldt.....2B
 Irwin.....3B
 Peitz.....C
 B. Phillips.....P

1901
 Dobbs.....CF
 Harley.....LF
 Beckley.....1B
 Crawford.....RF
 Magoon.....2B
 Irwin.....3B
 Corcoran.....SS
 Peitz.....C
 Hahn.....P

1902
 Hoy.....CF
 Dobbs.....LF
 Beckley.....1B
 Crawford.....RF
 Beck.....2B
 Corcoran.....SS
 Steinfeldt.....3B
 Bergen.....C
 Swormstedt.....P

1903
 Kelly.....LF
 Seymour.....CF
 Donlin.....RF
 Beckley.....1B
 Morrissey.....2B
 Corcoran.....SS
 Steinfeldt.....3B
 Peitz.....C
 Sutthoff.....P

1904
 Woodruff.....2B
 Seymour.....CF
 Donlin.....LF
 Dolan.....RF
 Kelly.....1B
 Steinfeldt.....3B
 Corcoran.....SS
 Peitz.....C
 Sutthoff.....P

1905
 Huggins.....2B
 Dolan.....1B
 Seymour.....CF
 Sebring.....RF
 Odwell.....LF
 Steinfeldt.....3B
 Corcoran.....SS
 Schlei.....C
 J. Harper.....P

1906
 Huggins.....2B
 Barry.....LF
 Carr.....1B
 Seymour.....CF
 Delahanty.....3B
 Corcoran.....SS
 Odwell.....RF
 Schlei.....C
 Overall.....P

1907
 Huggins.....2B
 L. Davis.....CF
 Kane.....3B
 Ganzel.....1B
 Krueger.....LF
 M. Mitchell.....RF
 Mowrey.....SS
 Schlei.....C
 Ewing.....P

1908
 Huggins.....2B
 Lobert.....LF
 M. Mitchell.....RF
 Ganzel.....1B
 Schlei.....C
 Mowrey.....3B
 Paskert.....CF
 Ruiswitt.....SS
 Ewing.....P

1909
 Huggins.....2B
 Oakes.....CF
 Paskert.....LF
 Lobert.....3B
 M. Mitchell.....RF
 Mowrey.....SS
 Hoblitzell.....1B
 McLean.....C
 Fromme.....P

1910
 Bescher.....LF
 Lobert.....3B
 Hoblitzell.....1B
 M. Mitchell.....CF
 Egan.....2B
 McCabe.....RF
 Downey.....SS
 T. Clarke.....C
 Beebe.....P

1911
 Huggins.....2B
 Bates.....CF
 Hoblitzell.....1B
 M. Mitchell.....RF
 Grant.....3B
 Altizer.....SS
 Downey.....LF
 McLean.....C
 McQuillan.....P

1912
 Bescher.....LF
 J. Bates.....CF
 Hoblitzell.....1B
 Marsans.....RF
 Egan.....2B
 Phelan.....3B
 Esmond.....SS
 McLean.....C
 F. E. Smith.....P

1913
 Bescher.....LF
 J. Bates.....CF
 Tinker.....SS
 Hoblitzell.....1B
 Marsans.....RF
 Egan.....2B
 Grant.....3B
 T. Clarke.....C
 Fromme.....P

1914
 Moran.....RF
 Groh.....2B
 J. Bates.....CF
 Marsans.....LF
 Hoblitzell.....1B
 Niehoff.....3B
 Herzog.....SS
 T. Clarke.....C
 G. Johnson.....P

1915
 Leach.....CF
 Herzog.....SS
 Killefer.....LF
 T. Griffith.....RF
 Groh.....3B
 Olson.....2B
 Mollwitz.....1B
 Dobin.....C
 Ames.....P

1916
 Killefer.....CF
 Herzog.....SS
 K. Williams.....LF
 T. Griffith.....RF
 Groh.....3B
 Louden.....2B
 Mollwitz.....1B
 Wingo.....C
 Toney.....P

1917
 Cueto.....LF
 McKechnie.....3B
 Groh.....2B
 Chase.....1B
 Roush.....CF
 Neal.....RF
 Kopf.....SS
 Wingo.....C
 C. Mitchell.....P

1918
 Groh.....3B
 L. Magee.....2B
 Roush.....CF
 Chase.....1B
 T. Griffith.....RF
 S. Magee.....LF
 Blackburne.....SS
 N. Allen.....C
 Schneider.....P

1919
 Rath.....2B
 Neale.....RF
 Groh.....3B
 Roush.....CF
 S. Magee.....LF
 Daubert.....1B
 Kopf.....SS
 N. Allen.....C
 R. Fisher.....P

1920
 Rath.....2B
 Daubert.....1B
 Groh.....3B
 Roush.....CF
 P. Duncan.....LF
 Kopf.....SS
 Neale.....RF
 Wingo.....C
 Ruether.....P

1921
 Paskert.....RF
 Daubert.....1B
 Bohne.....3B
 P. Duncan.....LF
 See.....CF
 Fonseca.....2B
 Crane.....SS
 Wingo.....C
 Luque.....P

1922
 G. Burns.....CF
 Neale.....RF
 P. Duncan.....LF
 Bohne.....2B
 Daubert.....1B
 Caveney.....SS
 Pinelli.....3B
 Wingo.....C
 Rixey.....P

1923
 G. Burns.....CF
 G. Harper.....RF
 P. Duncan.....LF
 Fonseca.....1B
 Bohne.....2B
 Pinelli.....3B
 Caveney.....SS
 Wingo.....C
 Donohue.....P

1924
 G. Burns.....RF
 Daubert.....1B
 Roush.....CF
 P. Duncan.....LF
 Hargrave.....C
 Bohne.....2B
 Pinelli.....3B
 Caveney.....SS
 Donohue.....P

1925
 Critz.....2B
 Pinelli.....3B
 Roush.....CF
 Bressler.....1B
 C. Walker.....RF
 Zitzmann.....LF
 Caveney.....SS
 Hargrave.....C
 Donohue.....P

1926
 Bohne.....SS
 Pinelli.....3B
 Roush.....CF
 Bressler.....LF
 Pipp.....1B
 C. Walker.....RF
 Critz.....2B
 Picinich.....C
 Donohue.....P

1927
 Christenson.....CF
 Dressen.....3B
 C. Walker.....RF
 Bressler.....LF
 G. Kelly.....1B
 Hargrave.....C
 Ford.....SS
 Pittenger.....2B
 Donohue.....P

1928
 Dressen.....3B
 E. Allen.....CF
 Purdy.....LF
 G. Kelly.....1B
 C. Walker.....RF
 Critz.....2B
 Ford.....SS
 Hargrave.....C
 Luque.....P

1929
 Critz.....2B
 Purdy.....LF
 G. Kelly.....1B
 C. Walker.....RF
 E. Allen.....CF
 Pittenger.....3B
 Ford.....SS
 Sukeforth.....C
 Lucas.....P

1930

Critz2B
 CallaghanCF
 MeuselLF
 HeilmannRF
 G. Kelly1B
 Cuccinello3B
 FordSS
 GoochC
 LucasP

1935

B. MyersSS
 ByrdLF
 Riggs3B
 Bottomley1B
 HafeyCF
 GoodmanRF
 LombardiC
 Kampouris2B
 FreitasP

1940

Werber3B
 L. Frey2B
 GoodmanRF
 F. McCormick1B
 LombardiC
 CraftCF
 M. McCormickLF
 B. MyersSS
 DerringerP

1945

ClayCF
 TiptonLF
 G. WalkerRF
 F. McCormick1B
 Mesner3B
 W. Williams2B
 WahlSS
 JustC
 B. WaltersP

1950

Hatton3B
 LowreyLF
 WrostekCF
 CooperC
 LitwhilerRF
 Kluszewski1B
 Bloodworth2B
 StallcupSS
 RaffensbergerP

1955

Temple2B
 R. McMillanSS
 G. BellCF
 Kluszewski1B
 Jablonski3B
 GreengrassLF
 E. BaileyC
 PostRF
 FowlerP

1931

Dressen3B
 RoettgerRF
 RoushCF
 Stripp1B
 Cuccinello2B
 CullopLF
 DurocherSS
 SukeforthC
 R. BentonP

1936

CuylerCF
 Kampouris2B
 F. HermanLF
 LombardiC
 Riggs3B
 GoodmanRF
 McQuinn1B
 B. MyersSS
 DerringerP

1941

Werber3B
 L. Frey2B
 GleesonRF
 F. McCormick1B
 LombardiC
 RippleLF
 CraftCF
 JoostSS
 DerringerP

1946

ClayCF
 L. Frey2B
 Hatton3B
 E. MillerSS
 Haas1B
 LibkeRF
 LukonLF
 MuellerC
 BeggsP

1951

B. Adams2B
 UsherCF
 WrostekRF
 Kluszewski1B
 AdcockLF
 ScheffingC
 Hatton3B
 StallcupSS
 BlackwellP

1956

Temple2B
 BurgessC
 Kluszewski1B
 PostRF
 G. BellCF
 Jablonski3B
 F. RobinsonLF
 R. McMillanSS
 NuxhallP

1932

DouthitCF
 Gilbert3B
 F. HermanRF
 Grantham2B
 Heath1B
 LombardiC
 CrabtreeLF
 MorrisseySS
 Si JohnsonP

1937

Outlaw3B
 H. WalkerCF
 GoodmanRF
 WeintraubLF
 LombardiC
 Scarsell1B
 Gelbert2B
 B. MyersSS
 R. DavisP

1942

JoostSS
 L. Frey2B
 GoodmanRF
 G. WalkerLF
 F. McCormick1B
 Haas3B
 M. McCormickCF
 HemsleyC
 B. WaltersP

1947

BaumholtzRF
 B. Adams2B
 Hatton3B
 VollmerCF
 GalanLF
 LamannoC
 Haas1B
 E. MillerSS
 BlackwellP

1952

Hatton2B
 B. Adams3B
 WrostekRF
 AdcockLF
 Kluszewski1B
 BorkowskiCF
 SeminickC
 R. McMillanSS
 WehmeierP

1957

F. RobinsonLF
 Hoak3B
 G. BellCF
 PostRF
 Temple2B
 Kluszewski1B
 E. BaileyC
 R. McMillanSS
 KlippsteinP

1933

Grantham2B
 Morrissey3B
 Bottomley1B
 HafeyLF
 J. MooreCF
 LombardiC
 H. RiceRF
 DurocherSS
 Si JohnsonP

1938

GoodmanRF
 Riggs3B
 D. CookeLF
 CraftCF
 F. McCormick1B
 LombardiC
 Kampouris2B
 B. MyersSS
 SchottP

1943

L. Frey2B
 M. McCormickCF
 M. MarshallRF
 F. McCormick1B
 E. MillerSS
 Haas3B
 TiptonLF
 MuellerC
 Vander MeerP

1948

BaumholtzRF
 WrostekCF
 Hatton3B
 SauerLF
 B. Young1B
 LamannoC
 B. Adams2B
 StallcupSS
 BlackwellP

1953

Temple2B
 B. Adams3B
 M. MarshallRF
 Kluszewski1B
 GreengrassLF
 G. BellCF
 R. McMillanSS
 LandrithC
 PodbielanP

1958

Temple2B
 PinsonRF
 F. RobinsonLF
 Bilko1B
 Hoak3B
 G. BellCF
 E. BaileyC
 R. McMillanSS
 LawrenceP

1934

ComoroskyLF
 Koenig3B
 Piet2B
 HafeyCF
 Bottomley1B
 ShiverRF
 O'FarrellC
 SladeSS
 Si JohnsonP

1939

Werber3B
 BergerLF
 GoodmanRF
 F. McCormick1B
 LombardiC
 CraftCF
 Joost2B
 B. MyersSS
 Vander MeerP

1944

ClayCF
 W. Williams2B
 G. WalkerRF
 F. McCormick1B
 TiptonLF
 E. MillerSS
 Mesner3B
 MuellerC
 B. WaltersP

1949

Hatton3B
 SyrostekCF
 LitwhilerRF
 SauerLF
 Bloodworth2B
 Kluszewski1B
 StallcupSS
 MuellerC
 RaffensbergerP

1954

B. Adams3B
 R. McMillanSS
 G. BellCF
 Kluszewski1B
 GreengrassLF
 Temple2B
 PostRF
 SeminickC
 PodbielanP

1959

Temple2B
 PinsonCF
 G. BellRF
 F. Robinson1B
 Thomas3B
 LynchLF
 E. BaileyC
 R. McMillanSS
 PurkeyP

1960

R. McMillan SS
 Pinson CF
 G. Bell LF
 F. Robinson 1B
 Gonzalez RF
 E. Bailey C
 Martin 2B
 Kasko 3B
 Brosnan P

1965

P. Rose 2B
 T. Harper LF
 Pinson CF
 F. Robinson RF
 G. Coleman 1B
 D. Johnson 3B
 J. Edwards C
 Cardenas SS
 O'Toole P

1970

Tolan CF
 Helms 2B
 P. Rose RF
 T. Perez 3B
 Bench C
 May 1B
 Carbo LF
 Concepcion SS
 Merritt P

1975

Rose LF
 Morgan 2B
 Bench C
 T. Perez 1B
 Concepcion SS
 Geronimo CF
 Griffey RF
 Vukovich 3B
 Gullett P

1980

D. Collins CF
 Griffey RF
 Concepcion SS
 Foster LF
 Driessen 1B
 Bench C
 Knight 3B
 Kennedy 2B
 Pastore P

1985

E. Davis CF
 Rose 1B
 Parker RF
 Cedeno LF
 Esasky 3B
 Concepcion SS
 Oester 2B
 Bilardello C
 Soto P

1961

Kasko SS
 Pinson CF
 F. Robinson LF
 Post RF
 Freese 3B
 E. Bailey C
 G. Coleman 1B
 Baumer 2B
 O'Toole P

***1966**

T. Harper RF
 P. Rose 3B
 Pinson CF
 G. Coleman 1B
 D. Johnson LF
 Pavletich C
 Cardenas SS
 Helms 2B
 Ellis P

1971

P. Rose CF
 Helms 2B
 T. Perez 1B
 Bench C
 Carbo LF
 McRae RF
 Duffy SS
 W. Woodward 3B
 Nolan P

1976

Rose 3B
 Griffey RF
 Morgan 2B
 Bench C
 Perez 1B
 Foster LF
 Concepcion SS
 Geronimo CF
 Nolan P

1981

D. Collins RF
 Griffey CF
 Concepcion SS
 Foster LF
 Bench C
 Driessen 1B
 Knight 3B
 Oester 2B
 Seaver P

1986

E. Davis CF
 B. Bell 3B
 Parker RF
 Esasky LF
 T. Jones 1B
 Concepcion SS
 Diaz C
 Oester 2B
 Soto P

1962

Blasingame 2B
 Kasko SS
 Pinson CF
 F. Robinson RF
 Lynch LF
 G. Coleman 1B
 J. Edwards C
 T. Harper 3B
 Jay P

1967

T. Harper RF
 Pinson CF
 P. Rose LF
 D. Johnson 3B
 T. Perez 1B
 Helms 2B
 Cardenas SS
 J. Edwards C
 Maloney P

1972

P. Rose LF
 Morgan 2B
 Tolan CF
 Bench C
 T. Perez 1B
 Menke 3B
 Geronimo RF
 Concepcion SS
 Billingham P

1977

Rose 3B
 Griffey RF
 Morgan 2B
 Foster LF
 Concepcion SS
 Driessen 1B
 Plummer C
 Geronimo CF
 Fryman P

1982

Oester 2B
 Driessen 1B
 Concepcion SS
 Cedeno CF
 Bench 3B
 Householder RF
 Hurdle LF
 Trevino C
 Soto P

1987

K. Daniels LF
 Larkin SS
 Parker RF
 E. Davis CF
 B. Bell 3B
 Diaz C
 Francona 1B
 Oester 2B
 Browning P

1963

Cardenas SS
 P. Rose 2B
 Pinson RF
 F. Robinson LF
 G. Coleman 1B
 J. Edwards C
 Freese 3B
 T. Harper CF
 O'Toole P

1968

P. Rose RF
 A. Johnson LF
 Pinson CF
 T. Perez 3B
 May 1B
 Pavletich C
 Helms 2B
 Cardenas SS
 Pappas P

1973

P. Rose LF
 Morgan 2B
 Tolan RF
 Bench C
 T. Perez 1B
 Geronimo CF
 Chaney SS
 Menke 3B
 Gullett P

1978

Rose 3B
 Griffey RF
 Morgan 2B
 Foster LF
 Driessen 1B
 Bench C
 Concepcion SS
 Geronimo CF
 Seaver P

1983

Redus LF
 Milner CF
 Concepcion SS
 Bench 3B
 Driessen 1B
 Oester 2B
 J. Jones RF
 Trevino C
 Soto P

1988

Larkin SS
 Concepcion 2B
 K. Daniels LF
 E. Davis CF
 T. Jones RF
 Diaz C
 Esasky 1B
 Sabo 3B
 Soto P

1964

P. Rose 2B
 Ruiz 3B
 Pinson CF
 F. Robinson RF
 G. Coleman 1B
 Skinner LF
 J. Edwards C
 Cardenas SS
 Maloney P

1969

P. Rose CF
 Tolan RF
 A. Johnson LF
 T. Perez 3B
 May 1B
 Bench C
 Helms 2B
 Woodward SS
 Nolan P

1974

P. Rose LF
 Morgan 2B
 Driessen 3B
 T. Perez 1B
 Bench C
 Griffey RF
 Rettenmund CF
 Concepcion SS
 Billingham P

1979

Griffey RF
 Concepcion SS
 Morgan 2B
 Foster LF
 Bench C
 Driessen 1B
 Auerbach 3B
 Geronimo CF
 Seaver P

1984

Redus LF
 E. Milner CF
 Concepcion SS
 Parker RF
 Driessen 1B
 Esasky 3B
 Oester 2B
 Bilardello C
 Soto P

1989

Larkin SS
 Sabo 3B
 E. Davis CF
 K. Daniels LF
 Benzinger 1B
 O'Neill RF
 J. Reed C
 Oester 2B
 Jackson P

1990	1991	1992	1993	1994
Sabo3B	HatcherLF	Roberts2B	Roberts2B	Fernandez3B
HatcherLF	LarkinSS	Morris1B	R. KellyCF	LarkinSS
LarkinSS	O'NeillRF	LarkinSS	LarkinSS	Morris1B
E. DavisCF	E. DavisCF	Sabo3B	MitchellLF	MitchellLF
O'NeillRF	Morris1B	BraggsLF	Sabo3B	R. SandersRF
Benzinger1B	Sabo3B	R. SandersCF	Milligan1B	R. KellyCF
OliverC	J. ReedC	O'NeillRF	R. SandersRF	B. Boone2B
M. Duncan2B	M. Duncan2B	OliverC	OliverC	OliverC
BrowningP	BrowningP	RijoP	RijoP	RijoP
1995	1996	1997	1998	1999
D. SandersCF	E. DavisLF	D. SandersCF	StynesLF	CameronCF
LarkinSS	Owens2B	W. Greene3B	NunnallyRF	LarkinSS
Morris1B	LarkinSS	LarkinSS	W. Greene3B	Casey1B
GantLF	R. SandersRF	R. SandersRF	Perez1B	VaughnLF
B. Boone2B	Sabo3B	Morris1B	R. SandersCF	D. YoungRF
SantiagoC	Morris1B	SierraLF	TaubenseeC	TaubenseeC
R. SandersRF	M. KellyCF	B. Boone2B	B. Boone2B	A. Boone3B
W. Greene3B	OliverC	TaubenseeC	ReeseSS	Reese2B
RijoP	SchourekP	SmileyP	RemlingerP	TomkoP
2000	2001	2002	2003	2004
Reese2B	LarkinSS	Walker2B	LarkinSS	Jimenez2B
LarkinSS	TuckerCF	LarkinSS	Boone2B	LarkinSS
GriffeyCF	D. YoungLF	GriffeyCF	GriffeyCF	Casey1B
BichetteRF	Casey1B	Casey1B	KearnsRF	KearnsRF
D. Young1B	OchoaRF	Boone3B	DunnLF	DunnLF
TaubenseeC	A. Boone3B	DunnLF	Casey1B	LaRueC
A. Boone3B	Reese2B	EncarnacionRF	Larson3B	FreelCF
TuckerLF	LaRueC	LaRueC	LaRueC	Castro3B
HarnischP	HarnischP	HamiltonP	HaynesP	LidleP
2005	2006	2007	2008	2009
Jimenez2B	Womack2B	FreelCF	PattersonCF	Hairston Jr.LF
GriffeyCF	LopezSS	DunnLF	KeppingerSS	McDonaldCF
Casey1B	GriffeyCF	Phillips2B	GriffeyRF	Votto1B
KearnsRF	DunnLF	GriffeyRF	Phillips2B	Phillips2B
DunnLF	Encarnacion3B	Encarnacion3B	DunnLF	BruceRF
Randa3B	Hatteberg1B	Hatteberg1B	Encarnacion3B	Encarnacion3B
AuriliaSS	KearnsRF	GonzalezSS	Hatteberg1B	HernandezC
LaRueC	ValentinC	RossC	ValentinC	GonzalezSS
WilsonP	HarangP	HarangP	HarangP	HarangP
2010	2011	2012	2013	2014
DickersonCF	StubbsCF	Phillips2B	ChooCF	HamiltonCF
CabreraSS	Phillips2B	CozartSS	Phillips2B	Phillips2B
Votto1B	Votto1B	Votto1B	Votto1B	Votto1B
Phillips2B	Rolen3B	Rolen3B	LudwickLF	BruceRF
Rolen3B	BruceRF	BruceRF	LudwickLF	LudwickLF
BruceRF	GomesLF	LudwickLF	Frazier3B	Frazier3B
NixLF	HernandezC	StubbsCF	CozartSS	CozartSS
HernandezC	JanishSS	HaniganC	HaniganC	PenaC
HarangP	VolquezP	CuetoP	CuetoP	CuetoP
2015	2016	2017	2018	
HamiltonCF	CozartSS	HamiltonCF	WinkerLF	
Votto1B	Suárez3B	Peraza2B	Suárez3B	
Frazier3B	Votto1B	Votto1B	Votto1B	
MesoracoC	Phillips2B	DuvallLF	Gennett2B	
ByrdLF	BruceRF	Suárez3B	ScheblerRF	
BruceRF	MesoracoC	ScheblerRF	BarnhartC	
Phillips2B	DuvallLF	CozartSS	PerazaSS	
CozartSS	LesiasP	BarnhartC	BaileyP	
CuetoP	HamiltonCF	FeldmanP	HamiltonCF	

*Opening game away at Philadelphia, 4/15/66; The Reds first home game was played against Philadelphia on 4/22/66 (RF T. Harper, 3B P. Rose, CF Pinson, 1B G. Coleman, LF D. Johnson, SS Cardenas, 2B Helms, C J. Edwards, P Nuxhall).

REDS LONGEST WINNING/LOSING STREAKS BY SEASON - SINCE 1900

Year	Longest Winning Streak	Longest Losing Streak	Year	Longest Winning Streak	Longest Losing Streak	Year	Longest Winning Streak	Longest Losing Streak
1900	5 games (2x)	7 games	1949	4 games	7 games	2001	7 games	8 games (2x)
1901	4 games	8 games	1950	5 games (3x)	10 games	2002	7 games	8 games
1902	6 games	5 games	1951	7 games	7 games (2x)	2003	5 games	8 games
1903	8 games	6 games	1952	4 games	6 games	2004	7 games	8 games
1904	8 games	4 games (2x)	1953	6 games	8 games	2005	5 games (2x)	8 games
1905	8 games	8 games	1954	5 games (2x)	5 games (2x)		7/27-7/31	4/27-5/6
1906	6 games	6 games	1955	7 games	7 games		8/8-8/13	
1907	7 games	6 games	1956	6 games (2x)	4 games (3x)	2006	8 games	6 games (2x)
1908	6 games	6 games	1957	12 games	10 games		5/31-6/8	7/1-7/6
1909	7 games	6 games	1958	6 games	7 games			8/25-8/30
1910	4 games (2x)	6 games	1959	4 games (2x)	6 games	2007	6 games	7 games
1911	7 games (2x)	5 games	1960	9 games	7 games		8/21-8/26	9/22-9/29
1912	6 games	7 games (2x)	1961	9 games	8 games	2008	6 games	6 games
1913	5 games	7 games	1962	9 games (2x)	5 games		5/12-5/18	8/5-8/10
1914	6 games (3x)	19 games	1963	7 games	4 games (5x)	2009	7 games	8 games
		9/5-9/23	1964	9 games	4 games		8/31-9/6	7/28-8/4
1915	6 games	7 games (2x)	1965	4 games (7x)	6 games	2010	7 games	5 games (2x)
1916	4 games (2x)	8 games	1966	8 games	9 games		8/13-8/20	4/14-4/18
1917	7 games	8 games	1967	5 games (3x)	4 games (6x)			9/5-9/9
1918	8 games (2x)	9 games	1968	7 games	7 games	2011	5 games (2x)	6 games
1919	10 games	4 games	1969	9 games	5 games		3/31-4/6	5/18-5/23
1920	6 games	6 games	1970	8 games	4 games		5/13-5/17	
1921	5 games	6 games	1971	5 games	7 games	2012	10 games	5 games
1922	7 games	8 games	1972	9 games	4 games		7/19-7/29	8/5-8/9
1923	9 games (2x)	6 games (2x)	1973	7 games (2x)	4 games (2x)	2013	6 games	5 games (3x)
1924	6 games	4 games (3x)	1974	7 games	4 games		5/10-5/16	4/9-4/14
1925	9 games (2x)	5 games (2x)	1975	10 games	6 games			7/26-7/30
1926	8 games	5 games (2x)	1976	7 games (2x)	4 games			9/24-9/29
1927	8 games	6 games (2x)	1977	7 games	8 games	2014	5 games (2x)	7 games (2x)
1928	7 games	8 games	1978	7 games	6 games (2x)		6/25-6/29	7/18-7/25
1929	5 games	9 games	1979	8 games	4 games (2x)		7/6-7/9	8/17-8/22
1930	7 games	13 games	1980	8 games	5 games	2015	4 games (2x)	13 games
1931	6 games	7 games (2x)	1981	8 games	4 games		4/6-4/10	9/20-10/2
1932	5 games	10 games	1982	3 games (4x)	9 games		6/7-6/10	
1933	5 games	10 games (2x)	1983	4 games	5 games	2016	5 games (2x)	11 games
1934	5 games	8 games	1984	7 games	8 games		8/16-8/20	5/16-5/27
1935	7 games	7 games	1985	7 games	4 games (3x)		9/9-9/13	
1936	7 games (2x)	9 games	1986	6 games (3x)	9 games	2017	5 games	9 games
1937	4 games (2x)	14 games	1987	6 games	7 games		5/3-5/7	6/9-6/18
		9/21/02-10/3	1988	8 games	6 games (2x)	2018	7 games	8 games
1938	7 games	6 games	1989	4 games (4x)	10 games (2x)		6/17-6/24	4/8-4/15
1939	12 games	4 games	1990	9 games	8 games			
1940	7 games (2x)	3 games (4x)	1991	5 games	10 games			
1941	8 games	6 games	1992	9 games	7 games			
1942	6 games (2x)	6 games	1993	7 games	12 games			
1943	10 games	5 games	1994	6 games	5 games			
1944	6 games	4 games (4x)	1995	9 games	6 games			
1945	9 games	13 games	1996	7 games (2x)	9 games			
		8/5-8/15	1997	5 games	5 games (3x)			
1946	4 games (2x)	9 games	1998	10 games	11 games			
1947	4 games (2x)	6 games	1999	10 games	3 games (8x)			
1948	5 games	8 games	2000	6 games	6 games			

REDS HIGHEST SCORING GAMES - SINCE 1900

Date	Opponent	Score	Date	Opponent	Score	Date	Opponent	Score
26 Runs			8/3/1969	@Phi.....	19-17	10/1/1965	@SF.....	17-2
6/4/1911	Bos.....	26-3	7/1/1956	@StL (G1) ...	19-15 (10)	6/21/1959	@LAD.....	17-3
24 Runs			7/14/1955	@Pit.....	19-1	8/13/1931	@Bos (G1)	17-3
5/19/1999	@Col.....	24-12	8/2/1924	@Bos.....	19-2	4/28/1929	Chc.....	17-12
5/13/1902	Phi.....	24-2	5/24/1917	@Phi.....	19-9	9/2/1922	@Chc.....	17-5
23 Runs			8/5/1905	Brk.....	19-6	6/19/1905	NYM.....	17-7
4/25/1977	@Atl.....	23-9	8/28/1904	Bos.....	19-6	9/19/1903	Phi.....	17-7
7/6/1949	Chc.....	23-4	4/27/1900	@Pit.....	19-5	16 Runs		
6/8/1940	Brk.....	23-2	18 Runs			4/21/2015	@Mil.....	16-10
22 Runs			4/10/1998	@Col.....	18-7	6/22/2007	@Sea.....	16-1
9/4/1999	@Phi.....	22-3	8/29/1996	@Col.....	18-6	6/18/1994	@Atl.....	16-0
8/31/1996	Fla.....	22-8	8/3/1989	Hou.....	18-2	6/22/1993	@Col.....	16-13
6/1/1957	Chc.....	22-2	6/13/1975	@Chc.....	18-11	7/19/1979	@StL.....	16-4
21 Runs			8/8/1965	LAD.....	18-0	9/3/1965	Phi.....	16-7
9/15/1987	@Atl.....	21-6	8/7/1960	@StL (G1)	18-4	5/2/1959	LAD.....	16-4
5/9/1937	@Phi.....	21-10	4/29/1959	Chi.....	18-8	7/29/1955	Pit.....	16-5
6/5/1929	Phi.....	21-4	9/6/1933	Brk (G2).....	18-8	6/26/1955	Phi (G1).....	16-5
8/11/1926	@Phi.....	21-3	9/25/1925	Brk.....	18-7	7/16/1950	NYM (G1).....	16-4
7/13/1923	@Phi.....	21-7	5/12/1911	@Bos.....	18-8	7/6/1934	@StL.....	16-15
20 Runs			4/19/1904	Pit.....	18-4	7/25/1928	@Phi (G1).....	16-5
8/22/1943	@Phi (G2).....	20-6	9/9/1903	@StL (G1).....	18-5	9/11/1927	Bos (G2).....	16-5
6/2/1928	@Bos.....	20-8	17 Runs			6/27/1926	Pit.....	16-0
19 Runs			8/19/2005	vs Ari.....	17-3	4/29/1926	@Pit.....	16-9
8/25/1995	@Pit.....	19-3	8/26/2001	@Mtl.....	17-4	5/2/1901	NYM.....	16-4
4/28/1994	@Pit.....	19-7	8/7/1998	Mil.....	17-0	15 Runs		
5/1/1989	@Mtl.....	19-6	8/3/1994	@SF.....	17-4	44 times, Last: 4/27 at Min (W, 15-9)		
			9/4/1988	@Chc.....	17-0			
			5/6/1979	Hou.....	17-5			
			8/2/1973	@Atl.....	17-2			
			4/29/1968	@Hou.....	17-2			

REDS MARATHONS - SINCE 1900

Date	Opponent	Score	Date	Opponent	Score	Date	Opponent	Score
21 Innings			5/28/1964	LAD.....	2-2	6/29/1965	@Pit (G1).....	1-2
9/1/1967	SF.....	0-1	9/15/1941	Brk.....	1-5	9/30/1964	Pit.....	0-1
19 Innings			4/25/1928	StL.....	5-4	5/30/1962	@Mil (G2).....	4-3
5/25/2011	@Phi.....	4-5	8/18/1924	NYM.....	8-7	9/27/1960	@Pit.....	3-4
8/8/1972	LAD.....	2-1	8/27/1920	NYM (G1).....	4-6	5/1/1957	@Phi.....	8-6
9/15/1950	@Phi (G2).....	7-8	9/18/1904	@Chc.....	1-2	5/1/1955	@NYM.....	1-2
9/11/1946	@Brk.....	0-0	5/12/2017	@SF.....	2-3	8/28/1947	@Bos (G1).....	7-8
18 Innings			16 Innings			6/22/1941	Brk (G1).....	1-2
5/25/2008	@SD.....	9-12	9/4/2013	StL....4-5 (GABP record)		6/21/1926	Chc.....	6-5
5/10/1979	@Chc.....	8-9	5/16/2009	@SD.....	5-6	7/8/1924	Phi (G2).....	2-1
5/21/1967	@Phi.....	1-2	8/29/2006	@LAD.....	5-6	6/13/1916	@Bos.....	0-0
7/19/1966	@Chc.....	3-2	8/8/1992	SF.....	4-3	5/31/1916	@Pit.....	5-2
9/7/1951	Chc.....	7-6	4/24/1992	@SD.....	7-6	7/29/1914	@Brk.....	8-5
8/9/1942	Chc (G1).....	8-10	5/22/1990	@Chc.....	1-2	7/19/1913	@Phi.....	2-3
7/1/1934	StL (G1).....	6-8	4/7/1989	SF.....	4-3	5/13/1911	@Phi.....	4-5
17 Innings			4/8/1988	Hou.....	3-8	6/15/1910	@Phi.....	3-3
7/28/1989	@Atl.....	4-2	6/21/1983	@SF.....	6-5	15 Innings		
7/29/1972	SD.....	3-4	5/2/1976	Mtl.....	4-8	37 times, Last: 6/28/2016 vs ChC (L, 7-2)		
6/2/1972	@Phi.....	6-3	8/20/1973	@NYM.....	8-3	14 Innings		
			5/5/1968	@LAD.....	3-2	76 times, Last: 7/1/2016 at Wsh (L, 3-2)		
			8/3/1966	@StL.....	3-1			

REDS BEST HOMESTANDS - SINCE 1900

Pct.	Record	Dates	Opponents	Pct.	Record	Dates	Opponents
Vs 1 team							
.778	7-2	5/1-5/9, 2017	Pit/SF/NYY	.778	7-2	5/4-5/13, 1962	StL/Phi/Pit
1.000	4-0	6x, last 9/24-9/27, 1999	StL			5/1-5/9, 2017	Pit/SF/NYY
1.000	3-0	19x, last 9/4-9/6, 2017	Mil	.750	6-2	4x, last 9/22-9/29, 1987	SD/Hou/Atl
1.000	2-0	23x, last 5/6-5/7, 1992	NYM	.727	8-3	8/10-8/20, 1962	NYM/Mil/LA
1.000	1-0	50x, last 5/29, 1990	Phi			6/14-6/24, 1965	NYM/Chc/StL
Vs 2 teams				Vs 4+ teams			
1.000	7-0	3x, last 5/10-5/16, 1993	SD/Col	.917	11-1	8/15-8/28, 1926	Phi/Bos/NYG/Bro
1.000	6-0	9x, last 6/19-6/24, 2018	Det/Chc	.846	11-2	8/15-8/25, 1918	NYG/Bro/Phi/Bos
1.000	4-0	5/25-5/28, 1962	Chc/Hou			5/12-5/25, 1939	StL/Bos/Phi/Bro/NYG
.875	7-1	8/4-8/11, 1969	NYM/Phi	.833	15-3	5/31-6/20, 1923	Chc/Bos/Phi/NYG/Bro
.857	6-1	9x, last 5/21-5/27, 2012	Atl/Col	.824	14-3	5/2-5/23, 1904	StL/Bro/NYG/Bos/Phi
.833	5-1	16x, last 4/4-4/10, 2016	Phi/Pit			7/17-8/2, 1962	LA/NYM/Pit/Mil/StL
.800	4-1	13x, last 5/24-5/28, 2013	Chc/Cle	.818	9-2	4/27-5/8, 1940	Pit/Bro/Phi/NYG/Bos
.778	7-2	9/22-9/28, 1969	LA/Hou			7/11-7/21, 1940	Bro/Phi/Bos/NYG
.750	6-2	7x, last 6/29-7/5, 1993	Hou/Pit	.813	13-3	5/5-5/23, 1926	Phi/Bos/NYG/Bro/Pit
Vs 3 teams						9/22-10/3, 1943	NYG/Bos/Phi/Bro
1.000	7-0	4/28-5/5, 1970	Hou/Pit/StL	.778	7-2	5/16-5/29, 1969	NYM/Phi/Mon/Pit
.889	8-1	8/31-9/7, 1924	StL/Chc/Pit	.765	13-4	7/27-8/11, 1919	Pit/Bos/NYG/Bro/Phi
		8/8-8/17, 1975	Mon/Chc/Pit	.750	12-4	6/4-6/21, 1925	Bos/Phi/Bro/NYG
.875	7-1	4x, last 9/15-9/22, 1992	Atl/SD/Hou			7/24-8/7, 1927	StL/Bos/Bro/NYG/Phi
.857	6-1	3x, last 8/14-8/20, 1995	Col/LA/Hou	.750	9-3	4x, last 7/9-7/22, 1971	NYM/SF/SD/LA
.833	5-1	4/10-4/16, 1967	LA/Hou/SF	.739	17-6	9/12-9/28, 1939	Bro/NYG/Bos/Phi/Pit/StL
		9/7-9/12, 1978	SD/SF/Hou	.737	14-5	5/9-5/28, 1922	Bos/Bro/Phi/NYG/Chc
.800	8-2	4x, last 4/15-4/24, 2013	Phi/Mia/Chc	.733	11-4	6x, last 8/6-8/22, 1971	Mon/Hou/Chc/StL/Pit
				.727	8-3	8/28-9/7, 1975	StL/SD/LA/SF

REDS BEST ROAD TRIPS - SINCE 1900

Pct.	Record	Dates	Opponents	Pct.	Record	Dates	Opponents
Vs 1 team							
.800	8-2	8/31-9/9, 1973	SD/Hou/Atl	.778	7-2	4x, last 5/14-5/22, 2013	Mia/Phi/NYM
.778	4-0	4x, last 8/19-8/21, 1977	NYM	.750	6-2	6x, last 5/9-5/17, 1995	Fla/Atl/Mtl
1.000	3-0	17x, last 6/15-6/17, 2012	NYM	.727	8-3	3x, last 7/3-7/13, 1986	Phi/NYM/Mtl
1.000	2-0	19x, last 4/5-4/6, 1996	Phi	.714	5-2	4x, last 6/26-7/2, 1972	LA/SF/SD
1.000	1-0	6x, last 5/12, 1960	Chc	.700	7-3	4x, last 4/13-4/23, 2009	Mil/Hou/Chc
Vs 2 teams				Vs 4+ teams			
1.000	8-0	9/21-9/27, 1964	Phi/NYM	1.000	12-0	4/30-5/12, 1957	Phi/NYG/Pit/Bro/Chc
1.000	7-0	6/21-6/27, 1999	Ari/Hou	.917	11-1	5/29-6/11, 1972	Hou/Phi/NYM/Mtl
1.000	6-0	4x, last 7/23-7/29, 2012	Hou/Col	.846	11-2	9/14-9/27, 1981	Hou/SF/LA/SD/Atl
1.000	5-0	4/30-5/5, 1912	Chc/StL	.818	9-2	9/14-9/25, 1977	LA/SF/SD/Atl
		7/8-7/12, 1938	StL/Pit	.813	13-3	8/15-8/29, 1923	NYG/Phi/Bro/Bos
1.000	4-0	5/2-5/5, 1960	LA/SF	.800	8-2	4/9-4/18, 1973	Atl/LA/SF/SD
		5/29-5/31, 1961	SF/LA	.789	15-4	8/13-8/30, 1919	NYG/Bro/Bos/Phi/Pit
.857	6-1	4x, last 4/20-4/26, 2006	Mil/Wsh	.778	7-2	6/1-6/9, 1951	Bro/Bos/NYG/Phi
.833	5-1	25x, last 4/7-4/12, 2017	StL/Pit	.762	16-5	7/2-7/21, 1923	Chc/NYG/Phi/Bos/Bro
.800	4-1	5x, last 6/24-6/28, 1998	Cws/Det	.750	9-3	8/18-8/27, 1941	Phi/Bos/NYG/Bro
.778	7-2	9/22-9/28, 1969	Chc/StL			5/28-6/9, 1999	Fla/NYM/KC/Min
.750	6-2	3x, last 9/3-9/9, 1999	Phi/Chc	.727	16-6	7/2-7/24, 1917	Chc/Bos/NYG/Phi/Bro
.750	3-1	4/18-4/21, 1958	Pit/Phi	.727	8-3	6/16-6/27, 1936	NYG/Bos/Bro/Phi
.714	5-2	12x, last 5/10-5/16, 2018	LA/SF			6/1-6/12, 1941	NYG/Phi/Bro/Bos
Vs 3 teams						9/7-9/26, 1940	Chc/Bos/NYG/Bro/Phi/Pit/StL
.875	7-1	5/9-5/18, 1966	Atl/Chc/NYM	.714	10-4	8/5-8/24, 1943	Chc/Bro/NYG/Bos/Phi
.857	6-1	5/25-6/1, 1995	Chc/StL/Pit	.700	7-3	8/1-8/11, 1974	SF/SD/LA/NYM
.857	5-1	5/4-5/10, 1984	Phi/NYM/Mon			9/19-9/28, 1980	LA/SF/SD/Hou
.818	9-2	7/9-7/17, 1974	Chc/Pit/StL				

REDS HOME RUNS, YEAR-BY-YEAR

Year	H	R	T	Year	H	R	T	Year	H	R	T	Year	H	R	T
1900	12	21	33	1930	20	54	74	1960	75	65	140	1990	70	55	125
1901	23	15	38	1931	6	15	21	1961	70	88	158	1991	104	60	164
1902	11	7	18	1932	11	36	47	1962	95	72	167	1992	60	39	99
1903	12	16	28	1933	5	29	34	1963	65	57	79	1993	69	68	137
1904	12	9	21	1934	17	38	55	1964	62	68	130	1994	59	65	124
1905	12	15	27	1935	18	55	73	1965	108	75	183	1995	76	85	161
1906	19	6	16	1936	24	58	82	1966	91	58	149	1996	89	102	191
1907	3	12	15	1937	13	60	73	1967	57	52	109	1997	73	69	142
1908	8	6	14	1938	50	60	110	1968	55	51	106	1998	66	72	138
1909	5	17	22	1939	48	50	98	1969	97	74	171	1999	97	112	209
1910	6	17	23	1940	47	42	89	1970	100	91	191	2000	98	102	200
1911	5	16	21	1941	27	37	64	1971	71	67	138	2001	83	93	176
1912	7	14	21	1942	30	36	66	1972	58	66	124	2002	85	84	169
1913	15	12	27	1943	17	26	43	1973	47	90	137	2003	97	85	182
1914	4	12	16	1944	14	37	51	1974	74	61	135	2004	92	102	194
1915	6	9	15	1945	25	31	56	1975	70	54	124	2005	126	96	222
1916	4	10	14	1946	37	28	65	1976	73	68	141	2006	124	93	217
1917	10	16	26	1947	48	47	95	1977	83	98	181	2007	117	87	205
1918	9	6	15	1948	68	36	104	1978	74	62	136	2008	103	84	187
1919	10	10	20	1949	50	36	86	1979	71	61	132	2009	94	64	158
1920	5	13	18	1950	52	47	99	1980	66	47	113	2010	102	86	188
1921	5	15	20	1951	44	44	88	1981	26	38	64	2011	105	78	183
1922	8	37	45	1952	43	61	104	1982	37	45	82	2012	103	69	172
1923	6	39	45	1953	89	77	166	1983	52	55	107	2013	82	73	155
1924	3	33	36	1954	94	53	147	1984	58	48	106	2014	77	54	131
1925	10	34	44	1955	102	79	181	1985	49	65	114	2015	88	79	167
1926	8	27	35	1956	128	93	221	1986	84	60	144	2016	88	76	164
1927	3	26	29	1957	118	69	187	1987	94	98	192	2017	117	102	219
1928	3	29	32	1958	71	52	123	1988	75	47	122	2018	98	74	172
1929	7	27	34	1959	101	60	161	1989	59	69	128				

Club records in bold red

OPPONENTS HOME RUNS, YEAR-BY-YEAR

Year	H	R	T	Year	H	R	T	Year	H	R	T	Year	H	R	T
1900	9	19	28	1930	21	54	75	1960	68	66	134	1990	73	51	124
1901	33	18	51	1931	4	47	51	1961	75	72	147	1991	77	50	127
1902	8	7	15	1932	11	58	69	1962	68	81	149	1992	60	49	109
1903	7	7	14	1933	10	37	47	1963	46	71	117	1993	81	77	158
1904	6	7	13	1934	24	37	61	1964	59	53	112	1994	65	52	117
1905	2	20	22	1935	18	47	65	1965	69	67	136	1995	58	73	131
1906	10	4	14	1936	21	30	51	1966	93	60	153	1996	86	81	167
1907	5	11	16	1937	14	24	38	1967	66	35	101	1997	91	82	173
1908	7	12	19	1938	31	44	75	1968	66	48	114	1998	83	87	170
1909	2	3	5	1939	39	42	81	1969	74	75	149	1999	116	74	190
1910	8	19	27	1940	36	37	73	1970	58	60	118	2000	108	82	190
1911	6	30	36	1941	27	34	61	1971	51	61	112	2001	107	91	198
1912	2	26	28	1942	23	24	47	1972	59	70	129	2002	112	61	173
1913	13	27	40	1943	15	23	38	1973	67	68	135	2003	118	91	209
1914	5	25	30	1944	23	37	60	1974	62	64	126	2004	128	108	236
1915	7	21	28	1945	23	47	70	1975	52	60	112	2005	120	99	219
1916	10	25	35	1946	39	31	70	1976	46	54	100	2006	117	96	213
1917	3	17	20	1947	47	55	102	1977	83	73	156	2007	114	84	198
1918	5	14	19	1948	52	52	104	1978	61	61	122	2008	111	90	201
1919	5	16	21	1949	54	70	124	1979	53	50	103	2009	93	95	188
1920	1	25	26	1950	81	64	145	1980	70	43	113	2010	82	76	158
1921	2	35	37	1951	46	73	119	1981	41	26	67	2011	104	81	185
1922	13	36	49	1952	43	68	101	1982	47	58	105	2012	96	56	152
1923	4	24	28	1953	96	83	179	1983	64	71	135	2013	102	68	170
1924	3	27	30	1954	105	64	169	1984	73	55	128	2014	88	75	163
1925	5	30	35	1955	91	70	161	1985	65	66	131	2015	95	82	177
1926	8	32	40	1956	75	66	141	1986	73	63	136	2016	140	118	258
1927	11	25	36	1957	101	78	179	1987	97	73	170	2017	127	121	248
1928	17	41	58	1958	86	62	148	1988	71	50	121	2018	135	93	228
1929	18	43	61	1959	84	78	162	1989	71	54	12				

Club records in bold red

REDS YEAR-BY-YEAR TEAM BATTING STATISTICS - SINCE 1900

Year	AVG.	R	H	2B	3B	HR	RBI	SB	Year	AVG.	R	H	2B	3B	HR	RBI	SB
1900	.266	703	1335	178	83	33	183	-	1964	.249	660	1383	220	38	130	605	90
1901	.251	561	1232	173	70	38	476	137	1965	#.273	#825	#1544	#268	#61	183	#776	82
1902	.282	633	1383	188	77	18	297	131	1966	.260	692	1434	232	33	149	651	70
1903	#.288	765	1399	#228	92	28	652	144	1967	.248	604	1366	251	54	109	560	92
1904	.255	695	1332	189	92	21	561	179	1968	#.273	#690	#1573	#281	36	106	#638	59
1905	.269	735	#1401	160	#101	27	611	181	1969	#.277	#798	#1558	224	42	#171	#750	79
1906	.238	533	1198	140	71	16	454	170	1970	#.270	775	1498	253	45	#191	726	115
1907	.247	526	1226	126	#90	15	443	158	1971	.241	586	1306	203	28	138	542	59
1908	.227	489	1108	129	77	14	398	196	1972	.251	707	1317	214	44	124	650	#140
1909	.250	606	1273	159	72	22	507	#280	1973	.254	741	1398	232	34	137	686	#148
1910	.259	620	1326	150	79	23	526	#310	1974	.260	776	1437	#271	35	135	714	146
1911	.261	682	1379	180	105	21	595	289	1975	.271	#840	1515	278	37	124	#779	#168
1912	.256	656	1310	183	89	21	565	248	1976	#.280	#857	#1599	#271	#63	#141	#802	#210
1913	.261	607	1339	170	#96	27	541	226	1977	.274	802	1513	269	42	181	750	170
1914	.236	530	1178	142	64	16	432	224	1978	.256	710	1378	#270	32	136	669	137
1915	.253	516	#1323	194	84	15	425	156	1979	.264	731	1445	266	31	132	686	99
1916	.254	505	1336	187	88	14	422	157	1980	.262	707	1445	256	45	113	668	156
1917	#.264	601	#1385	196	#100	26	513	153	1981	.267	464	972	#190	24	64	429	58
1918	#.278	530	#1185	#165	#84	15	447	128	1982	.251	545	1375	228	34	82	496	131
1919	.263	577	1204	135	#83	20	489	143	1983	.239	623	1274	236	35	107	577	154
1920	.277	639	1432	169	76	18	546	158	1984	.244	627	1342	238	30	106	578	160
1921	.278	618	1421	221	94	20	560	117	1985	.255	677	1385	249	34	114	634	159
1922	.296	766	1561	226	99	45	686	130	1986	.254	732	1404	237	35	144	670	177
1923	.285	708	1506	237	95	45	645	96	1987	.266	783	1478	262	29	192	747	169
1924	.290	649	1539	236	111	36	586	103	1988	.246	641	1334	246	25	122	588	207
1925	.285	690	1490	221	90	44	624	108	1989	.247	632	1362	243	28	128	588	128
1926	#.290	747	#1541	242	#120	35	692	51	1990	#.265	693	1466	284	40	125	644	166
1927	.278	643	1439	222	77	29	575	62	1991	.258	689	1419	250	27	#164	654	124
1928	.280	648	1449	229	67	32	588	83	1992	.260	660	1418	#281	44	99	606	125
1929	.281	686	1478	258	79	34	618	#134	1993	.264	722	1457	261	28	137	669	142
1930	.281	665	1475	265	67	74	625	48	1994	#.286	#609	#1142	211	36	124	569	119
1931	.269	592	1439	241	70	21	562	24	1995	.270	747	1326	#277	35	161	694	#190
1932	.263	575	1429	265	68	47	546	35	1996	.256	778	1398	259	36	191	733	171
1933	.246	496	1267	208	37	34	455	30	1997	.253	651	1386	269	27	142	612	#190
1934	.266	590	1428	227	65	55	560	34	1998	.262	750	1441	298	28	138	723	95
1935	.265	646	1403	244	68	73	605	#72	1999	.272	865	1536	312	37	209	820	164
1936	.274	722	1476	224	73	82	674	68	2000	.274	825	1545	302	36	200	794	100
1937	.254	612	1329	215	59	73	567	53	2001	.262	735	1464	304	22	176	690	103
1938	.277	723	1495	251	57	110	679	19	2002	.253	709	1386	297	21	169	678	116
1939	.278	767	1493	269	60	98	714	46	2003	.245	694	1349	239	21	182	669	80
1940	.266	707	1427	264	38	89	649	72	2004	.250	750	1380	287	28	194	713	77
1941	.247	616	1288	213	33	64	567	#68	2005	.261	#820	1453	#335	15	#222	#784	72
1942	.231	527	1216	198	39	66	488	42	2006	.257	749	1419	291	12	217	718	124
1943	.256	608	1362	229	47	43	558	49	2007	.267	783	1496	293	23	204	747	97
1944	.254	573	1340	229	31	51	528	51	2008	.247	704	1351	269	24	187	677	85
1945	.249	536	1317	221	26	56	498	71	2009	.247	673	1349	280	25	158	637	96
1946	.239	523	1262	206	33	65	481	82	2010	#.272	#790	#1515	293	30	#188	#761	93
1947	.259	681	1372	242	43	95	637	46	2011	.256	735	1438	264	19	183	697	97
1948	.247	588	1266	221	37	104	548	42	2012	.251	669	1377	296	30	172	636	87
1949	.260	627	1423	264	35	86	588	31	2013	.249	698	1370	274	20	155	664	67
1950	.260	654	1366	#257	27	99	617	37	2014	.238	595	1282	254	20	131	562	122
1951	.248	559	1309	215	33	88	528	44	2015	.248	640	1382	257	27	167	613	#134
1952	.249	615	1303	212	45	104	562	32	2016	.256	716	1403	277	33	164	678	139
1953	.261	714	1396	190	34	166	669	25	2017	.253	753	1390	249	38	219	715	120
1954	.262	729	1369	221	46	147	685	47	2018	.254	696	1404	251	25	172	665	77
1955	.270	761	#1424	216	28	181	726	51	# Red indicates led league								
1956	.266	#775	1406	201	32	#221	#734	45									
1957	.269	747	1452	#251	33	187	713	51									
1958	.258	695	1359	242	40	123	649	61									
1959	#.274	#764	#1448	#258	34	161	#721	65									
1960	.250	640	1324	230	40	140	604	73									
1961	.270	710	1414	#247	35	158	675	70									
1962	.270	802	1523	#252	40	167	745	66									
1963	.246	648	1333	225	44	122	608	92									

REDS YEARLY INDIVIDUAL BATTING LEADERS - SINCE 1900

* Led league

Games Played

1900 Beckley.....	141	1930 Heilmann.....	142	1960 Pinson.....	154	1990 Larkin.....	158
1901 Beckley.....	140	1931 Cuccinello.....	154	1961 Pinson.....	154	1991 Sabo.....	153
1902 Crawford.....	140	1932 Herman.....	148	1962 Robinson.....	162	1992 O'Neill.....	148
1903 Seymour.....	135	1933 Morrissey.....	148	1963 Pinson.....	*162	1993 Sabo.....	148
1904 Corcoran.....	150	1934 Koenig.....	151	1964 Cardenas.....	*163	1994 Morris.....	112
1905 Corcoran.....	151	1935 Kampris, Goodman.....	148	1965 Rose.....	162	1995 Boone.....	138
1906 Huggins.....	146	1936 Cuyler.....	144	1966 Cardenas.....	160	1996 Larkin.....	152
1907 Huggins.....	*156	1937 Goodman.....	147	1967 Pinson.....	158	1997 Greene.....	151
1908 Lobert.....	155	1938 Craft, McCormick.....	151	1968 Perez.....	160	1998 BBoone.....	157
1909 Mitchell.....	145	1939 FMcCormick.....	156	1969 Perez.....	160	1999 Larkin.....	161
1910 Mitchell.....	*156	1940 FMcCormick.....	155	1970 Rose.....	159	2000 Young.....	152
1911 Hoblitzell.....	*158	1941 FMcCormick.....	154	1971 Rose.....	160	2001 Casey.....	145
1912 Egan.....	149	1942 Haas.....	154	1972 Rose.....	*154	2002 ABoone.....	*162
1913 Beschner.....	141	1943 Miller.....	154	1973 Rose.....	160	2003 Casey.....	147
1914 Niehoff.....	142	1944 Three Tied.....	155	1974 Rose.....	*163	2004 Dunn.....	161
1915 Groh, Griffith.....	*160	1945 FMcCormick.....	152	1975 Rose.....	*162	2005 Dunn.....	160
1916 Griffith.....	155	1946 Haas.....	140	1976 Rose.....	162	2006 Dunn.....	160
1917 Groh.....	*156	1947 Baumholtz, Miller.....	151	1977 Rose.....	*162	2007 Phillips.....	158
1918 Groh.....	126	1948 Stallcup.....	149	1978 Rose.....	159	2008 Votto.....	151
1919 Daubert.....	*140	1949 Stallcup.....	141	1979 Knight, Driessen.....	150	2009 Phillips.....	153
1920 Duncan.....	154	1950 Stallcup.....	136	1980 Knight.....	162	2010 Phillips.....	155
1921 Bohne.....	153	1951 Kluszewski.....	154	1981 Foster.....	108	2011 Votto.....	161
1922 Burns, Daubert, Pinelli.....	*156	1952 Adams, McMillan.....	*154	1982 Oester.....	151	2012 Bruce.....	155
1923 Burns.....	*154	1953 McMillan.....	155	1983 Oester.....	157	2013 Votto.....	*162
1924 Pinelli.....	144	1954 McMillan.....	*154	1984 Parker.....	156	2014 Frazier.....	157
1925 Walker.....	145	1955 Post, Bell.....	*154	1985 Parker.....	160	2015 Votto.....	158
1926 Three Tied.....	155	1956 Temple.....	154	1986 Parker.....	*162	2016 Suarez.....	159
1927 Walker.....	146	1957 McMillan.....	151	1987 Parker.....	153	2017 Votto.....	*162
1928 Critz.....	153	1958 Robinson.....	148	1988 Larkin.....	151	2018 Peraza.....	157
1929 Ford, Swanson.....	148	1959 Pinson.....	154	1989 Benzinger.....	161		

Batting Average

1900 Beckley.....	.341	1930 Heilmann.....	.333	1960 Robinson.....	.297	1990 Larkin.....	.301
1901 Crawford.....	.330	1931 Cucinello, Hendrick.....	.315	1961 Pinson.....	.343	1991 Morris.....	.318
1902 Crawford.....	.333	1932 Herman.....	.326	1962 Robinson.....	.342	1992 Roberts.....	.326
1903 Donlin.....	.351	1933 Hafey.....	.303	1963 Pinson.....	.313	1993 Sanders.....	.274
1904 Seymour.....	.313	1934 Hafey.....	.293	1964 Robinson.....	.306	1994 Morris.....	.335
1905 Seymour.....	*.377	1935 Riggs.....	.278	1965 Rose.....	.312	1995 Larkin.....	.319
1906 Huggins.....	.292	1936 Cuyler.....	.326	1966 Rose.....	.313	1996 Morris.....	.313
1907 Mitchell.....	.292	1937 Goodman.....	.273	1967 Rose.....	.301	1997 DSanders.....	.273
1908 Lobert.....	.293	1938 Lombardi.....	*.342	1968 Rose.....	*.335	1998 Young.....	.310
1909 Mitchell.....	.310	1939 FMcCormick.....	.332	1969 Rose.....	*.348	1999 Casey.....	.332
1910 Baskert.....	.300	1940 FMcCormick.....	.309	1970 Perez.....	.317	2000 Casey.....	.315
1911 Bates.....	.292	1941 FMcCormick.....	.269	1971 Rose.....	.304	2001 Casey.....	.310
1912 Hoblitzel.....	.294	1942 FMcCormick.....	.297	1972 Rose.....	.307	2002 Walker.....	.299
1913 Hoblitzel.....	.285	1943 FMcCormick.....	.303	1973 Rose.....	*.338	2003 Casey.....	.291
1914 Groh.....	.288	1944 FMcCormick.....	.305	1974 Morgan.....	.293	2004 Casey.....	.324
1915 TGriffith.....	.307	1945 Libke.....	.283	1975 Morgan.....	.327	2005 Casey.....	.312
1916 Chase.....	*.339	1946 Hatton.....	.271	1976 Griffey.....	.336	2006 Hatteberg.....	.289
1917 Roush.....	*.341	1947 Galan.....	.314	1977 Foster.....	.320	2007 Encarnacion.....	.289
1918 Roush.....	.333	1948 Wyrostek.....	.273	1978 Rose.....	.302	2008 Votto.....	.297
1919 Roush.....	*.321	1949 Kluszewski.....	.309	1979 Knight.....	.318	2009 Votto.....	.322
1920 Roush.....	.339	1950 Kluszewski.....	.307	1980 Collins.....	.303	2010 Votto.....	.324
1921 Duncan.....	.308	1951 Wyrostek.....	.311	1981 Griffey.....	.311	2011 Votto.....	.309
1922 Harper.....	.340	1952 Kluszewski.....	.320	1982 Cedenno.....	.289	2012 Phillips.....	.281
1923 Roush.....	.351	1953 Kluszewski.....	.316	1983 Oester.....	.264	2013 Votto.....	.305
1924 Roush.....	.348	1954 Kluszewski.....	.326	1984 Parker.....	.285	2014 Frazier.....	.273
1925 Roush.....	.339	1955 Kluszewski.....	.314	1985 Parker.....	.312	2015 Votto.....	.314
1926 Hargrave.....	.353	1956 Kluszewski.....	.302	1986 Bell.....	.278	2016 Votto.....	.326
1927 Dessen, Walker.....	.292	1957 Robinson.....	.322	1987 Davis.....	.293	2017 Votto.....	.320
1928 Allen.....	.305	1958 Temple.....	.306	1988 Larkin.....	.296	2018 Gennett.....	.310
1929 Walker.....	.313	1959 Pinson.....	.316	1989 Davis.....	.281		

Runs Scored

1900 Barrett.....114	1930 Heilmann.....79	1960 Pinson.....107	1990 Sabo.....95
1901 Crawford.....91	1931 Hendrick.....74	1961 Robinson.....117	1991 Sabo.....91
1902 Crawford.....92	1932 Herman.....87	1962 Robinson.....*134	1992 Roberts.....92
1903 Donlin.....110	1933 Hafey.....77	1963 Rose.....101	1993 RSanders.....90
1904 Huggins.....96	1934 Hafey.....75	1964 Robinson.....103	1994 Larkin.....78
1905 Huggins.....117	1935 Goodman.....86	1965 Harper.....*126	1995 Larkin.....98
1906 Huggins.....81	1936 Cuyler.....96	1966 Rose.....97	1996 Larkin.....117
1907 Huggins, Mitchell.....64	1937 Goodman.....86	1967 Pinson.....90	1997 Greene.....62
1908 Lobert.....71	1938 Goodman.....103	1968 Rose.....94	1998 Larkin.....93
1909 Mitchell.....83	1939 Werber.....*115	1969 Rose.....*120	1999 Larkin.....108
1910 Beschner.....95	1940 Werber.....105	1970 Rose.....120	2000 Griffey Jr.....100
1911 Beschner.....106	1941 Frey.....78	1971 Rose.....86	2001 Casey.....69
1912 Beschner.....*120	1942 Frey.....66	1972 Morgan.....*122	2002 Dunn.....84
1913 Beschner.....86	1943 Tipton.....82	1973 Morgan.....116	2003 Casey.....71
1914 Groh.....59	1944 FMcCormick.....85	1974 Rose.....*110	2004 Dunn.....105
1915 Killefer.....75	1945 Clay.....81	1975 Rose.....*112	2005 Dunn.....107
1916 Groh.....85	1946 Haas.....57	1976 Rose.....*130	2006 Dunn.....99
1917 Groh.....91	1947 Baumholtz.....96	1977 Foster.....*124	2007 Phillips.....107
1918 Groh.....*86	1948 Sauer.....78	1978 Rose.....103	2008 Phillips.....80
1919 Groh, Daubert.....79	1949 Hatton.....71	1979 Concepcion.....91	2009 Votto.....82
1920 Daubert.....97	1950 Kluszewski.....76	1980 Collins.....94	2010 Votto.....106
1921 Bohne.....98	1951 Ryan.....75	1981 Griffey.....65	2011 Votto.....101
1922 Daubert.....114	1952 Adams.....85	1982 Driessen.....64	2012 Bruce.....89
1923 Burns.....99	1953 Bell.....102	1983 Redus.....90	2013 Choo.....107
1924 Critz, Roush.....67	1954 Kluszewski, Bell.....104	1984 Parker.....73	2014 Frazier.....88
1925 Roush.....91	1955 Kluszewski, Post.....116	1985 Parker.....88	2015 Votto.....95
1926 Critz.....96	1956 Robinson.....*122	1986 Davis.....97	2016 Votto.....101
1927 Dressen.....78	1957 Robinson.....97	1987 Davis.....120	2017 Votto.....106
1928 Critz.....95	1958 Robinson.....90	1988 Daniels.....95	2018 Gennett.....86
1929 Swanson.....100	1959 Pinson.....*131	1989 Benzinger.....79	

Hits

1900 Beckley.....190	1930 Heilmann.....153	1960 Pinson.....187	1990 Larkin.....185
1901 Beckley.....178	1931 Cuccinello.....181	1961 Pinson.....*208	1991 Sabo.....175
1902 Crawford.....185	1932 Herman.....188	1962 Robinson.....208	1992 Roberts.....172
1903 Seymour.....191	1933 Hafey.....172	1963 Pinson.....*204	1993 Sabo.....143
1904 Seymour.....166	1934 Koenig.....172	1964 Robinson.....174	1994 Morris.....146
1905 Seymour.....*219	1935 Goodman.....159	1965 Rose.....*209	1995 Larkin.....158
1906 Huggins.....159	1936 Cuyler.....185	1966 Rose.....205	1996 Morris.....165
1907 Mitchell.....163	1937 Goodman.....150	1967 Pinson.....187	1997 DSanders.....127
1908 Lobert.....167	1938 FMcCormick.....*209	1968 Rose.....*210	1998 Larkin, Young.....166
1909 Mitchell.....162	1939 FMcCormick.....*209	1969 Rose.....218	1999 Casey.....197
1910 Hoblitzell.....170	1940 FMcCormick.....*191	1970 Rose.....*205	2000 Young.....166
1911 Hoblitzell.....180	1941 FMcCormick.....162	1971 Rose.....192	2001 Casey.....165
1912 Hoblitzell.....164	1942 FMcCormick.....156	1972 Rose.....*198	2002 Walker.....183
1913 Hoblitzell.....143	1943 Frey.....154	1973 Rose.....*230	2003 Casey.....167
1914 Herzog.....140	1944 FMcCormick.....177	1974 Rose.....185	2004 Casey.....185
1915 Griffith.....179	1945 Clay.....184	1975 Rose.....210	2005 Flopez.....169
1916 Chase.....*184	1946 Haas.....141	1976 Rose.....*215	2006 Phillips.....148
1917 Groh.....*182	1947 Baumholtz.....182	1977 Rose.....204	2007 Phillips.....187
1918 Groh.....158	1948 Wryostek.....140	1978 Rose.....198	2008 Votto.....156
1919 Roush.....162	1949 Kluszewski.....164	1979 Knight.....175	2009 Phillips.....161
1920 Roush.....196	1950 Kluszewski.....165	1980 Collins.....167	2010 Votto.....177
1921 Bohne.....175	1951 Wyrostek.....167	1981 Concepcion.....129	2011 Votto.....185
1922 Daubert.....205	1952 Adams.....180	1982 Concepcion.....164	2012 Phillips.....163
1923 Duncan, Roush.....185	1953 Bell.....183	1983 Oester.....145	2013 Votto.....177
1924 Roush.....168	1954 Kluszewski.....187	1984 Parker.....173	2014 Frazier.....163
1925 Roush.....183	1955 Kluszewski.....*192	1985 Parker.....198	2015 Phillips.....173
1926 Roush.....182	1956 Temple.....180	1986 Parker.....174	2016 Votto.....181
1927 Dressen.....160	1957 Robinson.....197	1987 Parker.....149	2017 Votto.....179
1928 Critz.....190	1958 Temple.....166	1988 Larkin.....174	2018 Peraza.....182
1929 Swanson.....172	1959 Pinson.....205	1989 Benzinger.....154	

Doubles

1900 Steinfeldt.....	29	1930 Heilmann.....	43	1960 Pinson.....	*37	1990 Sabo.....	38
1901 Beckley.....	36	1931 Cuccinello.....	39	1961 Pinson.....	34	1991 O'Neill.....	36
1902 Peitz.....	22	1932 Herman.....	38	1962 Robinson.....	*51	1992 Roberts.....	34
1903 Steinfeldt.....	*32	1933 Hafey.....	34	1963 Pinson.....	37	1993 Sabo.....	33
1904 Seymour.....	26	1934 Bottomley.....	31	1964 Robinson.....	38	1994 Morris.....	30
1905 Seymour.....	*40	1935 Kampris, Goodman...26		1965 Rose.....	35	1995 RSanders.....	36
1906 Delahanty.....	21	1936 Cuyler.....	29	1966 Rose.....	38	1996 Larkin, Morris.....	32
1907 Ganzel.....	20	1937 Goodman.....	25	1967 Rose.....	32	1997 BBoone.....	25
1908 Lobert.....	17	1938 FMcCormick.....	40	1968 Rose.....	42	1998 Young.....	48
1909 Hoblitzell.....	23	1939 FMcCormick.....	41	1969 Rose.....	33	1999 Casey.....	42
1910 Hoblitzell.....	24	1940 FMcCormick.....	*44	1970 Rose.....	37	2000 Young.....	37
1911 Beschner.....	32	1941 FMcCormick.....	31	1971 Rose.....	27	2001 Casey.....	40
1912 Hoblitzell.....	32	1942 Joost.....	30	1972 Perez.....	33	2002 Walker.....	42
1913 Hoblitzell.....	23	1943 FMcCormick.....	28	1973 Rose.....	36	2003 LaRue.....	23
1914 Groh.....	18	1944 FMcCormick.....	37	1974 Rose.....	*45	2004 Casey.....	44
1915 Groh.....	32	1945 FMcCormick.....	33	1975 Rose.....	*47	2005 Dunn.....	35
1916 Chase.....	29	1946 Haas.....	24	1976 Rose.....	*42	2006 Encarnacion.....	33
1917 Groh.....	*39	1947 Miller.....	*38	1977 Rose.....	38	2007 Dunn.....	27
1918 Groh.....	*28	1948 Stallcup.....	30	1978 Rose.....	*51	Gonzalez, Hatteberg	
1919 Roush.....	19	1949 Hatton.....	38	1979 Knight.....	37	2008 Votto.....	32
1920 Groh, Daubert.....	28	1950 Kluszewski.....	37	1980 Knight.....	39	2009 Votto.....	38
1921 Bohne.....	28	1951 Kluszewski.....	35	1981 Concepcion.....	28	2010 Votto.....	36
1922 Duncan.....	44	1952 McMillan.....	32	1982 Cedeno.....	35	2011 Votto.....	*40
1923 Roush.....	*41	1953 Bell.....	37	1983 Householder.....	24	2012 Votto.....	44
1924 Roush.....	23	1954 Bell.....	38	1984 Parker.....	28	2013 Bruce.....	43
1925 Pinelli.....	33	1955 Post.....	33	1985 Parker.....	*42	2014 Hamilton.....	25
1926 Roush.....	37	1956 Bell.....	31	1986 Parker.....	31	Phillips, Mesoraco	
1927 Dressen.....	36	1957 Hoak.....	*39	1987 Parker, Diaz.....	28	2015 Frazier.....	43
1928 Kelly.....	33	1958 Temple.....	31	1988 Sabo.....	20	2016 Votto, Phillips.....	34
1929 Kelly.....	45	1959 Pinson.....	*47	1989 Benzinger.....	28	2017 Duvall.....	37
						2018 Peraza.....	31

Triples

1900 Crawford.....	15	1930 Walker.....	11	1960 Pinson.....	12	1990 Duncan.....	*11
1901 Crawford.....	16	1931 Walker.....	11	1961 Pinson.....	8	1991 Duncan, Larkin.....	4
1902 Crawford.....	*22	1932 Herman.....	*19	1962 Blasingame, Pinson ...7		1992 3 players tied.....	*6
1903 Donlin.....	18	1933 Bottomley.....	9	1963 Pinson.....	*14	1993 Samuel, RSanders.....	4
1904 Kelley, Seymour.....	13	1934 Bottomley.....	11	1964 Pinson.....	11	1994 RSanders.....	8
1905 Seymour.....	*21	1935 Goodman.....	*18	1965 Rose, Cardenas.....	11	1995 Larkin, RSanders.....	6
1906 Kelley.....	11	1936 Goodman.....	*14	1966 Pinson.....	6	1996 Howard.....	10
1907 Ganzel.....	*16	1937 Goodman.....	12	1967 Pinson.....	*13	1997 DSanders.....	7
1908 Lobert.....	18	1938 Riggs.....	13	1968 Perez.....	7	1998 Larkin.....	10
1909 Mitchell.....	*17	1939 Goodman.....	16	1969 Rose.....	11	1999 Cameron.....	9
1910 Mitchell.....	*18	1940 Frey, Goodman.....	6	1970 Rose.....	9	2000 Reese, Young.....	6
1911 Mitchell.....	22	1941 Frey, McCormick.....	5	1971 3 players tied.....	4	2001 Ochoa.....	4
1912 Mitchell.....	13	1942 3 players tied.....	6	1972 Rose.....	11	2002 Taylor.....	4
1913 Tinker.....	13	1943 Frey, Marshall.....	8	1973 Rose.....	8	2003 ABoone, Casey.....	3
1914 Niehoff.....	9	1944 Miller.....	5	1974 Geronimo.....	8	2004 Freel.....	8
1915 Griffith.....	16	1945 Libke.....	5	1975 Griffey.....	9	2005 FLopez.....	5
1916 Groh, Roush.....	14	1946 Lukon.....	8	1976 Geronimo.....	11	2006 Freel.....	2
1917 Chase.....	15	1947 Baumholtz.....	9	1977 Griffey.....	8	2007 Phillips.....	6
1918 LMagee, SMagee.....	13	1948 Wyrostek.....	9	1978 Griffey.....	8	2008 Phillips.....	7
1919 3 players tied.....	12	1949 3 players tied.....	5	1979 4 players tied.....	4	2009 Phillips.....	5
1920 Roush.....	16	1950 Adams.....	8	1980 Griffey.....	10	2010 Stubbs.....	6
1921 Bohne.....	16	1951 Adams.....	5	1981 Oester.....	7	2011 Stubbs, Votto.....	3
1922 Daubert.....	*22	1952 Kluszewski.....	11	1982 Householder, Milner ...5		2012 Frazier.....	6
1923 Roush.....	18	1953 Greengrass.....	7	1983 Redus.....	9	2013 4 players tied.....	3
1924 Roush.....	*21	1954 Temple.....	8	1984 Esasky.....	5	2014 Hamilton.....	8
1925 Walker, Roush.....	16	1955 Bell.....	6	1985 Milner.....	7	2015 Bruce.....	4
1926 Walker.....	20	1956 McMillan.....	7	1986 Milner.....	6	2016 Bruce, Duvall.....	6
1927 Dressen, Walker.....	10	1957 McMillan, Robinson.....	5	1987 Stillwell.....	7	2017 Hamilton.....	11
1928 Walker.....	12	1958 Temple, Robinson.....	6	1988 Larkin.....	5	2018 Hamilton.....	9
1929 Walker.....	15	1959 Pinson.....	9	1989 Rooms.....	5		

Home Runs

1900 Crawford.....	7	1930 Heilmann.....	19	1960 Robinson.....	31	1990 Sabo.....	25
1901 Crawford.....	*16	1931 Cullop.....	8	1961 Robinson.....	37	1991 O'Neill.....	28
1902 Beckley.....	5	1932 Herman.....	16	1962 Robinson.....	39	1992 O'Neill.....	14
1903 Seymour, Donlin.....	7	1933 Bottomley.....	13	1963 Pinson.....	22	1993 Sabo.....	21
1904 Dolan.....	6	1934 Hafey.....	18	1964 Robinson.....	29	1994 Mitchell.....	30
1905 Odwell.....	*9	1935 Godmn, Lombardi.....	12	1965 Robinson.....	33	1995 Gant.....	29
1906 Seymour, Schlei.....	4	1936 Goodman.....	17	1966 Johnson.....	24	1996 Larkin.....	33
1907 Mitchell, Kane.....	3	1937 Kampouris.....	17	1967 Perez.....	26	1997 Greene.....	26
1908 Lobert.....	4	1938 Goodman.....	30	1968 May.....	22	1998 Boone.....	24
1909 3 players tied.....	4	1939 Lombardi.....	20	1969 May.....	38	1999 Vaughn.....	45
1910 Mitchell.....	5	1940 FMcCormick.....	19	1970 Bench.....	*45	2000 Griffey Jr.....	40
1911 Hoblitzell.....	11	1941 FMcCormick.....	17	1971 May.....	39	2001 Griffey Jr.....	22
1912 Mitchell, Bescher.....	4	1942 FMcCormick.....	13	1972 Bench.....	*40	2002 ABoone, Dunn.....	26
1913 Bates.....	6	1943 Tipton.....	9	1973 Perez.....	27	2003 Dunn.....	27
1914 Niehoff.....	4	1944 FMcCormick.....	20	1974 Bench.....	33	2004 Dunn.....	46
1915 TGriffith.....	4	1945 Miller.....	13	1975 Bench.....	28	2005 Dunn.....	40
1916 Chase.....	4	1946 Hatton.....	14	1976 Foster.....	29	2006 Dunn.....	40
1917 3 players tied.....	4	1947 Miller.....	19	1977 Foster.....	*52	2007 Dunn.....	40
1918 Roush.....	5	1948 Sauer.....	35	1978 Foster.....	*40	2008 Dunn.....	32
1919 Groh.....	5	1949 Cooper.....	16	1979 Foster.....	30	2009 Votto.....	25
1920 Daubert, Roush.....	4	1950 Kluszewski.....	25	1980 Foster.....	25	2010 Votto.....	37
1921 Roush.....	4	1951 Ryan.....	16	1981 Foster.....	22	2011 Bruce.....	32
1922 Daubert.....	12	1952 Kluszewski.....	16	1982 Driessen.....	17	2012 Bruce.....	34
1923 Hargrave.....	10	1953 Kluszewski.....	40	1983 Redus.....	17	2013 Bruce.....	30
1924 4 players tied.....	4	1954 Kluszewski.....	*49	1984 Parker.....	16	2014 Frazier.....	29
1925 Roush, Smith.....	8	1955 Kluszewski.....	47	1985 Parker.....	34	2015 Frazier.....	35
1926 Roush.....	7	1956 Robinson.....	38	1986 Parker.....	31	2016 Duvall.....	33
1927 Walker.....	6	1957 Crowe.....	31	1987 Davis.....	37	2017 Votto.....	36
1928 Picinich.....	7	1958 Robinson.....	31	1988 Davis.....	26	2018 Suárez.....	34
1929 Walker.....	7	1959 Robinson.....	36	1989 Davis.....	34		

Runs Batted In

1900 Beckley.....	94	1930 Heilmann.....	91	1960 Robinson.....	83	1990 Davis.....	86
1901 Crawford.....	104	1931 Cuccinello.....	93	1961 Robinson.....	124	1991 O'Neill.....	91
1902 Crawford.....	78	1932 Herman.....	87	1962 Robinson.....	136	1992 Larkin.....	78
1903 Steinfeldt.....	83	1933 Bottomley.....	83	1963 Pinson.....	106	1993 RSanders.....	83
1904 Corcoran.....	74	1934 Bottomley.....	78	1964 Robinson.....	96	1994 Morris.....	78
1905 Seymour.....	*121	1935 Goodman.....	72	1965 DJohnson.....	*130	1995 RSanders.....	99
1906 Schlei.....	54	1936 Cuyler.....	74	1966 Cardnas, DJohns.....	81	1996 Larkin.....	89
1907 Ganzel.....	64	1937 Kampouris.....	71	1967 Perez.....	102	1997 Greene.....	91
1908 Lobert.....	63	1938 FMcCormick.....	106	1968 Perez.....	92	1998 BBoone.....	95
1909 Mitchell.....	86	1939 FMcCormick.....	*128	1969 Perez.....	122	1999 Vaughn.....	118
1910 Mitchell.....	88	1940 FMcCormick.....	127	1970 Bench.....	*148	2000 Griffey Jr.....	118
1911 Hoblitzell.....	91	1941 FMcCormick.....	97	1971 May.....	98	2001 Casey.....	89
1912 Hoblitzell.....	85	1942 FMcCormick.....	89	1972 Bench.....	*125	2002 ABoone.....	87
1913 Hoblitzell.....	62	1943 Miller.....	71	1973 Bench.....	104	2003 Casey.....	80
1914 Niehoff.....	49	1944 FMcCormick.....	102	1974 Bench.....	*129	2004 Dunn.....	102
1915 TGriffith.....	85	1945 FMcCormick.....	81	1975 Bench.....	110	2005 Dunn.....	81
1916 Chase.....	82	1946 Hatton.....	69	1976 Foster.....	*121	2006 Dunn.....	92
1917 Chase.....	86	1947 Miller.....	87	1977 Foster.....	*149	2007 Dunn.....	106
1918 SMagee.....	*76	1948 Sauer.....	97	1978 Foster.....	*120	2008 Votto.....	84
1919 Roush.....	71	1949 Hatton.....	69	1979 Foster.....	98	2009 Phillips.....	98
1920 Roush.....	90	1950 Kluszewski.....	111	1980 Foster.....	93	2010 Votto.....	113
1921 Roush.....	71	1951 Kluszewski.....	77	1981 Foster.....	90	2011 Votto.....	103
1922 Duncan.....	94	1952 Kluszewski.....	86	1982 Cedeno, Driessen.....	57	2012 Bruce.....	96
1923 Roush.....	88	1953 Kluszewski.....	108	1983 Oester.....	58	2013 Bruce.....	109
1924 Roush.....	72	1954 Kluszewski.....	*141	1984 Parker.....	94	2014 Frazier, Mesoraco.....	80
1925 Roush.....	83	1955 Kluszewski.....	113	1985 Parker.....	*125	2015 Frazier.....	89
1926 Pipp.....	99	1956 Kluszewski.....	102	1986 Parker.....	116	2016 Duvall.....	103
1927 Walker.....	80	1957 Crowe.....	92	1987 Davis.....	100	2017 Votto.....	100
1928 Walker.....	73	1958 Robinson.....	83	1988 Davis.....	93	2018 Suárez.....	104
1929 Kelly.....	103	1959 Robinson.....	125	1989 Davis.....	101		

Stolen Bases

1900 Barrett.....	44	1930 Stripp.....	15	1960 Pinson.....	32	1990 Hatcher, Larkin.....	30
1901 Harley.....	37	1931 Stripp.....	5	1961 Pinson.....	23	1991 Larkin.....	24
1902 Corcoran.....	20	1932 Herman.....	7	1962 Pinson.....	26	1992 Roberts.....	44
1903 Donlin.....	26	1933 Morrissey.....	5	1963 Pinson.....	27	1993 RSanders.....	27
1904 Odwell.....	30	1934 Piet, Slade.....	6	1964 Harper.....	24	1994 Larkin.....	26
1905 Corcoran.....	28	1935 Goodman.....	14	1965 Harper.....	35	1995 Larkin.....	51
1906 Huggins.....	41	1936 Cuyler.....	16	1966 Harper.....	29	1996 Larkin.....	36
1907 Lobert.....	30	1937 Goodman, Cuyler.....	10	1967 Pinson.....	26	1997 DSanders.....	56
1908 Lobert.....	47	1938 Frey.....	4	1968 Pinson.....	17	1998 Larkin.....	26
1909 Bescher.....	*54	1939 Werber.....	15	1969 Tolan.....	26	1999 Cameron, Reese.....	38
1910 Bescher.....	*70	1940 Frey.....	*22	1970 Tolan.....	*57	2000 Reese.....	29
1911 Bescher.....	*81	1941 Frey.....	16	1971 Rose.....	13	2001 Reese.....	25
1912 Bescher.....	*67	1942 Walker.....	11	1972 Morgan.....	58	2002 ABoone.....	32
1913 Bescher.....	38	1943 Miller, Marshall.....	8	1973 Morgan.....	67	2003 ABoone.....	15
1914 Herzog.....	46	1944 Miller.....	9	1974 Morgan.....	58	2004 Freel.....	37
1915 Herzog.....	35	1945 Clay.....	19	1975 Morgan.....	67	2005 Freel.....	36
1916 Chase.....	22	1946 Haas.....	22	1976 Morgan.....	60	2006 Freel.....	37
1917 Neale.....	25	1947 Haas, Adams.....	9	1977 Morgan.....	49	2007 Phillips.....	32
1918 Roush.....	24	1948 Baumholtz.....	8	1978 Driessen.....	28	2008 Phillips.....	23
1919 Neale.....	28	1949 Wyrostek.....	7	1979 Morgan.....	28	2009 Phillips, Taveras.....	25
1920 Roush.....	36	1950 Adams.....	7	1980 Collins.....	79	2010 Stubbs.....	30
1921 Bohne.....	26	1951 Ryan.....	11	1981 Collins.....	26	2011 Stubbs.....	40
1922 Burns.....	30	1952 Adams.....	11	1982 Milner.....	18	2012 Stubbs.....	30
1923 Bohne.....	16	1953 Bridges, Grngrass.....	6	1983 Milner.....	41	2013 Choo.....	20
1924 Pinelli.....	23	1954 Temple.....	21	1984 Redus.....	48	2014 Hamilton.....	56
1925 Roush.....	22	1955 Temple.....	19	1985 Redus.....	48	2015 Hamilton.....	57
1926 3 players tied.....	8	1956 Temple.....	14	1986 Davis.....	80	2016 Hamilton.....	58
1927 Allen.....	12	1957 Temple.....	19	1987 Davis.....	50	2017 Hamilton.....	59
1928 Walker.....	19	1958 Temple.....	15	1988 Sabo.....	46	2018 Hamilton.....	34
1929 Swanson.....	33	1959 Pinson.....	21	1989 Davis.....	21		

REDS NATIONAL LEAGUE BATTING LEADERS - SINCE 1900

Batting Average (8)

Cy Seymour.....	1905 (.377)
Hal Chase.....	1916 (.339)
Edd Roush.....	1917 (.341)
Edd Roush.....	1919 (.321)
Ernie Lombardi.....	1938 (.342)
Pete Rose.....	1968 (.335)
Pete Rose.....	1969 (.348)
Pete Rose.....	1973 (.338)

Runs (13)

Bob Bescher.....	1912 (120)
Heinie Groh.....	1918 (86)
Billy Werber.....	1939 (115)
Frank Robinson.....	1956 (122)
Vada Pinson.....	1959 (131)
Frank Robinson.....	1962 (134)
Tommy Harper.....	1965 (126)
Pete Rose.....	*1969 (120)
Joe Morgan.....	1972 (122)
Pete Rose.....	1974 (110)
Pete Rose.....	1975 (112)
Pete Rose.....	1976 (130)
George Foster.....	1977 (124)

Hits (15)

Cy Seymour.....	1905 (219)
Hal Chase.....	1916 (184)
Heinie Groh.....	1917 (182)
Frank McCormick.....	1938 (209)
Frank McCormick.....	1939 (209)
Frank McCormick.....	*1940 (191)

Ted Kluszewski.....	1955 (192)
Vada Pinson.....	1961 (208)
Vada Pinson.....	1963 (204)
Pete Rose.....	1965 (209)
Pete Rose.....	*1968 (210)
Pete Rose.....	*1970 (205)
Pete Rose.....	1972 (198)
Pete Rose.....	1973 (230)
Pete Rose.....	1976 (215)

Doubles (17)

Harry Steinfeldt.....	*1903 (32)
Cy Seymour.....	1905 (40)
Heinie Groh.....	1917 (39)
Heinie Groh.....	1918 (28)
Edd Roush.....	1923 (41)
Frank McCormick.....	1940 (44)
Eddie Miller.....	1947 (38)
Don Hoak.....	1957 (39)
Vada Pinson.....	1959 (47)
Vada Pinson.....	1960 (37)
Frank Robinson.....	1962 (51)
Pete Rose.....	1974 (45)
Pete Rose.....	1975 (47)
Pete Rose.....	1976 (42)
Pete Rose.....	1978 (51)
Dave Parker.....	1985 (42)
Joey Votto.....	2011 (40)

Triples (13)

Sam Crawford.....	*1902 (22)
Cy Seymour.....	1905 (21)
John Ganzel.....	*1907 (16)
Mike Mitchell.....	1909 (17)
Mike Mitchell.....	1910 (18)
Jake Daubert.....	1922 (22)
Edd Roush.....	1924 (21)
Babe Herman.....	1932 (19)
Ival Goodman.....	1935 (18)
Ival Goodman.....	1936 (14)
Vada Pinson.....	1963 (14)
Vada Pinson.....	1967 (13)
Mariano Duncan.....	1990 (11)

Home Runs (7)

Sam Crawford.....	1901 (16)
Fred Odwell.....	1905 (9)
Ted Kluszewski.....	1954 (49)
Johnny Bench.....	1970 (45)
Johnny Bench.....	1972 (40)
George Foster.....	1977 (52)
George Foster.....	1978 (40)

Total Bases (6)

Sam Crawford.....	1902 (256)
Cy Seymour.....	1905 (325)
Johnny Bench.....	1974 (315)
George Foster.....	1977 (388)
Dave Parker.....	1985 (350)
Dave Parker.....	1986 (304)

Runs Batted In (12)**

Cy Seymour.....	1905 (21)
Sherry Magee.....	1918 (76)
Frank McCormick.....	1939 (128)
Ted Kluszewski.....	1954 (141)
Deron Johnson.....	1965 (130)
Johnny Bench.....	1970 (148)
Johnny Bench.....	1972 (125)
Johnny Bench.....	1974 (129)
George Foster.....	1976 (121)
George Foster.....	1977 (149)
George Foster.....	1978 (120)
Dave Parker.....	1985 (125)

Stolen Bases (6)

Bob Bescher.....	1909 (54)
Bob Bescher.....	1910 (70)
Bob Bescher.....	1911 (81)
Bob Bescher.....	1912 (67)
Lonny Frey.....	1940 (22)
Bobby Tolan.....	1970 (57)

* Tied for league lead

** RBI became official stat in 1920

CAREER BATTING RECORDS - SINCE 1900

Highest Batting Average.....	332, Cy Seymour
Highest Slugging Percentage.....	554, Frank Robinson
Most Runs.....	1,741, Pete Rose
Most Hits.....	3,358, Pete Rose
Most RBI.....	1,376, Johnny Bench
Most Stolen Bases.....	406, Joe Morgan
Most Walks.....	1,210, Pete Rose
Most Strikeouts.....	1,306, Tony Perez
Most Singles.....	2,490, Pete Rose
Most Doubles.....	601, Pete Rose
Most Triples.....	152, Edd Roush
Most Home Runs.....	389, Johnny Bench
Most Home Runs (Left-handed Batter).....	270, Adam Dunn
Highest Home Run Percentage, per 100 AB.....	7.2, Adam Dunn
Fewest AB Per Home Run.....	13.8, Adam Dunn
Most Grand Slams.....	11, Johnny Bench
Most Seasons, 20 Or More Home Runs.....	11, Johnny Bench
Most Seasons, 30 Or More Home Runs.....	7, Frank Robinson
Most Extra-Base Hits.....	868, Pete Rose
Most Total Bases.....	4,645, Pete Rose
Most Seasons.....	19 (3x), Pete Rose (1963-78, 1984-86), Dave Concepcion (1970-88), Barry Larkin (1986-2004)
Most Games Played.....	2,722, Pete Rose
Most Consecutive Games Played.....	678, Pete Rose
Most At-Bats.....	10,934, Pete Rose
Most Pinch-Hit At-Bats.....	284, Red Lucas
Most Pinch-Hits.....	80, Red Lucas
Most Pinch-Hit Home Runs.....	13, Jerry Lynch

Reds Batting Top 5 - Since 1900

<p>GAMES</p> <p>Rose.....2,722</p> <p>Concepcion.....2,488</p> <p>Larkin.....2,180</p> <p>Bench.....2,158</p> <p>Perez.....1,948</p>	<p>HITS</p> <p>Rose.....3,358</p> <p>Larkin.....2,340</p> <p>Concepcion.....2,326</p> <p>Bench.....2,048</p> <p>Perez.....1,934</p>	<p>DOUBLES</p> <p>Rose.....601</p> <p>Larkin.....441</p> <p>Concepcion.....389</p> <p>Bench.....381</p> <p>Votto.....372</p>	<p>EXTRA-BASE HITS</p> <p>Rose.....868</p> <p>Bench.....794</p> <p>Larkin.....715</p> <p>FRobinson.....692</p> <p>Perez.....682</p>
<p>AT-BATS</p> <p>Rose.....10,934</p> <p>Concepcion.....8,723</p> <p>Larkin.....7,937</p> <p>Bench.....7,658</p> <p>Perez.....6,846</p>	<p>RUNS</p> <p>Rose.....1,741</p> <p>Larkin.....1,329</p> <p>Bench.....1,091</p> <p>FRobinson.....1,043</p> <p>Concepcion.....993</p>	<p>TRIPLES</p> <p>Roush.....152</p> <p>Rose.....115</p> <p>Pinson.....96</p> <p>CWalker.....94</p> <p>MMitchell.....88</p>	<p>TOTAL BASES</p> <p>Rose.....4,645</p> <p>Bench.....3,644</p> <p>Larkin.....3,527</p> <p>Perez.....3,246</p> <p>Concepcion.....3,114</p>
<p>BATTING AVERAGE</p> <p>Seymour......332</p> <p>Roush......331</p> <p>Beckley......325</p> <p>Hargrave......314</p> <p>Bressler......311</p>	<p>RBI</p> <p>Bench.....1,376</p> <p>Perez.....1,192</p> <p>Rose.....1,036</p> <p>FRobinson.....1,009</p> <p>Larkin.....960</p>	<p>HOME RUNS</p> <p>Bench.....389</p> <p>FRobinson.....324</p> <p>Perez.....287</p> <p>Dunn.....270</p> <p>Votto.....269</p>	<p>STOLEN BASES</p> <p>Morgan.....406</p> <p>Larkin.....379</p> <p>Concepcion.....321</p> <p>Bescher.....320</p> <p>Hamilton.....277</p>

REDS ALL-TIME GRAND SLAM LEADERS

Johnny Bench.....11	Dave Parker.....5	Joe Morgan.....4	Ernie Lombardi.....3
Adam Dunn.....9	Tony Perez.....5	Joey Votto.....4	Joe Oliver.....3
George Foster.....9	Brandon Phillips.....5	Ed Bailey.....3	Wally Post.....3
Eric Davis.....7	Frank Robinson.....5	Gus Bell.....3	Chris Sabo.....3
Dave Concepcion.....6	Jay Bruce.....4	Adam Duvall.....3	Andy Seminick.....3
Vada Pinson.....6	Ray Knight.....4	Willie Greene.....3	Eugenio Suárez.....3
Nick Esasky.....5	Jason LaRue.....4	Ken Griffey Jr.....3	
Scooter Gennett.....5	Devin Mesoraco.....4	Ted Kluszewski.....3	

SINGLE-SEASON BATTING RECORDS - SINCE 1900

Club Records

Most Players Used	57, 2003
Most Players With 100 Starts	9, 2017 (Votto, Duvall, Suárez, Hamilton, Schebler, Peraza, Cozart, Gennett, Barnhart)
Most At-Bats	5,767, 1968
Most Runs Scored	865, 1999
Fewest Runs Scored	489, 1908
Most Runs Batted In	820, 1999
Most Hits	1,599, 1976
Fewest Hits	1,108, 1908
Highest Batting Average296, 1922
Lowest Batting Average227, 1908
Most .300 Hitters	5 (2x), 1976, 1903
Highest Slugging Percentage451, 1999
Lowest Slugging Percentage294, 1908
Most Singles	1,191, 1922
Most Doubles	335, 2005
Most Triples	120, 1926
Most Home Runs	222, 2005 (163g) & 221, 1956 (154g)
Most Home Runs, Road	112, 1999
Most Grand Slams	11, 2018
Most Pinch-Hit Home Runs	13, 2006
Most Consecutive Games With One or More Homers	21, 1956 (41 HR)
Most Home Runs, Month	51, September 1999
Most Players With at Least 10 Home Runs	10 (2x), 1999 & 2000
Fewest Home Runs, Season	14, 1908, 1916
Most Home Runs vs One Opponent, Season	44, 1956 vs Brooklyn
Most Home Runs, Season, Home	128, 1956
Most Players With 30 Home Runs, Season	3 (4x), 1956 (Robinson, Post, Kluszewski), 1970 (Bench, Perez, May), 2007 (Dunn, Griffey, Phillips), 2017 (Votto, Duvall, Schebler)
Most Players With 20 Home Runs	6, 2017 (Votto, Duvall, Schebler, Gennett, Suárez, Cozart)
Most Extra-Base Hits	572, 2005
Most Total Bases	2,549 (2x), 1999, 2000
Most Sacrifices (no sacrifice flies)	239, 1926
Most Sacrifice Flies	66, 1993
Most Walks	693, 1974
Most Strikeouts	1,376, 2018
Fewest Strikeouts	303, 1918
Most Players With 100 Strikeouts	5 (4x), 2005, 2013, 2017, 2018
Most Hit Batsmen	81, 2004
Fewest Hit Batsmen	11, 1951
Most Grounded Into Double Plays	143, 1982
Fewest Grounded Into Double Plays	85, 1991
Most Men Left On Base	1,328, 1976
Fewest Men Left On Base	997, 1921
Most Stolen Bases	310, 1910
Most Caught Stealing	136, 1922

REDS HIGHEST SINGLE-SEASON HOME RUN TOTALS

2005.....*	222	2017.....	219	1999.....	209
1956.....**	221	2006.....	217	2007.....	204
* 163 games, ** 154 games				2000.....	200

Individual Records

Most Games	163 (2x), Leo Cardenas, 1964; Pete Rose, 1974
Most At Bats	680, Pete Rose, 1973
Most At Bats, Pinch hitter	78, Skip Schumaker, 2015
Most Plate Appearances, Pinch hitter	88, Jacob Cruz, 2005
Highest Batting Average.....	.377, Cy Seymour, 1905
Highest Slugging Percentage.....	.681, Kevin Mitchell, 1994
Highest Slugging Percentage (Non-strike Season).....	.642, Ted Kluszewski, 1954
Highest On-base Percentage.....	.474, Joey Votto, 2012
Most Hits.....	230, Pete Rose, 1973
Most Pinch-Hits	20, Jacob Cruz, 2005
Longest Hitting Streak.....	44, Pete Rose, 6/14-7/31, 1978
Consecutive Hits.....	10, Woody Williams (over 2 games), 9/5-9/6, 1943; Bip Roberts (over 4 games), 9/19-9/23, 1992
Most Consecutive Games With Extra-Base Hit.....	9 (2x); Sam Crawford, 1900; Pete Rose, 7/31-8/8, 1966
Consecutive Plate Appearances Reaching Base.....	13, Barry Larkin (over 4 games), 5/25-5/27, 1997
Most Runs	134, Frank Robinson, 1962
Consecutive Games Scoring Run	17, Ted Kluszewski, 1954 (24 Runs)
Most RBI.....	149, George Foster, 1977
Most RBI, One Month.....	45, Gus Bell, June 1953
Consecutive Games Driving In Run	10, Joe Morgan, 1976 (17 RBI)
Most Singles.....	181, Pete Rose, 1973
Most Doubles.....	51 (2x), Frank Robinson, 1962; Pete Rose, 1978
Most Triples.....	23, Sam Crawford, 1902
Most Home Runs (Left-handed Batter).....	49, Ted Kluszewski, 1954
Most Home Runs (Right-handed Batter)	52, George Foster, 1977
Most Home Runs, Switch-Hitter	23, Felipe Lopez, 2005
Consecutive Games Hitting HR.....	5 (8x), Ted Kluszewski, 8/11-8/15, 1954; George Crowe, 8/8-8/14, 1957; Johnny Bench, 5/30-6/3, 1972; Ken Griffey Jr., 7/8-7/12, 2003; Adam Dunn, 5/14-5/19, 2008; Devin Mesoraco, 6/19-6/24, 2014; Jay Bruce, 7/23-7/27, 2016; Eugenio Suárez, 7/23-7/27, 2018
Most Home Runs in Consecutive Games.....	7, Johnny Bench, 7 homers in 5 games, 5/30-6/3, 1972
Most Home Runs At Home.....	34, Ted Kluszewski, 1954
Most Home Runs On Road	31, George Foster, 1977
Most Home Runs, One Month.....	14 (2x), Frank Robinson, August, 1962; Greg Vaughn, September, 1999
Most Leadoff Home Runs.....	8, Kal Daniels, 1987
Most Pinch-Hit Home Runs	5, Jerry Lynch, 1961
Most Home Runs, First Base, Season	49, Ted Kluszewski, 1954
Most Home Runs, Second Base, Season.....	30, Brandon Phillips, 2007
Most Home Runs, Shortstop, Season	33, Barry Larkin, 1996
Most Home Runs, Third Base, Season	39, Tony Perez, 1970
Most Home Runs, Catcher, Season	38, Johnny Bench, 1970
Most Home Runs, Outfielder, Season.....	52, George Foster, 1977
Most Home Runs By Two Players, Season.....	87, Kluszewski (47), Post (40), 1955
Most Home Runs By Three Players, Season	119, Bench (45), Perez (40), May (34), 1970
Most Grand Slams.....	4, Scooter Gennett, 2017
Most Grand Slams, Month.....	3, Eric Davis, May 1987
Most Grand Slams, Consecutive Games	2, Eric Davis, 5/4-5/5, 1996 at San Francisco
Most Extra-Base Hits.....	92, Frank Robinson, 1962
Most Total Bases.....	388, George Foster, 1977
Most Walks	143, Joey Votto, 2015
Consecutive Games, Walk	13, Adam Dunn, 5/15-5/28, 2002
Most Hit By Pitch.....	26, Shin-Soo Choo, 2013
Most Strikeouts, LH Batter.....	195, Adam Dunn, 2004
Most Strikeouts, RH Batter.....	205, Drew Stubbs, 2011
Fewest Strikeouts.....	13, Frank McCormick, 1941
Most Sacrifices (including Sacrifice Flies).....	39, Jake Daubert, 1919
Most Sacrifice Bunts.....	31, Roy McMillan, 1954
Most Sacrifice Flies	13, Johnny Temple, 1959
Most Stolen Bases.....	81, Bob Bescher, 1911
Most Caught Stealing	28, Pat Duncan, 1922
Most GDP.....	30, Ernie Lombardi, 1938
Fewest GDP (150 or more games).....	1 (2x), Billy Hamilton (2x), 2014 & 2018

Individual Records, Rookies

Most Games	157, Pete Rose, 1963
Most At Bats	643, Frank Baumholz, 1947
Most Plate Appearances, Pinch Hitter	61, Brady Clark, 2001
Most At Bats, Pinch hitter	51, Patrick Kivlehan, 2017
Highest Batting Average350, Walter Christensen, 1926
Highest Slugging Percentage558, Frank Robinson, 1956
Highest Pinch-Hit Batting Average388, Walter Christensen, 1926
Most Hits	209, Frank McCormick, 1938
Most Runs	122, Frank Robinson, 1956
Most RBI	106, Frank McCormick, 1938
Most Stolen Bases	56, Billy Hamilton, 2014
Most Singles	160, Frank McCormick, 1938
Most Doubles	47, Vada Pinson, 1959
Most Triples	18, Ival Goodman, 1935
Most Home Runs	38, Frank Robinson, 1956
Most Home Runs, One Month	12, Adam Dunn, August, 2001
Most Extra-Base Hits	76, Vada Pinson, 1959
Most Total Bases	330, Vada Pinson, 1959
Most Walks	94, Bernie Carbo, 1970
Most Strikeouts	117, Billy Hamilton, 2014
Most Hit By Pitch	20, Frank Robinson, 1956

Home Runs by Reds Trios

119	1970	Bench (45), Perez (40), May (34)
114	1955	Kluszewski (47), Post (40), Bell (27)
109	1956	Robinson (38), Post (36), Kluszewski (35)
105	1977	Foster (52), Bench (31), Morgan (22)
101	1969	May (38), Perez (37), Bench (26)
100	2007	Dunn (40), Griffey Jr. (30), Phillips (30)

Reds with 3 Grand Slams in a Season

Frank Robinson	1962
Lee May	1970
Ray Knight	1980
Eric Davis	1987
Chris Sabo	1993
Devin Mesoraco	2014
Scooter Gennett (4, club record)	2017

Home Runs by Reds Duos

87	1955	Kluszewski (47), Post (40)
85	1970	Bench (45), Perez (40)
83	1977	Foster (52), Bench (31)
76	1954	Kluszewski (49), Greengrass (27)
75	2005	Dunn (40), Griffey Jr. (35)
	1969	May (38), Perez (37)
74	1956	Robinson (38), Post (36)
72	2004	Dunn (46), Pena (26)
70	1953	Kluszewski (40), Post (30)
	1999	Vaughn (45), Casey (25)
	2007	Dunn (40), Griffey Jr. (30)
	2007	Dunn (40), Phillips (30)

Reds with 30 Home Runs & 30 Steals in a Season

1987	Eric Davis, OF	37 HR, 50 SB
1996	Barry Larkin, SS	33 HR, 36 SB
2007	Brandon Phillips, 2B	30 HR, 32 SB

Reds with 30 Home Runs in a Season

#	Player	Year	39	Lee May	1971	34	Jay Bruce	2012	31	Adam Duvall	2017
52	George Foster	1977		Frank Robinson	1962		Eric Davis	1989		Dave Parker	1986
49	Ted Kluszewski	1954	38	Lee May	1969		Dave Parker	1985		Johnny Bench	1977
47	Ted Kluszewski	1955		Frank Robinson	1956		Lee May	1970		Frank Robinson	1960
46	Adam Dunn	2004	37	Eric Davis	1987		Eugenio Suárez	2018		Frank Robinson	1958
45	Greg Vaughn	1999		Tony Perez	1969	33	Adam Duvall	2016		George Crowe	1957
	Johnny Bench	1970		Frank Robinson	1961		Barry Larkin	1996	30	Scott Schebler	2017
40	Adam Dunn	2007		Joey Votto	2010		Johnny Bench	1974		Brandon Phillips	2007
	Adam Dunn	2006	36	Joey Votto	2017		Frank Robinson	1965		Ken Griffey Jr.	2007
	Adam Dunn	2005		Frank Robinson	1959	32	Jay Bruce	2011		Kevin Mitchell	1994
	Ken Griffey Jr.	2000		Wally Post	1956		Adam Dunn	2008		George Foster	1979
	George Foster	1978	35	Todd Frazier	2015		Deron Johnson	1965		Gus Bell	1953
	Johnny Bench	1972		Ken Griffey Jr.	2005					Ival Goodman	1938
	Tony Perez	1970		Ted Kluszewski	1956					Jay Bruce	2013
	Wally Post	1955		Hank Sauer	1948						
	Ted Kluszewski	1953									

Reds with 200 Hits in a Season

230	Pete Rose	1973
219	Cy Seymour	1905
218	Pete Rose	1969
215	Pete Rose	1976
210	Pete Rose	1968, 1975
209	FMcCormick	1938, 1939
	Pete Rose	1965
208	Vada Pinson	1961

	Frank Robinson	1962
205	Pete Rose	1966, 1970
	Vada Pinson	1959
	Jake Daubert	1922
204	Vada Pinson	1963, 1965
	Pete Rose	1977

Reds with 60 Steals in a Season

81	Bob Bescher	1911
80	Eric Davis	1986
79	Dave Collins	1980
70	Bob Bescher	1910
67	Bob Bescher	1912
67	Joe Morgan	1973, 1975
60	Joe Morgan	1976

Reds with 100 RBI in a Season

149	George Foster	1977
148	Johnny Bench	1970
141	Ted Kluszewski	1954
136	Frank Robinson	1962
130	Deron Johnson	1965
129	Tony Perez	1970
	Johnny Bench	1974
128	Frank McCormick	1939
127	Frank McCormick	1940
125	Frank Robinson	1959
	Johnny Bench	1972
	Dave Parker	1985
124	Frank Robinson	1961
122	Tony Perez	1969
121	Cy Seymour	1905
	George Foster	1976
120	George Foster	1978
118	Greg Vaughn	1999
	Ken Griffey Jr.	2000

116	Dave Parker	1986
115	Gus Bell	1959
113	Ted Kluszewski	1955
	Frank Robinson	1965
	Joey Votto	2010
111	Ted Kluszewski	1950
	Joe Morgan	1976
110	Lee May	1969
	Johnny Bench	1975
109	Wally Post	1955
	Tony Perez	1975
	Johnny Bench	1977
	Jay Bruce	2013
108	Ted Kluszewski	1953
106	Frank McCormick	1938
	Vida Pinson	1963
	Adam Dunn	2007
105	Gus Bell	1953

104	Sam Crawford	1901
	Gus Bell	1955
	Johnny Bench	1973
	Eugenio Suárez	2018
103	George Kelly	1929
	Joey Votto	2011
	Brandon Phillips	2013
	Adam Duvall	2016
102	Frank McCormick	1944
	Ted Kluszewski	1956
	Tony Perez	1967
	Adam Dunn	2004
101	Gus Bell	1954
	Tony Perez	1973, 1974
	Eric Davis	1989
	Adam Dunn	2005
100	Jim Greengrass	1953
	Vida Pinson	1962
	Eric Davis	1987
	Joey Votto	2017

Reds with 100 Runs Scored in a Season

134	Frank Robinson	1962
131	Vada Pinson	1959
130	Pete Rose	1976
126	Tommy Harper	1965
124	George Foster	1977
122	Frank Robinson	1956
	Joe Morgan	1972
120	Bob Bescher	1912
	Pete Rose	1969, 1970
	Eric Davis	1987
117	Miller Huggins	1905
	Frank Robinson	1961
	Pete Rose	1965
	Ken Griffey Sr.	1977
	Barry Larkin	1996
116	Wally Post	1955
	Ted Kluszewski	1955
	Joe Morgan	1973
115	Bill Werber	1939
	Pete Rose	1973
114	Jimmy Barrett	1900
	Jack Daubert	1922

113	Joe Morgan	1976, 1977
112	Bob Tolan	1970
	Pete Rose	1975
111	Ken Griffey Sr.	1976
110	Mike Donlin	1903
	Pete Rose	1974
109	Frank Robinson	1965
108	Johnny Bench	1974
	Barry Larkin	1999
107	Vada Pinson	1960, 1962
	Tony Perez	1970
	Pete Rose	1972
	Joe Morgan	1974, 1975
	Adam Dunn	2005
	Brandon Phillips	2007
	Shin-Soo Choo	2013
106	Bob Bescher	1911
	Frank Robinson	1959
	Joey Votto	2010
	Joey Votto	2017
105	Bill Werber	1940
	Adam Dunn	2004

104	George Burns	1922
	Ted Kluszewski	1954
	Gus Bell	1954
	Bobby Tolan	1969
	Greg Vaughn	1999
103	Ival Goodman	1938
	Frank Robinson	1964
	Tony Perez	1969
	Pete Rose	1978
	Sean Casey	1999
102	Lonny Frey	1940
	Gus Bell	1953
	Johnny Temple	1959
101	Vada Pinson	1961
	Pete Rose	1963
	Sean Casey	2004
	Adam Dunn	2007
	Joey Votto	2011
	Joey Votto	2013
	Joey Votto	2016
100	Evar Swanson	1929
	Ken Griffey Jr.	2000
	Brandon Phillips	2010

Reds 20-Game Hitting Streaks

44 Pete Rose.....1978	Johnny Bates.....1911	Brandon Phillips.....2007	20 Al Libke.....*1945
29 Hal Morris.....1966	Hughie Critz.....1928	21 Jimmy Barrett.....1900	Tony Perez.....1968
27 Edd Roush.....1920, '24	Tommy Harper.....1966	Cy Seymour.....1905	Pete Rose.....1977 (2x)
Vada Pinson.....1965	23 Heinie Groh.....1917	Ron Oester.....1984	Kevin Mitchell.....1993
25 Rube Bressler.....1927	Vada Pinson.....1965	Barry Larkin.....1988	(19 players, 26 times)
Pete Rose.....1967	22 Jake Daubert.....1922	Sean Casey.....2000	* Reds Rookie Record
24 Cy Seymour.....1903	Pete Rose.....1968		

Reds to Hit .300 in a Season

Rk	Player	Avg.	Year	Rk	Player	Avg.	Year	Rk	Player	Avg.	Year
1	C. Seymour	.377	1905		J. Morgan	.320	1976		D. Hoblitzel	.308	1909
2	M. Donlin	.351	1903		G. Foster	.320	1977	104	P. Duncan	.308	1921
	E. Roush	.351	1923		B. Boone	.320	1994		G. Bell	.308	1955
4	E. Roush	.348	1924		J. Votto	.320	2017	107	J. Beckley	.307	1901
	P. Rose	.348	1969	56	B. Larkin	.319	1995		T. Griffith	.307	1915
6	V. Pinson	.343	1961	57	C. Walker	.318	1925		C. Walker	.307	1930
7	C. Seymour	.342	1903		K. Griffey Sr.	.318	1977		T. Kluszewski	.307	1950
	E. Lombardi	.342	1938		R. Knight	.318	1979		J. Temple	.307	1954
	F. Robinson	.342	1962		H. Morris	.318	1991		P. Rose	.307	1972
10	J. Beckley	.341	1900	61	T. Perez	.317	1970		C. Geronimo	.307	1976
	E. Roush	.341	1917		P. Rose	.317	1975	114	J. Daubert	.306	1921
12	G. Harper	.340	1922	63	J. Barrett	.316	1900		B. Pinelli	.306	1924
13	H. Chase	.339	1916		J. Kelly	.316	1903		J. Stripp	.306	1930
	E. Roush	.339	1920		T. Kluszewski	.316	1953		J. Temple	.306	1958
	E. Roush	.339	1925		V. Pinson	.316	1959		F. Robinson	.306	1964
16	P. Rose	.338	1973		P. Rose	.316	1970		G. Foster	.306	1976
17	J. Votto	.337	2012		B. Tolan	.316	1970		D. Concepcion	.306	1981
18	J. Daubert	.336	1922	69	H. Hendrick	.315	1931		R. Sanders	.306	1995
	K. Griffey Sr.	.336	1976		T. Cuccinello	.315	1931	122	B. Pinelli	.305	1922
20	P. Rose	.335	1968		A. Johnson	.315	1969		E. Allen	.305	1928
	H. Morris	.335	1994		S. Casey	.315	2000		F. McCormick	.305	1944
22	S. Crawford	.333	1902	73	A. Galan	.314	1947		V. Pinson	.305	1965
	E. Roush	.333	1918		T. Kluszewski	.314	1955		B. Tolan	.305	1969
	H. Heilmann	.333	1930		T. Perez	.314	1973		K. Griffey, Sr.	.305	1975
25	F. McCormick	.332	1939		J. Votto	.314	2015		J. Votto	.305	2013
	S. Casey	.332	1999	77	C. Seymour	.313	1904	129	H. Groh	.304	1917
27	S. Crawford	.330	1901		C. Walker	.313	1929		J. Daubert	.304	1920
	J. Beckley	.330	1902		L. Scarsella	.313	1936		P. Rose	.304	1971
29	P. Duncan	.328	1922		V. Pinson	.313	1963		B. Larkin	.304	1992
30	J. Beckley	.327	1903		P. Rose	.313	1966	133	C. Hafey	.303	1933
	P. Duncan	.327	1923		H. Morris	.313	1996		F. McCormick	.303	1943
	F. McCormick	.327	1938	83	H. Steinfeldt	.312	1903		D. Collins	.303	1980
	J. Morgan	.327	1975		T. Cuccinello	.312	1930		D. Young	.303	2000
34	B. Herman	.326	1932		P. Rose	.312	1965	137	T. Kluszewski	.302	1956
	K. Cuyler	.326	1936		A. Johnson	.312	1968		P. Rose	.302	1978
	T. Kluszewski	.326	1954		D. Parker	.312	1985		G. Foster	.302	1979
	K. Mitchell	.326	1994		S. Casey	.312	2005		B. Larkin	.302	1991
39	J. Votto	.326	2016	89	J. Wyrostek	.311	1951		D. Young	.302	2001
	S. Barry	.324	1905		F. Robinson	.311	1959	142	E. Tipton	.301	1944
	S. Casey	.324	2004		J. Temple	.311	1959		P. Rose	.301	1967
	J. Votto	.324	2010		P. Rose	.311	1977		D. Concepcion	.301	1978
42	E. Roush	.323	1926		K. Griffey Sr.	.311	1981		B. Larkin	.301	1990
	I. Goodman	.323	1939	94	M. Mitchell	.310	1909		C. Sabo	.301	1991
	F. Robinson	.323	1961		H. Groh	.310	1919		K. Griffey Jr.	.301	2005
	P. Rose	.323	1976		D. Young	.310	1998	148	D. Paskert	.300	1910
	B. Roberts	.323	1992		S. Casey	.310	2001		E. Swanson	.300	1929
47	F. Robinson	.322	1957		S. Gennett	.310	2018		G. Bell	.300	1953
	J. Votto	.322	2009	99	F. McCormick	.309	1940		G. Foster	.300	1975
49	E. Roush	.321	1919		T. Kluszewski	.309	1949		D. Driessen	.300	1977
50	H. Groh	.320	1918		W. Post	.309	1955	153	B. Phillips	.300	2011
	T. Kluszewski	.320	1952		B. Larkin	.309	1998				
					J. Votto	.309	2011				

Min. 3.1 plate apps per team game

SINGLE-GAME BATTING RECORDS - SINCE 1900
Club Records

Most Runs.....	26, 6/4/1911 vs Boston
Most Runs in One Inning.....	14, 8/3/1989 vs Houston (1st inning)
Most Hits.....	28 (2x), 5/13/1902 vs Philadelphia; 5/19/1999 at Colorado
Most Hits in One Inning.....	16, 8/3/1989 vs Houston (1st inning)
Most Doubles.....	9 (2x), 5/19/1999 at Col; 4/16/2016 at StL
Most Triples in One Inning.....	4, 7/22/1926 vs Boston (2nd inning)
Most Extra-Base Hits.....	15, 5/19/1999 at Colorado
Most Total Bases.....	55, 5/19/1999 at Colorado
Most Home Runs.....	9, 9/4/1999 at Philadelphia (Taubensee 2, Lewis, Reese, Hammonds, ABoone, Vaughn, Young, Johnson)
Most Home Runs in One Inning.....	4 (3x), Last: 7/4/2010 vs Chicago (7th inning)
Most Home Runs, Inning, Opponent.....	5 (4x), Last: 4/22/2006 at Milwaukee (4th inning), tied Major League record
Most Home Runs, Inning, In Succession.....	3 (many times), Last: 5/21/2012 vs Atlanta (Leake, Cozart, Stubbs, 4th)
Most Home Runs, Inning, In Succession, By Opponent.....	4, 6/8/1961 by Milwaukee (7th inning)
Most Home Runs, Pinch-Hitters, Inning.....	2, 6/22/1995 vs Atlanta (Taubensee, Anthony)
Most Players With At Least 1 Home Run, Game.....	8, 9/4/1999 at Philadelphia (Taubensee 2, Lewis, Reese, Hammonds, ABoone, Vaughn, Young, Johnson)
Most Grand Slams.....	2 (4x), Last: 4/21/2015 at Milwaukee (Bruce, Frazier)
Most Grand Slams, Opponent.....	2, 9/23/1901 vs Brooklyn (Kelly, Sheckard)
Most Strikeouts, Reds Batters (9 innings).....	18 (2x), 7/14/1968 (Game 2) vs Houston; 8/26/1998 vs Chicago
Most Strikeouts, Reds Batters (extra innings).....	22, 8/8/1972 vs Los Angeles (19 innings)
Most Walks by Reds Batters.....	16, 10/1/1978 vs Atlanta (14 innings)
Most Walks in One Inning.....	9, 4/24/1957 vs Chicago (5th inning)
Most Stolen Bases.....	10, 5/29/1913 at St. Louis

The Reds' Biggest Inning Ever

Jim Clancy pitching for the Astros. Mariano Duncan led off with a walk, then stole second with Luis Quinones batting. Quinones singled to the mound, Duncan moved to third base. Eric Davis singled to center scoring Duncan, advancing Quinones to second base (1-0). Ken Griffey hit a 3-run homer to right-center (4-0). Rolando Roomes singled to short. Todd Benzinger singled to right, advancing Roomes to third base. Jeff Reed singled to right, scoring Roomes and advancing Benzinger to second base (5-0).

New Pitcher: Bob Forsch. Ron Oester doubled to right, scoring Benzinger and advancing Reed to third base (6-0). Tom Browning grounded out to first, runners held. With Duncan batting, wild pitch scored Reed, Oester to third base (7-0). Duncan doubled to right, scoring Oester (8-0). Quinones singled to left, advancing Duncan to third base. Davis singled to center, scoring Duncan and advancing Quinones to second base (9-0). Griffey singled to center, scoring Quinones, and advancing Davis to third base (10-0). Roomes singled to third, loading the bases. Benzinger cleared the bases with a double (13-0). Reed singled to center, advancing Benzinger to third base.

Oester singled to right, scoring Benzinger, and advancing Reed to second base (14-0). Browning singled to left, loading the bases. Duncan flied to left. Quinones flied to right. (14 Runs, 16 Hits, 0 Errors, 3 LOB).

MLB Records Set: Most hits in an inning since 1900 (16); most singles in an inning (12) and most players with 2 or more hits in an inning (7).

MLB Records Tied: Most players with 3 or more hits in a game since 1900 (7).

LINE SCORE

Hou	0	1	0	1	0	0	0	0	0	0	-	2
Cin	14	0	0	0	0	0	3	1	x	-	18	

REDS BATTING TOTALS

Batter	AB	R	H	HR	RBI	SB
Duncan, ss	4	2	1	0	1	1
Richardson, ss	1	0	0	0	0	0
Quinones, 3b	6	3	3	0	0	0
Davis, cf	4	2	3	0	2	0
Winningham, cf	2	0	0	0	0	0
Griffey, lf	5	2	3	1	4	0
Collins, lf	1	0	0	0	0	0
Roomes, rf	6	3	4	1	1	0
Benzinger, 1b	6	3	4	0	3	0
Reed, c	5	2	4	1	3	0
Oliver, c	0	0	0	0	0	0
Oester, 2b	5	1	3	0	2	0
Browning, p	5	0	1	0	0	0
Totals	50	18	26	3	16	1

3 Consecutive Reds Home Runs in a Game

Hatton, West, Mueller.....	8/11/46/g1 vs St. Louis	Larkin, Greene, RSanders.....	4/9/97 at Colorado
Bell, Kluszewski, Greengrass.....	8/15/54 vs St. Louis	Tucker, Griffey Jr., Young.....	5/13/00 at Houston
Bell, Kluszewski, Robinson.....	5/31/56 at St. Louis	Lopez, Dunn, Kearns.....	10/2/05 at St. Louis
Griffey, Foster, Driessen.....	5/27/80 vs Los Angeles	Encarnacion, Dunn, Aurilia.....	8/13/06 at Phi
Sabo, Larkin, Davis.....	6/16/90 vs Houston	Heisey, Votto, Bruce.....	9/10/11 at Col
Duncan, Morris, O'Neill.....	9/14/91 vs Houston	Leake, Cozart, Stubbs.....	5/21/12 vs Atlanta (off Mike Minor)

Most Strikeouts by Reds Batters in a Game

22*	8/8/1972 vs Los Angeles, won 2-1 (19 inn.), John (13), Brewer (6), Perranoski (2) & Richert (1)
21*	5/8/2001 at Arizona, lost 4-3 (11 inn.), Johnson (20) & Brohawn (1)
20*	8/30/2009 vs Los Angeles, lost 3-2 (12 inn.), Kershaw (11), Troncoso (2), Kuo (2), McDonald (2), Broxton (3)
19*	9/30/2004 at Chicago, won 2-1 (12 inn.), Prior (16), Dempster (1), Remlinger (1) & Farnsworth (1)
18	7/14/1968 vs Houston (G2), lost 6-1, Wilson (18)
18*	9/21/1979 at Houston, lost 3-2 (13 inn.), Richard (15) & Sambito (3)
18*	7/28/1989 at Atlanta, won 4-2 (17 inn.), PSmith (7), Acker (2), Eichhorn (5), Assenmacher (2) & Valdez (2)
18	8/26/1998 vs Chicago, lost 9-2, Wood (16) & Beck (2)
18*	5/28/2001 vs Chicago, lost 9-6 (13 inn.), Tavarez (4), Farnsworth (4), Gordon (3) & Duncan (7)
18*	7/28/2014 vs Arizona, lost 2-1 (15 inn.), Anderson (8), Ziegler (3), Marshall (3), Delgado (1), Perez (1), Reed (2)

* Extra Innings

MOST HOME RUNS HIT BY REDS IN A GAME

No. Players	Date
*9 A. Boone, Young, Hammonds, Taubensee (2), Vaughn, Reese, Johnson, M. Lewis.....	9/4/99 at Phi
8 Thurman (3), Kluszewski (2), Robinson (2), Post.....	8/18/56 vs Mil
7 Accomplished 8 times, most recently Cairo (2), Hanigan (2), Votto, Frazier, Bruce.....	8/13/11 vs SD

* National League Record

Individual Records

Hits.....	6 (3x), Tony Cuccinello, 8/13/1931 at Boston (G1); Ernie Lombardi, 5/9/1937 at Philadelphia; Walker Cooper, 7/6/1949 vs Chicago
Doubles.....	4 (many times), Last: Billy Hatcher, 8/21/1990 vs Chicago
Triples.....	3 (7x), Last: Herm Winningham, 8/15/1990 at St. Louis
Home Runs.....	4, Scooter Genett, 6/6/2017 vs St. Louis
Hitting For Cycle.....	1 (5x), Last: Eric Davis, 6/2/1989 vs San Diego
Most Grand Slams.....	1 (many times)
Most Total Bases.....	17, Scooter Gennett, 6/6/2017 vs St. Louis
RBI.....	10 (2x), Walker Cooper, 7/6/1949 vs Chicago & Scooter Gennett, 6/6/2017 vs St. Louis
Runs.....	5 (many times), Last: Sean Casey & Jeffrey Hammonds, 5/19/1999 at Colorado
Walks.....	5 (4x), Hughie Critz, 5/28/1926 at StL; Johnny Bench, 7/22/1979 at Chi; Joey Votto (2x), 9/23/2013 vs NYM & 8/27/2017 vs Pit
Strikeouts.....	5 (8x), Last: Eugenio Suárez, 8/15/2018 vs Cle
Stolen Bases.....	5 (2x), Ryan Freel, 7/27/2005 at Los Angeles Dodgers & Billy Hamilton, 6/14/2015 at Chicago Cubs
Hits in One Inning.....	2 (many times), Last: Eugenio Suárez, 9/8/2018 vs San Diego (2nd inning)
Doubles in One Inning.....	2 (many times), Last: Jay Bruce 5/11/2013 vs Milwaukee (3rd inning)
Triples in One Inning.....	2, Curt Walker, 1926 (na)
Home Runs in One Inning.....	2 (2x), Aaron Boone, 8/9/2002 vs San Diego (1st inning); Ray Knight, 5/13/1980 vs New York (5th inning)
Consecutive Innings, RBI.....	7 (2x), Joe Morgan, 8/19/1974 vs Philadelphia (2nd, 3rd innings); Joe Oliver, 8/29/1996 at Colorado (5th, 6th innings)

Reds with 3 Home Runs in a Game

Jake Beckley	at StL	9/26/1897
Alex Kampouris	at Phi	5/9/1937
Walker Cooper	vs StL	7/6/1949
Gus Bell	at Phi	7/21/1955
Smoky Burgess	vs Pit	7/29/1955
Gus Bell	at Chi	5/29/1956
Ed Bailey	at Brkln	6/24/1956
Ted Kluszewski	at StL	7/1/1956
Bob Thurman	vs Mil	8/18/1956
Frank Robinson	vs StL	8/22/1959
Art Shamsky	vs Pit	8/12/1966
Johnny Bench	vs StL	7/26/1970
Johnny Bench	at Phi	5/9/1973
George Foster	vs Atl	7/14/1977
Pete Rose	at NYM	4/29/1978
Johnny Bench	at SD	5/29/1980
Eric Davis	at SF	9/10/1986
Eric Davis	at Phi	5/3/1987

Barry Larkin	vs Hou	6/28/1991
Reggie Sanders	vs Col	8/15/1995
Willie Greene	vs Chi	9/24/1996
Bret Boone	at Chi	9/20/1998
Jeffrey Hammonds	at Col	5/19/1999
Greg Vaughn	at Chi	9/7/1999
Russell Bryanan	at SD	8/4/2002
Aaron Boone	vs SD	8/9/2002
Aaron Boone	vs StL	5/8/2003
Joey Votto	vs Chi	5/7/2008
Jonny Gomes	vs Wsh	8/13/2009
Drew Stubbs	at Chi	7/4/2010
Jay Bruce	vs Chi	8/27/2010
Chris Heisey	vs NYY	6/22/2011/g2
Joey Votto	vs Wsh	5/13/2012
Joey Votto	vs Phi	6/9/2015
Scooter Gennett (4*)	vs StL	6/6/2017

* Club record (18 Major League players have hit 4 HR in a game)
27 Reds players hit 3 homers in a game, accomplished 34 times

Reds with 3 Triples in a Game

Long John Reilly	6/14, 1890
Bid McPhee	6/28, 1890
Long John Reilly	10/3, 1891
Jake Beckley	5/19, 1898
Mike Donlin	9/22, 1903
Miller Huggins	10/8, 1904
Herm Winningham	8/15, 1990

Reds with 4 Stolen Bases in a Game

Dick Hoblitzell	1911	9/27 (Boston)
Joe Morgan	1975	9/14 (at San Francisco)
Ken Griffey Sr.	1976	5/30 (Los Angeles)
Gary Redus	1984	4/28 (San Francisco)
Gary Redus	1984	6/3 (Atlanta)
Eddie Milner	1985	9/26 (Atlanta)
Eric Davis	1986	7/24 (Montreal)
Deion Sanders	1997	4/14 (Atlanta)
Felipe Lopez	2006	5/10 (Washington)
Ryan Freel (5sb)	2005	7/27 (at Los Angeles)
Billy Hamilton	2013	9/18 (at Houston)
Billy Hamilton (5sb)	2015	6/14 (at Chicago)
Billy Hamilton	2015	6/29 (Minnesota)
Billy Hamilton	2016	8/7 (at Pittsburgh)

Reds Stealing 2nd, 3rd and Home in One Inning

Hans Lobert	9/27/08
Dode Parkert	5/23/10
Greasy Neale	8/15/19

Reds Hitting HR in 1st Career Plate Appearance

Clyde Volmer	5/31/42/g2 vs Pittsburgh (first pitch)
Ted Tappe	9/14/50/g1 at Brooklyn (pinch-hit)

Reds Switch-Hit HR in a Game, Both Sides of the Plate

Javier Valentin	7/17/05 vs Colorado (off Wright, Fuentes)
Pete Rose	8/2/67 vs Atlanta (off Lemaster, Upshaw)
Pete Rose	8/30/66 vs St. Louis (off Jackson, Dennis)

Reds Pitchers with Grand Slams

Ice Box Chamberlain	4/30/1892 vs Wsh (ISP)
Al Hollingsworth	5/28/36 at Chicago
Bob Purkey	8/1/59 vs Chicago
Anthony DeSclafani	6/23/18 vs Chicago
Michael Lorenzen	6/30/18 vs Mil (as a pinch-hitter)

Reds Pitchers with 2 Home Runs in a Game

Frank Foreman	7/4/1895 at Chicago
Bucky Walters	5/20/45 at Boston

Reds Batters With 5 Strikeouts In A Game

Deron Johnson	8/29/1964 vs Hou (11 inn.)
Deron Johnson	9/30/1964 vs Pit (16 inn.)
Pete Rose	8/15/1970 vs Phi (14 inn.)
George Foster	8/8/1972 vs LAD (19 inn.)
Eric Davis	4/25/1987 at Hou (10 Inn.)
Adam Dunn	8/20/2002 at Ari (9 inn.)
Jay Bruce	8/28/2014 vs Cubs (9 inn.)
Eugenio Suárez	8/15/2018 vs Cle (9 inn.)

Reds Hitting for the Cycle

Player	Date	Opponent
Mike Mitchell8/19/11 (G2)New York
Heinie Groh7/5/15 (G2)Chicago
Harry Craft6/8/40Brooklyn
Frank Robinson5/2/59Los Angeles
Eric Davis6/2/89San Diego

Mill's **Christian Yelich** hit the last 2 cycles vs the Reds, both in 2018, on 8/29/18 at Great American Ball Park & 9/17/18 at Miller Park

On June 2, 1989 vs the Padres at Riverfront Stadium, **Eric Davis** became the fifth and last player in Reds history to hit for the cycle. The center fielder doubled in the first inning, singled in the third, homered in the fourth and completed the feat with a run-scoring triple to right-center field in the seventh.



HOME RUNS AT GREAT AMERICAN BALL PARK (2003 - 2018)

In the 16 seasons since it opened in 2003, **719 players** hit at least 1 home run at **GABP**, including **1,613 HR** by **120 Reds batters** and **1,770 HR** by **634 opponents**.

Lists Courtesy Elias Sports Bureau

All-Time	Home Runs (3,383)
148.....	Votto, Joey
136.....	Bruce, Jay
126.....	Dunn, Adam
113.....	Phillips, Brandon
68.....	Griffey, Ken Jr.
63.....	Frazier, Todd
54.....	Suárez, Eugenio
43.....	Encarnacion, Edwin
39.....	Cozart, Zack
39.....	Duvall, Adam
35.....	Stubbs, Drew
31.....	Gennett, Scooter
31.....	Ludwick, Ryan
30.....	Mesoraco, Devin
29.....	Gomes, Jonny
29.....	Kearns, Austin
29.....	Rolen, Scott
29.....	Ross, David
28.....	LaRue, Jason
27.....	Aurilia, Rich
27.....	Heisey, Chris
26.....	Braun, Ryan
25.....	Lopez, Felipe
25.....	Pena, Wily Mo
25.....	Schebler, Scott

By 120 Reds	Home Runs (1,613)
148.....	Votto, Joey
135.....	Bruce, Jay
124.....	Dunn, Adam
113.....	Phillips, Brandon
68.....	Griffey, Ken Jr.
63.....	Frazier, Todd
54.....	Suárez, Eugenio
39.....	Cozart, Zack
39.....	Duvall, Adam
38.....	Encarnacion, Edwin
35.....	Stubbs, Drew
30.....	Mesoraco, Devin
29.....	Gomes, Jonny
28.....	Kearns, Austin
27.....	Heisey, Chris
26.....	Gennett, Scooter
26.....	LaRue, Jason
25.....	Ross, David
25.....	Pena, Wily Mo
25.....	Schebler, Scott

By 634 Opponents	Home Runs (1,770)
26.....	Braun, Ryan
23.....	Berkman, Lance
20.....	Pujols, Albert
19.....	McCutchen, Andrew
18.....	Ramirez, Aramis
17.....	Rizzo, Anthony

HOME RUNS BY PARK, 2018

Yankee Stadium.....	239
Globe Life Park in Arlington.....	233
Great American Ball Park.....	233
Rogers Centre.....	225
Angel Stadium of Anaheim.....	223
Oriole Park at Camden Yards.....	223
Coors Field.....	220
Dodger Stadium.....	214
Progressive Field.....	210
Nationals Park.....	210
Miller Park.....	205
Citizens Bank Park.....	193
Fenway Park.....	189
Guaranteed Rate Field.....	186
T-Mobile Park.....	184
Minute Maid Park.....	182
Oakland Coliseum.....	177
Chase Field.....	171
Kauffman Stadium.....	170
Target Field.....	168
Citi Field.....	167
PETCO Park.....	166
Wrigley Field.....	165
Comerica Park.....	163
Busch Stadium.....	161
PNC Park.....	151
Tropicana Field.....	147
SunTrust Park.....	146
Marlins Park.....	127
AT&T Park.....	124
Estadio de Beisbol Monterrey.....	6
Hiram Bithorn Stadium.....	6
BB&T Ballpark.....	1

Lists courtesy Elias Sports Bureau

HOME RUNS BY PARK, 2003-2018

Great American Ball Park.....	3,383
Oriole Park, Camden Yards.....	3,258
Guaranteed Rate Field.....	3,245
Globe Life Park in Arlington.....	3,213
Coors Field.....	3,133
Rogers Centre.....	3,124
Miller Park.....	3,091
Citizens Bank Park.....	2,903
Chase Field.....	2,850
Minute Maid Park.....	2,833
Wrigley Field.....	2,785

HOMERLESS GAMES

There have been only **108 homerless games** in the 16-year, 1,296-game history of **Great American Ball Park**, including a single-season record **14** in **2014**...only 4 times were there streaks of at least 2 straight games without a home run by either team: **8/6-8/7, 2005 vs Fla (2g); 4/5-4/6, 2011 vs Hou (2g); 9/12/12 vs Pit & 9/21/12 vs LAD (2g); 7/25-7/27, 2014 vs Wsh (3g)**.

Home Runs by Year

Year	By Reds	By Opp	Total
2003.....	97	118	215
2004.....	92	128	220
2005.....	126	120	246
2006.....	124	117	241
2007.....	117	114	231
2008.....	103	111	214
2009.....	94	93	187
2010.....	102	82	184
2011.....	105	104	209
2012.....	103	96	199
2013.....	82	102	184
2014.....	77	88	165
2015.....	88	95	183
2016.....	88	140	228
2017.....	117	127	244
2018.....	98	135	233
Totals	1,613	1,770	3,383

Longest Home Runs At GABP

ADunn.....	535.....	8/10/04 (Lima)
JFrancisco.....	502.....	9/12/11 (RLopez)
WMPena.....	498....	4/17/05 (Duckworth)

Home Run Distances At GABP

Top left power stack.....	423 feet
Top right power stack.....	416 feet
Middle of words Pilot House.....	427 feet
Middle of words Cincinnati Bell....	435 feet
Bottom of LF main scoreboard.....	435 feet
Center of RF scoreboard.....	434 feet
Front tire of Toyota truck.....	500 feet

GABP Single-Game Homer Highs

10, 4/14/14 vs Pit.....	Pit 6, Cin 4
9, 8/29/18 vs Mil.....	Mil 5, Cin 4
9, 7/26/18 vs Phi.....	Phi 7, Cin 2
9, 5/27/12 vs Col.....	Col 5, Cin 4

GABP Single-Game Team HR Records

Reds.....	7 (3x)
	8/13/11 vs SD
	(Cairo 2, Hanigan 2, Votto, Frazier, Bruce)
	5/7/08 vs ChiN, 9/19/08 vs Mil
Opponent.....	7 (2x)
	7/26/2018 vs Phi
	(Hoskins 2, Santana, Williams 2, Franco 2)
	8/22/16 vs LAD

Homers At GABP By AL Pitchers (3)

Chi's Jon Garland.....	6/18/06 (Yan)
Cle's CC Sabathia.....	5/21/05 (Ramirez)
Tex' Yu Darvish.....	8/24/16 (Adleman)

Grand Slams At GABP By Pitchers (3)

M. Lorenzen (PH).....	6/30/18 (Barnes, Mil)
A. DeSclafani.....	6/23/18 (Duensing, Chc)
Chris Carpenter.....	10/1/09 (Kip Wells)

Inside-The-Park HR At GABP (4)

Eric Young, Mil.....	5/1/03 (JAustin)
Chase Utley, Phi.....	9/25/05 (Keisler)
Drew Stubbs.....	6/17/11 vs Tor (Reyes)
Chris Heisey.....	8/3/12 vs Pit (Rodriguez)

YEAR-BY-YEAR TEAM PITCHING STATISTICS - SINCE 1900

Year	ERA	R	ER	CG	SHO	SV	BB	SO	Year	ERA	R	ER	CG	SHO	SV	BB	SO
1900	3.83	745	542	118	9	1	404	399	1964	3.07	#566	500	54	14	35	436	#1122
1901	4.17	818	586	126	4	0	365	542	1965	3.88	704	628	43	9	34	587	#1113
1902	2.67	566	368	130	9	1	352	430	1966	4.08	702	651	28	10	35	490	1043
1903	3.07	656	420	#126	11	1	378	480	1967	3.05	563	497	34	#18	39	498	#1065
1904	2.34	547	362	142	12	2	343	502	1968	^3.56	673	590	24	16	#38	573	963
1905	3.01	698	457	119	10	2	439	547	1969	4.11	768	669	23	11	#44	611	818
1906	2.69	582	409	126	12	5	470	567	1970	3.69	681	592	32	15	#60	592	843
1907	2.41	519	362	118	10	2	444	481	1971	3.35	581	537	27	11	38	501	750
1908	2.37	544	365	110	17	8	415	433	1972	3.21	557	504	25	15	#60	435	806
1909	2.52	599	345	91	10	8	510	477	1973	3.40	621	556	39	#17	43	518	801
1910	3.08	684	475	86	16	11	528	497	1974	3.41	631	556	34	11	#27	536	875
1911	3.26	706	516	77	4	12	476	557	1975	3.37	586	546	22	8	#50	487	663
1912	3.42	722	524	86	13	10	452	561	1976	3.51	633	574	33	12	#45	491	790
1913	3.46	717	531	71	10	10	456	522	1977	4.21	725	672	33	12	32	544	868
1914	2.94	651	453	74	15	#15	489	607	1978	3.81	688	613	16	10	46	567	908
1915	2.84	585	452	80	19	12	497	572	1979	3.58	644	573	27	10	40	485	773
1916	3.10	617	485	86	7	6	461	569	1980	3.85	670	624	30	12	37	506	833
1917	2.70	611	419	94	12	6	402	488	1981	3.73	440	400	25	14	20	393	593
1918	3.00	496	381	84	14	6	381	321	1982	3.66	661	594	22	7	31	570	998
1919	2.23	#401	316	89	#23	9	298	407	1983	3.98	710	637	34	5	29	627	934
1920	2.90	569	448	90	12	9	393	435	1984	4.16	747	675	25	6	25	578	946
1921	3.46	649	524	83	7	9	305	408	1985	3.71	666	598	24	11	45	535	910
1922	3.53	677	543	#88	8	3	#326	357	1986	3.91	732	638	14	8	45	524	924
1923	#3.21	#629	496	88	11	9	#359	450	1987	4.24	752	684	7	6	44	485	919
1924	#3.12	#579	478	77	14	9	#293	451	1988	3.35	596	542	24	13	43	504	934
1925	#3.38	#643	517	#92	#11	12	#324	437	1989	3.73	691	607	16	9	37	559	981
1926	3.42	651	535	88	#14	8	#324	424	1990	3.39	#597	548	14	12	#50	543	1029
1927	3.54	653	538	87	12	12	#316	407	1991	3.83	691	613	7	11	43	560	997
1928	3.94	686	600	68	11	11	410	355	1992	3.46	609	557	9	11	#55	470	#1060
1929	4.41	760	671	75	5	8	413	347	1993	4.51	785	719	11	8	37	508	996
1930	5.08	857	754	61	6	11	#394	361	1994	3.78	#609	436	6	6	27	339	799
1931	4.22	742	631	70	7	6	399	317	1995	4.03	623	578	8	10	38	424	903
1932	3.79	715	587	#83	6	6	#276	359	1996	4.32	773	692	6	8	#52	591	1089
1933	3.42	643	514	74	13	8	#257	310	1997	4.41	764	710	5	8	#49	558	1159
1934	4.37	801	654	51	3	19	389	438	1998	4.44	760	711	6	8	42	573	1098
1935	4.30	772	648	59	9	13	438	500	1999	3.98	711	647	6	#11	#55	636	1081
1936	4.22	760	641	50	6	23	418	459	2000	4.33	765	700	8	7	42	659	1015
1937	3.94	707	595	64	10	#18	533	581	2001	4.77	850	765	2	2	35	515	943
1938	3.62	634	548	72	11	16	463	542	2002	4.27	774	690	2	8	42	550	980
1939	#3.27	#595	510	#86	13	9	499	#637	2003	5.09	886	818	4	5	38	590	932
1940	#3.05	#528	477	#91	10	11	445	557	2004	5.21	907	836	5	2	47	572	992
1941	3.17	#564	488	#89	#19	10	510	627	2005	^5.15	#889	#820	^2	^1	^31	492	955
1942	2.82	545	442	#80	12	8	526	616	2006	4.51	801	725	#9	10	36	^464	1053
1943	3.13	543	488	78	18	17	579	498	2007	4.94	853	#796	6	7	34	482	1068
1944	2.97	537	461	#93	17	12	#390	369	2008	4.55	800	729	2	6	34	557	1227
1945	4.00	694	607	77	11	6	534	372	2009	4.18	723	677	6	12	41	577	1069
1946	3.08	570	484	69	17	11	#467	506	2010	4.01	685	648	4	9	43	524	1130
1947	4.41	755	669	54	13	13	589	633	2011	4.16	720	678	4	5	39	539	1112
1948	4.47	752	667	40	8	20	572	599	2012	3.34	^588	540	#9	12	#56	427	1248
1949	4.34	770	676	55	10	6	640	538	2013	3.38	589	554	5	2	43	435	#1296
1950	4.32	734	652	67	7	13	582	686	2014	3.59	612	576	5	3	44	507	1290
1951	3.70	667	572	55	14	#23	490	584	2015	4.33	754	700	2	8	35	544	1252
1952	4.01	659	607	56	11	12	517	579	2016	4.91	854	786	2	8	28	#636	1241
1953	4.64	788	704	47	7	15	488	506	2017	^5.17	#869	#821	2	8	33	#631	1300
1954	4.50	763	684	34	8	27	547	537	2018	4.63	#819	741	1	6	38	532	1258
1955	3.95	684	598	38	#12	22	#443	576	# Led National League, ^ Last in NL, ^^ Fewest in NL								
1956	3.85	658	594	47	4	29	458	653									
1957	4.62	781	716	40	5	#29	429	707									
1958	3.73	621	574	50	7	20	#419	705									
1959	4.31	738	650	44	7	#26	456	690									
1960	4.00	692	618	33	8	#35	442	740									
1961	3.78	#653	575	46	#12	#40	500	829									
1962	3.75	685	609	51	13	35	567	964									
1963	3.29	594	526	55	22	#36	425	1048									

REDS' YEARLY INDIVIDUAL PITCHING LEADERS

* Red indicates led league

Games

1900	Scott.....	42	1930	Frey.....	44	1960	Brosnan.....	57	1990	Dibble.....	68
1901	Hahn.....	42	1931	Johnson.....	42	1961	Brosnan.....	53	1991	Power.....	68
1902	Hahn.....	36	1932	Johnson.....	42	1962	Brosnan.....	48	1992	Charlton.....	64
1903	Hahn.....	34	1933	Frey.....	37	1963	Worthington.....	50	1993	Reardon.....	58
1904	Hahn,Harper.....	35	1934	Derringer.....	47	1964	Ellis.....	52	1994	McElroy.....	52
1905	Overall.....	42	1935	Derringer.....	45	1965	McCool.....	62	1995	Carrasco.....	64
1906	Weimer.....	41	1936	Derringer.....	*51	1966	Nottebart.....	59	1996	Shaw.....	78
1907	Ewing.....	41	1937	Grissom.....	50	1967	Abernathy.....	*70	1997	Belinda.....	84
1908	Ewing.....	37	1938	Derringer.....	41	1968	Abernathy.....	*78	1998	White.....	69
1909	Gaspar.....	44	1939	Moore,Thompson.....	42	1969	Granger.....	*90	1999	Sullivan.....	79
1910	Gaspar.....	48	1940	Derringer,Beggs.....	37	1970	Granger.....	67	2000	Sullivan.....	79
1911	Gaspar.....	44	1941	Walters,Beggs.....	37	1971	Granger.....	*70	2001	Sullivan.....	79
1912	Benton.....	*50	1942	Beggs.....	38	1972	Carroll.....	*65	2002	Sullivan.....	71
1913	Johnson.....	44	1943	Shoun.....	45	1973	Borbon.....	80	2003	Reitsma, Heredia.....	57
1914	Ames.....	47	1944	Shoun.....	38	1974	Borbon.....	73	2004	Riedling.....	70
1915	Dale.....	49	1945	Fox.....	45	1975	McEnaney.....	70	2005	Mercker.....	78
1916	Schneider,Schulz.....	44	1946	Gumbert.....	36	1976	Eastwick.....	71	2006	Coffey.....	81
1917	Schneider.....	46	1947	Gumbert.....	46	1977	Borbon.....	73	2007	Weathers.....	70
1918	Eller.....	37	1948	Gumbert.....	*61	1978	Bair.....	70	2008	Afeldt.....	74
1919	Eller.....	38	1949	Raffensberger.....	41	1979	Bair.....	65	2009	Masset.....	74
1920	Ring.....	42	1950	Wehmeier.....	41	1980	Hume.....	78	2010	Masset.....	82
1921	Luque.....	41	1951	FSmith.....	50	1981	Hume.....	51	2011	Bray.....	79
1922	Couch.....	43	1952	FSmith.....	53	1982	Price.....	59	2012	Marshall.....	73
1923	Rixey,Donohue.....	42	1953	FSmith.....	50	1983	Scherer.....	73	2013	Hoover.....	69
1924	Sheehan.....	39	1954	FSmith.....	50	1984	Power.....	*78	2014	LeCure.....	62
1925	Donohue.....	*42	1955	Freeman.....	52	1985	Franco.....	67	2015	Badenhop.....	68
1926	Donohue.....	47	1956	Freeman.....	64	1986	Franco.....	74	2016	Wood.....	70
1927	May.....	44	1957	Freeman.....	52	1987	Murphy.....	87	2017	Lorenzen.....	70
1928	Kolp.....	44	1958	Jeffcoat.....	49	1988	Murphy.....	*76	2018	Hughes.....	72
1929	May.....	41	1959	Pena.....	46	1989	Dibble.....	74			

Games Started

1900	Hahn.....	37	1930	Lucas,Frey.....	28	1960	Purkey,Hook.....	33	1990	Browning.....	*35
1901	Hahn.....	42	1931	Johnson.....	31	1961	O'Toole.....	35	1991	Browning.....	36
1902	Hahn.....	36	1932	Lucas.....	31	1962	Purkey,Jay.....	37	1992	Belcher.....	34
1903	Hahn.....	34	1933	Derringer.....	31	1963	Maloney.....	33	1993	Rijo.....	*36
1904	Harper.....	35	1934	Derringer,Johnson.....	31	1964	Maloney.....	31	1994	Rijo.....	*26
1905	Overall.....	39	1935	Derringer.....	33	1965	Ellis.....	39	1995	Schourek.....	29
1906	Weimer.....	39	1936	Derringer.....	*37	1966	Ellis.....	36	1996	Smiley.....	34
1907	Ewing.....	37	1937	Grissom.....	30	1967	Pappas,Nolan.....	32	1997	Morgan.....	30
1908	Ewing.....	32	1938	Derringer.....	37	1968	Culver.....	35	1998	Tomko.....	34
1909	Fromme.....	34	1939	Walters.....	*36	1969	Merritt.....	35	1999	Harnisch.....	33
1910	Gaspar.....	31	1940	Derringer.....	*37	1970	Nolan.....	37	2000	Parris.....	33
1911	Gaspar.....	32	1941	Walters.....	35	1971	Nolan.....	35	2001	Dessens.....	34
1912	Benton.....	*39	1942	Vander Meer,Starr.....	33	1972	Billingham.....	31	2002	Haynes.....	34
1913	Johnson.....	31	1943	Vander Meer.....	*36	1973	Billingham.....	*40	2003	Wilson.....	28
1914	Ames.....	36	1944	Walters.....	32	1974	3 pitchers tied.....	35	2004	Wilson.....	29
1915	Dale,Schneider.....	35	1945	Heusser.....	30	1975	Nolan,Billingham.....	32	2005	Milton.....	34
1916	Toney.....	38	1946	VndrMeer,Blickwell.....	25	1976	Nolan.....	34	2006	Arroyo,Harang.....	*35
1917	Toney,Schneider.....	42	1947	Blackwell.....	33	1977	Nolan.....	34	2007	Arroyo,Harang.....	34
1918	Schneider.....	30	1948	Vander Meer.....	33	1978	Seaver.....	36	2008	Arroyo.....	*34
1919	Eller.....	30	1949	Raffensberger.....	*38	1979	Seaver,LaCoss.....	32	2009	Arroyo.....	*33
1920	Ring,Ruether.....	33	1950	Raffensberger.....	35	1980	LaCoss.....	29	2010	Arroyo.....	33
1921	Rixey,Luque.....	36	1951	Raffensberger.....	33	1981	Soto.....	*25	2011	Arroyo.....	32
1922	Rixey.....	*38	1952	Raffensberger.....	33	1982	Soto,Berenyi.....	34	2012	Bailey,Cueto,Latos.....	*33
1923	Luque,Rixey.....	37	1953	Raffensberger.....	26	1983	Soto.....	34	2013	Arroyo,Bailey,Latos.....	32
1924	Donohue.....	32	1954	Fowler.....	29	1984	Soto.....	33	2014	Cueto.....	*34
1925	Donohue.....	*38	1955	Nuxhall.....	33	1985	Browning.....	38	2015	DeSclafani.....	31
1926	Donohue.....	*38	1956	Nuxhall.....	32	1986	Browning.....	*39	2016	Straily,Finnegan.....	31
1927	Rixey.....	29	1957	Lawrence.....	32	1987	Power.....	34	2017	Feldman.....	21
1928	Rixey.....	*37	1958	Purkey.....	34	1988	Browning.....	*36	2018	Castillo.....	31
1929	Lucas.....	32	1959	Purkey.....	33	1989	Browning.....	*37			

Complete Games

1900 Scott.....	31	1930 Lucas.....	18	1960 Purkey.....	11	1990 Rijo.....	7
1901 Hahn.....	*41	1931 Lucas.....	*24	1961 Jay.....	14	1991 Rijo.....	3
1902 Hahn.....	35	1932 Lucas.....	*28	1962 Purkey.....	18	1992 Swindell.....	5
1903 Hahn.....	34	1933 Lucas.....	21	1963 Nuxhall.....	14	1993 Belcher.....	4
1904 Hahn.....	33	1934 Derringer.....	18	1964 Maloney.....	11	1994 Browning,Rijo.....	2
1905 Overall.....	32	1935 Derringer.....	20	1965 Ellis.....	15	1995 Wells.....	3
1906 Weimer.....	31	1936 Derringer.....	13	1966 Maloney.....	10	1996 Smiley,Jarvis.....	2
1907 Ewing.....	32	1937 Grissom.....	14	1967 Nolan,Ellis.....	8	1997 Remlinger,Burba.....	2
1908 Ewing.....	23	1938 Derringer.....	*26	1968 Maloney.....	8	1998 Harnisch.....	2
1909 Fromme.....	22	1939 Walters.....	*31	1969 Merritt.....	8	1999 Harnisch,Parris.....	2
1910 Suggs.....	23	1940 Walters.....	*29	1970 Merritt.....	12	2000 Harnisch.....	3
1911 Suggs.....	17	1941 Walters.....	*27	1971 Nolan.....	9	2001 Davis,Dessens.....	1
1912 Suggs.....	25	1942 VndrMeer,Walters.....	21	1972 Billingham.....	8	2002 Reitsma,Dempster.....	1
1913 Johnson.....	13	1943 VndrMeer,Walters.....	21	1973 Billingham.....	16	2003 Graves.....	2
1914 Ames.....	18	1944 Walters.....	27	1974 Gullett.....	10	2004 Lidle.....	3
1915 Dale.....	20	1945 Heusser.....	18	1975 Gullett.....	8	2005 Harang, Ortiz.....	1
1916 Toney.....	21	1946 Beggs.....	14	1976 Norman.....	8	2006 Harang.....	*6
1917 Toney.....	31	1947 Blackwell.....	*23	1977 Seaver.....	14	2007 Harang, Lohse.....	2
1918 Schneider.....	17	1948 Vander Meer.....	14	1978 Seaver.....	8	2008 Arroyo, Harang.....	1
1919 Sallee.....	22	1949 Raffensberger.....	20	1979 Seaver.....	9	2009 Arroyo.....	3
1920 Ruether.....	23	1950 Bickwil,Raffnsbrgr.....	18	1980 Pastore.....	9	2010 Arroyo.....	2
1921 Luque.....	25	1951 Raffensberger.....	14	1981 Soto.....	10	2011 Cueto.....	3
1922 Rixey.....	26	1952 Raffensberger.....	18	1982 Soto.....	13	2012 4 pitchers.....	2
1923 Luque.....	28	1953 Baczewski.....	10	1983 Soto.....	*18	2013 Bailey, Arroyo.....	2
1924 Donohue.....	16	1954 Fowler.....	8	1984 Soto.....	*13	2014 Cueto.....	4
1925 Donohue.....	*27	1955 Nuxhall.....	14	1985 Soto.....	9	2015 Cueto, Leake.....	1
1926 Mays.....	*24	1956 Klippstn,Lawrnce.....	11	1986 Gullickson.....	6	2016 DeSclafani, Finnegan..	1
1927 Lucas.....	19	1957 Lawrence.....	12	1987 Gullickson.....	3	2017 Bonilla, Feldman.....	1
1928 Rixey.....	17	1958 Purkey.....	17	1988 Jackson.....	*15	2018 Bailey.....	1
1929 Lucas.....	*28	1959 Newcombe.....	17	1989 Browning.....	9		

Earned Run Average

1900 Hahn.....	3.27	1930 Kolp.....	4.22	1960 Purkey.....	3.60	1990 Rijo.....	2.70
1901 Hahn.....	2.71	1931 Benton.....	3.35	1961 O'Toole.....	3.10	1991 Rijo.....	2.51
1902 Hahn.....	1.77	1932 Lucas.....	2.94	1962 Purkey.....	2.81	1992 Rijo.....	2.56
1903 Hahn.....	2.52	1933 Derringer.....	3.23	1963 Nuxhall.....	2.61	1993 Rijo.....	2.48
1904 Hahn.....	2.05	1934 Frey.....	3.52	1964 O'Toole.....	2.66	1994 Rijo.....	3.08
1905 Ewing.....	2.51	1935 Derringer.....	3.51	1965 Maloney.....	2.54	1995 Schourek.....	3.22
1906 Weimer.....	2.22	1936 Schott.....	3.80	1966 Maloney.....	2.80	1996 Smiley.....	3.64
1907 Ewing.....	1.73	1937 Schott.....	2.98	1967 Nolan.....	2.58	1997 Morgan.....	4.78
1908 Coakley.....	1.86	1938 Derringer.....	2.93	1968 Culver.....	3.22	1998 Harnisch.....	3.14
1909 Fromme.....	1.90	1939 Walters.....	*2.29	1969 Maloney.....	2.77	1999 Harnisch.....	3.68
1910 Suggs.....	2.40	1940 Walters.....	*2.48	1970 Simpson.....	3.02	2000 Parris.....	4.81
1911 Keefe.....	2.69	1941 Riddle.....	*2.24	1971 Gullett.....	2.65	2001 Brower.....	4.48
1912 Fromme.....	2.74	1942 Vander Meer.....	2.43	1972 Nolan.....	1.99	2002 Dessens.....	3.03
1913 Ames.....	2.88	1943 Riddle.....	2.63	1973 Billingham.....	3.04	2003 Wilson.....	4.64
1914 Douglas.....	2.56	1944 Heusser.....	*2.38	1974 Gullett.....	3.04	2004 Wilson.....	4.36
1915 Toney.....	1.58	1945 Walters.....	2.68	1975 Nolan.....	3.16	2005 Harang.....	3.83
1916 Toney.....	2.28	1946 Beggs.....	2.32	1976 Zachry.....	2.74	2006 Arroyo.....	3.29
1917 Schneider.....	2.10	1947 Blackwell.....	2.47	1977 Seaver.....	2.34	2007 Harang.....	3.73
1918 Eller.....	2.36	1948 Vander Meer.....	3.41	1978 Seaver.....	2.88	2008 Volquez.....	3.21
1919 Ruether.....	1.81	1949 Rafensberger.....	3.39	1979 Hume.....	2.76	2009 Arroyo.....	3.84
1920 Ruether.....	2.47	1950 Blackwell.....	2.97	1980 Soto.....	3.07	2010 Cueto.....	3.64
1921 Rixey.....	2.78	1951 Bickwl,Rfnsbrgr.....	3.44	1981 Seaver.....	2.54	2011 Leake.....	3.86
1922 Donohue.....	3.12	1952 Rafensberger.....	2.81	1982 Soto.....	2.79	2012 Cueto.....	2.78
1923 Luque.....	*1.93	1953 Baczewski.....	3.45	1983 Soto.....	2.70	2013 Latos.....	3.16
1924 Rixey.....	2.76	1954 Fowler.....	3.83	1984 Soto.....	3.53	2014 Cueto.....	2.25
1925 Luque.....	*2.63	1955 Nuxhall.....	3.47	1985 Browning.....	3.55	2015 DeSclafani.....	4.05
1926 Mays.....	3.14	1956 Nuxhall.....	3.72	1986 Gullickson.....	3.38	2016 DeSclafani.....	3.28
1927 Luque.....	3.19	1957 Lawrence.....	3.52	1987 Power.....	4.50	2017 Castillo.....	3.12
1928 Kolp.....	3.19	1958 Haddix.....	3.52	1988 Rijo.....	2.39	2018 Castillo.....	4.30
1929 Lucas.....	3.60	1959 Newcombe.....	3.16	1989 Browning.....	3.39		

Wins

1900 Scott.....	17	1930 Lucas.....	14	1960 Purkey.....	17	1990 Browning.....	15
1901 Hahn.....	22	1931 Lucas.....	14	1961 Jay.....	*21	1991 Rijo.....	15
1902 Hahn.....	23	1932 Johnson, Lucas.....	13	1962 Purkey.....	23	1992 Belcher, Rijo.....	15
1903 Hahn.....	22	1933 Lucas, Benton.....	10	1963 Maloney.....	23	1993 Rijo.....	14
1904 Harper.....	23	1934 Derringer.....	15	1964 O'Toole.....	27	1994 Smiley.....	11
1905 Ewing.....	20	1935 Derringer.....	22	1965 Ellis.....	22	1995 Schourek.....	18
1906 Weimer.....	20	1936 Derringer.....	19	1966 Maloney.....	16	1996 Smiley.....	13
1907 Ewing, Coakley.....	17	1937 Grissom.....	12	1967 Pappas.....	16	1997 Burba, Tomko.....	11
1908 Ewing, Spade.....	17	1938 Derringer.....	21	1968 Maloney.....	16	1998 Harnisch.....	14
1909 Fromme, Gaspar.....	19	1939 Walters.....	*27	1969 Merritt.....	17	1999 Harnisch.....	16
1910 Suggs.....	20	1940 Walters.....	*22	1970 Merritt.....	20	2000 Parris.....	12
1911 Suggs.....	15	1941 Riddle, Walters.....	19	1971 Gullett.....	16	2001 Dessens.....	10
1912 Suggs.....	19	1942 Vander Meer.....	18	1972 Nolan.....	15	2002 Haynes.....	15
1913 Johnson.....	14	1943 Riddle.....	*21	1973 Billingham.....	19	2003 Reitsma.....	9
1914 Benton.....	16	1944 Walters.....	*23	1974 Billingham.....	19	2004 Wilson.....	11
1915 Dale.....	18	1945 Bowman, Heusser.....	11	1975 3 pitchers tied.....	15	2005 Harang.....	11
1916 Toney.....	14	1946 Beggs.....	12	1976 Nolan.....	15	2006 Harang.....	*16
1917 Toney.....	24	1947 Blackwell.....	*22	1977 Seaver, Norman.....	14	2007 Harang.....	16
1918 Eller.....	16	1948 Vander Meer.....	17	1978 Seaver.....	16	2008 Volquez.....	17
1919 Sallee.....	21	1949 Raffensberger.....	18	1979 Seaver.....	16	2009 Arroyo.....	15
1920 Ring.....	17	1950 Blackwell.....	17	1980 Pastore.....	13	2010 Arroyo.....	17
1921 Rixey.....	19	1951 Bickwl, Raffnsbrgr.....	16	1981 Seaver.....	*14	2011 Leake.....	12
1922 Rixey.....	*25	1952 Raffensberger.....	17	1982 Soto.....	14	2012 Cueto.....	19
1923 Luque.....	*27	1953 Perkowski.....	12	1983 Soto.....	17	2013 Latos, Leake, Arroyo.....	14
1924 Mays.....	20	1954 3 pitchers tied.....	12	1984 Soto.....	18	2014 Cueto.....	20
1925 Rixey, Donohue.....	21	1955 Nuxhall.....	17	1985 Browning.....	20	2015 DeSclafani, Leake.....	9
1926 Donohue.....	*20	1956 Lawrence.....	19	1986 Gullickson.....	15	2016 Straily.....	14
1927 Lucas.....	18	1957 Lawrence.....	16	1987 3 pitchers tied.....	10	2017 Lorenzen.....	8
1928 Rixey.....	19	1958 Purkey.....	17	1988 Jackson.....	*23	2018 Castillo.....	10
1929 Lucas.....	19	1959 Nwcombe, Purkey.....	13	1989 Browning.....	15		

Innings Pitched

1900 Scott.....	315.0	1930 Frey.....	245.0	1960 Purkey.....	252.2	1990 Browning.....	227.2
1901 Hahn.....	*375.1	1931 Johnson.....	262.1	1961 O'Toole.....	252.2	1991 Browning.....	230.1
1902 Hahn.....	321.0	1932 Lucas.....	269.1	1962 Purkey.....	288.1	1992 Belcher.....	227.2
1903 Hahn.....	296.0	1933 Derringer.....	231.0	1963 Maloney.....	250.1	1993 Rijo.....	257.1
1904 Hahn.....	297.2	1934 Derringer.....	261.0	1964 O'Toole.....	220.0	1994 Rijo.....	172.1
1905 Overall.....	318.0	1935 Derringer.....	276.2	1965 Ellis.....	263.2	1995 Schourek.....	190.1
1906 Weimer.....	304.2	1936 Derringer.....	282.1	1966 Maloney.....	224.2	1996 Smiley.....	217.1
1907 Ewing.....	332.2	1937 Grissom.....	223.2	1967 Nolan.....	226.2	1997 Morgan.....	162.0
1908 Ewing.....	293.2	1938 Derringer.....	*307.0	1968 Culver.....	226.1	1998 Tomko.....	210.2
1909 Fromme.....	279.1	1939 Walters.....	*319.0	1969 Merritt.....	251.0	1999 Harnisch.....	198.1
1910 Gaspar.....	275.0	1940 Walters.....	*305.0	1970 Nolan.....	250.2	2000 Parris.....	192.2
1911 Suggs.....	260.2	1941 Walters.....	*302.0	1971 Nolan.....	244.2	2001 Dessens.....	205.0
1912 Suggs.....	303.0	1942 Starr.....	276.2	1972 Billingham.....	217.2	2002 Haynes.....	196.2
1913 Johnson.....	269.0	1943 Vander Meer.....	289.0	1973 Billingham.....	293.0	2003 Graves.....	169.0
1914 Ames.....	297.0	1944 Walters.....	285.0	1974 Gullett.....	243.0	2004 Wilson.....	183.2
1915 Dale.....	296.2	1945 Heusser.....	223.0	1975 Nolan.....	210.2	2005 Harang.....	211.2
1916 Toney.....	300.0	1946 Vander Meer.....	204.1	1976 Nolan.....	239.1	2006 Arroyo.....	*240.2
1917 Toney.....	339.2	1947 Blackwell.....	273.0	1977 Norman.....	221.1	2007 Harang.....	231.2
1918 Eller.....	217.2	1948 Vander Meer.....	232.0	1978 Seaver.....	259.2	2008 Arroyo.....	200.0
1919 Eller.....	248.1	1949 Rafensberger.....	284.0	1979 Seaver.....	215.0	2009 Arroyo.....	220.1
1920 Ring.....	266.2	1950 Blackwell.....	261.0	1980 Soto.....	190.1	2010 Arroyo.....	215.2
1921 Luque.....	304.0	1951 Rafensberger.....	248.2	1981 Soto.....	175.0	2011 Arroyo.....	199.0
1922 Rixey.....	*313.1	1952 Rafensberger.....	247.0	1982 Soto.....	257.2	2012 Cueto.....	217.0
1923 Luque.....	322.0	1953 Perkowski.....	193.0	1983 Soto.....	273.2	2013 Latos.....	210.2
1924 Rixey.....	238.1	1954 Fowler.....	227.2	1984 Soto.....	237.1	2014 Cueto.....	*243.2
1925 Donohue.....	*301.0	1955 Nuxhall.....	257.0	1985 Browning.....	261.1	2015 DeSclafani.....	184.2
1926 Donohue.....	*285.2	1956 Lawrence.....	218.2	1986 Gullickson.....	244.2	2016 Straily.....	191.1
1927 Lucas.....	239.2	1957 Lawrence.....	250.1	1987 Power.....	204.0	2017 Adleman.....	122.1
1928 Rixey.....	291.1	1958 Purkey.....	250.0	1988 Jackson.....	260.2	2018 Castillo.....	169.2
1929 Lucas.....	270.0	1959 Newcombe.....	222.0	1989 Browning.....	249.2		

Saves

1900 Scott.....	1	1930 Campbell.....	4	1960 Henry.....	17	1990 Myers.....	31
1901 None.....		1931 Benton,Frey.....	2	1961 Brosnan, Henry.....	16	1991 Dibble.....	31
1902 Thielman.....	1	1932 Johnson,Benton.....	2	1962 Brosnan.....	13	1992 Charlton.....	26
1903 Ewing.....	1	1933 Kolp.....	3	1963 Henry.....	14	1993 Dibble.....	19
1904 Keilum.....	2	1934 Derringer.....	4	1964 Ellis.....	14	1994 Brantley.....	15
1905 Harper,Johns.....	1	1935 Brennan.....	5	1965 McCool.....	21	1995 Brantley.....	28
1906 Check.....	3	1936 Brennan.....	9	1966 McCool.....	18	1996 Brantley.....	*44
1907 Coakley,Smith.....	1	1937 Grissom.....	6	1967 Abernathy.....	*28	1997 Shaw.....	*42
1908 Ewing.....	3	1938 Cascarella.....	4	1968 Carroll.....	17	1998 Shaw.....	23
1909 3 pitchers tied.....	2	1939 Moore.....	3	1969 Granger.....	27	1999 Graves.....	27
1910 Gaspar.....	7	1940 Beggs.....	*7	1970 Granger.....	*35	2000 Graves.....	30
1911 Gaspar.....	4	1941 Beggs.....	5	1971 Carroll.....	15	2001 Graves.....	32
1912 Suggs.....	3	1942 Beggs.....	8	1972 Carroll.....	*37	2002 Graves.....	32
1913 Brown.....	6	1943 Shoun.....	7	1973 Borbon,Carroll.....	14	2003 Williamson.....	21
1914 Ames.....	*6	1944 Carter.....	3	1974 Borbon.....	14	2004 Graves.....	41
1915 Benton.....	4	1945 6 pitchers tied.....	1	1975 Eastwick.....	*22	2005 Weathers.....	15
1916 Schultz.....	2	1946 Gumbert.....	4	1976 Eastwick.....	*26	2006 Weathers.....	12
1917 Ring.....	2	1947 Gumbert.....	10	1977 Borbon.....	18	2007 Weathers.....	33
1918 Toney,Regan.....	2	1948 Gumbert.....	*17	1978 Bair.....	28	2008 Cordero.....	34
1919 Ring,Luque.....	3	1949 Gumbert.....	2	1979 Hume.....	17	2009 Cordero.....	39
1920 Ruether.....	3	1950 Bickwil, Wehmeier.....	4	1980 Hume.....	25	2010 Cordero.....	40
1921 Luque.....	3	1951 FSmith.....	11	1981 Hume.....	13	2011 Cordero.....	37
1922 3 pitchers tied.....	1	1952 FSmith.....	7	1982 Hume.....	17	2012 Chapman.....	38
1923 Donohue.....	3	1953 Collum.....	3	1983 Scherrer.....	10	2013 Chapman.....	38
1924 May.....	*6	1954 FSmith.....	20	1984 Power.....	11	2014 Chapman.....	36
1925 4 pitchers tied.....	2	1955 Freeman.....	11	1985 Power.....	27	2015 Chapman.....	33
1926 May.....	3	1956 Freeman.....	18	1986 Franco.....	29	2016 Cingrani.....	17
1927 Nehf.....	4	1957 Freeman.....	8	1987 Franco.....	32	2017 Iglesias.....	28
1928 Kolp.....	3	1958 Jeffcoat.....	9	1988 Franco.....	*39	2018 Iglesias.....	30
1929 May.....	3	1959 Lawrence.....	10	1989 Franco.....	32		

Strikeouts

1900 Hahn.....	*132	1930 Lucas.....	53	1960 O'Toole.....	124	1990 Rijo.....	152
1901 Hahn.....	*239	1931 Johnson.....	95	1961 O'Toole.....	178	1991 Rijo.....	172
1902 Hahn.....	142	1932 Johnson.....	94	1962 O'Toole.....	170	1992 Rijo.....	171
1903 Hahn.....	127	1933 Derringer.....	86	1963 Maloney.....	265	1993 Rijo.....	*227
1904 Harper.....	125	1934 Derringer.....	122	1964 Maloney.....	214	1994 Rijo.....	171
1905 Overall.....	173	1935 Derringer.....	120	1965 Maloney.....	244	1995 Schourek.....	160
1906 Ewing.....	145	1936 Derringer.....	121	1966 Maloney.....	216	1996 Smiley.....	171
1907 Ewing.....	147	1937 Grissom.....	149	1967 Nolan.....	206	1997 Remlinger.....	145
1908 Ewing.....	95	1938 Derringer.....	132	1968 Maloney.....	181	1998 Tomko.....	162
1909 Fromme.....	126	1939 Walters.....	*137	1969 Merritt.....	144	1999 Tomko.....	132
1910 Rowan.....	108	1940 Walters,Derringer.....	115	1970 Nolan.....	181	2000 Williamson.....	136
1911 Fromme.....	107	1941 Vander Meer.....	*202	1971 Nolan.....	146	2001 Dessens.....	128
1912 Benton.....	162	1942 Vander Meer.....	*186	1972 Billingham.....	137	2002 Haynes.....	126
1913 Johnson.....	107	1943 Vander Meer.....	*174	1973 Billingham.....	155	2003 Wilson.....	93
1914 Ames.....	128	1944 Walters.....	77	1974 Gullett.....	183	2004 Harang.....	125
1915 Toney,Schneider.....	108	1945 Bowman.....	71	1975 Norman.....	119	2005 Harang.....	71
1916 Toney.....	146	1946 Blackwell.....	100	1976 Zachry.....	143	2006 Harang.....	*216
1917 Schneider.....	138	1947 Blackwell.....	*193	1977 Norman.....	160	2007 Harang.....	218
1918 Eller.....	84	1948 Vander Meer.....	120	1978 Seaver.....	226	2008 Volquez.....	206
1919 Eller.....	137	1949 Raffensberger.....	103	1979 Seaver.....	131	2009 Harang.....	142
1920 Ruether.....	99	1950 Blackwell.....	188	1980 Soto.....	182	2010 Cueto.....	138
1921 Luque.....	102	1951 Blackwell.....	120	1981 Soto.....	151	2011 Leake.....	118
1922 Rixey.....	80	1952 Raffensberger.....	93	1982 Soto.....	274	2012 Latos.....	185
1923 Luque.....	151	1953 Podbielan.....	74	1983 Soto.....	242	2013 Bailey.....	199
1924 Luque.....	86	1954 Fowler.....	93	1984 Soto.....	185	2014 Cueto.....	*242
1925 Luque.....	140	1955 Nuxhall.....	98	1985 Soto.....	214	2015 DeSclafani.....	151
1926 May.....	103	1956 Nuxhall.....	120	1986 Browning.....	147	2016 Straily.....	162
1927 May.....	121	1957 Lawrence.....	121	1987 Power.....	133	2017 Adleman.....	108
1928 Luque.....	72	1958 Nuxhall.....	111	1988 Jackson.....	161	2018 Castillo.....	165
1929 May.....	92	1959 Newcombe.....	100	1989 Dibble.....	141		

REDS' NATIONAL LEAGUE PITCHING LEADERS

Games (10)

Rube Benton.....	1912 (50)
Paul Derringer.....	1936 (51)
Harry Gumbert.....	1948 (61)
Ted Abernathy.....	1967 (70)
Ted Abernathy.....	1968 (78)
Wayne Granger.....	1969 (90)
Wayne Granger.....	1971 (70)
Clay Carroll.....*	1972 (65)
Ted Power.....	1984 (78)
Rob Murphy.....	1988 (76)

Games Started (25)

Rube Benton.....	1912 (39)
Eppa Rixey.....	1922 (38)
Pete Donohue.....	1925 (38)
Pete Donohue.....	1926 (38)
Eppa Rixey.....	1928 (37)
Paul Derringer.....	1936 (37)
Bucky Walters.....*	1939 (36)
Paul Derringer.....	1940 (37)
Johnny Vander Meer.....	1943 (36)
Ken Raffensberger.....	1949 (38)
Jack Billingham.....	1973 (40)
Mario Soto.....	1981 (25)
Tom Browning.....*	1986 (39)
Tom Browning.....*	1988 (36)
Tom Browning.....	1989 (37)
Tom Browning.....*	1990 (35)
Jose Rijo.....*	1993 (36)
Jose Rijo.....	1994 (26)
Bronson Arroyo.....*	2006 (35)
Aaron Harang.....	2006 (35)
Bronson Arroyo.....*	2008 (34)
Johnny Cueto.....*	2012 (33)
Mat Latos.....*	2012 (33)
Homer Bailey.....*	2012 (33)
Johnny Cueto.....*	2014 (34)

Complete Games (15)

Noodles Hahn.....	1901 (41)
Pete Donohue.....	1925 (27)
Carl Mays.....	1926 (24)
Red Lucas.....	1929 (28)
Red Lucas.....	1931 (24)
Red Lucas.....	1932 (28)
Paul Derringer.....	1938 (26)
Bucky Walters.....	1939 (31)
Bucky Walters.....	1940 (29)
Bucky Walters.....	1941 (27)
Ewell Blackwell.....	1947 (23)
Mario Soto.....	1983 (18)
Mario Soto.....	1984 (13)
Danny Jackson.....	1988 (15)
Aaron Harang.....	2006 (6)

ERA (6)

Dolf Luque.....	1923 (1.93)
Dolf Luque.....	1925 (2.63)
Bucky Walters.....	1939 (2.29)
Bucky Walters.....	1940 (2.48)
Elmer Riddle.....	1941 (2.24)
Ed Heusser.....	1944 (2.38)

Strikeouts (10)

Noodles Hahn.....	1900 (132)
Noodles Hahn.....	1901 (239)
Bucky Walters.....*	1939 (137)
Johnny Vander Meer.....	1941 (202)
Johnny Vander Meer.....	1942 (186)
Johnny Vander Meer.....	1943 (174)
Ewell Blackwell.....	1947 (193)
Jose Rijo.....	1993 (227)
Aaron Harang.....	2006 (216)
Johnny Cueto.....*	2014 (242)

Wins (12)

Eppa Rixey.....	1922 (25)
Dolf Luque.....	1923 (27)
Pete Donohue.....*	1926 (20)
Bucky Walters.....	1939 (27)
Bucky Walters.....	1940 (22)
Elmer Riddle.....*	1943 (21)
Bucky Walters.....	1944 (23)
Ewell Blackwell.....	1947 (22)
Joey Jay.....*	1961 (21)
Tom Seaver.....	1981 (14)
Danny Jackson.....*	1988 (23)
Aaron Harang.....*	2006 (16)

#Winning Percentage (12)

Dutch Ruether.....	1919 (19-6, .760)
Pete Donohue.....	1922 (18-9, .667)
Dolf Luque.....	1923 (27-8, .771)
Paul Derringer.....	1939 (25-7, .781)
Elmer Riddle.....	1941 (19-4, .826)
Clyde Shoun.....*	1943 (14-5, .737)
Bob Purkey.....	1962 (23-5, .821)
Wayne Simspon.....	1970 (14-3, .826)
Gary Nolan.....	1972 (15-5, .750)
Tom Seaver.....	1979 (16-6, .727)
Tom Seaver.....	1981 (14-2, .875)
Jose Rijo.....*	1991 (15-6, .714)

For pitchers with 15 or more decisions

Shutouts (17)

Noodles Hahn.....	*1900 (4)
Dolf Luque.....	*1921 (3)
Dolf Luque.....	1923 (6)
Eppa Rixey.....*	*1924 (4)
Dolf Luque.....	*1925 (4)
Pete Donohue.....	1926 (5)
Red Lucas.....	*1928 (4)
Lee Grissom.....	*1937 (5)
Ewell Blackwell.....*	*1946 (5)
Ken Raffensberger.....*	*1949 (5)
Ken Raffensberger.....*	*1952 (6)
Joe Nuxhall.....	1955 (5)
Joey Jay.....*	*1961 (4)
Jim Maloney.....*	*1966 (5)
Jack Billingham.....	1973 (7)
Tom Seaver.....	1977 (7)
Tom Seaver.....	*1979 (5)

Innings Pitched (11)

Noodles Hahn.....	1901 (375.1)
Eppa Rixey.....	1922 (313.1)
Pete Donohue.....	1925 (301.0)
Pete Donohue.....	1926 (285.2)
Paul Derringer.....	1938 (307.0)
Bucky Walters.....	1939 (319.0)
Bucky Walters.....	1940 (305.0)
Bucky Walters.....	1941 (302.0)
Jack Billingham.....*	*1973 (293.1)
Bronson Arroyo.....	2006 (240.2)
Johnny Cueto.....	2014 (243.2)

Saves (7)

Wayne Granger.....	1970 (35)
Clay Carroll.....	1972 (37)
Rawly Eastwick.....*	*1975 (22)
Rawly Eastwick.....	1976 (26)
John Franco.....	1988 (39)
Jeff Brantley.....*	*1996 (44)
Jeff Shaw.....	1997 (42)

* Tied For League Lead

CAREER PITCHING RECORDS - SINCE 1900
Individual Records

*MLB Record

Most Seasons Pitched.....	15, Joe Nuxhall
Most Games Played.....	531, Pedro Borbon
Most Games Started.....	357, Eppa Rixey
Most Games Won, Start.....	179, Eppa Rixey
Most Games Won, Relief.....	66, Clay Carroll
Most Years Winning 20 Or More Games.....	4, Paul Derringer
Most Games Lost, Start.....	150, Paul Derringer
Most Games Lost, Relief.....	43, Clay Carroll
Most Games Lost by Lefthander.....	*251, Eppa Rixey
Most Saves.....	182, Danny Graves
Most Completed Games.....	177, Noodles Hahn
Most Shutouts.....	32, Bucky Walters
Most No-Hit Games.....	2 (3x), Jim Maloney, Johnny Vander Meer, Homer Bailey
Most Low-Hit Games.....	8, Jim Maloney
Best ERA (Min. 1000 IP).....	2.37, Bob Ewing
Most Innings Pitched.....	2,890.2, Eppa Rixey
Most Strikeouts.....	1,592, Jim Maloney
Most Walks.....	1,072, Johnny Vander Meer

Reds Pitching Top 5 - Since 1900

GAMES	
Borbon.....	531
Sullivan.....	494
Carroll.....	486
Nuxhall.....	484
Hume.....	457

INNINGS PITCHED	
Rixey.....	2,890
Luque.....	2,669
Derringer.....	2,616
Walters.....	2,355
Nuxhall.....	2,169

SHUTOUTS	
Walters.....	32
Derringer.....	30
Maloney.....	30
Vander Meer.....	29
Raffensberger.....	25

SAVES	
Graves.....	182
Cordero.....	150
Franco.....	148
Chapman.....	146
Carroll.....	119
Brantley.....	88
Dibble.....	88
Hume.....	88

GAMES STARTED	
Rixey.....	356
Derringer.....	322
Luque.....	319
Browning.....	298
Walters.....	296

ERA	
Ewing.....	2.37
Hahn.....	2.52
Schneider.....	2.61
Rijo.....	2.83
Walters.....	2.93

WALKS	
Vander Meer.....	1,072
Walters.....	806
Maloney.....	786
Luque.....	756
Nuxhall.....	706

COMPLETE GAMES	
Hahn.....	207
Walters.....	195
Derringer.....	189
Ewing.....	184
Luque.....	183

WINS	
Rixey.....	179
Derringer.....	161
Walters.....	160
Luque.....	154
Maloney.....	134

STRIKEOUTS	
Maloney.....	1,592
Soto.....	1,449
Nuxhall.....	1,289
Vander Meer.....	1,260
Rijo.....	1,251

SINGLE-SEASON PITCHING RECORDS - SINCE 1900

Club Records

Most Pitchers Used	32 (2x), 2016, 2018
Most Starting Pitchers Used	17, 2003
Most Games Won, Relievers	37, 1978
Most Games Lost, Starters	88, 1932
Most Saves	60 (2x), 1970, 1972
Most Relief Appearances	544, 2018
Highest ERA, Team	5.19, 2004
Highest ERA, Starters	5.77, 2003
Lowest ERA	2.23, 1919
Most Runs Allowed	907, 2004
Fewest Runs Allowed	401, 1919
Most Earned Runs Allowed	832, 2004
Fewest Earned Runs Allowed	315, 1919
Most No-Hit Games	2 (2x), 1938, 1965
Most Complete Games	142, 1904
Fewest Complete Games	1, 2018
Most Shutouts	23, 1919
Fewest Shutouts	1, 2005
Most Shutouts Won	23, 1919
Most Innings Pitched	1,490.0, 1968
Most Strikeouts	1,300, 2017
Fewest Strikeouts	310, 1933
Most Walks Allowed	659, 2000
Fewest Walks Allowed	257, 1933
Most Home Runs Allowed	258, 2016
Most Home Runs Allowed, Starters	159 (2x), 2005 & 2017
Most Home Runs Allowed, Relievers	103, 2016
Most Home Runs Allowed, Consecutive Games	17 (2x), 6/5-6/23, 2001 & 5/1-5/18, 2005
Fewest Home Runs Allowed	5, 1909
Most Grand Slams Allowed	9, 2017
Most Hit Batsmen	80, 2005
Most Wild Pitches	96, 2000

Rookie Records

Most Games	90, Wayne Granger, 1968
Most Starts	52, Will White, 1878
Most Complete Games	32, Jesse Duryea, 1889
Most Innings Pitched	468, Will White, 1878
Most Shutouts	6, Ewell Backwell, 1946
Most Wins	32, Jesse Duryea, 1889
Most Wins, Rookie	20, Tom Browning, 1985
Most Wins, Relief	12, Scott Williamson, 1999
Highest Winning Percentage769 (10-3), Sammy Ellis, 1964
Most Losses	26, Dory Dean, 1876
Most Losses, Relief	7, Scott Williamson, 1999
Most Saves	27, Wayne Granger, 1969
Lowest ERA	1.79, Will White, 1878
Most Hits Allowed	477, Will White, 1878
Most Walks Allowed	147, Orval Overall, 1905
Most Strikeouts	206, Gary Nolan, 1967

Individual Records

*MLB Record #Tied MLB Record ^NL Record @Tied NL Record

Most Games, Righthander.....	90, Wayne Granger, 1969
Most Games, Lefthander.....	87, Rob Murphy, 1987
Most Games Started.....	42, Noodles Hahn, 1901
Most Games Finished.....	64, Francisco Cordero, 2010
Most Complete Games.....	41, Noodles Hahn, 1901
Most Innings Pitched.....	375, Noodles Hahn, 1901
Most Wins, Righthander.....	27 (2x), Dolf Luque, 1923; Bucky Walters, 1939
Most Wins, Lefthander.....	25, Eppa Rixey, 1922
Most Wins, Relief.....	14, Hersch Freeman, 1956
Most Consecutive Wins.....	16, Ewell Blackwell, 1947
Most Games Lost.....	25, Paul Derringer, 1933
Most Consecutive Games Lost.....	12 (3x), Henry Thielman, 1902; Peter J. Schneider, 1914; Si Johnson, 1933
Highest Winning Percentage.....	.875, Tom Seaver, 1981 (14-2)
Highest Winning Percentage, Relief.....	.812, Clyde Shoun, 1943 (13-3)
Highest Percentage 20-Game Winner.....	.821, Bob Purkey, 1962 (23-5)
Most Saves.....	44, Jeff Brantley, 1996
Most Consecutive Saves.....	27, Aroldis Chapman, 6/26-9/4, 2012
Most Consecutive Appearances Recording a Save.....	16, Aroldis Chapman, 7/15-8/12, 2012
Highest ERA, Starter.....	6.47, Eric Milton, 2005
Lowest ERA, Starter.....	1.58, Fred Toney, 1915
Lowest ERA, Relief.....	0.72, Rob Murphy, 1986
Most Runs.....	158, Noodles Hahn, 1901
Most Earned Runs.....	145 (2x), Bill Phillips, 1901; Herm Wehmeier, 1950
Most No-Hit Games.....	*2 (2x), Johnny Vander Meer, 6/11/1938 vs Boston & 6/15/1938 at Brooklyn; Jim Maloney, ~6/14/1965 vs New York & 8/19/1965 at Chicago (G1) ~Maloney tossed 10 no-hit innings on 6/14/1965 vs New York, then allowed a home run and single in the 11th inning (L, 1-0)
Most Consecutive No-Hit Games.....	*2, Johnny Vander Meer, 6/11/1938 vs Boston & 6/15/1938 at Brooklyn
Most Shutouts.....	7 (3x), Fred Toney, 1917; Hod Eller, 1919; Jack Billingham, 1973
Most Consecutive Scoreless Appearances, Righthander.....	23 (26.1ip), J.J. Hoover, June 13-August 19, 2013
Most Consecutive Scoreless Appearances, Lefthander.....	#33 (30ip), Arthur Rhodes, April 13-June 26, 2010
Most Hits.....	370 (2x), Ed Scott, 1900; Noodles Hahn, 1901
Fewest Hits Allowed, Consecutive Games.....	*0, Johnny Vander Meer, 1938
Most Consecutive Hitless Innings.....	*21, Johnny Vander Meer, 1938
Most Home Runs Allowed, Lefthander.....	40, Eric Milton, 2005
Most Home Runs Allowed, Righthander.....	46, Bronson Arroyo, 2011
Most Home Runs Allowed, Duo.....	74, Eric Milton (40) & Ramon Ortiz (34), 2005
Most Consecutive Starts Allowing At Least 1 Home Run.....	@15, Ramon Ortiz, May 1-July 17, 2005
Most Strikeouts, Righthander.....	274, Mario Soto, 1982
Most Strikeouts, Lefthander.....	239, Noodles Hahn, 1901
Most Strikeouts, Reliever.....	141, Rob Dibble, 1989
Most Walks.....	162, Johnny Vander Meer, 1943
Most Hit Batsmen.....	23, Jake Weimer, 1907
Most Wild Pitches.....	21, Scott Williamson, 2000

Reds with 200+ Strikeouts in a Season

274	Mario Soto	1982
265	Jim Maloney	1963
244	Jim Maloney	1965
242	Mario Soto	1983
	Johnny Cueto	*2014
239	Noodles Hahn	*1901
227	Jose Rijo	*1993
226	Tom Seaver	1978
218	Aaron Harang	2007
216	Jim Maloney	1966
	Aaron Harang	*2006
214	Jim Maloney	1964
	Mario Soto	1985
206	Edinson Volquez	2008
	Gary Nolan	1967
202	J. Vander Meer	*1941

*Led League

Reds with 10+ Consecutive Wins

Ewell Blackwell	16	1947
Frank Dwyer	13	1896
Brooks Lawrence	13	1956
Elmer Riddle	11	1941
Tom Seaver	11	1979
John Franco	11	1985
Johnny Vander Meer	10	1938
Paul Derringer	10	1939
Clay Carroll	10	1969
Wayne Simpson	10	1970

REDS 20-GAME WINNERS

27	Dolf Luque	*1923	E. Rixey, P. Donohue	1925	
	Bucky Walters	*1939	Paul Derringer	1938	
25	Eppa Rixey	*1922	Elmer Riddle	*1943	
	Paul Derringer	1939	Joey Jay	*1961, '62	
24	Fred Toney	1917	20	Noodles Hahn	1902
23	Noodles Hahn	1902		Bob Ewing	1905
	Jack Harper	1904		Jake Weimer	1906
	Bucky Walters	*1944		George Suggs	1910
	Bob Purkey	1962		Pete Schneider	1917
	Jim Maloney	1963		Eppa Rixey	1923
	Danny Jackson	*1988		Carl Mays	1924
22	Noodles Hahn	1901, '03		Pete Donohue	*1926
	Paul Derringer	1935		Paul Derringer	1940
	Bucky Walters	*1940		Jim Maloney	1965
	Ewell Blackwell	*1947		Jim Merritt	1970
	Sammy Ellis	1965		Tom Browning	1985
21	Slim Salee	1919		Johnny Cueto	2014
	Pete Donohue	1923			*Led League

Reds with 30+ Saves in a Season

44	Jeff Brantley	#1996	32	John Franco	1987, '89
42	Jeff Shaw	*1997		Danny Graves	2001, '02
41	Danny Graves	2004	31	Randy Myers	1990
40	Francisco Cordero	2010		Rob Dibble	1991
39	Francisco Cordero	2009	30	Danny Graves	2000
	John Franco	*1988		Raisel Iglesias	2018
38	Aroldis Chapman	2012			
	Aroldis Chapman	2013			
37	Francisco Cordero	2011			
	Clay Carroll	*1972			
36	Aroldis Chapman	2014			
35	Wayne Granger	*1970			
34	Francisco Cordero	2008			
33	Aroldis Chapman	2015			
	David Weathers	2007			

*Led League, #Tied For League Lead

Reds with a Sub-2.00 ERA

ERA	IP	Player	Year
1.58	222.2	Fred Toney	1915
1.73	332.2	Bob Ewing	1907
1.77	321.0	Noodles Hahn	1902
1.81	242.2	Dutch Ruether	1919
1.86	242.1	Andy Coakley	1908
1.90	279.1	Art Fromme	1909
1.93	322.0	*Dolf Luque	1923
1.99	176.0	Gary Nolan	1972

Reds with 250 + Innings in a Season

375.1	Noodles Hahn	*1901	296.2	Gene Dale	1915	274.1	Pete Schneider	1916	260.2	George Suggs	1911
339.2	Fred Toney	1917		Paul Derringer	1940		Pete Donohue	1923		Danny Jackson	1988
333.2	Pete Schneider	1917	296.0	Noodles Hahn	1903	273.2	Mario Soto	1983	260.1	Elmer Riddle	1943
332.2	Bob Ewing	1907		Art Fromme	1912	273.0	Ewell Blackwell	1947	260.0	Harry Gaspar	1909
322.0	Dolf Luque	1923	293.2	Jack Harper	1904		Joey Jay	1962	259.2	Tom Seaver	1978
321.0	Noodles Hahn	1902		Bob Ewing	1908	271.0	Rube Benton	1914	257.2	Mario Soto	1982
319.0	Bucky Walters	*1939	293.1	Jack Billingham	*1973	270.0	Red Lucas	1929	257.1	Jose Rijo	1993
318.0	Orval Overall	1905	291.1	Eppa Rixey	1928	269.1	Red Lucas	1932	257.0	Joe Nuxhall	1955
313.1	Eppa Rixey	*1922	291.0	Dolf Luque	1925	269.0	Bob Phillips	1902	256.2	Mario Soto	1985
311.2	Bob Ewing	1905	289.0	J. Vander Meer	1943		George Johnson	1913	255.1	Jim Maloney	1965
309.0	Eppa Rixey	1923	287.2	Bob Ewing	1906	267.2	Charlie Chech	1905	253.2	Harry Gaspar	1911
307.0	Paul Derringer	*1938	288.1	Bob Purkey	1962	266.2	Jimmy Ring	1920		Bucky Walters	1942
305.0	Bucky Walters	*1940	287.1	Eppa Rixey	1925	266.0	George Suggs	1910	252.2	Bob Purkey	1960
304.2	Jake Weimer	1906	285.2	Pete Donohue	*1926	265.2	Dutch Ruether	1920		Jim O'Toole	1961
304.0	Dolf Luque	1921	285.0	Bucky Walters	1944		Rube Marquard	1921	251.2	Jim O'Toole	1962
303.0	George Suggs	1912	284.0	Ken Raffensberger	1949	265.1	Andy Coakley	1907	251.0	Jim Merritt	1969
302.0	Rube Benton	1912	282.1	Paul Derringer	1936	264.0	Johnny Couch	1922	250.2	Gary Nolan	1970
	Bucky Walters	*1941	281.1	Bill Phillips	1901	263.2	Sammy Ellis	1965		Tom Browning	1988
301.0	Eppa Rixey	1921	281.0	Carl Mays	1926	262.1	Si Johnson	1931	250.1	Brooks Lawrence	1957
	Pete Donohue	*1925	279.1	Art Fromme	1909		Tom Browning	1985		Jim Maloney	1963
	Paul Derringer	1939	276.2	Paul Derringer	1935	261.0	Jack Rowan	1910	250.0	Bob Purkey	1958
300.0	Fred Toney	1916		Ray Starr	1942		Dolf Luque	1922		*Led League	
297.2	Noodles Hahn	1904	275.2	Pete Schneider	1915		Paul Derringer	1934			
297.0	Red Ames	1914	275.0	Harry Gaspar	1910		Ewell Blackwell	1950			

SINGLE-GAME PITCHING RECORDS - SINCE 1900

*MLB Record #Tied MLB Record ^NL Record @Tied NL Record

Club Records

Most Runs Allowed	25 (2x), Last: 9/23/1901 vs Brooklyn
Most Runs Allowed in One Inning	15, 5/21/1952 vs Brooklyn (1st inning)
Most Home Runs Allowed	7 (6x), 6/6/1939 at NYG; 6/24/1950 at NYG; 5/25/1979 at LAD, 5/31/2016 at Col; 8/22/2016 vs LAD; 7/26/2018 vs Phi
Most Home Runs Allowed in One Inning	5 (4x), Last: 4/22/06 at Mil (4th inning), ties Major League record
Most Strikeouts (9 innings)	18, 6/30/2018 vs Mil (Tyler Mahle 12, Kyle Crockett 1, David Hernandez 2, Dylan Floro 3)
Most Strikeouts (extra innings)	20, 7/28/2013 at Los Angeles (11 inn., Cingrani 11, LeCure 4, Parra 2, Parch 3)
Most Walks	15, 4/18/1970 vs SF (9 innings) & 8/9/1942 vs Cubs (18 innings)
Most Wild Pitches	5, 6/8/1999 at Minnesota
Most Extra-Base Hits Allowed	14 (2x), 5/15/1911 at Phi (8 2b, 3 3b, 3hr), 5/31/2016 at Col (7 2b, 7hr)

Individual Records

Most At-Bats Faced	@49 (2x), Harley "Doc" Parker, 6/21/1901 at Brooklyn; Bill Phillips, 6/24/1901 at Philadelphia (G2)
Fewest Hits Allowed, Doubleheader, 18 Innings	*6, Fred Toney, 7/1/1917 vs Pittsburgh
Longest No-Hit CG	#10 Innings (2x), Fred Toney, 5/2/1917 vs Chicago; Jim Maloney, 8/19/1965 vs Chicago
Most Runs Allowed	*21, Harley "Doc" Parker, 6/21/1901 at Brooklyn
Most Hits Allowed	*26, Harley "Doc" Parker, 6/21/1901 at Brooklyn
Most Home Runs Allowed	5 (many times), Last: RHP Scott Feldman, 8/17/2017 at Cubs & LHP Brandon Claussen, 7/18/2005 vs Chi
Most Home Runs Allowed, Start of Game (tied ML record) ..	3, LHP Phil Dumatrait, 9/9/2007 vs Mil (Rickie Weeks, J.J. Hardy, Ryan Braun)
Most Home Runs Allowed in One Inning	#4 (many times), Last: RHP Scott Feldman, 8/17/2017 at Cubs (4th inning)
Most Consecutive Doubles Allowed in One Inning	*4, Pete Harnisch, 5/4/2000 at Philadelphia (1st inning)
Most Strikeouts (extra innings)	18, Jim Maloney 6/14/1965 vs New York (11 innings)
Most Strikeouts (9 Innings)	16 (3x), Noodles Hahn, 5/22/1901 at Boston; Jim Maloney, 5/21/1963 at Milwaukee; Ron Villone, 9/29/2000 at St. Louis
Most Strikeouts by Reds Rookie Pitcher, Righthander	15, Gary Nolan, 6/7/1967 vs San Francisco
Most Strikeouts by Reds Rookie Pitcher, Lefthander	12 (2x), Amir Garrett, 4/19/2017 vs Bal & Dennys Reyes, 8/20/1998 at Pit
Most Strikeouts by Losing Pitcher (extra innings)	*18, Jim Maloney, 6/14/1965 vs New York, 11 innings (lost 1-0)
Most Consecutive Strikeouts by Relief Pitcher, Game	@6 (6x), Don Gullett, 8/23/1970 at New York (G2); Joe Price, 5/8/1985 at Philadelphia; Randy Myers, 9/8/1990 at Los Angeles; Rob Dibble, 4/23/1991 at Houston; Scott Williamson, 5/27/1999 vs Los Angeles; Alfredo Simon, 5/6/2013 vs Atlanta
Three Strikeouts On Nine Pitched Balls, Inning	#Hod Eller, 8/21/1917 at New York (9th inning); #Rob Dibble, 6/4/1989 vs San Diego (8th inning); #Carlos Contreras, 7/11/2014 vs Pittsburgh (7th inning); #Drew Storen, 4/18/2017 vs Baltimore (9th inning)
Most Walks	13, Bud Podbielan, 5/18/1953 vs Brooklyn (10 innings)
Most Walks, Inning	7, Bob Ewing, 4/19/1902 vs Chicago (4th inning)
Most Hit Batters	4 (2x), Jake Weimer, 7/28/1907 vs NY Giants & Josh Smith, 7/4/2015 vs Milwaukee
Most Hit Batters, Inning	3, Raul Sanchez, 5/15/1960 vs Philadelphia (G1, 8th inning)
Most Balks, Inning	*3, Jim Owens, 4/24/1963 at Los Angeles (2nd inning)
Most Wild Pitches, Inning	3 (many times), Last: John Riedling, 4/11/2001 at Pittsburgh (7th inning)

Reds Shutouts in First Major League Start

Bob Spade	9/22/07 vs New York
Pete Schneider	6/28/14 vs Pittsburgh, G2
Mel Queen	4/16/67 vs San Francisco, G2
Wayne Simpson	4/9/70 at Los Angeles
Charlie Leibrandt	4/13/80 vs Atlanta

Reds with 4 Strikeouts in an Inning

Joe Nuxhall	8/11/59 vs Milwaukee, G1 (6th inning)
Mario Soto	5/17/84 vs Chicago (3rd inning)
Tim Birtsas	6/4/90 at San Francisco (7th inning)
Frankie Rodriguez	7/22/01 at Florida (7th inning)
Tony Cingrani	4/28/13 at Washington (4th inning)

(Denard Span, Bryce Harper, Ian Desmond, Adam LaRoche)

Reds with 15+ Strikeouts in a Game

Jim Maloney, RH	18	6/14/65 vs New York (11 inn.)
Ron Villone, LH	16	9/29/00 at St. Louis
Jim Maloney, RH	16	5/21/63 at St. Louis
Noodles Hahn, RH	16	4/22/1901 vs Chicago
Gary Nolan, RH	*15	6/7/67 vs San Francisco
Mario Soto, RH	15	9/9/80 at Atlanta
Mario Soto, RH	15	8/17/82 vs New York

* Reds rookie record



SEPTEMBER 16, 1988: ONE PERFECT NIGHT

On September 16, 1988, left-hander Tom Browning tossed the only perfect game in Cincinnati Reds history when he retired all 27 batters faced in a 1-0 victory over the Los Angeles Dodgers.

It was only the 14th perfect game of 9 innings or more in Major League history, just the third in modern National League history and the first no-hitter by a Reds pitcher since Tom Seaver blanked the Cardinals, 4-0, on June 16, 1978.

Browning's perfect game capped off an incredible season in which he posted an 18-5 record, including a 16-2 mark after June 6.

No-Hitters in Reds History (16)

Pitcher	Score
Charles Jones, 10/15/1892 vs Pittsburgh (ML debut)	Won, 7-1
Ted Breitenstein, 4/22/1898 vs Pittsburgh	Won, 11-0
Noodles Hahn, 7/12/1900 vs Philadelphia	Won, 4-0
Fred Toney, 5/2/1917 at Chicago (10 innings)	Won, 1-0
Hod Eller, 5/11/1919 vs St. Louis	Won, 6-0
*Johnny Vander Meer, 6/11/1938 vs Boston	Won, 3-0
*Johnny Vander Meer, 6/15/1938 at Brooklyn	Won, 6-0
Clyde Shoun, 5/15/1944 vs Boston	Won, 1-0
Ewell Blackwell, 6/18/1947 vs Boston	Won, 6-0
Jim Maloney, 8/19/1965 at Chicago, Game 1 (10 innings)	Won, 1-0
George Culver, 7/29/1968 at Philadelphia, Game 2	Won, 6-1
Jim Maloney, 4/30/1969 vs Houston	Won, 10-0
Tom Seaver, 6/16/1978 vs St. Louis	Won, 4-0
Tom Browning, 9/16/1988 vs Los Angeles (perfect game)	Won, 1-0
Homer Bailey, 9/28/2012 at Pittsburgh	Won, 1-0
Homer Bailey, 7/2/2013 vs San Francisco	Won, 3-0

* **Johnny Vander Meer** is the only pitcher in Major League history to throw no-hitters in consecutive appearances

Jim Maloney, 6/14/1965 vs New York

Lost, 1-0 (11 innings)
Had a no-hitter through 10 innings, allowed HR and single in the 11th

3 Reds pitchers, 5/26/1956 at Milwaukee

Lost, 2-1 (11 innings)
Johnny Klipstein pitched the first 7 innings, Hershell Freeman the 8th and Joe Black the ninth, 10th and 11th frames. With 2 outs in the 10th inning the Braves produced the first of their 2 hits.

N.L. No-Hitters vs Reds

Pitcher	Score
Cy Young, 9/18/1897 at Cleveland, G1	6-0
"Big" Jeff Pfeffer, 5/8/1907 at Boston	6-0
* James (Hippo) Vaughn, 5/2/1917 at Chicago	0-1
Tex Carleton, 4/30/1940 vs Brooklyn	3-0
Lon Warneke, 8/30/1941 vs St. Louis	2-0
Ken Johnson, 4/23/1964 at Houston	0-1
Don Wilson, 5/1/1969 vs Houston	4-0
Ken Holtzman, 6/3/1971 vs Chicago	1-0
Rick Wise, 6/23/1971 vs Philadelphia	4-0
** Roy Halladay, 10/6/2010 at Philadelphia	4-0
Jake Arrieta, 4/21/16 vs Chicago	16-0

* Only double no-hit game in Major League history.

** Game 1 of the 2010 National League Division Series at Citizens Bank Park. **Roy Halladay's** no-hitter was only the second no-hitter in **Postseason history**, joining **Don Larsen's** perfect game for the **Yankees vs Brooklyn in Game 5 of the 1956 World Series**. **Halladay** allowed only 1 baserunner, a walk to **Jay Bruce** with 2 outs in the fifth, and threw first-pitch strikes to 25-28 batters.

On 4/21/2016 at Great American Ball Park, Cubs RHP **Jake Arrieta** threw a no-hitter vs the Reds...prior to that 16-0 loss, the Reds had produced at least 1 hit in **7,109 consecutive regular season games**, the longest active streak in the Major Leagues...the longest active streak now belongs to the **Athletics at 4,383 games** beginning **July 14, 1991** and through **2018**...between no-hitters by Phi's **Rick Wise** on 6/23/1971 at Riverfront Stadium and **Arrieta** on 4/21/2016, the Reds were held to 1 hit **33 times**...according to Elias Sports Bureau, the **16 runs scored** by the Cubs were the second-most ever produced in a no-hitter...**Pud Galvin** of the **Buffalo Bisons** beat the **Detroit Wolverines**, 18-0, on **August 4, 1884**.



REDS TEAM FIELDING, YEAR-BY-YEAR - SINCE 1900

* Led league, ^ Team records

Table with 12 columns: Year, Pct., E, DP. It lists fielding statistics for each year from 1900 to 1989, with asterisks and carets indicating league-leading or team-record years.

REDS FIELDING RECORDS - SINCE 1900

Club Records

Table listing various fielding records such as Highest Fielding Average (.988), Most Errors (355), and Most Passed Balls (39), along with the players who achieved them and the years.

Individual Records

First Base

Most Putouts.....	1,710, Wally Pipp, 1926
Most Assists.....	173, Joey Votto, 2011
Fewest Errors.....	2, Sean Casey, 2005
Most Double Plays.....	166, Ted Kluszewski, 1954
Highest Fielding Average.....	.998 (2x), Dan Driessen, 1982 & Sean Casey, 2005
Most Years Leading League in Fielding, Career.....	5, Ted Kluszewski (1951-55)
@Most Years Leading League in Putouts, Career.....	6, Frank McCormick (1939-45)

Second Base

Most Assists.....	588, Hughie Critz, 1926
*Fewest Errors.....	2 (2x), Bret Boone, 1997 & Brandon Phillips, 2014
@Most Errors, Inning.....	3, Kermit Wahl, 9/18/45 vs Boston
Most Double Plays.....	130, Tommy Helms, 1971
*Highest Fielding Average.....	.997, Bret Boone, 1997

Third Base

Fewest Errors.....	7, Buddy Bell, 1987
Most Double Plays.....	39, Babe Adams, 1953
Highest Fielding Average.....	.979, Buddy Bell, 1987
@Most Assists, 9-Inning Game.....	11, Chris Sabo, 4/7/88 vs St. Louis
@Most Unassisted Double Plays, Season.....	3, Heinie Groh, 1915

Shortstop

Most Putouts.....	391, Buck Herzog, 1915
^Most Putouts With No Assists, Game.....	9, Buck Herzog, 5/26/1916 vs Chicago
Fewest Errors.....	9, Dave Concepcion, 1984
@Most Errors, Opening Game of Season.....	4, Pokey Reese, 3/31/98 vs San Diego
Most Double Plays.....	129, Roy McMillan, 1954
@Most Double Plays, 9-Inning Game.....	5, Dave Concepcion, 6/25/75 at Atlanta
@Most Double Plays Started, Game.....	4, Billy Myers, 6/4/39 at New York
Highest Fielding Average.....	.986, Dave Concepcion, 1977
^Most Consecutive Games, Career.....	584, Roy McMillan, 9/16/51 to 8/6/55

Catcher

Most Putouts.....	1,008, Johnny Edwards, 1963
^Fewest Putouts, Season.....	471, Ray Mueller, 155 Games, 1944
^Fewest Chances Accepted, Season.....	536, Ray Mueller, 155 Games, 1944
Most Assists.....	170, Ivy Wingo, 1916
Fewest Errors.....	1 (2x), Brayan Pena, 2015 & Tucker Barnhart, 2017
Most Double Plays.....	18, Larry McLean, 1910
Highest Fielding Average, Season.....	.999, Tucker Barnhart, 2017
^Most Games Catching All Club's Games, Season.....	155, Ray Mueller, 1944
^Most Consecutive Games, Season.....	155, Ray Mueller, 4/18-10/1, 1944
^Most Games Caught, Rookie.....	154, Johnny Bench, 1968
^Most Years With 100 or More Games Caught.....	13, Johnny Bench, 1968-80
^Most Consecutive Years with 100 or More Games Caught.....	13, Johnny Bench, 1968-80
@Fewest Passed Balls, Season.....	0, Johnny Bench, 121 Games, 1975
@Most Passed Balls, Game.....	6, Harry Vickers, 10/4/1902 at Pittsburgh

Left Field

Fewest Errors.....	0, Ryan Ludwick, 2014
Highest Fielding Average.....	1.000, Ryan Ludwick, 2014

Center Field

Most Putouts.....	447, Gus Bell, 1953
Fewest Errors.....	0, Billy Hamilton, 2015
Most Double Plays.....	12, Cy Seymour, 1905
Highest Fielding Average.....	1.000, Billy Hamilton, 2015

Right Field

Most Putouts.....	392, Babe Herman, 1932
Most Assists.....	39, Mike Mitchell, 1907
Fewest Errors.....	1, Paul O'Neill, 1992
Most Double Plays.....	10, Mike Mitchell, 1907
Highest Fielding Average.....	.997, Paul O'Neill, 1992

* Major League Record; ^ NL record; @ Tied for NL record

REDS MISCELLANEOUS RECORDS - SINCE 1900
Most Games by Position (Career)

Pos.	Player	Years	Games	Pos.	Player	Years	Games
1B	Joey Votto	2007-18	1,541	CF	Vada Pinson	1958-68	1,497
	Ted Kluszewski	1947-57	1,255	LF	Adam Dunn	2001-08	940
2B	Brandon Phillips	2006-16	1,586	RF	Jay Bruce	2008-15	1,167
	Ron Oester	1978-90	1,171	C	Johnny Bench	1967-83	1,742
	Joe Morgan	1972-79	1,116	SP	Eppa Rixey	1921-33	356
SS	Dave Concepcion	1970-88	2,178	RP	Pedro Borbon	1970-79	527
	Barry Larkin	1986-2004	2,081				
3B	Heinie Groh	1913-21	883				

Single-Season Records

Most Games Played	163 (8x), Last: 2005
Most Games Won	108, 1975
Most Games Won, Home	64, 1975
Most Games Won, Road	53 (2x), 1972, 1976
Most Consecutive Games Won	12 (2x), 1939, 1957
Most Games Won, One Month	24 (2x), August 1918; July 1973
Highest Winning Pct.	.686, 96-44, 1919
Highest Winning Pct., Home	.790, 64-17, 1975
Highest Winning Pct., Road	.679, 53-25, 1972
Most Wins vs NL East Division	48, 1972, 1975
Most Wins vs NL Central Division	50, 2002
Most Wins vs NL West Division	60, 1975
Most Wins vs One Opponent (since 1969)	16, 1980 vs Atlanta (16-2)
Highest Winning Pct. vs One Opponent (since 1969)	.923, 1995 vs Houston (12-1)
Most Games Lost	101, 1982
Most Games Lost, Home	54, 2001
Most Games Lost, Road	57, 1931
Most Consecutive Games Lost	19, 9/5-9/23, 1914
Most Games Lost, One Month	26, September 1914
Lowest Winning Pct.	.344, 1934 (52-99)
Lowest Winning Pct., Home	.333, 2001 (27-54)
Lowest Winning Pct., Road	.260, 1931 (20-57)
Most Losses vs One Opponent	21, 1945 vs Chicago (1-21)
Most 1-Run Games	69, 1946
Most 1-Run Games Won	41, 1940
Most 1-run Games Lost	41, 1916 & 1946
Fewest Times Shut Out, Season	0, 2000 (163g)
Most Times Shut Out, Season	24, 1908
Highest Attendance, Home, Season (All-Time)	2,629,708, 1976, Riverfront Stadium
Highest Attendance, Home, Season at Great American Ball Park	2,492,059; 2013
Highest Attendance, Road, Season	3,016,074; 2000

Single-Game Records

Largest Margin Of Victory	23, 6/4/1911 vs Boston (26-3)
Largest Margin of Defeat	21, 7/6/2009 at Phi (22-1 loss)
Largest Margin of Defeat at Home	19, 9/23/1901 vs Brooklyn (25-6 loss)
Longest Game, Time, 9 innings	4:04, 8/22/2017 vs Cubs (13-9 loss)
Longest Game, Time, Extra Innings	6:11, 5/25/11 at Phi (19 innings)
Longest Game, Innings	21, 9/1/1967 vs San Francisco
Highest Attendance, Regular Season Game	55,596, 4/3/2000 vs Milwaukee
Highest Attendance, Postseason Game	56,393; 10/16/1975, World Series Game 5 vs Boston

THE LAST TIME IT HAPPENED...

Club

Tie.....	6/30/2005 vs Hou, 2-2 tie (7 innings)
Suspended game (road, home).....	6/27-6/28, 2015 at NYM (2-1 loss, 13 innings) & 9/11-9/12, 2015 vs StL (4-2 win, 9 innings)
Rain-shortened completed game in Cincinnati.....	9/8/2018 vs SD (7-2 win, 7 innings)
Rain-shortened completed game on the road.....	6/14/2004 at Phi (10-7 loss, 8 innings)
1-0 win at home.....	4/2/2018 vs Cubs (Adam Duvall RBI-groundout)
1-0 win on the road.....	2015 (2x), 7/10 at Mia (Jay Bruce HR) & 7/29 at StL (Jay Bruce HR)
1-0 loss at home.....	8/26/2017 vs Pit (Gerrit Cole HR)
1-0 loss on the road, 9 innings.....	9/15/2018 at Cubs (Willson Contreras RBI-single)
1-0 loss on the road, extra innings.....	9/21/2018 at Mia (Isaac Galloway walkoff double, 10th inning)
2 straight walkoff wins.....	4/8 & 4/9, 2015 vs Pit (5-4 in 11 innings, 3-2)
2 straight walkoff wins, both in extra innings.....	9/10 & 9/11, 2010 vs Pit (4-3 in 12 innings, 5-4 in 10 innings)
2 straight walkoff losses.....	6/13 & 6/14, 2015 at Cubs (4-3, 2-1 in 11 innings)
3 straight walkoff losses.....	7/8-7/10, 2010 at Phi (4-3 in 12 innings, 9-7 in 10, 1-0 in 11)
3 straight extra-inning losses.....	7/8-7/10, 2010 at Phi (4-3 in 12 innings, 9-7 in 10, 1-0 in 11)
Walkoff win on Opening Day.....	3/31/2011 vs Mil, 7-6 win (Ramon Hernandez 3-run walkoff HR off John Axford)
Walkoff home run on Opening Day.....	3/31/2011 vs Mil, 7-6 win (Ramon Hernandez 3-run walkoff HR off John Axford)
Gave up a 9-run lead in a win.....	8/25/2010 at SF (led 10-1, won 12-11)
Gave up a 9-run lead in a loss.....	4/28/2004 at Mil (led 9-0, lost 10-9)
Doubleheader sweep.....	7/8/2014 vs Cubs, 4-2 and 6-5 wins
Doubleheader sweep on the road.....	8/25/1997 at Col, 7-6 and 6-4 wins (day/night DH)
Doubleheader sweep by an opponent.....	9/17/2016 vs Pit, 10-4 and 7-3 losses
Doubleheader sweep by an opponent on the road.....	8/28/2007 at Pit, 6-4 and 3-2 losses
Doubleheader shutouts.....	8/16/1961 at LA (Bob Purkey, 6-0 & Jim O'Toole, 8-0)
Traditional doubleheader.....	5/9/2015 at WSox, 10-4 win and 8-2 loss
Day/Night doubleheader.....	8/4/2018 at Wsh, 7-1 win and 2-6 loss
Scheduled doubleheader.....	9/17/87 at LAD (Dodger Stadium)
4-game sweep.....	6/21-6/24, 2018 vs Cubs (6-2, 6-3, 11-2, 8-6)
4-game sweep at home.....	6/21-6/24, 2018 vs Cubs (6-2, 6-3, 11-2, 8-6)
4-game sweep on the road.....	5/10-5/13, 2018 at LAD (4-1, 6-2, 5-3, 5-3)
4-game sweep by an opponent at home.....	7/14-7/17, 2017 vs Wsh (5-0, 10-7, 4-1, 6-1)
4-game sweep by an opponent on the road.....	8/23-8/26, 2018 at Cubs (7-1, 3-2 in 10, 10-6, 9-0)
Shutout win in extra innings.....	6/10/2007 vs Cle, 1-0 win in 12 innings
Shutout win in extra innings on the road.....	8/30/1989 at StL, 2-0 win in 13 innings
Shutout loss in extra innings.....	9/21/2018 at Mia, 1-0 loss in 10 innings
Shutout loss in extra innings at home.....	5/30/2010 vs Hou, 2-0 loss in 10 innings (6/29/1991 vs Mil, 1-0 loss in 11 innings)
Shutouts in first 2 games of the year.....	4/9 & 4/11, 1980 (Frank Pastore, CG, 9-0 win vs Atl & Mike LaCoss, CG, 6-0 win vs Atl)
2 straight shutout wins.....	9/11 vs Pit (8-0) & 9/12 vs Mil (3-0), 2016
2 straight shutout wins on the road.....	7/28 & 7/29, 2015 at StL (4-0, 1-0)
3 straight shutout wins.....	6/21-6/23, 1963 vs Hou (3-0, 3-0, 4-0)
2 straight shutout losses.....	4/17 & 4/18, 2018 at Mil (2-0, 2-0)
3 straight shutout losses.....	4/18, 4/19 & 4/21, 1989 (0-6 at LA, 0-3 at LA, 0-7 vs Hou)
28-hit game (club record).....	5/13/1902 vs Phi & 5/19/1999 at Col
25- or 26-hit game.....	26 hits, 8/3/1989 vs Hou
23- or 24-hit game.....	24 hits, 8/3/1994 at SF
21- or 22-hit game.....	22 hits, 9/26/2016 at StL
20-hit game.....	20 hits, 4/27/2018 at Min
All 9 starting players with a hit, including the pitcher.....	4/16/18 at Mil (10-4 win)
All 8 starting position players with a hit.....	4/16/18 at Mil (10-4 win)
8 or 9 doubles in a game.....	9 (2x, club record), 5/19/1999 at Col & 4/16/2016 at StL
3 triples in a game.....	8/19/2018 vs SF (Scooter Gennett, Billy Hamilton 2)
2 triples in an inning.....	Zack Cozart & Todd Frazier, 8/26/2013 at StL (2nd inning)
Back-to-back triples.....	Barry Larkin & Dmitri Young, 6/29/2000 vs StL (3rd inning)

7 homers in a game, opponent (club record, 6 times).....	Last: 7/26/2018 vs Phi
6 or 7 homers in a game, opponent.....	7/26/2018 vs Phi (7 HR, club record)
3 homers, all in extra innings.....	6/21/2010 at Oak (Ramon Hernandez, Joey Votto, Scott Rolen)
2 grand slams in a game.....	4/21/2015 at Mil (Jay Bruce, Todd Frazier), tying club record (4th time)
3 homers in an inning.....	8/23/2017 vs Cubs, Joey Votto, Eugenio Suarez, Scott Schebler, all off Hector Rondon (9th inning)
4 homers in an inning.....	7/4/2010 at Cubs, Brandon Phillips, Jonny Gomes, Corky Miller, Drew Stubbs (7th inning)
3 or 4 HR in an inning, opponent.....	3, 8/12/2018 vs Ari, Eduardo Escobar, Paul Goldschmidt, David Peralta, all off Keury Mella (9th inning)
3 consecutive homers.....	Pitcher Mike Leake, Zack Cozart & Drew Stubbs, 5/21/2012 vs Atl, all off Mike Minor (4th inning)
3 consecutive homers, opponent.....	Alex Avila, Ian Happ & Javier Baez, 8/17/2017 at Cubs, all off Scott Feldman (4th inning)
20 HR, 3-game series, both teams (club record).....	9/3-9/5, 1999 at Phi (Cin 15, Phi 5)
2 pinch-hit homers in 1 game.....	6/24/18 vs Cubs, pitcher Michael Lorenzen (5th inning) & Alex Blandino (7th inning)
10-run or more inning.....	10, 8/24/2015 vs Det (6th inning)
10-run or more inning, opponent.....	10, 7/26/2015 at Col (3rd inning)
10 runs scored, 3 consecutive games.....	5/13-5/15, 1998 vs Fla (10-4, 11-8) & vs Cubs (11-3)
10 runs allowed, 3 consecutive games.....	8/23-8/25, 2010 at SF (2-11, 5-16, 11-12 in 12 innings)
Triple play.....	30 times, most recently on 7/25/2017 at NYY (Frazier 6-6-3-5-6; Peraza, Votto, Suárez, Peraza)
Triple play by opponent.....	9/23/2016 at Mil (Joey Votto line out, 3-6-3)
Turn 6 GDP in a game.....	6/20/1925 vs NYG & 5/1/1955 at NYG (16 innings)
Turn 5 GDP in a game.....	8/27/2015 vs LAD
10 stolen bases in a game.....	5/29/1913 at StL (club record)
9 stolen bases in a game.....	5/30/1976 vs LA
7 stolen bases in a game.....	5/18/1997 vs SD
6 stolen bases in a game.....	6/29/2015 vs Min
4 or 5 stolen bases in an inning.....	5, 4/19/2016 vs Col, Jay Bruce 2, Tyler Holt, Billy Hamilton, Joey Votto (2nd inning)
Combined 1-hitter, Reds pitchers.....	6/30/2014 at SD (Mat Latos 7.0, Sam LeCure 1.0, Tommy Medica single, 1-0 loss)
Combined 1-hitter, opponent.....	4/25/2013 at Wsh (Gio Gonzalez 8.0, Rafael Soriano 1.0, Joey Votto HR, 8-1 loss)
Loss When Allowing 1 Hit.....	6/30/2014 at SD (Mat Latos 7.0, Sam LeCure 1.0, Tommy Medica single, 1-0 loss)
4 straight CG.....	6/3/1981 at SF (Frank Pastore, 6-2 win), 6/5/1981 vs Mtl (Mario Soto, 6-3 win), 6/6/1981 vs Mtl (Tom Seaver, 9-3 win), 6/7/1981 vs Mtl (Bruce Berenyi, 2-0 win)
3 straight CG.....	7/29/1984 at LA (Mario Soto, 1-0 loss), 7/31/1984 vs SF (Jay Tibbs, 3-0 win), 8/1/1984 vs SF (Joe Price, 6-3 win)
2 straight CG.....	7/1/2013 vs SF (Bronson Arroyo, 8-1 win, 6 inn) & 7/2/2013 vs SF (Homer Bailey, 3-0, no-hitter)
2 straight CG shutouts.....	5/11/2010 at Pit (Johnny Cueto, 9-0 win, 1-hitter) & 5/12/2010 at Pit (Homer Bailey, 5-0 win, 4-hitter)
3 straight CG shutouts (only twice in team history).....	6/18-6/20, 1908 at Phi (Bob Ewing, Billy Campbell, Andy Coakley 6/21-6/23, 1963 vs Hou (Jim Maloney, John Tsitouris, Bob Purkey)
2 straight CG, opponent.....	9/7/2003 at StL (Matt Morris, 9-0 loss) & 9/8/03 vs Pit (Josh Fogg, 9-1 loss)
3 blown saves in a game.....	5/25/2008 at SD (David Weathers, Francisco Cordero, Bill Bray)
6 errors in a game.....	9/23/2006 vs Cubs (Ray Olmedo 2, Dewayne Wise, Edwin Encarnacion, Javier Valentin, Brandon Phillips)
5 errors in a game.....	8/24/2008 at Col (Jay Bruce 2, Brandon Phillips, Joey Votto, Edwin Encarnacion)
4 run-scoring walks in a game, Reds pitchers.....	7/17/2016 at Cle (Steve Delabar 4, all in the 5th inning)
Most walks issued in a 4-game series.....	30 walks, 5/18-5/20, 2018 vs Cubs (club record)

Individual

Hit for the cycle.....	Eric Davis, 6/2/1989 vs SD
Hit for the cycle, opponent.....	Christian Yelich, twice in 2018, 8/29 at GABP & 9/17 at Miller Park
Inside-the-park home run.....	Jay Bruce, 6/15/2012 at NYM (Dillon Gee) (Ramon Santiago, 7/6/2014 vs Mil, after review was overturned as a putout by the RF because of fan interference)
Inside-the-park home run, opponent.....	Anthony Rizzo, 6/29/2016 vs Cubs (Cody Reed)
Switch-hit homers in a game.....	Javier Valentin, 7/17/2005 vs Col (Jamey Wright & Brian Fuentes)
Switch-hit homers in a game, opponent.....	Ben Zobrist, 4/13/2014 vs TB (off Tony Cingrani & Nick Christiani)
Pinch-hit grand slam homer.....	Pitcher Michael Lorenzen, 6/30/2018 vs Mil off Jacob Barnes
Pinch-hit grand slam homer, opponent.....	Hunter Renfro, 6/3/2018 at SD off Luis Castillo
Pinch hit by a pitcher.....	Michael Lorenzen, 3 times in 2018, Last: 6/30/2018 vs Mil, grand slam off Jacob Barnes
Pinch hit by a pitcher, opponent.....	Adam Wainwright, 4/8/2017 at StL, single off Drew Storen
Pinch-hit walk by a pitcher.....	Michael Lorenzen, 6/27/2018 at Atl off A.J. Minter
Pinch-hit walk by a pitcher, opponent.....	Jacob deGrom, 9/9/2017 at NYM off Homer Bailey

Home run in 1-0 win Jay Bruce, twice in 2015, 7/10 at Mia off David Phelps & 7/29 at St. Louis off John Lackey
Home run in 1-0 loss RHP Gerrit Cole, 8/26/2017 at Pit off Luis Castillo

Homer in 1st ML plate appearance Pinch hitter Ted Tappe, 9/14/1950 at Brooklyn
Homer in 1st Reds plate appearance Curt Casali, 6/2/2018 at SD off Eric Lauer
Homer as 1st ML hit Phillip Ervin, 8/16/2017 at Cubs off Hector Rondon
Pinch-hit homer as 1st ML hit Juan Francisco, 9/18/2009 vs Fla off Leo Nunez

2 homers in an inning Aaron Boone, 8/9/2002 vs SD off Brett Tomko (1st inning)
3 homers in a game, opponent Adrian Gonzalez, 8/22/2016 vs LAD off Jumbo Diaz & Blake Wood 2
4 homers in a game, opponent Mark Whiten, 9/7/1993/g2 vs StL (4hr, 12rbi)

16 total bases, opponent Kris Bryant, 6/27/2016 vs Cubs (2 2b, 3 HR)

Home run by a pitcher, Starter Anthony DeSclafani, 6/23/2018 vs Cubs off Brian Duensing (grand slam)
Home run by a pitcher, Reliever Michael Lorenzen (4x in 2018, 2x at PH, 2x as RP), Last as RP: 8/29/2018 vs Mil off Taylor Williams
Home run by a pitcher, opponent 3 HR in 2017, Last: Gerrit Cole, 8/26 vs Pit off Luis Castillo
Pinch-hit home run by a pitcher Michael Lorenzen, twice in 2018, 6/30 vs Mil off Jacob Barnes (grand slam)
& 6/24 vs Cubs off Mike Montgomery

Pinch-hit home run by a pitcher, opponent Travis Wood, 7/4/2016 at Chi off Blake Wood
4 homers in a season, pitcher as primary position Michael Lorenzen, 2018 (2 as a pitcher, 2 as a pinch hitter)
3 homers in a season, pitcher Micah Owings, 2009

Grand slam by a Reds pitcher Twice in 2018, Michael Lorenzen, 6/30/2018 vs Mil off Jacob Barnes (pinch-hit)
& Anthony DeSclafani, 6/23/2018 vs Cubs off Brian Duensing
Grand slam by an opposing pitcher Chris Carpenter, 10/1/2009 vs StL off Kip Wells

Leadoff home run 5 times in 2018, Last: Scott Schebler, 9/16/2018 at Cubs off José Quintana
Leadoff home run, 1st pitch Twice in 2018, Scott Schebler twice, 7/2 vs WSox off James Shields & 9/16 at Cubs off José Quintana
Leadoff home run, opponent 5 times in 2018, Last: Christian Yelich, 8/22 at Mil off Robert Stephenson
Leadoff home runs by Reds & opponent, same game ... 5/30/2016 at Col, Cin's Zack Cozart (Chad Bettis) & Charlie Blackmon (Dan Straily)
Consecutive homers to lead off 1st Alex Ochoa & Barry Larkin, 6/26/2001 at StL off Andy Benes
Consecutive homers to lead off 1st, opponent Jimmy Rollins & Wil Nieves, 5/18/2014 at Phi off Tony Cingrani
3 consecutive homers to lead off 1st, opponent Rickie Weeks, J.J. Hardy & Ryan Braun, 9/9/2007 vs Mil off Phil Dumatrait
2 consecutive homers to lead off season, opponent Rickie Weeks & Carlos Gomez, 3/31/2011 vs Mil off Edinson Volquez

Game-ending homer Phillip Ervin, 8/17/2018 vs SF off Ray Black (11th inning)
Game-ending homer, opponent David Bote, 8/24/2018 at Cubs off Raisel Iglesias (10th inning)
Game-ending homer on Opening Day Ramon Hernandez, 2011 vs Mil off John Axford
Game-ending pinch-hit homer Laynce Nix, 5/3/2010 vs NYM off Manny Acosta
Game-ending pinch-hit homer, opponent Ike Davis, 4/5/2014 at NYM off J.J. Hoover (grand slam)
Game-ending grand slam Todd Frazier, 6/17/2015 vs Det off Joakim Soria
Game-ending grand slam, opponent Pinch hitter Ike Davis, 4/5/2014 at NYM off J.J. Hoover
Game-ending pinch-hit grand slam Don Pavletich, 6/11/1967 vs Hou off Dan Schneider
Game-ending pinch-hit grand slam, opponent Ike Davis, 4/5/2014 at NYM off J.J. Hoover
Game-ending hit, Reds pitcher Randy Keisler, 5/24/2005 vs Wsh, singled off Luis Ayala, 4-3 win in 14 innings

Homer in 3, 4 or 5 straight games Eugenio Suárez (5 games, tied club record), 7/23-7/27, 2018 (5hr)
2 homers in each of 2 consecutive games Todd Frazier, 6/16 & 6/17, 2015 vs Det
5 homers in 2 games Barry Larkin, 6/27/1991 vs SD (2hr) & 6/28/1991 vs Hou (3hr)
Homer in 4 straight plate appearances 4 (club record), Scooter Gennett, 6/6/2017 vs StL

3 hits in ML debut Jay Bruce, 5/27/2008 vs Pit
Hit in 1st ML plate appearance, pitcher Josh Smith, 6/23/2015 at Pit (singled off Jeff Locke)
Hit in 1st ML plate appearance, player Devin Mesoraco, 9/3/2011 at StL (doubled on first pitch from Mitchell Boggs)

Hits in 10 consecutive at bats Woody Williams, 9/5-9/6, 1943 & Bip Roberts, 9/19-9/23, 1992 (club record)
Hits in 8 or 9 consecutive at bats 9 at bats, Dmitri Young, 6/27-6/29, 2001
Hits in 7 consecutive at bats Scooter Gennett, 5/26-5/27, 2018 (7 consecutive plate apps)

Reach base safely in 6 consecutive plate apps, pinch hitter Fred Lewis, 6/13-7/2, 2011
Reach base safely in 5 consecutive plate apps, pinch hitter Jesse Winker, 4/16-5/4, 2018 (BB, RBI-1B, 2B, 1B, 1B)
Hits in 4 consecutive plate apps, pinch hitter Jesse Winker, 4/23-5/4, 2018 (RBI-1B, 2B, 1B, 1B)
Hits in 5 consecutive plate apps, pinch hitter Rick Auerbach, 8/14-9/13, 1978

2 hits in an inning, player.....	5 times in 2018, Last: Eugenio Suárez, 9/8 vs SD (2nd inning)
2 hits in an inning, pitcher.....	Mark Portugal, 6/29/1996 vs Cubs
2 hits in an inning, at least 3 batters.....	7 batters (Major League record), 8/3/89 vs Hou (1st inning, 14 runs)
2 hits in an inning, 2 batters.....	Joey Votto & Scooter Gennett, 4/27/2018 at Min (5th inning)
6 hits in a game.....	Walker Cooper, 7/6/1949 vs Cubs
6 hits in a game, opponent.....	Christian Yelich, 8/29/2018 vs Mil
5 hits in a game.....	3 times in 2018, Last: Tucker Barnhart, 9/28 vs Pit (3 singles, 1 triple, 1 HR, 2 RBI)
5 hits in a game, Rookie.....	Steve Selsky, 9/26/2016 at StL
Multi-hit game by a pitcher.....	Luis Castillo (2 hits), 4/6/2018 at Pit
3 hits in a game by a pitcher.....	Mike Leake, 7/24/2013 at SF
4 hits in a game by a pitcher.....	Bobby Livingston, 7/16/2007 at Atl
5 hits in a game by a pitcher.....	Pete Donohue, 5/22/1925 at Phi
4 doubles in a game (ties club record).....	Billy Hatcher, 8/21/1990 vs Cubs
3 doubles in a game.....	Twice in 2018, José Peraza, 8/15 vs Cle & Eugenio Suárez, 7/13 at StL
2 doubles in an inning.....	Jay Bruce, 5/11/2013 vs Mil (3rd Inning)
1 double & 1 homer in an inning.....	Eugenio Suárez, 8/24/2015 vs Det (6th inning)
1 triple & 1 homer in an inning.....	Brandon Phillips, 8/24/2015 vs Det (6th inning)
2 triples in a game.....	Billy Hamilton, 8/19/2018 vs SF
2 triples in a game, opponent.....	Michael Tucker, 9/19/2001 vs Cubs
Pinch-hit triple.....	Twice in 2016, Hernan Iribarren twice, 9/5 vs NYM off Bartolo Colon & 9/6 vs NYM off Rafael Montero
Triple by a pitcher.....	3 times in 2015, Michael Lorenzen on 6/11 at Cubs, Raisel Iglesias on 9/2 at Cubs, Josh Smith on 9/19 at Mil
5 runs in a game.....	Sean Casey & Jeffrey Hammonds, 5/19/1999 at Col
4 runs in a game.....	Twice in 2018, Phillip Ervin, 9/7 vs SD & José Peraza, 8/28 vs Mil
2 runs in an inning.....	Joey Votto, 4/7/2016 vs Phi (4th inning)
7, 8, 9 or 10 RBI in a game.....	10 (club record), Walker Cooper, 7/6/1949 vs Cubs & Scooter Gennett, 6/6/2017 vs StL
5 or 6 RBI in a game.....	Scooter Gennett, 5/22/2018 vs Pit
5 RBI in a game, pitcher.....	Paul Derringer, 8/20/1937 vs Cubs
5 RBI in a game, pitchers.....	8/19/2016 vs LAD, Tim Adleman 2 & Michael Lorenzen 3
4 RBI in a game, pitcher.....	Twice in 2018, Starter Anthony DeSclafani, 6/23/2018 vs Cubs (grand slam off Brian Duensing) & pinch hitter Michael Lorenzen, 6/30/2018 vs Mil (grand slam off Jacob Barnes)
3 RBI in a game, pitcher.....	Reliever Michael Lorenzen, 8/29/2018 vs Mil (3-run HR off Taylor Williams)
Straight steal of home.....	Brandon Phillips, 7/10/2009 at NYM (Fernando Nieve pitching)
Straight steal of home, opponent.....	Wil Myers, 7/31/2016 at SD (Homer Bailey pitching)
Steal of home on a double steal.....	Adam Dunn, 9/10/2004 vs Mil (Austin Kearns to second base)
Steal of home on a double steal, opponent.....	Starling Marte, 4/11/2017 at Pit (Gregory Polanco to second base, Rookie Davis pitching)
Stolen base, pitcher.....	Tony Cingrani, 9/5/2013 vs StL
Stolen base, opposing pitcher.....	John Lackey, 8/16/2017 at Cubs (Homer Bailey pitching)
Caught stealing, pitcher.....	Steve Parris, 6/5/2000 vs WSox
5 walks in a game.....	5, Joey Votto, 8/27/2017 vs Pit (tied club record)
4 walks in a game.....	Twice in 2018, Joey Votto twice, 6/10 vs StL & 4/21 at StL
4 strikeouts in an inning, Reds batters.....	9/17/2011 vs Mil vs Yovani Gallardo (Mesoraco, Volquez, Phillips, Renteria)
1-hitter, solo (pitched fewer than 9ip).....	Ewell Blackwell, 9/12/1950 at BRK (3-1 loss, pitched 8 innings)
1-hitter, solo, in a win (pitched fewer than 9ip).....	Ralph Works, 9/28/1912 at Cubs (12-1 win, pitched 7 innings)
1-hitter, solo (9ip).....	RHP Johnny Cueto, 5/11/2010 at Pit (5-0 win) & LHP John Smiley, 9/22/1996/g2 vs StL (6-0 win)
1-hitter, solo, opponent (9ip).....	RH Jameson Taillon, 4/8/2018 at Pit (Mahle 1B) & LH Madison Bumgarner, 6/28/2012 at SF (Hanigan 1B)
1-hitter, opponent, Reds pitcher with the only hit.....	Tyler Mahle single off Jameson Taillon CG, 4/8/2018 at Pit
2-hitter, solo.....	RHP Bronson Arroyo, 7/1/2013 vs SF (8-1 win, 6 innings)
2-hitter, solo, 9 innings.....	RHP Johnny Cueto, 7/7/2015 at Wsh (5-0 win)
Last Reds pitcher to lose a no-hitter after the 6th inning.....	RHP Tyler Mahle, 4/24/2018 vs Atl, Freddie Freeman solo HR leading off 7th
1st win & 1st hit, Major League debut.....	RHP Larry Luebbers, 7/3/1993 vs Pit (single, 5-3 win)
1st win & 1st hit, same game.....	RHP Jon Moscot, 6/10/2015 vs Phi (single, 5-2 win)
Win in Major League debut, starter.....	RHP Robert Stephenson, 4/7/2016 vs Phi (10-6) & LHP Amir Garrett, 4/7/2017 at StL (2-0)
Win in Major League debut, reliever.....	RHP Carlos Fisher, 5/24/2009 vs Cle (4-3 win)
Win in 1st Major League start.....	LHP Amir Garrett, 4/7/2017 at StL (2-0) & RHP Robert Stephenson, 4/7/2016 vs Phi (10-6)
Wins in first 2 Major League starts.....	RHP Robert Stephenson, 4/7 & 4/19, 2016 & LHP Amir Garrett, 4/7 & 4/12, 2017
Win in first 3 Major League starts.....	RHP Wayne Simpson, 4/9-4/19, 1970

6 strikeouts to begin a game (club record)LHP Amir Garrett, 8/25/2017 vs Pit

Shutout in 1st Major League start.....LHP Charlie Leibrandt, 4/13/1980 vs Atl (5-0 win)

Shutout by a rookie.....RHP Kevin Jarvis, 5/10/1995 at Fla (2-0 win, 2-hitter)

Complete game by a rookie.....RHP Rob Bell, 9/13/2000 vs Chi (13-3 win) & LHP Lance Davis, 7/16/2001 vs Det (9-1 win)

Complete game in 1st Major League start.....RHP Jeff Russell, 8/13/1983 vs SD (3-1 win)

Complete game, shortened by rainRHP Bronson Arroyo, 7/1/2013 vs SF (8-1 win, 6 innings)

5 homers allowed in a game, RHP Scott Feldman, 8/17/2017 at Cubs (tied club record)

5 homers allowed in a game, LHP Brandon Claussen, 7/18/2005 vs Cubs (tied club record)

4 homers allowed in a game, RHPMatt Harvey, 7/22/2018 vs Pit

4 homers allowed in a game, LHP Amir Garrett, 5/23/2017 vs Cle

4 homers allowed in an inning, RHP Scott Feldman, 8/17/2017 at Cubs (4th inning)

4 homers allowed in an inning, LHP Brandon Claussen, 4/22/2006 at Mil (4th inning)

3 homers allowed in an inning, RHPKeury Mella, 8/12/2018 vs Ari (9th inning)

3 homers allowed in an inning, LHPBrandon Finnegan, 7/5/2016 at Cubs (3rd inning)

2 straight complete gamesRHP Johnny Cueto, 4/16/2014 vs Pit (4-0 win) & 4/22/2014 at Pit (4-1 win)

3 straight complete games RHP Jose Rijo, 9/17-9/26, 1990

5 straight complete games LHP Tom Browning, 8/3-8/22, 1989

6 straight complete games RHP Tom Seaver, 8/6-8/31, 1977

2 straight complete-game shutoutsRHP Tom Seaver, 9/20/1977 at SD (4-0 win) & 9/25/1977 at Atl (4-0 win)

Complete game, both pitchers.....Cin's Brandon Finnegan & LA's Clayton Kershaw, 1-0 Reds loss on 5/23/2016 at LAD

Position player to pitch5 times in 2018 by 4 players, Last: IF/OF Brandon Dixon, 8/31/2018 at StL (12-5 Reds loss)

Position player to pitch, opponent3 times in 2018, 3B Chase d'Arnaud, 8/19 vs SF (11-4 Reds win),
C Erik Kratz, 6/30 vs Mil (12-3 Reds win) & C Chris Gimenez, 6/23 vs Cubs (11-2 Reds win)

Position player to catch Harry Spilman, 1g (2ip) in 1980

Pitcher to play another positionMichael Lorenzen, played RF, 8/13/2018 vs Cle (9th inning, 10-3 loss)

Pitcher to play another position, opponent Travis Wood, Pedro Strop & Spencer Patton, all in LF, all on 6/28/2016 vs Cubs (15 innings)

Pitcher to appear in both games of a doubleheader LHP Bill Bray, 6/22/2011 vs NYY (1.0ip, 0.2ip)

3 errors in a game3B Jack Hannahan 8/10/2013 vs SD

3 errors in a game, pitcher..... Ramon Ortiz, 8/7/2005 vs Fla

4 errors in a gamePokey Reese, Opening Day 1998 vs SD

3 errors in an inning.....Pokey Reese, Opening Day 1998 vs SD (3rd inning)

3 passed balls in a game.....Jason LaRue, 8/14/2002 vs Ari

2 balks in a game RHP Johnny Cueto, 4/22/2015 at Mil & LHP Chris Hammond, 8/18/1990 vs Pit

3 batters hit by a pitch, inning..... Drew Storen, 5/8/2017 vs NYY (7th inning)

Walkoff win, walk 5/19/2018/g1 vs Cubs, Billy Hamilton walked off Justin Wilson to score Scott Schebler (5-4 win, 11 innings)

Walkoff win, walk, opponent.....7/8/2018 at Cubs, David Bote walked off Jackson Stephens to score Willson Contreras (6-5 win, 10 innings)

Walkoff win, wild pitch/passed ball 7/17/2016 vs Mil, Billy Hamilton scored on a Jonathan Lucroy passed ball

Walkoff win, wild pitch/passed ball, opponent8/12/2017 at Mil, wild pitch by Tim Adleman scored Erik Sogard (6-5 loss, 10 innings)

8/16/2017 at Cubs, wild pitch by Blake Wood scored Javier Baez (7-6 loss)

2019 NOTES





POSTSEASON

From 2010–2013, the Reds appeared in the Postseason in 3 of 4 seasons, including NL Central Division championships in 2010 and 2012 and a berth in the 2013 Wild Card Game. In club history, that Postseason stretch is matched only by the teams that made 6 playoff appearances during the Big Red Machine era (1970, '72, '73, '75, '76, '79).



REDS POSTSEASON HISTORY

15 POSTSEASON APPEARANCES

1919 * 1939 * 1940 * 1961 * 1970 * 1972 * 1973
1975 * 1976 * 1979 * 1990 * 1995 * 2010 * 2012 * 2013

5 WORLD SERIES TITLES

1919 * 1940 * 1975 * 1976 * 1990

9 NATIONAL LEAGUE PENNANTS

1919 * 1939 * 1940 * 1961 * 1970 * 1972 * 1975 * 1976 * 1990

10 DIVISION TITLES

1970 * 1972 * 1973 * 1975 * 1976 * 1979 * 1990 * 1995 * 2010 * 2012

In 1994, the Reds moved from the National League West to the NL Central.

Reds Postseason Record by Opponent

Franchise	NLWC	NLDS	NLCS	WS	Total
Arizona	--	--	--	--	--
Atlanta	--	--	0-4 (0-1)	--	0-4 (0-1)
Baltimore	--	--	--	1-4 (0-1)	1-4 (0-1)
Boston	--	--	--	4-3 (1-0)	4-3 (1-0)
Chicago (AL)	--	--	--	5-3 (1-0)	5-3 (1-0)
Chicago (NL)	--	--	--	--	--
Cleveland	--	--	--	--	--
Colorado	--	--	--	--	--
Detroit	--	--	--	4-3 (1-0)	4-3 (1-0)
Houston	--	--	--	--	--
Kansas City	--	--	--	--	--
Los Angeles (AL)	--	--	--	--	--
Los Angeles (NL)	--	3-0 (1-0)	--	--	3-0 (1-0)
Miami	--	--	--	--	--
Milwaukee	--	--	--	--	--
Minnesota	--	--	--	--	--
New York (NL)	--	--	2-3 (0-1)	--	2-3 (0-1)
New York (AL)	--	--	--	5-8 (1-2)	5-8 (1-2)
Oakland	--	--	--	7-4 (1-1)	7-4 (1-1)
Philadelphia	--	0-3 (0-1)	3-0 (1-0)	--	3-3 (1-1)
Pittsburgh	0-1 (0-1)	--	13-7 (4-1)	--	13-8 (4-2)
St. Louis	--	--	--	--	--
San Diego	--	--	--	--	--
San Francisco	--	2-3 (0-1)	--	--	2-3 (0-1)
Seattle	--	--	--	--	--
Tampa Bay	--	--	--	--	--
Texas	--	--	--	--	--
Toronto	--	--	--	--	--
Washington	--	--	--	--	--
Totals	0-1 (0-1)	5-6 (1-2)	18-14 (5-3)	26-25 (5-4)	49-46 (11-10)
Home Record	0-0	1-4	9-7	13-13	23-24
Road Record	0-1	4-2	9-7	13-12	26-22

(Series records in parentheses)

REDS POSTSEASON RESULTS

Year	Series	Opp	Result
1919	WS	Chi	W, 5-3
1939	WS	NYN	L, 4-0
1940	WS	Det	W, 4-3
1961	WS	NYN	L, 4-1
1970	NLCS	Pit	W, 3-0
	WS	Bal	L, 4-1
1972	NLCS	Pit	W, 3-2
	WS	Oak	L, 4-3
1973	NLCS	NYM	L, 3-2
1975	NLCS	Pit	W, 3-0
	WS	Bos	W, 4-3
1976	NLCS	Phi	W, 3-0
	WS	NYN	W, 4-0
1979	NLCS	Pit	L, 3-0
1990	NLCS	Pit	W, 4-2
	WS	Oak	W, 4-0
1995	NLDS	LAD	W, 3-0
	NLCS	Atl	L, 4-0
2010	NLDS	Phi	L, 3-0
2012	NLDS	SF	L, 3-2
2013	NLWC	Pit	L, 1-0

REDS POSTSEASON MVPs

Year	Series	Player
1975	WS	Pete Rose
1976	WS	Johnny Bench
1990	NLCS	Rob Dibble
1990	NLCS	Randy Myers
1990	WS	Jose Rijo

CLUBS WITH MULTIPLE WORLD SERIES TITLES

Team	Total
New York Yankees	27
St. Louis Cardinals	11
Boston Red Sox	9
Cincinnati Reds	5
New York Giants	5
Philadelphia Athletics	5
Pittsburgh Pirates	5
Los Angeles Dodgers	5
Detroit Tigers	4
Oakland Athletics	4
Baltimore Orioles	3
Chicago Cubs	3
Chicago White Sox	3
San Francisco Giants	3
Cleveland Indians	2
Florida Marlins	2
Kansas City Royals	2
Minnesota Twins	2
New York Mets	2
Philadelphia Phillies	2
Toronto Blue Jays	2

REDS ALL-TIME POSTSEASON ROSTER

Anthony, Eric..... 1995	Eastwick, Rawly..... 1975, '76	Luque, Dolf..... 1919	Shoffner, Milt..... 1940
Armbrister, Ed..... 1973, '75, '76	Edwards, Johnny..... 1961	Lynch, Jerry..... 1961	Simmons, Al..... 1939
Armstrong, Jack..... 1990	Eller, Hod..... 1919	Magee, Sherry..... 1919	Simon, Alfredo..... 2012, '13
Arnovich, Morrie..... 1940	Fisher, Ray..... 1919	Mahler, Rick..... 1990	Smiley, John..... 1995
Arredondo, Jose..... 2012	Flynn, Doug..... 1976	Maloney, Jim..... 1961	Smith, Jimmy..... 1919
Arroyo, Bronson..... 2010, '12	Foster, George..... 1972, '73,	Marshall, Sean..... 2012, '13	Soto, Mario..... 1979
Auerbach, Rick..... 1979	75, '76, '79	Masset, Nick..... 2010	Spilman, Harry..... 1979
Bailey, Homer..... 2010, '12	Francisco, Juan..... 2010	May, Lee..... 1970	Stahl, Larry..... 1973
Bair, Doug..... 1979	Frazier, Todd..... 2012, '13	McCormick, Frank..... 1939, '40	Stewart, Jimmy..... 1970
Baker, Bill..... 1940	Freeze, Gene..... 1961	McCormick, Mike..... 1940	Stubbs, Drew..... 2010, '12
Bates, Billy..... 1990	Frey, Lonny..... 1939, '40	McEnaney, Will..... 1975, '76	Taubensee, Eddie..... 1995
Beggs, Joe..... 1940	Gagliano, Phil..... 1973	McGlothlin, Jim..... 1970, '72	Thompson, Junior..... 1939, '40
Bell, Gus..... 1961	Gamble, Lee..... 1939	McRae, Hal..... 1970, '72, '73	Tolan, Bobby..... 1970, '72, '73
Bench, Johnny..... 1970, '72,	Gant, Ron..... 1995	Menke, Denis..... 1972, '73	Tomlin, Dave..... 1973, '79
73, '75, '76, '79	Gernert, Dick..... 1961	Merritt, Jim..... 1970	Turner, Jim..... 1940
Benzinger, Todd..... 1990	Geronimo, Cesar..... 1972, '73,	Mesoraco, Devin..... 2013	Uhlaiender, Ted..... 1972
Berger, Wally..... 1939	75, '76, '79	Moore, Whitey..... 1939, '40	Valdez, Wilson..... 2012
Billingham, Jack..... 1972, '73,	Gomes, Jonny..... 2010	Morgan, Joe..... 1972, '73,	Vander Meer, Johnny..... 1940
75, '76	Goodman, Ival..... 1939, '40	75, '76, '79	Volquez, Edinson..... 2010
Blasingame, Don..... 1961	Granger, Wayne..... 1970	Morris, Hal..... 1990, '95	Votto, Joey..... 2010, '12, '13
Bongiovanni, Nino..... 1939	Griffey, Ken Sr..... 1973, '75, '76	Myers, Billy..... 1939, '40	Walters, Bucky..... 1939, '40
Boone, Bret..... 1995	Grimsley, Ross..... 1972, '73	Myers, Randy..... 1990	Walton, Jerome..... 1995
Borbon, Pedro..... 1972, '73,	Grissom, Lee..... 1939	Navarro, Diones..... 2012	Washburn, Ray..... 1970
75, '76	Groh, Heinie..... 1919	Neale, Greasy..... 1919	Wells, David..... 1995
Bordagaray, Frenchy..... 1939	Guise, Witt..... 1940	Nelson, Roger..... 1973	Werber, Billy..... 1939, '40
Braggs, Glenn..... 1990	Gullett, Don..... 1970, '72,	Nix, Laynce..... 2010	Wilcox, Milt..... 1970
Branson, Jeff..... 1995	73, '75, '76	Nolan, Gary..... 1970, '72,	Wilson, Jimmie..... 1940
Brantley, Jeff..... 1995	Hague, Joe..... 1972	75, '76	Wingo, Ivey..... 1919
Bravo, Angel..... 1970	Hall, Tom..... 1972, '73	Norman, Fred..... 1973, '75,	Winningham, Herm..... 1990
Bray, Bill..... 2010	Hamilton, Billy..... 2013	76, '79	Wood, Travis..... 2010
Brosnan, Jim..... 1961	Hanigan, Ryan..... 2010, '12, '13	Oester, Ron..... 1990	Woodward, Woody..... 1970
Browning, Tom..... 1990	Hannah, Jack..... 2013	Oliver, Joe..... 1990	Zachry, Pat..... 1976
Broxton, Jonathan..... 2012	Harris, Lenny..... 1995	Ondrusek, Logan..... 2010, '13	Zimmerman, Jerry..... 1961
Bruce, Jay..... 2010, '12, '13	Hatcher, Billy..... 1990	O'Neill, Paul..... 1990	
Burba, Dave..... 1995	Heisey, Chris..... 2010, '12, '13	O'Toole, Jim..... 1961	
Cabrera, Orlando..... 2010	Helms, Tommy..... 1970	Parra, Manny..... 2013	
Cairo, Miguel..... 2010, '12	Henry, Bill..... 1961	Pastore, Frank..... 1979	
Carbo, Bernie..... 1970	Hernandez, Ramon..... 2010	Paul, Xavier..... 2012, '13	
Cardenas, Leo..... 1961	Hernandez, Xavier..... 1995	Perez, Tony..... 1970, '72,	
Carrasco, Hector..... 1995	Hershberger, Willard..... 1939	73, '75, '76	
Carroll, Clay..... 1970, '72,	Hoover, J.J..... 2012, '13	Phillips, Brandon..... 2010, '12, '13	
73, '75	Howard, Thomas..... 1995	Pinson, Vada..... 1961	
Chacon, Elio..... 1961	Hume, Tom..... 1979	Portugal, Mark..... 1995	
Chaney, Darrel..... 1970, '72,	Hunt, Ken..... 1961	Post, Wally..... 1961	
73, '75	Hutchings, Johnny..... 1940	Purkey, Bob..... 1961	
Chapman, Aroldis..... 2010, '12, '13	itzuris, Cesar..... 2013	Quinones, Luis..... 1990	
Charlton, Norm..... 1990	Jackson, Danny..... 1990	Rariden, Bill..... 1919	
Choo, Shin-Soo..... 2013	Jackson, Mike..... 1995	Rath, Morrie..... 1919	
Cline, Ty..... 1970	Janish, Paul..... 2010	Reed, Jeff..... 1990	
Cloninger, Tony..... 1970	Javier, Julian..... 1972	Rettenmund, Merv..... 1975	
Coleman, Gordy..... 1961	Jay, Joey..... 1961	Rhodes, Arthur..... 2010	
Collins, Dave..... 1979	Johnson, Darrell..... 1961	Riddle, Elmer..... 1940	
Concepcion, Dave..... 1970, '72,	Johnson, Ken..... 1961	Riggs, Lew..... 1940	
73, '75, '76, '79	Jones, Sherman..... 1961	Rijo, Jose..... 1990	
Corrales, Pat..... 1970	Joost, Eddie..... 1940	Ring, Jimmy..... 1919	
Cozart, Zack..... 2012, '13	Kasko, Eddie..... 1961	Ripple, Jimmy..... 1940	
Craft, Harry..... 1939, '40	King, Hal..... 1973	Robinson, Derrick..... 2013	
Crosby, Ed..... 1973	Knight, Ray..... 1979	Robinson, Frank..... 1961	
Crowley, Terry..... 1975	Kopf, Larry..... 1919	Rosen, Scott..... 2010, '12	
Cruz, Hector..... 1979	Kosco, Andy..... 1973	Role, Pete..... 1970, '72,	
Cueto, Johnny..... 2010, '12, '13	LaCoss, Mike..... 1979	73, '75, '76	
Darcy, Pat..... 1975	Larkin, Barry..... 1990, '95	Roush, Edd..... 1919	
Daubert, Jake..... 1919	Latos, Mat..... 2012	Ruether, Dutch..... 1919	
Davis, Eric..... 1990	Leake, Mike..... 2012, '13	Sabo, Chris..... 1990	
Derringer, Paul..... 1939, '40	LeCure, Sam..... 2012, '13	Sallee, Slim..... 1919	
Dibble, Rob..... 1990	Leibrandt, Charlie..... 1979	Sanders, Reggie..... 1995	
Driessen, Dan..... 1973, '75,	Lewis, Darren..... 1995	Santiago, Benito..... 1995	
76, '79	Lewis, Mark..... 1995	Sarmiento, Manny..... 1976	
Duke, Zach..... 2013	Lombardi, Ernie..... 1939, '40	Schourek, Pete..... 1995	
Duncan, Mariano..... 1990, '95	Ludwick, Ryan..... 2012, '13	Scudder, Scott..... 1990	
Duncan, Pat..... 1919	Lum, Mike..... 1976	Seaver, Tom..... 1979	

**REDS POSTSEASON INDIVIDUAL BATTING RECORDS**

Batting Average (Series, Minimum 10 PA).....	.750, Billy Hatcher (9-for-12, 1990 WS vs Oak)
Batting Average (Postseason, Minimum 10 PA).....	.571, Ivey Wingo, 1919 (4-for-7)
Slugging Percentage (Series, Minimum 10 PA).....	1.250, Billy Hatcher (9-for-12, 4 2b, 3b, 1990 WS vs Oak)
Slugging Percentage (Postseason, Minimum 10 PA).....	.926, Johnny Bench, 1976 (12-for-27, 2 2b, 3b, 3hr)
On-Base Percentage (Series, Minimum 10 PA).....	.800, Billy Hatcher (9-for-12, 2bb, hbp, 1990 WS vs Oak)
On-Base Percentage (Postseason, Minimum 10 PA).....	.700, Ivey Wingo, 1919 (4-for-7, 3bb)
Plate Appearances (Game).....	6 (15x), Last: 8 players in 1975 WS g6
Plate Appearances (Series).....	.37, Morrie Rath (1919 WS vs Chi)
Plate Appearances (Postseason).....	.54, Pete Rose, 1972 (22 vs Pit in NLCS, 32 vs Oak in WS)
At-Bats (Game).....	6 (8x), Last: 6 players in 1975 WS g6
At-Bats (Series).....	.31, Morrie Rath (1919 WS vs Chi)
At-Bats (Postseason).....	.48, Pete Rose, 1972 (20 vs Pit in NLCS, 28 vs Oak in WS)
Runs Scored (Game).....	3 (3x), Bobby Tolan (1970 NLCS g2); Billy Hatcher (1990 WS g1); Bret Boone (1995 NLDS g3)
Runs Scored (Series).....	6 (4x), Heinie Groh (1919 WS vs Chi); Edd Roush (1919 WS vs Chi); Lee May (1970 WS vs Bal); Billy Hatcher (1990 WS vs Oak)
Runs Scored (Postseason).....	.9, Joe Morgan, 1972 (5 vs Pit in NLCS, 4 vs Oak in WS)
Runs Batted In (Game).....	.5, Johnny Bench (1976 WS g4)
Runs Batted In (Series).....	.8 (2x), Pat Duncan (1919 WS vs Chi); Lee May (1970 WS vs Bal)
Runs Batted In (Postseason).....	.11, Tony Perez, 1975 (4 vs Pit in NLCS, 7 vs Bos in WS)
Hits (Game).....	.4, Billy Hatcher (1990 WS g2)
Hits (Series).....	.10 (4x), Greasy Neale (1919 WS vs Chi); Billy Werber (1940 WS vs Det); Tony Perez (1972 WS vs Oak); Pete Rose (1975 WS vs Bos)
Hits (Postseason).....	.15 (2x), Pete Rose, 1972 (9 vs Pit in NLCS, 6 vs Oak in WS); Pete Rose, 1975 (5 vs Pit in NLCS, 10 vs Bos in WS)
Doubles (Game).....	.2 (8x), Last: Brandon Phillips (2012 NLDS g2)
Doubles (Series).....	.4 (3x), Billy Werber (1940 WS vs Det); Pete Rose (1972 NLCS vs Pit); Billy Hatcher (1990 WS vs Oak)
Doubles (Postseason).....	.5, Billy Hatcher, 1990 (1 vs Pit in NLCS, 4 vs Oak in WS)
Triples (Game).....	.2, Dutch Ruether (1919 WS g1)
Triples (Series).....	.2 (2x), Dutch Ruether (1919 WS vs Chi); Larry Kopf (1919 WS vs Chi)
Triples (Postseason).....	.2 (2x), Dutch Ruether, 1919 WS (2 vs Chi in WS); Larry Kopf, 1919 WS (2 vs Chi in WS)
Home Runs (Game).....	.2 (3x), Tony Perez (1975 WS g5); Johnny Bench (1976 WS g4); Chris Sabo (1990 WS g3)
Home Runs (Series).....	.3 (2x), Tony Perez (1975 WS vs Bos); Ryan Ludwick (2012 NLDS vs SF)
Home Runs (Postseason).....	.4, Tony Perez, 1975 (1 vs Pit in NLCS, 3 vs Bos in WS)
Extra-Base Hits (Game).....	.3 (2x), Pete Rose (1976 NLCS g1); Billy Hatcher (1990 WS g2)
Extra-Base Hits (Series).....	.5, Billy Hatcher (1990 WS vs Oak)
Extra-Base Hits (Postseason).....	.7, Billy Hatcher, 1990 (2 vs Pit in NLCS, 5 vs Oak in WS)
Walks (Game).....	.3 (2x), Ivey Wingo (1919 WS g7); Joe Morgan (1976 NLCS g1)
Walks (Series).....	.6 (3x), Heinie Groh (1919 WS vs Chi); Joe Morgan (1972 WS vs Oak); Joe Morgan (1976 NLCS vs Phi)
Walks (Postseason).....	.8, Joe Morgan, 1976 (6 vs Phi in NLCS, 2 vs NYY in WS)
Intentional Walks (Game).....	.2 (4x), Last: Joe Morgan (1976 NLCS g2)
Intentional Walks (Series).....	.3 (2x), Johnny Bench (1972 WS vs Oak); Cesar Geronimo (1975 WS vs Bos)
Intentional Walks (Postseason).....	.3 (5x), Last: Hal Morris, 1995 (2 vs LAD in NLDS, 1 vs Atl in NLCS)
Strikeouts (Game).....	.5, Reggie Sanders (1995 NLDS g3)
Strikeouts (Series).....	.10, Reggie Sanders (1995 NLCS vs Atl)
Strikeouts (Postseason).....	.19, Reggie Sanders, 1995 (9 vs LAD in NLDS, 10 vs Atl in NLCS)
Hit by Pitch (Game).....	.2, Frank Robinson (1961 WS g4)
Hit by Pitch (Series).....	.2 (2x), Edd Roush (1919 WS vs Chi); Frank Robinson (1961 WS vs NYY)
Hit by Pitch (Postseason).....	.2 (2x), Edd Roush, 1919 (2 vs Chi in WS); Frank Robinson, 1961 (2 vs NYY in WS)
Stolen Bases (Game).....	.3 (2x), Joe Morgan (1975 NLCS g1); Ken Griffey (1975 NLCS g2)
Stolen Bases (Series).....	.5, Bobby Tolan (1972 WS vs Oak)
Stolen Bases (Postseason).....	.6, Joe Morgan, 1975 (4 vs Pit in NLCS, 2 vs Bos in WS)

REDS POSTSEASON CLUB RECORDS

Runs Scored (Inning).....	7, 10/19/1990 at Oak (WS g3, 3rd Inning)
Runs Scored (Game).....	10 (2x), 10/9/1919 at Chi (WS g8, W 10-5); 10/6/1995 vs LAD (NLDS g3, W 10-1)
Runs Scored (Series).....	35, 1919 WS vs Chi
Runs Scored (Postseason).....	48, 1975 (19 vs Pit in NLCS, 29 vs Bos in WS)
Fewest Runs Scored (Game).....	0 (9x), Last: 10/10/2010 vs Phi (NLDS g3, L 2-0)
Fewest Runs Scored (Series).....	4, 2010 NLDS vs Phi
Fewest Runs Scored (Postseason).....	4, 2010 (4 vs Phi in NLDS)
Runs Allowed (Inning).....	6 (2x), 10/11/1975 at Bos (WS g1, 7th Inning); 10/11/2012 vs SF (NLDS g5, 5th Inning)
Runs Allowed (Game).....	13, 10/9/1961 vs NYY (WS g5, L 13-5)
Runs Allowed (Series).....	33, 1970 WS vs Bal
Runs Allowed (Postseason).....	37, 1975 (7 vs Pit in NLCS, 30 vs Bos in WS)
Fewest Runs Allowed (Game).....	0 (7x), Last: 10/7/2012 at SF (NLDS g2, W 9-0)
Fewest Runs Allowed (Series).....	3, 1970 NLCS vs Pit
Fewest Runs Allowed (Postseason).....	13, 2010 (13 vs Phi in NLDS)
Largest Margin of Victory (Game).....	9 (2x), 10/6/1995 vs LAD (NLDS g3, W 10-1); 10/7/2012 at SF (NLDS g2, W 9-0)
Largest Run Differential (Series).....	+15 (2x), 1919 WS vs Chi (35 RS, 20 RA); 1995 NLDS vs LAD (22 RS, 7 RA)
Largest Run Differential (Postseason).....	+22, 1976 (41 RS, 19 RA)
Largest Margin of Defeat (Game).....	8 (2x), 10/6/1940 at Det (WS g5, L 8-0); 10/9/1961 vs NYY (WS g5, L 13-5)
Largest Run Differential (Series).....	-15, 1973 NLCS vs NYM (8 RS, 23 RA)
Largest Run Differential (Postseason).....	-15, 1973 (8 RS, 23 RA)
Hits (Game).....	16, 10/9/1919 at Chi (WS g8)
Hits (Series).....	64, 1919 WS vs Chi
Hits (Postseason).....	94, 1990 (49 vs Pit in NLCS, 45 vs Oak in WS)
Fewest Hits (Game).....	0, 10/6/2010 at Phi (NLDS g1, Roy Halladay No-Hitter)
Fewest Hits (Series).....	11, 2010 NLDS vs Phi
Fewest Hits (Postseason).....	11, 2010 (11 vs Phi in NLDS)
Hits Allowed (Game).....	15 (2x), 10/9/1961 vs NYY (WS g5); 10/15/1970 at Bal (WS g5)
Hits Allowed (Series).....	60, 1975 WS vs Bos
Hits Allowed (Postseason).....	80, 1975 (20 vs Pit in NLCS, 60 vs Bos in WS)
Fewest Hits Allowed (Game).....	1, 10/12/1990 vs Pit (NLCS g6)
Fewest Hits Allowed (Series).....	20, 1975 NLCS vs Pit
Fewest Hits Allowed (Postseason).....	21, 2010 (21 vs Phi in NLDS)
Doubles (Game).....	5 (2x), 10/9/1976 at Phi (NLCS g1); 10/3/1995 at LAD (NLDS g1)
Doubles (Series).....	14, 1940 WS vs Det
Doubles (Postseason).....	18, 1990 (9 vs Pit in NLCS, 9 vs Oak in WS)
Triples (Game).....	3, 10/1/1919 vs Chi (WS g1)
Triples (Series).....	7, 1919 WS vs Chi
Triples (Postseason).....	7, 1919 (7 vs Chi in WS)
Home Runs (Game).....	3 (2x), 10/14/1975 vs Bos (WS g3); 10/6/1995 vs LAD (NLDS g3)
Home Runs (Series).....	7, 1975 WS vs Bos
Home Runs (Postseason).....	11, 1975 (4 vs Pit in NLCS, 7 vs Bos in WS)
Home Runs Allowed (Game).....	4, 10/7/1939 vs NYY (WS g3)
Home Runs Allowed (Series).....	10, 1970 WS vs Bal
Home Runs Allowed (Postseason).....	10, 1970 (0 vs Pit in NLCS, 10 vs Bal in WS)
Extra-Base Hits (Game).....	8, 10/9/1976 at Phi (NLCS g1)
Extra-Base Hits (Series).....	19, 1975 WS vs Bos
Extra-Base Hits (Postseason).....	28, 1976 (11 vs Phi in NLCS, 17 vs NYY in WS)
Extra-Base Hits Allowed (Game).....	8, 10/10/2012 vs SF (NLDS g4)
Extra-Base Hits Allowed (Series).....	17, 1970 WS vs Bal
Extra-Base Hits Allowed (Postseason).....	23, 1970 (6 vs Pit in NLCS, 17 vs Bal in WS)



Runners Left on Base (Game).....	12, 10/9/1919 at Chi (WS g8)
Runners Left on Base (Series).....	50, 1975 WS vs Bos
Runners Left on Base (Postseason).....	79, 1972 (30 vs Pit in NLCS, 49 vs Oak in WS)
Stolen Bases (Game).....	7, 10/5/1975 vs Pit (NLCS g2)
Stolen Bases (Series).....	12, 1972 WS vs Oak
Stolen Bases (Postseason).....	20, 1975 (11 vs Pit in NLCS, 9 vs Bos in WS)
Stolen Bases, Opponent (Game).....	3, 10/9/1990 at Pit (NLCS g4)
Stolen Bases, Opponent (Series).....	7, 1990 WS vs Oak
Stolen Bases, Opponent (Postseason).....	13, 1990 (6 vs Pit in NLCS, 7 vs Oak in WS)
Caught Stealing, Reds Baserunners (Game).....	2 (5x), Last: 10/11/1995 vs Atl (NLCS g2)
Caught Stealing, Reds Baserunners (Series).....	10, 1919 WS vs Chi
Caught Stealing, Reds Baserunners (Postseason).....	10, 1919 (10 vs Chi in WS)
Caught Stealing, Reds Catchers (Game).....	3, 10/3/1919 at Chi (WS g3)
Caught Stealing, Reds Catchers (Series).....	5, 1919 WS vs Chi
Caught Stealing, Reds Catchers (Postseason).....	5 (2x), 1919 (5 vs Chi in WS); 1972 (2 vs Pit in NLCS, 3 vs Oak in WS)
Errors (Game).....	4 (3x), 10/8/1919 vs Chi (WS g7); 10/8/1939 vs NYY (WS g4); 10/8/2010 at Phi (NLDS g2)
Errors (Series).....	13, 1919 WS vs Chi
Errors (Postseason).....	13, 1919 (13 vs Chi in WS)
Strikeouts, Reds Batters (Game).....	15, 10/7/1975 at Pit (NLCS g3, 10 Innings)
Strikeouts, Reds Batters (9-Inning Game).....	14, 10/18/1972 at Oak (WS g3)
Strikeouts, Reds Batters (Series).....	46, 1972 WS vs Oak
Strikeouts, Reds Batters (Postseason).....	74, 1972 (28 vs Pit in NLCS, 46 vs Oak in WS)
Strikeouts, Reds Pitchers (Game).....	16, 10/9/2012 vs SF (NLDS g3, 10 Innings)
Strikeouts, Reds Pitchers (9-Inning Game).....	12, 10/4/1990 vs Pit (NLCS g1)
Strikeouts, Reds Pitchers (Series).....	49, 1990 NLCS vs Pit
Strikeouts, Reds Pitchers (Postseason).....	77, 1990 (49 vs Pit in NLCS, 28 vs Oak in WS)
Walks, Reds Batters (Game).....	7, 10/9/1919 at Chi (WS g8)
Walks, Reds Batters (Series).....	27, 1972 WS vs Oak
Walks, Reds Batters (Postseason).....	37, 1972 (10 vs Pit in NLCS, 27 vs Oak in WS)
Walks, Reds Pitchers (Game).....	10, 10/6/1940 at Det (WS g5)
Walks, Reds Pitchers (Series).....	30 (2x), 1940 WS vs Det; 1975 WS vs Bos
Walks, Reds Pitchers (Postseason).....	40, 1975 (10 vs Pit in NLCS, 30 vs Bos in WS)
Hit Batsmen, Reds Batters (Game).....	2 (3x), 10/1/1919 vs Chi (WS g1); 10/9/1919 at Chi (WS g8); 10/8/1961 vs NYY (WS g4)
Hit Batsmen, Reds Batters (Series).....	5, 1919 WS vs Chi
Hit Batsmen, Reds Batters (Postseason).....	5, 1919 (5 vs Chi in WS)
Hit Batsmen, Reds Pitchers (Game).....	3, 10/8/2010 at Phi (NLDS g2)
Hit Batsmen, Reds Pitchers (Series).....	3 (2x), 1919 WS vs Chi; 2010 NLDS vs Phi
Hit Batsmen, Reds Pitchers (Postseason).....	3 (3x), 1919 (3 vs Chi in WS); 1972 (2 vs Pit in NLCS, 1 vs Oak in WS); 2010 (3 vs Phi in NLDS)

REDS WALK-OFF VICTORIES (6)

Game	Opp.	Winning Run	Final (Inn.)
*1972 NLCS Game 5	Pit	Wild pitch (Foster scores)	W, 4-3 (9)
1973 NLCS Game 1	NYM	Bench solo home run	W, 2-1 (9)
1975 WS Game 3	Bos	Morgan single (Geronimo scores)	W, 6-5 (10)
*1976 NLCS Game 3	Phi	Griffey single (Concepcion scores)	W, 7-6 (9)
1976 WS Game 2	NYN	Perez single (Griffey scores)	W, 4-3 (9)
1990 WS Game 2	Oak	Oliver single (Bates scores)	W, 5-4 (10)

* Clinched series victory

REDS WALK-OFF LOSSES (3)

Game	Opp.	Winning Run	Final (Inn.)
1939 WS Game 1	NYN	Dickey single (Keller scores)	L, 2-1 (9)
1972 WS Game 4	Oak	Mangual single (Tenace scores)	L, 3-2 (9)
1975 WS Game 6	Bos	Fisk solo home run	L, 7-6 (12)

REDS EXTRA-INNING GAMES (13)

Game	Opp.	Inn.	Result
1973 NLCS Game 4	at NYM	12	W, 2-1
1975 WS Game 6	at Bos	12	L, 7-6
1979 NLCS Game 1	vs Pit	11	L, 5-2
1995 NLCS Game 1	vs Atl	11	L, 2-1
1919 WS Game 6	vs Chi	10	L, 5-4
1939 WS Game 4	vs NYN	10	L, 7-4
1970 NLCS Game 1	at Pit	10	W, 3-0
1975 NLCS Game 3	at Pit	10	W, 5-3
1975 WS Game 3	vs Bos	10	W, 6-5
1979 NLCS Game 2	vs Pit	10	L, 3-2
1990 WS Game 2	vs Oak	10	W, 5-4
1995 NLCS Game 2	vs Atl	10	L, 6-2
2012 NLDS Game 3	vs SF	10	L, 2-1

REDS POSTSEASON BATTING LEADERS, TOP 10 ALL-TIME

GAMES PLAYED

Johnny Bench.....	45
Pete Rose.....	42
Tony Perez.....	42
Joe Morgan.....	37
Cesar Geronimo.....	35
Dave Concepcion.....	32
George Foster.....	21
Bobby Tolan.....	20
Ken Griffey.....	20
Darrel Chaney.....	19

RUNS SCORED

Johnny Bench.....	27
Joe Morgan.....	21
Pete Rose.....	20
Tony Perez.....	16
Dave Concepcion.....	13
Bobby Tolan.....	13
Barry Larkin.....	11
George Foster.....	11
Ken Griffey.....	11
Cesar Geronimo.....	9

TRIPLES

Johnny Bench.....	3
Dave Concepcion.....	3
Pete Rose.....	2
Cesar Geronimo.....	2
Ken Griffey.....	2
Dutch Ruether.....	2
Barry Larkin.....	2
Larry Kopf.....	2
9 players tied with 1	

STRIKEOUTS

Tony Perez.....	35
Cesar Geronimo.....	34
Johnny Bench.....	29
Reggie Sanders.....	19
Joe Morgan.....	14
Pete Rose.....	13
George Foster.....	13
Dave Concepcion.....	12
Scott Rolen.....	12
Tolan, Menke, Duncan..	11

BATTING AVERAGE

Billy Hatcher.....	.519 (14-27)
Ryan Ludwick.....	.409 (9-22)
Hal McRae.....	.375 (9-24)
Chris Sabo.....	.368 (14-38)
Greasy Neale.....	.357 (10-28)
Johnny Edwards.....	.346 (9-26)
Barry Larkin.....	.338 (24-71)
Jimmy Ripple.....	.333 (7-21)
Billy Werber.....	.326 (14-43)
Pete Rose.....	.318 (55-173)

PLATE APPEARANCES

Pete Rose.....	194
Johnny Bench.....	188
Tony Perez.....	178
Joe Morgan.....	165
Cesar Geronimo.....	131
Dave Concepcion.....	112
George Foster.....	85
Ken Griffey.....	83
Bobby Tolan.....	83
Barry Larkin.....	78

RUNS BATTED IN

Tony Perez.....	25
Johnny Bench.....	20
Pete Rose.....	16
Dave Concepcion.....	13
Bobby Tolan.....	13
George Foster.....	12
Joe Morgan.....	11
Cesar Geronimo.....	11
Ken Griffey.....	11
Lee May.....	10

HOME RUNS

Johnny Bench.....	10
Tony Perez.....	6
Pete Rose.....	5
Joe Morgan.....	3
Cesar Geronimo.....	3
George Foster.....	3
Chris Sabo.....	3
Ryan Ludwick.....	3
6 players tied with 2	

WALKS

Joe Morgan.....	27
Johnny Bench.....	18
Pete Rose.....	17
Tony Perez.....	14
Cesar Geronimo.....	8
George Foster.....	8
Denis Menke.....	7
Barry Larkin.....	7
7 players tied with 6	

ON-BASE PERCENTAGE

Billy Hatcher.....	.567 (14-27, 2bb, hbp)
Ryan Ludwick.....	.519 (9-22, 4bb, hbp)
Jimmy Ripple.....	.440 (7-21, 4bb)
Paul O'Neill.....	.429 (9-29, 6bb)
Billy Werber.....	.408 (14-43, 6bb)
Chris Sabo.....	.405 (14-38, 3bb, sf)
Greasy Neale.....	.400 (10-28, 2bb)
Barry Larkin.....	.397 (24-71, 7bb)
Benito Santiago.....	.393 (6-22, 5bb, sf)
Pete Rose.....	.380 (55-173, 17bb, hbp, sf)

(Minimum 25 plate appearances)

HITS

Pete Rose.....	55
Johnny Bench.....	45
Tony Perez.....	38
Dave Concepcion.....	30
Joe Morgan.....	25
Barry Larkin.....	24
George Foster.....	22
Bobby Tolan.....	21
Cesar Geronimo.....	20
Ken Griffey.....	18

DOUBLES

Pete Rose.....	10
Johnny Bench.....	8
Joe Morgan.....	8
Tony Perez.....	6
Ken Griffey.....	5
Barry Larkin.....	5
Billy Hatcher.....	5
Dave Concepcion.....	4
Billy Werber.....	4
Brandon Phillips.....	4

STOLEN BASES

Joe Morgan.....	14
Ken Griffey.....	8
Barry Larkin.....	8
Dave Concepcion.....	7
Bobby Tolan.....	7
Johnny Bench.....	6
Cesar Geronimo.....	3
8 players tied with 2	

INTENTIONAL WALKS

Johnny Bench.....	6
Hal Morris.....	4
Pete Rose.....	4
Darrel Chaney.....	4
Joe Morgan.....	3
Cesar Geronimo.....	3
Dan Driessen.....	2
Jimmy Ripple.....	2
Todd Benzinger.....	2
Gene Freese.....	2

HITTING STREAKS

10	Barry Larkin 1990 WS g2/3/4; 1995 NLDS g1/2/3; 1995 NLCS g1/2/3/4
9	Billy Werber 1939 WS g2/3/4; 1940 WS g1/2/3/4/5/6 Pete Rose 1975 WS g2/3/4/5/6/7; 1976 NLCS g1/2/3
8	Dave Concepcion 1976 NLCS g3; 1976 WS g1/2/3/4; 1979 NLCS g1/2/3 Johnny Bench 1976 NLCS g1/2/3; 1976 WS g1/2/3/4; 1979 NLCS g1 Pete Rose 1970 WS g3/4/5; 1972 NLCS g1/2/3/4/5 Tony Perez 1972 NLCS g5; 1972 WS g1/2/3/4/5/6/7
7	Brandon Phillips 2010 NLDS g2/3; 2012 NLCS g1/2/3/4/5 Bobby Tolan 1970 NLCS g1/2/3; 1970 WS g1/2/3/4 George Foster 1976 NLCS g3; 1976 WS g1/2/3/4; 1979 NLCS g1/2 Hal McRae 1970 WS g2/3/5; 1972 WS g1/2/4/6 Ken Griffey 1975 WS g4/5/6/7; 1976 NLCS g1/2/3

REDS POSTSEASON INDIVIDUAL PITCHING RECORDS

Appearances (Series)..... 6, Pedro Borbon (1972 WS vs Oak)
 Appearances (Postseason)..... 9, Pedro Borbon, 1972 (3 vs Pit in NLCS, 6 vs Oak in WS)

Games Started (Series)..... 3 (2x), Paul Derringer (1940 WS vs Det); Don Gullett (1975 WS vs Bos)
 Games Started (Postseason)..... 4 (2x), Don Gullett, 1975 (1 vs Pit in NLCS, 3 vs Bos in WS);
 Jose Rijo, 1990 (2 vs Pit in NLCS, 2 vs Oak in WS)

Innings Pitched (Game)..... 9.0 (14x), Last: Don Gullett (1975 NLCS g1)
 Innings Pitched (Series)..... 19.1, Paul Derringer (1940 WS vs Det)
 Innings Pitched (Postseason)..... 27.2 (2x), Don Gullett, 1975 (9 vs Pit in NLCS, 18.2 vs Bos in WS);
 Jose Rijo, 1990 (12.1 vs Pit in NLCS, 15.1 vs Oak in WS)

Wins (Series)..... 2 (6x), Last: Jose Rijo (1990 WS vs Oak)
 Wins (Postseason)..... 3 (3x), Ross Grimsley, 1972 (1 vs Pit in NLCS, 2 vs Oak in WS);
 Rawly Eastwick, 1975 (1 vs Pit in NLCS, 2 vs Bos in WS); Jose Rijo, 1990 (1 vs Pit in NLCS, 2 vs Oak in WS)

Losses (Series)..... 2 (2x), Bucky Walters (1939 WS vs NYY); Jim O'Toole (1961 WS vs NYY)
 Losses (Postseason)..... 2 (3x), Bucky Walters, 1939 (2 vs NYY in WS);
 Jim O'Toole, 1961 (2 vs NYY in WS); Clay Carroll, 1972 (1 vs Pit in NLCS, 1 vs Oak in WS)

Saves (Series)..... 3, Randy Myers (1990 NLCS vs Pit)
 Saves (Postseason)..... 4, Randy Myers, 1990 (3 vs Pit in NLCS, 1 vs Oak in WS)

Hits Allowed (Game)..... 10 (3x), Slim Sallee (1919 WS g2); Hod Eller (1919 WS g8); Don Gullett (1975 WS g1)
 Hits Allowed (Series)..... 19 (2x), Slim Sallee (1919 WS vs Chi); Don Gullett (1975 WS vs Bos)
 Hits Allowed (Postseason)..... 27, Don Gullett, 1975 (8 vs Pit in NLCS, 19 vs Bos in WS)

Runs Allowed (Game)..... 7, Junior Thompson (1939 WS g3)
 Runs Allowed (Series)..... 9, Don Gullett (1975 WS vs Bos)
 Runs Allowed (Postseason)..... 12, Don Gullett, 1975 (3 vs Pit in NLCS, 9 vs Bos in WS)

Earned Runs Allowed (Game)..... 7, Junior Thompson (1939 WS g3)
 Earned Runs Allowed (Series)..... 9, Don Gullett (1975 WS vs Bos)
 Earned Runs Allowed (Postseason)..... 12, Don Gullett, 1975 (3 vs Pit in NLCS, 9 vs Bos in WS)

Strikeouts (Game)..... 10, Homer Bailey (2012 NLDS g3)
 Strikeouts (Series)..... 15 (3x), Hod Eller (1919 WS vs Chi); Don Gullett (1975 WS vs Bos); Jose Rijo (1990 NLCS vs Pit)
 Strikeouts (Postseason)..... 29, Jose Rijo, 1990 (15 vs Pit in NLCS, 14 vs Oak in WS)

Walks (Game)..... 6 (2x), Paul Derringer (1940 WS g4); Joey Jay (1961 WS g2)
 Walks (Series)..... 10 (2x), Paul Derringer (1940 WS vs Det); Don Gullett (1975 WS vs Bos)
 Walks (Postseason)..... 12 (2x), Don Gullett, 1975 (2 vs Pit in NLCS, 10 vs Bos in WS);
 Jose Rijo, 1990 (7 vs Pit in NLCS, 5 vs Oak in WS)

10 + STRIKEOUTS IN A GAME, REDS PITCHERS

K	Game	Opp	Pitchers Used (K)
16	2012 NLDS g3 (10 Innings)	vs SF	Bailey (10), Marshall (1), Chapman (2), Broxton (3)
12	1990 NLCS g1	vs Pit	Rijo (8), Charlton (1), Dibble (3)
11	1970 WS g1	vs Bal	Nolan (7), Carroll (4)
	1990 NLCS g3	at Pit	Jackson (4), Dibble (3), Charlton (1), Myers (3)
10	1940 WS g1	vs Det	Derringer (1), Moore (7), Riddle (2)
	1990 NLCS g4	at Pit	Rijo (7), Myers (1), Dibble (2)
	1995 NLDS g3	vs LAD	Wells (8), Jackson (1), Brantley (1)

0 WALKS ISSUED IN A GAME, REDS PITCHERS

Game	Opp	Pitchers Used (IP)
1919 WS g7	vs Chi	Slim Sallee (4.1), Ray Fisher (0.2), Dolf Luque (4.0)
1939 WS g2	at NYY	Bucky Walters (8.0)
1940 WS g3	at Det	Jim Turner (6.0), Whitey Moore (1.0), Joe Beggs (1.0)
1972 NLCS g1	at Pit	Don Gullett (6.0), Pedro Borbon (2.0)
1972 NLCS g4	vs Pit	Ross Grimsley (9.0)

REDS POSTSEASON PITCHING LEADERS, TOP 10 ALL-TIME

APPEARANCES

Clay Carroll.....	22
Pedro Borbon.....	20
Don Gullett.....	17
Gary Nolan.....	11
Jack Billingham.....	10
Rawly Eastwick.....	9
Tom Hall.....	9
Will McEnaney.....	8
Grimsley, Myers, Dibble.....	7

WINS

Don Gullett.....	4
Clay Carroll.....	4
Rawly Eastwick.....	4
Jose Rijo.....	3
Ross Grimsley.....	3
7 players tied with 2	

HITS ALLOWED

Don Gullett.....	61
Gary Nolan.....	53
Jack Billingham.....	28
Paul Derringer.....	26
Fred Norman.....	26
Clay Carroll.....	24
Bucky Walters.....	21
4 players tied with 19	

GAMES STARTED

Gary Nolan.....	11
Don Gullett.....	10
Jack Billingham.....	6
Paul Derringer.....	5
Fred Norman.....	4
Jose Rijo.....	4
6 players tied with 3	

LOSSES

Don Gullett.....	3
Johnny Cueto.....	2
Clay Carroll.....	2
Ross Grimsley.....	2
Gary Nolan.....	2
Paul Derringer.....	2
Bucky Walters.....	2
Jim O'Toole.....	2
Junior Thompson.....	2
28 players tied with 1	

RUNS ALLOWED

Don Gullett.....	27
Gary Nolan.....	22
Fred Norman.....	13
Junior Thompson.....	13
Paul Derringer.....	12
Bucky Walters.....	12
Jack Billingham.....	11
4 players tied with 8	

INNINGS PITCHED

Don Gullett.....	78.1
Gary Nolan.....	59.1
Jack Billingham.....	42.0
Paul Derringer.....	34.2
Clay Carroll.....	32.1
Bucky Walters.....	29.0
Jose Rijo.....	27.2
Pedro Borbon.....	26.0
Fred Norman.....	23.1
Pete Schourek.....	21.1

SAVES

Randy Myers.....	4
Pedro Borbon.....	3
Will McEnaney.....	3
Clay Carroll.....	2
Don Gullett.....	1
Jack Billingham.....	1
Rawly Eastwick.....	1
Tom Hall.....	1
Rob Dibble.....	1
Jeff Brantley.....	1

EARNED RUN AVERAGE

Rob Dibble.....	0.00 (7g, 9.2ip, 0er)
Randy Myers.....	0.00 (7g, 8.2ip, 0er)
Bronson Arroyo.....	0.73 (2gs, 12.1ip, 1er)
Homer Bailey.....	1.00 (2g, 1gs, 9ip, 1er)
Slim Sallee.....	1.35 (2gs, 13.1ip, 2er)
Clay Carroll.....	1.39 (22g, 32.1ip, 5er)
Norm Charlton.....	1.50 (5g, 6ip, 1er)
Bob Purkey.....	1.64 (2g, 1gs, 11ip, 2er)
Pete Schourek.....	1.69 (3gs, 21.1ip, 4er)
Aroldis Chapman.....	1.93 (5g, 4.2ip, 1er)

*Minimum 5g or 9ip

COMPLETE GAMES BY REDS PITCHERS

CG	Pitcher	Game	Opp	IP	
3	Paul Derringer	1939 WS g1	at NYY	8.1	
		1940 WS g4	at Det	9.0	
		1940 WS g7	vs Det	9.0	
	Bucky Walters	1939 WS g2	at NYY	8.0	
		1940 WS g2	vs Det	9.0	
		1940 WS g6	vs Det	9.0	
2	Hod Eller	1919 WS g5	at Chi	9.0	
		1919 WS g8	at Chi	9.0	
1	Don Gullett	1975 NLCS g1	vs Pit	9.0	
		Ross Grimsley	1972 NLCS g4	vs Pit	9.0
		Joey Jay	1961 WS g2	at NYY	9.0
		Slim Sallee	1919 WS g2	vs Chi	9.0
		Dutch Ruether	1919 WS g1	vs Chi	9.0
		Jimmy Ring	1919 WS g4	at Chi	9.0
Bob Purkey	1961 WS g3	vs NYY	9.0		

SHUTOUTS BY REDS PITCHERS

Game	Opp	Score	Pitchers Used (IP)
1919 WS g4	at Chi	W, 2-0	Ring (9)
1919 WS g5	at Chi	W, 5-0	Eller (9)
1940 WS g6	vs Det	W, 4-0	Walters (9)
1970 NLCS g1	at Pit	W, 3-0	Nolan (9), Carroll (1)
1972 WS g3	at Oak	W, 1-0	Billingham (8), Carroll (1)
1990 WS g1	vs Oak	W, 7-0	Rijo (7), Dibble (1), Myers (1)
2012 NLDS g2	at SF	W, 9-0	Arroyo (7), Hoover (1), Arredondo (1)

FEWEST HITS ALLOWED BY REDS PITCHERS

Game	Opp	Hits	Pitchers Used (Hits Allowed)
1990 NLCS g6	vs Pit	1	Jackson (1), Charlton (0), Myers (0)
1972 NLCS g4	vs Pit	2	Grimsley (2)
1990 WS g4	at Oak	2	Rijo (2), Myers (0)
2012 NLDS g2	at SF	2	Arroyo (1), Hoover (0), Arredondo (1)


1919 WORLD SERIES
CINCINNATI REDS 5, CHICAGO WHITE SOX 3
Game 1 @ CIN (Crosley Field) - Reds 9, White Sox 1

Oct. 1 - The Reds snapped a 1-1 tie in the fourth inning with 4 runs off Eddie Cicotte...Dutch Ruether went the distance and held the Sox to just 6 hits...he also helped his own cause with 3 hits at the plate.

	1	2	3	4	5	6	7	8	9	R	H	E	Attendance
Chi	0	1	0	0	0	0	0	0	0	1	6	1	30,511
Cin	1	0	0	5	0	0	2	1	x	9	14	1	

WP - Ruether (1-0), LP - Cicotte (0-1), Save - None
HR - None

Game 2 @ CIN (Crosley Field) - Reds 4, White Sox 2

Oct. 2 - Larry Kopf's 2-run triple capped a 3-run fourth inning...the Reds added a run in the sixth on an RBI-single by Greasy Neale...Slim Sallee went the distance, allowing just 2 runs while scattering 10 hits.

	1	2	3	4	5	6	7	8	9	R	H	E	Attendance
Chi	0	0	0	0	0	0	2	0	0	2	10	1	29,698
Cin	0	0	0	3	0	1	0	0	x	4	4	3	

WP - Sallee (1-0), LP - Williams (0-1), Save - None
HR - None

Game 3 @ CHI (Comiskey Park) - White Sox 3, Reds 0

Oct. 3 - Dickie Kerr earned the complete-game shutout...the Sox got all the runs they would need in the second inning on a 2-run single by Chick Gandil...Reds batters produced just 3 hits.

	1	2	3	4	5	6	7	8	9	R	H	E	Attendance
Cin	0	0	0	0	0	0	0	0	0	0	3	1	29,126
Chi	0	2	0	1	0	0	0	0	x	3	7	0	

WP - Kerr (1-0), LP - Fisher (0-1), Save - None
HR - None

Game 4 @ CHI (Comiskey Park) - Reds 2, White Sox 0

Oct. 4 - Jimmy Ring earned the complete-game shutout for the Reds, allowing Chicago just 3 hits...the Reds scored twice in the fifth inning on a White Sox error and an RBI-double by Greasy Neale.

	1	2	3	4	5	6	7	8	9	R	H	E	Attendance
Cin	0	0	0	0	2	0	0	0	0	2	5	2	34,363
Chi	0	0	0	0	0	0	0	0	0	0	3	2	

WP - Ring (1-0), LP - Cicotte (0-2), Save - None
HR - None

Game 5 @ CHI (Comiskey Park) - Reds 5, White Sox 0

Oct. 6 - Four runs in the sixth inning, including 2 on Edd Roush's triple, broke open a scoreless game...Hod Eller fanned 9 batters, including 6 in a row at one point, en route to the complete-game shutout.

	1	2	3	4	5	6	7	8	9	R	H	E	Attendance
Cin	0	0	0	0	0	4	0	0	1	5	4	0	34,379
Chi	0	0	0	0	0	0	0	0	0	0	3	3	

WP - Eller (1-0), LP - Williams (0-1), Save - None
HR - None

Game 6 @ CIN (Crosley Field) - White Sox 5, Reds 4 (10)

Oct. 7 - The Sox scored the game's final 5 runs...with the game tied 4-4 in the 10th, Chick Gandil singled home the game-ending run...the Reds pounded out 11 hits, including 3 from Greasy Neale.

	1	2	3	4	5	6	7	8	9	10	R	H	E	Attendance
Chi	0	0	0	0	1	3	0	0	0	1	5	10	3	32,006
Cin	0	0	2	2	0	0	0	0	0	0	4	11	0	

WP - Kerr (2-0), LP - Ring (1-1), Save - None
HR - None

Chicago Batting							
Player	AVG	G	AB	R	H	HR	RBI
ECollins	.226	8	31	2	7	0	1
SCollins	.250	4	16	2	4	0	0
Felsch	.192	8	26	2	5	0	3
Gandil	.233	8	30	1	7	0	5
Jackson	.375	8	32	5	12	1	6
Leibold	.056	5	18	0	1	0	0
Lynn	.000	1	1	0	0	0	0
McMullin	.500	2	2	0	1	0	0
Murphy	.000	3	2	0	0	0	0
Risberg	.080	8	25	3	2	0	0
Schalk	.304	8	23	1	7	0	2
Weaver	.324	8	34	4	11	0	0

Chicago Pitching							
Player	W-L	ERA	G	SV	IP	H	ER
Cicotte	1-2	2.91	3	0	21.2	19	7
James	0-0	5.79	1	0	4.2	8	3
Kerr	2-0	1.42	2	0	19.0	14	3
Lowdermilk	0-0	9.00	1	0	1.0	2	1
Mayer	0-0	0.00	1	0	1.0	0	0
Wilkinson	0-0	1.23	2	0	7.1	9	1
Williams	0-3	6.61	3	0	16.1	12	12

Cincinnati Batting							
Player	AVG	G	AB	R	H	HR	RBI
Daubert	.241	8	29	4	7	0	1
Duncan	.269	8	26	3	7	0	8
Groh	.172	8	29	6	5	0	2
Kopf	.222	8	27	3	6	0	3
Magee	.500	2	2	0	1	0	0
Neale	.357	8	28	3	10	0	4
Rariden	.211	5	19	0	4	0	2
Rath	.226	8	31	5	7	0	2
Roush	.214	8	28	6	6	0	7
Smith	.000	1	0	0	0	0	0
Wingo	.571	3	7	1	4	0	1

Cincinnati Pitching							
Player	W-L	ERA	G	SV	IP	H	ER
Eller	2-0	2.00	2	0	18.0	13	4
Fisher	0-1	2.35	2	0	7.2	7	2
Luque	0-0	0.00	2	0	5.0	1	0
Ring	1-1	0.64	2	0	14.0	7	1
Ruether	1-0	2.57	2	0	14.0	12	4
Sallee	1-1	1.35	2	0	13.1	19	2

NL Standings

Cincinnati	96	44	.686	-
New York	87	53	.621	9.0
Chicago	75	65	.536	21.0
Pittsburgh	71	68	.511	24.5
Brooklyn	69	71	.493	27.0
Boston	57	82	.410	38.5
St. Louis	54	83	.393	40.5
Philadelphia	47	90	.343	47.5



Game 7 @ CIN (Crosley Field) - White Sox 4, Reds 1

Oct. 8 - Shano Collins scored the game-winning run on a single by Joe Jackson in the third inning...Eddie Cicotte allowed just 1 run on 7 hits... reliever Dolf Luque tossed 4 shutout innings.

	1	2	3	4	5	6	7	8	9	R	H	E	Attendance
Chi	1	0	1	0	2	0	0	0	0	4	10	1	13,932
Cin	0	0	0	0	0	1	0	0	0	1	7	4	

WP - Cicotte (1-2), LP - Sallee (1-1), Save - None
HR - None

Game 8 @ CHI (Comiskey Park) - Reds 10, White Sox 5

Oct. 9 - The Reds scored 4 runs in the first inning and coasted to victory to wrap up their first World Series title...Hod Eller pitched his second complete game of the series, allowing 10 hits...the Reds pounded out 16 hits, including 2 or more from 6 different players.

	1	2	3	4	5	6	7	8	9	R	H	E	Attendance
Cin	4	1	0	0	1	3	0	1	0	10	16	2	32,930
Chi	0	0	1	0	0	0	0	4	0	5	10	1	

WP - Eller (2-0), LP - Williams (0-3), Save - None
HR - Jackson

"1919 Black Sox Scandal"

Chicago White Sox Pitcher Eddie Cicotte and outfielder Shoeless Joe Jackson tearfully confessed to a Cook County grand jury that they and third baseman Buck Weaver, center fielder Oscar (Happy) Felsch, first baseman Arnold (Chick) Gandil, utility infielder Fred McMullin, shortstop Charles (Swede) Risberg and pitcher Claude (Lefty) Williams had conspired with known gamblers, allegedly including Arnold Rothstein, to throw the 1919 World Series.

While none of the 8 players were convicted in court, all were banned from the game for life by the first commissioner of baseball, former Federal Judge Kenesaw Mountain Landis.

Weaver, who had known about the conspiracy from the beginning, refused to participate and batted .324 in the World Series. He was banned, however, for not exposing his teammates. Jackson, who admitted taking \$5,000, batted .375 with a homer and 6 RBI.

Risberg committed 4 errors and batted .080, but did not receive a cent. Gandil - the organizer of the scam - walked away with \$30,000 and immediately announced his retirement. Cicotte lost 2 of his 3 starts and earned a \$10,000 payday. He later told the jury it was not worth the effort.


1939 WORLD SERIES
NEW YORK YANKEES 4, CINCINNATI REDS 0
Game 1 @ NY (Yankee Stadium) - Yankees 2, Reds 1

Oct. 4 - With the game knotted at 1-1 in the bottom of the ninth inning, the Yankees' Charlie Keller hit a 1-out triple and eventually scored the game-winner on a Bill Dickey single...Red Ruffing held the Reds to 4 hits and earned the complete-game victory.

	1	2	3	4	5	6	7	8	9	R	H	E	Attendance
Cin	0	0	0	1	0	0	0	0	0	1	4	0	58,541
NY	0	0	0	0	1	0	0	0	1	2	6	0	

WP - Ruffing (1-0), LP - Derringer (0-1), Save - None
HR - None

Game 2 @ NY (Yankee Stadium) - Yankees 4, Reds 0

Oct. 5 - Monte Pearson tossed a no-hitter through 7.1 innings before allowing a single to catcher Ernie Lombardi...Babe Dahlgren doubled and homered.

	1	2	3	4	5	6	7	8	9	R	H	E	Attendance
Cin	0	0	0	0	0	0	0	0	0	0	2	0	59,791
NY	0	0	3	1	0	0	0	x		4	9	0	

WP - Pearson (1-0), LP - Walters (0-1), Save - None
HR - Dahlgren

Game 3 @ CIN (Crosley Field) - Yankees 7, Reds 3

Oct. 7 - Charlie Keller spearheaded the Yankees attack with 2 homers and 4 RBI to help New York take a commanding 3-0 lead in the series...the Reds collected 10 hits, all singles, but managed only 3 hits after the third inning.

	1	2	3	4	5	6	7	8	9	R	H	E	Attendance
NY	2	0	2	0	3	0	0	0	0	7	5	1	32,723
Cin	1	2	0	0	0	0	0	0	0	3	10	0	

WP - Hadley (1-0), LP - Thompson (0-1), Save - None
HR - Keller 2, DiMaggio, Dickey

Game 4 @ CIN (Crosley Field) - Yankees 7, Reds 4 (10)

Oct. 8 - The Yankees earned the World Series crown with a dramatic 3-run 10th inning...with the Reds holding a 4-2 lead in the ninth, the Yankees rallied for 2 runs to tie the game on a Reds' error and an infield hit...in the 10th, catcher Ernie Lombardi was stunned by a home-plate collision and lay helplessly as DiMaggio rounded the bases to score on a single...during that inning, the Reds' defense committed 3 errors.

	1	2	3	4	5	6	7	8	9	10	R	H	E	Attendance
NY	0	0	0	0	0	0	2	0	2	3	7	7	1	32,794
Cin	0	0	0	0	0	0	3	1	0	0	4	11	4	

WP - Murphy (1-0), LP - Walters (0-2), Save - None
HR - Keller, Dickey

New York Batting

Player	AVG	G	AB	R	H	HR	RBI
Crosetti	.063	4	16	2	1	0	1
Dahlgren	.214	4	14	2	3	1	2
Dickey	.267	4	15	2	4	2	5
DiMaggio	.313	4	16	3	5	1	3
Gordon	.143	4	14	1	2	0	1
Keller	.438	4	16	8	7	3	6
Rolfe	.125	4	16	2	2	0	0
Selkirk	.167	4	12	0	2	0	0

New York Pitching

Player	W-L	ERA	G	SV	IP	H	ER
Gomez	0-0	9.00	1	0	1.0	3	1
Hadley	1-0	2.25	1	0	8.0	7	2
Hildebrand	0-0	0.00	1	0	4.0	2	0
Murphy	1-0	2.70	1	0	3.1	5	1
Pearson	1-0	0.00	1	0	9.0	2	0
Ruffing	1-0	1.00	1	0	9.0	4	1
Sundra	0-0	0.00	1	0	2.2	4	0

Cincinnati Batting

Player	AVG	G	AB	R	H	HR	RBI
Berger	.000	4	15	0	0	0	1
Bongiovanni	.000	1	1	0	0	0	0
Bordagaray	.000	2	0	0	0	0	0
Craft	.091	4	11	0	1	0	0
Frey	.000	4	17	0	0	0	0
Gamble	.000	1	1	0	0	0	0
Goodman	.333	4	15	3	5	0	1
Hershberger	.500	3	2	0	1	0	1
Lombardi	.214	4	14	0	3	0	2
McCormick	.400	4	15	1	6	0	1
Myers	.333	4	12	2	4	0	0
Simmons	.250	1	4	1	1	0	0
Werber	.250	4	16	1	4	0	2


Cincinnati Pitching

Player	W-L	ERA	G	SV	IP	H	ER
Derringer	0-1	2.35	2	0	15.1	9	4
Grissom	0-0	0.00	1	0	1.1	0	0
Moore	0-0	0.00	1	0	3.0	0	0
Thompson	0-1	13.50	1	0	4.2	5	7
Walters	0-2	4.91	2	0	11.0	13	6

NL Standings

Cincinnati	97	57	.630	-
St. Louis	92	61	.601	4.5
Brooklyn	84	69	.549	12.5
Chicago	84	70	.545	13.0
New York	77	74	.510	18.5
Pittsburgh	68	85	.444	28.5
Boston	63	88	.417	32.5
Philadelphia	45	106	.298	50.0





1940 WORLD SERIES

CINCINNATI REDS 4, DETROIT TIGERS 3

Game 1 @ CIN (Crosley Field) - Tigers 7, Reds 2

Oct. 2 - Detroit broke the game open when its first 5 batters in the top of the second inning reached base safely.

	1	2	3	4	5	6	7	8	9	R	H	E	Attendance
Det	0	5	0	0	2	0	0	0	0	7	10	1	31,793
Cin	0	0	0	1	0	0	0	1	0	2	8	3	

WP - Newsom (1-0), LP - Derringer (0-1), Save - None
HR - Campbell

Game 2 @ CIN (Crosley Field) - Reds 5, Tigers 3

Oct. 3 - The Tigers scored twice in the first inning, but Reds starter Bucky Walters allowed only 1 additional run as part of a complete-game effort.

	1	2	3	4	5	6	7	8	9	R	H	E	Attendance
Det	2	0	0	0	1	0	0	0	0	3	3	1	30,640
Cin	0	2	2	1	0	0	0	x	0	5	9	0	

WP - Walters (1-0), LP - Rowe (0-1), Save - None
HR - Ripple

Game 3 @ DET (Briggs Stadium) - Tigers 7, Reds 4

Oct. 4 - Detroit broke a 1-1 tie with 4 runs in the bottom of the seventh inning, highlighted by a pair of 2-run home runs.

	1	2	3	4	5	6	7	8	9	R	H	E	Attendance
Cin	1	0	0	0	0	0	1	2	4	4	10	1	52,877
Det	0	0	0	1	0	0	4	2	x	7	13	1	

WP - Bridges (1-0), LP - Turner (0-1), Save - None
HR - York, Higgins

Game 4 @ DET (Briggs Stadium) - Reds 5, Tigers 2

Oct. 5 - Paul Derringer earned the complete-game victory for the Reds.

	1	2	3	4	5	6	7	8	9	R	H	E	Attendance
Cin	2	0	1	1	0	0	0	1	0	5	11	1	54,093
Det	0	0	1	0	0	1	0	0	0	2	5	1	

WP - Derringer (1-1), LP - Trout (0-1), Save - None
HR - None

Game 5 @ DET (Briggs Stadium) - Tigers 8, Reds 0

Oct. 6 - Bobo Newsom recorded his second complete game of the series, while Hank Greenberg had 3 hits and drove in 4 runs.

	1	2	3	4	5	6	7	8	9	R	H	E	Attendance
Cin	0	0	0	0	0	0	0	0	0	0	3	0	55,189
Det	0	0	3	4	0	0	0	1	x	8	13	0	

WP - Newsom (2-0), LP - Thompson (0-1), Save - None
HR - Greenberg

Game 6 @ CIN (Crosley Field) - Reds 4, Tigers 0

Oct. 7 - Bucky Walters went the distance, surrendering just 5 hits.

	1	2	3	4	5	6	7	8	9	R	H	E	Attendance
Det	0	0	0	0	0	0	0	0	0	0	5	0	30,481
Cin	2	0	0	0	1	0	1	x	4	10	2		

WP - Walters (2-0), LP - Rowe (0-2), Save - None
HR - Walters

Game 7 @ CIN (Crosley Field) - Reds 2, Tigers 1

Oct. 8 - Trailing 1-0 in the seventh inning, Frank McCormick and Jimmy Ripple hit back-to-back doubles and Billy Myers added a sacrifice fly.

	1	2	3	4	5	6	7	8	9	R	H	E	Attendance
Det	0	0	1	0	0	0	0	0	0	1	7	0	26,854
Cin	0	0	0	0	0	0	2	0	x	2	7	1	

WP - Derringer (2-1), LP - Newsom (2-1), Save - None
HR - None

Detroit Batting

Player	AVG	G	AB	R	H	HR	RBI
Averill	.000	3	3	0	0	0	0
Bartell	.269	7	26	2	7	0	3
Campbell	.360	7	25	4	9	1	5
Croucher	.000	1	0	0	0	0	0
Fox	.000	1	1	0	0	0	0
Gehring	.214	7	28	3	6	0	1
Greenberg	.357	7	28	5	10	1	6
Higgins	.333	7	24	2	8	1	6
McCosky	.304	7	23	5	7	0	1
Sullivan	.154	5	13	2	0	0	0
Tebbetts	.000	4	11	0	0	0	0
York	.231	7	26	3	6	1	2

Detroit Pitching

Player	W-L	ERA	G	SV	IP	H	ER
Bridges	1-0	3.00	1	0	9.0	10	3
Gorsica	0-0	0.79	2	0	11.1	6	1
Hutchinson	0-0	9.00	1	0	1.0	1	1
McKain	0-0	3.00	1	0	3.0	4	1
Newsom	2-1	1.38	3	0	26.0	18	4
Rowe	0-2	17.18	2	0	3.2	12	7
Smith	0-0	2.25	1	0	4.0	1	1
Trout	0-1	9.00	1	0	2.0	6	2

Cincinnati Batting

Player	AVG	G	AB	R	H	HR	RBI
Arnovich	.000	1	1	0	0	0	0
Baker	.250	3	4	1	1	0	0
Craft	.000	1	1	0	0	0	0
Frey	.000	3	2	0	0	0	0
Goodman	.276	7	29	5	8	0	5
Joost	.200	7	25	0	5	0	2
Lombardi	.333	2	3	0	1	0	0
FMcCormick	.214	7	28	2	6	0	0
MMcCormick	.310	7	29	1	9	0	2
Myers	.130	7	23	0	3	0	2
Riggs	.000	3	3	1	0	0	0
Ripple	.333	7	21	3	7	1	6
Werber	.370	7	27	5	10	0	2
Wilson	.353	6	17	2	6	0	0

Cincinnati Pitching

Player	W-L	ERA	G	SV	IP	H	ER
Beggs	0-0	9.00	1	0	1.0	3	1
Derringer	2-1	2.79	3	0	19.1	17	6
Hutchings	0-0	9.00	1	0	1.0	2	1
Moore	0-0	3.24	3	0	8.1	8	3
Riddle	0-0	0.00	1	0	1.0	0	0
Thompson	0-1	16.20	1	0	3.1	8	6
Turner	0-1	7.50	1	0	6.0	8	5
Vander Meer	0-0	0.00	1	0	3.0	2	0
Walters	2-0	1.50	2	0	18.0	8	3

NL Standings

Cincinnati	100	53	.654	-
Brooklyn	88	65	.575	12.0
St. Louis	84	69	.549	16.0
Pittsburgh	78	76	.506	22.5
Chicago	75	79	.487	25.5
New York	72	80	.474	27.5
Boston	65	87	.428	34.5
Philadelphia	50	103	.327	50.0


1961 WORLD SERIES
NEW YORK YANKEES 4, CINCINNATI REDS 1
Game 1 @ NYY (Yankee Stadium) - Yankees 2, Reds 0

Oct. 4 - Elston Howard and Bill Skowron each belted solo homers to power Whitey Ford to his record eighth World Series victory.

New York Batting							
Player	AVG	G	AB	R	H	HR	RBI
Berra	.273	4	11	2	3	1	3
Blanchard	.400	4	10	4	4	2	3
Boyer	.267	5	15	0	4	0	3
Gardner	.000	1	1	0	0	0	0
Howard	.250	5	20	5	5	0	1
Kubek	.227	5	22	3	5	0	1
Lopez	.333	4	9	3	3	1	7
Mantle	.167	2	6	0	1	0	0
Maris	.105	5	19	4	2	1	2
Reed	.000	3	0	0	0	0	0
Richardson	.391	5	23	2	9	0	0
Skowron	.353	5	17	3	6	1	5

	1	2	3	4	5	6	7	8	9	R	H	E	Attendance
Cin	0	0	0	0	0	0	0	0	0	0	2	0	62,397
NYY	0	0	0	1	0	1	0	0	x	2	6	0	

WP - Ford (1-0), **LP** - O'Toole (0-1), **Save** - None
HR - Howard, Skowron

Game 2 @ NYY (Yankee Stadium) - Reds 6, Yankees 2

Oct. 5 - Joey Jay allowed the Yankees just 2 runs on 4 hits.

New York Pitching							
Player	W-L	ERA	G	SV	IP	H	ER
Arroyo	1-0	2.25	2	0	4.0	4	1
Coates	0-0	0.00	1	1	4.0	1	0
Daley	1-0	0.00	2	0	7.0	5	0
Ford	2-0	0.00	2	0	14.0	6	0
Stafford	0-0	2.70	1	0	6.2	7	2
Terry	0-1	4.82	2	0	9.1	12	5

	1	2	3	4	5	6	7	8	9	R	H	E	Attendance
Cin	0	0	0	2	1	1	0	2	0	6	9	0	63,093
NYY	0	0	0	2	0	0	0	0	0	2	4	3	

WP - Jay (1-0), **LP** - Terry (0-1), **Save** - None
HR - Coleman, Berra

Game 3 @ CIN (Crosley Field) - Yankees 3, Reds 2

Oct. 7 - Johnny Blanchard delivered a clutch pinch-hit homer in the eighth inning to tie the game at 2-2...Roger Maris then won the game with a homer in the ninth.

Cincinnati Batting							
Player	AVG	G	AB	R	H	HR	RBI
Bell	.000	3	3	0	0	0	0
Blasingame	.143	3	7	1	1	0	0
Cardenas	.333	3	3	0	1	0	0
Chacon	.250	4	12	2	3	0	0
Coleman	.250	5	20	2	5	1	2
Edwards	.364	3	11	1	4	0	2
Freese	.063	5	16	0	1	0	0
Gernert	.000	4	4	0	0	0	0
Johnson	.500	2	4	0	2	0	0
Kasko	.318	5	22	1	7	0	1
Lynch	.000	4	3	0	0	0	0
Pinson	.091	5	22	0	2	0	0
Post	.333	5	18	3	6	1	2
Robinson	.200	5	15	3	3	1	4
Zimmerman	.000	2	0	0	0	0	0

	1	2	3	4	5	6	7	8	9	R	H	E	Attendance
NYY	0	0	0	0	0	0	1	1	1	3	6	1	32,589
Cin	0	0	1	0	0	0	1	0	0	2	8	0	

WP - Arroyo (1-0), **LP** - Purkey (0-1), **Save** - None
HR - Maris, Blanchard

Game 4 @ CIN (Crosley Field) - Yankees 7, Reds 0

Oct. 8 - Whitey Ford combined with Jim Coates to blank the Reds on 5 hits...Ford left the contest in the sixth inning, but not before he extended his World Series scoreless streak to 32.0 innings, eclipsing Babe Ruth's record of 29.2 innings.

Cincinnati Pitching							
Player	W-L	ERA	G	SV	IP	H	ER
Brosnan	0-0	7.50	3	0	6.0	9	5
Henry	0-0	19.29	2	0	2.1	4	5
Hunt	0-0	0.00	1	0	1.0	0	0
Jay	1-1	5.59	2	0	9.2	8	6
Johnson	0-0	0.00	1	0	0.2	0	0
Jones	0-0	0.00	1	0	0.2	0	0
Maloney	0-0	27.00	1	0	0.2	4	2
O'Toole	0-2	3.00	2	0	12.0	11	4
Purkey	0-1	1.64	2	0	11.0	6	2

	1	2	3	4	5	6	7	8	9	R	H	E	Attendance
NYY	0	0	0	1	1	2	3	0	0	7	11	0	32,589
Cin	0	0	0	0	0	0	0	0	0	0	5	1	

WP - Ford (2-0), **LP** - O'Toole (0-2), **Save** - Coates (1)
HR - None

Game 5 @ CIN (Crosley Field) - Yankees 13, Reds 5

Oct. 9 - With Mickey Mantle and Yogi Berra out of the lineup with injuries, the Yankees resorted to the bench and erupted for 6 runs in the first 2 innings...Hector Lopez drove in 5 runs as the Yankees pounded out 15 hits off 8 Reds pitchers.

	1	2	3	4	5	6	7	8	9	R	H	E	Attendance
NYY	5	1	0	5	0	2	0	0	0	13	15	1	32,589
Cin	0	0	3	0	2	0	0	0	0	5	11	3	

WP - Daley (1-0), **LP** - Jay (1-1), **Save** - None
HR - Blanchard, Lopez, Robinson, Post

NL Standings

Cincinnati	93	61	.604	-
Los Angeles	89	65	.578	4.0
San Francisco	85	69	.552	8.0
Milwaukee	83	71	.539	10.0
St. Louis	80	74	.519	13.0
Pittsburgh	75	79	.487	18.0
Chicago	64	90	.416	29.0
Philadelphia	47	107	.305	46.0



1970 NLCS

CINCINNATI REDS 3, PITTSBURGH PIRATES 0

Game 1 @ PIT (Three Rivers Stadium) - Reds 3, Pirates 0 (10)

Oct. 3 - Pete Rose's run-scoring single in the 10th inning, followed by Lee May's 2-run double, ended a scoreless pitching duel between Gary Nolan and Dock Ellis.

Pittsburgh Batting							
Player	AVG	G	AB	R	H	HR	RBI
Alley	.000	2	7	0	0	0	0
Alou	.250	3	12	1	3	0	0
Cash	.125	2	8	1	1	0	0
Clemente	.214	3	14	1	3	0	1
Hebner	.667	2	6	0	4	0	0
Jeter	.000	3	2	0	0	0	0
Mazeroski	.000	1	2	0	0	0	0
Oliver	.250	2	8	0	2	0	1
Pagan	.333	1	3	0	1	0	0
Patek	.000	1	3	0	0	0	0
Robertson	.200	2	5	0	1	0	0
Sanguillen	.167	3	12	0	2	0	0
Stargell	.500	3	12	0	6	0	1

	1	2	3	4	5	6	7	8	9	10	R	H	E	Attendance
Cin	0	0	0	0	0	0	0	0	0	3	3	9	0	33,088
Pit	0	0	0	0	0	0	0	0	0	0	0	8	0	

WP - Nolan (1-0), LP - Ellis (0-1), Save - Carroll (1)
HR - None

Game 2 @ PIT (Three Rivers Stadium) - Reds 3, Pirates 1

Oct. 4 - Bobby Tolan collected 3 hits, including a homer, and scored all 3 Reds runs...starter Jim Merritt earned his seventh straight win over the Pirates...19-year-old Don Gullett tossed 3.1 hitless frames for the save.

Pittsburgh Pitching							
Player	W-L	ERA	G	SV	IP	H	ER
Ellis	0-1	2.79	1	0	9.2	9	3
Gibbon	0-0	0.00	2	0	0.1	1	0
Giusti	0-0	3.86	2	0	2.1	3	1
Moose	0-1	3.52	1	0	7.2	4	3
Walker	0-1	1.29	1	0	7.0	5	1

	1	2	3	4	5	6	7	8	9	R	H	E	Attendance
Cin	0	0	1	0	1	0	0	1	0	3	8	1	39,317
Pit	0	0	0	0	1	0	0	0	0	1	5	2	

WP - Merritt (1-0), LP - Walker (0-1), Save - Gullett (1)
HR - Tolan

Game 3 @ CIN (Riverfront Stadium) - Reds 3 - Pirates 2

Oct. 5 - Pinch-hitter Ty Cline walked in the eighth inning and scored on back-to-back singles by Pete Rose and Bobby Tolan to put the Reds in the lead...Milt Wilcox picked up the victory in relief of Tony Cloninger.

Cincinnati Batting							
Player	AVG	G	AB	R	H	HR	RBI
Bench	.222	3	9	2	2	1	1
Bravo	.000	1	1	0	0	0	0
Carbo	.000	2	6	0	0	0	0
Cline	1.000	2	1	2	1	0	0
Concepcion	.000	3	0	0	0	0	0
Helms	.273	3	11	0	3	0	0
May	.167	3	12	0	2	0	2
McRae	.000	2	4	0	0	0	0
Perez	.333	3	12	1	4	1	2
Rose	.231	3	13	1	3	0	1
Stewart	.000	1	2	0	0	0	0
Tolan	.417	3	12	3	5	1	2
Woodward	.100	3	10	0	1	0	0

	1	2	3	4	5	6	7	8	9	R	H	E	Attendance
Pit	1	0	0	0	1	0	0	0	0	2	10	0	40,538
Cin	2	0	0	0	0	0	0	1	x	3	5	0	

WP - Wilcox (1-0), LP - Moose (0-1), Save - Gullett (2)
HR - Perez, Bench

Cincinnati Pitching							
Player	W-L	ERA	G	SV	IP	H	ER
Carroll	0-0	0.00	2	1	1.1	2	0
Cloninger	0-0	5.40	1	0	5.0	7	2
Granger	0-0	0.00	1	0	0.2	1	0
Gullett	0-0	0.00	2	2	3.2	1	0
Merritt	1-0	1.69	1	0	5.1	3	1
Nolan	1-0	0.00	1	0	9.0	8	0
Wilcox	1-0	0.00	1	0	3.0	1	0



NL West Standings

Cincinnati	102	60	.630	-
Los Angeles	87	74	.540	14.5
San Francisco	86	76	.531	16.0
Houston	79	83	.488	23.0
Atlanta	76	86	.469	26.0
San Diego	63	99	.389	39.0


1970 WORLD SERIES
BALTIMORE ORIOLAS 4, CINCINNATI REDS 1
Game 1 @ CIN (Riverfront Stadium) - Orioles 4, Reds 3

Oct. 10 - Boog Powell hit a 2-run homer and Ellie Hendricks and Brooks Robinson added solo shots as the Orioles overcame an early 3-0 deficit... Jim Palmer pitched 8.2 innings, allowing just 3 runs on 5 hits.

	1	2	3	4	5	6	7	8	9	R	H	E	Attendance
Bal	0	0	0	2	1	0	1	0	0	4	7	2	51,531
Cin	1	0	2	0	0	0	0	0	0	3	5	0	

WP - Palmer (1-0), **LP** - Nolan (0-1), **Save** - Richert (1)
HR - Powell, B. Robinson, Hendricks, May

Game 2 @ CIN (Riverfront Stadium) - Orioles 6, Reds 5

Oct. 11 - For the second straight game the Reds jumped out to a 3-0 lead but could not hold on...the Orioles scored 5 runs in the fifth inning... Boog Powell blasted his second homer of the series and Ellie Hendricks added a 2-run double.

	1	2	3	4	5	6	7	8	9	R	H	E	Attendance
Bal	0	0	0	1	5	0	0	0	0	6	10	2	51,531
Cin	3	0	1	0	0	1	0	0	0	5	7	0	

WP - Phoebus (1-0), **LP** - Wilcox (0-1), **Save** - Hall (1)
HR - Powell, Tolan, Bench

Game 3 @ BAL (Memorial Stadium) - Orioles 9, Reds 3

Oct. 13 - Dave McNally went the distance for the O's and hit a grand slam in the sixth inning...Brooks Robinson made 2 great defensive plays.

	1	2	3	4	5	6	7	8	9	R	H	E	Attendance
Cin	0	1	0	0	0	0	2	0	0	3	9	0	51,773
Bal	2	0	1	0	1	4	1	0	x	9	10	1	

WP - McNally (1-0), **LP** - Cloninger (0-1), **Save** - None
HR - Buford, F. Robinson, McNally

Game 4 @ BAL (Memorial Stadium) - Reds 6, Orioles 5

Oct. 14 - Lee May's clutch 3-run homer in the eighth inning sent the Reds to their only victory of the Series and snapped the Orioles' 17-game winning streak...Clay Carroll picked up the victory in relief.

	1	2	3	4	5	6	7	8	9	R	H	E	Attendance
Cin	0	1	1	0	1	0	0	3	0	6	8	3	53,007
Bal	0	1	3	0	0	1	0	0	0	5	8	0	

WP - Carroll (1-0), **LP** - Watt (0-1), **Save** - None
HR - Rose, May, B. Robinson

Game 5 @ BAL (Memorial Stadium) - Orioles 9, Reds 3

Oct. 15 - The Orioles overcame a 3-run deficit for the third time in the Series and coasted to a 9-3 win and a World Series championship...Baltimore's Frank Robinson and Merv Rettenmund each homered and drove in 2 runs...pitcher Mike Cuellar allowed only 2 hits after the first inning.

	1	2	3	4	5	6	7	8	9	R	H	E	Attendance
Cin	3	0	0	0	0	0	0	0	0	3	6	0	45,341
Bal	2	2	2	0	1	0	0	2	x	9	15	0	

WP - Cuellar (1-0), **LP** - Merritt (0-1), **Save** - None
HR - F. Robinson, Rettenmund

Baltimore Batting							
Player	AVG	G	AB	R	H	HR	RBI
Belanger	.105	5	19	0	2	0	1
Blair	.474	5	19	5	9	0	3
Buford	.267	4	15	3	4	1	1
Etchebarren	.143	2	7	1	1	0	0
Hendricks	.364	3	11	1	4	1	4
Johnson	.313	5	16	2	5	0	2
Powell	.294	5	17	6	5	2	5
Rettenmund	.400	2	5	2	2	1	2
BRobinson	.429	5	21	5	9	2	6
FRobinson	.273	5	22	5	6	2	4
Salmon	1.000	1	1	1	1	0	0

Baltimore Pitching							
Player	W-L	ERA	G	SV	IP	H	ER
Cuellar	1-0	3.18	2	0	11.1	10	4
Drabosky	0-0	2.70	2	0	3.1	2	1
Hall	0-0	0.00	1	1	2.1	0	0
Lopez	0-0	0.00	1	0	0.1	0	0
McNally	1-0	3.00	1	0	9.0	9	3
Palmer	1-0	4.60	2	0	15.2	11	8
Phoebus	1-0	0.00	1	0	1.2	1	0
Richert	0-0	0.00	1	1	0.1	0	0
Watt	0-1	9.00	1	0	1.0	2	1

Cincinnati Batting							
Player	AVG	G	AB	R	H	HR	RBI
Bench	.211	5	19	3	4	1	3
Bravo	.000	4	2	0	0	0	0
Carbo	.000	4	8	0	0	0	0
Chaney	.000	3	1	0	0	0	0
Cline	.333	3	3	0	1	0	0
Concepcion	.333	3	9	0	3	0	3
Corrales	.000	1	1	0	0	0	0
Helms	.222	5	18	1	4	0	0
May	.389	5	18	6	7	2	8
McRae	.455	3	11	1	5	0	3
Perez	.056	5	18	2	1	0	0
Rose	.250	5	20	2	5	1	2
Stewart	.000	2	2	0	0	0	0
Tolan	.211	5	19	5	4	1	1
Woodward	.200	4	5	0	1	0	0

Cincinnati Pitching							
Player	W-L	ERA	G	SV	IP	H	ER
Carroll	1-0	0.00	4	0	9.0	5	0
Cloninger	0-1	7.36	2	0	7.1	10	6
Granger	0-0	33.75	2	0	1.1	7	5
Gullett	0-0	1.35	3	0	6.2	5	1
McGlothlin	0-0	8.31	1	0	4.1	6	4
Merritt	0-1	21.60	1	0	1.2	3	4
Nolan	0-1	7.71	2	0	9.1	9	8
Washburn	0-0	13.50	1	0	1.1	2	2
Wilcox	0-1	9.00	2	0	2.0	3	2



1972 NLCS

CINCINNATI REDS 3, PITTSBURGH PIRATES 2

Game 1 @ PIT (Three Rivers Stadium) - Pirates 5, Reds 1

Oct. 7 - Joe Morgan hit a solo homer off Steve Blass in the first inning, but the Pirates came up with 3 runs in their half of the first and coasted to a 5-1 win.

	1	2	3	4	5	6	7	8	9	R	H	E	Attendance
Cin	1	0	0	0	0	0	0	0	0	1	8	0	50,476
Pit	3	0	0	0	2	0	0	0	x	5	6	0	

WP - Blass (1-0), LP - Gullett (0-1), Save - Hernandez (1)
HR - Morgan, Oliver

Game 2 @ PIT (Three Rivers Stadium) - Reds 5, Pirates 3

Oct. 8 - Pirates starter Bob Moose failed to retire a batter as the Reds led off the game with 5 straight hits en route to a 4-run first inning.

	1	2	3	4	5	6	7	8	9	R	H	E	Attendance
Cin	4	0	0	0	0	0	1	0	0	5	8	1	50,584
Pit	0	0	0	1	1	1	0	0	0	3	7	1	

WP - Hall (1-0), LP - Moose (0-1), Save - None
HR - Morgan

Game 3 @ CIN (Riverfront Stadium) - Pirates 3, Reds 2

Oct. 9 - Manny Sanguillen homered for the first Pittsburgh run, then drove in the tie-breaking run in the eighth inning.

	1	2	3	4	5	6	7	8	9	R	H	E	Attendance
Pit	0	0	0	0	1	0	1	1	0	3	7	0	52,420
Cin	0	0	2	0	0	0	0	0	0	2	8	1	

WP - Kison (1-0), LP - Carroll (0-1), Save - Giusti (1)
HR - Sanguillen

Game 4 @ CIN (Riverfront Stadium) - Reds 7, Pirates 1

Oct. 10 - Starter Ross Grimsley shut down the Pirates in a complete-game effort, allowing the Bucs just 1 run on 2 hits.

	1	2	3	4	5	6	7	8	9	R	H	E	Attendance
Pit	0	0	0	0	0	0	1	0	0	1	2	3	39,447
Cin	1	0	0	2	0	2	2	0	x	7	11	1	

WP - Grimsley (1-0), LP - Ellis (0-1), Save - None
HR - Clemente

Game 5 @ CIN (Riverfront Stadium) - Reds 4, Pirates 3

Oct. 11 - With the Bucs leading 3-2 in the bottom of the ninth inning, Johnny Bench belted a solo homer off Dave Giusti to tie the game at 3-3... Tony Perez and Denis Menke followed with singles, chasing Giusti from the game... with Bob Moose on the mound and George Foster at third base pinch-running for Perez, Moose uncorked a wild pitch that scored Foster with the winning run.

	1	2	3	4	5	6	7	8	9	R	H	E	Attendance
Pit	0	2	0	1	0	0	0	0	0	3	8	0	41,887
Cin	0	0	1	0	1	0	0	0	2	4	7	1	

WP - Carroll (1-1), LP - Giusti (0-1), Save - None
HR - Bench, Geronimo

Pittsburgh Batting

Player	AVG	G	AB	R	H	HR	RBI
Alley	.000	5	16	1	0	0	0
Cash	.211	5	19	0	4	0	0
Clemente	.235	5	17	1	4	1	2
Clines	.000	3	2	1	0	0	0
Davalillo	.000	1	0	0	0	0	0
Hebner	.188	5	16	2	3	0	1
May	.500	1	2	0	1	0	1
Mazeroski	.500	2	2	0	1	0	0
Oliver	.250	5	20	3	5	1	3
Robertson	.000	4	0	0	0	0	0
Sanguillen	.313	5	16	4	5	1	2
Stargell	.063	5	16	1	1	0	1
Stennett	.286	5	21	2	6	0	1

Pittsburgh Pitching

Player	W-L	ERA	G	SV	IP	H	ER
Blass	1-0	1.72	2	0	15.2	12	3
Briles	0-0	3.00	1	0	6.0	6	2
Ellis	0-1	0.00	1	0	5.0	5	0
Giusti	0-1	6.75	3	1	2.2	5	2
Hernandez	0-0	2.70	3	1	3.1	1	1
Johnson	0-0	3.00	2	0	6.0	4	2
Kison	1-0	0.00	2	0	2.1	1	0
Miller	0-0	0.00	1	0	1.0	0	0
Moose	0-1	54.00	1	0	1.0	3	2
Walker	0-0	18.00	1	0	1.0	3	2

Cincinnati Batting


Player	AVG	G	AB	R	H	HR	RBI
Bench	.333	5	18	3	6	1	2
Chaney	.188	5	16	3	3	0	1
Concepcion	.000	3	2	0	0	0	0
Foster	.000	1	0	1	0	0	0
Geronimo	.100	5	20	2	2	1	1
Hague	.000	3	1	0	0	0	0
McRae	.000	1	0	0	0	0	0
Menke	.250	5	16	1	4	0	0
Morgan	.263	5	19	5	5	2	3
Perez	.200	5	20	0	4	0	2
Rose	.450	5	20	1	9	0	2
Tolan	.238	5	21	3	5	0	4
Uhlender	.500	2	2	0	1	0	0

Cincinnati Pitching

Player	W-L	ERA	G	SV	IP	H	ER
Billingham	0-0	3.86	1	0	4.2	5	2
Borbon	0-0	2.08	3	0	4.1	2	1
Carroll	1-1	3.38	2	0	2.2	2	1
Grimsley	1-0	1.00	1	0	9.0	2	1
Gullett	0-1	8.00	2	0	9.0	12	8
Hall	1-0	1.23	2	0	7.1	3	1
McGlothin	0-0	0.00	1	0	1.0	0	0
Nolan	0-0	1.50	1	0	6.0	4	1

NL West Standings

Cincinnati	95	59	.617	-
Houston	84	69	.549	10.5
Los Angeles	85	70	.548	10.5
Atlanta	70	84	.455	25.0
San Francisco	69	86	.445	26.5
San Diego	58	95	.379	36.5


1972 WORLD SERIES
OAKLAND A'S 4, CINCINNATI REDS 3
Game 1 @ CIN (Riverfront Stadium) - A's 3, Reds 2

Oct. 14 - Gene Tenace became the first player in history to homer in each of his first 2 World Series at bats.

	1	2	3	4	5	6	7	8	9	R	H	E	Attendance
Oak	0	2	0	0	1	0	0	0	0	3	4	0	52,918
Cin	0	1	0	1	0	0	0	0	0	2	7	0	

WP - Holtzman (1-0), LP - Nolan (0-1), Save - Blue (1)
HR - Tenace 2

Game 2 @ CIN (Riverfront Stadium) - A's 2, Reds 1

Oct. 15 - Hal McRae cut Cincinnati's deficit in half with a 2-out RBI single in the bottom of the ninth inning, but Rollie Fingers entered the game for a 1-out save.

	1	2	3	4	5	6	7	8	9	R	H	E	Attendance
Oak	0	1	1	0	0	0	0	0	0	2	9	2	53,224
Cin	0	0	0	0	0	0	0	0	1	1	6	0	

WP - Hunter (1-0), LP - Grimsley (0-1), Save - Fingers (1)
HR - Rudi

Game 3 @ OAK (Oakland-Alameda County Coliseum) - Reds 1, A's 0

Oct. 17 - Cesar Geronimo finally broke a 0-0 tie when his single in the top of the seventh inning scored Tony Perez.

	1	2	3	4	5	6	7	8	9	R	H	E	Attendance
Cin	0	0	0	0	0	0	1	0	0	1	4	2	49,410
Oak	0	0	0	0	0	0	0	0	0	0	3	2	

WP - Billingham (1-0), LP - Odom (0-1), Save - Carroll (1)
HR - None

Game 4 @ OAK (Oakland-Alameda County Coliseum) - A's 3, Reds 2

Oct. 19 - The Reds lost their 2-1 lead in the bottom of the ninth inning when the A's strung together 4 consecutive 1-out singles.

	1	2	3	4	5	6	7	8	9	R	H	E	Attendance
Cin	0	0	0	0	0	0	0	2	0	2	7	1	49,410
Oak	0	0	0	0	1	0	0	0	2	3	10	1	

WP - Fingers (1-0), LP - Carroll (0-1), Save - None
HR - Tenace

Game 5 @ OAK (Oakland-Alameda County Coliseum) - Reds 5, A's 4

Oct. 20 - Bobby Tolan tied the game at 4-4 with an RBI single in the eighth inning and Pete Rose provided the winning hit in the ninth.

	1	2	3	4	5	6	7	8	9	R	H	E	Attendance
Cin	1	0	0	1	1	0	0	1	1	5	8	0	49,410
Oak	0	3	0	1	0	0	0	0	0	4	7	2	

WP - Grimsley (1-1), LP - Fingers (1-1), Save - Billingham (1)
HR - Rose, Menke, Tenace

Game 6 @ CIN (Riverfront Stadium) - Reds 8, A's 1

Oct. 21 - After the first 5 games were decided by a single run, the Reds used a 5-run seventh inning to earn the series' only lopsided victory.

	1	2	3	4	5	6	7	8	9	R	H	E	Attendance
Oak	0	0	0	0	1	0	0	0	0	1	7	1	52,737
Cin	0	0	0	1	1	5	0	x		8	10	0	

WP - Grimsley (2-1), LP - Blue (0-1), Save - Hall (1)
HR - Bench

Game 7 @ CIN (Riverfront Stadium) - A's 3, Reds 2

Oct. 22 - Four Oakland pitchers combined to scatter only 4 hits as the A's earned their first World Series title since 1930.

	1	2	3	4	5	6	7	8	9	R	H	E	Attendance
Oak	1	0	0	0	0	2	0	0	0	3	6	1	56,040
Cin	0	0	0	0	1	0	0	1	0	2	4	2	

WP - Hunter (2-0), LP - Borbon (0-1), Save - Fingers (2)
HR - None

Oakland Batting							
Player	AVG	G	AB	R	H	HR	RBI
Alou	.042	7	24	0	1	0	0
Bando	.269	7	26	2	7	0	1
Campaneris	.179	7	28	1	5	0	0
Duncan	.200	3	5	0	1	0	0
Epstein	.000	6	16	1	0	0	0
Green	.333	7	18	0	6	0	1
Hegan	.200	6	5	0	1	0	0
Hendrick	.133	5	15	3	2	0	0
Kubiak	.333	4	3	0	1	0	0
Lewis	.000	6	0	2	0	0	0
Mangual	.300	4	10	1	3	0	1
Marquez	.600	5	5	0	3	0	1
Mincher	1.000	3	1	0	1	0	1
Rudi	.240	7	25	1	6	1	1
Tenace	.348	7	23	5	8	4	9

Oakland Pitching							
Player	W-L	ERA	G	SV	IP	H	ER
Blue	0-1	4.15	4	1	8.2	8	4
Fingers	1-1	1.74	6	2	10.1	4	2
Hamilton	0-0	6.75	2	0	1.1	2	1
Holtzman	1-0	2.13	3	0	12.2	11	3
Horlen	0-0	27.00	1	0	1.1	3	4
Hunter	2-0	2.81	3	0	16.0	12	5
Locker	0-0	0.00	1	0	0.1	1	0
Odom	0-1	1.59	2	0	11.1	5	2

Cincinnati Batting							
Player	AVG	G	AB	R	H	HR	RBI
Bench	.261	7	23	4	6	1	1
Chaney	.000	4	7	0	0	0	0
Concepcion	.308	6	13	2	4	0	2
Foster	.000	2	0	0	0	0	0
Geronimo	.158	7	19	1	3	0	3
Hague	.000	3	3	0	0	0	0
Javier	.000	4	2	0	0	0	0
McRae	.444	5	9	1	4	0	2
Menke	.083	7	24	1	2	1	2
Morgan	.125	7	24	4	3	0	1
Perez	.435	7	23	3	10	0	2
Rose	.214	7	28	3	6	1	2
Tolan	.269	7	26	2	7	0	6

Cincinnati Pitching							
Player	W-L	ERA	G	SV	IP	H	ER
Billingham	1-0	0.00	3	1	13.2	6	0
Borbon	0-1	3.86	6	0	7.0	7	3
Carroll	0-1	1.59	5	1	5.2	6	1
Grimsley	2-1	2.57	4	0	7.0	7	2
Gullett	0-0	1.29	1	0	7.0	5	1
Hall	0-0	0.00	4	1	8.1	6	0
McGlothlin	0-0	12.00	1	0	3.0	2	4
Nolan	0-1	3.38	2	0	10.2	7	4



1973 NLCS

NEW YORK METS 3, CINCINNATI REDS 2

Game 1 @ CIN (Riverfront Stadium) - Reds 2, Mets 1

Oct. 6 - Tom Seaver set a league playoff record by striking out 13 Reds, but after 7 scoreless innings he allowed a solo homer to Pete Rose in the eighth inning and another solo blast to Johnny Bench in the ninth.

New York Batting							
Player	AVG	G	AB	R	H	HR	RBI
Boswell	.000	1	1	0	0	0	0
Garrett	.087	5	23	1	2	0	1
Grote	.211	5	19	2	4	0	2
Hahn	.235	5	17	2	4	0	1
Harrelson	.167	5	18	1	3	0	2
Jones	.300	5	20	3	6	0	3
Kranepool	.500	1	2	0	1	0	2
Mays	.333	1	3	1	1	0	1
Millan	.316	5	19	5	6	0	2
Milner	.176	5	17	2	3	0	1
Staub	.200	4	15	4	3	3	5

	1	2	3	4	5	6	7	8	9	R	H	E	Attendance
NYM	0	1	0	0	0	0	0	0	0	1	3	0	53,431
Cin	0	0	0	0	0	0	0	1	1	2	6	0	

WP - Borbon (1-0), LP - Seaver (0-1), Save - None
HR - Rose, Bench

Game 2 @ CIN (Riverfront Stadium) - Mets 5, Reds 0

Oct. 7 - Jon Matlack pitched a 2-hitter and struck out 9 batters as the Reds were blanked for the first time in NLCS play.

New York Pitching							
Player	W-L	ERA	G	SV	IP	H	ER
Koosman	1-0	2.00	1	0	9.0	8	2
Matlack	1-0	0.00	1	0	9.0	2	0
McGraw	0-0	0.00	2	1	5.0	4	0
Parker	0-1	9.00	1	0	1.0	1	1
Seaver	1-1	1.62	2	0	16.2	13	3
Stone	0-0	1.35	1	0	6.2	3	1

	1	2	3	4	5	6	7	8	9	R	H	E	Attendance
NYM	0	0	0	1	0	0	0	4	5	7	7	0	54,041
Cin	0	0	0	0	0	0	0	0	0	2	2	0	

WP - Matlack (1-0), LP - Gullett (0-1), Save - None
HR - Staub

Game 3 @ NYM (Shea Stadium) - Mets 9, Reds 2

Oct. 8 - Rusty Staub homered in his first 2 times at the plate to lead starter Jerry Koosman to an easy 9-2 victory...twice the game was marred by bench-clearing brawls, triggered when Pete Rose slid into Bud Harrelson at second base in the fifth inning.

Cincinnati Batting							
Player	AVG	G	AB	R	H	HR	RBI
Armbrister	.167	3	6	0	1	0	0
Bench	.263	5	19	1	5	1	1
Chaney	.000	5	9	0	0	0	0
Crosby	.500	2	2	0	1	0	0
Driessen	.167	4	12	0	2	0	1
Gagliano	.000	3	3	0	0	0	0
Geronimo	.067	4	15	0	1	0	0
Griffey	.143	3	7	0	1	0	0
King	.500	3	2	0	1	0	0
Kosco	.300	3	10	0	3	0	0
Menke	.222	3	9	1	2	1	1
Morgan	.100	5	20	1	2	0	1
Perez	.091	5	22	1	2	1	2
Rose	.381	5	21	3	8	2	2
Stahl	.500	4	4	1	2	0	0

	1	2	3	4	5	6	7	8	9	R	H	E	Attendance
Cin	0	0	2	0	0	0	0	0	0	2	8	1	53,967
NYM	1	5	1	2	0	0	0	x	9	11	1	1	

WP - Koosman (1-0), LP - Grimsley (0-1), Save - None
HR - Menke, Staub 2

Game 4 @ NYM (Shea Stadium) - Reds 2, Mets 1 (12)

Oct. 9 - Tony Perez tied the game at 1-1 in the seventh with his first homer of the NLCS...Pete Rose hit a home run off Harry Parker in the 12th inning.

Cincinnati Pitching							
Player	W-L	ERA	G	SV	IP	H	ER
Billingham	0-1	4.50	2	0	12.0	9	6
Borbon	1-0	0.00	4	1	4.2	3	0
Carroll	1-0	1.29	3	0	7.0	5	1
Grimsley	0-1	12.27	2	0	3.2	7	5
Gullett	0-1	2.00	3	0	9.0	4	2
Hall	0-0	67.50	3	0	0.2	3	5
Nelson	0-0	0.00	1	0	2.1	0	0
Norman	0-0	1.80	1	0	5.0	1	1
Tomlin	0-0	16.20	1	0	1.2	5	3

	1	2	3	4	5	6	7	8	9	10	11	12	R	H	E	Attendance	
Cin	0	0	0	0	0	1	0	0	0	1	2	8	0	2	8	0	50,786
NYM	0	0	1	0	0	0	0	0	0	0	0	0	1	3	1	1	

WP - Carroll (1-0), LP - Parker (0-1), Save - Borbon (1)
HR - Rose, Perez

Game 5 @ NYM (Shea Stadium) - Mets 7, Reds 2

Oct. 10 - The Mets broke the game open with a 4-run fifth inning en route to their second pennant.

	1	2	3	4	5	6	7	8	9	R	H	E	Attendance
Cin	0	0	1	0	1	0	0	0	0	2	7	1	50,323
NYM	2	0	0	0	4	1	0	0	x	7	13	1	

WP - Seaver (1-1), LP - Billingham (0-1), Save - None
HR - None

NL West Standings

Cincinnati	99	63	.611	-
Los Angeles	95	66	.590	3.5
San Francisco	88	74	.543	11.0
Houston	82	80	.506	17.0
Atlanta	76	85	.472	22.5
San Diego	60	102	.370	39.0



1975 NLCS

CINCINNATI REDS 3, PITTSBURGH PIRATES 0

Game 1 @ CIN (Riverfront Stadium) - Reds 8, Pirates 3

Oct. 4 - Don Gullett held the Pirates to just 3 runs on 8 hits in 9 innings and helped his own cause with a homer, single and 3 RBI.

	1	2	3	4	5	6	7	8	9	R	H	E	Attendance
Pit	0	2	0	0	0	0	0	0	1	3	8	0	54,633
Cin	0	1	3	0	4	0	0	0	x	8	11	0	

WP - Gullett (1-0), LP - Reuss (0-1), Save - None
HR - Gullett

Game 2 @ CIN (Riverfront Stadium) - Reds 6, Pirates 1

Oct. 5 - Tony Perez drove in 3 runs with a 2-run homer and RBI-single and Fred Norman tossed 6 innings of 4-hit, 1-run ball...Reds base runners stole 7 bases to establish a League Championship Series record.

	1	2	3	4	5	6	7	8	9	R	H	E	Attendance
Pit	0	0	0	1	0	0	0	0	0	1	5	0	54,752
Cin	2	0	0	2	0	1	0	x		6	12	1	

WP - Norman (1-0), LP - Rooker (0-1), Save - Eastwick (1)
HR - Perez

Game 3 @ PIT (Three Rivers Stadium) - Reds 5, Pirates 3 (10)

Oct. 7 - The Reds took a 3-2 lead in the eighth inning on a Pete Rose 2-run homer only to see the Pirates tie the game in the ninth when Reds hurler Rawly Eastwick walked in the tying run with 2 out and the bases loaded...in the 10th, the Reds scored 2 runs to take the series and ruin the 14-strikeout performance of rookie John Candelaria.

	1	2	3	4	5	6	7	8	9	10	R	H	E	Attendance
Cin	0	1	0	0	0	0	0	2	0	2	5	6	0	46,355
Pit	0	0	0	0	0	2	0	0	1	0	3	7	2	

WP - Eastwick (1-0), LP - Hernandez (0-1), Save - Borbon (1)
HR - Rose, Concepcion, Oliver

Pittsburgh Batting

Player	AVG	G	AB	R	H	HR	RBI
Dyer	.000	1	0	0	0	0	1
Hebner	.333	3	12	2	4	0	2
Kirkpatrick	.000	2	2	0	0	0	0
Oliver	.182	3	11	1	2	1	2
Parker	.000	3	10	2	0	0	0
Randolph	.000	2	2	1	0	0	0
Reynolds	.000	2	1	0	0	0	0
Robertson	.500	3	2	0	1	0	1
Robinson	.000	2	2	0	0	0	0
Sanguillen	.167	3	12	0	2	0	0
Stargell	.182	3	11	1	2	0	0
Stennett	.214	3	14	0	3	0	0
Taveras	.143	3	7	0	1	0	1
Zisk	.500	3	10	0	5	0	0

Pittsburgh Pitching

Player	W-L	ERA	G	SV	IP	H	ER
Brett	0-0	0.00	2	0	2.1	1	0
Candelaria	0-0	3.52	1	0	7.2	3	3
Demery	0-0	18.00	1	0	2.0	4	4
Ellis	0-0	0.00	1	0	2.0	2	0
Giusti	0-0	0.00	1	0	1.1	0	0
Hernandez	0-1	27.00	1	0	0.2	3	2
Kison	0-0	4.50	1	0	2.0	2	1
Reuss	0-1	13.50	1	0	2.2	4	4
Rooker	0-1	9.00	1	0	4.0	7	4
Tekulve	0-0	6.75	2	0	1.1	3	1

Cincinnati Batting

Player	AVG	G	AB	R	H	HR	RBI
Armbrister	.000	2	0	0	0	0	1
Bench	.077	3	13	1	1	0	0
Concepcion	.455	3	11	2	5	1	1
Crowley	.000	1	0	0	0	0	0
Foster	.364	3	11	3	4	0	0
Geronimo	.000	3	10	0	0	0	1
Griffey	.333	3	12	4	4	0	4
Morgan	.273	3	11	2	3	0	1
Perez	.417	3	12	3	5	1	4
Rettenmund	.000	2	1	0	0	0	0
Rose	.357	3	14	3	5	1	2

Cincinnati Pitching

Player	W-L	ERA	G	SV	IP	H	ER
Borbon	0-0	0.00	1	1	1.0	0	0
Carroll	0-0	0.00	1	0	1.0	0	0
Eastwick	1-0	0.00	2	1	3.2	2	0
Gullett	1-0	3.00	1	0	9.0	8	3
McEnaney	0-0	6.75	1	0	1.1	1	1
Nolan	0-0	3.00	1	0	6.0	5	2
Norman	1-0	1.50	1	0	6.0	4	1

NL West Standings

Cincinnati	108	54	.667	-
Los Angeles	88	74	.543	20.0
San Francisco	80	81	.497	27.5
San Diego	71	91	.438	37.0
Atlanta	67	94	.416	40.5
Houston	64	97	.398	43.5





1975 WORLD SERIES

CINCINNATI REDS 4, BOSTON RED SOX 3

Game 1 @ BOS (Fenway Park) - Red Sox 6, Reds 0

Oct. 10 - Luis Tiant tossed a 5-hitter.

	1	2	3	4	5	6	7	8	9	R	H	E	Attendance
Cin	0	0	0	0	0	0	0	0	0	0	5	0	35,205
Bos	0	0	0	0	0	6	0	x	6	12	0		

WP - Tiant (1-0), LP - Gullett (0-1), Save - None

HR - None

Game 2 @ BOS (Fenway Park) - Reds 3, Red Sox 2

Oct. 11 - A pair of RBI singles in the ninth inning led the Reds' comeback.

	1	2	3	4	5	6	7	8	9	R	H	E	Attendance
Cin	0	0	0	1	0	0	0	0	2	3	7	1	35,205
Bos	1	0	0	0	1	0	0	0	0	2	7	0	

WP - Eastwick (1-0), LP - Drago (0-1), Save - None

HR - None

Game 3 @ CIN (Riverfront Stadium) - Reds 6, Red Sox 5 (10)

Oct. 14 - In the 10th, Ed Armbrister and Carlton Fisk collided on a bunt.

	1	2	3	4	5	6	7	8	9	10	R	H	E	Attendance
Bos	0	1	0	0	0	1	1	0	2	0	5	10	2	55,392
Cin	0	0	0	2	3	0	0	0	0	1	6	7	0	

WP - Eastwick (2-0), LP - Willoughby (0-1), Save - None

HR - Fisk, Evans, Bench, Concepcion, Geronimo, Carbo

Game 4 @ CIN (Riverfront Stadium) - Red Sox 5, Reds 4

Oct. 15 - Luis Tiant pitched his second complete game of the series.

	1	2	3	4	5	6	7	8	9	R	H	E	Attendance
Bos	0	0	0	5	0	0	0	0	0	5	11	1	55,667
Cin	2	0	0	2	0	0	0	0	0	4	9	1	

WP - Tiant (2-0), LP - Norman (0-1), Save - None

HR - None

Game 5 @ CIN (Riverfront Stadium) - Reds 6, Red Sox 2

Oct. 16 - Tony Perez's 3-run homer in the sixth sparked the Reds' offense.

	1	2	3	4	5	6	7	8	9	R	H	E	Attendance
Bos	1	0	0	0	0	0	0	1	2	5	0	0	56,393
Cin	0	0	0	1	1	3	0	1	x	6	8	0	

WP - Gullett (1-1), LP - Cleveland (0-1), Save - Eastwick (1)

HR - Perez 2

Game 6 @ BOS (Fenway Park) - Red Sox 7, Reds 6 (12)

Oct. 21 - In the 12th, Carlton Fisk homered off the left field foul pole.

	1	2	3	4	5	6	7	8	9	10	11	12	R	H	E	Attendance
Cin	0	0	0	0	3	0	2	1	0	0	0	0	6	14	0	35,205
Bos	3	0	0	0	0	0	0	3	0	0	0	1	7	10	1	

WP - Wise (1-0), LP - Darcy (0-1), Save - None

HR - Geronimo, Fisk, Lynn, Carbo

Game 7 @ BOS (Fenway Park) - Reds 4, Red Sox 3

Oct. 22 - Joe Morgan's ninth-inning single with 2 outs gave the Reds their first World Series title since 1940.

	1	2	3	4	5	6	7	8	9	R	H	E	Attendance
Cin	0	0	0	0	2	1	0	1	1	4	9	0	35,205
Bos	0	0	3	0	0	0	0	0	0	3	5	2	

WP - Carroll (1-0), LP - Burton (0-1), Save - McEnaney (1)

HR - Perez

Boston Batting							
Player	AVG	G	AB	R	H	HR	RBI
Beniquez	.125	3	8	0	1	0	1
Burleson	.292	7	24	1	7	0	2
Carbo	.429	4	7	3	3	2	4
Cooper	.053	5	19	0	1	0	1
Doyle	.267	7	30	8	1	0	0
Evans	.292	7	24	3	7	1	5
Fisk	.240	7	25	5	6	2	4
Griffin	.000	1	1	0	0	0	0
Lynn	.280	7	25	3	7	1	5
Miller	.000	3	2	0	0	0	0
Montgomery	.000	1	1	0	0	0	0
Petrocelli	.308	7	26	3	8	0	4
Yastrzemski	.310	7	29	7	9	0	4

Boston Pitching							
Player	W-L	ERA	G	SV	IP	H	ER
Burton	0-1	9.00	2	0	1.0	1	1
Cleveland	0-1	6.75	3	0	6.2	7	5
Drago	0-1	2.25	2	0	4.0	3	1
Lee	0-0	3.14	2	0	14.1	12	5
Moret	0-0	0.00	2	0	1.2	2	0
Pole	0-0	-	1	0	0.0	0	1
Segui	0-0	0.00	1	0	1.0	0	0
Tiant	2-0	3.60	3	0	25.0	25	10
Willoughby	0-1	0.00	3	0	6.1	3	0
Wise	1-0	8.44	2	0	5.1	6	5

Cincinnati Batting							
Player	AVG	G	AB	R	H	HR	RBI
Armbrister	.000	4	1	1	0	0	0
Bench	.207	7	29	5	6	1	4
Chaney	.000	2	2	0	0	0	0
Concepcion	.179	7	28	3	5	1	4
Crowley	.500	2	2	0	1	0	0
Driessen	.000	2	2	0	0	0	0
Foster	.276	7	29	1	8	0	2
Geronimo	.280	7	25	3	7	2	3
Grieffy	.269	7	26	4	7	0	4
Morgan	.259	7	27	4	7	0	3
Perez	.179	7	28	4	5	3	7
Rettenmund	.000	3	3	0	0	0	0
Rose	.370	7	27	3	10	0	2

Cincinnati Pitching							
Player	W-L	ERA	G	SV	IP	H	ER
Billingham	0-0	1.00	3	0	9.0	8	1
Borbon	0-0	6.00	3	0	3.0	3	2
Carroll	1-0	3.18	5	0	5.2	4	2
Darcy	0-1	4.50	2	0	4.0	3	2
Eastwick	2-0	2.25	5	1	8.0	6	2
Gullett	1-1	4.34	3	0	18.2	19	9
McEnaney	0-0	2.70	5	1	6.2	3	2
Nolan	0-0	6.00	2	0	6.0	6	4
Norman	0-1	9.00	2	0	4.0	8	4

Pete Rose - World Series MVP

POS	G	AB	H	2B	3B	HR	R	RBI	AVG	OBP	SLG
3B g1	4	0	0	0	0	0	0	0	.000	.000	.000
3B g2	4	2	0	0	0	0	0	0	.500	.500	.500
3B g3	4	1	0	1	0	1	0	1	.250	.400	.750
3B g4	3	1	0	0	0	1	0	1	.333	.600	.333
3B g5	3	2	1	0	0	0	1	1	.667	.750	1.000
3B g6	5	2	0	0	0	1	0	1	.400	.500	.400
3B g7	4	2	0	0	0	0	1	1	.500	.500	.500
-	7	27	10	1	1	0	3	2	.370	.485	.481



1976 NLCS

CINCINNATI REDS 3, PHILADELPHIA PHILLIES 0

Game 1 @ PHI (Veterans Stadium) - Reds 6, Phillies 3

Oct. 9 - George Foster homered...Pete Rose had 2 doubles, a triple and an RBI...Don Gullett allowed 2 hits in 8 innings.

	1	2	3	4	5	6	7	8	9	R	H	E	Attendance
Cin	0	0	1	0	0	2	0	3	0	6	10	0	62,640
Phi	1	0	0	0	0	0	0	0	2	3	6	1	

WP - Gullett (1-0), LP - Carlton (0-1), Save - None
HR - Foster

Game 2 @ PHI (Veterans Stadium) - Reds 6, Phillies 2

Oct. 10 - Pete Rose had 2 more hits...Ken Griffey added 2 hits and an RBI...Pedro Borbon earned a save by tossing 4 scoreless innings in relief of starter Pat Zachry.

	1	2	3	4	5	6	7	8	9	R	H	E	Attendance
Cin	0	0	0	0	0	4	2	0	0	6	6	0	62,651
Phi	0	1	0	0	1	0	0	0	0	2	10	1	

WP - Zachry (1-0), LP - Lonborg (0-1), Save - Borbon (1)
HR - Luzinski

Game 3 @ CIN (Riverfront Stadium) - Reds 7, Phillies 6

Oct. 12 - Trailing 6-4 in the bottom of the ninth inning, the Reds rallied for 3 runs to earn their second straight NLCS sweep...George Foster and Johnny Bench delivered back-to-back home runs in the ninth to ignite the pennant-clinching rally.

	1	2	3	4	5	6	7	8	9	R	H	E	Attendance
Phi	0	0	0	1	0	0	2	2	1	6	11	0	55,047
Cin	0	0	0	0	0	0	4	0	3	7	9	2	

WP - Eastwick (1-0), LP - Garber (0-1), Save - None
HR - Foster, Bench

Philadelphia Batting

Player	AVG	G	AB	R	H	HR	RBI
Allen	.222	3	9	1	2	0	0
Boone	.286	3	7	0	2	0	1
Bowa	.125	3	8	1	1	0	1
Brown	.000	1	2	0	0	0	0
Cash	.308	3	13	1	4	0	1
Harmon	.000	1	0	1	0	0	0
Johnstone	.778	3	9	1	7	0	2
Luzinski	.273	3	11	2	3	1	2
Maddox	.231	3	13	2	3	0	2
Martin	.000	1	1	1	0	0	0
McCarver	.000	2	4	0	0	0	0
Oates	.000	1	1	0	0	0	0
Schmidt	.308	3	13	1	4	0	2
Tolan	.000	3	2	0	0	0	0

Philadelphia Pitching

Player	W-L	ERA	G	SV	IP	H	ER
Carlton	0-1	3.86	1	0	7.0	8	3
Garber	0-1	40.50	2	0	0.2	2	3
Kaat	0-0	3.00	1	0	6.0	2	2
Lonborg	0-1	1.69	1	0	5.1	2	1
McGraw	0-0	11.57	2	0	2.1	4	3
Reed	0-0	7.71	2	0	4.2	6	4
Underwood	0-0	0.00	1	0	0.1	1	0

Cincinnati Batting

Player	AVG	G	AB	R	H	HR	RBI
Armbrister	.000	1	0	0	0	0	0
Bench	.333	3	12	3	4	1	1
Concepcion	.200	3	10	4	2	0	0
Driessen	.000	1	1	0	0	0	0
Flynn	.000	1	0	0	0	0	0
Foster	.167	3	12	2	2	2	4
Geronimo	.182	3	11	0	2	0	2
Griffey	.385	3	13	2	5	0	2
Lum	.000	1	1	0	0	0	0
Morgan	.000	3	7	2	0	0	0
Perez	.200	3	10	1	2	0	3
Rose	.429	3	14	3	6	0	2

Cincinnati Pitching

Player	W-L	ERA	G	SV	IP	H	ER
Borbon	0-0	0.00	2	1	4.1	4	0
Eastwick	1-0	12.00	2	0	3.0	7	4
Gullett	1-0	1.13	1	0	8.0	2	1
Nolan	0-0	1.59	1	0	5.2	6	1
Sarmiento	0-0	18.00	1	0	1.0	2	2
Zachry	1-0	3.60	1	0	5.0	6	2

NL West Standings

Cincinnati	102	60	.630	-
Los Angeles	92	70	.568	10.0
Houston	80	82	.494	22.0
San Francisco	74	88	.457	28.0
San Diego	73	89	.451	29.0
Atlanta	70	92	.432	32.0





1976 WORLD SERIES

CINCINNATI REDS 4, NEW YORK YANKEES 0

Game 1 @ CIN (Riverfront Stadium) - Reds 5, Yankees 1

Oct. 16 - The Yankees returned to the World Series after a 12-year absence...Joe Morgan homered in the first inning, and Tony Perez led the Cincinnati offensive attack with 3 hits...Don Gullett allowed the Yankees just 1 run on 5 hits in 7.1 innings pitched.

	1	2	3	4	5	6	7	8	9	R	H	E	Attendance
NY Yankees	0	1	0	0	0	0	0	0	0	1	5	1	54,826
Cincinnati	1	0	1	0	0	1	2	0	x	5	10	1	

WP - Gullett (1-0), **LP** - Alexander (0-1), **Save** - None
HR - Morgan

Game 2 @ CIN (Riverfront Stadium) - Reds 4, Yankees 3

Oct. 17 - The Reds broke a 3-3 tie with 2 outs in the ninth inning when Fred Stanley threw Ken Griffey's grounder into the dugout for a 2-base error...Griffey then scored the game-winner on Tony Perez' single.

	1	2	3	4	5	6	7	8	9	R	H	E	Attendance
NY Yankees	0	0	0	1	0	0	2	0	0	3	9	1	54,816
Cincinnati	0	3	0	0	0	0	0	0	1	4	10	0	

WP - Billingham (1-0), **LP** - Hunter (0-1), **Save** - None
HR - None

Game 3 @ NYY (Yankee Stadium) - Reds 6, Yankees 2

Oct. 19 - Dan Driessen cracked 3 hits, including a homer, and pitchers Pat Zachry and Will McEnaney scattered 8 hits...the Reds jumped out to an early 3-0 lead in the second inning and never looked back.

	1	2	3	4	5	6	7	8	9	R	H	E	Attendance
Cincinnati	0	3	0	1	0	0	0	2	0	6	13	2	56,667
NY Yankees	0	0	0	1	0	0	1	0	0	2	8	0	

WP - Zachry (1-0), **LP** - Ellis (0-1), **Save** - McEnaney (1)
HR - Driessen, Mason

Game 4 @ NYY (Yankee Stadium) - Reds 7, Yankees 2

Oct. 21 - Johnny Bench drove in 5 runs with a pair of homers as the Reds completed a 4-game sweep of the Yankees to earn their second straight World Series championship...Bench ended the series with a .533 average...the Reds went 7-0 in the Postseason.

	1	2	3	4	5	6	7	8	9	R	H	E	Attendance
Cincinnati	0	0	0	3	0	0	0	0	4	7	9	2	56,700
NY Yankees	1	0	0	0	1	0	0	0	0	2	8	0	

WP - Nolan (1-0), **LP** - Figueroa (0-1), **Save** - McEnaney (2)
HR - Bench 2

New York Batting							
Player	AVG	G	AB	R	H	HR	RBI
Chambliss	.313	4	16	1	5	0	1
Gamble	.125	3	8	0	1	0	1
Hendricks	.000	2	2	0	0	0	0
Maddox	.200	2	5	0	1	0	0
Mason	1.000	3	1	1	1	1	1
May	.000	4	9	0	0	0	0
Munson	.529	4	17	2	9	0	2
Nettles	.250	4	12	0	3	0	2
Piniella	.333	4	9	1	3	0	0
Randolph	.071	4	14	1	1	0	0
Rivers	.167	4	18	1	3	0	0
Stanley	.167	4	6	1	1	0	1
Velez	.000	3	3	0	0	0	0
White	.133	4	15	0	2	0	0

New York Pitching							
Player	W-L	ERA	G	SV	IP	H	ER
Alexander	0-1	7.50	1	0	6.0	9	5
Ellis	0-1	10.80	1	0	3.1	7	4
Figueroa	0-1	5.63	1	0	8.0	6	5
Hunter	0-1	3.12	1	0	8.2	10	3
Jackson	0-0	4.91	1	0	3.2	4	2
Lyle	0-0	0.00	2	0	2.2	1	0
Tidrow	0-0	7.71	2	0	2.1	5	2

Cincinnati Batting							
Player	AVG	G	AB	R	H	HR	RBI
Bench	.533	4	15	4	8	2	6
Concepcion	.357	4	14	1	5	0	3
Driessen	.357	4	14	4	5	1	1
Foster	.429	4	14	3	6	0	4
Geronimo	.308	4	13	3	4	0	1
Griffey	.059	4	17	2	1	0	1
Morgan	.333	4	15	3	5	1	2
Perez	.313	4	16	1	5	0	2
Rose	.188	4	16	1	3	0	1

Cincinnati Pitching							
Player	W-L	ERA	G	SV	IP	H	ER
Billingham	1-0	0.00	1	0	2.2	0	0
Borbon	0-0	0.00	1	0	1.2	0	0
Gullett	1-0	1.23	1	0	7.1	5	1
McEnaney	0-0	0.00	2	2	4.2	2	0
Nolan	1-0	2.70	1	0	6.2	8	2
Norman	0-0	4.26	1	0	6.1	9	3
Zachry	1-0	2.70	1	0	6.2	6	2

Johnny Bench - World Series MVP												
POS	G	AB	H	2B	3B	HR	R	RBI	AVG	OBP	SLG	
C	g1	3	2	0	1	0	1	1	.667	.667	1.333	
C	g2	4	2	1	0	0	1	0	.500	.500	.750	
C	g3	4	2	0	0	0	0	0	.500	.500	.500	
C	g4	4	2	0	0	2	2	5	.500	.500	2.000	
C	4	15	8	1	1	2	4	6	.533	.533	1.133	


1979 NLCS
PITTSBURGH PIRATES 3, CINCINNATI REDS 0
Game 1 @ CIN (Riverfront Stadium) - Pirates 5, Reds 2 (11)

Oct. 2 - Willie Stargell blasted a 3-run homer in the top of the 11th inning to break a 2-2 tie.

	1	2	3	4	5	6	7	8	9	10	11	R	H	E	Attendance
Pit	0	0	2	0	0	0	0	0	0	0	3	5	10	0	55,006
Cin	0	0	0	2	0	0	0	0	0	0	0	2	7	0	

WP - Jackson (1-0), LP - Hume (0-1), Save - Robinson (1)
HR - Stargell, Garner, Foster

Game 2 @ CIN (Riverfront Stadium) - Pirates 3, Reds 2 (10)

Oct. 3 - Singles by Omar Moreno and Dave Parker in the 10th inning broke a 2-2 tie...the Reds sent the game into extra innings in the ninth after scoring a run on back-to-back doubles by Hector Cruz and Dave Collins.

	1	2	3	4	5	6	7	8	9	10	R	H	E	Attendance
Pit	0	0	0	1	1	0	0	0	0	1	3	11	0	55,000
Cin	0	1	0	0	0	0	0	1	0	0	2	8	0	

WP - Robinson (1-0), LP - Bair (0-1), Save - None
HR - None

Game 3 @ PIT (Three Rivers Stadium) - Pirates 7, Reds 1

Oct. 5 - Bert Blyleven went the distance, scattering 8 hits while fanning 9 batters in the 7-1 pennant-clinching victory...Willie Stargell belted his second homer of the series as the Bucs completed the sweep.

	1	2	3	4	5	6	7	8	9	R	H	E	Attendance
Cin	0	0	0	0	0	1	0	0	0	1	8	1	42,240
Pit	1	1	2	2	0	0	0	1	x	7	7	0	

WP - Blyleven (1-0), LP - LaCross (0-1), Save - None
HR - Bench, Stargell, Madlock

Pittsburgh Batting

Player	AVG	G	AB	R	H	HR	RBI
Alexander	.000	1	0	1	0	0	0
Easler	.000	1	1	0	0	0	0
Foli	.333	3	12	1	4	0	3
Garner	.417	3	12	4	5	1	1
Madlock	.250	3	12	1	3	1	2
Milner	.000	3	9	0	0	0	0
Moreno	.250	3	12	3	3	0	0
Ott	.231	3	13	0	3	0	0
Parker	.333	3	12	2	4	0	2
Robinson	.000	3	3	0	0	0	0
Stargell	.455	3	11	2	5	2	6
Stennett	.000	1	0	0	0	0	0

Pittsburgh Pitching

Player	W-L	ERA	G	SV	IP	H	ER
Bibby	0-0	1.29	1	0	7.0	4	1
Blyleven	1-0	1.00	1	0	9.0	8	1
Candelaria	0-0	2.57	1	0	7.0	5	2
Jackson	1-0	0.00	2	0	2.0	1	0
Roberts	0-0	-	1	0	0.0	0	0
Robinson	1-0	0.00	2	1	2.0	0	0
Romo	0-0	0.00	2	0	0.1	3	0
Tekulve	0-0	3.00	2	0	3.0	2	1

Cincinnati Batting

Player	AVG	G	AB	R	H	HR	RBI
Auerbach	.000	2	2	0	0	0	0
Bench	.250	3	12	1	3	1	1
Collins	.357	3	14	0	5	0	1
Concepcion	.429	3	14	1	6	0	0
Cruz	.200	2	5	1	1	0	0
Driessen	.083	3	12	1	1	0	0
Foster	.200	3	10	1	2	1	2
Geronimo	.143	2	7	0	1	0	0
Knight	.286	3	14	0	4	0	0
Morgan	.000	3	11	0	0	0	0
Spilman	.000	2	2	0	0	0	0

Cincinnati Pitching

Player	W-L	ERA	G	SV	IP	H	ER
Bair	0-1	9.00	1	0	1.0	2	1
Hume	0-1	6.75	3	0	4.0	6	3
LaCross	0-1	10.80	1	0	1.2	1	2
Leibrandt	0-0	0.00	1	0	0.1	0	0
Norman	0-0	18.00	1	0	2.0	4	4
Pastore	0-0	2.57	1	0	7.0	7	2
Seaver	0-0	2.25	1	0	8.0	5	2
Soto	0-0	0.00	1	0	2.0	0	0
Tomlin	0-0	0.00	3	0	3.0	3	0

NL West Standings

Cincinnati	90	71	.559	-
Houston	89	73	.549	1.5
Los Angeles	79	83	.488	11.5
San Francisco	79	83	.438	19.5
San Diego	68	93	.422	22.0
Atlanta	66	94	.413	23.5





1990 NLCS

CINCINNATI REDS 4, PITTSBURGH PIRATES 2

Game 1 @ CIN (Riverfront Stadium) - Pirates 4, Reds 3

Oct. 4 - The Pirates rallied from a 3-0 deficit.

	1	2	3	4	5	6	7	8	9	R	H	E	Attendance
Pit	0	0	1	2	0	0	1	0	0	4	7	1	52,911
Cin	3	0	0	0	0	0	0	0	0	3	5	0	

WP - Walk (1-0), LP - Charlton (0-1), Save - Power (1)
HR - Bream

Game 2 @ CIN (Riverfront Stadium) - Reds 2, Pirates 1

Oct. 5 - Paul O'Neill drove in both Reds' runs with a single and double.

	1	2	3	4	5	6	7	8	9	R	H	E	Attendance
Pit	0	0	0	0	1	0	0	0	0	1	6	0	54,456
Cin	1	0	0	0	1	0	0	0	0	2	5	0	

WP - Browning (1-0), LP - Drabek (0-1), Save - Myers (1)
HR - Lind

Game 3 @ PIT (Three Rivers Stadium) - Reds 6, Pirates 3

Oct. 8 - Billy Hatcher gave the Reds an early 2-0 lead with a 2-run homer.

	1	2	3	4	5	6	7	8	9	R	H	E	Attendance
Cin	0	2	0	0	3	0	0	0	1	6	13	1	45,611
Pit	0	0	0	2	0	0	1	0	3	3	8	0	

WP - Jackson (1-0), LP - Smith (0-1), Save - Myers (2)
HR - Duncan, Hatcher

Game 4 @ PIT (Three Rivers Stadium) - Reds 5, Pirates 3

Oct. 9 - Chris Sabo blasted a 2-run HR in the seventh to break a 2-2 tie.

	1	2	3	4	5	6	7	8	9	R	H	E	Attendance
Cin	0	0	0	2	0	0	2	0	1	5	10	1	50,461
Pit	1	0	0	1	0	0	1	0	3	3	8	0	

WP - Rijo (1-0), LP - Walk (1-1), Save - Dibble (1)
HR - O'Neill, Sabo, Bell

Game 5 @ PIT (Three Rivers Stadium) - Pirates 3, Reds 2

Oct. 10 - Doug Drabek kept the Pirates' hopes alive.

	1	2	3	4	5	6	7	8	9	R	H	E	Attendance
Cin	1	0	0	0	0	0	1	0	2	7	7	0	48,221
Pit	2	0	0	1	0	0	0	0	3	6	1		

WP - Drabek (1-1), LP - Browning (1-1), Save - Patterson (1)
HR - None

Game 6 @ CIN (Riverfront Stadium) - Reds 2, Pirates 1

Oct. 12 - Danny Jackson, Norm Charlton and Randy Myers threw a 1-hitter.

	1	2	3	4	5	6	7	8	9	R	H	E	Attendance
Pit	0	0	0	0	1	0	0	0	0	1	1	3	56,079
Cin	1	0	0	0	0	1	0	x	2	9	0		

WP - Charlton (1-1), LP - Smith (0-2), Save - Myers (3)
HR - None

Pittsburgh Batting

Player	AVG	G	AB	R	H	HR	RBI
Backman	.143	3	7	1	1	0	0
Bell	.250	6	20	3	5	1	1
Bonds	.167	6	18	4	3	0	1
Bonilla	.190	6	21	0	4	0	1
Bream	.500	4	8	1	4	1	3
King	.100	5	10	0	1	0	0
LaValliere	.000	3	6	1	0	0	0
Lind	.238	6	21	1	5	1	2
Martinez	.250	2	8	0	2	0	2
Redus	.250	5	8	1	2	0	0
Reynolds	.200	6	10	0	2	0	0
Slaughter	.091	4	11	0	1	0	1
Van Slyke	.208	6	24	3	5	0	3

Pittsburgh Pitching

Player	W-L	ERA	G	SV	IP	H	ER
Belinda	0-0	2.45	3	0	3.2	3	1
Drabek	1-1	1.65	2	0	16.1	12	3
Landrum	0-0	0.00	2	0	2.0	0	0
Patterson	0-0	0.00	2	1	1.0	1	0
Power	0-0	3.60	2	1	5.0	6	2
Smiley	0-0	0.00	1	0	2.0	2	0
Smith	0-2	6.00	2	0	9.0	14	6
Walk	1-1	4.85	2	0	13.0	11	7

Cincinnati Batting

Player	AVG	G	AB	R	H	HR	RBI
Bates	.000	2	0	1	0	0	0
Benzinger	.333	5	9	0	3	0	0
Braggs	.200	2	5	0	1	0	0
Davis	.174	6	23	2	4	0	2
Duncan	.300	6	20	1	6	1	4
Hatcher	.333	4	15	2	5	1	2
Larkin	.261	6	23	5	6	0	1
Morris	.417	5	12	3	5	0	1
Oester	.333	3	3	1	1	0	0
Oliver	.143	5	14	1	2	0	0
O'Neill	.471	5	17	1	8	1	4
Quinones	.500	3	2	1	1	0	2
Reed	.000	4	7	0	0	0	0
Sabo	.227	6	22	1	5	1	3
Winningham	.286	3	7	1	2	0	1

Cincinnati Pitching

Player	W-L	ERA	G	SV	IP	H	ER
Browning	1-1	3.27	2	0	11.0	9	4
Charlton	1-1	1.80	4	0	5.0	4	1
Dibble	0-0	0.00	4	1	5.0	0	0
Jackson	1-0	2.38	2	0	11.1	8	3
Mahler	0-0	0.00	1	0	1.2	2	0
Myers	0-0	0.00	4	3	5.2	2	0
Rijo	1-0	4.38	2	0	12.1	10	6
Scudder	0-0	0.00	1	0	1.0	1	0

NL West Standings

Cincinnati	91	71	.562	-
Los Angeles	86	76	.531	5.0
San Francisco	85	77	.525	6.0
Houston	75	87	.463	16.0
San Diego	75	87	.463	16.0
Atlanta	65	97	.401	26.0

Rob Dibble - NLCS MVP

G	GS	IP	W	L	SV	H	R	ER	SO	BB	ERA
g1	0	1.0	0	0	0	0	0	0	3	0	0.00
g2	0	1.1	0	0	0	0	0	0	2	1	0.00
g3	0	1.2	0	0	0	0	0	0	3	0	0.00
g4	0	1.0	0	0	1	0	0	0	2	0	0.00
4	0	5.0	0	0	1	0	0	0	10	1	0.00

Randy Myers - NLCS MVP

G	GS	IP	W	L	SV	H	R	ER	SO	BB	ERA
g2	0	1.2	0	0	1	0	0	0	0	1	0.00
g3	0	1.0	0	0	1	0	0	0	3	0	0.00
g4	0	1.0	0	0	0	2	0	0	1	0	0.00
g6	0	2.0	0	0	1	0	0	0	3	2	0.00
4	0	5.2	0	0	3	2	0	0	7	3	0.00



1990 WORLD SERIES

CINCINNATI REDS 4, OAKLAND A'S 0

Game 1 @ CIN (Riverfront Stadium) - Reds 7, A's 0

Oct. 16 - The Reds scored 4 runs in the first 3 innings off Dave Stewart and coasted to victory...Eric Davis opened the scoring with a 2-run homer...starter Jose Rijo and a pair of relievers threw a shutout.

	1	2	3	4	5	6	7	8	9	R	H	E	Attendance
Oak	0	0	0	0	0	0	0	0	0	0	9	1	55,830
Cin	2	0	2	0	3	0	0	0	x	7	10	0	

WP - Rijo (1-0), LP - Stewart (0-1), Save - None
HR - Davis

Game 2 @ CIN (Riverfront Stadium) - Reds 5, A's 4 (10)

Oct. 17 - Joe Oliver ripped an RBI-single in the 10th inning off closer Dennis Eckersley to give the Reds a 5-4 win and a 2-0 lead in the Series...the Reds erased a 4-2 deficit...Billy Hatcher ripped a World Series-record seventh consecutive hit.

	1	2	3	4	5	6	7	8	9	10	R	H	E	Attendance
Oak	1	0	3	0	0	0	0	0	0	0	4	10	2	55,832
Cin	2	0	0	1	0	0	0	1	0	1	5	14	2	

WP - Dibble (1-0), LP - Eckersley (0-1), Save - None
HR - Canseco

Game 3 @ OAK (Oakland-Alameda County Stadium) - Reds 8, A's 3

Oct. 19 - Chris Sabo belted 2 homers, including a 2-run blast in a 7-run third inning...for the second straight game, the Reds collected 14 hits... Chris Sabo set a Series record with 10 chances at third base.

	1	2	3	4	5	6	7	8	9	R	H	E	Attendance
Cin	0	1	7	0	0	0	0	0	0	8	14	1	48,269
Oak	0	2	1	0	0	0	0	0	0	3	7	1	

WP - Browning (1-0), LP - Moore (0-1), Save - None
HR - Sabo 2, R. Henderson, Baines

Game 4 @ OAK (Oakland-Alameda County Stadium) - Reds 2, A's 1

Oct. 20 - Series MVP Jose Rijo outpitched Dave Stewart for the second time in the Series as the Reds earned a 4-game sweep...trailing 1-0 in the eighth inning, the Reds scored 2 runs on a groundout by Glenn Braggs and sacrifice fly by Hal Morris...Rijo allowed the A's a run in the first inning but then retired 20 straight batters.

	1	2	3	4	5	6	7	8	9	R	H	E	Attendance
Cin	0	0	0	0	0	0	0	2	0	2	7	1	48,613
Oak	1	0	0	0	0	0	0	0	0	1	2	1	

WP - Rijo (2-0), LP - Stewart (0-2), Save - Myers (1)
HR - None

Oakland Batting

Player	AVG	G	AB	R	H	HR	RBI
Baines	.143	3	7	1	1	1	2
Blankenship	.000	1	1	0	0	0	0
Bordick	.000	3	0	0	0	0	0
Canseco	.083	4	12	1	1	1	2
Gallego	.091	4	11	0	1	0	1
Hassey	.333	3	6	0	2	0	1
DHenderson	.231	4	13	2	3	0	0
RHenderson	.333	4	15	2	5	1	1
Jennings	1.000	1	1	0	1	0	0
Lansford	.267	4	15	0	4	0	1
McGee	.200	4	10	1	2	0	0
McGwire	.214	4	14	1	3	0	0
Quirk	.000	1	3	0	0	0	0
Randolph	.267	4	15	0	4	0	0
Steinbach	.125	3	8	0	1	0	0

Oakland Pitching

Player	W-L	ERA	G	SV	IP	H	ER
Burns	0-0	16.20	2	0	1.2	5	3
Eckersley	0-1	6.75	2	0	1.1	3	1
Honeycutt	0-0	0.00	1	0	1.2	2	0
Klink	0-0	-	1	0	0.0	0	0
Moore	0-1	6.75	1	0	2.2	8	2
Nelson	0-0	0.00	2	0	5.0	3	0
Sanderson	0-0	10.80	2	0	1.2	4	2
Stewart	0-2	3.46	2	0	13.0	10	5
Welch	0-0	4.91	1	0	7.1	9	4
Young	0-0	0.00	1	0	1.0	1	0

Cincinnati Batting

Player	AVG	G	AB	R	H	HR	RBI
Bates	1.000	1	1	1	1	0	0
Benzinger	.182	4	11	1	2	0	0
Braggs	.000	2	4	0	0	0	0
Davis	.286	4	14	3	4	1	5
Duncan	.143	4	14	1	2	0	1
Hatcher	.750	4	12	6	9	0	2
Larkin	.353	4	17	3	6	0	1
Morris	.071	4	14	0	1	0	2
Oester	1.000	1	1	0	1	0	1
Oliver	.333	4	18	2	6	0	1
O'Neill	.083	4	12	2	1	0	1
Sabo	.563	4	16	2	9	2	5
Winningham	.500	2	4	1	2	0	0

Cincinnati Pitching

Player	W-L	ERA	G	SV	IP	H	ER
Armstrong	0-0	0.00	1	0	3.0	1	0
Browning	1-0	4.50	1	0	6.0	6	3
Charlton	0-0	0.00	1	0	1.0	1	0
Dibble	1-0	0.00	3	0	4.2	3	0
Jackson	0-0	10.13	1	0	2.2	6	3
Myers	0-0	0.00	3	1	3.0	2	0
Rijo	2-0	0.59	2	0	15.1	9	1
Scudder	0-0	0.00	1	0	1.1	0	0

Jose Rijo - World Series MVP

G	GS	IP	W	L	SV	H	R	ER	SO	BB	ERA
g1	1	7.0	1	0	0	7	0	0	5	2	0.00
g4	1	8.1	1	0	0	2	1	1	9	3	1.08
2	2	15.1	2	0	0	9	1	1	14	5	0.59



1995 NLDS

CINCINNATI REDS 3, LOS ANGELES DODGERS 0

Game 1 @ LAD (Dodger Stadium) - Reds 7, Dodgers 2

Oct. 3 - Starter Pete Schourek limited the Dodgers to just 5 hits in 7 innings...Reds took an early 4-0 lead in the first on a Hal Morris 2-run double and a 2-run homer by Benito Santiago in his first post-season at-bat...Reds added 3 more in the fifth on a Santiago sac fly and Jeff Branson's 2-run double.

	1	2	3	4	5	6	7	8	9	R	H	E	Attendance
Cin	4	0	0	0	3	0	0	0	-	7	12	0	44,199
LAD	0	0	0	0	1	1	0	0	-	2	8	0	

WP - Schourek (1-0), LP - Martinez (0-1), Save - None
HR - Piazza, Santiago

Game 2 @ LAD (Dodger Stadium) - Reds 5, Dodgers 4

Oct. 4 - The Reds were outhit, 14-6...after allowing the Dodgers an early 1-0 lead, the Reds took the lead in the fourth inning after Ron Gant reached on an error and then scored on a Reggie Sanders 2-run homer...with the game tied 2-2 in the eighth, Barry Larkin's RBI-single gave the Reds a 3-2 lead as they held on to win.

	1	2	3	4	5	6	7	8	9	R	H	E	Attendance
Cin	0	0	0	2	0	0	0	1	2	5	6	0	46,051
LAD	1	0	0	1	0	0	0	2		4	14	2	

WP - Burba (1-0), LP - Osuna (0-1), Save - Brantley (1)
HR - Sanders, Karros 2

Game 3 @ CIN (Cinergy Field) - Reds 10, Dodgers 1

Oct. 6 - The Reds exploded for 10 runs and battered Dodger starting pitcher Hideo Nomo for 5 runs on 7 hits in the first 5 innings...the Reds iced the game in the sixth, when pinch-hitter Mark Lewis connected off Mark Guthrie for a grand slam that gave the Reds a 7-1 lead...was the first pinch-hit grand slam in National League playoff history...Ron Gant and Bret Boone also homered as the Reds pounded out 11 hits off 6 Dodger pitchers...starter David Wells earned the victory after allowing just 1 unearned run on 6 hits in 6.1 innings.

	1	2	3	4	5	6	7	8	9	R	H	E	Attendance
LAD	0	0	0	1	0	0	0	0	0	1	9	0	53,276
Cin	0	0	2	1	0	4	3	0	x	10	11	2	

WP - Wells (1-0), LP - Nomo (0-1), Save - None
HR - Boone, Gant, Lewis

Los Angeles Batting							
Player	AVG	G	AB	R	H	HR	RBI
Ashley	.000	1	0	0	0	0	0
Butler	.267	3	15	1	4	0	1
DeShields	.250	3	12	1	3	0	0
Fonville	.500	3	12	1	6	0	0
Gwynn	.000	1	1	0	0	0	0
Hansen	.667	3	3	0	2	0	0
Hollandsworth	.000	2	2	0	0	0	0
Karros	.500	3	12	3	6	2	4
Kelly	.364	3	11	0	4	0	0
Mondesi	.222	3	9	0	2	0	0
Offerman	.000	1	0	0	0	0	0
Piazza	.214	3	14	1	3	1	1
Wallach	.083	3	12	0	1	0	0
Webster	.000	2	2	0	0	0	0

Los Angeles Pitching							
Player	W-L	ERA	G	SV	IP	H	ER
Astacio	0-0	0.00	3	0	3.1	1	0
Cummings	0-0	20.25	2	0	1.1	3	3
Guthrie	0-0	6.75	3	0	1.1	2	1
Martinez	0-1	14.54	1	0	4.1	10	7
Nomo	0-1	9.00	1	0	5.0	7	5
Osuna	0-1	2.70	3	0	3.1	3	1
Tapani	0-0	81.00	2	0	0.1	0	3
Valdes	0-0	0.00	1	0	7.0	3	0

Cincinnati Batting							
Player	AVG	G	AB	R	H	HR	RBI
BBoone	.300	3	10	4	3	1	1
Branson	.286	3	7	0	2	0	2
Duncan	.667	2	3	1	2	0	1
Gant	.231	3	13	3	3	1	2
Howard	.100	3	10	0	1	0	0
Larkin	.385	3	13	2	5	0	1
DLewis	.000	3	3	0	0	0	0
MLewis	.500	2	2	2	1	1	5
Morris	.500	3	10	5	5	0	2
RSanders	.154	3	13	3	2	1	2
Santiago	.333	3	9	2	3	1	3
Walton	.000	3	3	0	0	0	0

Cincinnati Pitching							
Player	W-L	ERA	G	SV	IP	H	ER
Brantley	0-0	6.00	3	1	3.0	5	2
Burba	1-0	0.00	1	0	1.0	2	0
Jackson	0-0	0.00	3	0	3.2	4	0
Schourek	1-0	2.57	1	0	7.0	5	2
Smiley	0-0	3.00	1	0	6.0	9	2
Wells	1-0	0.00	1	0	6.1	6	0

NL Central Standings

Cincinnati	85	59	.590	-
Houston	76	68	.528	9.0
Chicago	73	71	.507	12.0
St. Louis	62	81	.434	22.5
Pittsburgh	58	86	.403	27.0




1995 NLCS
ATLANTA BRAVES 4, CINCINNATI REDS 0
Game 1 @ CIN (Riverfront Stadium) - Braves 2, Reds 1 (11)

Oct. 10 - With the Reds holding a slim 1-0 lead heading into the top of the ninth, the Braves knotted the game on a fielder's choice by David Justice...Mike Devereaux snapped the tie in the 11th with an RBI-single... the Braves turned 5 double plays.

	1	2	3	4	5	6	7	8	9	10	11	R	H	E	Attendance
Atl	0	0	0	0	0	0	0	1	0	1	2	7	0		40,382
Cin	0	0	0	1	0	0	0	0	0	0	1	8	0		

WP - Wohlers (1-0), **LP** - Jackson (0-1), **Save** - McMichael (1)
HR - None

Game 2 @ CIN (Riverfront Stadium) - Braves 6, Reds 2 (10)

Oct. 11 - The Braves jumped out to an early 1-0 lead in the first inning on an RBI-single by Chipper Jones...trailing, 2-0, the Reds rallied with 2 runs in the fifth on an RBI-single by pinch-hitter Lenny Harris and a steal of home by Jeff Branson...was the first steal of home in NLCS history...the game remained tied until the 10th, when the Braves scored 4 runs off Mark Portugal.

	1	2	3	4	5	6	7	8	9	10	R	H	E	Attendance
Atl	1	0	0	1	0	0	0	0	0	4	6	11	1	44,624
Cin	0	0	0	0	2	0	0	0	0	0	2	9	1	

WP - McMichael (1-0), **LP** - Portugal (0-1), **Save** - None
HR - Lopez

Game 3 @ ATL (Atlanta-Fulton County Stadium) - Braves 5, Reds 2

Oct. 13 - Atlanta starter Greg Maddux allowed 7 hits and just 1 run in 8 innings...the game remained scoreless into the sixth inning, when Braves catcher Charlie O'Brien blasted a 3-run homer off David Wells... Atlanta added 2 more runs in the seventh inning.

	1	2	3	4	5	6	7	8	9	R	H	E	Attendance
Cin	0	0	0	0	0	0	0	1	1	2	8	0	51,424
Atl	0	0	0	0	0	3	2	0	x	5	12	1	

WP - Maddux (1-0), **LP** - Wells (0-1), **Save** - Wohlers (1)
HR - C.Jones, O'Brien

Game 4 @ ATL (Atlanta-Fulton County Stadium) - Braves 6, Reds 0

Oct. 14 - Four Braves pitchers combined to shut out the Reds...Atlanta starter Steve Avery pitched 6 innings of 2-hit ball to earn the win...the Braves iced the game and series sweep with a 5-run seventh inning.

	1	2	3	4	5	6	7	8	9	R	H	E	Attendance
Cin	0	0	0	0	0	0	0	0	0	0	3	1	52,067
Atl	0	0	1	0	0	0	5	0	0	6	12	1	

WP - Avery (1-0), **LP** - Schourek (0-1), **Save** - None
HR - Devereaux

Atlanta Batting							
Player	AVG	G	AB	R	H	HR	RBI
Belliard	.273	4	11	1	3	0	0
Blauser	.000	1	4	0	0	0	0
Devereaux	.308	4	13	2	4	1	5
Grissom	.263	4	19	2	5	0	0
C.Jones	.438	4	16	3	7	1	3
Justice	.273	3	11	1	3	0	1
Klesko	.000	4	7	0	0	0	0
Lemke	.167	4	18	2	3	0	1
Lopez	.357	3	14	2	5	1	3
McGriff	.438	4	16	5	7	0	0
Mordecai	.000	2	2	0	0	0	0
O'Brien	.400	2	5	1	2	1	3
Polonia	.500	3	2	0	1	0	1
Smith	.000	2	2	0	0	0	0

Atlanta Pitching							
Player	W-L	ERA	G	SV	IP	H	ER
Avery	1-0	0.00	2	0	6.0	2	0
Clontz	0-0	0.00	1	0	0.1	1	0
Glavine	0-0	1.29	1	0	7.0	7	1
Maddux	1-0	1.13	1	0	8.0	7	1
McMichael	1-0	0.00	3	1	2.2	0	0
Pena	0-0	0.00	3	0	3.0	2	0
Smoltz	0-0	2.57	1	0	7.0	7	2
Wohlers	1-0	1.80	4	0	5.0	2	1

Cincinnati Batting							
Player	AVG	G	AB	R	H	HR	RBI
Anthony	.000	2	1	0	0	0	0
Boone	.214	4	14	1	3	0	0
Branson	.111	4	9	2	1	0	0
Duncan	.000	3	3	0	0	0	0
Gant	.188	4	16	1	3	0	1
Harris	1.000	3	2	0	2	0	1
Howard	.250	4	8	0	2	0	1
Larkin	.389	4	18	1	7	0	0
DLewis	.000	2	1	0	0	0	0
MLewis	.250	2	4	0	1	0	0
Morris	.167	4	12	0	2	0	1
Sanders	.125	4	16	0	2	0	0
Santiago	.231	4	13	0	3	0	0
Taubensee	.500	2	2	0	1	0	0
Walton	.000	2	7	0	0	0	0

Cincinnati Pitching							
Player	W-L	ERA	G	SV	IP	H	ER
Brantley	0-0	0.00	2	0	2.2	0	0
Burba	0-0	0.00	2	0	3.2	3	0
Carrasco	0-0	0.00	1	0	1.1	1	0
Hernandez	0-0	27.00	1	0	0.2	3	2
Jackson	0-1	23.14	3	0	2.1	5	6
Portugal	0-1	36.00	1	0	1.0	3	4
Schourek	0-1	1.26	2	0	14.1	14	2
Smiley	0-0	3.60	1	0	5.0	5	2
Wells	0-1	4.50	1	0	6.0	8	3



2010 NLDS

PHILADELPHIA PHILLIES 3, CINCINNATI REDS 0

Game 1 @ PHI (Citizens Bank Park) - Phillies 4, Reds 0

Oct. 6 - Roy Halladay (1bb, 8k, 104 pitches, 79 strikes) threw only the second no-hitter in Postseason history, joining Don Larsen's perfect game for the Yankees vs Brooklyn in Game 5 of the 1956 World Series... Halladay allowed only 1 base runner, a walk to Jay Bruce with 2 outs in the fifth, and threw first-pitch strikes to 25 of 28 batters...the Reds were no-hit for the first time since Philadelphia's Rick Wise did it to them on 6/23/71 at Riverfront Stadium...the Reds committed 1 error.

	1	2	3	4	5	6	7	8	9	R	H	E	Attendance
Cin	0	0	0	0	0	0	0	0	0	0	0	1	46,411
Phi	1	3	0	0	0	0	0	x		4	5	0	

WP - Halladay (1-0), LP - Volquez (0-1), Save - None
HR - None

Game 2 @ PHI (Citizens Bank Park) - Phillies 7, Reds 4

Oct. 8 - The Reds committed 4 errors, tying an LDS single-game record (5th time), that led to 5 unearned runs...the 6 errors between the teams was an LDS record...Reds pitchers hit 3 batters, tying an LDS record (4th time)...the Reds took a 4-0 lead into the bottom of the fifth inning...Brandon Phillips hit the second Postseason leadoff homer in Reds history (off Roy Oswalt) and finished with a single, double, solo homer and 2 runs scored...Bronson Arroyo (5.1ip, 4h, 3r, 1er, 3bb, 2k) left leading, 4-2, and was the victim of a blown save when the Phillies scored 3 unearned runs in the seventh inning off Aroldis Chapman.

	1	2	3	4	5	6	7	8	9	R	H	E	Attendance
Cin	1	1	0	1	1	0	0	0	0	4	6	4	46,511
Phi	0	0	0	0	2	1	3	1	x	7	8	2	

WP - Contreras (1-0), LP - Chapman (0-1), Save - Lidge (1)
HR - Phillips, Bruce

Game 3 @ CIN (Great American Ball Park) - Phillies 2, Reds 0

Oct. 10 - Cole Hamels (0bb, 9k) threw a 5-hitter...Johnny Cueto (5ip, 5h, 2r, 1er, 1bb, 2k, 1hr) started for the Reds and allowed only an unearned run in the first inning and Chase Utley's solo HR in the fifth...the Reds committed 2 errors...the crowd of 44,599 was the largest in Great American Ball Park history.

	1	2	3	4	5	6	7	8	9	R	H	E	Attendance
Phi	1	0	0	0	1	0	0	0	0	2	8	1	44,599
Cin	0	0	0	0	0	0	0	0	0	0	5	2	

WP - Hamels (1-0), LP - Cueto (0-1), Save - None
HR - Utley

Philadelphia Batting							
Player	AVG	G	AB	R	H	HR	RBI
Brown	.000	1	1	1	0	0	0
Francisco	.000	1	0	0	0	0	0
Howard	.273	3	11	0	3	0	0
Ibanez	.250	3	12	0	3	0	0
Polanco	.111	2	9	1	1	0	0
Rollins	.091	3	11	1	1	0	0
Ruiz	.250	3	8	1	2	0	1
Sweeney	1.000	1	1	0	1	0	0
Utley	.273	3	11	3	3	1	4
Valdez	.333	1	3	1	1	0	0
Victorino	.231	3	13	2	3	0	3
Werth	.214	3	14	1	3	1	1

Philadelphia Pitching							
Player	W-L	ERA	G	SV	IP	H	ER
Contreras	1-0	0.00	1	0	1.0	0	0
Durbin	0-0	0.00	1	0	0.1	0	0
Halladay	1-0	0.00	1	0	9.0	0	0
Hamels	1-0	0.00	1	0	9.0	5	0
Lidge	0-0	0.00	1	1	1.0	0	0
Madson	0-0	0.00	1	0	1.0	1	0
Oswalt	0-0	5.40	1	0	5.0	5	3
Romero	0-0	0.00	1	0	0.2	0	0

Cincinnati Batting							
Player	AVG	G	AB	R	H	HR	RBI
Bruce	.250	3	8	1	2	1	1
Cabrera	.125	3	8	0	1	0	0
Cairo	.000	3	3	0	0	0	0
Francisco	.000	1	1	0	0	0	0
Gomes	.000	2	6	0	0	0	0
Hanigan	.000	2	4	0	0	0	0
Heisey	.000	1	2	0	0	0	0
Hernandez	.143	3	7	0	1	0	0
Janish	.000	1	1	0	0	0	0
Nix	.000	1	3	1	0	0	0
Phillips	.333	3	12	2	4	1	1
Rolen	.091	3	11	0	1	0	0
Stubbs	.111	3	9	0	1	0	0
Votto	.100	3	10	0	1	0	1

Cincinnati Pitching							
Player	W-L	ERA	G	SV	IP	H	ER
Arroyo	0-0	1.69	1	0	5.1	4	1
Bailey	0-0	0.00	1	0	2.0	2	0
Bray	0-0	0.00	2	0	1.2	0	0
Chapman	0-1	0.00	2	0	1.2	3	0
Cueto	0-1	1.80	1	0	5.0	5	1
Masset	0-0	4.50	2	0	2.0	2	1
Ondrusek	0-0	0.00	2	0	2.0	0	0
Rhodes	0-0	0.00	1	0	0.1	0	0
Volquez	0-1	21.60	1	0	1.2	4	4
Wood	0-0	0.00	1	0	3.1	1	0

NL Central Standings

Cincinnati	91	71	.562	-
St. Louis	86	76	.531	5.0
Milwaukee	77	85	.475	14.0
Houston	76	86	.469	15.0
Chicago	75	87	.463	16.0
Pittsburgh	57	105	.352	34.0




2012 NLDS
SAN FRANCISCO GIANTS 3, CINCINNATI REDS 2
Summary

The Giants became the first team in Major League history, under the 2-3 format, to lose the first 2 games of the 5-game series at home and win the last 3 games on the road...also became the first National League team to win a Division Series after trailing 2-0 and the eighth team overall to win a best-of-5 series after facing that deficit...was only the second time in a baseball Postseason series of at least 5g in which the visiting team won every game (Rays vs Rangers, 2010 ALDS)...there has been only 1 such instance in NBA history (Nets vs 76ers, 5-game 1984 first round) and none in the NHL...the Reds lost 3 consecutive games at Great American Ball Park for the first time all season...Ryan Ludwick led all players with 3 homers, the second-highest total by a Reds player during any single Postseason (Tony Perez, 4hr, 1975)...Dusty Baker, whose Giants won the 2002 NL pennant, became the third manager to oppose in a Postseason series a franchise he previously led to the World Series...Joe McCarthy managed the Yankees to sweeps of the Cubs in the 1932 and 1938 Fall Classics, and Billy Martin's A's were swept by the Yankees in the 1981 ALCS.

Game 1 @ SF (AT&T Park) - Reds 5, Giants 2

Oct. 6 - After 1 batter and 8 pitches, RHP Johnny Cueto left the game with back spasms...was the fewest batters faced by any starting pitcher in a Postseason game in Major League history...the previous record was held by Washington's Curly Odgen, who faced 2 batters in Game 7 of the 1924 World Series vs the New York Giants...RHP Mat Latos pitched in relief (4ip, 1er) for the first time in his Major League career...Brandon Phillips (3h, 1hr, 3rbi) became the third Reds player with at least 3 hits and 3 RBI in a Postseason game since RBI became an official statistic in 1920...Tony Perez did it in Game 2 of the 1975 NLCS vs Pit (3 hits, 3rbi) and Mariano Duncan did it in Game 3 of the 1990 NLCS, also vs. Pittsburgh (3 hits, 4rbi)...Homer Bailey made the second pinch-hitting appearance of his career and struck out vs. Matt Cain...Bailey also pinch hit and struck out on 9/2/09 vs Col.

	1	2	3	4	5	6	7	8	9	R	H	E	Attendance
Cin	0	0	2	1	0	0	0	2		5	9	1	43,492
SF	0	0	0	0	0	1	0	0	1	2	7	0	

WP - LeCure (1-0), LP - Cain (0-1), Save - None
HR - Phillips, Bruce, Posey

Game 2 @ SF (AT&T Park) - Reds 9, Giants 0

Oct. 7 - Bronson Arroyo (7ip, 1h), J.J. Hoover (1ip) and Jose Arredondo (1ip, 1h) combined on a 2-hitter...Ryan Ludwick hit his first career Postseason homer...Ryan Hanigan had 2 hits and 3 RBI...the shutout was the first by the Reds in the playoffs since a 7-0 win vs. Oakland in Game 1 of the 1990 World Series...were the fewest hits allowed by Reds pitching in Postseason play since their 2-hitter in the deciding Game 4 of the 1990 World Series...9 runs were the most by Reds batters in a playoff game since a 10-1 win in Game 3 of the 1995 NLDS vs. Los Angeles.

	1	2	3	4	5	6	7	8	9	R	H	E	Attendance
Cin	0	1	0	3	0	0	0	5	0	9	13	0	43,505
SF	0	0	0	0	0	0	0	0	0	0	2	0	

WP - Arroyo (1-0), LP - Bumgarner (0-1), Save - None
HR - Ludwick

Game 3 @ CIN (Great American Ball Park) - Giants 2, Reds 1 (10 innings)

Oct. 9 - Reds pitchers recorded 16 strikeouts, a club record for a Postseason game (12k, Game 1, 1990 NLCS vs Pit)...Homer Bailey's 10 strikeouts also were a Reds Postseason record, breaking by 1 strikeout the mark shared by Hod Eller (Game 5, 1919 World Series) and Jose Rijo (Game 4, 1990 World Series)...from the fourth through sixth innings Bailey recorded 6 consecutive outs by strikeout, tying Eller's club record

San Francisco Batting

Player	AVG	G	AB	R	H	HR	RBI
Arias	.500	4	6	3	3	0	0
Belt	.077	5	13	0	1	0	0
Blanco	.286	5	14	3	4	1	2
Crawford	.182	5	11	1	2	0	1
Huff	.000	3	3	0	0	0	0
Nady	.000	4	5	0	0	0	0
Pagan	.150	5	20	3	3	1	4
Pence	.200	5	20	0	4	0	0
Posey	.211	5	19	3	4	2	5
Sanchez	.500	1	2	1	1	0	0
Sandoval	.333	5	21	2	7	1	3
Scutaro	.150	5	20	2	3	0	1
Theriot	.000	2	2	0	0	0	0

San Francisco Pitching

Player	W-L	ERA	G	SV	IP	H	ER
Affeldt	0-0	0.00	3	0	3.2	3	0
Bumgarner	0-1	8.31	1	0	4.1	7	4
Cain	1-1	5.06	2	0	10.2	11	6
Casilla	0-0	2.70	5	0	3.1	6	1
Kontos	0-0	0.00	4	0	3.2	2	0
Lincecum	1-0	1.42	2	0	6.1	3	1
Lopez	0-0	0.00	2	0	0.2	0	0
Mijares	0-0	81.00	2	0	0.1	2	3
Mota	0-0	18.00	2	0	1.0	4	2
Romo	1-0	2.08	3	1	4.1	2	1
Vogelsong	0-0	1.80	1	0	5.0	3	1
Zito	0-0	6.75	1	0	2.2	4	2

Cincinnati Batting

Player	AVG	G	AB	R	H	HR	RBI
Bruce	.263	5	19	2	5	1	4
Cairo	.000	3	2	0	0	0	0
Cozart	.238	5	21	2	5	0	0
Frazier	.167	4	6	0	1	0	1
Hanigan	.200	4	15	3	3	0	3
Heisey	.000	4	3	1	0	0	0
Ludwick	.333	5	18	4	6	3	4
Navarro	.250	2	4	0	1	0	0
Paul	.333	3	3	1	1	0	0
Phillips	.375	5	24	1	9	1	7
Rolen	.250	4	16	1	4	0	1
Stubbs	.211	5	19	4	4	0	1
Valdez	.000	2	1	0	0	0	0
Votto	.389	5	18	3	7	0	0

Cincinnati Pitching

Player	W-L	ERA	G	SV	IP	H	ER
Arredondo	0-0	20.25	2	0	1.1	4	3
Arroyo	1-0	0.00	1	0	7.0	1	0
Bailey	0-0	1.29	1	0	7.0	1	1
Broxton	0-1	0.00	3	0	3.0	4	0
Chapman	0-0	3.00	3	0	3.0	2	1
Cueto	0-0	0.00	1	0	0.1	0	0
Hoover	0-0	0.00	2	0	2.2	0	0
Latos	0-1	6.48	2	0	8.1	11	6
Leake	0-1	10.38	1	0	4.1	6	5
LeCure	1-0	0.00	3	0	4.0	2	0
Marshall	0-0	0.00	3	0	4.0	0	0
Simon	0-0	0.00	1	0	1.0	1	0

set in Game 5 of the 1919 World Series...Bailey became only the fourth pitcher in Major League Postseason history to allow 1 or fewer hits while striking out at least 10 batters and throwing at least 7 innings...he joined Bal's Mike Mussina (1997 ALCS vs Cle, 8ip, 1h, 10k), NYY's Orlando Hernandez (1999 World Series vs Atl, 7ip, 1h, 10k) and NYY's Roger Clemens (2000 ALCS vs Sea, 9ip, 1h, 15k)...Ryan Vogelsong (5ip, 3h, 1er, 3bb, 5k) started for the Giants, who won on an unearned run in the 10th...Reds batters produced their only run in the first inning on 3 hits and a walk, then were held to 1 hit the last 9 innings of the game... for only the second time in the 10-year history of Great American Ball Park, there was not an extra-base hit (other, 2003).

NL Central Standings

Cincinnati	97	65	.599	-
St. Louis	88	74	.543	9.0
Milwaukee	83	79	.512	14.0
Pittsburgh	79	83	.488	18.0
Chicago	61	101	.377	36.0
Houston	55	107	.340	42.0

	1	2	3	4	5	6	7	8	9	10	R	H	E	Attendance
SF	0	0	1	0	0	0	0	0	0	1	2	3	0	44,501
Cin	1	0	0	0	0	0	0	0	0	0	1	4	1	

WP - Romo (1-0), LP - Broxton (0-1), Save - None
HR - None

Game 4 @ CIN (Great American Ball Park) - Giants 8, Reds 3

Oct. 10 - The Giants won for the 12th straight time in a game started by Barry Zito (2.2ip, 4h, 2er, 4bb, 4k)...Mike Leake (4.1ip, 6h, 5er, 2bb, 1k, 2hr) started in place of Johnny Cueto, who suffered a back injury in Game 1...Angel Pagan became the first Giants player, in New York or San Francisco, to lead off a Postseason game with a homer.

	1	2	3	4	5	6	7	8	9	R	H	E	Attendance
SF	1	2	0	0	2	0	3	0	0	8	11	1	44,375
Cin	1	0	1	0	0	1	0	0	0	3	9	0	

WP - Lincecum (1-0), LP - Leake (0-1), Save - None
HR - Pagan, Blanco, Ludwick, Sandoval

Game 5 @ CIN (Great American Ball Park) - Giants 6, Reds 4

Oct. 11 - The Giants scored all 6 of their runs in the fifth inning, capped by Buster Posey's grand slam off Mat Latos... Posey became the third Giants player to hit a Postseason grand slam, joining Chuck Hiller (Game 4, 1962 World Series at NYY) and Will Clark (Game 1, 1989 NLCS at Chi)...was the first career grand slam allowed by Latos and only the second Postseason grand slam allowed by a Reds pitcher (Bal's Dave McNally off Wayne Granger, 1970 World Series)...Reds batters produced 12 hits but went 2-for-13 with RISP and stranded 11 base runners, including 2 base runners in each of the last 3 innings.

	1	2	3	4	5	6	7	8	9	R	H	E	Attendance
SF	0	0	0	0	6	0	0	0	0	6	9	1	44,142
Cin	0	0	0	0	2	1	0	0	1	4	12	1	

WP - Cain (1-1), LP - Latos (0-1), Save - Romo (1)
HR - Posey (grand slam off Latos), Ludwick





2013 WILD CARD GAME

Summary

The Redlegs made their third Postseason appearance in 4 seasons, including National League Central Division championships in 2010 and 2012 and the 2013 Wild Card berth...in franchise history, this successful Postseason stretch is matched only by the teams that made 6 playoff appearances during the Big Red Machine era (1970, 1972, 1973, 1975, 1976, 1979).

Game 1 @ PIT (PNC Park) - Pirates 6, Reds 2

Oct. 1 - The Reds were eliminated from the Postseason following a 6-2 loss at Pittsburgh in the National League Wild Card game...Johnny Cueto started for the Reds and suffered the loss (3.1ip, 7h, 4er, 1bb, 0k, 2hr)...Ryan Ludwick produced 2 of the Reds' 6 hits, including a pair of doubles...in the top of the eighth inning Shin-Soo Choo homered off Tony Watson, the first home run by Choo off a left-hander all season and the first homer all year allowed to a left-handed batter by Watson... Russell Martin (2hr) become only the second Pirates batter ever to homer more than once in the playoffs (Bob Robertson, 3hr, 1971 NLCS at SF)... was the first Postseason game in PNC Park history and the Pirates' first playoff game since the 1992 NLCS vs the Braves.

Pittsburgh Batting

Player	AVG	G	AB	R	H	HR	RBI
Alvarez	.000	1	3	0	0	0	1
Barnes	.250	1	4	0	1	0	0
Byrd	.250	1	4	1	1	1	2
Marte	.400	1	5	1	2	0	0
Martin	.750	1	4	2	3	2	2
McCutchen	.667	1	3	1	2	0	0
Morneau	.250	1	4	0	1	0	0
Snider	.000	1	1	0	0	0	0
Walker	.400	1	5	1	2	0	1

Pittsburgh Pitching

Player	W-L	ERA	G	SV	IP	H	ER
Grilli	0-0	0.00	1	0	1.0	0	0
Liriano	1-0	1.29	1	0	7.0	4	1
Watson	0-0	9.00	1	0	1.0	2	1

	1	2	3	4	5	6	7	8	9	R	H	E	Attendance
Cin	0	0	0	1	0	0	0	1	0	2	6	0	40,487
Pit	0	2	1	2	0	0	1	0	x	6	14	0	

WP - Liriano (1-0), LP - Cueto (0-1), Save - None
HR - Choo, Byrd, Martin 2

Cincinnati Batting

Player	AVG	G	AB	R	H	HR	RBI
Bruce	.250	1	4	0	1	0	1
Choo	.333	1	3	2	1	1	1
Cozart	.000	1	3	0	0	0	0
Cueto	.000	1	1	0	0	0	0
Frazier	.250	1	4	0	1	0	0
Hanigan	.000	1	3	0	0	0	0
Heisey	.000	1	1	0	0	0	0
Ludwick	.750	1	4	0	3	0	0
Mesoraco	.000	1	1	0	0	0	0
Phillips	.000	1	4	0	0	0	0
Votto	.000	1	4	0	0	0	0

Cincinnati Pitching

Player	W-L	ERA	G	SV	IP	H	ER
Cueto	0-1	10.80	1	0	3.1	8	4
Hoover	0-0	0.00	1	0	0.2	0	0
LeCure	0-0	0.00	1	0	1.0	1	0
Marshall	0-0	---	1	0	0.0	1	1
Ondrusek	0-0	9.00	1	0	1.0	1	1
Parra	0-0	0.00	1	0	0.2	1	0
Simon	0-0	0.00	1	0	1.1	2	0

NL Central Standings

St. Louis	97	65	.599	-
Pittsburgh	94	68	.580	3.0
Cincinnati	90	72	.556	7.0
Milwaukee	74	88	.457	23.0
Chicago	66	96	.407	31.0




150TH ANNIVERSARY

In 2019, the Cincinnati Reds are celebrating the 150th anniversary of baseball's first professional team, the 1869 Red Stockings.


On November 5, 2018, the Cincinnati Reds unveiled their official 150th anniversary logo during a media preview at Great American Ball Park.

"We are extremely proud to be the birthplace of professional baseball," said Reds Chief Executive Officer Bob Castellini. "Fans and communities throughout Reds Country share this prestigious distinction with us. It is their loyalty and support that has allowed Reds baseball to thrive. This will be a 150th anniversary celebration of the franchise and the generations of fans who have been its champions."

1869 RED STOCKINGS



The **1869 RED STOCKINGS** were the first openly all-salaried professional team in baseball history, transforming baseball from a social-club pastime to a professional game. In their inaugural season of 1869, the Red Stockings played opponents from across the country going undefeated with 57 wins, 0 losses. The team's success resulted in other cities establishing their own all-professional teams which became the basis of league play that still exists today. Furthermore, the Cincinnati Red Stockings created a lasting legacy that has carried through generations of Reds fans over the years.



CELEBRATING THE REDS AT 150

- **REDS HALL OF FAME & MUSEUM REOPENING**

—Ribbon Cutting Opening Week



- **UNIFORM BENCH CAMPAIGN**

—Spring 2019

- **1869 PAVILION DEDICATION**

—May 4, 2019

- **THROWBACK UNIFORMS**

presented by  St. Elizabeth
HEALTHCARE

—May 4–Sept. 22, 2019

- **REDS ROCKIN' 150**

—July 5, 2019



- **PALACE OF THE FANS
REDS COMMUNITY FUND
FIELD MAKEOVER PROJECTS**

—August 2019

- **PROMOTIONAL GIVEAWAYS**

—Season-Long 2019

FOR DETAILS, VISIT [reds.com/150](https://www.reds.com/150)



150TH ANNIVERSARY THROWBACK UNIFORMS

PRESENTED BY St. Elizabeth
HEALTHCARE

MAY 4
VS.
GIANTS



1902 HOME

The Reds wore this uniform style during home games in the inaugural year of the ballpark that was christened the “Palace of the Fans.”

MAY 5
VS.
GIANTS



1911 ROAD

The 1911 season was one of several years in the first two decades of the 20th century that the Reds adopted a solid navy blue color scheme for their road uniforms.

MAY 19
VS.
DODGERS



1912 HOME

This minimalist style was chosen as the home uniform design for the 1912 season, the debut season of Redland Field which was the ballpark built on the same site as the Palace of the Fans.

JUNE 2
VS.
NATIONALS



1919 HOME WORLD SERIES

To celebrate the Reds’ first World Series appearance, the club ordered new uniforms for the Series that featured a slightly altered C-Reds logo on the jersey fronts and a more pronounced claw shape to the “C” on the cap faces.

JUNE 15
VS.
RANGERS



1935 HOME

The Reds wore this uniform style during 1935 home games which marked the last time the club has taken the field at home without the word “Reds” or a wishbone-C appearing on its uniforms.

reds.Com / 150



150TH ANNIVERSARY THROWBACK UNIFORMS

PRESENTED BY  St. Elizabeth
HEALTHCARE

JUNE 30
VS.
CUBS



1936 "PALM BEACH" ALTERNATE

This style was an attempt to offer players a lighter weight and more breathable alternative during the hot Cincinnati summers and also incorporated red pants for the only time in club history and a unique script representation of "Reds" on the jersey front.

JULY 6
VS.
INDIANS



1939 HOME

All teams wore a commemorative patch during the '39 season that erroneously dated the game's centennial to Abner Doubleday's mythical invention of the game in Cooperstown, New York, in 1839.

JULY 7
VS.
INDIANS



1956 ROAD

The vest-style uniform that was partially inspired by the bulging biceps of Ted Kluszewski was a first for the Reds, and it also marked the only time that the Mr. Redlegs mascot appeared on the front of the team's jerseys.

JULY 21
VS.
CARDINALS



1961 HOME

The club's new look in '61 featured a navy blue-infused "C-Reds" mark on the front of the jersey, a blue border around the "C" on the cap, and a black band to the left side of each jersey honoring longtime owner Powel Crosley, Jr. who passed away shortly before the season.

JULY 28
VS.
ROCKIES



1967 HOME

This one-year style uniform was the last Reds uniform to incorporate pinstripes until 1993 and was also the last locally-manufactured Reds uniform.

reds.Com / 150

150TH ANNIVERSARY



150TH ANNIVERSARY THROWBACK UNIFORMS

PRESENTED BY  St. Elizabeth
HEALTHCARE

AUG. 11
VS.
CUBS



1969 HOME

MLB officially identified the game's year of origin as being 1869, so in 1969 the league celebrated the centennial with virtually every MLB club sporting an MLB patch on its uniforms.

AUG. 17
VS.
CARDINALS



1976 HOME

The Reds' historic '76 season played out against the backdrop of America's bicentennial and the centennial of the National League with most NL clubs wearing a commemorative uniform patch that featured the centennial logo.

AUG. 18
VS.
CARDINALS



1990 HOME

To show support for the military and Operation Desert Shield during the 1990 World Series, uniforms of both the Reds and A's were affixed with American flag patches in addition to the World Series logo patch.

SEPT. 8
VS.
DBACKS



1995 HOME

Two years after the 1993 pinstriped uniform was introduced, the Reds donned this look in their first return to the postseason since 1990.


SEPT. 22
VS.
METS



1999 HOME

For the first time in club history, black became a primary element of the Reds' uniform color scheme in 1999.

reds.com/150



MEDIA

The Reds issue more than 200 season credentials to members of the media who cover the team on a regular basis, many of whom attended David Bell's introduction on October 27, 2018. Traveling entities include the Cincinnati Enquirer, MLB.com and TheAthletic.com. The Reds' broadcast rightsholders are FOX Sports Ohio and 700 WLW Radio.

REDS ON THE AIRWAVES

RADIO

In 2019, for the 13th straight season Hall of Famer **Marty Brennaman** will be joined in the Reds Radio Network booth by **Thom Brennaman** and **Jeff Brantley** and occasionally by **Tommy Thrall**, former Reds infielder **Doug Flynn** and former Reds pitcher **Danny Graves**. The Reds on Radio Network is one of the largest in professional sports, with more than 100 stations covering 8 states. The 50,000-watt flagship station is **700 WLW (AM 700)** in Cincinnati. Selected spring training games, all 162 regular-season games and all Postseason games will be broadcast on 700 WLW Radio.



TELEVISION

FOX Sports Ohio holds the exclusive local cable and telecast rights for Cincinnati Reds baseball. **FOX Sports Ohio** will broadcast more than 150 games each year, all in high definition.



REDS PLAY-BY-PLAY & COLOR BROADCASTERS ROSTER

Lee Allen 1943-44
 Roger Bake 1939-41
 Red Barber* 1934-38
 Johnny Bench 1987-90
 Jeff Brantley 2007-present
 Dick Bray 1937-43
 Marty Brennaman* 1974-present
 Thom Brennaman 1989, 2007-present
 Bill Brown 1976-82
 "Oatmeal" Brown 1933
 George Bryson 1956-60
 Bob Burdette 1929
 Dick Carlson 1980-83
 Sean Casey 2011-2014
 Gordy Coleman 1990-94
 Ken Coleman 1975-79
 Jim Day 2011-present
 Doug Flynn 2012-present
 George Grande 1993-present
 Danny Graves 2018-present
 Harry Hartman 1931-33
 Tom Hedrick 1971-72
 Russ Hodges* 1932
 Waite Hoyt 1942-65, '72
 Charlie Jones 1973-74
 Paul Keels 2010
 Jim Kelch 2008-2017
 Gene Kelly 1962-63

Ed Kennedy 1961-70
 Steve LaMar 1990-92
 Ray Lane 1979-84
 Sam LeCure 2018-present
 Frank McCormick 1958-68
 Jim McIntyre 1966-70
 Kent Mercker 2009-2012
 Al Michaels 1971-73
 Gene Mittendorf 1924
 Jack Moran 1955-61
 Joe Morgan 1985
 Dick Nesbitt 1942
 Joe Nuxhall 1967-2007
 Wes Parker 1973
 Steve Physioc 1986
 Jay Randolph 1988
 Pee Wee Reese 1969-70
 Mark Scott 1956
 Steve Stewart 2004-07
 Claude Sullivan 1964-67
 Sidney Ten-Eyck 1931-33
 Red Thornburgh 1947
 Tommy Thrall 2019
 Bob Waller 1971
 Chris Welsh 1993-present
 Ken Wilson 1983-85
 Woody Woodward 1974-75

* Hall of Fame's Ford C. Frick Award winners

REDS BROADCASTERS ON RADIO/TELEVISION

Year	Radio	Announcers	TV	Cable	Announcers
1924	WMH	Gene Mittendorf	-	-	-
1929	WLW	Bob Burdette	-	-	-
1931	WFBE	Harry Hartman, Sidney Ten-Eyck	-	-	-
1932	WFBE	Russ Hodges, Harry Hartman, Sidney Ten-Eyck	-	-	-
1933	WFBE, WSAI	Harry Hartman, Sidney Ten-Eyck, "Oatmeal" Brown	-	-	-
1934	WFBE, WKRC, WSAI	Red Barber	-	-	-
1935	WFBE, WKRC, WSAI	Red Barber, Al Helfer	-	-	-
1936	WCPO, WSAI	Red Barber, Al Helfer	-	-	-
1937	WCPO, WSAI	Red Barber, Dick Bray	-	-	-
1938	WCPO, WSAI	Red Barber, Dick Bray	-	-	-
1939	WCPO, WSAI	Roger Baker, Dick Bray	-	-	-

Year	Radio	Announcers	TV	Cable	Announcers
1940	WCPO, WSAI	Roger Baker, Dick Bray	-	-	-
1941	WCPO, WSAI	Roger Baker, Dick Bray	-	-	-
1942	WKRC, WSAI, WCPO	Waite Hoyt, Dick Nesbitt, Dick Bray	-	-	-
1943	WKRC, WSAI	Waite Hoyt, Lee Allen, Dick Bray	-	-	-
1944	WKRC, WSAI	Waite Hoyt, Lee Allen	-	-	-
1945	WCPO	Waite Hoyt	-	-	-
1946	WCPO	Waite Hoyt	-	-	-
1947	WCPO	Waite Hoyt	W8XCT	-	Red Thornburgh
1948	WCPO	Waite Hoyt	WLWT - 5	-	Waite Hoyt
1949	WCPO	Waite Hoyt	WLWT - 5	-	Waite Hoyt
1950	WCPO	Waite Hoyt	WLWT - 5	-	Waite Hoyt
1951	WCPO	Waite Hoyt	WLWT - 5	-	Waite Hoyt
1952	WCPO	Waite Hoyt	WLWT - 5	-	Waite Hoyt
1953	WCPO	Waite Hoyt	WLWT - 5	-	Waite Hoyt
1954	WCPO	Waite Hoyt	WLWT - 5	-	Waite Hoyt
1955	WSAI	Waite Hoyt, Jack Moran	WCPO - 9	-	Waite Hoyt
1956	WSAI	Waite Hoyt, Jack Moran	WLWT - 5	-	George Bryson, Mark Scott
1957	WKRC	Waite Hoyt, Jack Moran	WLWT - 5	-	George Bryson
1958	WKRC	Waite Hoyt, Jack Moran	WLWT - 5	-	George Bryson, Frank McCormick
1959	WKRC	Waite Hoyt, Jack Moran	WLWT - 5	-	George Bryson, Frank McCormick
1960	WKRC	Waite Hoyt, Jack Moran	WLWT - 5	-	George Bryson, Frank McCormick
1961	WKRC	Waite Hoyt, Jack Moran	WLWT - 5	-	Ed Kennedy, Frank McCormick
1962	WKRC	Waite Hoyt, Gene Kelly	WLWT - 5	-	Ed Kennedy, Frank McCormick
1963	WKRC	Waite Hoyt, Gene Kelly	WLWT - 5	-	Ed Kennedy, Frank McCormick
1964	WCKY	Waite Hoyt, Claude Sullivan	WLWT - 5	-	Ed Kennedy, Frank McCormick
1965	WCKY	Waite Hoyt, Claude Sullivan	WLWT - 5	-	Ed Kennedy, Frank McCormick
1966	WCKY	Claude Sullivan, Jim McIntyre	WLWT - 5	-	Ed Kennedy, Frank McCormick
1967	WCKY	Claude Sullivan, Jim McIntyre, Joe Nuxhall	WLWT - 5	-	Ed Kennedy, Frank McCormick
1968	WCKY	Jim McIntyre, Joe Nuxhall	WLWT - 5	-	Ed Kennedy, Frank McCormick
1969	700-WLW	Jim McIntyre, Joe Nuxhall	WLWT - 5	-	Ed Kennedy, Pee Wee Reese
1970	700-WLW	Jim McIntyre, Joe Nuxhall	WLWT - 5	-	Ed Kennedy, Pee Wee Reese
1971	700-WLW	Al Michaels, Joe Nuxhall	WLWT - 5	-	Tom Hedrick, Bob Waller
1972	700-WLW	Al Michaels, Joe Nuxhall	WLWT - 5	-	Tom Hedrick, Waite Hoyt
1973	700-WLW	Al Michaels, Joe Nuxhall	WLWT - 5	-	Charlie Jones, Wes Parker
1974	700-WLW	Marty Brennaman, Joe Nuxhall	WLWT - 5	-	Charlie Jones, Woody Woodward
1975	700-WLW	Marty Brennaman, Joe Nuxhall	WLWT - 5	-	Ken Coleman, Woody Woodward
1976	700-WLW	Marty Brennaman, Joe Nuxhall	WLWT - 5	-	Ken Coleman, Bill Brown
1977	700-WLW	Marty Brennaman, Joe Nuxhall	WLWT - 5	-	Ray Lane, Ken Wilson
1978	700-WLW	Marty Brennaman, Joe Nuxhall	WLWT - 5	-	Ken Coleman, Bill Brown
1979	700-WLW	Marty Brennaman, Joe Nuxhall	WLWT - 5	-	Ken Coleman, Ray Lane, Bill Brown
1980	700-WLW	Marty Brennaman, Joe Nuxhall, Dick Carlson	WLWT - 5	-	Bill Brown, Ray Lane
1981	700-WLW	Marty Brennaman, Joe Nuxhall	WLWT - 5	-	Bill Brown, Ray Lane, Dick Carlson
1982	700-WLW	Marty Brennaman, Joe Nuxhall	WLWT - 5	-	Bill Brown, Ray Lane, Dick Carlson
1983	700-WLW	Marty Brennaman, Joe Nuxhall	WLWT - 5	-	Ray Lane, Ken Wilson, Dick Carlson
1984	700-WLW	Marty Brennaman, Joe Nuxhall	WLWT - 5	-	Ray Lane, Ken Wilson
1985	700-WLW	Marty Brennaman, Joe Nuxhall	WLWT - 5	-	Ken Wilson, Joe Morgan
1986	700-WLW	Marty Brennaman, Joe Nuxhall	WLWT - 5	-	Steve Physioc, Marty Brennaman, Joe Nuxhall
1987	700-WLW	Marty Brennaman, Joe Nuxhall	WLWT - 5	-	Marty Brennaman, Joe Nuxhall, Johnny Bench
1988	700-WLW	Marty Brennaman, Joe Nuxhall	WLWT - 5	-	Johnny Bench, Jay Randolph
1989	700-WLW	Marty Brennaman, Joe Nuxhall	WLWT - 5	-	Johnny Bench, Thom Brennaman
1990	700-WLW	Marty Brennaman, Joe Nuxhall	WLWT - 5	-	Steve LaMar, Johnny Bench, Gordy Coleman, Tom Hume
1991	700-WLW	Marty Brennaman, Joe Nuxhall	WLWT - 5	SC Ohio	Steve LaMar, Marty Brennaman, Gordy Coleman
1992	700-WLW	Marty Brennaman, Joe Nuxhall	WLWT - 5	SC Ohio	Steve LaMar, Marty Brennaman, Gordy Coleman
1993	700-WLW	Marty Brennaman, Joe Nuxhall	WLWT - 5	SC Ohio	George Grande, MBrennaman, Gordy Coleman, Chris Welsh
1994	700-WLW	Marty Brennaman, Joe Nuxhall	WLWT - 5	SC Ohio	George Grande, MBrennaman, Gordy Coleman, Chris Welsh
1995	700-WLW	Marty Brennaman, Joe Nuxhall	WLWT - 5	SC Ohio	George Grande, MBrennaman, Chris Welsh
1996	700-WLW	Marty Brennaman, Joe Nuxhall	WSTR - 64	SC Ohio	George Grande, MBrennaman, Chris Welsh
1997	700-WLW	Marty Brennaman, Joe Nuxhall	WSTR - 64	SC Ohio	George Grande, MBrennaman, Chris Welsh
1998	700-WLW	Marty Brennaman, Joe Nuxhall	WKRC-12, WSTR-64	Fox Ohio	George Grande, MBrennaman, Chris Welsh
1999	700-WLW	Marty Brennaman, Joe Nuxhall	None	Fox Ohio	George Grande, Chris Welsh
2000	700-WLW	Marty Brennaman, Joe Nuxhall	None	Fox Net	George Grande, Chris Welsh
2001	700-WLW	Marty Brennaman, Joe Nuxhall	None	Fox Net	George Grande, Chris Welsh
2002	700-WLW	Marty Brennaman, Joe Nuxhall	None	Fox Net	George Grande, Chris Welsh
2003	700-WLW	Marty Brennaman, Joe Nuxhall	None	Fox Net	George Grande, Chris Welsh
2004	700-WLW	Marty Brennaman, Joe Nuxhall, Steve Stewart	None	Fox Net	George Grande, Chris Welsh

2005	700-WLW	Marty Brennaman, Steve Stewart, Joe Nuxhall	None	FSN Ohio	George Grande, Chris Welsh
2006	700-WLW	Marty Brennaman, Steve Stewart, Joe Nuxhall	None	FSN Ohio	George Grande, Chris Welsh
2007	700-WLW	Marty Brennaman, Thom Brennaman, Jeff Brantley, Joe Nuxhall, Steve Stewart	None	FSN Ohio	George Grande, Chris Welsh, Thom Brennaman, Jeff Brantley, Steve Stewart
2008	700-WLW	Marty Brennaman, Thom Brennaman, Jeff Brantley	None	FSN Ohio	George Grande, Chris Welsh, Thom Brennaman, Jeff Brantley
2009	700-WLW	Marty Brennaman, Thom Brennaman, Jeff Brantley, Jim Kelch, Dan Hoard, Kent Mercker	None	FOX Sports Ohio	George Grande, Chris Welsh, Thom Brennaman, Jeff Brantley, Jim Kelch
2010	700-WLW	Marty Brennaman, Thom Brennaman, Jeff Brantley, Jim Kelch, Kent Mercker, Chris Welsh	None	FOX Sports Ohio	Thom Brennaman, Jeff Brantley, Paul Keels, Chris Welsh, Jim Kelch, George Grande
2011	700-WLW	Marty Brennaman, Thom Brennaman, Jeff Brantley, Jim Kelch,	None	FOX Sports Ohio	Thom Brennaman, Jeff Brantley, Chris Welsh, George Grande, Jim Kelch, Jim Day, Sean Casey
2012	700-WLW	Marty Brennaman, Thom Brennaman, Jeff Brantley, Jim Kelch, Doug Flynn	None	FOX Sports Ohio	Thom Brennaman, Jeff Brantley, Chris Welsh, George Grande, Jim Kelch, Jim Day, Sean Casey
2013	700-WLW	Marty Brennaman, Thom Brennaman, Jeff Brantley, Jim Kelch, Doug Flynn	None	FOX Sports Ohio	Thom Brennaman, Jeff Brantley, Chris Welsh, George Grande
2014	700-WLW	Marty Brennaman, Thom Brennaman, Jeff Brantley, Jim Kelch, Doug Flynn	None	FOX Sports Ohio	Jim Kelch, Jim Day, Sean Casey, Thom Brennaman, Jeff Brantley, Chris Welsh, George Grande
2015	700-WLW	Marty Brennaman, Thom Brennaman, Jeff Brantley, Jim Kelch, Doug Flynn	None	FOX Sports Ohio	Thom Brennaman, Jeff Brantley, Chris Welsh, George Grande, Jim Kelch, Jim Day
2016	700-WLW	Marty Brennaman, Thom Brennaman, Jeff Brantley, Jim Kelch, Doug Flynn, Tom Browning	None	FOX Sports Ohio	Thom Brennaman, Jeff Brantley, Chris Welsh, George Grande, Jim Kelch, Jim Day
2017	700-WLW	Marty Brennaman, Thom Brennaman, Jeff Brantley, Jim Kelch, Doug Flynn	None	FOX Sports Ohio	Thom Brennaman, Jeff Brantley, Chris Welsh, George Grande, Jim Kelch, Jim Day
2018	700-WLW	Marty Brennaman, Thom Brennaman, Jeff Brantley, Jim Day, Doug Flynn, Danny Graves, Tommy Thrall, Tom Nichols	None	FOX Sports Ohio	Thom Brennaman, Jeff Brantley, Chris Welsh, George Grande, Jim Day

2019 RADIO AFFILIATES

OHIO

Athens	WATH-AM	870
	WATH-FM	87.1
Cambridge	WLEZ-FM	87.7
Canton	WTG-AM	990
Celina	WKSI-FM	94.3
Chillicothe	WDEZ-AM	1400
	WDEZ-FM	82.7
Cincinnati	WPCB-FM	790
	WKFS-FM	94.5
Columbus	WY10-AM	1230
	WY10-FM	105.3
Dayton	WIND-AM	1410
Findlay	WRFV-FM	96.7
Fostoria	WFDG-AM	1430
Hilobara	WGRW-AM	1590
	WGRW-FM	101.5
Ironton	WIRD-AM	1230
	WLKX-FM	107.1
Lima	WIMA-AM	1150
Marietta	WMSA-AM	1490
	WMSA-FM	101.3
Marysville	WMTT-AM	1270
	WMTT-FM	96.7
Purtsmouth Sidney	WMTT-AM	1260
	WMTT-FM	105.5
Washington OH	WHDG-AM	1250
Zanesville	WHZ-AM	1240
	WHZ-FM	102.3

WEST VIRGINIA

Charleston	WCBS-AM	580
	WCBS-FM	96.5
Hinton	WMTG-FM	102.3
Huntington	WPHO-AM	960
Kenova	WTKS-AM	1420
Logan	WQWV-AM	1290
	WQWV-FM	101.9
Milton	WZZW-AM	1000
Reverewood	WNOV-AM	1300
	WNOV-FM	93.5
Ripley	WNOV-FM	106.7
Williamson	WNOH-AM	1400
	WNOH-FM	102.5

KENTUCKY

Berea	WKXG-AM	1500
	WKXG-FM	103.5
Bowling Green	WWRD-AM	1430
	WWRD-FM	102.7
Campbellsville	WTCO-AM	1450
	WTCO-FM	105.7
Columbia	WAIN-AM	1270
	WAIN-FM	101.9
Cynthiana	WCYN-AM	1400
	WCYN-FM	101.3
Elizabethtown	WEL-AM	1400
	WEL-FM	101.1
Elkhart City	WTKB-AM	1400
	WTKB-FM	104.3
Frankfort	WDFE-FM	105.7
Glasgow	WGDG-AM	1230
Grayson	WGDH-AM	1370
	WGDH-FM	100.9
Hopkinsville	WHDG-FM	96.7
	WHDG-FM	1230
Lexington	WLKS-AM	1300
	WLKS-FM	97.5
London	WFTS-AM	1400
	WFTS-FM	105.9
Louisville	WBDE-AM	660
Martin	WMDG-AM	100.1
Maysville	WTFM-AM	1240
Morehead	WMDG-FM	100.1
Murfreesville	WLDC-AM	1150
	WLDC-FM	101.7
Paintsville	WKYA-AM	600
Pikeville	WLSI-AM	800
	WLSI-FM	95.9
	WPKL-AM	1240
	WPKL-FM	90.1
Richmond	WEXY-AM	1340
	WEXY-FM	92.5
Somersett	WTLG-AM	1480
	WTLG-FM	97.7
West Liberty	WNGR-FM	106.1
Whitesburg	WTCW-AM	920
	WTCW-FM	95.1

INDIANA

Batesville	WRBI-FM	103.9
Bloomington	WUGL-AM	1370
	WUGL-FM	96.1
Cannonsville	WLPG-AM	1580
	WLPG-FM	100.9
Crawfordsville	WVTV-AM	1550
	WVTV-FM	102.1
Madison	WVTV-AM	1270
Muncie	WVTV-AM	1540
	WVTV-FM	102.9
Portland	WPGW-AM	1440
	WPGW-FM	100.9
		105.3
Princeton	WLDJ-AM	100.5
Richmond	WKBY-AM	1490
	WKBY-FM	100.9
Salem	WLSH-AM	1220
	WLSH-FM	97.9
Sullivan	WNO-AM	1550
	WNO-FM	95.3
Washington	WAMW-AM	1580
	WAMW-FM	95.9
		101.3

TENNESSEE

Clarksville	WPYP-AM	1230
	WPYP-FM	95.3
Jackson City/Kingsport/Seaford	WPWT-AM	870
	WPWT-FM	100.7
	WPWT-FM	98.3

ILLINOIS

Mt. Carmel	WLSJ-FM	100.5
------------	---------	-------

VIRGINIA

Gata City	WPWT-FM	100.7
Wise	WTCW-AM	920

2019 PROMOTIONAL DATES

Promotional dates are subject to change. Visit reds.com for updates.

Opening Day: Thursday, March 28 vs. Pirates

150th Anniversary Commemorative 2019 Magnetic Schedule/Car Magnet presented by PNC Bank: Thursday, March 28 vs. Pirates (Free to all fans.)

Kids Opening Day presented by Frisch's Big Boy: Saturday, March 30 vs. Pirates (Be there to celebrate a special Kids Opening Day, featuring a pregame red carpet parade with Reds players and mascots and more fun activities for kids.)

Kids Reds Cap presented by Frisch's Big Boy: Saturday, March 30 vs. Pirates (As part of Kids Opening Day at the ballpark, free to kids 14 and younger.)

2019 Team Calendar presented by Kroger: Sunday, March 31 vs. Pirates (Free to the first 20,000 fans.)

Bark in the Park presented by Rachael Ray™ Nutrish®, Milk-Bone® and Kroger: Thursday, April 25 vs. Braves (Ticket packages available for dogs and their owners with pet activities, samples and more in the Kroger Fan Zone. Dog packages must be purchased in advance of game day.)

Fireworks Friday presented by PNC Bank: Friday, May 3 vs. Giants (Post-game fireworks show with soundtrack.)

150th Anniversary Commemorative Mr. Redlegs Bobblehead presented by Skyline Chili: Saturday, May 4 vs. Giants (As part of Super Saturdays, free bobblehead of the Reds mascot in an 1869 Red Stockings uniform to the first 20,000 fans.)

Kids Fathead® Wall Decal: Sunday, May 5 vs. Giants (As part of family day at the ballpark, free to kids 14 and younger. A Reds-themed decal will be featured on each of these Sunday giveaways throughout the season.)

Bark in the Park presented by Rachael Ray™ Nutrish®, Milk-Bone® and Kroger: Tuesday, May 14 vs. Cubs (Ticket packages available for dogs and their owners with pet activities, samples and more in the Kroger Fan Zone. Dog packages must be purchased in advance of game day.)

Pink Wristbands presented by TriHealth: Thursday, May 16 vs. Cubs (In support of Breast Cancer Awareness, free to the first 8,000 fans.)

Fireworks Friday presented by Nathan's Famous: Friday, May 17 vs. Dodgers (Post-game fireworks show with soundtrack.)

Ernie Lombardi 150 Series Bobblehead presented by TriHealth: Saturday, May 18 vs. Dodgers (As part of the 150th Anniversary celebration, this commemorative series features six Reds legends who are enshrined in the National Baseball Hall of Fame. Lombardi is 1 of 2 players representing the Crosley Field era. Free to the first 20,000 fans.)

Kids Joey Votto PLAY BALL Arm Sleeve: Sunday, May 19 vs. Dodgers (As part of PLAY BALL Weekend and family day at the ballpark, free to kids 14 and younger.)

Fireworks Friday: Friday, May 31 vs. Nationals (Post-game fireworks show with soundtrack.)

Joe Morgan 150 Series Bobblehead presented by PNC Bank: Saturday, June 1 vs. Nationals (As part of the 150th Anniversary celebration, this commemorative series features six Reds legends who are enshrined in the National Baseball Hall of Fame. Morgan is 1 of 2 players representing the Riverfront Stadium era. Free to the first 20,000 fans.)

Kids Fathead® Wall Decal: Sunday, June 2 vs. Nationals (As part of family day at the ballpark, free to kids 14 and younger. A Reds-themed decal will be featured on each of these Sunday giveaways throughout the season.)

Fireworks Friday featuring the Cincinnati Pops: Friday, June 14 vs. Rangers (Post-game fireworks show featuring a live concert by the Cincinnati Pops Orchestra.)

Barry Larkin 150 Series Bobblehead presented by St. Elizabeth Healthcare: Saturday, June 15 vs. Rangers (As part of the 150th Anniversary celebration, this commemorative series features six Reds legends who are enshrined in the National Baseball Hall of Fame. Larkin is 1 of 2 players representing the Great American Ball Park era. Free to the first 20,000 fans.)

Kids Fathead® Wall Decal: Sunday, June 16 vs. Rangers (As part of family day at the ballpark, free to kids 14 and younger. A Reds-themed decal will be featured on each of these Sunday giveaways throughout the season.)

Father's Day Item presented by Kahn's: Sunday, June 16 vs. Rangers (In celebration of Father's Day, free item to the first 10,000 dads.)

Bark in the Park presented by Rachael Ray™ Nutrish®, Milk-Bone® and Kroger: Monday, June 17 vs. Astros (Ticket packages available for dogs and their owners with pet activities, samples and more in the Kroger Fan Zone. Dog packages must be purchased in advance of game day.)

Fireworks Friday presented by Delta Air Lines: Friday, June 28 vs. Cubs (Post-game fireworks show with soundtrack.)

150th Anniversary Commemorative Reds Bag presented by MLB Network: Saturday, June 29 vs. Cubs (As part of Super Saturdays, free to the first 20,000 fans.)

Kids Team Baseball Card Set presented by Kahn's: Sunday, June 30 vs. Cubs (As part of family day at the ballpark, free Reds team set to kids 14 and younger.)

Independence Day Fireworks Show: Wednesday, July 3 vs. Brewers (Post-game fireworks show with soundtrack.)

Ohio Cup T-shirt presented by FOX Sports Ohio: Saturday, July 6 vs. Indians

(As part of Super Saturdays, free shirt highlighting the Reds vs. Indians rivalry to the first 20,000 fans.)

Kids Fathead® Wall Decal: Sunday, July 7 vs. Indians (As part of family day at the ballpark, free to kids 14 and younger. A Reds/baseball-themed decal will be featured on each of these Sunday giveaways throughout the season.)

Yasiel Puig Bobblehead presented by Big Lots: Thursday, July 18 vs. Cardinals (Free bobblehead of the Reds outfielder to the first 25,000 fans.)

Fireworks Friday presented by Coca-Cola: Friday, July 19 vs. Cardinals (Post-game fireworks show with soundtrack.)

Eugenio Suárez Funko Pop! Collectible Night: Saturday, July 20 vs. Cardinals (As part of Super Saturdays, free exclusive figure of the All-Star third baseman to the first 20,000 fans, including a special edition randomly distributed to 500 lucky fans.)

Kids Fathead® Wall Decal: Sunday, July 21 vs. Cardinals (As part of family day at the ballpark, free to kids 14 and younger. A Reds/baseball-themed decal will be featured on each of these Sunday giveaways throughout the season.)

Ohio Lottery Post-Game Concert featuring Zedd: Friday, July 26 vs. Rockies (As part of the Ohio Lottery Post-Game Concert Series, Grammy Award-winning artist Zedd will perform a live concert from the field. Free to all fans with a game ticket.)

Fireworks Friday presented by Ohio Lottery: Friday, July 26 vs. Rockies (Post-game fireworks show with soundtrack.)

Tony Perez 150 Series Bobblehead: Saturday, July 27 vs. Rockies (As part of the 150th Anniversary celebration, this commemorative series features six Reds legends who are enshrined in the National Baseball Hall of Fame. Perez is 1 of 2 players representing the Crosley Field era. Free to the first 20,000 fans.)

Kids Fathead® Wall Decal: Sunday, July 28 vs. Rockies (As part of family day at the ballpark, free to kids 14 and younger. A Reds-themed decal will be featured on each of these Sunday giveaways throughout the season.)

Fireworks Friday: Friday, August 9 vs. Cubs (Post-game fireworks show with soundtrack.)

Super Saturday Item: Saturday, August 10 vs. Cubs (As part of Super Saturdays, free to the first 20,000 fans.)

Kids Fathead® Wall Decal: Sunday, August 11 vs. Cubs (As part of family day at the ballpark, free to kids 14 and younger. A Reds-themed decal will be featured on each of these Sunday giveaways throughout the season.)

Fireworks Friday presented by Great American Insurance Group: Friday, August 16 vs. Cardinals (Post-game fireworks show with soundtrack.)

Johnny Bench 150 Series Bobblehead presented by John Morrell: Saturday, August 17 vs. Cardinals (As part of the 150th Anniversary celebration, this commemorative series features six Reds legends who are enshrined in the National Baseball Hall of Fame. Bench is 1 of 2 players representing the Riverfront Stadium era. Free to the first 20,000 fans.)

Kids Fathead® Wall Decal presented by PNC Bank: Sunday, August 18 vs. Cardinals (As part of family day at the ballpark, free to kids 14 and younger. A Reds/baseball-themed decal will be featured on each of these Sunday giveaways throughout the season.)

Post-Game Faith Concert presented by Prasco: Monday, September 2 vs. Phillies (Post-game concert on the field featuring an artist to be announced. Free to all fans with a game ticket.)

Bark in the Park presented by Rachael Ray™ Nutrish®, Milk-Bone® and Kroger: Tuesday, September 3 vs. Phillies (Ticket packages available for dogs and their owners with pet activities, samples and more in the Kroger Fan Zone. Dog packages must be purchased in advance of game day.)

Fireworks Friday: Friday, September 6 vs. Diamondbacks (Post-game fireworks show with soundtrack.)

Ohio Lottery Post-Game Concert: Saturday, September 7 vs. Diamondbacks (As part of the Ohio Lottery Post-Game Concert Series, a live performance from an artist to be announced. Free to all fans with a game ticket.)

Ken Griffey Jr. 150 Series Bobblehead: Saturday, September 7 vs. Diamondbacks (As part of the 150th Anniversary celebration, this commemorative series features six Reds legends who are enshrined in the National Baseball Hall of Fame. Griffey is 1 of 2 players representing the Great American Ball Park era. Free to the first 20,000 fans.)

Kids Fathead® Wall Decal: Sunday, September 8 vs. Diamondbacks (As part of family day at the ballpark, free to kids 14 and younger. A Reds/baseball-themed decal will be featured on each of these Sunday giveaways throughout the season.)

Fireworks Friday: Friday, September 20 vs. Mets (Post-game fireworks show with soundtrack.)

150th Anniversary Commemorative Blanket: Saturday, September 21 vs. Mets (As part of Super Saturdays, free to the first 20,000 fans.)

Kids Fathead® Wall Decal: Sunday, September 22 vs. Mets (As part of family day at the ballpark, free to kids 14 and younger. A Reds/baseball-themed decal will be featured on each of these Sunday giveaways throughout the season.)

Fan Appreciation Day: Sunday, September 22 vs. Mets (Prizes will be given away to lucky fans throughout the game. Postcard entries accepted.)

2019 Reds Team Photo: Sunday, September 22 vs. Mets (Free to all fans.)

REDS IN THE COMMUNITY

The Cincinnati Reds connect with fans throughout Reds Country primarily through the Reds Community Fund, the Reds Hall of Fame and Museum, the Reds Heads Kids Club, the Reds Rookies baby fan club and Club Red.

In 2019, more than 45,000 kids and coaches will benefit from Reds Community Fund programming and initiatives. Meanwhile, over 10,000 students will participate in education programs and youth camps through the Reds Hall of Fame and Museum. Also, thousands of fans 17 and younger will serve as members of the three official Reds fan clubs.

REDS COMMUNITY FUND



Since its inception in 2001, the Reds Community Fund has been dedicated to improving the lives of youth through its baseball and softball-themed outreach efforts. Programs include the Reds Rookie Success League; Reds Youth Baseball & Softball Funding; Field Renovation, including Roselawn, winner of the Procter & Gamble, Cincinnati Zoo, Kroger and Cincinnati Reds Community Makeover in 2018, as well as the P&G MLB Cincinnati Reds Youth Academy, "Match" program and Greater Cincinnati RBI ("Reviving Baseball in Inner Cities").

For more information on the Reds Community Fund's outreach initiatives, fundraising events, the Reds Youth Academy, or to get involved, visit [reds.com/community](https://www.reds.com/community).





1 P&G MLB CINCINNATI REDS YOUTH ACADEMY

- Free, year-round baseball and softball instruction
- Features high-level skills training, academic tutoring and life skills development for ages 4-18
- Home to Reds Community Fund outreach programs



5 REDS ROOKIE SUCCESS LEAGUE LOCATIONS

- Free, coed, character-building program for 6-13 year olds
- Introductory baseball and softball-style camp in Cincinnati, Butler County (Fairfield), Clermont County (Batavia), Dayton (OH) and Louisville (KY)
- Program includes visits from Reds players and coaches, as well as a trip to Great American Ball Park



12 "MATCHED" COMMUNITIES

- Connects urban baseball and softball organizations with suburban counterparts, utilizing baseball as a vehicle to breakthrough social, cultural and racial stereotypes
- Neighborhoods host scrimmages, cookouts and other activities



19 GREATER CINCINNATI RBI TEAMS

- Major League Baseball's "Reviving Baseball in Inner Cities" program features 12 boys baseball teams and 7 girls fast-pitch softball teams
- Teams receive high-level training and participate in select leagues and tournaments throughout the region
- Players also have the opportunity to participate in the RBI East Regional Tournament



385 FIELD RENOVATED

- Program focuses on basic field improvements and upgraded ball field dirt
- 2018 projects included Summit Center Fields in Roselawn (winner of the P&G, Cincinnati Zoo, Kroger and Reds Community Makeover), Bernie Stowe Field and Chris Nelms All-Star Field



576 YOUTH TEAMS FUNDED

REDS YOUTH BASEBALL & SOFTBALL FUNDING

- Program underwrites expenses for uniforms, equipment, fees and trophies
- Each team is required to complete a minimum of one community service project per year
- Teams include baseball, softball, high school, junior high and neighborhood teams in Kentucky, Ohio, Arizona and Indiana

MAJOR LEAGUE BASEBALL MEDIA RELATIONS DIRECTORY

American League

Baltimore

Kristen Hudak, Jim Misudek, Kailey Adams,
Adam Esselman, Jackie Haris (410) 547-6160

Boston

Kevin Gregg, Abby Murphy, Justin Long,
Chris Gilligan, Daveson Perez, (617) 226-6613

Chicago

Scott Reifert, Bob Beghtol, Ray Garcia,
Joe Roti, (312) 674-5300

Cleveland

Bart Swain, Court Berry-Tripp, Nina Zimmerman,
Ryan Milowicki, (216) 420-4380

Detroit

Ron Colangelo, Chad Crunk, Michele Wysocki,
Ben Fidelman, (313) 471-2276

Houston

Anita Sehgal, Gene Dias, Steve Grande,
Chris Peixoto, Alexandra Noboa, (713) 259-8900

Kansas City

Mike Swanson, Mike Cummings, Dina Blevins,
Nick Kappel, (816) 504-4362

Los Angeles of Anaheim

Tim Mead, Eric Kay, Adam Chodzko,
Matt Birch (714) 940-2014

Minnesota

Dustin Morse, Mitch Hestad, Matt Hodson,
Cori Frankenberg, Elvis Martinez, (612) 659-3400

New York

Jason Zillo, Michael Margolis, Lauren Moran,
Ken Leandry, Alex Trochanowski, (718) 579-4460

Oakland

Fernando Alcalá, Mike Selleck, Mark Ling,
(510) 563-2207

Seattle

Tim Hevly, Rebecca Hale, Kelly Munro,
Ryan Hueter, Alex Coffey, (206) 346-4000

Tampa Bay

Dave Haller, Craig Vanderkam, Ryan Sheets,
Karly Fisher, Manny Navarro, (727) 825-3149

Texas

John Blake, Rich Rice, Brian SanFilippo,
Matt Mallian, (817) 436-5902

Toronto

Richard Griffin, Ryan Brown, Adam Felton,
Rodney Hiemstra, (416) 341-1303

National League

Arizona

Josh Rawitch, Casey Wilcox, Katie Krause,
Pat O'Connell, Patrick Kurish, (602) 462-6519

Atlanta

Adrienne Midgley, Jonathan Kerber,
Jared Burleyson, Franco Garcia, (404) 614-1301

Chicago

Peter Chase, Jason Carr, Alex Wilcox
(773) 404-4191

Cincinnati

Rob Butcher, Larry Herms, Jamie Ramsey
(513) 765-7800

Colorado

Warren Miller, Cory Little, Nick Parson,
Abby Sanders, (303) 312-2325

Los Angeles

Joe Jareck, Jon Chapper, Juan Dorado,
Jesus Quiñonez, Lauren Douglas, (323) 224-1301

Miami

Jason Latimer, Joe Vieira, Jon Erik Alvarez,
Luis Dorante, Maria Armella, (305) 480-1391

Milwaukee

Michael Vassallo, Ken Spindler,
Carlos Brizuela, (414) 902-4500

New York

Harold Kaufman, Ethan Wilson, Melissa Strozza,
Zach Weber, (718) 565-4330

Philadelphia

Greg Casterioto, Chris Ware, Kenny Ayres,
Jim Hogan, Diego Etedgui, (215) 463-6000

Pittsburgh

Jim Trdinich, Dan Hart, Brian Warecki
(412) 325-4728

St. Louis

Brian Bartow, Michael Whitty, Chris Tunno,
Carlos Villoria, (314) 345-9600

San Diego

Craig Hughner, Danny Sanchez, Darren Feeney,
Vanessa Dominguez, J.P. Nolan, (619) 795-5000

San Francisco

Maria Jacinto, Matt Chisholm, Erwin Higueros,
Megan Brown, Mike Passanisi, (415) 972-2448

Washington

Jennifer Giglio, Kyle Brostowitz
(202) 640-7000

General Media Information

CONTACT INFORMATION

You can contact the Cincinnati Reds media relations office at (513) 765-7800. During games, you can reach the media relations staff in the press box at (513) 765-7350 or (513) 765-7450.

MEDIA CREDENTIALS

Cincinnati Reds media credentials will be issued only to reporters or photographers for accredited media. Reds season credentials only will be issued to those media outlets that cover the Reds on a daily basis. Credentials requests can be made online at <https://credentials.mlb.com>. Please allow 24-hour notice for all daily credential requests. Under no circumstances are media credentials to be transferred from person to person. Violation of this policy will result in notification of the Major League office of the violation, dismissal of the media member from Great American Ball Park and confiscation of the violator's media credential.

MEDIA CREDENTIAL PICKUP

Members of the media can pick up approved daily credentials inside Dock 3 at Great American Ball Park's Pete Rose Way entrance, located adjacent to US Bank Arena on the east side of the facility.

PRESS BOX

The writing and broadcast press box is located on Level 3 of Great American Ball Park. The press box is open 3 hours and 30 minutes prior to gametime. The press dining room, located on the press box level, is open 2 hours prior to gametime. A delicious buffet dinner is available for purchase.

CLUBHOUSE ACCESS

Only media with approved credentials have access to the clubhouses. The clubhouses are open 3 hours and 30 minutes prior to the start of each game and close 1 hour prior to the start of each game. Following the game, the clubhouses will open no later than 10 minutes after the final out. The clubhouses are located on Field Level. The Reds' dugout is located on the first base side, the visitors' dugout on the third base side. Until batting practice is over, media can access the field through the tunnels adjacent to each clubhouse. After batting practice is over, access to and from the field may be made only through the tunnel on the outfield side of the third base dugout. Members of the media are not permitted in the training room, players' lounge or equipment areas.

MEDIA PARKING

The media relations department does not have individual gameday parking passes. For information on monthly parking, contact Central Parking at (513) 946-8100.

2019 BATTING PRACTICE SCHEDULE

Gametime	8:05	7:10	6:40	4:10	3:10	2:10	1:10	12:35
Visitors Early Work	3:25	2:30	2:00	11:30	-	-	-	-
Reds Early Work	4:25	3:30	3:00	12:30	-	-	-	-
Reds Pitchers Hit	5:20	4:25	3:55	1:25	-	-	-	-
Reds BP	5:45	4:50	4:20	1:50	12:50	11:50	10:50	10:15
Visitors BP	6:40	5:45	5:15	2:45	1:45	12:45	11:45	11:10

Game Broadcast



JOE ZERHUSEN - Affiliate/Broadcast Manager

Joe Zerhusen is in his 17th season as the public address announcer for the Reds at Great American Ball Park. He also manages the Cincinnati Reds Radio Network, which now numbers more than 110 radio stations covering 8 states. Zerhusen spent 10 years as the public address announcer for the University of Cincinnati, working football games at Nippert Stadium and men's and women's basketball games at Fifth Third Arena. He also has worked NASCAR and IndyCar races at Kentucky Speedway. A lifelong Reds fan, Joe grew up in Northern Kentucky, where he attended Covington Catholic High School and Northern Kentucky University.



BOB PENNELL

Bob Pennell is in his eighth full year as coordinating producer for Reds TV broadcasts on FOX Sports Ohio. Prior to taking that position during the 2011 season, he had served as a producer/director since 1997 for Cleveland Indians and Cleveland Cavaliers games. In addition to Reds and Indians baseball, Pennell also has directed Columbus Blue Jackets hockey and Ohio high school football. The lifelong Ohioan grew up in the Youngstown area and graduated from Kent State in 1985. Bob and wife Lori have 4 children, Erica, Eliot, Amy and Natalie.



JOSH HALL

Josh Hall is in his eighth season as the producer of Reds games on FOX Sports Ohio. In January 2012 the Ohio native joined Reds TV from the Phoenix Suns, where he had produced games and pre-game shows since 2006. He also has worked on TV broadcasts for the Super Bowl, Final Four, PGA Championship, Masters and SEC football championship game. Hall began his career in 1997 as an intern for Cleveland Indians TV broadcasts on SportsChannel Ohio, then from 1999-2001 was the sports producer at CLTV in Chicago. From 2001-02 he was a production coordinator for International Sports Broadcasting, the host broadcast entity for the 2002 Winter Olympics, and from 2003-06 he was a broadcast associate for CBS Sports working the NFL, college football, NCAA basketball and PGA Tour. Josh is a 1994 graduate of Jefferson High School in northern Ohio and a 1998 graduate of Wheaton College in Illinois.



ROY ALFERS

In his second stint working for Reds TV, Roy Alferts is in his 12th full season directing the FOX Sports Ohio broadcasts. He also directed the club's broadcasts from 1982-90. Alferts spent 14 seasons directing Atlanta Braves and Hawks telecasts for TBS and Fox South, winning 8 Emmy Awards for his baseball and basketball coverage. He has been a producer/director for Xavier basketball for 16 seasons on FSOH and also worked SEC and ACC basketball and football broadcasts for Raycom Sports. He won an Emmy for his ACC football coverage in 2014. For the last 13 seasons Alferts produced and directed pre-season football games for the NFL's Indianapolis Colts, and for 11 years he worked Ohio State men's basketball telecasts.



BRIAN HUNTERMAN

Brian Hunterman and Brian Filippetti occasionally will direct Reds TV broadcasts for FOX Sports Ohio. Hunterman, who also will produce, has directed and produced hockey, basketball and football at professional, college and high school levels, as well as pre-season specials, weekly programs and pre-game shows. Hunterman has won 4 Regional Emmy Awards, including 2 for his work on Reds baseball. The 2019 season is his 41st associated with the Reds. Filippetti is in his fourth season as a director for FOX Sports Ohio's Reds broadcasts. As the network's director for the Blue Jackets, he

won Ohio Valley Regional Emmy awards for his hockey coverage in 2014, 2017 and 2018. Filippetti has worked in television production for more than 20 years covering a variety of sports, including basketball, hockey, football, baseball and soccer.

BRIAN FILIPPETTI



DAVE ARMBRUSTER

Dave Armbruster enters his 34th season as producer/engineer for the Reds on Radio. For 15 years he was the network coordinator responsible for the affiliates on the Reds Radio Network, which included outlets in 7 states and broadcasts that could be heard in 38 states on flagship station 700 WLW. A Cincinnati native, Armbruster has been with 700 WLW for 38 years. He also oversees the Bengals Radio Network, as well as the radio broadcasts for the University of Cincinnati Bearcats and Xavier University Musketeers.

COVERING THE BEAT



Hal McCoy
BBWAA



Joe Kay
Associated Press



Mark Sheldon
MLB.com



C. Trent Rosecrans
TheAthletic.com



Bobby Nightengale
Cincinnati Enquirer



Paul Daugherty
Cincinnati Enquirer



John Fay
Cincinnati Enquirer



Fletcher Page
Cincinnati Enquirer



Tom Archdeacon
Cox Media Group



David Jablonski
Cox Media Group



Jay Morrison
The Athletic



Mark Schmetzer
Reds Report/AP



Gary Schatz
Home Beat



Jeff Wallner
WCPO.com



John Popovich
WCPO-TV 9



Kennan Singleton
WCPO-TV 9



Gary Miller
WKRC-TV 12



Richard Skinner
WKRC-TV 12



Jack Pohl
WDTN-TV 2



Mike Hartsok
WHIO-TV 7



Conrad Clowers
Cincinnati Herald



George Vogel
WLWT-TV 5



Elise Jesse
WLWT-TV 5



Brandon Saho
WLWT-TV 5



Joe Danneman
WXIX-TV 19



Jeremy Rauch
WXIX-TV 19



Betsy Ross
WXIX-TV 19



Mark Maloney
Herald-Leader



Tim Sullivan
Louisville C-J



Ron Millenorr
FOX Sports Ohio



Kent Weaver
FOX Sports Ohio



Bill Dennison
WLW Radio



Lance McAlister
WCKY/WLW Radio



Ken Broo
700 WLW Radio



Mo Egger
WCKY Radio



Maryanne Zeleznik
WVXU Radio



Steve Vaughn
WMOH radio

**2018 CINCINNATI CHAPTER
BASEBALL WRITERS'
ASSOCIATION OF AMERICA (BBWAA)**

Chairman: Mark Sheldon, MLB.com

Treasurer: Joe Kay, The Associated Press

The Associated Press

Joe Kay (1980)

At Large

Hal McCoy (1970)

MLB.com

Mark Sheldon (2016)

Cincinnati Enquirer

Paul Daugherty (1989)

John Fay (1998)

Bobby Nightengale (2018)

TheAthletic.com

C. Trent Rosecrans (2005)

Cox Newspapers

David Jablonski (2015)

Reds Report

Mark Schmetzer (1995)

Louisville Courier-Journal

Tim Sullivan (1981)

CBSsports.com

Matt Snyder (2015)

Fangraphs

Dan Szymborski (2016)

Lifetime Members

Bucky Albers

Rick Bailey

John Erardi

Greg Hoard

Marc Katz

Jim Massie

Sean McClelland

Tom Archdeacon

Jerry Dowling

Jim Ferguson

Bob Hunter

Mike Lopresti

Mark Maloney

Greg Simms

LOCAL MEDIA OUTLETS

Newspapers/Web Sites

Cincinnati Enquirer

312 Elm St., Cincinnati, OH 45202
(513) 768-8391, enquirer.com
Senior News Director: Michael Perry
Sports Editor: Jason Hoffman
Beat reporters: Bobby Nightengale, Fletcher Page,
John Fay
Columnist: Paul Daugherty

MLB.com

Beat reporter: Mark Sheldon

TheAthletic.com

Beat reporter: C. Trent Rosecrans

Reds Report

1350 West Fifth Ave., Columbus, OH 43212
(614) 486-2202
Editor: Mark Rea
Reporter: Mark Schmetzer

Cox Ohio Media Group

1611 S. Main St., Dayton, OH 45409
(937) 225-2395, daytondailynews.com
Sports Editor: John Boyle
Reporters: Dave Jablonski, Hal McCoy,
Columnist: Tom Archdeacon

The Columbus Dispatch

34 South Third St., Columbus, OH 43215
(614) 461-5236, dispatch.com
Sports Editor: Ray Stein
Columnist: Rob Oller

Wire Services

The Associated Press

312 Elm St., Cincinnati, OH 45202
(513) 241-2386, ap.org
Reporters: Joe Kay, Mark Schmetzer, Gary Schatz

Freelance, At Large

2414 Kenlee Drive, Cincinnati, OH 45230
(513) 807-7903
Reporter: Jeff Wallner

Television Stations

FOX Sports Ohio, Rightsholder

600 Vine St., Suite 2204, OH 45202
(513) 469-2006, foxsportsohio.com
Coordinating Producer: Bob Pennell
Producer: Josh Hall

WCPO Channel 9

ABC - 1720 Gilbert Ave., Cincinnati, OH 45202
(513) 852-4072, wcpo.com
Talent/Web: John Popovich, Keenan Singleton,
Jeff Wallner
Producer/Photographer: Philip Lee

WKRC Channel 12

CBS - 1906 Highland Ave., Cincinnati, OH 45219
(513) 763-5455, local12.com
Talent: Gary Miller, Richard Skinner
Producers: Kevin Barnett, Jed DeMuesy

WLWT Channel 5

NBC - 1700 Young St., Cincinnati, OH 45210
(513) 412-5088, wlwt.com
Talent: George Vogel, Elise Jesse, Brandon Saho

WXIX Channel 19

FOX - 635 W. 7th St., Cincinnati, OH 45203
(513) 421-0119, fox19.com
Talent: Joe Danneman, Jeremy Rauch, Betsy Ross
Producer: Ron Millenorr

Radio Stations

WLW 700, AM, Rightsholder

8044 Montgomery Road, Cincinnati, OH 45236
(513) 421-6397
Studio, (513) 241-2023 or (800) 729-2023
Lance McAlister, Mo Egger, Bill Dennison,
Dave Armbruster, Ken Broo

WKCY 1530, AM (1530 Homer, All Sports)

8044 Montgomery Road, Cincinnati, OH 45236
(513) 421-6397; Studio, (513) 749-4357
Lance McAlister, Mo Egger

WSAI 1360, AM (FOX Sports Radio, XM 169)

137 E. 4th St., #312, Cincinnati, OH 45202
(513) 621-3388
Andy Furman

WMOH 1450, AM

2081 Fairgrove Ave., Hamilton, OH 45011
(513) 863-1111
Steve Vaughn

WVXU 91.7, FM

1223 Central Parkway, Cincinnati, OH 45214
(513) 352-9170
Maryanne Zeleznik

NATIONAL BASEBALL HALL OF FAME AND MUSEUM



25 Main St., Cooperstown, New York 13326

baseballhalloffame.org

Phone: (607) 547-0215 Fax: (607) 547-2044

E-mail: info@baseballhalloffame.org



DIRECTORY: Jane Forbes Clark (Chairman), Joe Morgan (Vice Chairman), Jeff Idelson (President), Jeff Jones (Senior Vice President of Finance and Administration), Sean Gahagan (Vice President, Retail Merchandising & Licensing), Ken Meifert (Vice President, Sponsorship & Development), Erik Strohl (Vice President, Exhibitions and Collections)

PR CONTACTS: Jon Shestakofsky (Vice President, Communications & Education), Craig Muder (Communications Director)

RESEARCH AND LIBRARY CONTACTS: Jim Gates (Librarian)

HALL OF FAME WEEKEND 2019: JULY 20–21

Class of 2019: Harold Baines, Roy Halladay, Edgar Martinez, Mike Mussina, Mariano Rivera, Lee Smith
Awards: Sat. July 20, 4:30 p.m., Doubleday Field **Induction:** Sun. July 21, 1:30 p.m., Clark Sports Center

REDS IN COOPERSTOWN

A total of 44 former players, managers and executives in the Hall of Fame spent all or part of their professional careers with the Cincinnati Reds, including 2016 BBWAA electee Ken Griffey Jr., who played with the Reds from 2000-08. Ten Hall of Famers spent a majority of their careers in a Reds uniform, including Johnny Bench, Barry Larkin, Ernie Lombardi, Bill McKechnie, Bid McPhee, Joe Morgan, Tony Pérez, Eppa Rixey, Frank Robinson and Edd Roush. For a complete list of Cincinnati Reds in the Hall of Fame, visit the Hall of Famers team pages at www.baseballhall.org.

RESEARCH ASSISTANCE

Contact the Public Relations department at (607) 547-0215 or the Library Reference desk at (607) 547-0330.

MAJOR LEAGUE BASEBALL RULES OF INTEREST

Calculating the “Magic Number”: Determine the number of games to be played by the team in the lead. Add one to that number. Subtract from that figure the number of games ahead in the loss column from the closest opponent.

Determining Earned Run Average: Multiply earned runs by nine, then divide total by innings pitched.

Determining Batting Average: Divide total hits by total at-bats.

Determining Slugging Percentage: Divide the total bases of all safe hits by the total number of at-bats.

Determining On-Base Percentage: Divide hits + walks + hit-by-pitch, by at-bats + walks + hit-by-pitch + sacrifice flies.

Determining Fielding Percentage: Divide the total number of putouts and assists by the total of putouts, assists and errors.

The Winning Pitcher: The starting pitcher will be credited with the win only if the pitcher has pitched at least five complete innings and his team not only is in the lead when he is replaced, but remains in the lead the remainder of the game. EXCEPTION: The “must-pitch-five-complete-innings” rule in respect to the starting pitcher shall be in effect for all games of six or more innings. In a five-inning game, credit the starting pitcher with a game won only if he has pitched at least four complete innings and his team not only is in the lead when he is replaced, but remains in the lead the remainder of the game. When the starting pitcher does not meet the preceding criteria and more than one relief pitcher is used, the victory shall be awarded on the following basis:

- (1) When, during the tenure of the starting pitcher, the winning team assumes the lead and maintains it to the finish of the game, credit the victory to the relief pitcher judged by the official scorer to have been the most effective.
- (2) Whenever the score is tied, the game becomes a new contest insofar as the winning and losing pitcher is concerned.
- (3) Once the opposing team assumes the lead, all pitchers who have pitched up to that point are excluded from being credited with the victory except the current pitcher.

(4) The winning relief pitcher shall be the one who is the pitcher of record when his team assumes the lead and maintains it to the finish of the game. EXCEPTION: Do not credit a victory to a relief pitcher who is ineffective in a brief appearance, when a succeeding relief pitcher pitches effectively in helping his team maintain the lead. In such cases, credit the succeeding relief pitcher with the victory.

Earning a Save: Credit a pitcher with a save when he meets all of the following conditions;

- (1) He is the pitcher that finished the game won by his team.
- (2) He is not the winning pitcher.
- (3) He qualifies under one of the following conditions:
 - a. He enters the game with a lead of no more than three runs and pitches for at least one inning, or
 - b. He enters the game, regardless of the count, with the potential tying run either on base, at bat, or on deck (that is, the potential tying run either already on base or is one of the first two batters he faces), or
 - c. He pitches effectively for at least three innings.

Consecutive Game Hitting Streak: A consecutive game hitting streak shall not be terminated if the player's plate appearance(s) results in a base on balls, hit batter, defensive interference or sac bunt. The streak shall terminate if the player has a sac fly and no hit. Hitting streaks do not carry over from season to season.

Consecutive Game Playing Streak: A consecutive game playing streak shall be extended if the player plays one-half inning on defense or if he completes a time at bat by reaching base or being put out. A pinch-running appearance shall not extend the streak. If a player is ejected from the game by an umpire before he can comply with the requirement of this rule, the streak shall continue.

Rain Delays: Pursuant to Rule 3.10(a), the manager of the home team shall be the sole judge as to whether a game shall be started because of unsuitable weather conditions or the unfit condition of the playing field, except for the second game of a doubleheader. Pursuant to Rule 3.10(c), the umpire in chief shall be the sole judge as to whether and when a game shall be suspended and as to whether and when play will be resumed. An umpire shall not call a game until at least 30 minutes after he has suspended play. He may continue the suspension as long as he believes there is any chance to resume play.

National League Curfew: There is no curfew in the National League. The game is in the hands of the umpires once it has started.

Major League Year: 172 days of service time constitutes a full year in the Major Leagues.

Rookie Status at the Major League Level: To be considered a rookie, a player must not have more than 130 at-bats, or 50 innings-pitched in the Major Leagues during a previous season or seasons, nor more than 45 days on a Major League roster during the Major League 25-player limit (excluding time in the military).

MAJOR LEAGUE BASEBALL FRONT OFFICE
 245 Park Ave., New York, NY 10167
 (212) 931-7800 . mlb.com

Senior Staff

- Robert D. Manfred Jr. Commissioner
- Dan Halem Deputy Commissioner, Baseball Adm. & CLO
- Tony Petitti Deputy Commissioner, Business & Media
- Patrick Courtney Chief Communications Officer
- Bob Starkey Chief Financial Officer & Senior Advisor
- Joe Torre Chief Baseball Officer
- Noah Garden Executive Vice President, Commerce
- Chris Marinak EVP, Strategy, Technology & Innovation

Communications

- Patrick Courtney Chief Communications Officer
- Matt Bourne VP, Business Communications
- Michael Teevan VP, Communications
- John Blundell VP, Communications
- Steven Arocho Sr. Director, Commun. & Youth Engagement
- Ileana Peña Donovan .. Sr. Director, Business Communications
- Donald Muller Director, Communications
- Lydia P. Devlin Manager, Communications
- David Hochman Specialist, Business Communications
- Yolayna Alvarez Coordinator, Communications
- Paul Koehler Coordinator, Communications
- Kerline Batista Coordinator, Business Communications
- Troy Watson Coordinator, Business Communications
- Ginger Dillon Executive Assistant
- Lisa Teitelbaum Senior Administrative Assistant
- John Thorn Official Baseball Historian
- Matthew Gould VP, Corporate Communications for MLBAM
- Lorraine Fisher VP, Media Relations for MLB Network
- Lou Barricelli Manager, Media Relations for MLB Network
- Amanda Rodriguez Coordinator, Media Relations for MLBN

SPRING TRAINING INFORMATION



REDS PLAYER DEVELOPMENT COMPLEX

3125 S. Wood Blvd.
Goodyear, AZ 85338

GOODYEAR BALLPARK

1933 S. Ballpark Way
Goodyear, AZ 85338

MEDIA CREDENTIALS

Please contact Rob Butcher at rbutcher@reds.com. Please submit daily credential requests at least 24 hours in advance.

IMPORTANT PHONE NUMBERS

- Player Development Complex (623) 932-6590
- Media Relations Office (623) 932-6821
- Goodyear Ballpark Office (623) 882-3120
- Ballpark Ticket Office (623) 882-3130

- Capacity..... 10,311
- Dimensions
- Left Field Line..... 345
- Left Field Gap..... 380
- Center Field..... 410
- Right Field Gap..... 380
- Right Field Line..... 345

DIRECTIONS TO GOODYEAR BALLPARK

From I-10: Exit 126, Estrella Parkway and proceed south. Goodyear Ballpark will be on the left. To get to the Player Development Complex, continue south past the ballpark to South Wood Boulevard. Turn left, the Reds' complex will be the first complex on the right.

CINCINNATI REDS' SPRING TRAINING SITES

- | | | |
|-------------------------------|------------------------------|--------------------------------|
| 1891..... Hot Springs, AR | 1905..... Jacksonville, FL | 1920..... Miami, FL |
| 1892-94 Cincinnati, OH | 1906..... San Antonio, TX | 1921..... Cisco, TX |
| 1895..... Mobile, AL | 1907..... Marlin, TX | 1922..... Mineral Wells, TX |
| 1896-97 New Orleans, LA | 1908..... St. Augustine, FL | 1923-30 Orlando, FL |
| 1898..... Fort Worth, TX | 1909..... Atlanta, GA | 1931-42 Tampa, FL |
| 1899..... Columbus, GA | 1910-11..... Hot Springs, AR | 1943-45 Bloomington, IN |
| 1900..... New Orleans, LA | 1912..... Columbus, GA | 1946-87 Tampa, FL |
| 1901-02 Cincinnati, OH | 1913..... Mobile, AL | 1988-97 Plant City, FL |
| 1903..... Augusta, GA | 1914-15 Alexandria, LA | 1998-2009 Sarasota, FL |
| 1904..... Dallas, TX | 1916-17 Shreveport, LA | 2010-Present..... Goodyear, AZ |
| | 1919..... Waxahachie, TX | |

	SUN	MON	TUE	WED	THU	FRI	SAT
							CLE 23 1:05
	LAA 24 1:10	SEA 25 1:10	SF 26 1:05	CWS 27 1:05	MIL 28 1:05	SF 1 7:05	ARI 2 1:05 LAA 2 1:05
MIL 3 1:05	ARI 4 1:05		SD 5 6:05	SEA 6 6:05	KC 7 1:05	SD 8 6:40	SD 9 6:40
ARI 10 1:05	CLE 11 1:05	SD 12 6:05		LAD 13 1:05	LAD 14 1:05	LAD 15 6:05	TEX 16 1:05
CLE 17 1:05	COL 18 1:10	CWS 19 6:05	TEX 20 1:05	SEA 21 6:40	MIL 22 1:05		CLE 23 1:05
COL 24 12:05	ATL 25 7:20	ATL 26 1:10	27	28	29	30	
			OPENING DAY CINCINNATI				

GOODYEAR BALLPARK
BATTING PRACTICE SCHEDULE

CINCINNATI REDS

- Game Time 1:05
- Infield/BP until 11:15
- Game Time 6:05
- Infield/BP until 4:15

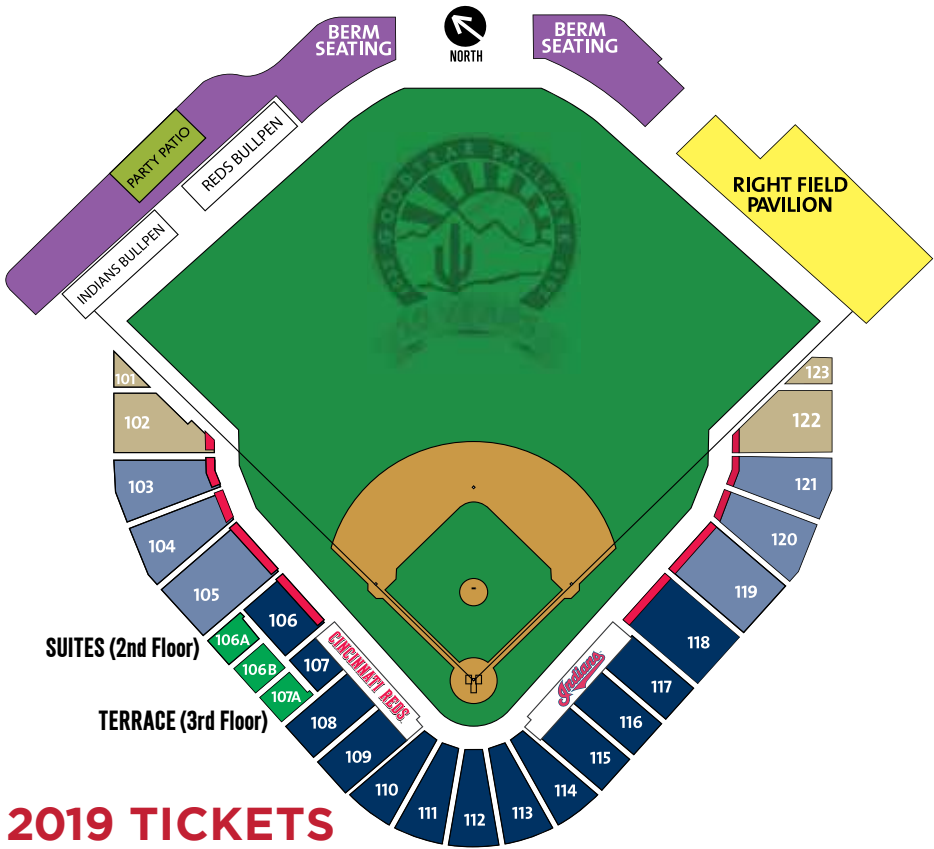
OPPONENTS

- Game Time 1:05
- BP 11:15-12:15
- Infield 12:15-12:30
- Game Time 6:05
- BP 4:15-5:15
- Infield 5:15-5:30

All times Mountain Standard Time (MST).
There is a 2-hour time difference through March 9.
Daylight savings time begins March 10 (3-hour time difference).

■ HOME □ AWAY

Schedule is subject to change.



2019 TICKETS

	Terrace*	\$19
	Party Patio**	\$25
	Right Field Pavilion**	\$36
	Club Seating	\$31
	Premium Field Box	\$31
	Infield Box	\$27
	Outfield Box***	\$22
	Outfield Reserved***	\$14
	Berm Seating***	\$8
	Suites**	\$800

Add \$2 for day of game ticket purchase

* Subject to availability; food not included

** Food and non-alcoholic beverages included

***Half-price child tickets available in same section





BASEBALL IN GOODYEAR

In 2010 the Reds moved their spring training and player development operations to the west Phoenix, Arizona suburb of Goodyear.

The club made the move from Sarasota, Florida, where it had trained since 1998.

In addition to the spring training and player development operations, Goodyear serves as the summer home for the Reds' rookie Arizona League affiliate.

Spring training games are played at nearby Goodyear Ballpark, a facility the Reds share with the Cleveland Indians.

On July 14, 2008 the Reds and the City of Goodyear finalized the terms on a binding use agreement that paved the way for the team to move its spring training facilities there in 2010.

The agreement includes a 20-year lease that began in 2010 and two 5-year team options.

The Reds broke ground on their new spring training complex on November 17, 2008.

The Reds' Player Development Complex on South Wood Boulevard includes a 44,000-square foot clubhouse, 6 full practice fields, 2 half fields and an agility field.

The main ballpark seats more than 10,300 fans, including 500 premium box seats, 8,000 fixed seats and space for 2,000 spectators on a grassy berm in the outfield.

Plans are for the stadium to be the centerpiece of Ballpark Village, a mixed-use development featuring offices, shops, restaurants, housing, hotels and a conference center.

The Indians' instructional league team moved to Goodyear in September 2008, while their first Major League spring training camp was held in the new facility in February 2009.

Beginning in Spring 2010, 15 Major League Baseball clubs train in Arizona and 15 train in Florida.

REDS' SPRING TRAINING RECORDS

Year	Record	G	ERA	BA
2018	10-19-2	31	5.77	.257
2017	16-19-1	36	6.13	.286
2016	16-16-1	33	5.84	.286
2015	15-14-3	32	3.61	.268
2014	14-17-0	31	4.82	.269
2013	13-20-2	35	5.50	.271
2012	15-17-1	33	5.19	.274
2011	17-14-1	32	5.67	.297
2010	12-16-3	31	4.94	.259
Goodyear	128-152-14	294	5.29	.275
2009	13-20	33	4.30	.241
2008	17-15-1	33	5.49	.283
2007	18-12	31	3.96	.279
2006	22-11	33	4.61	.279
2005	17-15	32	5.01	.264
2004	18-16-1	35	4.16	.258
2003	13-18-2	33	4.57	.262
2002	9-22-1	32	4.74	.239
2001	14-14-1	29	4.48	.267
2000	16-17	33	4.94	.285
1999	15-16	31	4.52	.288
1998	13-18	31	3.88	.250
Sarasota	185-194-7	386	4.56	.267
1997	17-15	32	4.39	.301
1996	11-18	30	4.83	.242
1995	7-5	12	5.55	.305
1994	12-19-1	31	5.26	.283
1993	18-9-2	29	4.28	.290
1992	22-9-1	32	3.12	.283
1991	13-17-1	31	4.83	.271
1990	9-7	16	4.63	.281
1989	16-14-2	32	3.49	.275
1988	16-12-2	30	3.65	.262
1987	16-19-1	26	4.59	.289
1986	16-13	29	4.97	.295
1985	14-12	26	4.15	.267
1984	11-14	25	3.62	.241
1983	9-14-1	24	3.98	.261
1982	14-12	26	3.22	.256
1981	12-13	25	4.44	.282
1980	9-13	22	4.12	.273
1979	10-14	24	3.61	.255
1978	14-11	25	4.32	.275
1977	11-15	26	4.77	.272
1976	7-7	14	3.90	.274
1975	18-11	29	3.85	.305
1974	NA			
1973	17-9	26	3.14	.266
1972	9-11-1	21	2.70	.240
1971	15-15	30	4.44	.283
1970	14-13-1	28	4.95	.269



REDS COMMUNITY FUND FUNDRAISING EVENTS

ST. ELIZABETH HEALTHCARE A NIGHT OF THEIR OWN

This ladies-only event is one of the most unique fan experiences at Great American Ball Park. Each guest participates in baseball skills stations and activities on the field. Other elements include a silent auction, dinner, goodie bags, a ticket to a future Reds game, and much more.



A Night
OF THEIR OWN

- ◆ Thursday, May 30
- ◆ Limited number of spaces available
- ◆ Activities include: baseball skills station rotation, seminar with new Reds Manager David Bell, and meet & greet with Reds broadcasters
- ◆ For further information or to make a donation, visit reds.com/baseball101

COLLEGEADVANTAGE REDLEGS RUN

Join Reds fans, runners and walkers of all ages for a day of fitness and fun.



- ◆ Saturday, June 8
- ◆ Events include a 10K, 5K, Virtual 5K, One Mile Family Run/Walk presented by Chick-fil-A, and Gapper's Kids Fun Run
- ◆ All 5K and 10K participants will be electronically timed; top three male & female finishers in 5K and 10K will be honored on field on at a future Reds game
- ◆ All participants receive a race T-shirt (technical for 10K participants), custom race medal, post-race party in the Kroger Fan Zone and one View Level ticket voucher to a future Reds game
- ◆ For further information or to register for this event, visit reds.com/run



REDS COMMUNITY FUND TELETHON PRESENTED BY BEACON ORTHOPAEDICS & SPORTS MEDICINE

The Reds Community Fund will once again partner with FOX Sports Ohio to host the seventh annual Reds Community Fund Telethon. Fans from all around the country will be able to receive an MVP package containing exclusive Reds merchandise for a donation to the Reds Community Fund.

- ◆ Monday, June 17
- ◆ Limited number of packages available
- ◆ Premium bags contain authenticated mini helmet autographed by a Reds player
- ◆ For further information or to make a donation, visit reds.com/telethon



FUNDRAISING EVENTS

UNITEDHEALTHCARE REDS BASEBALL CAMPS

Camps are open to boys and girls ages 6-14. Each camp runs Monday through Friday from 9 a.m. to 3 p.m. Camps offer 30 hours of outstanding baseball and softball instruction from Reds personnel.

- 16 camps available throughout Reds Country in 2019
- All campers receive four tickets to a Reds game, VIP experience at Great American Ball Park, an appearance by a Reds player, instruction from a Reds coach, and full Reds uniform
- Campers also have the chance to compete in Reds Skills Champion's Day at Great American Ball Park
- For further information or to register for this program, visit reds.com/camps



CBTS MARTY BRENNAMAN GOLF CLASSIC PRESENTED BY DELTA AIR LINES

Hosted by Hall of Fame broadcaster Marty Brennaman, this two-day event features a Sunday dinner program and comedy show. There will be one Sunday afternoon flight and one Monday morning flight. More than 60 celebrity guests will be on hand, including former Reds players and members of the local and national media.

- Sunday and Monday, Sept. 22-23
- Hosted at Belterra Casino Resort
- All guests receive choice day of golf, access to the Sunday dinner program, comedy show, hotel room, breakfast, lunch, several pieces of golf apparel, and celebrity guest
- For further information or to register for this event, visit reds.com/martygolf.

cbts



REDSFEST BINGO

Held for the third year during Redsfest at the Duke Energy Convention Center. Enough room for more than 500 bingo players to participate with surprises around every corner!

- Friday, December 6
- Preregistration available online
- \$2,000 guaranteed in cash prizes
- For further information or to register for this event, visit reds.com/bingo



PRESTIGE AV & CREATIVE SERVICES RICK STEINER CELEBRITY POKER TOURNAMENT PRESENTED BY ASHLEE FENCE

Held each year during Redsfest at the Duke Energy Convention Center, this event gives fans the chance to play Texas Hold'em alongside Reds players with a guaranteed \$11,000 First Place Prize. Each table of 10 will feature a current or former Reds player, coach, broadcaster or other local celebrity. Plus, if a participant knocks a celebrity out of the tournament, he or she gets the autographed jersey off the celebrity's back!

- Saturday, December 7
- Preregistration discount available
- All players receive food and refreshments
- \$11,000 guaranteed First Place Prize
- For further information or to register for this event, visit reds.com/poker.



TICKET INFORMATION



SEASON TICKETS

For information on Full-Season, Weeknight, Weekend, Half-Season Mix or 20-Game ticket packages, call the Reds Season Sales department at (513) 765-7500.

GROUP TICKETS

Preferred seating, a special scoreboard salute and VIP treatment are extended to groups of 25 or more. Ask about our Special Group Events or one of our Party Areas. For details, contact the Reds Group Sales department at (513) 765-7600.

PREMIUM TICKETS

For more information on tickets in any of our Premium Seating areas call the Reds Premium Sales department at (513) 765-7210.

TICKETS BY PHONE

In Cincinnati, (513) 381-REDS (7337). Outside the Greater Cincinnati area, call toll free, (877) 647-REDS (7337)

TICKETS ONLINE

Tickets may also be purchased through the Reds Web site at reds.com.

TICKETS IN PERSON

Purchase tickets at Great American Ball Park*
* No Service Charge

GAME-DAY PURCHASE

Purchase your tickets at Great American Ball Park. Advance ticket windows are located in Crosley Terrace, outside of the main gate at Second Street and Joe Nuxhall Way.

CHILDREN'S TICKET POLICY

Children younger than three years of age who sit on an adult's lap do not require a ticket for admission.

REDS GIFT CARDS

Reds gift cards are available in any denomination. For more information on this gift idea, contact the Reds Ticket Office at (513) 765-7400.



2019 SEASON TICKET MEMBERSHIPS



PLATINUM MEMBERSHIP

FULL SEASON

78 games. The Full-Season Plan is your ticket to baseball heaven and all the action at Great American Ball Park! Select from the BEST available seating options and enjoy exclusive benefits only offered to Full Season Ticket Members. Includes option to purchase Opening Day tickets and Postseason tickets.



GOLD MEMBERSHIPS

HALF-SEASON (3 OPTIONS)

HALF-SEASON MIX

39 Games - a mix of weekend and weeknight games, including Opening Day.

WEEKNIGHT SEASON TICKETS

41 Games - Monday through Thursday home games, including Opening Day.

WEEKEND SEASON TICKETS

37 Games - all Friday, Saturday and Sunday home games.



SILVER MEMBERSHIPS

18 OR 20 GAMES

Choose from three pre-selected 20-game packages or one 18-game package (weekend, weeknight or a mixture of both).

For information on Reds Season Tickets, call (513) 765-7500 or visit reds.com/membership

FLEX TICKET PACK

Customize your ticket plan! You choose the games, the opponents and your seats. Flex plans give you a book of vouchers redeemable for any game throughout the 2019 season (excludes Opening Day) and offer savings up to 30%. Vouchers are redeemable online or in person at the Reds Box Office.

Visit reds.com/flex for more information and to redeem vouchers.

PICK-6 PLAN PRESENTED BY McDONALD'S®

Save up to 25% on Reds baseball and get your choice of games with the Reds Pick-6 Plan presented by McDonald's®!

- Choice of any 6 Reds home game*
- Exclusive oversized Joey Votto bobblehead commemorating the Reds' 150th anniversary
- Six free McDonald's® Extra Value Meal® vouchers

*Excludes Opening Day. Subject to availability

Visit reds.com/pick6 for more information.



PARTY AREAS/GROUP TICKETS

All groups of 15 or more can enjoy special discounts and benefits when purchasing in advance through the Reds Group Sales department at (513) 765-7600. Additional info can also be found at reds.com/groups.

JACK CASINO SUPER SUITE

The JACK Casino Super Suite is the only field-level super suite in Great American Ball Park. In addition to a great view of the game, this area includes an upscale buffet and full beverage service, private staff, private restrooms, a climate-controlled indoor area to hang out, and outdoor seating. For groups of 30–40 people, this is the best experience we have to offer.

CLUB CAMBRIA SUPER SUITE

This gorgeous super suite is one of the most popular hospitality areas the Reds have to offer. It is an all-inclusive private party area with an upscale buffet, full beverage service, private bartenders, private restrooms and great views. Club Cambria is the best-of-the-best of our hospitality options. Located on the 2nd level with fantastic views between home plate and first base, the suite's sliding glass doors add the perfect touch to this beautiful space. This hospitality area accommodates groups of 30–40.

LEFT-FIELD SUPER SUITE

Fantastic views of the field from down the third-base line can be seen from the seating outside the Left-Field Super Suite. Inside the suite guests can enjoy private bar staff, and TVs. This suite is an all-inclusive private suite with an upscale buffet and full beverage service. This hospitality area accommodates groups of 35–56

NOR-COM SUPER SUITE

With flat-screen TVs, a private bar and staff, and indoor/outdoor seating options, the Nor-Com Technology Super Suite has it all! The suite is a private suite with an unlimited ballpark buffet and two beers per person. The luxury of a private suite with a party atmosphere. This hospitality area accommodates groups of 35–45.

TRIPLE PLAY SUITES

A trio of climate-controlled suites available for groups to purchase at Great American Ball Park has been dubbed the Triple Play Suites. All suites offer outdoor, padded, stadium-style seats, indoor seating, TVs, private restrooms and exclusive catering staff. Suite #13 (a dedication to Dave Concepcion) can accommodate up to 35 people (25-person minimum). Suites #8 (Joe Morgan) and #24 (Tony Perez) can accommodate up to 32 people (25-person minimum). Larger groups may combine two or all three of the Triple Play Suites. Included with the game ticket is a catered buffet and two beers per person.

COOPER TIRES PARTY DECKS A & B

Groups can enjoy the game from a covered deck down the first-base line in right field, or they can take a seat in the Cooper Tires Party Deck's padded ballpark seating for up-close views of the game. The deck area and the adjacent 102 seats accommodate parties of up to 140, or the Cooper Tires Party Deck can be divided for two smaller groups of 60–70. The package includes a game ticket, catered buffet and two beers per person.

POWER ALLEY PATIO

Enjoy a fantastic view of the game from this area just above the visitors' bullpen in center field. A private bar and patio are located under partial cover with a retractable awning for additional coverage if needed. The patio accommodates parties of 45–75 and the package includes a game ticket, catered buffet and two beers per person.

TRI-HEALTH RIVERBOAT DECK

The CBTS Riverboat Deck is located beyond center field and with its panoramic views of the entire ballpark and the Ohio River, provides groups another fantastic hospitality option for Reds games. Multiple groups of 20–150 can eat, drink and socialize from this unique center field perch all season long. The package includes your game ticket, catered buffet and two beers per person.

MACHINE ROOM PATIO

Located down the left-field line adjacent to the Bleachers, the Machine Room Patio is great for groups of 60–115. The private patio area with covered tables and chairs allows for easy access to the Machine Room's sports bar. Includes outdoor bar and personal catering staff. The package includes an unlimited ballpark buffet and two beers per person.

CENTER-FIELD PAVILION FEATURING LAURA'S LEAN BULLPEN DECKS

The Center-Field Pavilion is a glass-enclosed, climate-controlled area, featuring a non-reflective glass shield that doubles as the batter's eye. Connected to the Center-Field Pavilion are the Laura's Lean Bullpen Decks, an open-air tiered area directly above the visitors' bullpen. This flexible indoor and outdoor combined space is perfect for groups of 50 to 115 people and comes with unlimited ballpark buffet, two beers per person, private restrooms, and a great view from center field. NEW for 2019 – Shag fly balls in center-field during Reds BP! This opportunity is exclusive to groups that reserve the Center-Field Pavilion. Batting practice is schedule to change and/or cancellation at any time.

OLE SMOKY PARTY BARN

Located in the Fan Zone and overlooking the Ohio River, this semi-private covered area accommodates multiple groups of 20 or more (maximum capacity of 200) with tables and chairs for use during pregame meal and for networking. The package includes a catered buffet, two beers per person, and seats located in Section 137 down the right-field line.

REDLEGS LANDING

An open-air party area, Redlegs Landing is ideal for mingling before and during the game. Guests can take in the spectacular sightlines of the field and the state-of-the-art digital video scoreboard from this section of private ballpark seating. Redlegs Landing is a private party area that accommodates 40–120 people and includes a game ticket in Sections 436–437, and an \$18 concession credit. Upgrade to an all-inclusive buffet for \$19 per person.

BUDWEISER BULLPEN DECKS

Attached to the Budweiser Bowtie Bar, this group seating area gives Guests a unique view of the action from right field. This open air location also allows for quick and easy access to Mr. Red's Smokehouse presented by Montgomery Inn and the Kroger Fan Zone. The Budweiser Bullpen Decks consist of two tiers. The Lower Tier can accommodate 24–38 guests and the Upper Tier can accommodate 26 guests. Both Tiers can be exclusively rented for groups of 50 or more. Each ticket comes loaded with \$19 in concession credit for two beers or other items from any concession stand. The Budweiser Bullpen Decks are located directly above the Reds bullpen in right field.

FRONTGATE OUTDOOR LUXURY SUITE

Located in the gap next to the Press Box, the Frontgate Outdoor Luxury Suite features spectacular views of the field from behind home plate, TV monitors, and game audio. It is an all-inclusive private party area with an upscale buffet and full beverage service. The area also has outdoor patio furniture where guests can eat, drink and socialize while watching the game. An exclusive catering staff assists you with any needs and a private restroom is available for your group throughout your event. This hospitality area accommodates groups of 35–48.

THE HANDLEBAR AT THE RIVERFRONT CLUB PRESENTED BY JACK CASINO

This indoor and outdoor ticketed space offers an upscale, luxurious option to watch the game. The outdoor group seating area features three tiers of seating with a capacity of 110 Guests. Different seat options are available for groups of 12-14, including a number of 30-inch wide, oversized seats featuring power outlets for phone charging and a table for food and beverages. Guests outside will also have a server to attend to their needs, as well as full access to all accommodations inside. Guests can purchase individual tickets to the inside of The Handlebar, which accommodates up to 225. The interior includes lounge seating, a 26-foot long video board and numerous other TVs. There is all-inclusive food and non-alcoholic drinks PLUS 6 drink tickets good for available alcoholic beverages redeemable only in the Handlebar. The large-panel glass from the old Riverfront Club has been removed and replaced with a retractable glass wall that will allow Guests to fully experience the ballpark atmosphere. The Handlebar can also be rented out exclusively for groups of 200+! NEW FOR 2018—The Handlebar Terrace! Individuals with passes to the Handlebar will now have outdoor access and a live view of the game from the all new Handlebar Terrace located on the level below, adjacent to the Party Decks.

The sale and consumption of all alcoholic beverages is subject to Ohio law. The Reds reserve the right to limit consumption and/or sale of alcoholic beverages. You must be 21 years of age to receive alcoholic drink tickets.

PREMIUM SEATING



ENJOY BASEBALL IN STYLE WITH THE VERY BEST SEATS GREAT AMERICAN BALL PARK HAS TO OFFER!

Contact Reds Premium at (513) 765-7210 or visit reds.com/premium to learn more.

LUXURY SUITES

Whether you are hosting important clients or celebrating special occasions with family or friends, the suites at Great American Ball Park provide an intimate, first-class game experience unlike anywhere else in the ballpark. Accommodating up to 16 guests, Great American Ball Park's Luxury Suites amenities include: all-inclusive food and beverage, indoor and outdoor seating, outstanding views of the playing field, elegant finished entertainment area including buffet counter, bar, refrigerator and ice maker, gourmet food and beverage options, personal Suite Attendant and a private suite entrance & restroom.

LEXUS DIAMOND CLUB

The ultimate baseball and entertainment experience is located in the Lexus Diamond Club at Great American Ball Park. This all-inclusive ticket includes access to the exclusive Diamond Club, located directly behind home plate under the field level seating. The Diamond Club features beverage service with a full bar, a gourmet buffet, as well as a window that looks directly into the tunnel leading from the Reds Clubhouse to the dugout. Guests also enjoy a private entrance, seating in the first eight rows behind home plate, and in-seat service. Those with Diamond Club tickets can access this area directly from the Diamond Club Entrance on the P1 Garage Level or by taking the home plate elevators, or stairs, to the Field Level. The Diamond Club is open up to one hour after the conclusion of the game.

SCOUT AND SCOUT BOX SEATS

Enjoy Reds baseball from a prime spot behind home plate in the Scout Box or Scout Seats. Guests will enjoy exceptional views from the same area Major League scouts use with exclusive access to the renovated Scouts Club presented by Belterra Park, featuring a new 'grab and go' style market, upgraded concession items, and private restrooms. Guests can also take advantage of in-seat concession service through the MLB Ballpark app on your smartphone.

FOX SPORTS CLUB & CLUB HOME SEATING

See all the action and enjoy excellent service and amenities at the same time. Situated along the first-base line and behind home plate, Club seats include access to the all-inclusive FOX Sports Club. The FOX Sports Club offers a wide selection of food items from various culinary stations as well as unlimited water and soft drinks in a climate-controlled setting. Guests can access the FOX Sports Club by taking the elevators or stairs, near sections 126 and 135, to the Club Level.

JACK CASINO CLUB BOXES

The JACK Casino Club Boxes offer a unique hospitality option with seating divided into blocks of four, six and eight seats. This arrangement provides maximum flexibility to accommodate small and large groups. Reserve a small box of seats for you and a couple of friends or to bring a larger group of friends and family members together for a fun and affordable option. All Club Boxes are under cover and anchored by an outdoor bar at the back of sections 306 and 307. Your ticket includes direct access to the conveniently located, all-inclusive FOX Sports Club. This club includes buffets featuring everything from hot dogs and burgers to panini sandwiches, pizza, stir-fry and pasta, plus unlimited non-alcoholic beverages.

DUGOUT BOX

Seated within the first five rows behind the dugout, our Dugout Box seats keep you right on top of the action! You and your guests can enjoy every pitch as if you are a part of the game. This incredible location offers a perfect way to take in a ballgame and experience all the excitement that Reds baseball has to offer! Dugout Box ticket holders have access to the private Scouts Club, where you can relax in a comfortable, climate-controlled environment, complete with big screen TVs and private concession stands.

The sale and consumption of all alcoholic beverages is subject to Ohio law. The Reds reserve the right to limit consumption and/or sale of alcoholic beverages. You must be 21 years of age to receive alcoholic drink tickets.

BALLPARK GUEST GUIDE

For the full Ballpark Guest Guide, visit reds.com.

ACCESSIBLE ACCESS

The Reds are committed to providing every Guest with a comfortable and enjoyable experience at the ballpark. Great American Ball Park is a fully accessible ballpark for all Guests.

Accessible parking is available in the East section of the Central Riverfront Garage (formerly called the Great American Ball Park Parking Garage) for \$20 and in the East Garage for \$10. While the number of accessible parking spaces is more than adequate, Guests are still encouraged to arrive at the time gates open to improve their chances of obtaining an accessible parking space.

The accessible pickup/drop-off zone is located on the east side of Joe Nuxhall Way, from Freedom Way to Mehring Way, on the west side of Great American Ball Park. Cars, vans and small buses displaying a valid accessible placard or valid accessible license plate will be permitted to enter the pickup/drop-off zone beginning one half (1/2) hour before gates open to approximately one (1) hour after the conclusion of the game. Large school buses and large charter/tour buses are prohibited from entering this zone. Guests traveling to the ballpark in a large school bus or large charter/tour bus should contact the Group Sales department at (513) 765-7600 for information on bus pickup and drop-off locations.

Great American Ball Park has accessible seating available in the seating areas. Accessible seating areas are equipped with electrical outlets for recharging purposes at no cost to the Guest.

AEDS (AUTOMATED EXTERNAL DEFIBRILLATORS)

AEDs can be found at the following locations:

- First Aid Rooms near Sections 109, 126 and 411 (Game days only)
- FOX Sports Club on the wall near the pizza oven
- Press Dining Room near the soda vending machine
- Machine Room Grille on wall between the front entrance & the kitchen door
- Hallway of Triple Play Suites
- Kroger Fan Zone in the Reds Heads Clubhouse
- Hall of Fame presented by Dinsmore behind the lobby desk
- Lexus Diamond Club inside the front entrance on the right side
- Suite Level between Suite 212 and 213
- Suite Level between Suite 228 and 229
- Administration Building Lobby behind the front desk
- Public Safety & Security Command Center on the Field Level
- TriHealth Medical Personnel stationed in the Third-Base Dugout Camera Bay
- Inside the Center-Field Pavilion

ALL-STAR VOTING

All-Star voting for Major League Baseball's annual All-Star Game will take place online during the 2 months prior to the All-Star Game. You can vote for your favorite players at reds.com!

ALL-YOU-CAN-EAT STAND

Located on the first-base concourse of the View Level, behind section 428, and concourse of Sun/Moon Deck, behind section 144. These stands offer unlimited sodas, popcorn, peanuts, chips, and five (5) hot dogs for just \$20 per person. It's a great way to save PLUS skip the concession lines so you can spend more time enjoying a Reds game with family and friends! Bring your special All You Can Eat pass to the redemption kiosk in front of the All You Can Eat Stands near section 428 on the first-base side of the View Level concourse, or behind section 144 in the Sun/Moon Deck. You will be issued a wristband to show that you are a pass holder and permitted in the All You Can Eat Stand line. The All You Can Eat Stand is open until the end of the 7th inning. Fans may purchase passes at the game, subject to availability.

**All You Can Eat pass can be added to any game ticket. Game ticket not included with \$20 pass. Limit of two (2) of each item per visit to the stand. Hot dogs are not unlimited and are limited to five (5) per person for each customer purchasing the All You Can Eat Pass.*

ASSISTED LISTENING DEVICES (ALD)

Guests can request the use of Assisted Listening Devices (ALD) at either TriHealth Fan Accommodation Station located behind Section 119 and 420 in Great American Ball Park.

ATM MACHINES

For your convenience, PNC Bank ATM machines are located throughout Great American Ball Park at the following locations:

Field Level:

Outside the Lexus Diamond Club near the elevators
Terrace Level:

On the concourse near Sections 113, 120, 127, 134 and inside the gates near Crosley Terrace

Suite Level:

Inside the Machine Room Grille Restaurant located in the left- field corner

View Level:

On the concourse near Sections 412 and 428

Administration Building:

Inside the foyer of the building

AUTOGRAPHS

Reds players sign autographs before each game when conditions and regulations permit, therefore autograph opportunities cannot be guaranteed. Guests are welcome to seek autographs from players along the railing between sections 111-113 and 133-135 up to 10 minutes prior to game time, or

until the end of batting practice, whichever comes first. Guests will then be asked to return to their ticketed seating areas.

Be careful of batted ball and thrown balls while watching batting practice. Please be considerate by not inconveniencing Guests seated in the autograph locations.

BAGS, BACKPACKS AND PURSES

Guests are welcome to bring bags, backpacks, SOFT-SIDED Coolers, and purses into Great American Ball Park provided their dimensions do not exceed the 16" x 16" x 8" Major League Baseball size requirement. Bags, backpacks, SOFT-SIDED Coolers, and purses are subject to inspection by Reds personnel prior to entrance to the ballpark or at any time while inside the ballpark. Those that bring hard-sided coolers will be asked to return them to their cars.

All carry-in items will be inspected at all entry points and anytime while inside of GABP. Refusal to cooperate with an inspection request will result in the Guest and their carry-in item being refused entry or asked to leave the ballpark. Items left unattended anywhere on the property will be immediately inspected by security and subject to disposal.

BALLPARK SEATS

Standing or stepping on ballpark seats may lead to serious bodily injury. The Cincinnati Reds request, for your safety and other ballpark Guests, that you do not step, stand or use seats in a manner other than intended at Great American Ball Park.

BANNERS AND SIGNS

The Reds welcome banners and signs. To ensure that these articles do not distract from the enjoyment of other fans, the Reds have the following guidelines: Banners/signs cannot be displayed in the eyesight of the batter and/or hanging over the outfield fences. They should not infringe on the sightlines of other Great American Ball Park Guests. Additionally, banners/signs cannot be placed anywhere inside of the playing field, be commercial, political, derogatory or obscene as determined by the Reds. Banners/signs are not permitted in the Lexus Diamond Club seating section directly behind home plate. Signs must not utilize wood or metal material or other types of objects for support that could cause injury. Signage in approved areas may only be affixed with string or plastic ties. It is recommended that banners and signs be foldable or collapsible in order to comply with the 16" x 16" x 8" Major League Baseball size requirement. The Reds reserve the right to remove any banner/sign that is in violation of the policy and eject the Guest in control of the banner/sign.

BATTING PRACTICE

Batting practice begins two hours (2) before each home game. Times are approximate and subject to change without prior notification and at the discretion of either team. Be careful of batted and thrown balls while watching batting practice.

BIRTHDAYS

Looking for the perfect way to make your friends' or family members' special day extra special this season? For \$50 you can give them a Cincinnati Reds Birthday Package. Your special guest will receive a scoreboard message, Reds birthday card and a birthday package filled with Reds goodies delivered by the Reds Rally Pack. To inquire about a birthday package for your special occasion, including payment options, contact the Promotional Events Department at (513) 765-7100. Birthday Packages must be ordered two business days in advance.

BROADCASTING

Radio: The Reds Flagship Station, 700WLW, will carry every Reds regular season game again in 2019. The Cincinnati Reds Radio Network covers Reds Country with over 110 radio station affiliates in Ohio, Kentucky, Indiana, Illinois, West Virginia, Virginia, Tennessee and North Carolina.

TV: FOX Sports Ohio holds the exclusive local cable and telecast rights for Cincinnati Reds baseball. This season FOX Sports Ohio will broadcast four Spring Training games and 161 regular season games.

CARRY-IN ITEMS

To ensure the safety of all Guests, players and employees, carry-in items will be inspected prior to entrance into the ballpark or at any time while inside the ballpark. Bags, backpacks, purses, etc. larger than 16" x 16" x 8" will not be permitted into the ballpark in accordance with the Major League Baseball size requirement. For other information as to what is and is not allowed to be brought into Great American Ball Park, please peruse the A-Z Guide and see the list under "Prohibited Items". If you have a question, please call 513-765-7000 and we would be happy to assist you.

CERTIFICATES PRESENTED BY McDONALD'S®

Fans attending games at Great American Ball Park can now receive personalized certificates for the following occurrences:

- Anniversaries
- Birthdays
- First Reds Game
- Great Catch

Certificates can be requested at any Fan Accommodation location on Game Days. There is no cost to our Guests for these certificates. If you have a group of 10 or more please call (513) 765-7000 prior to the game date and we will have them ready for you at Fan Accommodations.

CODE OF CONDUCT

Major League Baseball and the Cincinnati Reds are committed to providing a safe and enjoyable ballpark environment.

The ballpark staff are trained and work to support a positive environment where:

- Guests will enjoy the baseball experience free from foul, abusive or derogatory language and obscene gestures

- Intervention with an unruly, impairs or intoxicated Guest will be handled in a prompt and safe manner
- Smoking, which includes use of tobacco and vapor products and E-Cigarettes, is prohibited
- Obscene or indecent clothing will not detract from the Guest experience
- Progress of the game will not be disrupted by Guests actions, unauthorized persons on the playing field, or occupying a seat that one is not ticketed to be in
- Guests will refrain from displays of affection that are inappropriate in a family setting
- Guests will not possess firearms, deadly weapons, dangerous ordinance or other items that can cause injury
- Guests will refrain from bringing prohibited items into Great American Ball Park. (see entry for Prohibited Items)

CONCEALED WEAPONS LAW

It is illegal under Ohio Law to possess a firearm, deadly weapon, or dangerous ordinance on the property of Great American Ball Park. Unless otherwise authorized by law, “no person shall knowingly possess, have under the person’s control, convey, or attempt to convey a deadly weapon or dangerous ordinance” into the ballpark. This prohibition includes those that possess valid CCW licenses from Ohio or any other government authority and retired law enforcement officers. Those that violate this policy will be denied entry, removed from the ballpark and/or criminally prosecuted.

CONCESSIONS

Delaware North (Sportservice) operates the food and beverage stands throughout Great American Ball Park. For information on concessions and other services that Delaware North (Sportservice) provides, please call (513) 765-7626.

DESIGNATED DRIVER

The safety of our Guests is paramount, this includes while traveling home.

Therefore, the Reds support designated drivers and proudly provide the “Budweiser Good Sport Designated Driver Program.” Guests can sign up at any Fan Accommodation Station where they can receive up to two, free 12-ounce Coca-Cola products or \$1 O’Douls throughout the game. Those that sign up are registered for the Budweiser Good Sport Polo Drawing after every Thursday and Friday home game. Detailed rules and restrictions for these drawings are posted at TriHealth Fan Accommodation locations.

DIAPER CHANGING STATIONS

Baby changing tables are available in all public and family restrooms in Great American Ball Park.

ELEVATORS/ESCALATORS

For the convenience of our Guests requiring special assistance, 7 public elevators and 3 escalators are located throughout Great American Ball Park.

- 1 escalator inside Great American Ball Park located near Gapper’s Alley. This escalator

transports Guests from the Terrace Level to the View Level. However, this escalator does not access the Suite or Club Level.

- 1 escalator located inside of the Kroger Fan Zone adjacent to the Reds Hall of Fame. This escalator transports Guests from the Terrace Level to the Club Level. Upon reaching the Club Level, Guests can use an adjacent escalator to reach the View Level.
- Elevators can be found behind Sections 101, 110, 121, 127, and 135.

FAN ACCOMMODATION STATIONS

There are two TriHealth Fan Accommodation Stations in Great American Ball Park:

- Terrace Level near Section 119
- View Level near Section 420

Guest-relations personnel will be on hand to assist Guests with any questions, comments or concerns. You can also pick up any certificate and Lost Child wristbands at Fan Accommodations.

THE FIOPTICS DISTRICT

This space down the left-field line occupies sections 408-410 and includes convenient access to the Cincinnati Bell GigaBar, a walk-in bar serving beer and liquor that is open to all Guests and features some of the newest technological developments Cincinnati Bell has to offer. Seating in The Fioptics District allows exclusive admittance to The District Rooftop above the GigaBar. This rooftop patio provides unique views of the Cincinnati skyline, comfortable furniture for watching the game on a 15-foot videoboard, a private bar, and offers bocce ball, cornhole and other games. District Tickets are \$15 and include a \$9 concession credit. Also part of The Fioptics District is The Cincinnati Bell Connections SkyBar, a private group area that provides a spectacular view of the field with the river as a backdrop and features all-inclusive concessions offering food and a fully stocked bar.

FIREWORKS NIGHTS

Due to the close proximity of the postgame fireworks shows, the Reds are required to take several precautionary measures that could affect your ballpark visit.

- Guests sitting in the outfield seating sections 140-146 may want to move to gain a better view of the fireworks show.
- A portion of Mehring Way stretching from Old Broadway to the Mehring Way Garage Entrance will be closed to pedestrian and vehicular traffic at the end of the game and will not re-open until the conclusion of the fireworks show.
- Guests exiting the Ballpark Garage onto Pete Rose Way will be directed to go Eastbound only. Guests will not be permitted to go South on Old Broadway.
- Guests exiting the Ballpark Garage onto Mehring Way will be directed to go Westbound only. Guests will not be permitted to go East on Mehring Way from this location.
- Post-game fireworks shows are scheduled on the following dates for the 2019 season: 5/3, 5/17, 5/31, 6/14, 6/28, 7/3, 7/19, 7/26, 8/9, 8/16, 9/6 and 9/20.

FIRST AID STATIONS

First Aid Stations are staffed with trained medical personnel affiliated with TriHealth's Bethesda North and Good Samaritan Hospital.

Guests will find the Great American Ball Park First Aid Stations in the following locations:

- Terrace Level near Sections 125-126.
- On the Terrace Level near Sections 109-110.
- View Level near Section 411.

The medical personnel are on duty for all games and events. Should emergency medical services or medical assistance be needed, please refer to the nearest directional signage or ask any member of the Great American Ball Park staff.

FOUL BALLS

Guests are welcome to keep any foul ball hit into the stands. At no time should a foul ball be thrown back on the field or interfere with a ball in play. Anyone interfering with play or trespassing onto the playing field will be ejected and subject to prosecution. The game of baseball has certain risks and dangers incidental to the game, whether occurring prior to, during or subsequent to the actual playing of the game, including without limitation, injury from thrown bats, thrown or batted balls and spectator conduct. Guests are asked to keep alert on what is occurring around them and assume the risks and dangers incidental to the game as a condition of being at the ballpark.

GATES OPEN

In 2019, the below times will be used for specific game dates:

For Opening Day (3/28) and Kids Opening Day (3/30), all gates will open 2 hours prior to game times.

For 6:40 p.m. games Monday through Thursday in April, May and September, gates will open 1 hour prior to game time.

All other games, all gates will open 90 minutes prior to game time.

Game opening times may vary if a game is rescheduled.

GUEST INTERFERENCE

Guests intruding upon the playing field, in any restricted areas or interfere with play are subject to arrest, penalty of a 180-day jail term and a \$1,000 fine. We also ask that you do not throw objects onto the playing field. This could interfere with play and could result in injury to someone on the field. Any Guests with questions or problems during their visit to Great American Ball Park should see their seating coordinator, or a Reds representative at one of the Fan Accommodation Stations located at the Gap on the Terrace & View Levels.

HOMETOWN HERO

At every Reds game this season, a member of the United States Armed Forces (Army, Navy, Marine Corps, Air Force or Coast Guard) will be recognized as the "Cincinnati Bell Hometown Hero." Fans are encouraged to nominate a member of the Armed Forces by visiting www.reds.com/

hero or contacting the Reds Promotional Events Department at (513) 765-7100.

iBEACONS

For those Guests using Apple iOS 7 or higher, the Reds offer automatic digital check-in and helpful ballpark information via iBeacons located around the ballpark. To participate, please enable your Bluetooth and location services on your iPhone or iPad.

KROGER FAN ZONE

Located on the Terrace Level along the west side of Great American Ball Park, the Kroger Fan Zone was built on the former site of Riverfront Stadium during the second and final phase of construction at Great American Ball Park. The Kroger Fan Zone features interactive games for kids including batting cages, a Wiffle® Ball Field, the Reds Heads Mobile Clubhouse and a playset. On select days, the Wiffle® Ball Field may only have Run the Bases opportunities. Step right up and join the fun by playing our Kroger Fan Zone Carnival games including Gapper's Hit the Mit, Mr. Red's Bottle Break Up, Rosie's Ring Toss, Mr. Redlegs's Strikezone or Great American Ball Park Free Throw Challenge! Carnival game prices range from \$2-\$5 per game. In the event of rain, interactives may close for your safety and the safety of Reds Game Day Staff Members. All Fan Zone activities are open until the last out of the game. The Kroger Fan Zone also features many food and drink options including Bootlegger's Bar, The Hitching Post, the Mega Concession Stand and Mr. Red's Smokehouse presented by Montgomery Inn.

KROGER SWEET SPOT

Located down the third-base concourse near section 113, the Kroger Sweet Spot features many popular candy brands. Soft drinks and alcoholic beverages also will be available for purchase.

"LIVE BETTER" FOOD OPTIONS PRESENTED BY TRIHEALTH

Guests can enjoy a selection of healthier food items at the ballpark as identified by TriHealth in "Live Better" sections located within the two UDF Reds Market stores.

LOST AND FOUND

Guest may inquire about lost and found articles by calling (513)765-7095 or asking at the TriHealth Fan Accommodation Stations from gate opening to the conclusion of the game. On non-game days, Guests can call Security at (513) 765-7095. The Cincinnati Reds are not responsible for any items left on premises.

LOST CHILDREN/MISSING PERSONS

Guests should report a missing person to any ballpark staff member, law enforcement officer or at the Fan Accommodation Station immediately. Subsequently, efforts will be taken, working closely with the Cincinnati Police, to locate and reunite the missing person. To assist with missing children,

parents can stop at either Fan Accommodation location or the Reds Heads Clubhouse in the Fan Zone to pick up a wristband for their child to wear during their visit. Parents can fill in their name, their child's name, and their phone number to assist Cincinnati Police and Security in the reunification process.

PAMPERS NURSING SUITE BUILT BY FISCHER HOMES

The Pampers Nursing Suite built by Fischer Homes is a private area open to moms and babies for breastfeeding. This space features comfortable gliders, a sink, ice and refrigeration, a private restroom, changing stations and lockers for storing your nursing items during the game. There are also rocking chairs outside the suite for comfort while waiting for an open nursing seat. To get there, go to the FOX Sports Club elevator featuring Rosie Red and the Pampers Nursing Suite logo and take it to Suite Level. The Reds are excited to make games easy and fun for moms and babies. Only nursing mothers are permitted into the area.

PARKING

SP+Central Parking System manages the parking and onsite traffic operations at Great American Ball Park. SP+Central Parking is a transportation management company engaged in the leasing, management and ownership of commercial parking facilities. SP+Central Parking's mission is to operate a global parking and transportation management company dedicated to integrity, growth, professionalism, value and leadership and providing quality service to customers and clients. SP+Central Parking Systems can be contacted at the following:

SP+Central Parking Systems
99 E. Second St.
Cincinnati, OH 45202
(513) 946-8100

Great American Ball Park Parking Tips

Parking for Great American Ball Park is located on both the east and west sides of the ballpark.

For information on Accessible Parking, please see "Accessible Access" information, located under "A." Single game accessible parking is available to accessible guests in the eastern section of Central Riverfront Garage for \$20 or in the East Garage for \$10. These spaces are pay-upon-entry and are sold on a first come, first served basis, based on availability.

Handicap parking passes valid for Central Riverfront Garage can be purchased in advance by contacting the Reds at 513-765-7400, option 3 or online at reds.com/parking.

On-Site Parking

Day of game parking is offered in the eastern side of Central Riverfront Garage for \$20, the western side of Central Riverfront Garage for \$15, East Garage for \$10, Broadway Ave Lot for \$20 or the Western Lots B or D for \$10. These areas are pay-upon-entry and are sold on a first come, first served basis, based on availability.

The Great American Ball Park parking lots open 3

hours before game time.

Main Parking Options

Visit Banksparking.com or reds.com/parking for more information

Accessible parking / Drop off

The accessible pickup/drop-off zone is located on Joe Nuxhall Way, from Second Street to Mehring Way, along the west side of Great American Ball Park. Cars, vans and small buses displaying a valid accessible placard or valid accessible license plate will be permitted to enter the pickup/drop-off zone beginning one half (1/2) hour before gates open to approximately one (1) hour after the conclusion of the game. Large school buses and large charter/tour buses are prohibited from entering this zone. Guests traveling to the ballpark in a large school bus or large charter/tour bus should contact the Group Sales department at (513) 765-7600 for information on bus pickup and drop-off locations.

Bus Parking

Parking for buses and other oversized vehicles can be accommodated at the Tri State Parking lot located at the corner of 4th and Columbia Streets in Newport, KY. The lot is directly across the Ohio River from Great American Ball Park via the Taylor-Southgate Bridge. Cost is \$15 per bus. Tri State Parking can be reached at (859) 291-7275 or (859) 761-1071.

PROHIBITED ITEMS

Below is a short list of items that are prohibited to be brought into Great American Ball Park.

- Aerosols (spray sunscreen and bug spray permitted)
- Animals (with the exception of Service Animals)
- Masks
- Hoverboards
- Bodysuits
- Selfie Sticks
- Obscene or indecent clothing
- Pocket knives with blades longer than 3"
- Tripods or Monopods
- Alcoholic Beverages
- Items not able to be inspected
- Weapons of any kind
- Sticks, bats, poles, or clubs
- Bags larger than 16"x16"x8"
- Hard-Sided Coolers
- Drones
- Explosive Materials or Devices
- Noisemakers
- Illegal Substances or Paraphernalia
- Laser pens or pointers
- Frisbees or Beach Balls
- Signs or banners that are derogatory, vulgar, or political in nature. These also must fold and fit in the 16"x16"x8" box
- Glass bottles, cans, and opened plastic bottles. Sealed plastic bottles of non-alcoholic beverages are permitted

**This list is not all-inclusive and the Reds reserve the right to edit this at any time. If you have a question as to whether or not you can bring something to Great American Ball Park, please call 513-765-7000.*

PUBLICATIONS

Media Guide

The Cincinnati Reds Media Guide features complete player biographies and statistics, season recaps, information on the Reds' Major League and Minor League teams, and a comprehensive overview of the history of the organization. You can purchase the guide by visiting the Reds Team Shop by Majestic, the Gameday Pro Shop, and souvenir stands throughout Great American Ball Park.

Redlegs Insider

Redlegs Insider is a free, digital newsletter that is sent before each homestand during the season and contains insider info on all the latest Reds news, upcoming promotions, giveaways and special dates.

Reds Yearbook Magazine

The new yearbook magazine is published two times during the season. This publication combines profiles of Reds players, opponents and minor leaguers with historical Reds features and an expanded guide to the Cincinnati Reds Hall of Fame and Museum. Fans also will find information on the club's community involvement, upcoming promotions, facts about Great American Ball Park, a scorecard and much more. The Reds Yearbook Magazine can be purchased through vendors and various souvenir stands around the ballpark, the Reds Team Shop by Majestic, the Gameday Pro Shop and online at reds.com.

Scorecard

A free scorecard featuring rosters for the Reds and their opponents is included in each issue of Reds Yearbook Magazine. Supplemental scorecard sheets are available free of charge at Fan Accommodation Stations while supplies last. Rosters will not be listed on the complimentary scorecards.

REDS AUTHENTICS

Reds Authentics is the premier outlet for all MLB authenticated, game-used and autographed memorabilia from current Reds players. On game days, stop by the Reds Game-Used Authentics Store at Retail Row inside the main gates for deals on a variety of unique items, including game-used jerseys, baseballs, bats, bases and more. Follow us on Twitter @RedsAuthentics for inventory updates and stay up-to-date on Reds auctions at reds.com/auctions. All proceeds through Reds Authentics benefit the Reds Community Fund. For more information regarding Reds Authentics, visit reds.com/authentics or contact us at (513) 765-7097 or gameday@reds.com.

REDS HALL OF FAME AND MUSEUM

BATTING CAGES PRESENTED BY BEACON ORTHOPAEDICS AND SPORTS MEDICINE

Step up and take a swing in the Hall of Fame batting cages and show off your batting skills to your friends and family. For a small donation to the Hall of Fame, you can choose from one of the two cages that throw at different speeds. It's fun

for all skill levels. Cages open with ballpark gates each home game and remain open until the end of the game.

RE-ENTRY POLICY

Limited re-entry is permitted at Great American Ball Park.

Guests can use the re-entry system by reporting to the designated gates at the Gapper's Alley, to have their ticket marked. Guests are subject to metal detection screening upon re-entry and there will be no carry in items permitted through the re-entry gate. If a Guest uses any other gate, other than the designated gate for re-entry to exit they will not be able to partake in the re-entry service.

RETAIL ROW

With Retail Row, Guests can now get what they need from a number of popular ballpark spots in one convenient location. Stretching from the front gates behind home plate down to Gapper's Alley along the third-base line, Retail Row features Fan Club Corner, the Game-Used Authentics Store, Season Ticket Member Central, the Split the Pot Booth, and the Majestic Home Plate Shop.

SCOREBOARD MEMORIES

Were you caught on camera? Fans that participate in selected pregame and in-game promotions at Great American Ball Park are able to purchase the footage shown on the video boards for just \$27. Once available, a downloadable link will be sent via email for you to share your special moment with family and friends. Please visit reds.com/memories to order or call the Promotional Events department at (513) 765-7100 for more information. Not all video board footage is recorded, so please be sure to ask a Promotional Events representative if your special moment will be available.

SCOREBOARD MESSAGES

For \$35, you can deliver a special message to commemorate a birthday, anniversary, marriage proposal or other special moments at Great American Ball Park. Message length is limited to 50 characters and the ordering deadline is two business days before the game date. To order a scoreboard message, visit www.reds.com/messages or call the Promotional Events Department at (513) 765-7100.

Scoreboard messages are complimentary to groups purchasing 15 or more tickets to a Reds game. Please call the group sales team at 513-765-7600 with any questions.

SMOKING POLICY

Great American Ball Park has been designated as a completely non-smoking facility under Ohio Law. Therefore, it is the obligation of ballpark staff to insure that smoking, which includes the use of tobacco and vapor devices, does not occur inside Great American Ball Park. Violators may be subject to ejection and potential fines. There is a designated smoking area, outside of GATE B -

Gapper's Alley behind Section 119, that is available for those that wish to smoke. Guests inside of the ballpark can use the re-entry gate at the Gapper's Alley gates to gain access to the smoking area. Guests are subject to metal detection screening upon re-entry and there will be no carry-in items permitted through the re-entry gate. If a guest uses any other gate, other than the 2 designated for Re-Entry, to exit they will not be able to partake in the re-entry service.

The smoking area may permanently or temporarily be closed and/or individuals refused at the sole discretion of ballpark management.

STROLLERS

Great American Ball Park welcomes Guests that bring and utilize their own strollers. However, the use of strollers should not in any way inhibit general Guest movement, block any aisle, or be placed under your seats. If not in use, they must be stored. Please meet a Fan Accommodations representative for assistance with our stroller corrals. Strollers are not available to rent. Strollers may be subject to search prior to entry by Reds security staff.

TEXTING FOR SAFETY AND SECURITY

In the event that you have an issue while at Great American Ball Park and need to reach our Security Staff, you can text "REDS" and your issue to 69050. Security Staff will reply and staff will be dispatched to your area, if needed.

UMBRELLA POLICY

Umbrellas are permitted in the ballpark. For the safety and consideration of your fellow Guests, please do not open your umbrella in crowded areas. Please do not obstruct the view of your fellow Guests. Those obstructing the view of a fellow Guest will be asked to lower their umbrella.

WHEELCHAIRS

Guests in need of a wheelchair transport can make their request to the nearest Cincinnati Reds Event Staff Employee, either of the two Fan Accommodation Stations located at Sections 119 and 420 near Gapper's Alley, or at any of the First Aid Stations located near Sections 109, 127 or 409. Our Game Day Team member will escort you to your seat and can pick you up when you are ready to leave. Wheelchairs are not available for personal use during the event.

WI-FI PRESENTED BY CINCINNATI BELL

Wi-Fi is available to the public at no charge. The GABP Wi-Fi network is named "redswifi" and does not need a password.

2019 NOTES





2018 REVIEW

In voting of the local chapter of the Baseball Writers' Association of America, RHP Jared Hughes received both the 2018 Johnny Vander Meer Award as the Reds' Most Outstanding Pitcher and the Joe Nuxhall Good Guy Award. In his first season in Cincinnati, he became the first pitcher in franchise history to produce an ERA below 2.00 while making more than 70 appearances. Hughes' 1.94 ERA was the lowest of his career and fourth-best in the Major Leagues among all pitchers who threw at least 78.0 innings.

2018 SEASON IN REVIEW
NATIONAL LEAGUE STANDINGS

NL East	W	L	Pct.	GB
Atlanta	90	72	.556	-
Washington	82	80	.506	8.0
Philadelphia	80	82	.494	10.0
New York	77	85	.475	13.0
Miami	63	98	.391	26.5

NL Central	W	L	Pct.	GB
Milwaukee	96	67	.589	-
x-Chicago	95	68	.583	1.0
St. Louis	88	74	.543	7.5
Pittsburgh	82	79	.509	13.0
Cincinnati	67	95	.414	28.5

NL West	W	L	Pct.	GB
Los Angeles	92	71	.564	-
x-Colorado	91	72	.558	1.0
Arizona	82	80	.506	9.5
San Francisco	73	89	.451	18.5
San Diego	66	96	.407	25.5

x - Wild Cards

AMERICAN LEAGUE STANDINGS

AL East	W	L	Pct.	GB
Boston	108	54	.667	-
x-New York	100	62	.617	8.0
Tampa Bay	90	72	.556	18.0
Toronto	73	89	.451	35.0
Baltimore	47	115	.290	61.0

AL Central	W	L	Pct.	GB
Cleveland	91	71	.562	-
Minnesota	78	84	.481	13.0
Detroit	64	98	.395	27.0
Chicago	62	100	.383	29.0
Kansas City	58	104	.358	33.0

AL West	W	L	Pct.	GB
Houston	103	59	.636	-
x-Oakland	97	65	.599	6.0
Seattle	89	73	.549	14.0
Los Angeles	80	82	.494	23.0
Texas	67	95	.414	36.0

x - Wild Cards

NATIONAL LEAGUE WILD CARD

	W	L	Pct.	GB
Chicago	95	68	.583	+4.0
Colorado	91	72	.558	-
St. Louis	88	74	.543	2.5
Pittsburgh	82	79	.509	8.0
Ari & Wsh	82	80	.506	8.5
(Cincinnati)	67	95	.414	23.5)

POSTSEASON RESULTS

Wild Cards - NYY def. Oak, Col def. Chi
 NLDS - Mil def. Col (3-0); LAD def. Atl (3-1)
 ALDS - Hou def. Cle (3-0); Bos def. NYY (3-1)
 NLCS - LAD def. Mil (4-3)
 ALCS - Bos def. Hou (4-1)
 WS - Bos def. LAD (4-1)

GREAT AMERICAN BALL PARK

The Reds produced **126 sellouts** in the first 16 seasons of the 42,271-seat ballpark, including 119 regular season sellouts, 4 National League Division Series sellouts (1 in 2010, 3 in 2012) and sellouts for all 3 days of **2015 All-Star Week**...on the field during the regular season, the Reds are **663-632-1** (.512) overall at GABP, including **61-58** when playing in front of sellout crowds.

FRONT OFFICE NEWS

Reds President of Baseball Operations **Dick Williams** on 5/10 announced the promotion of **Nick Krall** to **General Manager**...**Krall** had been the club's Vice President, Assistant General Manager since November 2015...**Williams** remained the club's President of Baseball Operations and continues to oversee that entire department.

APRIL 19

The Reds went **64-80** after 4/19, when they replaced manager **Bryan Price** and pitching coach **Mack Jenkins**...bench coach **Jim Riggleman** became interim manager, Class AAA Louisville manager **Pat Kelly** (#60) was promoted to serve as interim bench coach, and Class AA Pensacola pitching coach **Danny Darwin** (#52) joined the Reds' Major League staff as interim pitching coach...**Price** went **279-387** (.419) in his 5 seasons as manager, including **3-15** this year.

7-YEAR ITCH

The **10-4** Reds victory on 4/23 vs Atl was the first for **Jim Riggleman** as his team's full-time manager since a **1-0 Nationals** win vs the **Mariners** on 6/23/11...the Reds' **4-1** win on 5/4 vs **Mia** was his **1,500th** game as a Major League manager...since 1900, **Riggleman** is **1** of **14** managers to work for at least **5** Major League teams (SD, Chc, Sea, Wsh, Cin)...**Jimmy Dykes**, **John McNamara** and **Dick Williams** each managed **6** teams...the others who managed **5** teams are **Chuck Dressen**, **Bucky Harris**, **Rogers Hornsby**, **Davey Johnson**, **Billy Martin**, **Bill McKechnie**, **Jack McKeon**, **Lou Piniella**, **Jeff Torborg** and **Joe Torre**.

PLAYER DEVELOPMENT

With 4/19 promotions to the Major League staff of **Pat Kelly** and **Danny Darwin**, **Dick Schofield** moved from bench coach to manager at Class AAA Louisville, roving outfield/quality control coach **Darren Bragg** joined the Louisville staff as bench coach, and minor league rehabilitation coach **James Baldwin** became Pensacola's pitching coach.

ALL-STAR INFIELD

The Reds' infield included **3 National League All-Stars** and collectively led the Major Leagues in **hits** (715), **batting average** (.282) and **on-base percentage** (.355)...All-Stars **2B Scooter Gennett** and **3B Eugenio Suárez** were on the **Louisville Slugger Silver Slugger Award** watch lists at their positions, along with **RHP Michael Lorenzen**...All-Star **1B Joey Votto** led the National League in on-base percentage for the seventh time...**SS José Peraza** tied Cle's **Francisco Lindor** for the Major League lead in hits among shortstops and ranked T4th in hits among all National League batters.

DYNAMIC DUO

In May, **Scooter Gennett** (8hr, 24rbi) and **Eugenio Suárez** (8hr, 29rbi) became the first Reds teammates to produce at least **8 HR** and **24 RBI** in the same month since **Adam Dunn** (12hr, 27rbi) and **Ken Griffey Jr.** (11hr, 29rbi) did it in **August 2001**...**Dunn** and **Griffey** was the first Reds duo to do it since **Johnny Bench** (9hr, 32rbi) and **George Foster** (9hr, 38rbi) in **June 1977**...since **RBI** became an official statistic in **1920**, **Gennett** is the only **Reds second baseman** to produce at least **8 HR** and **24 RBI** in a calendar month (June 2017, May 2018) and **Suárez** is the only **Reds third baseman** to produce at least **8 HR** and **29 RBI** in a calendar month (May 2018).

SLAMMING

Reds batters produced **11 grand slams**, a new single-season franchise record (9 slams, 2002) and tied with the **Indians** for the most in the Major Leagues...the **11 grand slams** fell 1 shy of the **National League** single-season record (12 slams, 1997 Braves, 2000 Cardinals) and 3 shy of the **Major League** record (14 slams, 2000 Athletics, 2006 Indians)...the Reds produced a streak of **6 slams** over a **17-game span** from **6/13-7/1**...the **1996 Expos**, **1997 Braves** and **2006 Mets** are the only other teams in **Major League history** to produce at least **6 grand slams** over a **17-day span**...the Reds produced **9 grand slams** in the first half, tying the **2010 Yankees** for the most ever prior to the **All-Star** break...the Reds hit **5 in June**, a club record for **grand slams** in a **calendar month**...the Reds' **11 grand slams** were hit by **Adam Duvall (2)**, **Joey Votto (2)**, **Scouter Gennett**, **Eugenio Suárez**, **Jesse Winker**, pitcher **Anthony DeSclafani**, pitcher **Michael Lorenzen** (pinch-hit), **José Peraza** and **Scott Schebler**...on **6/23 vs Chi** (off **Brian Duensing**), **DeSclafani** became only the fourth pitcher in Reds history to hit a **grand slam** (**Bob Purkey** 1959, **Al Hollingsworth** 1936, **Ice Box Chamberlain** 1892)...**Lorenzen** on 6/30 off Mil's **Jacob Barnes** became the first pitcher to hit a pinch-hit slam since **Tommy Byrne** of the WSox did it on **5/16/1953 at NYY**.

SILVER SLUGGER

RHP Michael Lorenzen (.290, 1 2b, 4hr, 10rbi) is trying to become the **first relief pitcher** ever to win a **Louisville Slugger Silver Slugger Award**...he is on the watch list for the award...prior to his last 3 pitching apps of the season, all starts, was trying to become the first player in the **live ball era** to produce at least 4 HR in a season **without starting a game**...his **4 home runs** included 2 HR as a pitcher and 2 HR as a pinch-hitter (including a pinch-hit grand slam on 6/30 vs Mil off **Jacob Barnes**)...the franchise record for **HR as a pitcher** is **4** by converted outfielder **Hal Jeffcoat**, who hit 4 HR in **1957**, all as a pitcher...**Tom Parrott** hit 4 HR in **1894**, including 2 as pitcher, 1 as a left fielder and 1 as a second baseman...**as a pinch hitter**, **Lorenzen** went **3-for-13** (2hr, 5rbi) this season and is **4-for-20** (3hr, 6rbi) in his career, with **home runs** on **4/6/17** off Phi's **Adam Morgan**, **6/24/18** off Chi's **Mike Montgomery** and **6/30/18** off Mil's **Jacob Barnes** (grand slam)...7 times in his career, including 6 times this season, entered games as a pinch hitter and remained in the game to pitch...5 times in his career came off the bench to homer, as a reliever or as a pinch hitter...all other active Major League pitchers combine for just 2 such games...over **5 consecutive plate apps** from **6/7-6/30**, he **singled**, **homered** (pinch hit), **walked**, **homered** and **homered** (pinch-hit grand slam)...became the first Major League pitcher to homer in **3 consecutive at bats** since Col's **Mike Hampton** in **2001**...on 6/7 vs Col **Lorenzen** pinch hit and produced a 116.5-mile-per-hour single off **Tyler Anderson**, the hardest-hit ball in the Statcast era by any **Reds batter** or by any **Major League pitcher**...info courtesy **Elias Sports Bureau** and **Stats**.

THE ROSTER

The Reds used **53 players** overall, **25 position players**, **28 pitchers** and **4 position players who pitched** (**IF Cliff Pennington**, **IF/OF Alex Blandino**, **OF Phillip Ervin**, **IF/OF Brandon Dixon** twice)...tied the 2016 single-season club record for **pitchers used in a season (32)**...the club record for players used in a season remains **57 (2003)**.

2018 OPENING DAY ROSTER

Returning	New in '18	Gone
Garrett, P	Bailey, P	Astin, P
Peralta, P	Brice, P	Cingrani, P
Reed, P	Castillo, P	Davis, P
Barnhart, C	Hughes, P	Feldman, P
Gennett, 2B	* Mahle, P	Finnegan, P
Peraza, SS	Quackenbush, P	Iglesias, P
Suárez, 3B	Romano, P	Lorenzen, P
Votto, 1B	* Stephens, P	Stephenson, P
Duvall, LF	* Weiss, P	Storen, P
Hamilton, CF	Mesoraco, C	Wood, P
Schebler, RF	Gosselin, IF/OF	Turner, C
	Pennington, IF	Cozart, SS
	* Ervin, OF	Alcantara, OF
	* Winker, OF	Kivlehan, OF

* Rookies (Mahle, Stephens, Weiss, Ervin, Winker)

2018 SPRING TRAINING RECORDS, NL CENTRAL

NL Central	W	L	Pct.	GB
Milwaukee	19	12	.613	-
Chicago	19	14	.576	1.0
St. Louis	17	13	.567	1.5
Pittsburgh	11	19	.367	7.5
Cincinnati	10	19	.345	8.0

REDS IN 2018 BY MONTH

March/April	7-22, 5.32	.242 BA, 4.03 r/g
May	13-15, 4.64	.249 BA, 4.14 r/g
June	15-11, 4.06	.281 BA, 5.62 r/g
July	13-11, 4.60	.259 BA, 4.96 r/g
August	9-19, 5.32	.265 BA, 4.04 r/g
September	10-17, 3.74	.227 BA, 3.15 r/g

2018 NATIONAL LEAGUE LEADERS

Hitting

Scouter Gennett	18 3-hit Games
Billy Hamilton	^ 12 outfield assists
José Peraza	9.1 PA / Strikeout
Joe Votto	.417 On-Base Percentage

^ Tied Benintendi & Haniger for the Major League lead

2018 NATIONAL LEAGUE TEAM LEADERS

Hitting

* 11 Grand Slams	49 sacrifice bunts
------------------	--------------------

Pitching

1,491 Hits Allowed	228 HR Allowed
819 Runs Allowed	

* Club record, tied with Cle for the Major League lead

SHOW BAT

Scouter Gennett finished the season ranked second in the NL in hitting...in the first half hit **.326** to become the first Reds batter to lead the NL in hitting at the All-Star break since **George Foster** in 1979.

2018 BA Leaders	Reds Batting Champs
Yelich, Mil 326	Cy Seymour 1905 (.377)
Gennett, Cin 310	Hal Chase 1916 (.339)
Freeman, Atl 309	Edd Roush 1917 (.341)
Rendon, Wsh 308	Edd Roush 1919 (.321)
Cain, Mil 308	Ernie Lombardi .. 1938 (.342)
Zobrist, Chi 305	Pete Rose 1968 (.335)
Martinez, STL 305	Pete Rose 1969 (.348)
Dickerson, Pit ... 300	Pete Rose 1973 (.338)

NATIONAL LEAGUE PLAYER OF THE MONTH

2B Scooter Gennett in **May** (.398, 8hr, 24rbi) became the first Reds player to win the National League **Player of the Month Award** since **Jay Bruce** in **May 2011**...was **Gennett's** first career monthly award...twice in a 3-week span that month he was named **Player of the Week** (5/7-5/13, 5/21-5/27).

NATIONAL LEAGUE PLAYERS OF THE WEEK

Scooter Gennett twice in a 3-week span (5/7-5/13, 5/21-5/27) was named the National League's **Player of the Week**, the first Reds player to win the weekly award twice in a season since **Jay Bruce** in **2012** and the first Reds player to win it twice in the same month since **Dave Parker** in **May 1985**...**1B Joey Votto** was **NL Player of the Week** for the week of 4/23-4/29.

50 & 189

2B Scooter Gennett is 1 of only 3 players to produce at least **50 HR** and **189 RBI** in his **first 2 seasons** with the **Redlegs**...he is the first player in franchise history to reach those numbers in his first 2 seasons while **hitting at least .300** (.303)...courtesy **Elias**.

Scooter Gennett	50 HR, 189 RBI	2017-2018
Dave Parker	50 HR, 219 RBI	1984-1985
Deron Johnson	53 HR, 209 RBI	1964-1965

TRIPLE CROWN

Eugenio Suárez was 1 of only 7 players in the Major Leagues to hit at least **.283** with at least **34 HR** and **104 RBI**:

J.D. Martinez, Bos330	43 HR	130 RBI
Christian Yelich, Mil326	36 HR	110 RBI
Nolan Arenado, Col297	38 HR	110 RBI
Manny Machado, LA297	37 HR	107 RBI
Trevor Story, Col291	37 HR	108 RBI
Javier Báez, Chi290	34 HR	111 RBI
Eugenio Suárez, Cin283	34 HR	104 RBI

HOTTEST CORNER

Eugenio Suárez (.283, 34 HR, 104 RBI) is the fourth player in franchise history to hit **30 HR** in a season while playing primarily **third base** (list below)...is the 18th Reds player at any position with at least **30 HR** and **100 RBI** in a season.

Tony Pérez	1970	40 HR, 129 RBI
Tony Pérez	1969	37 HR, 122 RBI
Todd Frazier	2015	35 HR, 89 RBI
Eugenio Suárez	2018	34 HR, 104 RBI
Deron Johnson	1965	32 HR, 130 RBI

HR & RBI Season Totals

SINGLE-SEASON HITS LEADERS, REDS SHORTSTOPS

Barry Larkin	185, 1990	Leo Cardenas ..	173, 1962
José Peraza .. *	182, 2018	Barry Larkin	171, 1999
Barry Larkin	174, 1998	Concepcion	170, 1978

Season totals. More than 70 percent of games played at shortstop
* Tied Cle's Francisco Lindor for Major League lead in hits by a SS

HURLING

The Reds used **32 pitchers**, tying the **2016 franchise record** for pitchers in a season and including **4 position players** (**Cliff Pennington** on 4/12 vs StL; **Alex Blandino** on 7/11 at Cle; **Phillip Ervin** on 8/8 at NYM; **Brandon Dixon** on 8/13 vs Cle & 8/31 at StL) and **7 rookies** (RHP Tyler Mahle, RHP Tanner Rainey, RHP Jackson Stephens, RHP Zack Weiss, RHP Kevin Shackelford, RHP Keury Mella, RHP Jesús Reyes).

MAJOR LEAGUE DEBUTS

The Reds' **38 Major League debuts** over the last 3 seasons are second-most in the Major Leagues (Padres 39)...the **9 Reds players** who made **Major League debuts** this year included **IF Alex Blandino** (4/10 at Phi), **RHP Tanner Rainey** (4/10 at Phi), **RHP Zack Weiss** (4/12 vs StL), **IF/OF Rosell Herrera** (4/26 vs Atl), **IF/OF Brandon Dixon** (5/22 vs Pit), **RHP Jesús Reyes** (8/4/night at Wsh), **OF Aristides Aquino** (8/19 vs SF), **IF Blake Trahan** (9/3 at Pit) and **OF Gabriel Guerrero** (9/4 at Pit)...the Reds' **2018 Opening Day roster** included **5 rookies** (RHP Tyler Mahle, RHP Jackson Stephens, RHP Zack Weiss, OF Phillip Ervin, OF Jesse Winker), **21 players age 30 & under**, **17 players age 27 & under** and **11 players age 25 & under**...according to **Elias Sports Bureau**, the average age for the Reds' 25-man **Opening Day roster (27 years, 196 days)** was the second-youngest in the Major Leagues behind the **Phillies (26.334)** and ahead of the **Marlins (27.351)**...**in 2017**, the Reds began a season with **7 rookies** on their **Opening Day roster** for the first time in researchable history, per **Elias**...the **2017 Opening Day Reds roster** was the youngest in the Major Leagues (**26.355**).

RAIN DROPS

The Reds' **19 weather delays** totaled **25 hours, 36 minutes** and led to **3 postponements** (Opening Day vs Wsh, played 3/30; 4/3 vs Chi, played 5/19; 8/3 at Wsh, played 8/4)...the total included **19 hours, 53 minutes in 15 weather delays at Great American Ball Park and 5 hours, 43 minutes in 4 delays on the road**...**in 2015**, the **26 hours, 57 minutes in 18 weather delays at GABP** was the **highest total at home** since the Reds started tracking weather delays in **1978**.

POSTPONED

The **postponement on 3/29 vs Wsh** was the first for the Reds on **Opening Day** because of **inclement weather** since the first 3 games of the **1966 season vs the Mets** all were rained out...the **postponement** was only the **14th at Great American Ball Park**, this the facility's **16th season**...also on **3/29**, the **Pirates** and **Tigers** were rained out in Detroit...the **26 other teams** played in the earliest **Opening Day date** in Major League Baseball history, not including games played outside the United States or Canada...had the Reds, Nationals, Pirates and Tigers played, for the first time since **1968** each team would have played its first game of the regular season on the same day...there were only **20 Major League teams in 1968**.

JOHN McSHERRY

While the postponement on **3/29 vs Wsh** was the first since **1966** for the Reds on **Opening Day** because of **inclement weather**, the **1996 opener vs the Montreal Expos** was canceled 7 pitches into the game when home plate umpire **John McSherry** died of a massive heart attack...**McSherry** was starting his **26th season**

as a National League umpire...the game was played the next day...additionally, the **1968 opener** for every team was delayed for 2 days following the assassination of **Dr. Martin Luther King Jr.**, while the **1990** and **1995 seasons** were delayed by labor disputes.

LAST 17 GAMES

Beginning **9/11**, Reds batters were held to **3 runs or fewer** in **14** of the **last 17 games** of the season...from **9/15-9/23** they scored only **10 runs** in **9 games**, their first streak of **10 runs or fewer** over any **9-game stretch** since **6/10-6/22, 1945**...over the **last 17 games** of the season beginning **9/11**, Reds batters hit **.204**, including **.113 with RISP**, with **32 runs scored** (1.88 r/g)...Reds pitchers over the **last 17 games** went **5-12** despite a **3.46 ERA**...the Reds were **shut out** 14 times, their highest total since **2014** (17 SHO) and including **5 times** in the **last 14 games**...on the final road trip of the season, the Reds were shut out **once by the Cubs, twice by the Brewers** and **twice by the Marlins**...were shut out **5 times overall** this season by the Brewers, the most in a season by any opponent since the **1960 Pirates** shut out the Redlegs 5 times.

AL 8, NL 6 (10)

1B Joey Votto (1-3, solo HR in 10th inning off Tor's **J.A. Happ**) was an **All-Star** for the sixth time...**2B Scooter Gennett** (pinch-hit, 2-run HR in 9th inning off Sea's **Edwin Díaz**) and **3B Eugenio Suárez** (0-1, HBP by Hou's **Charlie Morton**) were first-time **All-Stars**...**Gennett's** dramatic 2-run HR in the bottom of the ninth inning tied the game at 5-5, the third game-tying HR in the ninth inning or later in **ASG history** (**Ralph Kiner** 1960, **Fred McGriff** 1994)...**Gennett** became the **21st player** and **second Red** (**Gus Bell**, 1954) to produce a **pinch-hit HR** in the **All-Star Game**...his homer was the **seventh** of the game, establishing a new **All-Star Game record**...he donated the baseball to the **Hall of Fame** in **Cooperstown**...**Votto** is 1 of 7 players and only the **second Red** (**Tony Perez**, 1967, 15th inning) to produce a home run in extra innings in the **All-Star Game**...he is the only player **born in Canada** to homer in the **All-Star Game**.

STREAKED

Joey Votto did not play on **4/12 vs StL**, snapping at **202 games** his streaks of **consecutive games played** and **consecutive games started**...prior to **4/12** he had appeared in and started every Reds game since he was given the day off at StL on **9/2/16**, when **Ivan De Jesus Jr.** played 1B...during his 202-games started streak, **Votto** played **1,733.1** of the Reds' **1,782.1** innings in the field (97%)...was the longest **games started streak** by a Reds player since **Pete Rose** started **370 straight games** from **1973-1976**...in 2017 **Votto** became only the **fourth player** in franchise history to **start** at least **162 games** in a season, joining **Rose** (1965, 163gs in 1974, 1975), **Leo Cardenas** (163gs in 1964) and **Vada Pinson** (1963)...**Votto's** 202-game streak was the Major Leagues' **second-longest active streak** of starts in his team's games behind Royals **SS Alcides Escobar** (342g)...**Votto** played in at least **200 straight games** for the **third time** in his career (**226g** from **9/5/12-5/15/14**, **204g** from **5/10/11-6/30/12**, **202g** from **9/13/16-4/11/17**)...among Reds in the **Wild Card era**, only **Aaron Boone's** 241-game streak from **4/1/02-6/28/03** is longer than **Votto's** 3 streaks...courtesy **Elias Sports Bureau**.

2.00

RHP Jared Hughes is only the **fourth Reds pitcher** to produce a season **ERA below 2.00** while making at least **70 apps**.

Pitcher	Year	ERA	Games
Jared Hughes, R	2018	1.94	72
John Franco, L	1988	1.57	70
Doug Bair, R	1978	1.97	70
Ted Abernathy, R	1967	1.27	70

Since earned runs became a statistic in 1912, Courtesy Elias

1,500

On **6/17 at Pit**, **Joey Votto** made his **1,500th Major League appearance**...below is a list of modern day Major League **first basemen** who were **inducted into the National Baseball Hall of Fame** within the last **50 years** and statistics through their first **1,500** career games:

PLAYER	AVG	OBP	SLG	HR	H	BB
Joey Votto	.313	.428	.536	263	1662	1046
Jeff Bagwell	.305	.418	.553	316	1657	1012
Ernie Banks	.283	.344	.536	353	1618	521
Rod Carew	.335	.392	.450	71	1924	542
Orlando Cepeda	.305	.355	.517	279	1714	388
George Kelly	.297	.343	.455	137	1650	358
Harmon Killebrew	.262	.375	.532	392	1354	919
Willie McCovey	.282	.385	.555	347	1375	788
Johnny Mize	.320	.406	.580	315	1776	757
Eddie Murray	.299	.375	.505	275	1680	709
Tony Perez	.284	.347	.484	246	1550	532
Frank Thomas	.321	.441	.580	339	1721	1172
Jim Thome	.285	.411	.566	368	1451	1085

ALL-STAR GAME HOME RUNS BY REDS

Joey Votto ^	2018	Johnny Bench	1971
Scooter Gennett *	2018	Johnny Bench	1969
Dave Concepcion	1982	Tony Perez	1967
Ken Griffey Sr.	1980	Frank Robinson	1959
Joe Morgan	1977	Gus Bell *	1954
George Foster	1976	Ted Kluszewski	1954
Johnny Bench	1973	* Pinch-hit HR, ^ Extra innings	

ALL-STAR GAME EXTRA-INNING HOME RUNS

G. Springer	2018 (10th)	T. Perez	1967 (15th)
A. Bregman	2018 (10th)	S. Musial	1955 (12th)
J. Votto	2018 (10th)	Schoendienst	1950 (14th)
R. Cano	2017 (10th)		

RBI IN A MONTH BY REDS SINCE 2011

Jay Bruce	33	May 2011
Eugenio Suárez	29	May 2018
Adam Duvall	28	May 2017
Joey Votto	26	August 2016
Jay Bruce	26	June 2016
Adam Duvall	26	June 2016

Club record for RBI in month is **45, Gus Bell, June 1953**
Courtesy Elias Sports Bureau

SEASONS WITH 100 WALKS, REDS CAREER

Joey Votto	* 6	Johnny Bench	1
Joe Morgan	6	George Burns	1
Adam Dunn	5	Bob Bescher	1
Shin-Soo Choo	1	Johnny Bates	1
Pete Rose	1	Miller Huggins	1

* Most among active players (108 walks in 2018)

Barry Bonds holds the MLB record with 14 seasons of 100 walks

RED HOTTEST

Eugenio Suárez from **7/23-7/27** homered in a career-high 5 straight games to tie the club record for consecutive apps with at least 1 HR (list below)...for the first time in franchise history, **3 Reds batters** homered in at least **4 straight apps in the same season**...**Scouter Gennett** (5/7-5/11) and **Joey Votto** (4/24-4/27) also homered in **4 consecutive apps** this year... pitcher **Michael Lorenzen** (6/24-6/30) homered in 3 straight at bats over 4 apps...only **8 players** in Reds history, since 1900, homered in a club-record **5 straight apps** (list below).

Eugenio Suárez	5 HR, 8 RBI	7/23-7/27, 2018
Jay Bruce	6 HR, 13 RBI	7/23-7/27, 2016
Devin Mesoraco	5 HR, 12 RBI	6/19-6/24, 2014
Adam Dunn	5 HR, 10 RBI	5/14-5/19, 2008
Ken Griffey Jr.	5 HR, 6 RBI	7/8-7/12, 2003
Johnny Bench	7 HR, 13 RBI	5/30-6/3, 1972
George Crowe	5 HR, 7 RBI	8/8-8/14, 1957
Ted Kluszewski	6 HR, 9 RBI	8/11-8/15, 1954

MLB'S LONGEST HOME RUN STREAKS IN 2018

Kendrys Morales	7g (8 HR, 13 RBI)	8/19-8/26
Matt Carpenter	6g (8 HR, 12 RBI)	7/14-7/21
David Dahl	5g (5 HR, 12 RBI)	9/24-9/28
Ronald Acuña	5g (6 HR, 12 RBI)	8/11-8/14
Eugenio Suárez	5g (5 HR 8 RBI)	7/23-7/27
Jonathan Schoop.....	5g (5 HR, 11 RBI)	7/22-7/27
Odúbel Herrera	5g (5 HR, 8 RBI)	6/17-6/22

Pit's Dale Long (1956), NYY's Don Mattingly (1987) and Sea's Ken Griffey Jr. (1993) share the Major League record for most consecutive apps with at least 1 home run (8)

GRAND SLAMS BY REDS PITCHERS

Michael Lorenzen	6/30/2018 vs Mil
Anthony DeSclafani	6/23/2018 vs Chi
Bob Purkey	8/1/1959 vs Chi
Al Hollingsworth	5/28/1936 at Chi
Ice Box Chamberlain	4/30/1892 vs Wsh (ISP)

DeSclafani's off **Brian Duensing**
Lorenzen's as a pinch hitter off **Jacob Barnes**

PLAYERS WITH 3 PINCH-HIT HR & 100 GAMES AS PITCHER

Gary Peters	4 HR ... 359g as P	1959-1972
Michael Lorenzen ...	3 HR ... 177g as P	2015-2018
Lynn Nelson	3 HR ... 166g as P	1930-1940
Jack Stivetts	3 HR ... 387g as P	1889-1899

PINCH HIT GRAND SLAMS BY PITCHERS *

Michael Lorenzen, Cin	6/30/2018 vs Mil
Tommy Byrne, Chi	5/16/1953 at NYY
Early Wynn, Wsh	9/15/1946 at Det
Zeb Eaton, Det	7/15/1945 at NYY
Schoolboy Rowe, Phi	5/2/1943/g2 vs BosN
Mike O'Neill, StL	6/3/1902 at BosN

* More than 50% of apps as a pitcher, Courtesy Elias

ALL-TIME STOLEN BASES, REDS CAREER *

1. Joe Morgan	406
2. Barry Larkin	379
3. Dave Concepcion	321
4. Bob Bescher	320
5. Billy Hamilton	277

* Since 1898, Courtesy Elias Sports Bureau

ON YOUR SIX

In the 15-9 win on **4/27 at Min**, **Joey Votto** tied his career high by reaching base safely in 6 plate apps (single, double, HR, 2 walks, hit by a pitch)...he also did it on **5/18/13 at Phi** (4h, 2bb)...before **Votto** did it in **2013**, the last Reds batter to reach base safely **6 times** in a **9-inning game** was **Sean Casey** on **5/19/1999 at Col**... **Votto** is the first Reds batter to do it twice since **Johnny Bench** did it at **Wrigley Field** on **6/14/1975** and again there on **7/22/1979**...**Votto** was 1 of 16 Major League batters this season to reach base 6 times.

BROOKLYN 1914

In the **5-0 loss** on **4/8 at PNC Park**, Pit's **Jameson Taillon** threw a **1-hitter** for his first Major League complete game...**Tyler Mahle** produced the only hit to become the first pitcher to record the Reds' only hit in a game since **Earl Yngling** singled off **Jeff Pfeffer** in a **6-0 loss** to the **Brooklyn Robins** on **9/19/1914**...**Yngling** pinch hit in the sixth inning but remained in the game as Cin's pitcher... **Yngling** finished 1-for-2, with his hit coming in his second plate appearance in the eighth inning, while he was the Reds' pitcher...courtesy Elias Sports Bureau.

IN A PINCH

In **5 consecutive pinch-hit apps** from **4/16-5/4**, **Jesse Winker** walked, singled (RBI), doubled, singled and singled...became the first Reds batter to **reach base safely in 5 consecutive pinch-hit apps** since **Todd Frazier** did it from **4/20-5/2, 2012** and the first Reds batter to **produce a hit in 4 straight pinch-hit apps** since **Brayan Pena** from **7/8-8/9, 2014**...**Fred Lewis** was the last Reds batter to **reach base safely in 6 consecutive pinch-hit apps (6/13-7/2, 2011)**...**Rick Auerbach** was the last Reds batter with **hits in 5 straight pinch-hit apps (8/14-9/13, 1978)**... courtesy Elias Sports Bureau.

WALK IN IN THE PARK

During the **3-1 series loss** to the Cubs from **5/18-5/20** at **Great American Ball Park**, **Reds pitchers** issued **30 walks** to establish a new club record for **walks** in a **4-game series**...in those 4 games vs Chi issued **8, 8, 8 and 6 walks**...the previous record of **29 walks** in a **4-game series** was established from **8/13-8/15, 1937 vs Cubs** and then matched in a series vs the **Astros** from **7/10-7/13, 1969** and another series vs the **Pirates** from **9/16-9/18, 2016**.

HOME COOKIN'

In the 9-game homestand from **4/30-5/9**, **Eugenio Suárez** became the first Reds batter to produce **15 RBI** in a homestand since **Jay Bruce** had **15 RBI** in 7 games from **8/8-8/14, 2011**...in his 9 apps vs the **Brewers**, **Marlins** and **Mets** at **Great American Ball Park**, **Suárez** hit **.313** (10-32, 3 2b, 3hr, .688slg, .395obp)...courtesy Elias Sports Bureau.

25 IN 20

With a team-high **25 RBI** in his **first 20 apps**, **Eugenio Suárez** tied the franchise record for **most RBI** by a player in his **first 20 games** of a season...finished the season with **104 RBI**, sixth-most in the National League...played in his **20th game** on **5/8 vs NYM** and produced **4 RBI** to give him **25** on the season...**George Crowe** (1958), **Vada Pinson** (1962) and **Ken Griffey Jr.** (2006) each produced **25 RBI** in his **first 20 games** of those respective seasons...courtesy Elias.

INTERLEAGUE NOTES

The Reds in 2018 went **10-10 vs the American League** (2-1 at Min, 2-0 at KC, 2-0 vs Det, 2-1 vs WSox, 2-1 at Cle, 0-2 at Det, 0-3 vs Cle, 0-2 vs KC), including a **6-game winning streak vs the AL** from **4/29-7/2** that ranks as their **longest interleague winning streak**...Cin won **10 of its first 12 games vs the AL** in 2018 but lost **each of the last 8 games** (0-1 at Cle, 0-2 at Det, 0-3 vs Cle, 0-2 vs KC)...the Reds won both **3-game interleague road series** (2-1 at Min, 2-1 at Cle)...prior to 2018 hadn't won an interleague road series **of at least 3 games** since a **3-0 series sweep** at Hou's **Minute Maid Park** in **September 2013**...between those series wins the Reds went **0-9 in interleague road series** of at least 3 games and **4-23 in games** in those series...beginning in **1997** the Reds are **148-207 all-time vs the AL**, at **4169** the **lowest interleague winning percentage** of any Major League team (SD 29th, 156-218, .4171)...Cin hasn't produced a **winning record vs the American League** since **2013** (11-9)...in **5 seasons** since then are **33-67 vs AL** (.330).

JAPAN ALL-STAR SERIES

3B Eugenio Suárez was named to Major League Baseball's roster for the **Japan All-Star Series** with **Nippon Professional Baseball**...the event included 7 games across Japan in **November**.

LOU GEHRIG AWARD

Joey Votto in a pre-game ceremony on **7/27** received the **2017 Lou Gehrig Memorial Award**, presented annually to a Major League Baseball player who best exemplifies the giving character of Hall of Famer **Lou Gehrig**...the award, sponsored by **Phi Delta Theta** international fraternity and headquartered at **Miami University** in nearby **Oxford, Ohio**, first was presented in 1955 and is permanently maintained at the **National Baseball Hall of Fame and Museum** in Cooperstown...**Gehrig** was a member of that fraternity's **Columbia University** chapter...other Reds players to win the award were **Pete Rose** (1969), **Johnny Bench** (1975), **Barry Larkin** (1994) and **Danny Graves** (2002)...past recipients also include **Stan Musial**, **Ernie Banks**, **Hank Aaron**, **Harmon Killebrew**, **Willie Stargell**, **Lou Brock**, **George Brett**, **Ozzie Smith**, **Cal Ripken Jr.**, **Tony Gwynn**, **Albert Pujols** and **Derek Jeter**.

MINOR MATTERS

Class A Daytona's **Ibandel** (E-bahn-DELL) **Isabel** produced **36 home runs** to establish new franchise (32 by **Brandon Sing** of the Daytona Cubs in 2004) and **Florida State League** records (33 by **Edward Levy** in 1950 & **James Fuller** in 1971)...after joining the Tortugas on **4/19**, **Isabel's** 36 HR were the most by any minor league player.

QUERIES ABOUT SERIES

The Reds went **17-31-3 in their 51 series**...beginning **6/21**, the Reds went **5-2-2** in their last 9 series vs **teams in first place** when those series began (16-15, .516, 4-0 vs Cubs, 2-1 at Atl, 2-2 vs Mil, 2-1 vs Cle, 3-1 vs Phi, 2-1 vs Ari, 0-3 vs Cle and 0-4 at Chi, 1-2 at Chi)...the Reds' **2-1 series loss at Cubs** completed on **7/8** snapped their **5-series unbeaten streak**, their longest since a **6-series winning streak** from **7/15-8/4, 2016**...the Redlegs had the best record in the NL Central Division in **June** (15-11, .577).

POSITION PLAYERS TO PITCH, MOST RECENT

Brandon Dixon	8/31/18 at StL (12-5 loss)
Brandon Dixon	8/13/18 vs Cle (10-3 loss)
Phillip Ervin	8/8/18 at NYM (8-0 loss)
Alex Blandino	7/11/18 at Cle (19-4 loss)
Cliff Pennington ..	4/12/18 vs StL (13-4 loss)
Scooter Gennett	8/14/17 at Chi (15-5 loss)
Tyler Holt	8/22/16 vs LAD (18-9 loss)
Skip Schumaker	8/21/14 vs Atl (8-0 loss)
Paul Janish	7/6/09 at Phi (22-1 loss)
Paul Janish	5/6/09 vs Mil (15-3 loss)

LONGEST HITTING STREAKS AT GABP

From **9/16/17-4/14/18**, **Scooter Gennett** hit **.377** during a 15-game hitting streak at **Great American Ball Park** (23-61, 4 2b, 3hr, 12rbi, .590slg, .387obp)...below are the longest hitting streaks in **GABP history** (est. 2003).

Jay Bruce	22 games	7/30-9/9, 2012
Derrek Lee	17 games	4/7/04 - 4/5/07
Felipe Lopez	17 games	5/4-5/29, 2005
Carlos Beltran	16 games	4/4/05 - 4/9/09
Scooter Gennett	15 games	9/16/07 - 4/14/18
Tommy Pham	15 games	4/8/17 - 7/24/18
Ryan Braun	15 games	4/28/15 - 9/12/16
Lance Berkman	15 games	4/18/07 - 4/27/09
Sean Casey	15 games	9/25/03 - 5/6/04

WELCOMED TO THE SHOW

Wsh's **Dave Martinez** became the 10th field manager to make his Major League debut at that position against the Reds on the **Opening Day game** for each team...that list includes **3 Cubs managers**...in **2001**, Pit's **Lloyd McClendon** made his managerial debut with a 3-2 loss, but in a scheduling oddity the Reds began that season a day earlier with 1 game vs Atl...**Martinez** played for the Reds in **1992** (135g, .254, 3hr, 31rbi, 12sb).

Team	Manager	Year	Result
Nationals	Dave Martinez	2018	W, 2-0
Brewers	Ron Roenicke	2011	L, 7-6
Mets	Willie Randolph	2005	L, 7-6
Brewers	Davey Lopes	2000	T, 3-3 (5.1)
Mets	Davey Johnson	1984	L, 8-1
Cubs	Lee Elia	1982	W, 3-2 (8)
Cubs	Vedie Himsel	1961	L, 7-1
Pirates	Billy Meyer	1948	L, 4-1
Cardinals	Billy Southworth	1929	W, 5-2
Cubs	Joe McCarthy	1926	L, 7-6 (10)

List Courtesy Elias Sports Bureau

LAST 6 REDS BATTERS WITH 4 HITS ON OPENING DAY

Scooter Gennett	2018 vs Wsh	4-4
Ramon Hernandez	2011 vs Mil	4-5
Paul O'Neill	1989 vs LAD	4-4
Jim Greengrass	1954 vs Mil	4-5
Babe Herman	1936 vs Pit	4-5
Bubbles Hargrave	1924 vs Pit	4-4

REDS 2018 BATTING STATISTICS

PLAYER	AVG	G	AB	R	H	TB	2B	3B	HR	RBI	SH	SF	HP	BB	IBB	SO	SBCS	DP	GI			PINCH HIT					
																			E	SLG	OBP	AB	H	HR	RBI		
+Aquino,A	.000	1	1	0	0	0	0	0	0	0	0	0	0	0	0	0	1	0	0	0	0	.000	.000	0	0	0	0
Bailey,H	.115	20	26	0	3	3	0	0	0	0	7	0	0	1	0	13	0	0	0	0	.115	.148	0	0	0	0	0
Barnhart,T	.248	138	460	50	114	171	21	3	10	46	3	3	2	54	2	96	0	4	13	3	.372	.328	13	2	0	3	3
RIGHT	.279		104		29	39	5	1	1	10	1	0	1	15	0	33			2		.375	.375	2	0	0	0	0
LEFT	.239		356		85	132	16	2	9	36	2	3	1	39	2	63			11		.371	.313	11	2	0	3	3
+Blandino,A	.234	69	128	14	30	37	4	0	1	8	2	0	4	13	1	41	0	0	4	5	.289	.324	24	9	0	4	4
Brice,A	.000	33	1	0	0	0	0	0	0	0	0	0	0	0	0	1	0	0	0	0	.000	.000	0	0	0	0	0
Casali,C	.293	52	140	15	41	63	10	0	4	16	1	1	2	12	1	32	0	2	5	4	.450	.355	8	2	0	0	0
Castillo,L	.102	31	59	4	6	7	1	0	0	2	4	0	0	2	0	23	0	0	0	0	.119	.131	0	0	0	0	0
Cruz,T	.154	9	26	2	4	8	1	0	1	2	0	0	0	0	0	11	0	0	4	0	.308	.154	3	0	0	0	0
DeSclafani,A	.143	21	42	3	6	9	0	0	1	4	4	0	0	0	0	25	0	0	0	3	.214	.143	0	0	0	0	0
+Dixon,B	.178	74	118	14	21	42	6	0	5	10	0	0	0	6	0	43	0	0	2	0	.356	.218	16	2	0	0	0
Duvall,A	.195	138	384	48	75	140	20	0	15	61	0	1	5	37	3	117	2	2	9	2	.365	.274	31	6	0	4	4
CIN	.205	105	331	40	68	132	19	0	15	61	0	1	4	34	3	100	2	2	8	2	.399	.286	14	3	0	4	4
+Ervin,P	.252	78	218	27	55	88	10	1	7	31	0	4	5	20	1	60	6	1	5	3	.404	.324	11	2	0	0	0
Federowicz,T	.333	5	6	1	2	6	1	0	1	2	0	0	0	1	0	3	0	0	0	0	1.000	.429	0	0	0	0	0
Finnegan,B	.000	5	7	0	0	0	0	0	0	0	0	0	0	0	0	1	0	0	0	0	.000	.000	0	0	0	0	0
Floro,D	.000	54	4	0	0	0	0	0	0	0	0	1	0	0	0	2	0	0	0	0	.000	.000	0	0	0	0	0
CIN	.000	25	4	0	0	0	0	0	0	0	1	0	0	0	0	2	0	0	0	0	.000	.000	0	0	0	0	0
Garrett,A	.000	66	2	0	0	0	0	0	0	0	0	0	0	0	0	1	0	0	0	0	.000	.000	0	0	0	0	0
Gennett,S	.310	154	584	86	181	286	30	3	23	92	3	5	4	42	3	125	4	2	14	11	.490	.357	7	0	0	0	0
Gosselin,P	.125	20	24	5	3	6	0	0	1	2	0	0	0	4	1	8	0	0	1	1	.250	.250	9	1	0	0	0
+Guerrero,G	.167	14	18	1	3	6	0	0	1	1	0	0	0	0	0	8	0	0	0	1	.333	.167	9	2	1	1	1
Hamilton,B	.236	153	504	74	119	165	16	9	4	29	1	4	1	46	0	132	34	10	1	2	.327	.299	4	2	0	0	0
RIGHT	.211		142		30	47	5	3	2	14	0	2	0	13	0	43			0		.331	.274	2	1	0	0	0
LEFT	.246		362		89	118	11	6	2	15	1	2	1	33	0	89			1		.326	.309	2	1	0	0	0
Harvey,M	.075	32	53	1	4	4	0	0	0	1	2	0	0	2	0	19	0	0	2	1	.075	.109	0	0	0	0	0
CIN	.043	24	46	1	2	2	0	0	0	1	2	0	0	2	0	17	0	0	1	0	.043	.083	0	0	0	0	0
Hernandez,D	.000	57	1	0	0	0	0	0	0	0	0	0	0	0	0	0	0	0	0	0	.000	.000	0	0	0	0	0
Herrera,D	.184	53	87	11	16	36	5	0	5	11	0	0	2	8	0	39	0	0	0	0	.414	.268	23	6	3	8	8
+Herrera,R	.154	11	13	0	2	2	0	0	0	0	0	0	0	0	0	5	0	1	0	0	.154	.154	7	0	0	0	0
RIGHT	.000		1		0	0	0	0	0	0	0	0	0	0	0	0			0		.000	.000	1	0	0	0	0
LEFT	.167		12		2	2	0	0	0	0	0	0	0	0	0	5			0		.167	.167	6	0	0	0	0
Iglesias,R	.000	66	3	0	0	0	0	0	0	0	0	0	0	0	0	1	0	0	0	1	.000	.000	0	0	0	0	0
Lorenzen,M	.290	55	31	5	9	22	1	0	4	10	1	0	0	2	0	9	0	0	4	1	.710	.333	13	3	2	5	5
+Mahle,T	.103	24	29	0	3	4	1	0	0	0	3	0	0	2	0	10	0	0	0	1	.138	.161	1	0	0	0	0
+Mella,K	.000	4	2	0	0	0	0	0	0	0	0	0	0	0	0	2	0	0	0	0	.000	.000	0	0	0	0	0
Mesoraco,D	.221	84	244	24	54	97	10	0	11	33	0	1	4	25	3	52	0	0	9	1	.398	.303	17	3	2	4	4
CIN	.220	18	41	1	9	14	2	0	1	3	0	0	2	2	0	10	0	0	2	0	.341	.289	7	1	0	0	0
Pennington,C	.138	16	29	1	4	4	0	0	0	0	0	0	0	5	0	13	0	0	1	2	.138	.265	5	2	0	0	0
RIGHT	.333		3		1	1	0	0	0	0	0	0	0	1	0	1			0		.333	.500	0	0	0	0	0
LEFT	.115		26		3	3	0	0	0	0	0	0	0	4	0	12			1		.115	.233	5	2	0	0	0
Peralta,W	.000	59	1	0	0	0	0	0	0	0	2	0	0	0	0	1	0	0	0	0	.000	.000	0	0	0	0	0
Peraza,J	.288	157	632	85	182	263	31	4	14	58	8	5	9	29	4	75	23	6	12	22	.416	.326	2	1	0	1	1
Reed,C	.000	17	11	0	0	0	0	0	0	0	0	0	0	1	0	10	0	0	0	0	.000	.083	0	0	0	0	0
Romano,S	.056	39	36	1	2	3	1	0	0	2	4	0	0	0	0	24	0	0	0	2	.083	.056	0	0	0	0	0
Schebler,S	.255	107	380	55	97	167	19	0	17	49	0	2	9	39	1	99	4	2	5	6	.439	.337	7	2	0	1	1
+Shackelfor,K	.000	5	1	0	0	0	0	0	0	0	0	0	0	0	0	1	0	0	0	0	.000	.000	0	0	0	0	0
Sims,L	.000	9	2	0	0	0	0	0	0	0	0	0	0	0	0	1	0	0	0	0	.000	.000	0	0	0	0	0
CIN	.000	3	1	0	0	0	0	0	0	0	0	0	0	0	0	1	0	0	0	0	.000	.000	0	0	0	0	0
+Stephens,J	.000	29	2	0	0	0	0	0	0	0	0	0	0	1	0	1	0	0	0	0	.000	.333	0	0	0	0	0
Stephenson,R	.000	4	2	0	0	0	0	0	0	0	0	0	0	1	0	1	0	0	0	0	.000	.333	0	0	0	0	0
Suarez,E	.283	143	527	79	149	277	22	2	34	104	0	6	9	64	7	142	1	1	20	19	.526	.366	1	0	0	0	0
+Trahan,B	.214	11	14	2	3	3	0	0	0	0	0	0	0	0	0	4	0	0	0	0	.214	.214	1	0	0	0	0
Tucker,P	.229	97	166	19	38	67	11	0	6	27	0	1	4	13	0	43	0	0	2	0	.404	.299	44	10	2	4	4
CIN	.189	17	37	4	7	14	1	0	2	5	0	0	1	4	0	9	0	0	0	0	.378	.286	5	1	1	1	1
Votto,J	.284	145	503	67	143	211	28	2	12	67	0	3	9	108	6	101	2	0	15	5	.419	.417	2	0	0	0	0
+Williams,M	.293	51	123	10	36	49	5	1	2	6	2	0	0	7	1	29	1	2	5	0	.398	.331	15	3	1	1	1
+Winker,J	.299	89	281	38	84	121	16	0	7	43	1	1	2	49	4	46	0	0	6	1	.431	.405	11	7	1	5	5
Wisler,M	.000	18	8	0	0	0	0	0	0	0	1	0	0	0	0	4	0	0	0	0	.000	.000	0	0	0	0	0
CIN	.000	11	0	0	0	0	0	0	0	0	0	0	0	0	0	0	0	0	0	0	.000	.000	0	0	0	0	0
Pitchers	.101	162	307	14	31	50	4	0	5	19	28	0	0	12	0	144	0	0	5	8	.163	.135	14	3	2	5	5
Reds	.254	162	5532	696	1404	2221	251	25	172	665	49	35	65	559	35	1376	77	33	128	95	.401	.328	218	51	9	34	34
Opponents	.266	162	5605	819	1491	2520	291	27	228	791	43	48	50	532	60	1258	83	24	118	77	.450	.332	232	42	4	27	27
+ Rookie																											

Reds by Batting Order (Record in Starts)

1. Peraza (22-28), Schebler (22-20), Winker (12-23), Hamilton (9-21), Blandino (2-2), Gennett (0-1)
2. Peraza (29-43), Barnhart (14-18), Gennett (8-10), Suárez (1-7), Votto (1-7), Ervin (2-3), Blandino (4-0), Winker (0-4), D. Herrera (2-1), Dixon (2-0), Duvall (1-1), Hamilton (0-1), Pennington (1-0), Schebler (1-0), Williams (1-0)
3. Votto (57-74), Gennett (9-14), Suárez (1-6), Winker (0-1)
4. Gennett (32-44), Suárez (33-39), Duvall (2-7), Schebler (0-2), Ervin (0-1), Votto (0-1), Williams (0-1)
5. Suárez (27-27), Duvall (10-16), Gennett (7-17), Ervin (7-6), Schebler (6-7), Williams (3-8), Barnhart (3-4), Winker (2-5), Tucker (1-2), Mesoraco (0-2), Casali (0-1), Dixon (1-0)
6. Barnhart (13-27), Schebler (13-17), Winker (14-11), Ervin (6-16), Duvall (11-10), Casali (4-2), Mesoraco (0-6), Williams (3-2), Dixon (2-0), Tucker (0-2), Blandino (1-0), Gennett (0-1), D. Herrera (0-1)
7. Barnhart (16-17), Peraza (6-16), Duvall (13-8), Casali (6-11), Blandino (4-7), Ervin (3-8), D. Herrera (5-6), Dixon (4-4), Williams (5-2), Schebler (0-6), Tucker (0-5), Cruz (3-1), Pennington (1-1), Winker (1-1), Gosselin (0-1), R. Herrera (0-1)
8. Pitchers (45-60), Casali (7-4), Dixon (4-4), Peraza (4-4), Barnhart (3-4), Blandino (1-4), Ervin (1-3), Duvall (2-1), Pennington (0-3), Cruz (1-1), Guerrero (1-1), D. Herrera (0-2), Mesoraco (0-2), Trahan (0-2), Williams (0-2), Gosselin (1-0), Federowicz (0-1), Hamilton (1-0), Tucker (0-1)
9. Hamilton (46-60), Pitchers (20-35), Blandino (1-0)

Reds Starters by Position (Record in Starts)

- 1B Votto (56-82), Dixon (6-4), Barnhart (2-4), Duvall (2-3), Casali (1-2)
 2B Gennett (54-86), Blandino (7-3), D. Herrera (3-5), Dixon (3-0), R. Herrera (0-1)
 3B Suárez (61-79), Blandino (2-8), Pennington (1-4), Dixon (1-2), Gosselin (1-1), D. Herrera (1-1)
 SS Peraza (61-91), Blandino (4-2), Trahan (0-2), Pennington (1-0), Suárez (1-0)
 C Barnhart (47-66), Casali (16-16), Mesoraco (0-10), Cruz (4-2), Federowicz (0-1)
 LF Duvall (37-40), Ervin (12-17), Winker (11-18), Tucker (1-9), D. Herrera (3-4), Schebler (1-5), Williams (2-2)
 CF Hamilton (56-82), Schebler (6-8), Williams (3-2), Ervin (1-2), Guerrero (1-1)
 RF Schebler (35-38), Winker (16-26), Ervin (6-18), Williams (7-11), Dixon (3-2)
 DH Gennett (2-1), Winker (2-1), Votto (2-0), Schebler (0-1), Tucker (0-1)

Reds Designated Hitters

Player	avg	g	ab	r	h	2b	3b	hr	rbi	bb	so	obp
Gennett	.273	3	11	3	3	1	0	0	0	2	2	.429
Schebler	.333	1	3	1	1	0	0	1	1	1	1	.500
Tucker	.250	1	4	1	1	0	0	0	1	0	0	.250
Votto	.125	2	8	1	1	0	1	0	3	1	1	.222
Winker	.385	3	13	2	5	3	0	1	4	1	2	.429
Team	.282	10	39	8	11	4	1	2	9	5	6	.378

MULTI-HIT GAMES

Player	2	3	4	5	Tot.
Barnhart	17	5	0	*1	23
Blandino	*5	0	0	0	5
Casali	8	*2	0	0	10
Castillo	*1	0	0	0	1
Cruz	1	*0	0	0	1
Dixon	1	*1	0	0	2
Duvall	9	2	*0	0	11
Ervin	11	*1	0	0	12
Gennett	35	14	3	*1	53
Hamilton	21	3	*1	0	25
Mesoraco	2	0	*0	0	2
Peraza	39	10	2	*1	52
Schebler	19	3	*2	0	24
Suárez	29	7	*2	0	38
Tucker	1	0	*0	0	1
Votto	30	9	*1	0	40
Williams	6	*2	0	0	8
Winker	19	*5	0	0	24

* Career highs

WALKOFF HOMERS (4)

Gennett (1)	4/24 vs Atl (Max Fried)
Duvall (1)	5/9 vs NYM (A.J. Ramos)
Winker (1)	6/7 vs Col (Chris Rusin)
Ervin (1)	8/17 vs SF (Ray Black)

GRAND SLAMS (*11)

Gennett (6)	5/22 vs Pit (Taillon)
Suárez (3)	5/24 vs Pit (Nova)
Duvall (2)	5/30 at Ari (Corbin)
Duvall (3)	6/13 at KC (Adam)
Votto (3)	6/19 vs Det (Boyd)
Winker (1)	6/21 vs Chc (Rosario)
DeSclafani (1)	6/23 vs Chc (Duensing)
Lorenzen (1) ^	6/30 vs Mil (Barnes)
Peraza (1)	7/1 vs Mil (Wilkinson)
Schebler (2)	9/7 vs SD (Wick)
Votto (4)	9/8 vs SD (Ervin)

* Single-season franchise record, Tied Cle for MLB lead

^ Pinch-hit grand slam

PINCH-HIT HOMERS (9)

Lorenzen (2)	6/24 vs Chc (Montgomery)
Winker (3)	6/24 vs Chc (Strop)
Lorenzen (3) ^	6/30 vs Mil (Barnes)
Herrera (1)	7/13 at STL (Tuivailala)
Herrera (2)	8/7 at NYM (Rhame)
Tucker (4)	8/25 at Chc (Kintzler)
Williams (1)	9/6 vs SD (Wingenter)
Guerrero (1)	9/22 at Mia (Wittgren)
Herrera (3)	9/25 vs KC (Flynn)

^ Grand slam

LEADOFF HOMERS (5)

Peraza (2)	6/28 vs Mil (Guerra)
Schebler (2)	7/2 vs CWS (Shields)
Peraza (3)	8/4 at Wsh (G2) (Hellickson)
Hamilton (3)	8/29 vs Mil (Peralta)
Schebler (3)	9/16 at Chc (Quintana)

CONSECUTIVE GAMES (3 MIN.)

Votto (4g, career high)	4/24-4/27
Gennett (4g, career high)	5/7-5/11
Suárez (5g, tied club record)	7/23-7/25

HOMERS BY REDS PITCHERS (5)

DeSclafani (1, GS)	6/23 vs Chc (Duensing)
* Lorenzen (3)	6/24 vs Chc (Montgomery)
Lorenzen (4)	6/29 vs Mil (Anderson)
* Lorenzen (5, GS)	6/30 vs Mil (Barnes)
Lorenzen (6)	8/29 vs Mil (Williams)

* Pinch hitter

REDS 2018 PITCHING STATISTICS

PITCHER	R/L	W	L	ERA	G	GS	CG	GF	SHO	SV	IP	H	R	ER	HR	HB	BB	IBB	SO	WP	BK	OPP	AVG
																						AVG	
Bailey,H	R	1	14	6.09	20	20	1	0	0	0	106.1	141	82	72	23	2	33	9	75	2	1	.313	
+Blandino,A	R	0	0	0.00	1	0	0	1	0	0	1.0	1	0	0	0	0	0	0	2	1	0	.250	
Brice,A	R	2	3	5.79	33	0	0	8	0	0	37.1	39	26	24	9	3	13	6	32	1	0	.271	
Castillo,L	R	10	12	4.30	31	31	0	0	0	0	169.2	158	89	81	28	5	49	1	165	4	2	.245	
Crockett,K	L	1	0	5.79	15	0	0	2	0	0	9.1	16	8	6	1	0	2	1	11	1	0	.364	
DeSclafani,A	R	7	8	4.93	21	21	0	0	0	0	115.0	118	68	63	24	2	30	2	108	4	0	.266	
+Dixon,B	R	0	0	0.00	2	0	0	2	0	0	1.1	0	0	0	0	0	0	0	1	0	0	.000	
+Ervin,P	R	0	0	0.00	1	0	0	1	0	0	0.1	0	0	0	0	0	0	0	0	0	0	.000	
Finnegan,B	L	0	3	7.40	5	5	0	0	0	0	20.2	27	20	17	5	0	15	2	14	1	0	.318	
Floro,D	R	6	3	2.25	54	0	0	20	0	0	64.0	57	17	16	3	1	23	6	58	1	2	.237	
CIN	R	3	2	2.72	25	0	0	13	0	0	36.1	39	12	11	2	0	12	3	27	0	1	.275	
Gallardo,Y	R	0	0	30.86	3	0	0	1	0	0	2.1	8	8	8	1	0	4	0	2	0	0	.533	
Garrett,A	L	1	2	4.29	66	0	0	7	0	0	63.0	56	30	30	8	3	25	3	71	3	0	.239	
Harvey,M	R	7	9	4.94	32	28	0	2	0	0	155.0	165	87	85	27	6	37	2	131	2	1	.271	
CIN	R	7	7	4.50	24	24	0	0	0	0	128.0	132	66	64	21	5	28	2	111	1	1	.264	
Hernandez,D	R	5	2	2.53	57	0	0	6	0	0	64.0	46	20	18	6	5	17	1	65	3	2	.200	
Hughes,J	R	4	3	1.94	72	0	0	23	0	7	78.2	57	17	17	4	2	23	2	59	5	0	.212	
Iglesias,R	R	2	5	2.38	66	0	0	57	0	30	72.0	52	22	19	12	2	25	2	80	2	0	.199	
Lorenzen,M	R	4	2	3.11	45	3	0	10	0	1	81.0	78	32	28	6	3	34	2	54	2	0	.258	
+Mahle,T	R	7	9	4.98	23	23	0	0	0	0	112.0	125	68	62	22	3	53	7	110	1	0	.283	
+Mella,K	R	0	0	8.68	4	0	0	1	0	0	9.1	13	9	9	4	1	8	0	8	1	0	.351	
Pennington,C	R	0	0	9.00	1	0	0	1	0	0	1.0	1	1	1	0	0	2	0	1	0	0	.250	
Peralta,W	L	2	2	5.36	59	0	0	6	0	0	45.1	58	32	27	2	2	31	2	31	0	0	.302	
Quackenbush,K	R	0	1	11.00	10	0	0	1	0	0	9.0	13	11	11	3	0	6	1	7	0	0	.333	
+Rainey,T	R	0	0	24.43	8	0	0	2	0	0	7.0	13	19	19	4	0	12	1	7	0	0	.406	
Reed,C	L	1	3	3.98	17	7	0	2	0	0	43.0	45	21	19	5	2	15	0	42	2	0	.269	
+Reyes,J	R	0	0	3.18	5	0	0	1	0	0	5.2	4	4	2	1	1	2	0	2	1	0	.190	
Romano,S	R	8	11	5.31	39	25	0	1	0	0	145.2	155	92	86	23	4	53	6	105	7	0	.267	
+Shackelfor,K	R	0	1	7.88	5	0	0	1	0	0	8.0	13	8	7	0	1	4	1	7	1	0	.382	
Sims,L	R	0	0	7.47	9	0	0	2	0	0	15.2	15	13	13	3	2	13	1	16	0	0	.242	
CIN	R	0	0	6.75	3	0	0	0	0	0	5.1	3	4	4	1	1	5	0	6	0	0	.158	
+Stephens,J	R	2	3	4.93	29	0	0	12	0	0	38.1	50	30	21	7	3	15	3	33	3	0	.307	
Stephenson,R	R	0	2	9.26	4	3	0	0	0	0	11.2	17	12	12	2	0	12	3	11	2	1	.340	
+Weiss,Z	R	0	0	---	1	0	0	0	0	0	0.0	2	4	4	2	0	2	0	0	0	0	1.000	
Wisler,M	R	1	1	4.28	18	3	0	3	0	0	40.0	41	20	19	8	0	7	0	32	1	0	.265	
CIN	R	0	0	2.03	11	0	0	2	0	0	13.1	11	4	3	2	0	2	0	11	0	0	.224	
Reds		67	95	4.63	162	162	1	161	6	38	1441.0	1491	819	741	228	50	532	60	1258	48	8	.266	
Opponents		95	67	4.09	162	162	2	160	14	49	1455.0	1404	696	662	172	65	559	35	1376	43	1	.254	

+ Rookie

BULLPEN TOTALS, ETC.

Pitcher	1st Batter Retired	Inherited/ Scored	Saves/ Opps	Team Record
Alex Blandino, R (INF)	1-1	0-0	0-0	0-1
Austin Brice, R	21-33	13-3	0-0	6-27
Kyle Crockett, L	10-15	13-0	0-0	7-8
Brandon Dixon, R (INF/OF)	2-2	2-0	0-0	0-2
Phillip Ervin, R (OF)	1-1	1-0	0-0	0-1
Dylan Floro, R	18-25	8-5	0-0	7-18
Yovani Gallardo, R	2-3	0-0	0-0	0-3
Amir Garrett, L	47-66	44-8	0-2	35-31
David Hernandez, R	42-57	28-3	0-6	30-27
Jared Hughes, R	54-72	40-10	7-11	36-36
Raisel Iglesias, R	39-66	24-8	30-34	42-24
Michael Lorenzen, R	29-42	24-9	1-2	19-26
Keury Mella, R	1-4	5-1	0-0	0-4
Cliff Pennington, R (INF)	0-1	0-0	0-0	0-1
Wandy Peralta, L	40-59	35-9	0-0	23-36
Kevin Quackenbush, R	9-10	3-0	0-0	2-8
Tanner Rainey, R	3-8	8-5	0-0	1-7
Cody Reed, L	9-10	10-2	0-0	5-12
Jesús Reyes, R	4-5	1-1	0-0	0-5
Sal Romano, R	11-14	12-2	0-0	17-22
Kevin Shackelford, R	4-5	2-0	0-1	1-4
Lucas Sims, R	2-3	0-0	0-0	1-2
Jackson Stephens, R	20-29	19-9	0-0	5-24
Robert Stephenson, R	0-1	0-0	0-0	0-4
Zack Weiss, R	0-1	0-0	0-0	0-1
Matt Wisler, R	10-11	8-3	0-1	0-11

STARTERS & RELIEVERS

	w-l	era	ip	er	hr
Starters	41-68	5.02	838.2	468	151
Relievers	26-27	4.14	602.1	277	77

Reds Blown Saves (19)

Date	Opp.	Pitcher	Victim
4/24	Atl	Iglesias (1)	Mahle (1)
4/25	Atl	Shackelford (1)	Finnegan (1)
4/30	Mil	Hughes (1)	Finnegan (2)
5/19	ChC	Hernandez (1)	Castillo (1)
5/19	ChC	Iglesias (2)	Hernandez (1)
6/15	Pit	Lorenzen (1)	Harvey (1)
6/25	Atl	Hernandez (2)	Crockett (1)
6/28	Mil	Garrett (1)	DeSclafani (1)
7/2	CWS	Garrett (2)	Castillo (2)
7/3	CWS	Hernandez (3)	DeSclafani (2)
7/3	CWS	Iglesias (3)	Hernandez (2)
7/7	ChC	Hughes (2)	Harvey (2)
7/8	ChC	Hernandez (4)	Lorenzen (1)
8/21	Mil	Iglesias (4)	Romano (1)
8/29	Mil	Hernandez (5)	Romano (2)
9/2	STL	Hughes (3)	Sims (1)
9/14	ChC	Hernandez (6)	Harvey (3)
9/30	Pit	Wisler (1)	Romano (3)
9/30	Pit	Hughes (4)	Garrett (1)

Quality Starts (33-13)

Pitcher, Record in Quality Starts

Bailey	0-6	Castillo	8-3	DeSclafani	5-0
Harvey	6-2	Mahle	6-1	Reed	1-0
Romano	7-1				

Save Opportunities (38-57)

Pitcher, Saves-Save Opportunities

Garrett	0-2	Hernandez	0-6
Hughes	7-11	Iglesias	30-34
Lorenzen	1-2	Shackelford	0-1
Wisler	0-1		

Reds Shutouts (6)

Date	Opp.	Pitcher(s)	IP	H	R	ER	BB	SO	Result
4/2	vs ChC	Mahle (6.0), Hughes (1.0), Peralta (0.2), Iglesias (1.1)	9.0	2	0	0	5	11	W, 1-0
6/13	at KC	Mahle (6.1), Garrett (0.1), Hughes (1.0), Peralta (0.1), Iglesias (1.0)	9.0	5	0	0	3	1	W, 7-0
7/29	vs Phi	Castillo (7.0), Hernandez (1.0), Peralta (0.1), Iglesias (0.2)	9.0	8	0	0	1	14	W, 4-0
8/10	vs Ari	DeSclafani (7.0), Hughes (1.0), Iglesias (1.0)	9.0	5	0	0	0	10	W, 3-0
9/1	at StL	Castillo (6.2), Hernandez (1.0), Iglesias (1.1)	9.0	2	0	0	4	14	W, 4-0
9/29	vs Pit	Lorenzen (5.2), Hernandez (1.1), Hughes (1.0), Iglesias (1.0)	9.0	6	0	0	2	6	W, 3-0

Reds Complete Games (1)

Date	dec	ip	h	r	er	bb	k	hr	Pitcher / Catcher	Score (Career #)
7/31 at Det	L	8.0	3	2	2	1	6	1	Bailey / Barnhart	1-2 (7th)

REDS 2018 FIELDING STATISTICS

PLAYER	TEAM	T	PITCHER										
			PCT	RANK	G	GS	PO	A	E	TC	DP	TP	
Bailey,H	CIN	R	1.000	0	20	20	9	14	0	23	0	0	
Blandino,A	CIN	R	.000	0	1	0	0	0	0	0	0	0	
Brice,A	CIN	R	1.000	0	33	0	5	4	0	9	0	0	
Castillo,L	CIN	R	1.000	1	31	31	18	21	0	39	1	0	
Crockett,K	CIN	L	.000	0	15	0	0	0	0	0	0	0	
DeSclafani,A	CIN	R	.857	0	21	21	5	13	3	21	0	0	
Dixon,B	CIN	R	.000	0	2	0	0	0	0	0	0	0	
Ervin,P	CIN	R	.000	0	1	0	0	0	0	0	0	0	
Finnegan,B	CIN	L	1.000	0	5	5	0	5	0	5	0	0	
Floro,D	LA	#	1.000	0	54	0	6	8	0	14	0	0	
Gallardo,Y	CIN	R	.000	0	3	0	0	0	0	0	0	0	
Garrett,A	CIN	L	1.000	0	66	0	5	5	0	10	0	0	
Harvey,M	CIN	#	.968	0	32	28	15	15	1	31	0	0	
Hernandez,D	CIN	R	1.000	0	57	0	7	6	0	13	0	0	
Hughes,J	CIN	R	1.000	0	72	0	15	14	0	29	1	0	
Iglesias,R	CIN	R	.950	0	66	0	10	9	1	20	2	0	
Lorenzen,M	CIN	R	.952	0	45	3	8	12	1	21	1	0	
Mahle,T	CIN	R	.923	0	23	23	3	9	1	13	1	0	
Mella,K	CIN	R	1.000	0	4	0	1	2	0	3	0	0	
Pennington,C	CIN	R	.000	0	1	0	0	0	0	0	0	0	
Peralta,W	CIN	L	1.000	0	59	0	6	11	0	17	2	0	
Quackenbus,K	CIN	R	.000	0	10	0	0	0	0	0	0	0	
Rainey,T	CIN	R	1.000	0	8	0	0	1	0	1	0	0	
Reed,C	CIN	L	1.000	0	17	7	5	5	0	10	1	0	
Reyes,J	CIN	R	1.000	0	5	0	1	0	0	1	0	0	
Romano,S	CIN	R	.943	0	39	25	15	18	2	35	1	0	
Shackelfor,K	CIN	R	1.000	0	5	0	1	0	0	1	0	0	
Sims,L	CIN	#	1.000	0	9	0	1	0	0	1	0	0	
Stephens,J	CIN	R	1.000	0	29	0	4	7	0	11	1	0	
Stephenson,R	CIN	R	1.000	0	4	3	1	1	0	2	0	0	
Weiss,Z	CIN	R	.000	0	1	0	0	0	0	0	0	0	
Wisler,M	CIN	#	1.000	0	18	3	0	2	0	2	0	0	
#Floro,D	CIN	R	1.000	0	25	0	5	7	0	12	0	0	
#Floro,D	LA	R	1.000	0	29	0	1	1	0	2	0	0	
#Harvey,M	CIN	R	1.000	0	24	24	14	12	0	26	0	0	
#Harvey,M	NY	R	.800	0	8	4	1	3	1	5	0	0	
#Sims,L	ATL	R	1.000	0	6	0	1	0	0	1	0	0	
#Sims,L	CIN	R	.000	0	3	0	0	0	0	0	0	0	
#Wisler,M	ATL	R	1.000	0	7	3	0	1	0	1	0	0	
#Wisler,M	CIN	R	1.000	0	11	0	0	1	0	1	0	0	

CATCHER

PLAYER	TEAM	T	PCT	RANK	G	GS	PO	A	E	TC	DP	TP	PB
Barnhart,T	CIN	R	.998	2	118	113	871	53	2	926	4	0	4
Casali,C	CIN	R	.989	0	38	32	264	18	3	285	2	0	2
Cruz,T	CIN	R	1.000	0	6	6	58	3	0	61	0	0	0
Federowicz,T	CIN	R	1.000	0	4	1	9	0	0	9	0	0	0
Mesoraco,D	NY #	R	.998	0	67	66	552	24	1	577	6	0	8
Mesoraco,D	CIN	R	1.000	0	10	10	68	2	0	70	0	0	0
Mesoraco,D	NY	R	.998	0	57	56	484	22	1	507	6	0	8

FIRST BASE

PLAYER	TEAM	T	PCT	RANK	G	GS	PO	A	E	TC	DP	TP
Barnhart,T	CIN	R	.984	0	11	6	60	3	1	64	4	0
Blandino,A	CIN	R	1.000	0	1	0	3	0	0	3	0	0
Casali,C	CIN	R	1.000	0	6	3	28	4	0	32	2	0
Dixon,B	CIN	R	1.000	0	27	11	89	6	0	95	12	0
Duvall,A	ATL	R	.983	0	10	5	49	8	1	58	8	0
Gosselin,P	CIN	R	.750	0	1	0	3	0	1	4	0	0
Herrera,D	CIN	R	1.000	0	1	0	1	0	0	1	0	0
Mesoraco,D	NY	R	1.000	0	1	0	1	0	0	1	0	0
Votto,J	CIN	R	.996	5	139	137	1047	142	5	1194	101	0

SECOND BASE

PLAYER	TEAM	T	PCT	RANK	G	GS	PO	A	E	TC	DP	TP
Blandino,A	CIN	R	.980	0	21	10	22	27	1	50	12	0
Casali,C	CIN	R	.000	0	1	0	0	0	1	1	0	0
Dixon,B	CIN	R	1.000	0	8	3	11	10	0	21	4	0
Gennett,S	CIN	R	.983	5	142	140	280	374	11	665	101	0
Gosselin,P	CIN	R	.000	0	1	0	0	0	0	0	0	0
Herrera,D	CIN	R	1.000	0	13	8	14	17	0	31	4	0
Herrera,R	CIN	R	1.000	0	1	1	1	3	0	4	0	0
Trahan,B	CIN	R	.000	0	3	0	0	0	0	0	0	0

THIRD BASE

PLAYER	TEAM	T	PCT	RANK	G	GS	PO	A	E	TC	DP	TP
Blandino,A	CIN	R	.920	0	15	10	7	16	2	25	4	0
Dixon,B	CIN	R	1.000	0	6	3	1	8	0	9	1	0
Duvall,A	ATL	R	.000	0	1	0	0	0	0	0	0	0
Gosselin,P	CIN	R	1.000	0	8	2	2	8	0	10	0	0
Herrera,D	CIN	R	1.000	0	4	2	1	4	0	5	0	0
Pennington,C	CIN	R	.882	0	8	5	1	14	2	17	1	0
Suarez,E	CIN	R	.948	8	143	140	94	250	19	363	23	0
Trahan,B	CIN	R	1.000	0	2	0	1	1	0	2	0	0

SHORTSTOP

PLAYER	TEAM	T	PCT	RANK	G	GS	PO	A	E	TC	DP	TP
Blandino,A	CIN	R	.941	0	11	6	12	20	2	34	8	0
Pennington,C	CIN	R	1.000	0	5	1	1	2	0	3	1	0
Peraza,J	CIN	R	.962	13	156	152	161	403	22	586	85	0
Suarez,E	CIN	R	1.000	0	3	1	2	3	0	5	0	0
Trahan,B	CIN	R	1.000	0	5	2	4	5	0	9	3	0

OUTFIELDERS

PLAYER	TEAM	T	PCT	RANK	G	GS	PO	A	E	TC	DP	TP
Aquino,A	CIN	R	.000	0	1	0	0	0	0	0	0	0
Blandino,A	CIN	R	.000	0	2	0	0	0	0	0	0	0
Dixon,B	CIN	R	1.000	0	25	5	9	0	0	9	0	0
Duvall,A	ATL #	R	.995	0	103	86	179	7	1	187	2	0
Ervin,P	CIN	R	.974	0	70	56	111	3	3	117	0	0
Gosselin,P	CIN	R	1.000	0	1	0	2	0	0	2	0	0
Guerrero,G	CIN	R	.800	0	5	2	4	0	1	5	0	0
Hamilton,B	CIN	R	.994	7	150	138	348	12	2	362	1	0
Herrera,D	CIN	R	1.000	0	11	7	14	0	0	14	0	0

Catchers' ERA & Stolen Base Percentage

Catcher	W-L	ERA	Inn.	ER	PB	E	SB	CS	CS%
Barnhart	47-66	4.93	991.0	543	4	2	51	13	20%
Casali	16-16	3.52	297.0	116	22	3	19	5	21%
Cruz	4-2	4.50	54.0	27	0	0	1	0	0%
Federowicz	0-1	2.65	17.0	5	0	0	1	0	0%
Mesoraco	0-10	5.93	82.0	54	0	0	7	1	13%
Team Totals	67-95	4.63	1441.0	741	9	12	79	19	19%

2018 WON-LOST BREAKDOWN

Club	Home		Road		Total
	W-L	W-L	W-L	W-L	W-L
vs Atl	2-2	2-1	4-3		
vs Mia	1-2	1-3	2-5		
vs NYM	2-1	1-2	3-3		
vs Phi	3-1	0-3	3-4		
vs Wsh	0-3	1-3	1-6		
vs East	8-9	5-12	13-21		
vs Chi	6-3	2-8	8-11		
vs Mil	3-7	3-6	6-13		
vs Pit	3-6	2-8	5-14		
vs StL	3-7	4-5	7-12		
vs Central	15-23	11-27	26-50		
vs Ari	2-1	1-2	3-3		
vs Col	1-2	1-2	2-4		
vs LA	2-1	4-0	6-1		
vs SD	2-2	1-2	3-4		
vs SF	3-0	1-2	4-2		
vs West	10-6	8-8	18-14		
vs NL	33-38	24-47	57-85		
vs Cle	0-3	2-1	2-4		
vs Chi	2-1	0-0	2-1		
vs Det	2-0	0-2	2-2		
vs KC	0-2	2-0	2-2		
vs Min	0-0	2-1	2-1		
vs AL	4-6	6-4	10-10		
Totals	37-44	30-51	67-95		

MISC.	HOME	ROAD	TOTAL
	W-L	W-L	W-L
SHUTOUTS	4-3	2-11	6-14
SHO - INDIVIDUAL	0-0	0-1	0-1
EXTRA INNINGS	5-7	2-5	7-12
1-RUN DECISIONS	6-14	4-15	10-29
2-RUN DECISIONS	8-6	9-7	17-13
Vs LH STARTERS	12-13	10-13	22-26
Vs RH STARTERS	25-31	20-38	45-69
GRASS FIELDS	37-44	30-51	67-95
ARTIFICIAL FIELDS	0-0	0-0	0-0
DAY GAMES	16-15	11-22	27-37
NIGHT GAMES	21-29	19-29	40-58

	REDS	OPP.
	W	L
DOUBLE PLAYS	144	148
TRIPLE PLAYS	0	0
LEFT ON BASE	1179	1137
GRAND SLAM HR	11	4
HOME RUNS - HOME	98	135
HOME RUNS - ROAD	74	93
STARTERS	41	68
RELIEVERS	26	27
STREAKS	7	8

Reds Record When...

Score First.....	45-25	Hit At Least 1 HR.....	54-55
Opponent Scores First.....	22-70	Hit No HR.....	13-40
Out-Hit Opp./Even.....	58-27	Score 3 Runs Or Fewer.....	10-61
Out-Hit By Opponent.....	9-68	Score 4 Runs Or More.....	57-34
Commit An Error.....	46-45	Decided in Last At-Bat.....	12-17
Commit No Errors.....	21-50	Walkoff Wins & Losses.....	6-5
Lead After 7 Innings.....	57-3	Steal At Least 1 Base.....	24-24
Tied After 7 Innings.....	4-11	Steal No Bases.....	43-71
Trail After 7 Innings.....	5-81	1-Run Games.....	10-29
Lead After 8 Innings.....	57-1	Extra-Inning Games.....	7-12
Tied After 8 Innings.....	5-10	Come-From-Behind Wins.....	29
Trail After 8 Innings.....	4-84	Losses After Leading.....	34

Reds Extra-Inning Games (7-12)

Date	Opp.	H-R	Score	Innings	Winning Pitcher	Losing Pitcher
4/11	at Phi	R-N	L, 3-4	12	Rios, 1-0	Brice, 0-1
4/24	vs Atl	H-N	W, 9-7	12	Hughes, 1-2	Fried, 0-1
5/9	vs NYM	H-D	W, 2-1	10	Iglesias, 1-0	Ramos, 1-2
5/19	vs Chc	H-D	W, 5-4	11	Floro, 1-0	Wilson, 1-1
5/23	vs Pit	H-N	L, 4-5	12	Brault, 4-1	Floro, 1-1
6/7	vs Col	H-D	W, 7-5	13	Floro, 2-1	Rusin, 0-2
6/8	vs StL	H-N	L, 6-7	10	Norris, 3-1	Iglesias, 1-1
6/12	at KC	R-N	W, 5-1	10	Hernandez, 2-0	McCarthy, 4-3
6/25	at Atl	R-N	L, 4-5	11	Jackson, 1-0	Floro, 2-2
7/3	vs CWS	H-N	L, 8-12	12	Santiago, 3-3	Stephens, 2-1
7/8	at Chc	R-D	L, 5-6	10	Farrell, 3-3	Stephens, 2-2
7/24	vs StL	H-N	L, 2-4	11	Tuivailala, 3-3	Garrett, 0-2
8/17	vs SF	H-N	W, 2-1	11	Hernandez, 5-0	Black, 2-2
8/24	at Chc	R-D	L, 2-3	10	Chavez, 1-1	Iglesias, 2-2
8/29	vs Mil	H-N	L, 12-13	10	Jeffress, 7-1	Iglesias, 2-3
8/30	vs Mil	H-D	L, 1-2	11	Soria, 1-0	Brice, 2-3
9/2	at StL	R-D	W, 6-4	10	Lorenzen, 2-1	Norris, 3-4
9/21	at Mia	R-N	L, 0-1	10	Barracough, 1-6	Hernandez, 5-2
9/30	vs Pit	H-D	L, 5-6	10	Feliz, 1-2	Stephens, 2-3

Reds Walkoff Wins (6)

Date	Batter	Winning Hit	Inning	Score	Opp.
4-24	Scooter Gennett	2-run Home Run	12	9-7	Atl
5-9	Adam Duvall	Solo Home Run	10	2-1	NYM
5-19 (11)	Billy Hamilton	RBI Walk	11	5-4	Chc
6-7	Jesse Winker	2-run Home Run	13	7-5	Col
7-23	Dilson Herrera	RBI Single to CF	9	2-1	StL
8-17	Phil Ervin	Solo Home Run	11	2-1	SF

Ejections

Date	Opp.	Ejected	Umpire	Reason
6/27	at Atl	Joey Votto	Carlos Torres	Balls & Strikes
7/3	vs CWS	Jim Riggleman	Eric Cooper	Balls & Strikes
8/4 (2)	at Wsh	Tucker Barnhart	Andy Fletcher	Balls & Strikes

2018 Disabled List (18 players, 19 appearances)

Player/Injury	On DL	Date Eligible	Off DL	^Games Missed
Rookie Davis (R hip)	3/2	5/28	8/27	56-75
Anthony DeSclafani (L oblique)	3/29	5/28	6/5	21-39
Brandon Finnegan (L biceps)	3/29	4/5	4/14	2-11
David Hernandez (R shoulder)	3/29	4/5	4/27	5-20
Michael Lorenzen (R shoulder)	3/29	4/8	5/23	17-32
Kevin Shackelford (R forearm)	3/29	4/5	4/24	4-18
1-Scott Schebler (R ulnar nerve)	4/9	4/16	4/20	1-9
Eugenio Suárez (R thumb)	4/9	4/19	4/26	3-13
Austin Brice (Mid-back)	5/23	5/30	6/2	4-5
Raisel Iglesias (L biceps)	5/23	5/30	5/30	2-5
Homer Bailey (R knee)	6/2	6/9	7/24	23-19
2-Scott Schebler (R shoulder)	7/18	7/25	8/25	13-20
Alex Blandino (R knee)	7/21	9/19	-	24-41
Jackson Stephens (R knee)	7/24	8/2	8/29	13-19
Jesse Winker (R shoulder)	7/26	8/3	-	22-38
Joey Votto (R lower leg)	8/17	8/26	8/30	5-7
Amir Garrett (L foot)	8/29	9/5	9/10	4-8
Robert Stephenson (R shoulder)	8/30	9/6	10/1	10-19
Keury Mella (L oblique)	9/4	2019	-	8-16

Alex Blandino, Jesse Winker and Keury Mella finished the season on the 60-day disabled list

^ Team record in number of games missed while on the DL

Reds by Game/Sweeps
REDS BY DAY

Mon (7-11), Tue (12-12), Wed (8-16), Thu (5-9),
Fri (11-15), Sat (14-15), Sun (10-17)

REDS BY MONTH

March/April (7-22), May (13-15), June (*15-11),
1st Half (43-53)

July (13-11), August (9-19), September (10-17),
2nd Half (22-42)

* Best record in NL Central Division

REDS BY SERIES / GAME

Series: W (17-), L (31), Split (3),

Sweeps (5), Were Swept (11)

Game: G1 (21-31), G2 (22-29), G3 (20-27), G4 (4-8)

Sweeps: 5/10-5/13 at LAD (4g), 6/12-6/13 at KC (2g),

6/19-6/20 at Det (2g), 7/21-6/24 at Chc (4g),

8/17-8/19 vs SF (3g)

Swept By: 3/30-4/1 vs Wsh (3g), 4/9-4/11 at Phi (3g),

4/12-4/15 vs StL (4g), 4/20-4/22 at StL (3g),

4/30-5/2 vs Mil (3g), 7/20-7/22 vs Pit (3g),

7/31-8/1 at Det (2g),

8/13-8/15 vs Cle (3g), 8/23-8/26 at Chc (4g),

9/3-9/5 at Pit (3g), 9/25-9/26 vs KC (2g)

2018 DAY-BY-DAY RESULTS

G	Date	Opp.	H-R D-N	W-L	Score	Winning Pitcher	Losing Pitcher	Save	Rec.	Pos.	GA GB	Anncd. Att.
	3/29	vs Wsh			Postponed by rain on 3/28, played 3/30					0-0	T3	-0.5
1	3/30	vs Wsh	H-D	L	0-2	Scherzer, 1-0	Bailey, 0-1	Doolittle, 1	0-1	T4	-1.5	43,878
2	3/31	vs Wsh	H-D	L	7-13	Strasburg, 1-0	Castillo, 0-1		0-2	T4	-2.5	27,341
3	4/1	vs Wsh	H-D	L	5-6	Gonzalez, 1-0	Romano, 0-1	Doolittle, 2	0-3	5	-3.0	10,355
4	4/2	vs Chc	H-D	W	1-0	Mahle, 1-0	Chatwood, 0-1	Iglesias, 1	1-3	5	-3.0	18,963
	4/3	vs Chc	H-N		Postponed by rain after 1:24 delay at start, played 5/19				1-3	5	-3.0	
	4/4	off day							1-3	5	-2.5	
5	4/5	at Pit	R-N	L	2-5	Braut, 2-0	Bailey, 0-2	Rivero, 3	1-4	5	-3.5	9,227
6	4/6	at Pit	R-N	L	3-14	Williams, 2-0	Castillo, 0-2		1-5	5	-4.5	11,115
7	4/7	at Pit	R-N	W	7-4	Peralta, 1-0	Kontos, 0-1	Iglesias, 2	2-5	5	-3.5	14,336
8	4/8	at Pit	R-D	L	0-5	TAILLON, 2-0	Mahle, 1-1		2-6	5	-4.5	11,251
9	4/9	at Phi	R-N	L	5-6	Garcia, 1-1	Quackenbush, 0-1	Neris, 1	2-7	5	-5.0	18,127
10	4/10	at Phi	R-N	L	1-6	Nola, 1-0	Hughes, 0-1		2-8	5	-6.0	20,895
11	4/11	at Phi	R-N	L	3-4 (12)	Rios, 1-0	Brice, 0-1		2-9	5	-6.0	19,099
12	4/12	vs StL	H-N	L	4-13	Wacha, 2-1	Brice, 0-2	Mayers, 1	2-10	5	-7.0	11,128
13	4/13	vs StL	H-N	L	3-5	Weaver, 2-0	Mahle, 1-2	Norris, 2	2-11	5	-7.0	19,561
14	4/14	vs StL	H-D	L	1-6	Mikolas, 2-0	Finnegan, 0-1		2-12	5	-8.0	19,213
15	4/15	vs StL	H-D	L	2-3	Martinez, 2-1	Bailey, 0-3	Norris, 3	2-13	5	-9.0	15,557
16	4/16	at Mil	R-N	W	10-4	Castillo, 1-2	Suter, 1-2		3-13	5	-8.0	28,677
17	4/17	at Mil	R-N	L	0-2	Jennings, 2-0	Romano, 0-2	Hader, 2	3-14	5	-8.0	31,345
18	4/18	at Mil	R-D	L	0-2	Davies, 1-2	Mahle, 1-3	Barnes, 2	3-15	5	-9.0	27,343
	4/19	off day			Replaced manager Bryan Price, pitching coach Mack Jenkins				3-15	5	-8.5	
19	4/20	at StL	R-N	L	2-4	Wacha, 3-1	Finnegan, 0-2	Norris, 5	3-16	5	-8.5	43,303
20	4/21	at StL	R-D	L	3-4	Hicks, 1-0	Hughes, 0-2		3-17	5	-9.0	42,382
21	4/22	at StL	R-D	L	2-9	Mikolas, 3-0	Castillo, 1-3		3-18	5	-10.0	44,430
22	4/23	vs Atl	H-N	W	10-4	Romano, 1-2	Freeman, 0-1	Iglesias, 3	4-18	5	-9.5	9,463
23	4/24	vs Atl	H-N	W	9-7 (12)	Hughes, 1-2	Fried, 0-1		5-18	5	-9.5	14,139
24	4/25	vs Atl	H-N	L	4-5	Winkler, 1-0	Shackelford, 0-1	Minter, 1	5-19	5	-10.5	13,113
25	4/26	vs Atl	H-D	L	4-7	Freeman, 1-1	Peralta, 1-1	Vizcaino, 2	5-20	5	-10.5	11,919
26	4/27	at Min	R-N	W	15-9	Hernandez, 1-0	Duffey, 0-1		6-20	5	-9.5	25,002
27	4/28	at Min	R-D	L	1-3	Odorizzi, 2-2	Romano, 1-3	Rodney, 3	6-21	5	-10.0	27,115
28	4/29	at Min	R-D	W	8-2	Mahle, 2-3	Berrios, 2-3		7-21	5	-10.0	25,677
29	4/30	vs Mil	H-N	L	5-6	Woodruff, 1-0	Peralta, 1-2	Hader, 4	7-22	5	-10.5	9,536
30	5/1	vs Mil	H-N	L	6-7	Anderson, 3-2	Bailey, 0-4	Jeffress, 1	7-23	5	-10.5	12,933
31	5/2	vs Mil	H-N	L	1-3	Miley, 1-0	Castillo, 1-4	Jeffress, 2	7-24	5	-11.5	10,346
	5/3	off day							7-24	5	-11.5	
32	5/4	vs Mia	H-N	W	4-1	Romano, 2-3	Chen, 1-1	Iglesias, 4	8-24	5	-11.0	22,610
33	5/5	vs Mia	H-N	L	0-6	Smith, 2-3	Mahle, 2-4		8-25	5	-12.0	19,609
34	5/6	vs Mia	H-D	L	5-8	Wittgren, 1-0	Finnegan, 0-3	Ziegler, 4	8-26	5	-13.0	19,800
35	5/7	vs NYM	H-N	L	6-7	Gsellman, 4-0	Bailey, 0-5	Familia, 10	8-27	5	-13.0	15,187
36	5/8	vs NYM	H-N	W	7-2	Castillo, 2-4	Vargas, 0-3		9-27	5	-12.0	14,804
37	5/9	vs NYM	H-D	W	2-1 (10)	Iglesias, 1-0	Ramos, 1-2		10-27	5	-11.5	16,452

G	Date	Opp.	H-R D-N	W-L	Score	Winning Pitcher	Losing Pitcher	Save	Rec.	Pos.	GA GB	Anncd. Att.
38	5/10	at LAD	R-N	W	4-1	Mahle, 3-4	Buehler, 2-1	Iglesias, 5	11-27	5	-11.5	47,383
39	5/11	at LAD	R-N	W	6-2	Brice, 1-2	Maeda, 2-3	Iglesias, 6	12-27	5	-11.5	46,979
40	5/12	at LAD	R-N	W	5-3	Bailey, 1-5	Chargois, 1-1	Hughes, 1	13-27	5	-10.5	49,911
41	5/13	at LAD	R-D	W	5-3	Castillo, 3-4	Hill, 1-2	Iglesias, 7	14-27	5	-10.0	44,787
42	5/14	at SF	R-N	L	7-10	Stratton, 4-3	Romano, 2-4		14-28	5	-11.0	36,156
43	5/15	at SF	R-N	L	3-5	Johnson, 2-1	Mahle, 3-5	Strickland, 9	14-29	5	-11.0	37,809
44	5/16	at SF	R-D	W	6-3	Hughes, 2-2	Suárez, 1-3	Iglesias, 8	15-29	5	-11.0	38,662
	5/17				off day				15-29	5	-11.5	
45	5/18	vs Chc	H-N	L	1-8	Lester, 4-1	Bailey, 1-6		15-30	5	-12.0	22,060
46	5/19	vs Chc	H-D	W	5-4 (11)	Floro, 1-0	Wilson, 1-1		16-30			19,046
47	5/19	vs Chc	H-N	L	0-10	Quintana, 5-3	Romano, 2-5		16-31	5	-12.5	26,082
48	5/20	vs Chc	H-D	L	1-6	Darvish, 1-3	Mahle, 3-6		16-32	5	-12.5	26,988
	5/21				off day				16-32	5	-13.0	
49	5/22	vs Pit	H-N	W	7-2	Harvey, 1-2	Tailon, 2-4		17-32	5	-13.0	16,144
50	5/23	vs Pit	H-N	W	4-5 (12)	Brault, 4-1	Floro, 1-1	Crick, 1	17-33	5	-14.0	18,659
51	5/24	vs Pit	H-D	W	5-4	Castillo, 4-4	Nova, 2-5	Hughes, 2	18-33	5	-13.0	14,853
52	5/25	at Col	R-N	L	4-5	Gray, 5-6	Romano, 2-6	Davis, 18	18-34	5	-14.0	33,193
53	5/26	at Col	R-N	W	6-5	Lorenzen, 1-0	Rusin, 0-1	Hughes, 3	19-34	5	-14.0	42,844
54	5/27	at Col	R-D	L	2-8	Márquez, 4-5	Harvey, 1-3		19-35	5	-15.0	36,387
55	5/28	at Ari	R-D	L	5-12	Koch, 3-3	Bailey, 1-7		19-36	5	-16.0	29,924
56	5/29	at Ari	R-N	L	2-5	Godley, 5-4	Castillo, 4-5	Boxberger, 13	19-37	5	-16.0	20,046
57	5/30	at Ari	R-D	W	7-4	Romano, 3-6	Corbin, 5-2	Iglesias, 9	20-37	5	-16.0	18,340
	5/31				off day				20-37	5	-16.0	
58	6/1	at SD	R-N	W	7-2	Mahle, 4-6	Lockett, 0-1	Lorenzen, 1	21-37	5	-15.0	25,729
59	6/2	at SD	R-N	L	2-8	Lauer, 2-3	Harvey, 1-4		21-38	5	-16.0	31,710
60	6/3	at SD	R-D	L	3-6	Ross, 5-3	Castillo, 4-6	Yates, 1	21-39	5	-16.0	25,377
	6/4				off day				21-39	5	-16.0	
61	6/5	vs Col	H-N	L	6-9	Freeland, 6-5	DeSclafani, 0-1	Davis, 19	21-40	5	-16.0	21,944
62	6/6	vs Col	H-N	L	3-6	Gray, 6-6	Romano, 3-7	Davis, 20	21-41	5	-16.0	19,762
63	6/7	vs Col	H-D	W	7-5 (13)	Floro, 2-1	Rusin, 0-2		22-41	5	-15.5	15,957
64	6/8	vs StL	H-N	L	6-7 (10)	Norris, 3-1	Iglesias, 1-1	Brebbia, 2	22-42	5	-16.5	26,144
65	6/9	vs StL	H-D	L	4-6	Wacha, 8-1	Castillo, 4-7	Hicks, 1	22-43	5	-17.5	34,469
66	6/10	vs StL	H-D	W	6-3	DeSclafani, 1-1	Martínez, 2-2	Hughes, 4	23-43	5	-16.5	19,344
	6/11				off day				23-43	5	-16.5	
67	6/12	at KC	R-N	W	5-1 (10)	Hernandez, 2-0	McCarthy, 4-3		24-43	5	-16.0	20,476
68	6/13	at KC	R-N	W	7-0	Mahle, 5-6	Hammel, 2-7		25-43	5	-16.0	24,899
	6/14				off day				25-43	5	-16.0	
69	6/15	at Pit	R-N	L	2-3	Kuhl, 5-4	Harvey, 1-5	Vazquez, 13	25-44	5	-17.0	23,007
70	6/16	at Pit	R-D	L	2-6	Castillo, 4-8	Nova, 4-5		25-45	5	-17.0	27,479
71	6/17	at Pit	R-D	W	8-6	DeSclafani, 2-1	Musgrove, 2-2	Iglesias, 10	26-45	5	-16.0	23,042
	6/18				off day				26-45	5	-15.5	
72	6/19	vs Det	H-N	W	9-5	Romano, 4-7	Boyd, 4-5		27-45	5	-15.5	31,085
73	6/20	vs Det	H-D	W	5-3	Mahle, 6-6	Fulmer, 3-6	Iglesias, 11	28-45	5	-15.0	19,177
74	6/21	vs Det	H-D	W	6-2	Harvey, 2-5	Hendricks, 5-7	Hughes, 5	29-45	5	-15.0	19,581
75	6/22	vs Chc	H-N	W	6-3	Castillo, 5-8	Quintana, 6-6	Iglesias, 12	30-45	5	-15.0	25,885
76	6/23	vs Chc	H-D	W	11-2	DeSclafani, 3-1	Farrell, 2-3		31-45	5	-14.0	36,818
77	6/24	vs Chc	H-D	W	8-6	Stephens, 1-0	Strop, 3-1	Iglesias, 13	32-45	5	-13.0	30,508
78	6/25	at Atl	R-N	L	4-5 (11)	Jackson, 1-0	Floro, 2-2		32-46	5	-13.5	27,851
79	6/26	at Atl	R-N	W	5-3	Harvey, 3-5	Sanchez, 3-2	Iglesias, 14	33-46	5	-13.5	28,356
80	6/27	at Atl	R-D	W	6-5	Stephens, 2-0	Freeman, 2-4	Iglesias, 15	34-46	5	-12.5	30,207
81	6/28	vs Mil	H-N	L	4-6	Guerra, 4-5	Garrett, 0-1	Knebel, 8	34-47	5	-13.5	20,347
82	6/29	vs Mil	H-N	L	2-8	Anderson, 6-6	Romano, 4-8		34-48	5	-14.5	26,130
83	6/30	vs Mil	H-D	W	12-3	Hernandez, 3-0	Zagurski, 0-1		35-48	5	-13.5	24,640
84	7/1	vs Mil	H-D	W	8-2	Harvey, 4-5	Peralta, 3-1		36-48	5	-12.5	18,483
85	7/2	vs CWS	H-N	W	5-3	Floro, 3-2	Volstad, 1-5	Iglesias, 16	37-48	5	-12.5	16,727
86	7/3	vs CWS	H-N	L	8-12 (12)	Santiago, 3-3	Stephens, 2-1		37-49	5	-13.5	22,742
87	7/4	vs CWS	H-N	W	7-4	Romano, 5-8	Covey, 3-4	Hughes, 6	38-49	5	-13.5	24,442
	7/5				off day				38-49	5	-14.0	
88	7/6	at Chc	R-D	W	3-2	Mahle, 7-6	Montgomery, 3-3	Iglesias, 17	39-49	5	-14.0	41,434
89	7/7	at Chc	R-D	L	7-8	Rosario, 4-0	Hughes, 2-3	Morrow, 20	39-50	5	-14.0	41,538
90	7/8	at Chc	R-D	L	5-6 (10)	Farrell, 3-3	Stephens, 2-2		39-51	5	-15.0	38,655
91	7/9	at Cle	R-N	W	7-5	DeSclafani, 4-1	Clevinger, 7-4	Iglesias, 18	40-51	5	-14.0	22,561
92	7/10	at Cle	R-N	W	7-4	Crockett, 1-0	Allen, 2-4	Iglesias, 19	41-51	5	-14.0	21,908
93	7/11	at Cle	R-N	L	4-19	Carrasco, 10-5	Mahle, 7-7	Plutko, 1	41-52	5	-14.0	22,215
	7/12				off day				41-52	5	-13.5	
94	7/13	at StL	R-N	W	9-1	Harvey, 5-5	Martínez, 6-5		42-52	5	-12.5	45,891
95	7/14	at StL	R-D	W	8-2	Brice, 2-2	Hicks, 3-2		43-52	5	-12.5	44,668
96	7/15	at StL	R-D	L	4-6	Gant, 3-3	DeSclafani, 4-2	Hicks, 2	43-53	5	-13.5	45,808
7/16					1-Mobile Home Run Derby, Nationals Park (Winner - Wsh's Bryce Harper)							
7/17					All-Star Game presented by Mastercard, Nationals Park (AL 8, NL 6, 10 innings, MVP - Hou's Alex Bregman)							
7/18					All-Star Break							
7/19					All-Star Break							

G	Date	Opp.	H-R	W-L	Score	Winning Pitcher	Losing Pitcher	Save	Rec.	Pos.	GA GB	Anncd. Att.
97	7/20	vs Pit	H-N	L	1-12	Taillon, 7-7	Mahle, 7-8		43-54	5	-14.0	20,726
98	7/21	vs Pit	H-N	L	2-6	Kingham, 5-4	DeSclafani, 4-3		43-55	5	-14.5	23,244
99	7/22	vs Pit	H-D	L	2-9	Nova, 6-6	Harvey, 5-6		43-56	5	-15.5	23,615
100	7/23	vs StL	H-N	W	2-1	Hughes, 3-3	Norris, 3-3		44-56	5	-14.5	17,518
101	7/24	vs StL	H-N	L	2-4 (11)	Tuivailala, 3-3	Garrett, 0-2	Norris, 19	44-57	5	-14.5	18,379
102	7/25	vs StL	H-D	W	7-3	Romano, 6-8	Flaherty, 4-5		45-57	5	-14.5	20,940
103	7/26	vs Phi	H-N	L	4-9	Suárez, 1-0	Lorenzen, 1-1		45-58	5	-15.5	17,031
104	7/27	vs Phi	H-N	W	6-4	Hernandez, 4-0	Pivetta, 6-9	Iglesias, 20	46-58	5	-14.5	24,776
105	7/28	vs Phi	H-N	W	6-2	Peralta, 2-2	Hunter, 2-1	Hughes, 7	47-58	5	-13.5	35,249
106	7/29	vs Phi	H-D	W	4-0	Castillo, 6-8	Eflin, 7-3	Iglesias, 21	48-58	5	-13.5	21,649
	7/30				off day				48-58	5	-13.5	
107	7/31	at Det	R-N	L	1-2	Boyd, 6-9	BAILEY, 1-8	Greene, 22	48-59	5	-13.5	24,929
108	8/1	at Det	R-D	L	4-7	VerHagen, 2-2	Romano, 6-9	Greene, 23	48-60	5	-14.5	24,952
109	8/2	at Wsh	R-N	L	4-10	Scherzer, 15-5	Mahle, 7-9		48-61	5	-14.5	28,845
	8/3	at Wsh	R-N			Postponed by rain prior to first pitch, played 8/4						
	8/3	at Wsh	R-N						48-61	5	-15.0	
110	8/4	at Wsh	R-D	W	7-1	DeSclafani, 5-3	Gonzalez, 6-8		49-61	5		32,687
111		at Wsh	R-N	L	2-6	Hellickson, 5-2	Harvey, 5-7		49-62	5	-15.5	36,149
112	8/5	at Wsh	R-D	L	1-2	Roark, 6-12	Castillo, 6-9	Herrera, 17	49-63	5	-15.5	33,486
113	8/6	at NYM	R-N	L	4-6	Syndergaard, 7-2	Bailey, 1-9	Blevins, 1	49-64	5	-16.5	21,644
114	8/7	at NYM	R-N	W	6-1	Romano, 7-9	Vargas, 2-8		50-64	5	-16.5	22,207
115	8/8	at NYM	R-D	L	0-8	deGrom, 6-7	Stephenson, 0-1		50-65	5	-16.5	24,287
	8/9				off day				50-65	5	-16.5	
116	8/10	vs Ari	H-N	W	3-0	DeSclafani, 6-3	Buchholz, 5-2	Iglesias, 22	51-65	5	-16.5	19,089
117	8/11	vs Ari	H-N	W	6-3	Garrett, 1-2	Bradley, 3-4	Iglesias, 23	52-65	5	-15.5	29,348
118	8/12	vs Ari	H-D	L	2-9	Godley, 13-6	Castillo, 6-10		52-66	5	-16.5	17,909
119	8/13	vs Cle	H-N	L	3-10	Clevinger, 8-7	Bailey, 1-10		52-67	5	-17.0	20,607
120	8/14	vs Cle	H-N	L	1-8	Kluber, 15-6	Romano, 7-10		52-68	5	-17.0	19,034
121	8/15	vs Cle	H-N	L	3-4	Otero, 2-1	Reed, 0-1	Hand, 28	52-69	5	-18.0	17,275
	8/16				off day				52-69	5	-18.5	
122	8/17	vs SF	H-N	W	2-1 (11)	Hernandez, 5-0	Black, 2-2		53-69	5	-18.5	19,540
123	8/18	vs SF	H-N	W	7-1	Harvey, 7-1	Bumgarner, 4-5		54-69	5	-17.5	23,878
124	8/19	vs SF	H-D	W	11-4	Castillo, 7-10	Suárez, 4-9		55-69	5	-16.5	22,756
125	8/20	at Mil	R-N	L	2-5	Anderson, 8-7	Bailey, 1-11	Jeffress, 5	55-70	5	-17.0	27,590
126	8/21	at Mil	R-N	W	9-7	Iglesias, 2-1	Jennings, 4-5		56-70	5	-16.0	29,467
127	8/22	at Mil	R-D	L	0-4	Peralta, 6-4	Stephenson, 0-2	Jeffress, 6	56-71	5	-17.0	33,058
128	8/23	at Chc	R-N	L	1-7	HAMELS, 9-9	DeSclafani, 6-4		56-72	5	-18.0	41,130
129	8/24	at Chc	R-D	L	2-3 (10)	Chavez, 1-1	Iglesias, 2-2		56-73	5	-19.0	37,760
130	8/25	at Chc	R-D	L	6-10	Quintana, 11-7	Castillo, 7-11		56-74	5	-20.0	41,205
131	8/26	at Chc	R-D	L	0-9	Hendricks, 10-10	Bailey, 1-12		56-75	5	-21.0	40,331
	8/27				off day				56-75	5	-21.5	
132	8/28	vs Mil	H-N	W	9-7	DeSclafani, 7-4	Guerra, 6-9	Iglesias, 24	57-75	5	-21.0	13,242
133	8/29	vs Mil	H-N	L	12-13 (10)	Jeffress, 7-1	Iglesias, 2-3		57-76	5	-21.5	11,777
134	8/30	vs Mil	H-D	L	1-2 (11)	Soria, 1-0	Brice, 2-3	Hader, 11	57-77	5	-22.5	13,403
135	8/31	at StL	R-N	L	5-12	Gomber, 5-0	Bailey, 1-13		57-78	5	-22.5	42,365
136	9/1	at StL	R-N	W	4-0	Castillo, 8-11	Poncedeleon, 0-1		58-78	5	-22.5	46,368
137	9/2	at StL	R-D	W	6-4 (10)	Lorenzen, 2-1	Norris, 3-4	Iglesias, 25	59-78	5	-22.5	45,743
138	9/3	at Pit	R-D	L	1-5	Williams, 12-9	Harvey, 6-8		59-79	5	-22.5	13,843
139	9/4	at Pit	R-N	L	3-7	Musgrove, 6-8	Reed, 0-2		59-80	5	-22.5	8,855
140	x 9/5	at Pit	R-N	L	2-3	Taillon, 12-9	Bailey, 1-14	Vazquez, 30	59-81	5	-23.5	9,560
141	9/6	vs SD	H-N	L	2-6	JCastillo, 2-2	LCastillo, 8-12		59-82	5	-24.5	14,303
142	9/7	vs SD	H-N	W	12-6	Lorenzen, 3-1	Strahm, 3-4		60-82	5	-24.0	14,854
143	9/8	vs SD	H-D	W	7-2 (7)	Harvey, 7-8	Erlin, 3-6		61-82	5	-22.5	20,977
144	9/9	vs SD	H-D	L	6-7	Stammen, 7-2	Iglesias, 2-4	Yates, 7	61-83	5	-23.0	18,424
145	y 9/10	vs LAD	H-N	W	10-6	Hughes, 4-3	Wood, 8-7		62-83	5	-22.0	12,161
146	9/11	vs LAD	H-N	W	3-1	Castillo, 9-2	Ryu, 4-3	Iglesias, 26	63-83	5	-22.0	14,964
147	9/12	vs LAD	H-D	L	1-8	Ferguson, 6-2	DeSclafani, 7-5		63-84	5	-22.0	15,633
	9/13				off day				63-84	5	-22.5	
148	9/14	at Chc	R-N	L	2-3	Maples, 1-0	Hernandez, 5-1	De La Rosa, 1	63-85	5	-23.5	36,468
149	9/15	at Chc	R-D	W	0-1	Lester, 16-6	Romano, 7-11	Cishek, 4	63-86	5	-24.5	41,196
150	9/16	at Chc	R-D	W	2-1	Castillo, 10-12	Quintana, 13-10	Iglesias, 27	64-86	5	-23.5	41,314
151	9/17	at Mil	R-N	L	0-8	Miley, 5-2	DeSclafani, 7-6	Woodruff, 1	64-87	5	-24.5	32,145
152	9/18	at Mil	R-N	W	3-1	Romano, 8-11	Anderson, 9-8	Iglesias, 28	65-87	5	-24.5	30,366
153	9/19	at Mil	R-N	L	0-7	Gonzalez, 9-11	Harvey, 7-9		65-88	5	-24.5	33,443
154	9/20	at Mia	R-N	W	4-2	Reed, 1-2	Bringham, 0-3	Iglesias, 29	66-88	5	-24.0	9,863
155	9/21	at Mia	R-N	L	0-1 (10)	Barracough, 1-6	Hernandez, 5-2		66-89	5	-24.0	11,471
156	9/22	at Mia	R-N	L	1-5	Ureña, 8-12	DeSclafani, 7-7	Stcknrdner, 5	66-90	5	-25.0	12,559
157	9/23	at Mia	R-D	L	0-6	Richards, 4-9	Lorenzen, 3-2		66-91	5	-26.0	13,595
	9/24				off day				66-91	5	-25.5	
158	9/25	vs KC	H-N	L	3-4	McCarthy, 5-4	Iglesias, 2-5	Peralta, 14	66-92	5	-25.5	13,172
159	9/26	vs KC	H-N	L	1-6	Fillmyer, 4-2	Reed, 1-3		66-93	5	-26.5	12,549
	9/27				off day				66-93	5	-27.0	
160	9/28	vs Pit	H-N	L	4-8	Brault, 6-3	DeSclafani, 7-8		&66-94	5	-28.0	19,689
161	9/29	vs Pit	H-D	W	3-0	Lorenzen, 4-2	Taillon, 15-10	Iglesias, 30	&67-94	5	-27.0	42,630
162	9/30	vs Pit	H-D	L	5-6 (10)	Feliz, 1-2	Stephens, 2-3	Vazquez, 37	&67-95	5	-28.0	25,091
	10/1				Brewers 3, Cubs 1 (Brewers won NL Central Division in a 1-game playoff)				&67-95	5	*-28.5	

BOLD RED CAPS are complete games, **bold red** attendance are sellouts,
& - Season-high **28 games below .500**, ***** - Season-high **28.5-game deficit**

x - Eliminated from NL Central Division contention on 9/5, **y** - Eliminated from NL Wild Card and playoff contention on 9/10

2018 HOME ATTENDANCE, DAY-BY-DAY

Date No.	Date	Game Att.	Series Att.	Season Att.	Date No.	Date	Game Att.	Series Att.	Season Att.
1	Fri, Mar 30 vs Wsh	43,878		43,878	41	Thu, Jun 28 vs Mil	20,347		820,760
2	Sat, Mar 31 vs Wsh	27,341		71,219	42	Fri, Jun 29 vs Mil	26,130		846,890
3	Sun, Apr 1 vs Wsh	10,355	81,574	81,574	43	Sat, Jun 30 vs Mil	24,640		871,530
4	Mon, Apr 2 vs Chc	18,963	18,963	100,537	44	Sun, Jul 1 vs Mil	18,483	89,600	890,013
5	Thu, Apr 12 vs StL	11,128		111,665	45	Mon, Jul 2 vs CWS	16,727		906,740
6	Fri, Apr 13 vs StL	19,561		131,226	46	Tue, Jul 3 vs CWS	22,742		929,482
7	Sat, Apr 14 vs StL	19,213		150,439	47	Wed, Jul 4 vs CWS	24,442	63,911	953,924
8	Sun, Apr 15 vs StL	15,557	65,459	165,996	48	Fri, Jul 20 vs Pit	20,726		974,650
9	Mon, Apr 23 vs Atl	9,463		175,459	49	Sat, Jul 21 vs Pit	23,244		997,894
10	Tue, Apr 24 vs Atl	14,139		189,598	50	Sun, Jul 22 vs Pit	23,615	67,585	1,021,509
11	Wed, Apr 25 vs Atl	13,113		202,711	51	Mon, Jul 23 vs StL	17,518		1,039,027
12	Thu, Apr 26 vs Atl	11,919	48,634	214,630	52	Tue, Jul 24 vs StL	18,379		1,057,406
13	Mon, Apr 30 vs Mil	9,536		224,166	53	Wed, Jul 25 vs StL	20,940	56,837	1,078,346
14	Tue, May 1 vs Mil	12,933		237,099	54	Thu, Jul 26 vs Phi	17,031		1,095,377
15	Wed, May 2 vs Mil	10,346	32,815	247,445	55	Fri, Jul 27 vs Phi	24,776		1,120,153
16	Fri, May 4 vs Mia	22,610		270,055	56	Sat, Jul 28 vs Phi	35,249		1,155,402
17	Sat, May 5 vs Mia	19,609		289,664	57	Sun, Jul 29 vs Phi	21,649	98,705	1,177,051
18	Sun, May 6 vs Mia	19,800	62,019	309,464	58	Fri, Aug 10 vs Ari	19,089		1,196,140
19	Mon, May 7 vs NYM	15,187		324,651	59	Sat, Aug 11 vs Ari	29,348		1,225,488
20	Tue, May 8 vs NYM	14,804		339,455	60	Sun, Aug 12 vs Ari	17,909	66,346	1,243,397
21	Wed, May 9 vs NYM	16,452	30,012	355,907	61	Mon, Aug 13 vs Cle	20,607		1,264,004
22	Fri, May 18 vs Chc	22,060		377,967	62	Tue, Aug 14 vs Cle	19,034		1,283,038
23 (1)	Sat, May 19 vs Chc	19,046		397,013	63	Wed, Aug 15 vs Cle	17,275	56,916	1,300,313
24 (2)	Sat, May 19 vs Chc	26,082		423,095	64	Fri, Aug 17 vs SF	19,540		1,319,853
25	Sun, May 20 vs Chc	26,988	94,176	450,083	65	Sat, Aug 18 vs SF	23,878		1,343,731
26	Tue, May 22 vs Pit	16,144		466,227	66	Sun, Aug 19 vs SF	22,756	66,174	1,366,487
27	Wed, May 23 vs Pit	18,659		484,886	67	Tue, Aug 28 vs Mil	13,242		1,379,729
28	Thu, May 24 vs Pit	14,853	34,831	499,739	68	Wed, Aug 29 vs Mil	11,777		1,391,506
29	Tue, Jun 5 vs Col	21,944		521,683	69	Thu, Aug 30 vs Mil	13,403	38,422	1,404,909
30	Wed, Jun 6 vs Col	19,762		541,445	70	Thu, Sept 6 vs SD	14,303		1,419,212
31	Thu, Jun 7 vs Col	15,957	57,663	557,402	71	Fri, Sept 7 vs SD	14,854		1,434,066
32	Fri, Jun 8 vs StL	26,144		583,546	72	Sat, Sept 8 vs SD	20,977		1,455,043
33	Sat, Jun 9 vs StL	34,469		618,015	73	Sun, Sept 9 vs SD	18,424	68,558	1,473,467
34	Sun, Jun 10 vs StL	19,344	79,957	637,359	74	Mon, Sept 10 vs LAD	12,161		1,485,628
35	Tue, Jun 19 vs Det	31,085		668,444	75	Tue, Sept 11 vs LAD	14,964		1,500,592
36	Wed, Jun 20 vs Det	19,177	86,541	687,621	76	Wed, Sept 12 vs LAD	15,633	42,758	1,516,225
37	Thu, Jun 21 vs Chc	19,581		707,202	77	Tue, Sept 25 vs KC	13,172		1,529,397
38	Fri, Jun 22 vs Chc	25,885		733,087	78	Wed, Sept 26 vs KC	12,549	25,721	1,541,946
39	Sat, Jun 23 vs Chc	36,818		769,905	79	Fri, Sept 28 vs Pit	19,689		1,561,635
40	Sun, Jun 24 vs Chc	30,508	112,792	800,413	80	Sat, Sept 29 vs Pit	42,630		1,604,265
					81	Sun, Sept 30 vs Pit	25,091	87,410	1,629,356

Bold red indicates a sellout (2), Average at GABP: 20,116

2018 National League Attendance

CLUB	HOME TOTAL	HOME AVERAGE	DATES	GAMES	GAME HIGH	DATE	ROAD TOTAL	ROAD AVERAGE	DATES
LOS ANGELES	3,857,500	47,043	82	(82)	53,904	6/26	2,680,703	33,095	81
ST. LOUIS	3,403,587	42,020	81	(81)	47,514	7/28	2,371,219	29,274	81
CHICAGO	3,181,089	38,794	82	(82)	41,587	5/27	2,624,066	32,801	80
SAN FRANCISCO	3,156,185	38,965	81	(81)	42,582	4/04	2,747,164	33,916	81
COLORADO	3,015,880	37,233	81	(81)	48,216	4/06	2,591,775	31,607	82
MILWAUKEE	2,850,875	35,196	81	(81)	45,520	9/29	2,349,038	29,000	81
ATLANTA	2,555,781	31,553	81	(81)	42,143	8/18	2,253,950	27,827	81
WASHINGTON	2,529,604	31,620	80	(81)	42,723	6/18	2,248,191	28,102	80
ARIZONA	2,242,695	27,688	81	(81)	48,703	3/29	2,578,442	31,833	81
NEW YORK	2,224,995	28,164	79	(81)	44,189	3/29	2,383,676	29,796	80
SAN DIEGO	2,168,536	26,772	81	(81)	44,649	3/29	2,489,151	30,730	81
PHILADELPHIA	2,158,124	27,318	79	(81)	44,488	4/05	2,270,526	28,382	80
CINCINNATI	1,629,356	20,116	81	(81)	43,878	3/30	2,423,437	29,919	81
PITTSBURGH	1,465,316	18,786	78	(80)	35,900	7/28	2,534,338	31,288	81
MIAMI	811,104	10,014	81	(81)	32,151	3/29	2,284,510	28,918	79
TOTALS	37,250,627	30,811	1209	(1216)			36,830,186	30,438	1210
GRAND TOTALS	69,625,254	28,830	2415	(2430)			69,625,254	28,830	2415

2018 MONTHLY STATISTICS
SPRING TRAINING: 10-19 (.257 avg, 5.77 era)

PLAYER	AVG	G	AB	R	H	TB	2B	3B	HR	RBI	SH	SF	HP	BB	IBB	SO	SB	CS	DP	GI					SLG	OBP
																				E	2	3	4	5		
Aquino	.200	12	15	2	3	9	0	0	2	3	0	0	0	1	0	5	0	0	0	0	0	.600	.250			
Barnhart	.300	16	40	5	12	24	0	0	4	9	0	1	0	2	0	7	0	1	0	0	0	.600	.326			
Bell	.500	2	2	0	1	2	1	0	0	0	0	0	0	0	0	0	0	0	0	0	0	1.000	.500			
Beltre	---	1	0	0	0	0	0	0	0	0	0	0	0	0	0	0	0	0	0	0	0	---	---			
Blandino	.325	26	40	10	13	18	1	2	0	6	0	0	1	4	0	6	0	1	1	3	.450	.400				
Crook	.000	6	5	0	0	0	0	0	0	0	0	0	0	1	0	3	0	0	0	0	.000	.167				
Cruz	.231	18	26	4	6	13	1	0	2	7	0	0	1	4	0	1	0	0	1	0	.500	.355				
Dixon	.326	27	46	6	15	28	1	0	4	10	0	0	1	2	0	11	4	0	0	2	.609	.367				
Duvall	.271	19	48	9	13	28	3	0	4	12	0	1	0	7	0	14	1	0	1	1	.583	.357				
Elizalde	.238	25	42	2	10	10	0	0	0	2	0	0	1	1	0	12	0	0	0	1	.238	.273				
Ervin	.229	24	48	3	11	15	2	1	0	5	0	0	1	2	0	20	1	2	1	2	.313	.275				
Fairchild	.000	1	1	0	0	0	0	0	0	0	0	0	0	0	0	0	0	0	0	0	.000	.000				
Gennett	.386	17	44	9	17	28	3	1	2	7	0	0	1	2	0	4	1	0	2	2	.636	.426				
Goeddel	.000	1	1	0	0	0	0	0	0	0	0	0	0	0	0	1	0	0	0	0	.000	.000				
Gonzalez	1.000	1	1	0	1	2	1	0	0	0	0	0	0	0	0	0	0	0	0	0	2.000	1.000				
Gordon	.000	1	1	0	0	0	0	0	0	0	0	0	0	0	0	0	0	0	0	0	.000	.000				
Gosselin	.239	23	46	5	11	12	1	0	0	4	0	1	0	1	0	13	1	0	0	2	.261	.250				
Hamilton	.170	19	47	10	8	13	1	2	0	2	2	0	0	7	0	13	0	2	1	0	.277	.278				
D. Herrera	.263	9	19	4	5	7	0	1	0	2	0	0	1	0	0	7	1	0	0	0	.368	.300				
R. Herrera	.267	23	30	7	8	17	1	1	2	8	0	1	0	3	0	8	2	0	1	0	.567	.324				
Hudson	.167	13	12	0	2	3	1	0	0	1	0	0	0	1	0	5	0	0	0	0	.250	.231				
Iribarren	.500	2	2	0	1	1	0	0	0	0	0	0	0	1	0	0	0	0	0	0	.500	.667				
Kivlehan	.160	17	25	3	4	8	1	0	1	2	0	0	2	2	0	7	0	0	1	0	.320	.276				
Long	.167	11	18	1	3	5	2	0	0	1	0	0	0	2	0	8	0	0	0	1	.278	.250				
Marshall	1.000	1	1	0	1	2	1	0	0	0	0	0	0	0	0	0	0	0	0	0	2.000	1.000				
Mesoraco	.308	18	39	6	12	18	3	0	1	7	0	2	1	3	0	6	0	0	1	1	.462	.356				
Nay	.000	2	2	0	0	0	0	0	0	0	0	0	0	0	0	1	0	0	0	0	.000	.000				
O'Grady	.500	2	2	1	1	4	0	0	1	1	0	0	0	1	0	0	0	0	0	1	2.000	.667				
Pennington	.200	20	40	5	8	12	0	2	0	2	0	0	0	5	0	12	1	0	1	4	.300	.289				
Peraza	.291	19	55	6	16	20	2	1	0	6	0	1	0	1	0	10	0	3	0	4	.364	.298				
Peterson	.500	1	2	0	1	1	0	0	0	1	0	0	0	0	0	1	0	0	0	0	.500	.500				
Revere	.125	12	24	1	3	5	0	1	0	2	0	0	0	1	0	4	0	0	1	0	.208	.160				
Sanchez	.000	1	1	0	0	0	0	0	0	0	0	0	0	0	0	1	0	0	0	0	.000	.000				
Schebler	.413	19	46	10	19	33	5	0	3	16	0	3	1	3	0	10	2	1	1	0	.717	.434				
Senzel	.286	15	28	2	8	10	2	0	0	3	0	1	0	0	0	6	0	1	0	2	.357	.276				
Siri	.000	1	2	0	0	0	0	0	0	0	0	0	0	0	0	1	0	0	0	0	.000	.000				
T. Stphnson	.500	2	2	0	1	2	1	0	0	0	0	0	0	0	0	1	0	0	0	0	1.000	.500				
Suarez	.265	19	49	11	13	26	4	0	3	7	0	1	1	5	0	12	0	0	1	1	.531	.339				
Sugilio	.000	1	1	0	0	0	0	0	0	0	0	0	0	0	0	1	0	0	0	0	.000	.000				
Sweeney	.087	15	23	2	2	3	1	0	0	0	0	0	0	5	0	12	0	1	0	0	.130	.250				
Trahan	.000	5	6	0	0	0	0	0	0	1	0	0	0	1	0	2	0	0	0	1	.000	.143				
Tromp	.400	6	5	0	2	2	0	0	0	1	0	0	0	1	0	0	0	0	0	0	.400	.500				
Turner	.067	9	15	0	1	1	0	0	0	1	0	0	0	3	0	5	0	0	0	0	.067	.222				
H. Vargas	.000	1	1	0	0	0	0	0	0	0	0	0	0	0	0	0	0	0	0	0	.000	.000				
K. Vargas	LG	---	0	0	0	0	0	0	0	0	0	0	0	0	0	0	0	0	0	0	---	---				
Ventura	.000	1	2	0	0	0	0	0	0	0	0	0	0	0	0	2	0	0	0	0	.000	.000				
Votto	.167	19	42	8	7	7	0	0	0	4	0	2	2	12	0	11	0	0	2	1	.167	.362				
Williams	.270	21	37	6	10	15	5	0	0	0	0	0	0	2	0	4	0	1	1	0	.405	.308				
Winker	.347	20	49	7	17	25	5	0	1	10	0	1	2	4	0	6	2	1	1	0	.510	.411				
REDS	.257	31	1047	150	269	436	50	12	31	145	2	15	17	91	0	258	16	14	18	32	.416	.322				
OPPS	.287	31	1088	188	312	508	70	6	38	178	2	6	14	105	0	259	19	10	24	21	.467	.355				

PITCHER	W	L	ERA	G	GS	CG	GF	SHO	SV	IP	H	R	ER	HR	HB	BB	IBB	SO	WP	BK	AVG
Astin	0	0	4.50	3	0	0	0	0	0	2.0	2	1	1	0	0	1	0	2	0	0	.286
Bailey	0	2	7.50	5	5	0	0	0	0	18.0	26	15	15	7	0	3	0	9	1	0	.338
Brice	0	0	10.24	8	0	0	2	0	1	9.2	13	11	11	3	0	2	0	5	1	0	.325
Castillo	0	2	4.73	4	4	0	0	0	0	13.1	18	7	7	1	0	4	0	12	0	0	.310
Crockett	0	1	5.68	6	0	0	1	0	0	6.1	7	4	4	0	0	4	0	4	1	0	.280
Davis	0	0	---	0	0	0	0	0	0	0.0	0	0	0	0	0	0	0	0	0	0	---
De Paula	0	0	0.00	2	0	0	0	0	0	1.1	1	0	0	0	0	0	0	0	1	0	.167
DeSclafani	1	1	3.86	3	3	0	0	0	0	7.0	8	4	3	0	0	2	0	4	1	0	.286
Finnegan	0	0	5.06	3	3	0	0	0	0	5.1	8	3	3	2	0	2	0	4	0	0	.348
Floro	1	1	4.66	7	0	0	4	0	1	9.2	12	6	5	1	1	6	0	7	0	1	.300
Garrett	2	1	3.18	6	1	0	1	0	0	17.0	11	6	6	2	1	4	0	21	1	0	.177
Herget	0	1	2.08	5	0	2	0	1	4	4.1	6	4	1	1	0	4	0	4	0	0	.333
A. Hernandez	0	0	45.00	1	0	0	0	0	0	1.0	4	5	5	0	0	2	0	1	0	0	.571
D. Hernandez	0	1	6.35	6	0	0	0	0	0	5.2	3	4	4	1	0	4	0	6	0	0	.167
Hughes	0	0	1.17	8	0	0	1	0	0	7.2	5	3	1	0	0	2	0	8	0	0	.179
Iglesias	0	0	3.52	6	0	0	0	0	0	7.2	5	3	3	0	0	2	0	11	0	0	.179
Kiekhefer	0	0	0.00	1	0	0	1	0	0	1.0	2	0	0	0	0	0	0	0	0	0	.500
Kuhnel	0	0	0.00	1	0	0	1	0	0	1.0	0	0	0	0	0	0	0	2	0	0	.000
Labourt	LG	0	0	---	0	0	0	0	0	0.0	0	0	0	0	0	0	0	0	0	0	0
Lopez	0	0	0.00	1	0	0	0	0	0	2.0	2	0	0	0	0	0	0	4	0	0	.250
Lorenzen	0	0	8.38	4	3	0	0	0	0	9.2	13	9	9	0	0	6	0	10	2	0	.317
Mahle	1	1	4.56	7	3	0	0	0	0	23.2	20	13	12	2	2	3	0	15	1	1	.230
Mantiply	0	0	0.00	2	0	0	0	0	0	1.1	1	0	0	0	0	0	0	2	0	0	.200
Mella	0	0	18.00	1	0	0	0	0	0	1.0	2	2	2	0	0	1	0	1	0	0	.400
Mitchell	0	0	0.00	1	0	0	0	0	0	0.1	0	0	0	0	0	0	0	0	0	0	.000
Nicolino MLB	0	0	5.23	5	1	0	0	0	0	10.1	12	7	6	1	1	7	0	8	0	0	.300
Nicolino TM	0	0	---	0	0	0	0	0	0	0.0	0	0	0	0	0	0	0	0	0	0	---
Peralta	0	0	8.31	8	0	0	1	0	0	8.2	13	8	8	2	0	6	0	9	1	0	.342
Perez	1	0	13.50	7	0	0	1	0	0	6.2	8	10	10	3	2	4	0	9	0	0	.276
Quackenbush	1	0	2.79	10	0	2	0	0	0	9.2	12	4	3	0	0	3	0	13	1	0	.300
Rainey	0	0	2.16	7	0	0	2	0	2	8.1	5	2	2	0	1	6	0	13	3	0	.167
Reed	0	2	5.11	6	1	0	2	0	0	12.1	20	7	7	3	0	2	0	10	0	0	.385
Reyes	0	0	3.00	3	0	0	0	0	0	3.0	1	1	1	0	1	1	0	4	0	0	.100
Romano	2	1	3.00	5	5	0	0	0	0	15.0	15	9	5	2	1	2	0	18	2	1	.254
Rowen	0	0	9.00	1	0	0	1	0	0	1.0	2	1	1	0	0	0	0	3	0	0	.400
Shackelford	0	1	7.56	8	0	2	0	0	0	8.1	11	7	7	1	1	3	0	14	1	0	.306
Stephens	0	1	15.12	5	0	0	1	0	0	8.1	12	15	14	3	0	8	0	5	0	0	.333
R.Stephenson	0	2	7.71	5	3	0	0	0	0	11.2	18	11	10	2	2	8	0	15	2	1	.353
Tapia	0	0	9.00	1	0	0	0	0	0	1.0	2	1	1	1	0	0	0	2	0	0	.400
Weiss	0	0	4.32	10	0	0	2	0	1	8.1	7	4	4	1	2	8	0	7	0	0	.233
Worley	1	1	6.17	7	0	0	4	0	1	11.2	17	8	8	0	0	2	0	5	1	0	.354
REDS	10	19	5.77	31	31	0	31	0	7	270.0	312	188	173	38	14	105	0	259	20	4	.287
OPPS	19	10	4.67	31	31	0	31	0	11	275.2	269	150	143	31	17	91	0	258	8	0	.257

THROUGH APRIL: 7-22 (.242 avg, 5.32 era)

PLAYER	AVG	G	AB	R	H	TB	2B	3B	HR	RBI	SH	SF	HP	BB	IBB	SO	SB	CS	DP	GI			SLG	OBP
																				E				
Barnhart	.228	26	79	6	18	29	5	0	2	8	1	2	0	14	0	21	0	1	3	1	.367	.337		
RIGHT	.500		10		5	7	2	0	0	2	0	0	0	3	0	3			0		.700	.615		
LEFT	.188		69		13	22	3	0	2	6	1	2	0	11	0	18			3		.319	.293		
Blandino	.234	15	47	4	11	11	0	0	0	1	0	0	1	2	1	13	0	0	2	2	.234	.280		
Duvall	.175	28	97	9	17	37	8	0	4	15	0	1	0	11	2	26	2	0	3	2	.381	.257		
Ervin	.211	16	38	5	8	9	1	0	0	3	0	0	1	5	0	12	1	1	0	1	.237	.318		
RIGHT	.211		38		8	9	1	0	0	3	0	0	1	5	0	12			0		.237	.318		
LEFT	.000		0		0	0	0	0	0	0	0	0	0	0	0	0			0		.000	.000		
Gennett	.298	29	114	12	34	47	7	0	2	14	1	0	0	8	0	23	1	0	4	4	.412	.344		
Gosselin	.125	20	24	5	3	6	0	0	1	2	0	0	0	4	1	8	0	0	1	1	.250	.250		
Hamilton	.172	28	87	18	15	22	2	1	1	8	0	0	0	13	0	33	5	0	0	0	.253	.280		
RIGHT	.130		23		3	7	1	0	1	4	0	0	0	2	0	11			0		.304	.200		
LEFT	.188		64		12	15	1	1	0	4	0	0	0	11	0	22			0		.234	.307		
Herrera	.000	2	1	0	0	0	0	0	0	0	0	0	0	0	0	0	0	0	0	0	.000	.000		
RIGHT	.000		0		0	0	0	0	0	0	0	0	0	0	0	0			0		.000	.000		
LEFT	.000		1		0	0	0	0	0	0	0	0	0	0	0	0			0		.000	.000		
Mahle	.000	1	1	0	0	0	0	0	0	0	0	0	0	0	0	1	0	0	0	0	.000	.000		
Mesoraco	.242	14	33	1	8	12	1	0	1	2	0	0	2	1	0	9	0	0	1	0	.364	.306		
Pennington	.138	16	29	1	4	4	0	0	0	0	0	0	0	5	0	13	0	0	1	2	.138	.265		
RIGHT	.333		3		1	1	0	0	0	0	0	0	0	1	0	1			0		.333	.500		
LEFT	.115		26		3	3	0	0	0	0	0	0	0	4	0	12			1		.115	.233		
Peraza	.288	28	111	16	32	44	6	0	2	10	4	2	2	2	0	14	3	0	5	1	.396	.308		
Schebler	.320	14	50	11	16	28	3	0	3	11	0	0	2	2	0	7	1	0	0	1	.560	.370		
Suarez	.327	13	49	7	16	28	4	1	2	14	0	0	1	6	0	10	0	0	1	0	.571	.411		
Votto	.270	28	100	11	27	41	2	0	4	14	0	1	3	21	1	16	0	0	2	0	.410	.408		
Winker	.305	26	82	9	25	32	7	0	0	9	0	1	1	15	1	18	0	0	1	1	.390	.414		
Pitchers	.125	29	48	2	6	7	1	0	0	1	5	0	0	0	0	23	0	0	0	2	.146	.125		
REDS	.242	29	990	117	240	357	47	2	22	112	11	7	13	109	6	247	13	2	24	18	.361	.324		
OPPS	.267	29	990	160	264	466	61	3	45	153	5	13	9	117	13	215	21	8	16	14	.471	.345		

PITCHER	W	L	ERA	G	GS	CG	GF	SHO	SV	IP	H	R	ER	HR	HB	BB	IBB	SO	WP	BK	AVG	OPP	
Bailey	0	3	4.19	6	6	0	0	0	0	34.1	31	17	16	6	1	11	3	21	0	0	.237		
Brice	0	2	3.24	13	0	0	2	0	0	16.2	14	8	6	2	1	5	3	16	0	0	.233		
Castillo	1	3	7.85	6	6	0	0	0	0	28.2	35	25	25	6	0	13	0	24	0	1	.304		
Finnegan	0	2	7.27	4	4	0	0	0	0	17.1	23	15	14	5	0	12	1	12	1	0	.324		
Floro	0	0	0.90	6	0	0	3	0	0	10.0	11	1	1	0	0	2	1	7	0	0	.262		
Gallardo	0	0	30.86	3	0	0	1	0	0	2.1	8	8	8	1	0	4	0	2	0	0	.533		
Garrett	0	0	1.76	12	0	0	0	0	0	15.1	14	3	3	1	0	2	0	16	0	0	.255		
Hernandez	1	0	3.86	2	0	0	1	0	0	2.1	3	1	1	0	0	1	0	3	0	0	.300		
Hughes	1	2	1.69	15	0	0	7	0	0	16.0	11	3	3	1	2	5	0	13	2	0	.200		
Iglesias	0	0	2.19	11	0	0	9	0	3	12.1	5	3	3	2	1	8	0	15	0	0	.122		
Mahle	2	3	4.32	6	6	0	0	0	0	33.1	33	16	16	7	1	11	1	38	0	0	.262		
Pennington	0	0	9.00	1	0	0	1	0	0	1.0	1	1	1	0	0	2	0	1	0	0	.250		
Peralta	1	2	4.40	15	0	0	2	0	0	14.1	10	7	7	0	1	12	1	11	0	0	.196		
Quackenbush	0	1	11.00	10	0	0	1	0	0	9.0	13	11	11	3	0	6	1	7	0	0	.333		
Rainey	0	0	31.50	2	0	0	1	0	0	2.0	3	7	7	1	0	5	1	2	0	0	.375		
Reed	0	0	5.40	4	1	0	1	0	0	5.0	5	5	3	2	0	1	0	7	2	0	.238		
Romano	1	3	4.65	6	6	0	0	0	0	31.0	31	18	16	6	0	14	1	17	1	0	.258		
Shackelford	0	1	9.82	2	0	0	0	0	0	3.2	8	5	4	0	1	1	0	2	0	0	.444		
Stephens	0	0	18.00	1	0	0	0	0	0	1.0	3	2	2	0	1	0	0	1	0	0	.500		
Weiss	0	0	---	1	0	0	0	0	0	.0	2	4	4	2	0	2	0	0	0	0	1.000		
REDS	7	22	5.32	29	29	0	29	1	3	255.2	264	160	151	45	9	117	13	215	6	1	.267		
OPPS	22	7	3.75	29	29	1	28	4	14	264.0	240	117	110	22	13	109	6	247	9	0	.242		

MAY: 13-15 (.249 avg, 4.64 era)

PLAYER	AVG	G	AB	R	H	TB	2B	3B	HR	RBI	SH	SF	HP	BB	IBB	SO	SB	CS	GI			SLG	OBP
																			DP	E	DP		
Barnhart	.293	21	82	10	24	34	5	1	1	6	0	0	0	7	0	16	0	0	1	0	.415	.348	
RIGHT	.350		20		7	10	1	1	0	2	0	0	0	2	0	6			0		.500	.409	
LEFT	.274		62		17	24	4	0	1	4	0	0	0	5	0	10			1		.387	.328	
Blandino	.279	25	43	6	12	18	3	0	1	4	2	0	2	6	0	13	0	0	1	2	.419	.392	
Cruz	.154	9	26	2	4	8	1	0	1	2	0	0	0	0	0	11	0	0	4	0	.308	.154	
Dixon	.333	7	12	1	4	5	1	0	0	0	0	0	0	1	0	1	0	0	0	0	.417	.385	
Duvall	.188	28	80	8	15	34	1	0	6	17	0	0	1	10	1	28	0	0	2	0	.425	.286	
Gennett	.398	26	93	16	37	67	6	0	8	24	1	1	1	3	0	22	0	0	2	2	.720	.418	
Hamilton	.244	27	86	6	21	30	2	2	1	6	0	0	0	7	0	26	4	2	0	0	.349	.301	
RIGHT	.233		30		7	12	0	1	1	4	0	0	0	2	0	11			0		.400	.281	
LEFT	.250		56		14	18	2	1	0	2	0	0	0	5	0	15			0		.321	.311	
Herrera	.167	9	12	0	2	2	0	0	0	0	0	0	0	0	0	5	0	1	0	0	.167	.167	
RIGHT	.000		1		0	0	0	0	0	0	0	0	0	0	0	0			0		.000	.000	
LEFT	.182		11		2	2	0	0	0	0	0	0	0	0	0	5			0		.182	.182	
Lorenzen	.000	1	1	0	0	0	0	0	0	0	0	0	0	0	0	1	0	0	0	0	.000	.000	
Mesoraco	.210	21	62	11	13	31	3	0	5	11	0	0	1	7	0	12	0	0	4	0	.500	.300	
CIN	.125	4	8	0	1	2	1	0	0	1	0	0	0	1	0	1	0	0	1	0	.250	.222	
Peraza	.222	27	108	14	24	27	3	0	0	2	0	0	1	7	0	12	6	1	1	6	.250	.276	
Schebler	.200	27	85	10	17	28	2	0	3	9	0	1	3	10	0	20	1	0	2	0	.329	.303	
Suarez	.296	27	98	16	29	60	7	0	8	29	0	4	1	13	1	19	0	0	6	4	.612	.371	
Votto	.320	28	100	17	32	45	7	0	2	10	0	0	1	14	2	18	1	0	6	2	.450	.409	
Winker	.174	22	69	9	12	17	2	0	1	3	0	0	1	9	0	7	0	0	2	0	.246	.278	
Pitchers	.060	28	50	1	3	4	1	0	0	0	10	0	0	3	0	26	0	0	0	0	.080	.113	
REDS	.249	28	953	116	237	381	42	3	32	113	13	6	11	91	4	226	12	4	28	16	.400	.320	
OPPS	.271	28	988	140	268	455	47	10	40	138	7	9	4	101	13	225	7	2	27	18	.461	.338	

PITCHER	W	L	ERA	G	GS	CG	GF	SHO	SV	IP	H	R	ER	HR	HB	BB	IBB	SO	WP	BK	OPP
																					AVG
Bailey	1	4	9.76	6	6	0	0	0	0	27.2	50	32	30	9	0	13	4	17	1	0	.391
Brice	1	0	7.56	8	0	0	4	0	0	8.1	10	7	7	2	1	2	0	10	0	0	.294
Castillo	3	2	3.48	6	6	0	0	0	0	33.2	30	15	13	6	0	12	1	37	1	1	.236
Finnegan	0	1	8.10	1	1	0	0	0	0	3.1	4	5	3	0	0	3	1	2	0	0	.286
Floro	1	1	4.09	8	0	0	3	0	0	11.0	13	6	5	1	0	3	2	12	0	0	.277
Garrett	0	0	2.20	14	0	0	1	0	0	16.1	7	4	4	3	1	9	0	21	0	0	.130
Harvey	1	1	5.48	5	4	0	0	0	0	21.1	23	13	13	5	0	7	0	17	0	0	.274
CIN	1	1	3.72	4	4	0	0	0	0	19.1	20	8	8	4	0	4	0	16	0	0	.263
Hernandez	0	0	2.30	12	0	0	0	0	0	15.2	10	4	4	0	1	6	1	14	1	2	.179
Hughes	1	0	0.60	12	0	0	5	0	3	15.0	12	1	1	0	0	3	1	9	0	0	.240
Iglesias	1	0	1.69	10	0	0	9	0	6	10.2	10	2	2	1	0	0	0	13	0	0	.250
Lorenzen	1	0	0.00	4	0	0	1	0	0	5.0	3	0	0	0	0	2	0	2	0	0	.188
Mahle	1	3	5.33	5	5	0	0	0	0	25.1	28	16	15	6	0	11	0	18	0	0	.280
Peralta	0	0	3.18	15	0	0	2	0	0	11.1	13	6	4	0	0	9	0	8	0	0	.283
Rainey	0	0	4.50	4	0	0	1	0	0	4.0	3	2	2	1	0	4	0	5	0	0	.214
Romano	2	3	7.45	6	6	0	0	0	0	29.0	36	24	24	5	1	15	2	25	1	0	.298
Shackelford	0	0	6.23	3	0	0	1	0	0	4.1	5	3	3	0	0	3	1	5	1	0	.313
Stephens	0	0	3.75	7	0	0	1	0	0	12.0	14	5	5	2	0	2	0	11	0	0	.286
REDS	13	15	4.64	28	28	0	28	0	9	252.0	268	140	130	40	4	101	13	225	5	3	.271
OPPS	15	13	3.89	28	28	0	28	2	8	252.0	237	116	109	32	11	91	4	226	7	0	.249

JUNE: 15-11 (.281 avg, 4.06 era)

PLAYER	AVG	G	AB	R	H	TB	2B	3B	HR	RBI	SH	SF	HP	BB	IBB	SO	SB	CS	GI			E	SLG	OBP
																			DP	1	2			
Barnhart	.282	21	85	12	24	32	2	0	2	13	2	1	2	8	1	16	0	2	2	1	.376	.354		
RIGHT	.389		18		7	8	1	0	0	4	1	0	1	3	0	3			0		.444	.500		
LEFT	.254		67		17	24	1	0	2	9	1	1	1	5	1	13			2		.358	.311		
Blandino	.080	19	25	2	2	2	0	0	0	1	0	0	0	4	0	11	0	0	1	1	.080	.207		
Casali	.393	12	28	5	11	17	3	0	1	2	1	0	1	2	0	6	0	1	1	1	.607	.452		
Dixon	.176	19	17	4	3	6	0	0	1	2	0	0	0	1	0	7	0	0	0	0	.353	.222		
RIGHT	.176		17		3	6	0	0	1	2	0	0	0	1	0	7			0		.353	.222		
LEFT	.000		0		0	0	0	0	0	0	0	0	0	0	0	0			0		.000	.000		
Duvall	.263	26	76	10	20	30	4	0	2	17	0	0	0	7	0	21	0	2	1	0	.395	.325		
Ervin	.000	3	1	0	0	0	0	0	0	0	0	0	0	0	0	0	0	0	0	0	.000	.000		
Gennett	.309	25	97	20	30	46	7	0	3	16	1	2	0	9	2	19	1	0	1	0	.474	.361		
Hamilton	.231	24	78	18	18	24	1	1	1	4	0	0	0	10	0	19	6	1	1	1	.308	.318		
RIGHT	.190		21		4	4	0	0	0	3	0	0	0	3	0	5			0		.190	.292		
LEFT	.246		57		14	20	1	1	1	1	0	0	0	7	0	14			1		.351	.328		
Lorenzen	1.000	4	3	2	3	9	0	0	2	5	0	0	0	1	0	0	0	0	0	0	.000	1.000		
Peraza	.309	25	97	15	30	44	4	2	2	11	0	0	1	8	2	10	5	1	2	1	.454	.368		
Schebler	.330	23	91	17	30	51	9	0	4	11	0	1	2	8	0	23	0	0	1	2	.560	.392		
Suarez	.307	26	101	15	31	53	2	1	6	17	0	0	2	14	3	24	1	0	4	5	.525	.402		
Votto	.300	26	90	15	27	44	7	2	2	18	0	0	1	28	0	18	0	0	2	1	.489	.471		
Winker	.308	25	78	9	24	40	1	0	5	20	1	0	0	17	1	15	0	0	1	0	.513	.432		
Pitchers	.109	26	55	2	6	13	1	0	2	5	1	0	0	2	0	22	0	0	1	1	.236	.140		
REDS	.281	26	922	146	259	411	41	6	33	142	6	4	9	119	9	211	13	7	18	14	.446	.367		
OPPS	.249	26	888	119	221	354	35	4	30	112	8	10	12	88	7	200	12	5	19	15	.399	.322		

PITCHER	W	L	ERA	G	GS	CG	GF	SHO	SV	IP	H	R	ER	HR	HB	BB	IBB	SO	WP	BK	AVG
Brice	0	0	16.20	4	0	0	0	0	0	3.1	9	6	6	2	0	4	2	1	0	0	.500
Castillo	1	3	6.75	5	5	0	0	0	0	25.1	26	20	19	6	2	8	0	24	0	0	.260
Crockett	0	0	2.45	6	0	0	0	0	0	3.2	2	3	1	0	0	1	1	5	0	0	.143
DeSclafani	3	1	4.45	5	5	0	0	0	0	28.1	27	15	14	6	0	9	0	24	1	0	.255
Floro	1	1	3.46	9	0	0	7	0	0	13.0	13	5	5	1	0	6	0	6	0	1	.289
Garrett	0	1	5.06	12	0	0	2	0	0	10.2	9	6	6	1	1	2	0	12	0	0	.237
Harvey	2	2	4.71	5	5	0	0	0	0	28.2	25	16	15	3	4	8	0	18	1	0	.243
Hernandez	2	0	0.00	9	0	0	1	0	0	10.2	4	1	0	0	1	5	0	14	1	0	.111
Hughes	0	0	1.54	9	0	0	2	0	2	11.2	10	2	2	0	0	3	0	8	1	0	.227
Iglesias	0	1	2.31	11	0	0	10	0	6	11.2	9	3	3	1	0	4	0	10	0	0	.214
Lorenzen	0	0	2.45	11	0	0	2	0	1	18.1	15	5	5	0	1	8	0	10	2	0	.231
Mahle	3	0	2.18	6	6	0	0	0	0	33.0	30	11	8	3	1	17	3	37	0	0	.244
Peralta	0	0	22.09	7	0	0	0	0	0	3.2	8	9	9	1	1	4	1	2	0	0	.421
Romano	1	2	3.90	5	5	0	0	0	0	30.0	29	13	13	4	1	9	0	25	0	0	.252
Stephens	2	0	1.80	4	0	0	2	0	0	5.0	5	4	1	2	0	0	0	4	0	0	.250
REDS	15	11	4.06	26	26	0	26	1	9	237.0	221	119	107	30	12	88	7	200	6	1	.249
OPPS	11	15	5.44	26	26	0	26	0	7	233.1	259	146	141	33	9	119	9	211	10	0	.281

JULY: 13-11 (.259 avg, 4.60 era)

PLAYER	AVG	G	AB	R	H	TB	2B	3B	HR	RBI	SH	SF	HP	BB	IBB	SO	SB	CS	GI			E	SLG	OBP
																			DP					
Barnhart	.179	22	67	8	12	20	2	0	2	7	0	0	0	10	0	13	0	0	2	0	.299	.286		
RIGHT	.067		15		1	4	0	0	1	2	0	0	0	1	0	6			1		.267	.125		
LEFT	.212		52		11	16	2	0	1	5	0	0	0	9	0	7			1		.308	.328		
Blandino	.385	10	13	2	5	6	1	0	0	2	0	0	1	1	0	4	0	0	0	0	.462	.467		
Casali	.167	10	24	2	4	8	1	0	1	3	0	0	1	5	1	4	0	1	2	2	.333	.333		
Dixon	.000	9	13	0	0	0	0	0	0	0	0	0	0	0	0	0	0	0	0	0	.000	.000		
Duvall	.205	23	78	13	16	31	6	0	3	12	0	0	3	6	0	25	0	0	2	0	.397	.287		
Ervin	.407	10	27	2	11	17	4	1	0	5	0	1	1	0	0	6	0	0	0	0	.630	.414		
Gennett	.259	23	85	16	22	37	3	0	4	13	0	1	3	10	1	18	1	1	2	2	.435	.354		
Hamilton	.256	23	78	12	20	25	3	1	0	3	0	2	1	5	0	18	7	1	0	1	.321	.302		
RIGHT	.400		15		6	7	1	0	0	0	0	0	1	0	4			0		.467	.438			
LEFT	.222		63		14	18	2	1	0	3	0	2	1	4	0	14			0	.286	.271			
Herrera	.176	15	17	3	3	6	0	0	1	4	0	0	1	3	0	10	0	0	0	0	.353	.333		
Lorenzen	.000	4	4	0	0	0	0	0	0	0	0	0	0	0	0	2	0	0	0	0	.000	.000		
Peraza	.337	24	95	10	32	44	7	1	1	12	3	1	1	8	1	10	3	0	2	4	.463	.390		
Schebler	.275	12	40	4	11	18	1	0	2	6	0	0	0	4	1	15	1	1	1	1	.450	.341		
Suarez	.275	24	91	18	25	54	5	0	8	21	0	1	2	10	1	32	0	0	3	4	.593	.356		
Votto	.262	24	84	15	22	31	6	0	1	10	0	0	1	19	1	19	0	0	4	2	.369	.404		
Williams	.333	4	12	3	4	7	0	0	1	3	2	0	0	0	0	2	1	0	0	0	.583	.333		
Winker	.442	16	52	11	23	32	6	0	1	11	0	0	0	8	2	6	0	0	2	0	.615	.517		
Pitchers	.051	24	39	0	2	2	0	0	0	1	4	0	0	3	0	14	0	0	1	1	.051	.119		
REDS	.259	24	819	119	212	338	45	3	25	113	9	6	15	92	8	204	13	4	21	17	.413	.342		
OPPS	.269	24	861	126	232	408	44	3	42	124	11	2	4	65	7	186	8	1	14	11	.474	.323		

PITCHER	W	L	ERA	G	GS	CG	GF	SHO	SV	IP	H	R	ER	HR	HB	BB	IBB	SO	WP	BK	AVG
Bailey	0	1	2.45	2	2	1	0	0	0	14.2	8	4	4	1	0	3	0	14	0	0	.157
Blandino	0	0	0.00	1	0	0	1	0	0	1.0	1	0	0	0	0	0	0	2	1	0	.250
Brice	1	0	4.05	6	0	0	2	0	0	6.2	4	3	3	2	0	0	0	3	0	0	.174
Castillo	1	0	2.25	5	5	0	0	0	0	28.0	25	7	7	1	1	4	0	25	2	0	.243
Crockett	1	0	7.94	9	0	0	2	0	0	5.2	14	5	5	1	0	1	0	6	1	0	.467
DeSclafani	1	2	6.66	5	5	0	0	0	0	24.1	27	18	18	9	1	8	1	24	0	0	.278
Floro	1	0	2.45	9	0	0	1	0	0	11.0	6	3	3	1	0	3	0	12	0	0	.162
CIN	1	0	0.00	2	0	0	0	0	0	2.1	2	0	0	0	0	1	0	2	0	0	.250
Garrett	0	1	8.31	12	0	0	1	0	0	8.2	9	8	8	2	1	4	0	11	0	0	.257
Harvey	2	1	4.68	5	5	0	0	0	0	25.0	25	14	13	5	1	5	0	22	0	0	.255
Hernandez	1	0	2.31	11	0	0	0	0	0	11.2	10	3	3	2	0	1	0	9	0	0	.233
Hughes	1	1	2.13	12	0	0	4	0	2	12.2	11	3	3	1	0	6	0	12	2	0	.234
Iglesias	0	0	2.19	11	0	0	9	0	6	12.1	8	4	3	2	0	3	1	11	0	0	.182
Lorenzen	0	1	4.11	10	0	0	2	0	0	15.1	16	8	7	2	0	7	0	14	0	0	.271
Mahle	1	2	8.62	4	4	0	0	0	0	15.2	25	17	15	5	0	8	2	11	1	0	.352
Peralta	1	0	0.00	2	0	0	0	0	0	1.2	3	0	0	0	0	0	0	1	0	0	.375
Rainey	0	0	90.00	2	0	0	0	0	0	1.0	7	10	10	2	0	3	0	0	0	0	.700
Romano	2	0	3.92	5	3	0	0	0	0	20.2	19	10	9	5	0	4	1	12	1	0	.232
Stephens	0	2	6.30	6	0	0	2	0	0	10.0	18	12	7	2	0	7	2	7	2	0	.375
REDS	13	11	4.60	24	24	1	23	1	8	217.1	232	126	111	42	4	65	7	186	10	0	.269
OPPS	11	13	4.95	24	24	0	24	0	5	214.2	212	119	118	25	15	92	8	204	8	0	.259

AUGUST: 9-19 (.265 avg, 5.32 era)

PLAYER	AVG	G	AB	R	H	TB	2B	3B	HR	RBI	SH	SF	HP	BB	IBB	SO	SB	CS	DP	GI			E	SLG	OBP
Aquino	.000	1	1	0	0	0	0	0	0	0	0	0	0	0	0	1	0	0	0	0	0	.000	.000		
Barnhart	.263	25	80	11	21	35	6	1	2	6	0	0	0	13	1	10	0	1	2	1	.438	.366			
RIGHT	.263		19		5	6	1	0	0	0	0	0	6	0	5				1		.316	.440			
LEFT	.262		61		16	29	5	1	2	6	0	0	7	1	5				1		.475	.338			
Casali	.333	17	51	6	17	26	3	0	2	11	0	1	0	4	0	14	0	0	2	0	.510	.375			
Dixon	.208	23	53	5	11	22	5	0	2	5	0	0	1	0	20	0	0	1	0	.415	.222				
Ervin	.282	26	78	13	22	37	3	0	4	16	0	3	1	10	0	17	3	0	1	1	.474	.359			
Gennett	.318	28	107	14	34	49	5	2	2	13	0	1	0	7	0	26	1	1	4	0	.458	.357			
Hamilton	.306	26	98	12	30	40	3	2	1	7	1	1	0	3	0	16	7	4	0	0	.408	.324			
RIGHT	.259		27		7	11	2	1	0	2	0	1	0	1	0	3			0		.407	.276			
LEFT	.324		71		23	29	1	1	1	5	1	0	0	2	0	13			0		.408	.342			
Herrera	.195	21	41	5	8	17	3	0	2	3	0	0	0	4	0	14	0	0	0	0	.415	.267			
Lorenzen	.250	5	4	0	1	1	0	0	0	0	0	0	0	0	0	2	0	0	0	0	.250	.250			
Peraza	.288	28	118	17	34	54	6	1	4	10	0	1	1	3	1	15	3	4	1	6	.458	.309			
Schebler	.200	6	25	1	5	10	2	0	1	3	0	0	0	2	0	6	0	0	0	1	.400	.259			
Suarez	.280	26	100	15	28	49	3	0	6	15	0	1	2	10	0	28	0	0	2	3	.490	.354			
Tucker	.189	17	37	4	7	14	1	0	2	5	0	0	1	4	0	9	0	0	0	0	.378	.286			
Votto	.233	14	43	1	10	12	2	0	0	3	0	1	2	10	2	12	0	0	0	0	.279	.393			
Williams	.296	25	71	4	21	27	4	1	0	2	0	0	0	3	0	17	0	0	4	0	.380	.324			
Pitchers	.109	28	55	5	6	9	0	0	1	6	5	0	0	1	0	26	0	0	3	1	.164	.125			
REDS	.265	28	962	113	255	402	46	7	29	105	6	9	7	75	4	233	14	10	20	13	.418	.320			
OPPS	.294	28	989	160	291	480	60	3	41	156	9	7	13	85	13	212	17	5	23	8	.485	.356			

PITCHER	W	L	ERA	G	GS	CG	GF	SHO	SV	IP	H	R	ER	HR	HB	BB	IBB	SO	WP	BK	AVG	OPP		
Bailey	0	5	6.93	5	5	0	0	0	0	24.2	46	26	19	7	1	5	2	19	0	1	.380			
Brice	0	1	7.71	2	0	0	0	0	0	2.1	2	2	2	1	1	2	1	2	1	0	.222			
Castillo	1	3	5.57	4	4	0	0	0	0	21.0	22	15	13	5	1	4	0	21	0	0	.262			
DeSclafani	3	1	2.62	5	5	0	0	0	0	34.1	30	11	10	3	0	4	0	27	2	0	.236			
Dixon	0	0	0.00	2	0	0	2	0	0	1.1	0	0	0	0	0	0	0	1	0	0	.000			
Ervin	0	0	0.00	1	0	0	1	0	0	0.1	0	0	0	0	0	0	0	0	0	0	.000			
Garrett	1	0	8.10	8	0	0	3	0	0	6.2	13	6	6	1	0	5	2	6	1	0	.406			
Harvey	1	1	4.39	5	5	0	0	0	0	26.2	34	13	13	3	0	5	1	25	0	1	.306			
Hernandez	1	0	5.40	12	0	0	3	0	0	11.2	11	7	7	3	3	2	0	12	0	0	.256			
Hughes	0	0	4.09	12	0	0	0	0	0	11.0	5	5	5	2	0	3	0	10	0	0	.156			
Iglesias	1	2	4.38	11	0	0	9	0	3	12.1	15	6	6	4	1	0	0	15	1	0	.294			
Lorenzen	0	0	3.79	12	0	0	3	0	0	19.0	20	10	8	2	0	9	1	16	0	0	.274			
Mahle	0	1	32.40	1	1	0	0	0	0	1.2	4	6	6	0	1	3	1	1	0	0	.500			
Mella	0	0	8.68	4	0	0	1	0	0	9.1	13	9	9	4	1	8	0	8	1	0	.351			
Peralta	0	0	1.93	11	0	0	2	0	0	9.1	13	5	2	0	0	5	0	6	0	0	.317			
Reed	0	1	2.51	8	1	0	1	0	0	14.1	13	4	4	1	0	6	0	10	0	0	.245			
Reyes	0	0	0.00	1	0	0	1	0	0	2.0	0	0	0	0	1	0	0	0	0	0	.000			
Romano	1	2	7.17	7	4	0	0	0	0	21.1	25	17	17	2	1	9	2	17	1	0	.287			
Stephens	0	0	23.14	3	0	0	2	0	0	2.1	7	6	6	1	2	2	0	2	0	0	.538			
Stephenson	0	2	9.26	4	3	0	0	0	0	11.2	17	12	12	2	0	12	3	11	2	1	.340			
Wisler	0	0	0.00	1	0	0	0	0	0	2.0	1	0	0	0	0	1	0	3	0	0	.143			
REDS	9	19	5.32	28	28	0	28	1	3	245.1	291	160	145	41	13	85	13	212	9	3	.294			
OPPS	19	9	3.64	28	28	1	27	3	7	252.0	255	113	102	29	7	75	4	233	5	1	.265			

SEPT: 10-17 (.227 avg, 3.74 era)

PLAYER	AVG	G	AB	R	H	TB	2B	3B	HR	RBI	SH	SF	HP	BB	IBB	SO	SB	CS	GI			E	SLG	OBP
																			DP					
Barnhart	.224	23	67	3	15	21	1	1	1	6	0	0	0	2	0	20	0	0	3	0	.313	.246		
RIGHT	.182		22		4	4	0	0	0	0	0	0	0	0	0	10			0		.182	.182		
LEFT	.244		45		11	17	1	1	1	6	0	0	0	2	0	10			3		.378	.277		
Casali	.243	13	37	2	9	12	3	0	0	0	0	0	1	0	8	0	0	0	0	1	.324	.263		
Dixon	.130	15	23	4	3	9	0	0	2	3	0	0	0	3	0	9	0	0	1	0	.391	.231		
Ervin	.192	23	73	7	14	25	2	0	3	7	0	0	2	5	1	25	2	0	4	1	.342	.263		
Federowicz	.333	5	6	1	2	6	1	0	1	2	0	0	0	1	0	3	0	0	0	0	.000	.429		
Gennett	.273	23	88	8	24	40	2	1	4	12	0	0	0	5	0	17	0	0	1	3	.455	.312		
Guerrero	.167	14	18	1	3	6	0	0	1	1	0	0	0	0	0	8	0	0	0	1	.333	.167		
Hamilton	.195	25	77	8	15	24	5	2	0	1	0	1	0	8	0	20	5	2	0	0	.312	.267		
RIGHT	.115		26		3	6	1	1	0	1	0	1	0	4	0	9			0		.231	.226		
LEFT	.235		51		12	18	4	1	0	0	0	0	0	4	0	11			0		.353	.291		
Herrera	.172	17	29	3	5	13	2	0	2	4	0	0	1	1	0	15	0	0	0	0	.448	.226		
Lorenzen	.000	2	2	0	0	0	0	0	0	0	0	0	0	0	0	1	0	0	0	0	.000	.000		
Peraza	.291	25	103	13	30	50	5	0	5	13	1	1	3	1	0	14	3	0	1	4	.485	.315		
Schebler	.202	25	89	12	18	32	2	0	4	9	0	0	2	13	0	28	1	1	1	1	.360	.317		
Suarez	.227	27	88	8	20	33	1	0	4	8	0	0	1	11	2	29	0	1	4	3	.375	.320		
Trahan	.214	11	14	2	3	3	0	0	0	0	0	0	0	0	0	4	0	0	0	0	.214	.214		
Votto	.291	25	86	8	25	38	4	0	3	12	0	1	1	16	0	18	1	0	1	0	.442	.404		
Williams	.275	22	40	3	11	15	1	0	1	1	0	0	0	4	1	10	0	2	1	0	.375	.341		
Pitchers	.087	27	46	2	4	5	1	0	0	1	3	0	0	2	0	26	0	0	0	3	.109	.125		
REDS	.227	27	886	85	201	332	30	4	31	80	4	3	10	73	4	255	12	6	17	17	.375	.292		
OPPS	.242	27	889	114	215	357	44	4	30	108	3	7	8	76	7	220	18	3	19	11	.402	.305		

PITCHER	W	L	ERA	G	GS	CG	GF	SHO	SV	IP	H	R	ER	HR	HB	BB	IBB	SO	WP	BK	AVG
Bailey	0	1	5.40	1	1	0	0	0	0	5.0	6	3	3	0	0	1	0	4	1	0	.300
Castillo	3	1	1.09	5	5	0	0	0	0	33.0	20	7	4	4	1	8	0	34	1	0	.172
DeSclafani	0	4	6.75	6	6	0	0	0	0	28.0	34	24	21	6	1	9	1	33	1	0	.301
Garrett	0	0	5.06	8	0	0	0	0	0	5.1	4	3	3	0	0	3	1	5	2	0	.200
Harvey	1	2	4.76	5	5	0	0	0	0	28.1	28	15	15	6	0	6	1	30	0	0	.250
Hernandez	0	2	2.25	11	0	0	1	0	0	12.0	8	4	3	1	0	2	0	13	1	0	.190
Hughes	1	0	2.19	12	0	0	5	0	0	12.1	8	3	3	0	0	3	1	7	0	0	.195
Iglesias	0	2	1.42	12	0	0	11	0	6	12.2	5	4	2	2	0	10	1	16	1	0	.116
Lorenzen	3	1	3.09	8	3	0	2	0	0	23.1	24	9	8	2	2	8	1	12	0	0	.270
Mahle	0	0	6.00	1	1	0	0	0	0	3.0	5	2	2	1	0	3	0	5	0	0	.357
Peralta	0	0	9.00	9	0	0	0	0	0	5.0	11	5	5	1	0	1	0	3	0	0	.407
Reed	1	2	4.56	5	5	0	0	0	0	23.2	27	12	12	2	2	8	0	25	0	0	.290
Reyes	0	0	4.91	4	0	0	0	0	0	3.2	4	4	2	1	0	2	0	2	1	0	.250
Romano	1	1	4.61	10	1	0	1	0	0	13.2	15	10	7	1	1	2	0	9	3	0	.273
Sims	0	0	6.75	3	0	0	0	0	0	5.1	3	4	4	1	1	5	0	6	0	0	.158
Stephens	0	1	0.00	8	0	0	5	0	0	8.0	3	1	0	0	0	4	1	8	1	0	.111
Wisler	0	0	2.38	10	0	0	2	0	0	11.1	10	4	3	2	0	1	0	8	0	0	.238
REDS	10	17	3.74	27	27	0	27	2	6	233.2	215	114	97	30	8	76	7	220	12	0	.242
OPPS	17	10	3.09	27	27	0	27	5	8	239.0	201	85	82	31	10	73	4	255	4	0	.227

1st Half: 43-53 (.260 ba, 4.69 era)

PLAYER	AVG	G	AB	R	H	TB	2B	3B	HR	RBI	SH	SF	HP	BB	IBB	SO	SB	CS	GI		SLG	OBP
																			DP	E		
Barnhart	.249	80	285	31	71	101	13	1	5	29	3	3	2	34	1	59	0	3	8	2	.354	.330
RIGHT	.339		56		19	25	4	1	0	8	1	0	1	9	0	15			1		.446	.439
LEFT	.227		229		52	76	9	0	5	21	2	3	1	25	1	44			7		.332	.302
Blandino	.228	68	127	14	29	36	4	0	1	8	2	0	4	13	1	41	0	0	4	5	.283	.319
Casali	.310	17	42	5	13	19	3	0	1	2	1	0	1	4	0	10	0	1	2	2	.452	.383
Cruz	.154	9	26	2	4	8	1	0	1	2	0	0	0	0	0	11	0	0	4	0	.308	.154
Dixon	.219	29	32	5	7	11	1	0	1	2	0	0	0	2	0	10	0	0	0	0	.344	.265
RIGHT	.219		32		7	11	1	0	1	2	0	0	0	2	0	10			0		.344	.265
LEFT	.000		0		0	0	0	0	0	0	0	0	0	0	0	0			0		.000	.000
Duvall	.204	95	294	35	60	117	15	0	14	60	0	1	4	30	3	86	2	2	8	2	.398	.286
Ervin	.205	19	39	5	8	9	1	0	0	3	0	0	1	5	0	12	1	1	0	1	.231	.311
RIGHT	.205		39		8	9	1	0	0	3	0	0	1	5	0	12			0		.231	.311
LEFT	.000		0		0	0	0	0	0	0	0	0	0	0	0	0			0		.000	.000
Gennett	.326	92	353	59	115	184	21	0	16	63	3	4	3	26	3	74	2	1	9	8	.521	.373
Gosselin	.125	20	24	5	3	6	0	0	1	2	0	0	0	4	1	8	0	0	1	1	.250	.250
Hamilton	.230	92	296	53	68	94	7	5	3	19	0	1	1	34	0	85	22	4	1	2	.318	.310
RIGHT	.250		80		20	30	2	1	2	11	0	0	0	8	0	27			0		.375	.318
LEFT	.222		216		48	64	5	4	1	8	0	1	1	26	0	58			1		.296	.307
Herrera	.143	6	7	3	1	4	0	0	1	3	0	0	1	2	0	5	0	0	0	0	.571	.400
Herrera	.154	11	13	0	2	2	0	0	0	0	0	0	0	0	0	5	0	1	0	0	.154	.154
RIGHT	.000		1		0	0	0	0	0	0	0	0	0	0	0	0			0		.000	.000
LEFT	.167		12		2	2	0	0	0	0	0	0	0	0	0	5			0		.167	.167
Lorenzen	.500	7	6	2	3	9	0	0	2	5	0	0	0	1	0	2	0	0	0	0	.500	.571
Mahle	.000	1	1	0	0	0	0	0	0	0	0	0	0	0	0	1	0	0	0	0	.000	.000
Mesoraco	.225	62	178	19	40	70	6	0	8	22	0	0	4	16	0	37	0	0	7	0	.393	.303
CIN	.220	18	41	1	9	14	2	0	1	3	0	0	2	2	0	10	0	0	2	0	.341	.289
Pennington	.138	16	29	1	4	4	0	0	0	0	0	0	0	5	0	13	0	0	1	2	.138	.265
RIGHT	.333		3		1	1	0	0	0	0	0	0	0	1	0	1			0		.333	.500
LEFT	.115		26		3	3	0	0	0	0	0	0	0	4	0	12			1		.115	.233
Peraza	.293	93	368	53	108	144	15	3	5	35	5	3	5	22	2	44	17	2	9	10	.391	.339
Schebler	.278	76	266	42	74	125	15	0	12	37	0	2	7	24	1	65	3	1	4	4	.470	.351
Suarez	.312	79	298	50	93	171	17	2	19	71	0	4	6	40	4	68	1	0	12	13	.574	.399
Votto	.289	95	342	55	99	151	21	2	9	50	0	1	6	73	3	63	1	0	12	5	.442	.422
Winker	.293	85	266	35	78	114	15	0	7	42	1	1	2	48	4	44	0	0	5	1	.429	.404
Pitchers	.097	96	175	5	17	26	3	0	2	7	18	0	0	7	0	79	0	0	1	3	.149	.132
Reds	.260	96	3330	461	866	1349	154	13	101	443	33	20	45	376	23	795	49	16	83	61	.405	.341
OPPS	.264	96	3334	493	879	1489	167	19	135	477	26	34	27	345	37	735	46	16	69	55	.447	.334

PITCHER	W	L	ERA	G	GS	CG	GF	SHO	SV	IP	H	R	ER	HR	HB	BB	IBB	SO	WP	BK	AVG	OPP	
																						WP	BK
Bailey	1	7	6.68	12	12	0	0	0	0	62.0	81	49	46	15	1	24	7	38	1	0	.313		
Blandino	0	0	0.00	1	0	0	1	0	0	1.0	1	0	0	0	0	0	0	2	1	0	.250		
Brice	2	2	5.70	27	0	0	7	0	0	30.0	33	21	19	6	2	11	5	28	0	0	.282		
Castillo	5	8	5.49	20	20	0	0	0	103.1	108	66	63	19	2	35	1	96	1	2	.269			
Crockett	1	0	6.35	12	0	0	0	0	5.2	9	6	4	0	0	2	1	7	0	0	.333			
DeSclafani	4	2	5.32	8	8	0	0	0	44.0	43	27	26	12	1	13	0	35	1	0	.256			
Finnegan	0	3	7.40	5	5	0	0	0	20.2	27	20	17	5	0	15	2	14	1	0	.318			
Floro	3	2	2.63	29	0	0	14	0	0	41.0	40	13	12	3	0	12	3	31	0	1	.256		
CIN	3	2	2.72	25	0	0	13	0	0	36.1	39	12	11	2	0	12	3	27	0	1	.275		
Gallardo	0	0	30.86	3	0	0	1	0	0	2.1	8	8	8	1	0	4	0	2	0	0	.533		
Garrett	0	1	3.59	45	0	0	3	0	0	47.2	36	19	19	6	2	16	0	56	0	0	.213		
Harvey	5	5	4.63	20	16	0	2	0	0	91.1	93	49	47	13	6	24	0	69	2	0	.264		
CIN	5	3	3.64	12	12	0	0	0	0	64.1	60	28	26	7	5	15	0	49	1	0	.247		
Hernandez	3	0	1.87	29	0	0	2	0	0	33.2	23	8	7	1	2	13	1	34	2	2	.189		
Hughes	2	3	1.44	43	0	0	16	0	6	50.0	41	8	8	2	2	14	1	39	4	0	.229		
Iglesias	1	1	2.36	39	0	0	34	0	19	42.0	29	11	11	6	1	14	1	46	0	0	.196		
Lorenzen	1	0	2.30	21	0	0	4	0	1	31.1	26	8	8	0	1	12	0	21	2	0	.234		
Mahle	7	7	4.02	19	19	0	0	0	100.2	102	51	45	17	2	43	4	98	0	0	.264			
Pennington	0	0	9.00	1	0	0	1	0	0	1.0	1	1	1	0	0	2	0	1	0	0	.250		
Peralta	1	2	6.14	37	0	0	4	0	0	29.1	31	22	20	1	2	25	2	21	0	0	.267		
Quackenbush	0	1	11.00	10	0	0	1	0	0	9.0	13	11	11	3	0	6	1	7	0	0	.333		
Rainey	0	0	24.43	8	0	0	2	0	0	7.0	13	19	19	4	0	12	1	7	0	0	.406		
Reed	0	0	5.40	4	1	0	1	0	0	5.0	5	5	3	2	0	1	0	7	2	0	.238		
Romano	5	8	5.19	20	19	0	0	0	0	104.0	108	63	60	19	2	41	4	74	3	0	.263		
Shackelford	0	1	7.88	5	0	0	1	0	0	8.0	13	8	7	0	1	4	1	7	1	0	.382		
Stephens	2	2	3.80	16	0	0	5	0	0	23.2	27	18	10	5	1	9	2	19	1	0	.278		
Weiss,Z	0	0	---	1	0	0	0	0	0	0.0	2	4	4	2	0	2	0	0	0	0	1.000		
REDS	43	53	4.69	96	96	0	96	2	26	862.0	879	493	449	135	27	345	37	735	21	5	.264		
OPPS	53	43	4.58	96	96	1	95	6	32	867.1	866	461	441	101	45	376	23	795	31	0	.260		

2nd Half: 24-42 (.244 ba, 4.54 era)

PLAYER	AVG	G	AB	R	H	TB	2B	3B	HR	RBI	SH	SF	HP	BB	IBB	SO	SB	CS	GI		E	SLG	OBP
																			DP	DP			
Aquino	.000	1	1	0	0	0	0	0	0	0	0	0	0	0	0	1	0	0	0	0	0	.000	.000
Barnhart	.246	58	175	19	43	70	8	2	5	17	0	0	0	20	1	37	0	1	5	1	400	.323	
RIGHT	.208		48		10	14	1	0	1	2	0	0	0	6	0	18			1		.292	.296	
LEFT	.260		127		33	56	7	2	4	15	0	0	0	14	1	19			4		.441	.333	
Blandino	1.000	1	1	0	1	1	0	0	0	0	0	0	0	0	0	0	0	0	0	0	.000	1.000	
Casali	.286	35	98	10	28	44	7	0	3	14	0	1	1	8	1	22	0	1	3	2	.449	.343	
Dixon	.163	44	86	9	14	31	5	0	4	8	0	0	0	4	0	33	0	0	2	0	.360	.200	
Duvall	.167	43	90	13	15	23	5	0	1	1	0	0	1	7	0	31	0	0	1	0	.256	.235	
CIN	.216	10	37	5	8	15	4	0	1	1	0	0	0	4	0	14	0	0	0	0	.405	.293	
Ervin	.264	59	178	22	47	79	9	1	7	28	0	4	4	15	1	48	5	0	5	2	.444	.328	
Federowicz	.333	5	6	1	2	6	1	0	1	2	0	0	0	1	0	3	0	0	0	0	.000	.429	
Gennett	.286	62	231	27	66	102	9	3	7	29	0	1	1	16	0	51	2	1	5	3	.442	.333	
Guerrero	.167	14	18	1	3	6	0	0	1	1	0	0	0	0	0	8	0	0	0	1	.333	.167	
Hamilton	.245	61	208	21	51	71	9	4	1	10	1	3	0	12	0	47	12	6	0	0	.341	.283	
RIGHT	.161		62		10	17	3	2	0	3	0	2	0	5	0	16			0		.274	.217	
LEFT	.281		146		41	54	6	2	1	7	1	1	0	7	0	31			0		.370	.312	
Herrera	.188	47	80	8	15	32	5	0	4	8	0	0	1	6	0	34	0	0	0	0	.400	.253	
Lorenzo	.125	9	8	0	1	1	0	0	0	0	0	0	0	0	0	4	0	0	0	0	.125	.125	
Peraza	.280	64	264	32	74	119	16	1	9	23	3	2	4	7	2	31	6	4	3	12	.451	.307	
Schebler	.202	31	114	13	23	42	4	0	5	12	0	0	2	15	0	34	1	1	1	2	.368	.305	
Suarez	.245	64	229	29	56	106	5	0	15	33	0	2	3	24	3	74	0	1	8	6	.463	.322	
Trahan	.214	11	14	2	3	3	0	0	0	0	0	0	0	0	0	4	0	0	0	0	.214	.214	
Tucker	.173	39	52	5	9	17	2	0	2	5	0	0	3	6	0	10	0	0	0	0	.327	.295	
CIN	.189	17	37	4	7	14	1	0	2	5	0	0	1	4	0	9	0	0	0	0	.378	.286	
Votto	.273	50	161	12	44	60	7	0	3	17	0	2	3	35	3	38	1	0	3	0	.373	.408	
Williams	.293	51	123	10	36	49	5	1	2	6	2	0	0	7	1	29	1	2	5	0	.398	.331	
Winker	.400	4	15	3	6	7	1	0	0	1	0	0	0	1	0	2	0	0	1	0	.467	.438	
Pitchers	.085	66	118	7	10	14	1	0	1	7	10	0	0	4	0	58	0	0	4	5	.119	.115	
REDS	.244	66	2202	235	538	872	97	12	71	222	16	15	20	183	12	581	28	17	45	34	.396	.306	
OPPS	.269	66	2271	326	612	1031	124	8	93	314	17	14	23	187	23	523	37	8	49	22	.454	.329	

PITCHER	W	L	ERA	G	GS	CG	GF	SHO	SV	IP	H	R	ER	HR	HB	BB	IBB	SO	WP	BK	AVG	OPP
																						AVG
Bailey	0	7	5.28	8	8	1	0	0	0	44.1	60	33	26	8	1	9	2	37	1	1	.313	
Brice	0	1	6.14	6	0	0	1	0	0	7.1	6	5	5	3	1	2	1	4	1	0	.222	
Castillo	5	4	2.44	11	11	0	0	0	0	66.1	50	23	18	9	3	14	0	69	3	0	.206	
Crockett	0	0	4.91	3	0	2	0	0	0	3.2	7	2	2	1	0	0	0	4	1	0	.412	
DeSclafani	3	6	4.69	13	13	0	0	0	0	71.0	75	41	37	12	1	17	2	73	3	0	.273	
Dixon	0	0	0.00	2	0	0	2	0	0	1.1	0	0	0	0	0	0	0	1	0	0	.000	
Ervin	0	0	0.00	1	0	0	1	0	0	0.1	0	0	0	0	0	0	0	0	0	0	.000	
Garrett	1	1	6.46	21	0	0	4	0	0	15.1	20	11	11	2	1	9	3	15	3	0	.308	
Harvey	2	4	5.37	12	12	0	0	0	0	63.2	72	38	38	14	0	13	2	62	0	1	.280	
Hernandez	2	2	3.26	28	0	0	4	0	0	30.1	23	12	11	5	3	4	0	31	1	0	.213	
Hughes	2	0	2.83	29	0	0	7	0	1	28.2	16	9	9	2	0	9	1	20	1	0	.178	
Iglesias	1	4	2.40	27	0	0	23	0	11	30.0	23	11	8	6	1	11	1	34	2	0	.204	
Lorenzo	3	2	3.62	24	3	0	6	0	0	49.2	52	24	20	6	2	22	2	33	0	0	.272	
Mahle	0	2	13.50	4	4	0	0	0	0	11.1	23	17	17	5	1	10	3	12	1	0	.418	
Mella	0	0	8.68	4	0	0	1	0	0	9.1	13	9	9	4	1	8	0	8	1	0	.351	
Peralta	1	0	3.94	22	0	0	2	0	0	16.0	27	10	7	1	0	6	0	10	0	0	.355	
Reed	1	3	3.79	13	6	0	1	0	0	38.0	40	16	16	3	2	14	0	35	0	0	.274	
Reyes	0	0	3.18	5	0	0	1	0	0	5.2	4	4	2	1	1	2	0	2	1	0	.190	
Romano	3	3	5.62	19	6	0	1	0	0	41.2	47	29	26	4	2	12	2	31	4	0	.278	
Sims	0	0	6.75	3	0	0	0	0	0	5.1	3	4	4	1	1	5	0	6	0	0	.158	
Stephens	0	1	6.75	13	0	0	7	0	0	14.2	23	12	11	2	2	6	1	14	2	0	.348	
Stephenson	0	2	9.26	4	3	0	0	0	0	11.2	17	12	12	2	0	12	3	11	2	1	.340	
Wisler	0	0	2.03	11	0	0	2	0	0	13.1	11	4	3	2	0	2	0	11	0	0	.224	
REDS	24	42	4.54	66	66	1	65	4	12	579.0	612	326	292	93	23	187	23	523	27	3	.269	
OPPS	42	24	3.38	66	66	1	65	8	17	587.2	538	235	221	71	20	183	12	581	12	1	.244	

2018 REVIEW

Reds vs Lefthanders

BATTER	AVG	G	AB	R	H	2B	3B	HR	RBI	SH	SF	HP	BB	SO	SB	CS	GI	DP
Barnhart	.279	71	104	9	29	5	1	1	10	1	0	1	15	33	0	1	2	
Blandino	.263	30	38	7	10	0	0	0	3	1	0	0	6	10	0	0	2	
Casali	.375	26	48	4	18	6	0	1	5	0	1	1	4	7	0	1	2	
Cruz	.214	6	14	2	3	0	0	1	2	0	0	0	0	4	0	0	3	
Dixon	.178	26	45	4	8	2	0	2	7	0	0	0	1	14	0	0	0	
Duvall	.224	44	85	9	19	3	0	5	15	0	0	0	14	23	1	2	2	
SEAS TOTAL	.189	59	111	11	21	3	0	5	15	0	0	0	15	30	1	2	3	
Ervin	.250	43	76	13	19	6	0	3	8	0	1	0	6	23	3	0	1	
Gennett	.294	102	187	21	55	10	1	5	26	2	1	0	12	43	0	0	3	
Gosselin	.600	4	5	4	3	0	0	1	2	0	0	0	2	0	0	0	0	
Guerrero	.200	4	5	0	1	0	0	0	0	0	0	0	0	2	0	0	0	
Hamilton	.211	79	142	19	30	5	3	2	14	0	2	0	13	43	14	5	0	
Herrera	.211	22	38	4	8	3	0	2	5	0	0	1	2	15	0	0	0	
Herrera	.000	1	1	0	0	0	0	0	0	0	0	0	0	0	0	0	0	
SEAS TOTAL	.187	48	91	6	17	5	1	0	5	1	1	1	6	19	1	1	4	
Mesoraco	.267	7	15	0	4	1	0	0	1	0	0	0	0	2	0	0	1	
SEAS TOTAL	.230	38	61	9	14	2	0	2	8	0	0	2	9	13	0	0	2	
Pennington	.333	3	3	0	1	0	0	0	0	0	0	0	1	1	0	0	0	
Peraza	.313	90	192	28	60	10	1	4	15	2	0	1	6	17	11	3	5	
Schebler	.296	61	125	18	37	5	0	5	11	0	0	2	5	24	0	0	3	
Suarez	.320	78	150	25	48	8	0	11	30	0	0	2	26	38	0	0	8	
Trahan	.000	3	3	1	0	0	0	0	0	0	0	0	0	2	0	0	0	
Tucker	.000	4	4	0	0	0	0	0	0	0	0	0	0	2	0	0	0	
SEAS TOTAL	.111	18	18	0	2	2	0	0	3	0	0	1	0	4	0	0	0	
Votto	.260	101	181	21	47	6	0	5	26	0	0	5	31	42	1	0	6	
Williams	.211	17	19	0	4	1	0	0	0	0	0	0	1	5	0	1	0	
Winker	.211	44	57	8	12	1	0	2	8	1	0	1	12	14	0	0	3	
Pitchers	.091		88	5	8	0	0	2	7	10	0	0	3	37	0	0	3	
TOTALS	.261		1625	202	424	72	6	52	195	17	5	14	160	401	30	13	44	

PITCHER	AVG	AB	H	HR	HB	BB	SO
Bailey	.313	214	67	13	0	18	36
Blandino	.000	1	0	0	0	0	0
Brice	.316	57	18	4	1	7	7
Castillo	.289	315	91	18	3	29	76
Crockett	.292	24	7	1	0	2	6
DeSclafani	.288	212	61	15	1	17	50
Dixon	.000	3	0	0	0	0	1
Ervin	.000	0	0	0	0	0	0
Finnegan	.350	20	7	2	0	1	2
Floro	.339	59	20	1	0	6	11
Gallardo	.571	7	4	1	0	3	1
Garrett	.222	108	24	5	2	10	41
Harvey	.253	261	66	13	4	14	60
Hernandez	.198	106	21	3	2	10	33
Hughes	.206	107	22	2	1	9	7
Iglesias	.214	131	28	6	2	11	33
Lorenzen	.282	124	35	3	1	22	28
Mahle	.300	217	65	15	3	41	60
Mella	.364	22	8	3	0	6	4
Pennington	.000	0	0	0	0	0	0
Peralta	.298	84	25	2	2	11	13
Quackenbush	.385	13	5	2	0	5	2
Rainey	.471	17	8	2	0	9	3
Reed	.222	36	8	0	0	3	9
Reyes	.333	9	3	1	0	2	1
Romano	.303	271	82	12	1	31	45
Shackelford	.368	19	7	0	1	2	3
Sims	.200	5	1	0	0	4	1
Stephens	.296	71	21	2	0	6	15
Stephenson	.333	24	8	2	0	7	6
Weiss	.000	0	0	0	0	1	0
Wisler	.200	15	3	1	0	1	2
TOTALS	.280	2552	715	129	24	288	556



Reds vs Righthanders

BATTER	AVG	G	AB	R	H	2B	3B	HR	RBI	SH	SF	HP	BB	SO	SB	CS	GI	DP
Aquino	.000	1	1	0	0	0	0	0	0	0	0	0	0	1	0	0	0	0
Barnhart	.239	132	356	41	85	16	2	9	36	2	3	1	39	63	0	3	11	11
Blandino	.222	53	90	7	20	4	0	1	5	1	0	4	7	31	0	0	2	2
Casali	.250	46	92	11	23	4	0	3	11	1	0	1	8	25	0	1	3	3
Cruz	.083	5	12	0	1	1	0	0	0	0	0	0	0	7	0	0	1	1
Dixon	.178	61	73	10	13	4	0	3	3	0	0	0	5	29	0	0	2	2
Duvall	.199	95	246	31	49	16	0	10	46	0	1	4	20	77	1	0	6	6
SEAS TOTAL	.198	118	273	37	54	17	0	10	46	0	1	5	22	87	1	0	6	6
Ervin	.254	69	142	14	36	4	1	4	23	0	3	5	14	37	3	1	4	4
Federowicz	.333	5	6	1	2	1	0	1	2	0	0	0	1	3	0	0	0	0
SEAS TOTAL	.222	15	27	3	6	2	0	1	4	0	0	0	1	12	0	0	0	0
Gennett	.317	136	397	65	126	20	2	18	66	1	4	4	30	82	4	2	11	11
Gosselin	.000	17	19	1	0	0	0	0	0	0	0	0	2	8	0	0	1	1
Guerrero	.154	11	13	1	2	0	0	1	1	0	0	0	0	6	0	0	0	0
Hamilton	.246	142	362	55	89	11	6	2	15	1	2	1	33	89	20	5	1	1
Herrera	.163	38	49	7	8	2	0	3	6	0	0	1	6	24	0	0	0	0
Herrera	.167	10	12	0	2	0	0	0	0	0	0	0	0	5	0	1	0	0
SEAS TOTAL	.257	80	187	19	48	9	2	1	15	0	1	1	13	38	2	4	2	2
Mesoraco	.192	15	26	1	5	1	0	1	2	0	0	2	2	8	0	0	1	1
SEAS TOTAL	.219	75	183	15	40	8	0	9	25	0	1	2	16	39	0	0	7	7
Pennington	.115	16	26	1	3	0	0	0	0	0	0	0	4	12	0	0	1	1
Peraza	.277	146	440	57	122	21	3	10	43	6	5	8	23	58	12	3	7	7
Schebler	.235	97	255	37	60	14	0	12	38	0	2	7	34	75	4	2	2	2
Suarez	.268	134	377	54	101	14	2	23	74	0	6	7	38	104	1	1	12	12
Trahan	.273	10	11	1	3	0	0	0	0	0	0	0	0	2	0	0	0	0
Tucker	.212	17	33	4	7	1	0	2	5	0	0	1	4	7	0	0	0	0
SEAS TOTAL	.243	95	148	19	36	9	0	6	24	0	1	3	13	39	0	0	2	2
Votto	.298	132	322	46	96	22	2	7	41	0	3	4	77	59	1	0	9	9
Williams	.308	47	104	10	32	4	1	2	6	2	0	0	6	24	1	1	5	5
Winker	.321	85	224	30	72	15	0	5	35	0	1	1	37	32	0	0	3	3
Pitchers	.105		219	9	23	4	0	3	12	18	0	0	9	107	0	0	2	2
TOTALS	.251		3907	494	980	179	19	120	470	32	30	51	399	975	47	20	84	

PITCHER	AVG	AB	H	HR	HB	BB	SO
Bailey	.313	214	67	13	0	18	36
Blandino	.000	1	0	0	0	0	0
Brice	.316	57	18	4	1	7	7
Castillo	.289	315	91	18	3	29	76
Crockett	.292	24	7	1	0	2	6
DeSclafani	.288	212	61	15	1	17	50
Dixon	.000	3	0	0	0	0	1
Ervin	.000	0	0	0	0	0	0
Finnegan	.350	20	7	2	0	1	2
Floro	.339	59	20	1	0	6	11
Gallardo	.571	7	4	1	0	3	1
Garrett	.222	108	24	5	2	10	41
Harvey	.253	261	66	13	4	14	60
Hernandez	.198	106	21	3	2	10	33
Hughes	.206	107	22	2	1	9	7
Iglesias	.214	131	28	6	2	11	33
Lorenzen	.282	124	35	3	1	22	28
Mahle	.300	217	65	15	3	41	60
Mella	.364	22	8	3	0	6	4
Pennington	.000	0	0	0	0	0	0
Peralta	.298	84	25	2	2	11	13
Quackenbush	.385	13	5	2	0	5	2
Rainey	.471	17	8	2	0	9	3
Reed	.222	36	8	0	0	3	9
Reyes	.333	9	3	1	0	2	1
Romano	.303	271	82	12	1	31	45
Shackelford	.368	19	7	0	1	2	3
Sims	.200	5	1	0	0	4	1
Stephens	.296	71	21	2	0	6	15
Stephenson	.333	24	8	2	0	7	6
Weiss	.000	0	0	0	0	1	0
Wisler	.200	15	3	1	0	1	2
TOTALS	.280	2552	715	129	24	288	556



Reds at Great American Ball Park

BATTER	AVG	G	AB	R	H	2B	3B	HR	RBI	SH	SF	HP	BB	SO	SB	CS	GI DP	E
Aquino	.000	1	1	0	0	0	0	0	0	0	0	0	0	1	0	0	0	0
Barnhart	.291	70	230	33	67	14	3	7	30	1	1	2	34	57	0	3	1	3
Blandino	.229	38	70	8	16	1	0	1	5	0	0	1	11	25	0	0	4	2
Casali	.297	26	64	12	19	5	0	2	9	1	0	2	7	13	0	1	3	1
Cruz	.000	6	14	0	0	0	0	0	0	0	0	0	0	7	0	0	2	0
Dixon	.167	42	66	6	11	4	0	2	5	0	0	0	3	26	0	0	1	0
Duvall	.216	57	171	24	37	11	0	8	25	0	1	2	25	50	1	2	4	1
SEAS TOTAL	.199	74	196	28	39	12	0	8	25	0	1	2	26	61	1	2	5	1
Ervin	.267	40	101	12	27	6	0	3	15	0	2	3	13	30	3	0	2	2
Federowicz	.200	3	5	1	1	0	0	1	2	0	0	0	1	3	0	0	0	0
SEAS TOTAL	.179	10	28	4	5	2	0	1	4	0	0	0	1	12	0	0	1	0
Gennett	.299	74	274	41	82	15	3	10	51	2	2	2	17	65	3	0	2	4
Gosselin	.111	9	9	3	1	0	0	1	2	0	0	0	2	5	0	0	0	1
Guerrero	.200	6	10	0	2	0	0	0	0	0	0	0	0	5	0	0	0	1
Hamilton	.261	74	241	37	63	11	5	4	19	0	4	1	24	68	9	4	0	1
Herrera	.190	26	42	6	8	2	0	3	6	0	0	0	5	21	0	0	0	0
Herrera	.182	8	11	0	2	0	0	0	0	0	0	0	0	5	0	0	0	0
SEAS TOTAL	.259	45	143	17	37	5	1	0	9	0	0	1	10	31	2	4	5	0
Mesoraco	.261	11	23	1	6	1	0	1	3	0	0	1	1	6	0	0	1	0
SEAS TOTAL	.181	46	127	12	23	3	0	5	15	0	0	2	14	29	0	0	2	1
Pennington	.133	7	15	1	2	0	0	0	0	0	0	0	3	5	0	0	1	2
Peraza	.283	79	314	50	89	19	2	7	29	4	2	5	22	34	11	3	6	12
Schebler	.258	52	186	29	48	11	0	7	22	0	2	1	22	52	3	1	2	3
Suarez	.273	73	267	43	73	11	2	19	59	0	4	4	33	80	1	0	12	7
Trahan	.167	6	6	1	1	0	0	0	0	0	0	0	1	0	0	0	0	0
Tucker	.176	7	17	1	3	0	0	1	3	0	0	0	3	6	0	0	0	0
SEAS TOTAL	.219	50	96	10	21	7	0	4	20	0	0	1	10	26	0	0	1	0
Votto	.258	74	252	35	65	13	0	8	40	0	1	4	58	63	1	0	6	1
Williams	.310	25	58	7	18	0	0	2	4	2	0	0	2	15	1	1	2	0
Winker	.328	46	137	24	45	7	0	6	25	0	1	1	24	25	0	0	3	0
Pitchers	.114	81	158	10	18	1	0	5	16	12	0	0	5	74	0	0	5	4
TOTALS	.257	81	2742	385	704	132	15	98	370	22	20	29	315	742	33	15	57	45

PITCHER	ERA	W	L	G	GS	CG	SHO	SV	IP	AB	H	R	ER	HR	HB	BB	SO	WP	OPP AVG
Bailey	6.66	0	6	9	9	0	0	0	48.2	200	64	36	36	10	0	20	31	0	.320
Brice	6.43	0	2	19	0	0	0	0	21.0	85	26	15	15	6	2	7	19	0	.306
Castillo	3.51	6	5	14	14	0	0	0	82.0	310	70	37	32	14	2	18	96	3	.226
Crockett	4.50	0	0	8	0	0	0	0	6.0	27	9	4	3	1	0	0	7	1	.333
DeSclafani	5.02	4	4	13	13	0	0	0	71.2	273	73	42	40	14	0	19	72	2	.267
Dixon	0.00	0	0	1	0	0	0	0	1.0	3	0	0	0	0	0	0	1	0	.000
Finnegan	6.62	0	2	4	4	0	0	0	17.2	72	22	16	13	5	0	11	12	0	.306
Floro	1.16	3	1	16	0	0	0	0	23.1	79	18	3	3	0	0	8	15	0	.228
SEAS TOTAL	0.95	6	1	29	0	0	0	0	38.0	130	27	4	4	1	1	10	30	1	.208
Gallardo	18.00	0	0	1	0	0	0	0	1.0	6	3	2	2	1	0	1	1	0	.500
SEAS TOTAL	5.22	5	2	10	9	0	0	0	50.0	192	54	29	29	8	1	22	30	5	.281
Garrett	5.61	1	2	36	0	0	0	0	33.2	128	33	21	21	6	2	14	40	2	.258
Harvey	4.45	5	1	11	11	0	0	0	60.2	232	54	30	30	13	3	13	63	0	.233
SEAS TOTAL	4.83	5	2	14	13	0	0	0	72.2	279	66	39	39	16	3	18	75	1	.237
Hernandez	1.95	3	0	32	0	0	0	0	37.0	132	24	9	8	3	2	12	41	2	.182
Hughes	1.42	3	0	41	0	0	0	5	44.1	147	28	7	7	2	1	10	36	1	.190
Iglesias	2.63	1	4	38	0	0	0	14	41.0	149	27	14	12	7	2	10	47	0	.181
Lorenzen	2.95	2	1	22	1	0	0	0	42.2	155	36	16	14	5	1	18	25	2	.232
Mahle	5.01	2	4	11	11	0	0	0	55.2	222	61	34	31	17	2	22	70	1	.275
Mella	18.00	0	0	1	0	0	0	0	2.0	11	5	4	4	3	0	1	3	0	.455
Pennington	9.00	0	0	1	0	0	0	0	1.0	4	1	1	1	0	0	2	1	0	.250
Peralta	9.30	1	2	29	0	0	0	0	20.1	98	36	23	21	2	1	14	16	0	.367
Quackenbus	12.00	0	0	3	0	0	0	0	3.0	14	6	4	4	1	0	2	1	0	.429
Rainey	9.00	0	0	2	0	0	0	0	3.0	9	1	3	3	0	0	5	3	0	.111
Reed	4.82	0	2	7	3	0	0	0	18.2	75	21	10	10	2	0	10	14	0	.280
Reyes	4.50	0	0	2	0	0	0	0	2.0	9	3	2	1	1	0	1	0	0	.333
Romano	5.33	5	5	20	14	0	0	0	77.2	301	78	47	46	13	2	32	65	3	.259
Shackelfor	8.44	0	1	4	0	0	0	0	5.1	23	9	5	5	0	1	3	6	1	.391
Sims	21.60	0	0	1	0	0	0	0	1.2	8	3	4	4	1	0	3	2	0	.375
SEAS TOTAL	10.64	0	0	6	0	0	0	0	11.0	48	15	13	13	3	1	11	12	0	.313
Stephens	4.71	1	2	16	0	0	0	0	21.0	97	35	19	11	4	2	8	18	2	.361
Stephenson	10.80	0	0	1	1	0	0	0	1.2	7	2	2	2	0	0	4	2	1	.286
Weiss	---	0	0	1	0	0	0	0	0.0	2	2	4	4	2	0	2	0	0	1.000
Wisler	4.05	0	0	6	0	0	0	0	6.2	28	10	4	3	2	0	1	4	0	.357
SEAS TOTAL	3.20	1	1	10	2	0	0	0	25.1	96	24	10	9	4	0	3	23	0	.250
TOTALS	4.62	37	44	81	81	0	4	19	751.1	2906	760	418	386	135	23	271	711	21	.262

Reds On The Road

BATTER	AVG	G	AB	R	H	2B	3B	HR	RBI	SH	SF	HP	BB	SO	SB	CS	GI DP	E
Barnhart	.204	68	230	17	47	7	0	3	16	2	2	0	20	39	0	1	12	0
Blandino	.241	31	58	6	14	3	0	0	3	2	0	3	2	16	0	0	0	3
Casali	.289	26	76	3	22	5	0	2	7	0	1	0	5	19	0	1	2	3
Cruz	.333	3	12	2	4	1	0	1	2	0	0	0	0	4	0	0	2	0
Dixon	.192	32	52	8	10	2	0	3	5	0	0	0	3	17	0	0	1	0
Duvall	.194	48	160	16	31	8	0	7	36	0	0	2	9	50	1	0	4	1
SEAS TOTAL	.191	64	188	20	36	8	0	7	36	0	0	3	11	56	1	0	4	1
Ervin	.239	38	117	15	28	4	1	4	16	0	2	2	7	30	3	1	3	1
Federowicz	1.000	2	1	0	1	1	0	0	0	0	0	0	0	0	0	0	0	0
SEAS TOTAL	.333	5	12	1	4	2	0	0	0	0	0	0	1	4	0	0	0	1
Gennett	.319	80	310	45	99	15	0	13	41	1	3	2	25	60	1	2	12	7
Gosselin	.133	11	15	2	2	0	0	0	0	0	0	0	2	3	0	0	1	0
Guerrero	.125	8	8	1	1	0	0	1	1	0	0	0	0	3	0	0	0	0
Hamilton	.213	79	263	37	56	5	4	0	10	1	0	0	22	64	25	6	1	1
Herrera	.178	27	45	5	8	3	0	2	5	0	0	2	3	18	0	0	0	0
Herrera	.000	3	2	0	0	0	0	0	0	0	0	0	0	0	0	1	0	0
SEAS TOTAL	.207	41	135	8	28	9	2	1	11	1	2	1	9	26	1	1	1	1
Mesoraco	.167	7	18	0	3	1	0	0	0	0	0	1	1	4	0	0	1	0
SEAS TOTAL	.265	38	117	12	31	7	0	6	18	0	1	2	11	23	0	0	7	0
Pennington	.143	9	14	0	2	0	0	0	0	0	0	0	2	8	0	0	0	0
Peraza	.292	78	318	35	93	12	2	7	29	4	3	4	7	41	12	3	6	10
Schebler	.253	55	194	26	49	8	0	10	27	0	0	8	17	47	1	1	3	3
Suarez	.292	70	260	36	76	11	0	15	45	0	2	5	31	62	0	1	8	12
Trahan	.250	5	8	1	2	0	0	0	0	0	0	0	0	3	0	0	0	0
Tucker	.200	10	20	3	4	1	0	1	2	0	0	1	1	3	0	0	0	0
SEAS TOTAL	.243	47	70	9	17	4	0	2	7	0	1	3	3	17	0	0	1	0
Votto	.311	71	251	32	78	15	2	4	27	0	2	5	50	38	1	0	9	4
Williams	.277	26	65	3	18	5	1	0	2	0	0	0	5	14	0	1	3	0
Winker	.271	43	144	14	39	9	0	1	18	1	0	1	25	21	0	0	3	1
Pitchers	.087	81	149	4	13	3	0	0	3	16	0	0	7	70	0	0	0	4
TOTALS	.251	81	2790	311	700	119	10	74	295	27	15	36	244	634	44	18	71	50

PITCHER	ERA	W	L	G	GS	CG	SHO	SV	IP	AB	H	R	ER	HR	HB	BB	SO	WP	OPP AVG
Bailey	5.62	1	8	11	11	1	0	0	57.2	251	77	46	36	13	2	13	44	2	.307
Blandino	0.00	0	0	1	0	0	0	0	1.0	4	1	0	0	0	0	0	2	1	.250
Brice	4.96	2	1	14	0	0	0	0	16.1	59	13	11	9	3	1	6	13	1	.220
Castillo	5.03	4	7	17	17	0	0	0	87.2	335	88	52	49	14	3	31	69	1	.263
Crockett	8.10	1	0	7	0	0	0	0	3.1	17	7	4	3	0	0	2	4	0	.412
DeSclafani	4.78	3	4	8	8	0	0	0	43.1	170	45	26	23	10	2	11	36	2	.265
Dixon	0.00	0	0	1	0	0	0	0	0.1	1	0	0	0	0	0	0	0	0	.000
Ervin	0.00	0	0	1	0	0	0	0	0.1	1	0	0	0	0	0	0	0	0	.000
Finnegan	12.00	0	1	1	1	0	0	0	3.0	13	5	4	4	0	0	4	2	1	.385
Floro	5.54	0	1	9	0	0	0	0	13.0	63	21	9	8	2	0	4	12	0	.333
SEAS TOTAL	4.15	0	2	25	0	0	0	0	26.0	111	30	13	12	2	0	13	28	0	.270
Gallardo	40.50	0	0	2	0	0	0	0	1.1	9	5	6	6	0	0	3	1	0	.556
SEAS TOTAL	7.71	3	6	11	9	0	0	0	44.1	178	53	39	38	6	1	25	28	1	.298
Garrett	2.76	0	0	30	0	0	0	0	29.1	106	23	9	9	2	1	11	31	1	.217
Harvey	4.54	2	6	13	13	0	0	0	67.1	268	78	36	34	8	2	15	48	1	.291
SEAS TOTAL	5.03	2	7	18	15	0	0	0	82.1	330	99	48	46	11	3	19	56	1	.300
Hernandez	3.33	2	2	25	0	0	0	0	27.0	98	22	11	10	3	3	5	24	1	.224
Hughes	2.62	1	3	31	0	0	0	2	34.1	122	29	10	10	2	1	13	23	4	.238
Iglesias	2.03	1	1	28	0	0	0	16	31.0	112	25	8	7	5	0	15	33	2	.223
Lorenzen	3.29	2	1	23	2	0	0	1	38.1	147	42	16	14	1	2	16	29	0	.286
Mahle	4.95	5	5	12	0	0	0	0	56.1	220	64	34	31	5	1	31	40	0	.291
Mella	6.14	0	0	3	0	0	0	0	7.1	26	8	5	5	1	1	7	5	1	.308
Peralta	2.16	1	0	30	0	0	0	0	25.0	94	22	9	6	0	1	17	15	0	.234
Quackenbus	10.50	0	1	7	0	0	0	0	6.0	25	7	7	7	2	0	4	6	0	.280
Rainey	36.00	0	0	6	0	0	0	0	4.0	23	12	16	16	4	0	7	4	0	.522
Reed	3.33	1	1	10	4	0	0	0	24.1	92	24	11	9	3	2	5	28	2	.261
Reyes	2.45	0	0	3	0	0	0	0	3.2	12	1	2	1	0	1	1	2	1	.083
Romano	5.29	3	6	19	11	0	0	0	68.0	279	77	45	40	10	2	21	40	4	.276
Shackelfor	6.75	0	0	1	0	0	0	0	2.2	11	4	3	2	0	0	1	1	0	.364
Sims	0.00	0	0	2	0	0	0	0	3.2	11	0	0	0	0	0	1	2	4	.000
SEAS TOTAL	0.00	0	0	3	0	0	0	0	4.2	14	0	0	0	0	1	2	4	0	.000
Stephens	5.19	1	1	13	0	0	0	0	17.1	66	15	11	10	3	1	7	15	1	.227
Stephenson	9.00	0	2	3	2	0	0	0	10.0	43	15	10	10	2	0	8	9	1	.349
Wisler	0.00	0	0	5	0	0	0	0	6.2	21	1	0	0	0	0	1	7	0	.048
SEAS TOTAL	6.14	0	0	8	1	0	0	0	14.2	59	17	10	10	4	0	4	9	1	.288
TOTALS	4.63	30	51	81	81	1	2	19	689.2	2699	731	401	355	93	27	261	547	27	.271

Reds During The Day

BATTER	AVG	G	AB	R	H	2B	3B	HR	RBI	SH	SF	HP	BB	SO	SB	CS	GI DP	E
Aquino	.000	1	1	0	0	0	0	0	0	0	0	0	0	1	0	0	0	0
Barnhart	.216	51	167	11	36	2	0	3	11	0	1	1	13	32	0	1	2	1
Blandino	.169	27	65	9	11	0	0	0	1	1	0	3	3	22	0	0	2	2
Casali	.284	25	67	8	19	6	0	1	10	1	1	1	6	19	0	1	4	2
Cruz	.071	4	14	0	1	1	0	0	0	0	0	0	0	7	0	0	2	0
Dixon	.218	32	55	6	12	2	0	3	6	0	0	0	2	18	0	0	2	0
Duvall	.254	42	126	19	32	8	0	9	32	0	1	2	14	32	1	1	3	0
SEAS TOTAL	.239	54	142	21	34	9	0	9	32	0	1	2	15	41	1	1	3	0
Ervin	.280	30	75	11	21	4	0	2	11	0	2	2	11	25	0	0	2	1
Federowicz	.200	3	5	1	1	0	0	1	2	0	0	0	1	3	0	0	0	0
SEAS TOTAL	.231	6	13	2	3	0	0	1	2	0	0	0	1	7	0	0	0	0
Gennett	.299	58	211	22	63	13	1	5	26	1	1	1	13	42	1	2	8	7
Gosselin	.125	8	8	3	1	0	0	1	2	0	0	0	2	4	0	0	0	0
Guerrero	.000	5	9	0	0	0	0	0	0	0	0	0	0	4	0	0	0	1
Hamilton	.249	59	189	31	47	10	5	1	9	1	2	0	18	50	17	3	1	1
Herrera	.205	21	39	4	8	3	0	1	2	0	0	1	2	16	0	0	0	0
Herrera	.000	4	3	0	0	0	0	0	0	0	0	0	0	1	0	0	0	0
SEAS TOTAL	.232	23	69	8	16	3	0	1	9	0	1	1	4	16	1	1	1	0
Mesoraco	.263	9	19	0	5	1	0	0	0	0	0	1	1	4	0	0	0	0
SEAS TOTAL	.250	25	64	5	16	1	0	4	6	0	0	1	5	17	0	0	3	0
Pennington	.100	6	10	0	1	0	0	0	0	0	0	0	3	4	0	0	1	0
Peraza	.265	61	245	28	65	7	2	4	21	2	1	4	10	36	7	3	5	8
Schebler	.204	46	162	18	33	6	0	5	17	0	1	5	22	35	4	1	2	3
Suarez	.267	56	206	30	55	4	2	15	41	0	1	4	21	51	0	0	10	6
Trahan	.250	4	8	1	2	0	0	0	0	0	0	0	1	0	0	0	0	0
Tucker	.182	7	11	2	2	0	0	1	2	0	0	0	1	2	0	0	0	0
SEAS TOTAL	.235	35	51	8	12	2	0	4	12	0	1	1	6	12	0	0	0	0
Votto	.295	57	190	29	56	13	1	6	32	0	2	3	47	34	1	0	6	2
Williams	.304	17	46	3	14	1	0	0	1	0	0	0	3	14	1	1	3	0
Winker	.290	34	100	19	29	4	0	4	13	0	0	0	21	21	0	0	3	1
Pitchers	.128	64	117	7	15	0	0	3	11	11	0	0	6	51	0	0	1	0
TOTALS	.246	64	2148	262	529	85	11	65	250	17	13	28	220	529	32	13	57	35

PITCHER	ERA	W	L	G	GS	CG	SHO	SV	IP	AB	H	R	ER	HR	HB	BB	SO	WP	OPP AVG
Bailey	5.51	0	4	6	6	0	0	0	32.2	134	36	25	20	8	0	9	17	0	.269
Brice	4.61	1	1	14	0	0	0	0	13.2	53	14	7	7	4	0	4	15	0	.264
Castillo	4.88	5	8	17	17	0	0	0	90.1	343	90	53	49	17	3	30	82	2	.262
Crockett	3.00	0	0	7	0	0	0	0	3.0	12	3	1	1	0	0	1	4	0	.250
DeSclafani	5.05	4	2	7	7	0	0	0	35.2	138	37	22	20	7	2	14	27	0	.268
Ervin	0.00	0	0	1	0	0	0	0	0.1	1	0	0	0	0	0	0	0	0	.000
Finnegan	9.39	0	2	2	2	0	0	0	7.2	31	10	10	8	2	0	7	6	0	.323
Floro	1.62	2	0	10	0	0	0	0	16.2	63	14	3	3	1	0	4	13	0	.222
SEAS TOTAL	1.88	2	1	16	0	0	0	0	24.0	91	21	5	5	2	1	7	20	0	.231
Gallardo	9.00	0	0	2	0	0	0	0	2.0	10	4	2	2	1	0	2	2	0	.400
SEAS TOTAL	4.76	3	2	9	7	0	0	0	39.2	150	38	21	21	5	0	19	24	3	.253
Garrett	4.30	0	0	28	0	0	0	0	29.1	103	23	14	14	2	1	14	37	3	.223
Harvey	4.97	2	3	8	8	0	0	0	41.2	169	51	24	23	10	1	7	40	0	.302
SEAS TOTAL	5.64	2	3	10	8	0	0	0	44.2	181	55	29	28	11	1	10	41	0	.304
Hernandez	1.69	1	0	24	0	0	0	0	26.2	95	18	5	5	2	2	7	30	1	.189
Hughes	1.89	1	2	33	0	0	0	2	33.1	119	29	7	7	2	0	11	24	3	.244
Iglesias	3.16	1	2	24	0	0	0	13	25.2	94	19	10	9	6	1	8	28	0	.202
Lorenzen	2.57	2	1	17	2	0	0	0	28.0	109	31	9	8	1	0	11	19	0	.284
Mahle	3.31	4	3	10	10	0	0	0	54.1	209	55	23	20	10	2	25	63	0	.263
Mella	21.00	0	0	2	0	0	0	0	3.0	16	7	7	7	3	0	4	4	1	.438
Peralta	3.13	0	1	28	0	0	0	0	23.0	97	28	13	8	0	1	14	15	0	.289
Quackenbus	38.57	0	0	3	0	0	0	0	2.1	14	7	10	10	2	0	4	2	0	.500
Rainey	13.50	0	0	2	0	0	0	0	1.1	7	3	2	2	1	0	2	2	0	.429
Reed	0.73	0	0	4	2	0	0	0	12.1	42	7	1	1	0	1	6	17	0	.167
Reyes	0.00	0	0	2	0	0	0	0	2.0	6	0	0	0	0	0	1	1	0	.000
Romano	4.71	2	4	14	8	0	0	0	49.2	201	56	30	26	8	0	13	33	3	.279
Shackelfor	27.00	0	0	1	0	0	0	0	0.1	3	2	1	1	0	0	1	1	0	.667
Sims	9.82	0	0	2	0	0	0	0	3.2	14	3	4	4	1	0	4	5	0	.214
SEAS TOTAL	8.10	0	0	4	0	0	0	0	6.2	26	6	6	6	2	0	5	6	0	.231
Stephens	3.86	2	2	12	0	0	0	0	14.0	60	16	8	6	2	2	6	15	3	.267
Stephenson	9.00	0	2	3	2	0	0	0	10.0	43	15	10	10	2	0	8	9	1	.349
Wisler.M	7.71	0	0	3	0	0	0	0	2.1	11	4	2	2	2	0	0	1	0	.364
TOTALS	4.35	27	37	64	64	0	3	15	565.0	2197	582	303	273	94	16	217	512	17	.265

Reds At Night

BATTER	AVG	G	AB	R	H	2B	3B	HR	RBI	SH	SF	HP	BB	SO	SB	CS	GI	DP	E
Barnhart	.266	87	293	39	78	19	3	7	35	3	2	1	41	64	0	3	11	2	2
Blandino	.302	42	63	5	19	4	0	1	7	1	0	1	10	19	0	0	2	3	3
Casali	.301	27	73	7	22	4	0	3	6	0	0	1	6	13	0	1	1	2	2
Cruz	.250	5	12	2	3	0	0	1	2	0	0	0	0	4	0	0	2	0	0
Dixon	.143	42	63	8	9	4	0	2	4	0	0	0	4	25	0	0	0	0	0
Duvall	.176	63	205	21	36	11	0	6	29	0	0	2	20	68	1	1	5	2	2
SEAS TOTAL	.169	84	242	27	41	11	0	6	29	0	0	3	22	76	1	1	6	2	2
Ervin	.238	48	143	16	34	6	1	5	20	0	2	3	9	35	6	1	3	2	2
Federowicz	1.000	2	1	0	1	1	0	0	0	0	0	0	0	0	0	0	0	0	0
SEAS TOTAL	.222	9	27	3	6	4	0	0	2	0	0	0	1	9	0	0	1	1	1
Gennett	.316	96	373	64	118	17	2	18	66	2	4	3	29	83	3	0	6	4	4
Gosselin	.125	12	16	2	2	0	0	0	0	0	0	0	2	4	0	0	1	1	1
Guerrero	.333	9	9	1	3	0	0	1	1	0	0	0	0	4	0	0	0	0	0
Hamilton	.229	94	315	43	72	6	4	3	20	0	2	1	28	82	17	7	0	1	1
Herrera	.167	32	48	7	8	2	0	4	9	0	0	1	6	23	0	0	0	0	0
Herrera	.200	7	10	0	2	0	0	0	0	0	0	0	0	4	0	1	0	0	0
SEAS TOTAL	.234	63	209	17	49	11	3	0	11	1	1	1	15	41	2	4	5	1	1
Mesoraco	.182	9	22	1	4	1	0	1	3	0	0	1	1	6	0	0	2	0	0
SEAS TOTAL	.211	59	180	19	38	9	0	7	27	0	1	3	20	35	0	0	6	1	1
Pennington	.158	10	19	1	3	0	0	0	0	0	0	0	2	9	0	0	0	2	2
Peraza	.302	96	387	57	117	24	2	10	37	6	4	5	19	39	16	3	7	14	14
Schebler	.294	61	218	37	64	13	0	12	32	0	1	4	17	64	0	1	3	3	3
Suarez	.293	87	321	49	94	18	0	19	63	0	5	5	43	91	1	1	10	13	13
Trahan	.167	7	6	1	1	0	0	0	0	0	0	0	0	3	0	0	0	0	0
Tucker	.192	10	26	2	5	1	0	1	3	0	0	1	3	7	0	0	0	0	0
SEAS TOTAL	.226	62	115	11	26	9	0	2	15	0	0	3	7	31	0	0	2	0	0
Votto	.278	88	313	38	87	15	1	6	35	0	1	6	61	67	1	0	9	3	3
Williams	.286	34	77	7	22	4	1	2	5	2	0	0	4	15	0	1	2	0	0
Winker	.304	55	181	19	55	12	0	3	30	1	1	2	28	25	0	0	3	0	0
Pitchers	.084	98	190	7	16	4	0	2	8	17	0	0	6	93	0	0	4	8	8
TOTALS	.259	98	3384	434	875	166	14	107	415	32	22	37	339	847	45	20	71	60	60

PITCHER	ERA	W	L	G	GS	CG	SHO	SV	IP	AB	H	R	ER	HR	HB	BB	SO	WP	AVG	OPP
Bailey	6.35	1	10	14	14	1	0	0	73.2	317	105	57	52	15	2	24	58	2	.331	
Blandino	0.00	0	0	1	0	0	0	0	1.0	4	1	0	0	0	0	0	2	1	.250	
Brice	6.46	1	2	19	0	0	0	0	23.2	91	25	19	17	5	3	9	17	1	.275	
Castillo	3.63	5	4	14	14	0	0	0	79.1	302	68	36	32	11	2	19	83	2	.225	
Crockett	7.11	1	0	8	0	0	0	0	6.1	32	13	7	5	1	0	1	7	1	.406	
DeSclafani	4.88	3	6	14	14	0	0	0	79.1	305	81	46	43	17	0	16	81	4	.266	
Dixon	0.00	0	0	2	0	0	0	0	1.1	4	0	0	0	0	0	0	1	0	.000	
Finnegan	6.23	0	1	3	3	0	0	0	13.0	54	17	10	9	3	0	8	8	1	.315	
Floro	3.66	1	2	15	0	0	0	0	19.2	79	25	9	8	1	0	8	14	0	.316	
SEAS TOTAL	2.48	4	2	38	0	0	0	0	40.0	150	36	12	11	1	0	16	38	1	.240	
Gallardo	162.00	0	0	1	0	0	0	0	0.1	5	4	6	6	0	0	2	0	0	.800	
SEAS TOTAL	7.57	5	6	12	11	0	0	0	54.2	220	69	47	46	9	2	28	34	3	.314	
Garrett	4.28	1	2	38	0	0	0	0	33.2	131	33	16	16	6	2	11	34	0	.252	
Harvey	4.27	5	4	16	16	0	0	0	86.1	331	81	42	41	11	4	21	71	1	.245	
SEAS TOTAL	4.65	5	6	22	20	0	0	0	110.1	428	110	58	57	16	5	27	90	2	.257	
Hernandez	3.13	4	2	33	0	0	0	0	37.1	135	28	15	13	4	3	10	35	2	.207	
Hughes	1.99	3	1	39	0	0	0	5	45.1	150	28	10	10	2	2	12	35	2	.187	
Iglesias	1.94	1	3	42	0	0	0	17	46.1	167	33	12	10	6	1	17	52	2	.198	
Lorenzen	3.40	2	1	28	1	0	0	1	53.0	193	47	23	20	5	3	23	35	2	.244	
Mahle	6.55	3	6	13	13	0	0	0	57.2	233	70	45	42	12	1	28	47	1	.300	
Mella	2.84	0	0	2	0	0	0	0	6.1	21	6	2	2	1	1	4	4	0	.286	
Pennington	9.00	0	0	1	0	0	0	0	1.0	4	1	1	1	0	0	2	1	0	.250	
Peralta	7.66	2	1	31	0	0	0	0	22.1	95	30	19	19	2	1	17	16	0	.316	
Quackenbush	1.35	0	1	7	0	0	0	0	6.2	25	6	1	1	1	0	2	5	0	.240	
Rainey	27.00	0	0	6	0	0	0	0	5.2	25	10	17	17	3	0	10	5	0	.400	
Reed	5.28	1	3	13	5	0	0	0	30.2	125	38	20	18	5	1	9	25	2	.304	
Reyes	4.91	0	0	3	0	0	0	0	3.2	15	4	4	2	1	1	1	1	1	.267	
Romano	5.63	6	7	25	17	0	0	0	96.0	379	99	62	60	15	4	40	72	4	.261	
Shackelford	7.04	0	1	4	0	0	0	0	7.2	31	11	7	6	0	1	3	6	1	.355	
Sims	0.00	0	0	1	0	0	0	0	1.2	5	0	0	0	0	0	1	1	0	.000	
SEAS TOTAL	7.00	0	0	5	0	0	0	0	9.0	36	9	7	7	1	2	8	10	0	.250	
Stephens	5.55	0	1	17	0	0	0	0	24.1	103	34	22	15	5	1	9	18	0	.330	
Stephenson	10.80	0	0	1	1	0	0	0	1.2	7	2	2	2	0	0	4	2	1	.286	
Weiss	---	0	0	1	0	0	0	0	0.0	2	2	4	4	2	0	2	0	0	1.000	
Wisler	0.82	0	0	8	0	0	0	0	11.0	38	7	2	1	0	0	2	10	0	.184	
SEAS TOTAL	4.06	1	1	15	3	0	0	0	37.2	144	37	18	17	6	0	7	31	1	.257	
TOTALS	4.81	40	58	98	98	1	3	23	876.0	3408	909	516	468	134	34	315	746	31	.267	

Reds Batters with Runners in Scoring Position

PLAYER	OUTS	AVG	AB	H	2B	3B	HR	TOT RBI	SP RBI	MISP	MOB	BB	IBB	SO	SH	SF	GDP
Aquino,A	<2	.000	0	0	0	0	0	0	0	0	0	0	0	0	0	0	0
Aquino,A	=2	.000	1	0	0	0	0	0	0	1	1	0	0	1	0	0	0
Aquino,A		.000	1	0	0	0	0	0	0	1	1	0	0	1	0	0	0
Bailey,H	<2	.000	1	0	0	0	0	0	0	5	9	1	0	0	3	0	0
Bailey,H	=2	.250	4	1	0	0	0	0	0	4	7	0	0	2	0	0	0
Bailey,H		.200	5	1	0	0	0	0	0	9	16	1	0	2	3	0	0
Barnhart,T	<2	.171	70	12	1	0	0	12	12	97	136	7	0	19	2	3	4
Barnhart,T	=2	.255	51	13	3	0	0	16	15	83	113	14	2	10	0	0	0
Barnhart,T		.207	121	25	4	0	0	28	27	180	249	21	2	29	2	3	4
Blandino,A	<2	.059	17	1	0	0	0	1	1	27	39	2	0	9	2	0	3
Blandino,A	=2	.385	13	5	2	0	0	6	6	24	32	4	1	2	0	0	0
Blandino,A		.200	30	6	2	0	0	7	7	51	71	6	1	11	2	0	3
Casali,C	<2	.222	18	4	2	0	1	8	6	25	34	1	0	4	0	1	2
Casali,C	=2	.231	13	3	0	0	0	2	2	19	29	4	1	1	0	0	0
Casali,C		.226	31	7	2	0	1	10	8	44	63	5	1	5	0	1	2
Castillo,L	<2	.200	5	1	0	0	0	0	0	8	11	0	0	3	3	0	0
Castillo,L	=2	.143	14	2	0	0	0	2	2	16	26	0	0	2	0	0	0
Castillo,L		.158	19	3	0	0	0	2	2	24	37	0	0	5	3	0	0
Cruz,T	<2	.167	6	1	0	0	1	2	1	7	10	0	0	2	0	0	2
Cruz,T	=2	.000	3	0	0	0	0	0	0	4	5	0	0	2	0	0	0
Cruz,T		.111	9	1	0	0	1	2	1	11	15	0	0	4	0	0	2
DeSclafani,A	<2	.500	4	2	0	0	0	0	0	6	9	0	0	1	1	0	0
DeSclafani,A	=2	.143	7	1	0	0	1	4	2	9	13	0	0	3	0	0	0
DeSclafani,A		.273	11	3	0	0	1	4	2	15	22	0	0	4	1	0	0
Dixon,B	<2	.087	23	2	0	0	0	3	3	28	36	1	0	10	0	0	1
Dixon,B	=2	.091	11	1	1	0	0	2	2	15	22	0	0	6	0	0	0
Dixon,B		.088	34	3	1	0	0	5	5	43	58	1	0	16	0	0	1
Duvall,A	<2	.294	51	15	2	0	5	33	24	78	123	6	1	13	0	1	6
Duvall,A	=2	.267	45	12	6	0	1	19	14	57	88	5	2	10	0	0	0
Duvall,A		.281	96	27	8	0	6	52	38	135	211	11	3	23	0	1	6
Ervin,P	<2	.310	29	9	2	0	0	13	13	50	70	4	0	10	0	4	1
Ervin,P	=2	.200	30	6	0	0	1	9	7	43	59	5	1	6	0	0	0
Ervin,P		.254	59	15	2	0	1	22	20	93	129	9	1	16	0	4	1
Federowicz,T	<2	.000	0	0	0	0	0	0	0	0	0	0	0	0	0	0	0
Federowicz,T	=2	.500	2	1	0	0	1	2	1	2	3	0	0	1	0	0	0
Federowicz,T		.500	2	1	0	0	1	2	1	2	3	0	0	1	0	0	0
Finnegan,B	<2	.000	0	0	0	0	0	0	0	0	0	0	0	0	0	0	0
Finnegan,B	=2	.000	1	0	0	0	0	0	0	1	1	0	0	0	0	0	0
Finnegan,B		.000	1	0	0	0	0	0	0	1	1	0	0	0	0	0	0
Floro,D	<2	.000	1	0	0	0	0	0	0	1	2	0	0	1	0	0	0
Floro,D	=2	.000	1	0	0	0	0	0	0	1	1	0	0	0	0	0	0
Floro,D		.000	2	0	0	0	0	0	0	2	3	0	0	1	0	0	0
Garrett,A	<2	.000	0	0	0	0	0	0	0	0	0	0	0	0	0	0	0
Garrett,A	=2	.000	1	0	0	0	0	0	0	1	1	0	0	0	0	0	0
Garrett,A		.000	1	0	0	0	0	0	0	1	1	0	0	0	0	0	0
Gennett,S	<2	.314	86	27	7	2	2	38	32	119	188	8	2	21	3	5	4
Gennett,S	=2	.310	71	22	3	0	2	27	23	93	128	4	1	15	0	0	0
Gennett,S		.312	157	49	10	2	4	65	55	212	316	12	3	36	3	5	4
Gosselin,P	<2	.000	1	0	0	0	0	0	0	1	2	0	0	0	0	0	1
Gosselin,P	=2	.200	5	1	0	0	1	2	1	6	7	1	1	2	0	0	0
Gosselin,P		.167	6	1	0	0	1	2	1	7	9	1	1	2	0	0	1
Guerrero,G	<2	.000	1	0	0	0	0	0	0	1	2	0	0	0	0	0	0
Guerrero,G	=2	.000	0	0	0	0	0	0	0	0	0	0	0	0	0	0	0
Guerrero,G		.000	1	0	0	0	0	0	0	1	2	0	0	0	0	0	0
Hamilton,B	<2	.333	39	13	0	2	0	12	12	60	81	4	0	8	0	4	0
Hamilton,B	=2	.177	62	11	0	1	0	11	11	80	104	5	0	16	0	0	0
Hamilton,B		.238	101	24	0	3	0	23	23	140	185	9	0	24	0	4	0
Harvey,M	<2	.143	7	1	0	0	0	0	0	8	12	0	0	1	0	0	0
Harvey,M	=2	.091	11	1	0	0	0	1	1	13	18	0	0	6	0	0	0
Harvey,M		.111	18	2	0	0	0	1	1	21	30	0	0	7	0	0	0

PLAYER	OUTS	AVG	AB	H	2B	3B	HR	TOT RBI	SP RBI	MISP	MOB	BB	IBB	SO	SH	SF	GIDP
Herrera,D	<2	.091	11	1	0	0	1	3	2	14	21	0	0	5	0	0	0
Herrera,D	=2	.200	5	1	0	0	0	1	1	12	17	3	0	3	0	0	0
Herrera,D		.125	16	2	0	0	1	4	3	26	38	3	0	8	0	0	0
Herrera,R	<2	.000	0	0	0	0	0	0	0	0	0	0	0	0	0	0	0
Herrera,R	=2	.000	3	0	0	0	0	0	0	4	6	0	0	1	0	0	0
Herrera,R		.000	3	0	0	0	0	0	0	4	6	0	0	1	0	0	0
Iglesias,R	<2	.000	0	0	0	0	0	0	0	0	0	0	0	0	0	0	0
Iglesias,R	=2	.000	2	0	0	0	0	0	0	4	6	0	0	0	0	0	0
Iglesias,R		.000	2	0	0	0	0	0	0	4	6	0	0	0	0	0	0
Lorenzen,M	<2	.750	4	3	0	0	2	7	3	5	8	0	0	1	0	0	0
Lorenzen,M	=2	.250	4	1	0	0	0	1	1	5	7	1	0	2	0	0	0
Lorenzen,M		.500	8	4	0	0	2	8	4	10	15	1	0	3	0	0	0
Mahle,T	<2	.250	4	1	0	0	0	0	0	6	9	0	0	2	1	0	0
Mahle,T	=2	.000	5	0	0	0	0	0	0	7	9	0	0	1	0	0	0
Mahle,T		.111	9	1	0	0	0	0	0	13	18	0	0	3	1	0	0
Mella,K	<2	.000	0	0	0	0	0	0	0	0	0	0	0	0	0	0	0
Mella,K	=2	.000	1	0	0	0	0	0	0	1	2	0	0	1	0	0	0
Mella,K		.000	1	0	0	0	0	0	0	1	2	0	0	1	0	0	0
Mesoraco,D	<2	.500	4	2	0	0	0	0	0	4	6	0	0	0	0	0	1
Mesoraco,D	=2	.000	4	0	0	0	0	0	0	5	8	0	0	1	0	0	0
Mesoraco,D		.250	8	2	0	0	0	0	0	9	14	0	0	1	0	0	1
Pennington,C	<2	.000	4	0	0	0	0	0	0	9	12	3	0	3	0	0	0
Pennington,C	=2	.000	4	0	0	0	0	0	0	5	8	0	0	2	0	0	0
Pennington,C		.000	8	0	0	0	0	0	0	14	20	3	0	5	0	0	0
Peralta,W	<2	.000	0	0	0	0	0	0	0	1	2	0	0	0	1	0	0
Peralta,W	=2	.000	0	0	0	0	0	0	0	0	0	0	0	0	0	0	0
Peralta,W		.000	0	0	0	0	0	0	0	1	2	0	0	0	1	0	0
Peraza,J	<2	.297	64	19	2	0	2	27	23	88	124	2	0	7	4	5	2
Peraza,J	=2	.263	57	15	3	0	0	17	15	79	113	10	4	6	0	0	0
Peraza,J		.281	121	34	5	0	2	44	38	167	237	12	4	13	4	5	2
Reed,C	<2	.000	0	0	0	0	0	0	0	0	0	0	0	0	0	0	0
Reed,C	=2	.000	2	0	0	0	0	0	0	3	4	0	0	1	0	0	0
Reed,C		.000	2	0	0	0	0	0	0	3	4	0	0	1	0	0	0
Romano,S	<2	.250	4	1	0	0	0	2	2	6	8	0	0	2	1	0	0
Romano,S	=2	.000	2	0	0	0	0	0	0	4	5	0	0	0	0	0	0
Romano,S		.167	6	1	0	0	0	2	2	10	13	0	0	2	1	0	0
Schebler,S	<2	.246	57	14	2	0	4	27	21	83	119	7	0	17	0	2	3
Schebler,S	=2	.081	37	3	0	0	0	3	3	53	83	6	1	12	0	0	0
Schebler,S		.181	94	17	2	0	4	30	24	136	202	13	1	29	0	2	3
Suarez,E	<2	.333	69	23	3	0	5	38	30	116	172	17	2	23	0	6	4
Suarez,E	=2	.273	66	18	4	0	3	25	21	94	137	12	4	15	0	0	0
Suarez,E		.304	135	41	7	0	8	63	51	210	309	29	6	38	0	6	4
Trahan,B	<2	.000	3	0	0	0	0	0	0	3	3	0	0	1	0	0	0
Trahan,B	=2	.000	1	0	0	0	0	0	0	1	2	0	0	0	0	0	0
Trahan,B		.000	4	0	0	0	0	0	0	4	5	0	0	1	0	0	0
Tucker,P	<2	.143	7	1	0	0	0	1	1	8	14	0	0	1	0	0	0
Tucker,P	=2	.250	4	1	0	0	0	1	1	4	5	0	0	1	0	0	0
Tucker,P		.182	11	2	0	0	0	2	2	12	19	0	0	2	0	0	0
Votto,J	<2	.397	78	31	6	1	2	38	33	109	149	12	2	19	0	3	3
Votto,J	=2	.233	43	10	3	0	3	19	12	73	106	20	4	11	0	0	0
Votto,J		.339	121	41	9	1	5	57	45	182	255	32	6	30	0	3	3
Williams,M	<2	.222	9	2	0	0	1	4	3	15	21	0	0	2	2	0	3
Williams,M	=2	.091	11	1	0	0	0	0	0	15	23	1	1	4	0	0	0
Williams,M		.150	20	3	0	0	1	4	3	30	44	1	1	6	2	0	3
Winker,J	<2	.400	35	14	0	0	1	19	17	54	78	6	2	5	1	1	2
Winker,J	=2	.313	32	10	2	0	2	14	10	53	74	10	2	5	0	0	0
Winker,J		.358	67	24	2	0	3	33	27	107	152	16	4	10	1	1	2
REDS	<2	.281	712	200	27	5	27	288	239	1042	1510	81	9	190	24	35	42
REDS	=2	.223	629	140	27	1	15	184	151	894	1273	105	25	151	0	0	0
REDS		.254	1341	340	54	6	42	472	390	1936	2783	186	34	341	24	35	42

REDS 2018 HIGHS AND LOWS
CLUB MISCELLANEOUS

Longest Winning Streak	7 games, 6/17-6/24
Longest Losing Streak	8 games, 4/8-4/15
Longest Winning Streak - Home	7 games, 6/10-6/24
Longest Winning Streak - Road	5 games, 4/29-5/13
Longest Losing Streak - Home	5 games, 4/25-5/2
Longest Losing Streak - Road	6 games, 8/22-8/31
Longest Game - Innings	13, 6/7 vs Col (7-5 win)
Longest Game - Time - Extra Innings	4:36, 7/3 vs WSox (12 innings)
Longest Game - Time - 9.0 Innings	4:00, 4/27 at Min
Longest Game - Time - Home - 9.0 innings	3:36 (2x), 5/6 vs Mia & 9/28 vs Pit
Longest Game - Time - Road - 9.0 innings	4:00, 4/27 at Min
Shortest Game - Time - 9.0 innings	2:17, 9/29 vs Pit
Shortest Game - Time - Home - 9.0 innings	2:17, 9/29 vs Pit
Shortest Game - Time - Road - 9.0 Innings	2:18, 7/31 at Det
Largest Winning Margin	9 runs, 12-3 win on 6/30 vs Mil
Largest Winning Margin - Home	9 runs, 12-3 win on 6/30 vs Mil
Largest Winning Margin - Road	8 runs, 9-1 win on 7/13 at StL
Largest Losing Margin	15 runs, 19-4 loss on 7/11 at Cle
Largest Losing Margin - Home	11 runs, 12-1 loss on 7/20 vs Pit
Largest Losing Margin - Road	15 runs, 19-4 loss on 7/11 at Cle
Most Games Over .500	n/a
Most Games Under .500	28g (2x), at 66-94 on 9/28 & season-ending 67-95 on 9/30
Biggest Comeback to Win	5 runs on 6/24 vs Chc, trailed 5-0, won 8-6
Biggest Blow Lead In Loss	5 runs (2x), last on 7/7 at Chc, led 7-2, lost 8-7
Most Errors - Game	4, 7/3 vs WSox
Most Double Plays Hit Into - Game	4, 5/5 vs Mia
Most Double Plays Turned - Game	4, 5/26 at Col
Highest Attendance - Home	43,879 on Opening Day vs Wsh
Highest Attendance - Home, Non-Opening Day	42,630 on 9/29 vs Pit
Highest Attendance - Road	46,368 on 9/1 at StL

TEAM BATTING

Most Hits - Game	20, 4/27 at Min (15-9 win)
Most Hits - Inning	8 (2x, last 9/8 vs SD, 2nd)
Fewest Hits - Game	1, 4/8 at Pit (5-0 loss, Jameson Taillon first career CG)
Most Runs - Game	15, 4/27 at Min (15-9 win)
Most Runs - Inning	8 (6/30 vs Mil, 7th)
Most Doubles - Game	7, 7/13 at StL
Most Triples - Game	3, 8/19 vs SF
Most Home Runs - Game	5, 8/29 vs Mil (13-12 loss, 10 innings)
Most Home Runs - Inning	2 (9x), last on 9/14 at Chc (T4th)
Most Total Bases - Game	36, 4/27 at Min
Most Extra-Base Hits - Game	9 (3x), last on 8/19 vs SF
Most LOB - Game	13 (4x), last on 9/28 vs Pit (8-4 loss)
Most Walks - Game	11, 6/10 vs StL
Most Strikeouts - Game	15 (3x, 9 inn.), last on 9/7 vs SD & 16, 9/30 vs Pit (10 inn.)
Most Stolen Bases - Game	4 (3x), last on 7/7 at Chc (9 innings) & 7/8 at Chc (10 innings)
Most Stolen Bases - Inning	2 (9x), last on 9/28 vs Pit (B4th)

TEAM PITCHING

Fewest Hits Allowed - Game	2 (2x), 4/2 vs Chc (1-0 win) & 9/1 at StL (4-0 win)
Most Hits Allowed - Game	22, 8/29 vs Mil (13-12 loss in 10 innings)
Most Hits Allowed - Inning	7 (7/11 at Cle, 3rd)
Most Runs Allowed - Game	19, 7/11 at Cle (19-4 loss)
Most Runs Allowed - Inning	9 (7/11 at Cle, 3rd)
Most Home Runs Allowed - Game	7, 7/26 vs Phi, tied club record (6th time)
Most Home Runs Allowed - Inning	3, 8/12 vs Ari (T9th)
Fewest Walks Issued - Game	0 (10x), last on 9/7 vs SD
Most Walks Issued - Game	11 (2x), 4/12 vs StL & 8/8 at NYM
Fewest Strikeouts - Game	1, 6/13 at KC
Most Strikeouts - Game	18, 6/30 vs Mil (12-3 win), club record for 9 innings

INDIVIDUAL BATTING

Most Runs - Game	4 (2x), Peraza on 8/28 vs Mil & Ervin on 9/7 vs SD
Most Hits - Game	5 (3x, Gennett, Peraza, Barnhart), Barnhart last on 9/28 vs Pit
Most Doubles - Game	3 (2x), Suárez on 7/13 at StL & Peraza on 8/15 vs Cle
Most Triples - Game	2, Hamilton on 8/19 vs SF
Most Home Runs - Game	2 (4x, Gennett 2, Peraza, Ervin), Ervin last on 9/7 vs SD
Most Total Bases - Game	10 (2x), Peraza on 4/27 at Min & Barnhart on 9/28 vs Pit
Most RBI - Game	6, Gennett on 5/22 vs Pit
Most Walks - Game	4 (2x), Votto (2x) on 4/21 at StL & 6/10 vs StL
Most Strikeouts - Game	5, Suarez on 8/15 vs Cle (tied club record, 8th time)
Most Stolen Bases - Game	3 (3x, Hamilton 2, Peraza), Hamilton last on 7/7 at Chc
Longest Hitting Streak	13 (2x), Suarez (2x), 6/8-6/23 & 6/27-7/10

INDIVIDUAL PITCHING

Fewest Hits - Complete Game	3, Bailey in 8.0 innings on 7/31 at Det (2-1 loss)
Most Innings Pitched - Start	8.1, Castillo on 9/21 at Mia
Fewest Innings Pitched - Start	1.0 (2x), Castillo on 4/27 at Min & Mahle on 7/26 vs Phi
Most Innings Pitched - Relief	4.1 (2x), Mella on 8/2 at Wsh & Lorenzen on 8/14 vs Cle
Most Hits Allowed	11 (2x), Bailey on 8/6 at NYM & Harvey on 8/29 vs Mil
Most Runs Allowed	8 (3x), Harvey last on 7/22 vs Pit
Most Strikeouts - Start	12, Mahle on 6/30 vs Mil
Most Strikeouts - Relief	4 (12x), Romano last on 9/18 at Mil
Most Walks - Start	6, Romano on 5/19 vs Chc
Most Walks - Relief	4, Mella on 8/2 at Wsh
Most Home Runs Allowed	4, Harvey on 7/22 vs Pit
Longest Winning Streak	5 (relief), Hernandez & 4 (start), Harvey, DeSclafani, Mahle
Longest Losing Streak	9 games, Homer Bailey 5/18-9/5
Longest Scoreless Streak	19.1 innings, Jared Hughes 5/4-6/13

RUNS BY INNING

	1	2	3	4	5	6	7	8	9	10	11	12+	Tot.
Opponents	108	77	97	95	86	111	97	77	53	8	4	6	819
Reds	77	48	79	91	78	88	94	65	61	9	2	4	696

MOST RECENT REDS TRANSACTIONS

APRIL 2018

- 4/1**, reinstated from the 3-day paternity list RHP Raisel Iglesias; optioned to Louisville RHP Jackson Stephens.
- 4/4**, C Stuart Turner cleared waivers and was outrighted to Louisville.
- 4/9**, placed on the 10-day disabled list 3B Eugenio Suarez; placed on the 10-day disabled list, retroactive to 4/6, OF Scott Schebler; recalled from Louisville 3B Alex Blandino and RHP Zack Weiss; sent to Louisville on a rehabilitation assignment LHP Brandon Finnegan.
- 4/10**, selected from Louisville the contract of RHP Tanner Rainey; designated for assignment RHP Yovani Gallardo.
- 4/12**, RHP Yovani Gallardo cleared waivers, rejected an outright assignment and elected free agency.
- 4/13**, selected from Louisville the contract of RHP Dylan Floro; optioned to Louisville RHP Tanner Rainey; designated for assignment RHP Ariel Hernandez.
- 4/14**, returned from a rehabilitation assignment and reinstated from the 10-day disabled list LHP Brandon Finnegan; optioned to Louisville RHP Zack Weiss; sent to Pensacola on a rehabilitation assignment RHP Kevin Shackelford.
- 4/15**, sent to Louisville on a rehabilitation assignment OF Scott Schebler.
- 4/16**, transferred from Louisville to Pensacola the rehabilitation assignment of OF Scott Schebler; acquired from the Rangers cash or a player to be named in exchange for minor league C Tony Sanchez.
- 4/17**, acquired from the Dodgers minor leaguers RHP Zach Neal and 1B Ibandel Isabel in exchange for minor league RHP Ariel Hernandez.
- 4/19**, fired manager Bryan Price and pitching coach Mack Jenkins; named bench coach Jim Rigglesman interim manager, named Louisville manager Pat Kelly interim bench coach; named Pensacola pitching coach Danny Darwin interim pitching coach.

- 4/20**, returned from a rehabilitation assignment and reinstated from the 10-day disabled list OF Scott Schebler; optioned to Louisville LHP Cody Reed; sent to Louisville on a rehabilitation assignment RHP David Hernandez.
- 4/22**, transferred from Pensacola to Louisville the rehabilitation assignment of RHP Kevin Shackelford.
- 4/23**, released minor league RHP Barrett Astin, who was a non-roster invitee to 2018 Major League spring training camp.
- 4/24**, returned from a rehabilitation assignment and reinstated from the 10-day disabled list RHP Kevin Shackelford; designated for assignment RHP Kevin Quackenbush; sent to Louisville on a rehabilitation assignment 3B Eugenio Suárez.
- 4/25**, RHP Kevin Quackenbush cleared waivers and accepted an outright assignment to Louisville.
- 4/26**, returned from a rehabilitation assignment and reinstated from the 10-day disabled list 3B Eugenio Suárez; selected from Louisville the contract of IF/OF Rosell Herrera; optioned to Louisville OF Phillip Ervin and IF Cliff Pennington.
- 4/27**, returned from a rehabilitation assignment and reinstated from the 10-day disabled list RHP David Hernandez; optioned to Louisville IF/OF Phil Gosselin.
- 4/28**, IF Cliff Pennington cleared waivers and accepted an outright assignment to Louisville.

MAY 2018

- 5/3**, placed on the bereavement list LHP Amir Garrett; IF/OF Phil Gosselin was claimed off waivers by the Braves.
- 5/4**, recalled from Louisville RHP Tanner Rainey.
- 5/6**, returned from the bereavement list LHP Amir Garrett; optioned to Louisville RHP Tanner Rainey.
- 5/7**, recalled from Louisville RHP Jackson Stephens; optioned to Louisville RHP Kevin Shackelford.
- 5/8**, acquired from the Mets RHP Matt Harvey in exchange for C Devin Mesoraco and cash; selected from Louisville the contract of C Tony Cruz.
- 5/10, NICK KRALL PROMOTED TO VP OF BASEBALL OPERATIONS, GENERAL MANAGER**
- 5/10**, RHP Matt Harvey reported; optioned to Louisville LHP Brandon Finnegan; promoted Vice President, Assistant General Manager Nick Krall to General Manager.
- 5/14**, sent to Pensacola on rehabilitation assignments RHP Anthony DeSclafani and RHP Michael Lorenzen.
- 5/17**, IF Cliff Pennington elected free agency under Article XIX(A)(2).
- 5/19**, recalled from Louisville RHP Kevin Shackelford as the 26th man for the day/night doubleheader; following the doubleheader optioned to Louisville RHP Kevin Shackelford.
- 5/20**, optioned to Louisville IF/OF Rosell Herrera.
- 5/22**, selected from Louisville the contract of IF Brandon Dixon.
- 5/23**, returned from a rehabilitation assignment and reinstated from the 10-day disabled list RHP Michael Lorenzen; recalled from Louisville RHP Tanner Rainey; placed on the 10-day disabled list, retroactive to 5/20, RHP Austin Brice and RHP Raisel Iglesias.
- 5/25**, transferred the rehabilitation assignment of RHP Anthony DeSclafani from Pensacola to Louisville.
- 5/29**, recalled from Pensacola RHP Jesus Reyes; optioned to Louisville RHP Tanner Rainey.
- 5/30**, reinstated from the 10-day disabled list RHP Raisel Iglesias; optioned to Pensacola RHP Jesus Reyes.
- 5/31**, acquired from the Rays minor league C Curt Casali in exchange for cash considerations; optioned to Louisville C Tony Cruz.

JUNE 2018

- 6/1**, selected from Louisville the contract of C Curt Casali; designated for assignment IF/OF Rosell Herrera.
- 6/2**, reinstated from the 10-day disabled list RHP Austin Brice; placed on the 10-day disabled list, retroactive to 5/29, RHP Homer Bailey; IF/OF Rosell Herrera was claimed off waivers by the Royals.
- 6/4**, selected with the fifth overall pick of the first-year player draft IF Jonathan India.
- 6/5**, returned from a rehabilitation assignment and reinstated from the 60-day disabled list RHP Anthony DeSclafani; optioned to Louisville RHP Jackson Stephens; released RHP Kevin Shackelford.
- 6/11**, sent to Louisville on a rehabilitation assignment RHP Homer Bailey.
- 6/15**, returned from a rehabilitation assignment RHP Homer Bailey.
- 6/19**, recalled from Louisville RHP Jackson Stephens; optioned to Louisville RHP Austin Brice.
- 6/21**, placed on the bereavement list OF Scott Schebler; recalled from Louisville OF Phillip Ervin; optioned to Louisville LHP Wandy Peralta; selected from Louisville the contract of LHP Kyle Crockett; released C Tony Cruz.
- 6/23**, sent to Louisville on a rehabilitation assignment RHP Homer Bailey.
- 6/24**, returned from the bereavement list OF Scott Schebler; optioned to Louisville OF Phillip Ervin.

JULY 2018

- 7/2**, acquired from the Red Sox OF Lorenzo Cedrola for international signing bonus pool space.
- 7/4**, recalled from Louisville RHP Tanner Rainey and LHP Cody Reed; optioned to Louisville IF/OF Brandon Dixon; acquired from the Dodgers RHP James Marinaro and RHP Aneurys Zabala in exchange for RHP Dylan Floro, minor league RHP Zach Neal and international signing bonus pool space.
- 7/5**, optioned to Louisville LHP Cody Reed.
- 7/6**, selected from Louisville the contract of IF Dilson Herrera.
- 7/11**, extended the PDC with the Pioneer League Billings affiliate for 2 seasons through 2020.
- 7/12**, optioned to Louisville RHP Tanner Rainey.
- 7/13**, recalled from Louisville RHP Austin Brice.
- 7/18**, placed on the 10-day disabled list, retroactive to 7/15, OF Scott Schebler.
- 7/20**, recalled from Louisville OF Phillip Ervin.
- 7/21**, placed on the 10-day disabled list IF Alex Blandino; recalled from Louisville IF/OF Brandon Dixon.
- 7/24**, returned from a rehabilitation assignment and reinstated from the 10-day disabled list RHP Homer Bailey; placed on the 10-day DL, retroactive to 7/23, RHP Jackson Stephens.
- 7/25**, sent to Louisville on a rehabilitation assignment OF Scott Schebler.
- 7/26**, placed on the 10-day disabled list, retroactive to 7/24, OF Jesse Winker; selected from Louisville the contract of OF Mason Williams; transferred to the 60-day disabled list IF Alex Blandino.
- 7/27**, recalled from Louisville RHP Keury Mella and LHP Wandy Peralta; optioned to Louisville RHP Austin Brice; designated for assignment LHP Kyle Crockett.
- 7/29**, LHP Kyle Crockett cleared waivers and was outrighted to Louisville.
- 7/30**, acquired from the Braves RHP Lucas Sims, RHP Matt Wisler and OF Preston Tucker in exchange for LF Adam Duvall; transferred to the 60-day disabled list OF Jesse Winker.
- 7/31**, optioned to Louisville RHP Lucas Sims and RHP Matt Wisler.

AUGUST 2018

- 8/2**, returned from a rehabilitation assignment OF Scott Schebler.
- 8/3**, recalled from Louisville RHP Jesús Reyes; optioned to Louisville RHP Tyler Mahle.
- 8/4**, added to the roster RHP Austin Brice as the 26th player for the doubleheader; following the game, returned Brice to Louisville.
- 8/7**, sent to Louisville on a rehabilitation assignment RHP Jackson Stephens.
- 8/8**, recalled from Louisville RHP Robert Stephenson; optioned to Louisville RHP Jesús Reyes.
- 8/13**, recalled from Louisville LHP Cody Reed; optioned to Louisville RHP Keury Mella.
- 8/16**, named Chris Buckley Vice President, Player Personnel; named Jeff Graupe Senior Director, Player Personnel; named Tony Arias scouting supervisor
- 8/17**, placed on the 10-day disabled list, retroactive to 8/16, 1B Joey Votto; recalled from Pensacola OF Aristides Aquino.
- 8/20**, sent to Pensacola on a rehabilitation assignment OF Scott Schebler.
- 8/25**, returned from a rehabilitation assignment and reinstated from the 10-day disabled list OF Scott Schebler; optioned to Pensacola OF Aristides Aquino.
- 8/27**, RHP Rookie Davis was returned from a rehabilitation assignment, was reinstated from the 60-day disabled list, cleared waivers and was outrighted to Louisville.
- 8/28**, promoted cross checker Brad Meador to director of amateur scouting.
- 8/29**, placed on the 10-day disabled list, retroactive to 8/26, LHP Amir Garrett; returned from a rehabilitation assignment and reinstated from the 10-day disabled list RHP Jackson Stephens.
- 8/30**, placed on the 10-day disabled list, retroactive to 8/27, RHP Robert Stephenson; optioned to Louisville OF Preston Tucker; reinstated from the 10-day disabled list 1B Joey Votto; recalled from Louisville RHP Austin Brice.
- 8/31**, optioned to Louisville RHP Austin Brice; recalled from Louisville RHP Matt Wisler.

SEPTEMBER 2018

- 9/1**, recalled from Louisville RHP Lucas Sims; selected from Louisville the contract of IF Blake Trahan; released RHP Zack Weiss.
- 9/2**, acquired from the Braves cash considerations for OF Preston Tucker.
- 9/4**, recalled from Louisville RHP Tyler Mahle; selected from Louisville the contracts of C Tim Federowicz and OF Gabriel Guerrero; recalled from Louisville and placed on the 60-day disabled list RHP Keury Mella.
- 9/10**, reinstated from the 10-day disabled list LHP Amir Garrett.
- 9/11**, recalled from Pensacola RHP Jesús Reyes.
- 9/25**, named Shawn Pender Vice President of Player Development and Eric Lee Senior Director of Player Development; announced a 2-year player development contract with Class AA Chattanooga.

OCTOBER 2018

- 10/1**, reinstated from the 10-day disabled list RHP Robert Stephenson.
- 10/3**, C Tim Federowicz and OF Gabriel Guerrero cleared waivers and were outrighted to Louisville.
- 10/6**, acquired from the Marlins minor league RHP Ryan Lillie in exchange for international signing bonus pool space.
- 10/10**, claimed off waivers from the Twins C Juan Graterol.
- 10/22**, named David Bell manager, was signed to a 3-year contract through the 2021 season with a club option for 2022.
- 10/29**, RHP Matt Harvey elected free agency.
- 10/31**, named Trey Hendricks Director of International Scouting; promoted Assistant Director, Professional Scouting Rob Coughlin to Director, Professional Scouting.

NOVEMBER 2018

- 11/2**, named Derek Johnson pitching coach; reinstated from the 60-day disabled list IF/OF Alex Blandino, RHP Keury Mella and OF Jesse Winker; claimed off waivers from the Cardinals RHP Matt Bowman; IF Dilson Herrera and OF Mason Williams cleared waivers and were outrighted to Louisville; RHP Austin Brice was claimed off waivers by the Angels; IF/OF Brandon Dixon was claimed off waivers by the Tigers.
- 11/6**, named Turner Ward hitting coach.
- 11/19**, named J.R. House third base/catching coach and Donnie Ecker assistant hitting coach.
- 11/20**, selected the contract of RHP Jimmy Herget.
- 11/21**, signed to a 3-year contract extension through the 2021 season RHP Raisel Iglesias.
- 11/28**, named Freddie Benavides bench coach, Delino DeShields first base coach, Lee Tunnell bullpen coach and Jeff Pickler game planning and outfield coach; named Billy Hatcher minor league outfield/baserunning coordinator.
- 11/29**, claimed off waivers from the Mets OF Jordan Patterson.
- 11/30**, did not offer 2019 contracts to OF Aristides Aquino, C Juan Graterol, CF Billy Hamilton or OF Jordan Patterson.

DECEMBER 2018

- 12/10**, claimed off waivers from the Red Sox LHP Robby Scott.
- 12/12**, acquired from the Nationals RHP Tanner Roark in exchange for RHP Tanner Rainey.
- 12/13**, with the sixth pick of the first round of the Major League phase of the Rule 5 Draft selected from the Class AAA roster of the Dodgers C Connor Joe; with the first pick of the first round of the Class AAA phase of the Rule 5 Draft, the Orioles selected from the Pensacola roster RHP Taylor Grover; in the second round of the Class AAA phase of the Rule 5 Draft, the Braves selected from the Pensacola roster RHP Rafael De Paula.
- 12/21**, acquired from the Dodgers LHP Alex Wood, OF Matt Kemp, OF Yasiel Puig, IF/C Kyle Farmer and cash in exchange for RHP Homer Bailey and minor leaguers IF Jeter Downs and RHP Josiah Gray; designated for assignment LHP Robby Scott.
- 12/30**, acquired from the Diamondbacks cash in exchange for LHP Robby Scott.

JANUARY 2019

- 1/9**, invited to Major League spring training camp RHP Anthony Bass, RHP Odrisamer Despaigne, RHP Vladimir Gutierrez, RHP Alex Powers, RHP Tony Santillan, C Juan Graterol, C Chris Okey, C Tyler Stephenson, IF Christian Colón, IF Alfredo Rodriguez, IF/OF Nick Senzel, OF Aristides Aquino, OF TJ Friedl, OF Brian O'Grady, OF Jordan Patterson, OF Taylor Trammell, OF Mason Williams and OF Kyle Wren.
- 1/10**, agreed to terms on a 1-year contract for the 2019 season, avoiding arbitration, with C Curt Casali; invited to Major League spring training camp RHP Felix Jorge.
- 1/11**, agreed to terms on 1-year contracts for the 2019 season, avoiding arbitration, with RHP Anthony DeSclafani, 2B Scooter Gennett, RHP Michael Lorenzen, SS José Peraza, OF Yasiel Puig and RHP Tanner Roark; invited to Major League spring training camp LHP Buddy Boshers.
- 1/21**, acquired from the Yankees RHP Sonny Gray and minor league LHP Reiver Sanmartin in exchange for IF Shed Long and the Reds' 2019 Competitive Balance A draft pick.
- 1/24**, named Rolando Valles associate coach.
- 1/29**, named Cristian Pérez assistant bullpen/advance scouting coach; signed to a minor league contract and invited to Major League spring training camp LHP Ian Krol.
- 2/6**, signed to a 1-year contract through the 2019 season LHP Zach Duke.

FINAL NATIONAL LEAGUE STATS

2018 National League Batting

Club	avg	g	ab	r	or	h	tb	2b	3b	hr	gs	rbi	sh	sf	hp	bb	ibb	so	gi				slg	obp						
																			sb	cs	dp	lob sho								
CHI	.258	163	5624	761	645	1453	2308	286	34	167	6	722	40	46	78	576	67	1388	66	38	107	1224	11	410	.333					
ATL	.257	162	5582	759	657	1433	2330	314	29	175	4	717	49	43	66	511	53	1290	90	36	99	1143	9	417	.324					
COL	.256	163	5541	780	745	1418	2412	280	42	210	5	748	42	37	51	507	38	1397	95	33	114	1067	9	435	.322					
WSH	.254	162	5517	771	682	1402	2309	284	25	191	3	737	41	40	59	631	56	1289	119	33	104	1180	15	419	.335					
CIN	.254	162	5532	696	819	1404	2221	251	25	172	11	665	49	35	65	559	35	1376	77	33	128	1179	14	401	.328					
PIT	.254	161	5447	692	693	1381	2218	290	38	157	4	665	31	52	59	474	38	1229	70	38	121	1071	17	407	.317					
MIL	.252	163	5542	754	659	1398	2352	252	24	218	4	711	29	41	58	537	32	1458	124	32	128	1106	12	424	.323					
LAD	.250	163	5572	804	610	1394	2461	296	33	235	4	756	39	39	61	647	47	1436	75	24	119	1163	8	442	.333					
STL	.249	162	5498	759	691	1369	2250	248	9	205	5	725	46	48	80	525	40	1380	63	32	92	1101	7	409	.321					
SF	.239	162	5541	603	699	1324	2038	255	30	133	0	573	33	42	49	448	40	1467	77	34	113	1101	9	368	.300					
MIA	.237	161	5488	589	809	1303	1957	222	24	128	2	554	32	31	73	455	26	1384	45	31	119	1123	14	357	.303					
ARI	.235	162	5460	693	644	1283	2170	259	50	176	1	658	38	45	52	560	36	1460	79	25	110	1086	8	397	.310					
SD	.235	162	5486	617	767	1289	2085	250	30	162	4	583	35	36	31	471	28	1523	95	36	122	1028	12	380	.297					
NYM	.234	162	5468	676	707	1282	2125	265	34	170	8	649	28	42	73	566	36	1404	71	39	116	1104	13	389	.312					
PHI	.234	162	5424	677	728	1271	2130	241	30	186	4	653	32	32	64	582	33	1520	69	26	102	1120	10	393	.314					
Totals	.247		82722	110555		33366		457	65	564		919	605	1215	1694	168	403		1216	10631	20404	3993	2685	10116	609	8049	21001	490	16796	.318

2018 National League Pitching

Club	w	l	era	g	cg	sho	rel	sv	ip	h	r	er	hr	hb	bb	ibb	so	wp	bk	opp	avg
CHI	95	68	3.65	163	1	18	600	46	1476.1	1319	645	598	157	66	622	33	1333	46	3	240	
ARI	82	80	3.72	162	2	9	573	39	1463.0	1313	644	605	174	57	522	43	1448	69	5	239	
MIL	96	67	3.73	163	0	14	559	49	1461.0	1259	659	606	173	61	553	34	1428	50	5	233	
ATL	90	72	3.75	162	2	11	553	40	1456.2	1236	657	607	153	52	635	43	1423	61	8	229	
STL	88	74	3.85	162	1	8	565	43	1455.1	1354	691	622	144	67	593	49	1337	63	4	246	
SF	73	89	3.95	162	1	15	549	36	1461.1	1387	699	641	156	45	524	37	1269	44	4	251	
PIT	82	79	4.00	161	3	16	480	40	1434.0	1380	693	637	174	69	497	43	1336	95	6	251	
WSH	82	80	4.04	162	2	7	562	40	1446.0	1320	682	649	198	76	487	37	1417	42	6	242	
NYM	77	85	4.07	162	3	15	501	41	1460.2	1364	707	661	185	71	484	32	1446	26	2	246	
PHI	80	82	4.14	162	0	12	596	44	1445.2	1366	728	665	171	60	500	35	1465	81	7	249	
COL	91	72	4.33	163	0	10	518	51	1452.1	1378	745	699	184	52	525	24	1409	70	8	250	
SD	66	96	4.40	162	0	5	535	36	1457.0	1430	767	713	185	68	519	28	1399	52	4	256	
CIN	67	95	4.63	162	1	6	544	38	1441.0	1491	819	741	228	50	532	60	1258	48	8	266	
MIA	63	98	4.76	161	1	12	546	30	1442.0	1388	809	762	192	71	605	73	1249	47	6	254	
Totals	1224	1208	4.02	1216	17	169	8274	621	21828.1	20264	10555	9760	2653	926	8020	610	20782	833	86	.245	



2018 NATIONAL LEAGUE FIELDING

Club	pct	g	po	a	e	tc	dp	tp	pb
WASHINGTON	.989	162	4338	1363	64	5765	115	0	10
COLORADO	.988	163	4357	1624	73	6054	162	0	11
ARIZONA	.988	162	4389	1686	75	6150	152	0	6
ATLANTA	.986	162	4370	1439	80	5889	134	0	13
MIAMI	.986	161	4326	1448	83	5857	133	0	10
NEW YORK	.985	162	4382	1406	88	5876	121	0	9
CINCINNATI	.984	162	4323	1608	95	6026	144	0	6
SAN FRANCISCO	.984	162	4384	1605	97	6086	160	0	9
SAN DIEGO	.983	162	4371	1539	100	6010	127	0	12
CHICAGO	.983	163	4429	1675	104	6208	155	0	12
LOS ANGELES	.983	163	4428	1435	100	5963	111	0	10
PITTSBURGH	.982	161	4302	1478	105	5885	129	0	8
MILWAUKEE	.982	163	4383	1453	108	5944	141	0	10
PHILADELPHIA	.979	162	4337	1478	123	5938	138	0	18
ST. LOUIS	.978	162	4366	1540	133	6039	151	0	7
TOTALS	.984	1216	65485	22777	1428	89690	2073	0	151

2018 National League Club Miscellaneous

Club	vsLH	vsRH	grass	turf	day	night	1-run	x-inn	vsAL	doubleheaders			attendance	
										w	l	s	home	road
ARIZONA	28-30	54-50	82-80	0-0	20-27	62-53	20-31	5-9	10-10	0	0	0	2,242,695	2,578,442
ATLANTA	21-26	69-46	87-71	3-1	31-22	59-50	23-12	6-8	8-12	0	0	0	2,555,781	2,253,950
CHICAGO	22-13	73-55	95-68	0-0	46-31	49-37	26-25	11-8	13-7	0	1	0	3,181,089	2,624,066
CINCINNATI	22-26	45-69	67-95	0-0	27-37	40-58	10-29	7-12	10-10	0	0	0	1,629,356	2,423,437
COLORADO	33-27	58-45	91-72	0-0	25-27	66-45	26-15	5-6	13-7	0	0	0	3,015,880	2,591,775
LOS ANGELES	40-25	52-46	92-71	0-0	28-17	64-54	22-22	8-7	12-8	0	0	0	3,857,500	2,680,703
MIAMI	12-26	51-72	61-97	2-1	20-30	43-68	19-21	9-6	9-11	0	1	0	811,104	2,284,510
MILWAUKEE	24-19	72-48	96-67	0-0	28-32	68-35	33-19	9-7	13-7	0	1	0	2,850,875	2,349,038
NEW YORK	18-24	59-61	76-84	1-1	26-27	51-58	16-26	9-9	8-12	1	0	2	2,224,995	2,383,676
PHILADELPHIA	21-16	59-66	76-80	4-2	25-29	55-53	23-18	8-6	12-8	0	1	2	2,158,124	2,270,526
PITTSBURGH	21-27	61-52	82-79	0-0	30-26	52-53	29-22	7-5	15-5	1	0	1	1,465,316	2,534,338
SAN DIEGO	19-37	47-59	66-96	0-0	20-28	46-68	22-21	5-11	7-13	0	0	0	2,168,536	2,489,151
SAN FRANCISCO	30-35	43-54	73-89	0-0	28-28	45-61	26-30	11-10	8-12	0	0	0	3,156,185	2,747,164
ST. LOUIS	27-22	61-52	88-74	0-0	32-28	56-46	22-22	8-8	11-9	0	0	0	3,403,587	2,371,219
WASHINGTON	18-28	64-52	82-75	0-5	33-31	49-49	18-24	4-10	9-11	2	0	0	2,529,604	2,248,191

2018 National League Club Rank Batting

Club	avg	g	ab	r	or	h	tb	2b	3b	hr	gs	rbi	sh	sf	hp	bb	ibb	so	sb	cs	dp	lob	sho	slg	obp
ARIZONA	12	5	13	9	2	13	10	8	1	7	14	10	8	4	12	6	9	12	6	2	6	4	2	10	12
ATLANTA	2	5	2	5	4	2	4	1	10	8	6	6	1	5	5	10	3	3	5	11	2	11	4	5	5
CHICAGO	1	1	1	4	3	1	6	4	4	11	3	5	6	3	2	4	1	7	13	13	5	15	8	6	2
CINCINNATI	5	5	7	8	15	4	8	11	11	9	1	8	1	13	6	7	11	4	7	7	14	13	12	9	4
COLORADO	3	1	5	2	12	3	2	6	2	3	4	2	4	11	13	11	7	8	3	7	8	2	4	2	7
LOS ANGELES	8	1	3	1	1	7	1	2	6	1	6	1	7	10	8	1	4	10	9	1	10	12	2	1	3
MIAMI	11	14	10	15	14	11	15	15	13	15	13	15	11	15	3	14	15	6	15	4	10	10	12	15	13
MILWAUKEE	7	1	4	7	5	6	3	10	13	2	6	7	14	8	11	8	13	11	1	5	14	8	9	3	6
NEW YORK	14	5	12	12	10	14	12	7	4	10	2	12	15	6	3	5	9	9	10	15	9	7	11	12	11
PHILADELPHIA	15	5	15	11	11	15	11	14	7	6	6	11	11	14	7	3	12	14	12	3	3	9	7	11	10
PITTSBURGH	6	14	14	10	8	8	9	3	3	13	6	8	13	1	9	12	7	1	11	13	12	3	15	8	9
SAN DIEGO	13	5	11	13	13	12	13	12	7	12	6	13	9	12	15	13	14	15	3	11	13	1	9	13	15
SAN FRANCISCO	10	5	5	14	9	10	14	9	7	14	15	14	10	6	14	15	5	13	7	10	7	5	4	14	14
ST. LOUIS	9	5	9	5	7	9	7	13	15	4	4	4	3	2	1	9	5	5	14	5	1	5	1	7	8
WASHINGTON	4	5	8	3	6	5	5	5	11	5	12	3	5	9	9	2	2	2	2	7	4	14	14	4	1

2018 National League Club Rank Pitching

Club	w	l	era	g	cg	sho	rel	sv	ip	h	tbf	r	er	hr	sh	sf	hb	bb	ibb	so	wp	bk
ARIZONA	7	7	3	5	3	11	4	11	3	4	5	2	3	7	3	2	5	7	10	3	12	6
ATLANTA	5	11	5	5	3	8	8	8	1	8	4	5	2	8	3	3	15	10	6	10	12	
CHICAGO	2	14	2	1	6	1	1	4	1	5	13	3	2	4	8	3	9	14	4	12	5	2
CINCINNATI	13	3	14	5	6	14	11	12	14	15	15	15	14	15	13	12	2	10	14	14	7	12
COLORADO	4	11	12	1	11	10	13	1	10	10	7	12	12	10	1	11	3	9	1	8	13	12
LOS ANGELES	3	13	1	1	11	8	3	3	2	3	2	1	1	9	1	1	7	1	9	1	2	15
MIAMI	15	1	15	14	6	6	10	15	13	13	11	14	15	13	7	12	13	13	15	15	6	8
MILWAUKEE	1	15	4	1	11	5	7	2	5	2	3	5	4	6	11	8	7	11	5	5	8	6
NEW YORK	11	5	10	5	1	3	14	7	6	8	9	10	10	11	11	7	13	2	3	4	1	1
PHILADELPHIA	10	6	11	5	11	6	2	5	12	9	4	11	11	5	8	10	6	5	6	2	14	11
PITTSBURGH	7	9	8	14	1	2	15	8	15	11	6	8	7	7	6	3	12	4	10	11	15	8
SAN DIEGO	14	2	13	5	11	15	12	13	7	14	12	13	13	11	5	6	11	6	2	9	9	3
SAN FRANCISCO	12	4	7	5	6	3	9	13	4	12	10	9	8	3	14	12	1	8	7	13	4	3
ST. LOUIS	6	10	6	5	6	12	5	6	9	7	14	7	6	1	15	15	10	12	13	10	11	3
WASHINGTON	7	7	9	5	3	13	6	8	11	6	1	6	9	14	3	8	15	3	7	7	3	8

2018 National League Starting Pitching

Club	w	l	era	g	gs	cg	sho	ip	h	r	er	hr	hb	bb	ibb	so	wp	bk	opp avg
LAD	57	38	3.19	163	163	0	0	894.2	774	349	317	104	29	223	16	940	24	4	.229
ATL	60	46	3.50	162	162	2	1	899.2	731	380	350	101	27	362	8	867	24	5	.222
STL	59	46	3.52	162	162	1	1	889.2	794	383	348	84	42	320	18	815	26	3	.238
NYM	50	49	3.54	162	162	3	1	914.1	816	387	360	103	43	261	11	932	11	1	.237
ARI	59	45	3.83	162	162	2	1	921.2	835	413	392	114	37	307	13	953	41	1	.240
CHI	59	50	3.84	163	163	1	0	888.0	829	405	379	106	42	349	12	769	23	2	.249
MIL	54	46	3.92	163	163	0	0	847.0	737	402	369	106	39	310	10	720	25	1	.235
PIT	58	56	3.99	161	161	3	2	887.1	869	424	393	117	35	261	23	752	38	2	.255
WSH	55	53	4.03	162	162	2	1	917.1	841	435	411	117	46	297	16	918	22	4	.243
SF	42	59	4.06	162	162	1	1	890.2	868	432	402	102	29	309	13	704	20	4	.257
PHI	54	56	4.12	162	162	0	0	876.1	821	438	401	104	34	280	9	884	36	3	.248
COL	59	43	4.17	163	163	0	0	932.0	894	450	432	123	29	308	13	883	30	5	.252
MIA	36	65	4.34	161	161	1	0	835.2	763	420	403	116	38	326	31	712	20	5	.245
CIN	41	68	5.02	162	162	1	0	838.2	906	508	468	151	23	286	31	724	21	4	.274
SD	38	66	5.09	162	162	0	0	822.0	884	491	465	122	37	312	13	679	32	3	.275
Totals	781		4.00	2432			8	12362	6317		5890	1670	530	237		2252	393		.247
		786		1216		17		13255.0		6317		1670		4511		2252		47	

2018 National League Relief Pitching

Club	w	l	era	g	rg	sv	ip	h	r	er	hr	hb	bb	ibb	so	wp	bk	opp avg
CHI	36	18	3.35	163	162	46	588.1	490	240	219	51	24	273	21	564	23	1	.225
MIL	42	21	3.47	163	163	49	614.0	522	257	237	67	22	243	24	708	25	4	.230
SD	28	30	3.53	162	162	36	635.0	546	276	249	63	31	207	15	720	20	1	.230
ARI	23	35	3.56	162	160	39	541.1	478	231	214	60	20	215	30	495	28	4	.237
LAD	35	33	3.72	163	163	48	581.1	505	261	240	75	32	199	23	625	15	6	.231
SF	31	30	3.79	162	161	36	570.2	519	267	240	54	16	215	24	565	24	0	.242
PIT	24	23	4.03	161	158	40	546.2	511	269	245	57	34	236	20	584	57	4	.244
WSH	27	27	4.05	162	160	40	528.2	479	247	238	81	30	190	21	499	20	2	.240
CIN	26	27	4.14	162	161	38	602.1	585	311	277	77	27	246	29	534	27	4	.255
ATL	30	26	4.15	162	160	40	557.0	505	277	257	52	25	273	35	556	37	3	.241
PHI	26	26	4.19	162	162	44	569.1	545	290	265	67	26	220	26	581	45	4	.249
STL	29	28	4.38	162	161	43	565.2	560	308	275	60	25	273	31	522	37	1	.259
COL	32	29	4.62	163	163	51	520.1	484	295	267	61	23	217	11	526	40	3	.248
NYM	27	36	4.96	162	159	41	546.1	548	320	301	82	28	223	21	514	15	1	.261
MIA	27	33	5.34	161	160	30	606.1	625	389	360	76	33	279	42	537	27	1	.266
Totals	443	422	4.08	2415	621	8573.1	7902	4238	3884	983	396	3509	373	8530	440	39		.244

2018 National League Pinch Hitting

Club	AVG	AB	R	H	TB	2B	3B	HR	RBI	SH	SF	HP	BB	IBB	SO	SB	CS	DP	SLG	OBP
MIL	.244	250	38	61	106	11	2	10	31	0	2	1	31	0	83	4	0	4	.424	.327
COL	.242	240	32	58	97	11	2	8	42	0	1	3	28	2	75	7	0	4	.404	.327
CHI	.242	240	34	58	87	11	0	6	36	1	1	5	28	2	57	1	2	5	.363	.332
LAD	.239	301	47	72	119	16	2	9	45	3	1	6	41	1	97	6	0	5	.395	.341
PIT	.238	231	24	55	76	8	2	3	21	0	1	3	29	2	62	1	1	4	.329	.330
CIN	.234	218	24	51	87	9	0	9	34	1	1	4	18	3	87	1	2	1	.399	.303
NYM	.219	215	31	47	82	12	1	7	33	0	2	3	36	4	53	4	2	9	.381	.336
SF	.217	267	32	58	91	12	0	7	38	1	3	2	24	1	95	4	0	6	.341	.284
PHI	.208	260	19	54	87	16	1	5	32	0	5	4	25	2	105	0	3	13	.335	.282
ATL	.202	218	26	44	76	7	2	7	29	2	2	3	22	1	77	0	0	3	.349	.282
ARI	.202	228	28	46	71	8	1	5	21	1	2	3	23	1	77	3	2	2	.311	.281
STL	.193	218	27	42	65	8	0	5	29	0	2	2	26	0	76	2	0	1	.298	.282
MIA	.177	254	18	45	73	8	1	6	24	0	2	1	24	1	80	1	0	3	.287	.249
WSH	.177	249	27	44	62	6	0	4	32	1	5	8	29	2	85	3	1	3	.249	.278
SD	.171	222	21	38	57	7	0	4	25	3	5	1	30	2	96	2	0	7	.257	.267
Totals	.214	3611	428	773	1236	150	14	95	472	13	35	49	414	24	1205	39	13	70	.342	.301

2018 National League Batting Leaders

BATTING AVERAGE

.326	Yelich,C	MIL
.310	Gennett,S	CIN
.309	Freeman,F	ATL
.308	Rendon,A	WSH
.308	Cain,L	MIL
.305	Zobrist,B	CHI
.305	Martinez,J	STL
.300	Dickerson,C	PIT
.297	Markakis,N	ATL
.297	Arenado,N	COL

RUNS

119	Blackmon,C	COL
118	Yelich,C	MIL
111	Carpenter,M	STL
105	Albies,O	ATL
104	Arenado,N	COL
103	Turner,T	WSH
103	Harper,B	WSH
101	Baez,J	CHI
95	Goldschmid,P	ARI
94	Freeman,F	ATL

DOUBLES

44	Rendon,A	WSH
44	Freeman,F	ATL
43	Markakis,N	ATL
42	Story,T	COL
42	Carpenter,M	STL
40	Albies,O	ATL
40	Baez,J	CHI
38	Hoskins,R	PHI
38	Arenado,N	COL
36	Cabrera,A	PHI

WALKS

130	Harper,B	WSH
110	Santana,C	PHI
108	Votto,J	CIN
102	Carpenter,M	STL
95	Hernandez,C	PHI
90	Goldschmid,P	ARI
87	Hoskins,R	PHI
84	Conforto,M	NY
80	Nimmo,B	NY
79	(02) PLAYERS TIED	

OUTFIELD ASSISTS

12	Hamilton,B	CIN
11	Schwarber,K	CHI
11	Marte,S	PIT
11	Cain,L	MIL
10	Puig,Y	LA
9	Parra,G	COL
9	Markakis,N	ATL
8	(04) PLAYERS TIED	

DAY BATTING AVG

.337	Rizzo,A	CHI
.330	Freeman,F	ATL
.330	Cain,L	MIL
.313	Kemp,M	LA
.304	Realmutto,J	MIA
.304	Goldschmid,P	ARI
.302	Blackmon,C	COL
.301	Margot,M	SD
.300	Yelich,C	MIL
.299	Gennett,S	CIN

HOME RUNS

38	Arenado,N	COL
37	Story,T	COL
36	Yelich,C	MIL
36	Carpenter,M	STL
35	Muncy,M	LA
35	Aguilar,J	MIL
34	Hoskins,R	PHI
34	Baez,J	CHI
34	Suarez,E	CIN
34	Harper,B	WSH

HITS

191	Freeman,F	ATL
187	Yelich,C	MIL
185	Markakis,N	ATL
182	Peraza,J	CIN
182	Blackmon,C	COL
181	Gennett,S	CIN
180	Turner,T	WSH
176	Baez,J	CHI
175	Arenado,N	COL
174	Story,T	COL

TRIPLES

12	Marte,K	ARI
9	Baez,J	CHI
9	Hamilton,B	CIN
8	Rosario,A	NY
8	Taylor,C	LA
8	Margot,M	SD
8	Nimmo,B	NY
8	Desmond,I	COL
7	(05) PLAYERS TIED	

ON-BASE PERCENTAGE

.417	Votto,J	CIN
.404	Nimmo,B	NY
.402	Yelich,C	MIL
.395	Cain,L	MIL
.393	Harper,B	WSH
.389	Goldschmid,P	ARI
.388	Freeman,F	ATL
.378	Zobrist,B	CHI
.376	Rizzo,A	CHI
.374	Carpenter,M	STL

HOME BATTING AVG

.347	Arenado,N	COL
.341	Peralta,D	ARI
.334	Blackmon,C	COL
.324	Yelich,C	MIL
.323	Rizzo,A	CHI
.319	Martinez,J	STL
.317	LeMahieu,D	COL
.306	Story,T	COL
.304	Freeman,F	ATL
.300	Rendon,A	WSH

NIGHT BATTING AVG

.341	Yelich,C	MIL
.337	Rendon,A	WSH
.327	Zobrist,B	CHI
.318	Martinez,J	STL
.316	Gennett,S	CIN
.316	Dickerson,C	PIT
.305	Baez,J	CHI
.303	Arenado,N	COL
.302	Peraza,J	CIN
.302	Ozuna,M	STL

RUNS BATTED IN

111	Baez,J	CHI
110	Yelich,C	MIL
110	Arenado,N	COL
108	Story,T	COL
108	Aguilar,J	MIL
104	Suarez,E	CIN
101	Rizzo,A	CHI
100	Harper,B	WSH
98	Freeman,F	ATL
96	Hoskins,R	PHI

TOTAL BASES

343	Yelich,C	MIL
339	Story,T	COL
336	Baez,J	CHI
331	Arenado,N	COL
316	Goldschmid,P	ARI
314	Blackmon,C	COL
312	Freeman,F	ATL
295	Carpenter,M	STL
289	Albies,O	ATL
289	Peralta,D	ARI

STOLEN BASES

43	Turner,T	WSH
34	Hamilton,B	CIN
33	Marte,S	PIT
30	Cain,L	MIL
28	Inciarte,E	ATL
27	Story,T	COL
24	Rosario,A	NY
24	Jankowski,T	SD
24	Taylor,M	WSH
23	Peraza,J	CIN

SLUGGING PERCENTAGE

.598	Yelich,C	MIL
.567	Story,T	COL
.561	Arenado,N	COL
.554	Baez,J	CHI
.539	Aguilar,J	MIL
.535	Rendon,A	WSH
.533	Goldschmid,P	ARI
.526	Suarez,E	CIN
.523	Carpenter,M	STL
.516	Peralta,D	ARI

ROAD BATTING AVG

.339	Goldschmid,P	ARI
.332	Zobrist,B	CHI
.328	Yelich,C	MIL
.323	Cain,L	MIL
.319	Gennett,S	CIN
.316	Rendon,A	WSH
.314	Freeman,F	ATL
.311	Votto,J	CIN
.310	Markakis,N	ATL
.310	Baez,J	CHI

VS RIGHTY AVG

.321	Yelich,C	MIL
.318	Peralta,D	ARI
.317	Gennett,S	CIN
.316	Rendon,A	WSH
.313	Martinez,J	STL
.309	Freeman,F	ATL
.304	Markakis,N	ATL
.302	Dickerson,C	PIT
.301	Kemp,M	LA
.298	Votto,J	CIN

MULTI-HIT GAMES

57	Arenado,N	COL
56	Markakis,N	ATL
53	Gennett,S	CIN
53	Freeman,F	ATL
52	Baez,J	CHI
52	Peraza,J	CIN
51	Story,T	COL
51	Blackmon,C	COL
50	Yelich,C	MIL
48	(02) PLAYERS TIED	

GRAND SLAMS

2	Bellinger,C	LA
2	Albies,O	ATL
2	Renfroe,H	SD
2	Moran,C	PIT
2	Duval,A	ATL
2	Ozuna,M	STL
2	Bruce,J	NY
2	Votto,J	CIN
2	Bautista,J	PHI
1	(47) PLAYERS TIED	

HITTING STREAKS

17	Marte,S	PIT
07/04	- 07/24	
17	Murphy,D	CHI
08/08	- 08/27	
17	Blackmon,C	COL
09/08	- 09/25	
16	Freeman,F	ATL
05/19	- 06/03	
15	Yelich,C	MIL
07/14	- 07/31	

EXTRA-BASE HITS

85	Story,T	COL
83	Baez,J	CHI
78	Arenado,N	COL
78	Carpenter,M	STL
77	Yelich,C	MIL
73	Goldschmid,P	ARI
72	Hoskins,R	PHI
71	Freeman,F	ATL
70	Rendon,A	WSH
69	Albies,O	ATL

RISP BATTING AVG

.367	Anderson,B	MIA
.356	Peralta,D	ARI
.353	Kemp,M	LA
.339	Camargo,J	ATL
.339	Votto,J	CIN
.330	Marte,S	PIT
.327	Freeman,F	ATL
.325	Yelich,C	MIL
.317	Arenado,N	COL
.314	Turner,T	WSH

VS LEFTY AVG

.373	Cain,L	MIL
.368	Arenado,N	COL
.337	Yelich,C	MIL
.335	Albies,O	ATL
.333	Zobrist,B	CHI
.330	LeMahieu,D	COL
.326	Story,T	COL
.321	Marte,K	ARI
.320	Suarez,E	CIN
.314	Ozuna,M	STL

CAUGHT STEALING

14	Inciarte,E	ATL
14	Marte,S	PIT
11	Rosario,A	NY
10	Margot,M	SD
10	Hamilton,B	CIN
9	Turner,T	WSH
9	Baez,J	CHI
7	Jankowski,T	SD
7	Cain,L	MIL
6	(11) PLAYERS TIED	

GROUNDED INTO DP

23	Rojas,M	MIA
20	Suarez,E	CIN
19	Aguilar,J	MIL
18	Anderson,B	MIA
18	Hosmer,E	SD
18	Castro,S	MIA
18	Markakis,N	ATL
17	Desmond,I	COL
16	Arenado,N	COL
16	Cabrera,A	PHI

**HARDEST TO FAN
(PLATE APP. PER SO)**

9.1	Peraza,J	CIN
8.8	Markakis,N	ATL
8.7	Zobrist,B	CHI
8.3	Rizzo,A	CHI
7.7	Inciarte,E	ATL
7.7	Rojas,M	MIA
7.6	Molina,Y	STL
7.3	Marte,K	ARI
7.3	Santana,C	PHI
7.3	Rendon,A	WSH

EARNED RUN AVERAGE

1.70	Degrom,J	NY
2.37	Nola,A	PHI
2.53	Scherzer,M	WSH
2.83	Mikolas,M	STL
2.85	Freeland,K	COL
2.85	Foltynewic,M	ATL
3.11	Williams,T	PIT
3.15	Corbin,P	ARI
3.20	Tailon,J	PIT
3.21	Greinke,Z	ARI

GAMES STARTED

35	Chacin,J	MIL
33	Marquez,G	COL
33	Freeland,K	COL
33	Nola,A	PHI
33	Corbin,P	ARI
33	Hendricks,K	CHI
33	Scherzer,M	WSH
33	Greinke,Z	ARI
32	(09) PLAYERS	TIED

STRIKEOUTS

300	Scherzer,M	WSH
269	Degrom,J	NY
246	Corbin,P	ARI
230	Marquez,G	COL
224	Nola,A	PHI
202	Foltynewic,M	ATL
199	Greinke,Z	ARI
188	Pivetta,N	PHI
185	Godley,Z	ARI
183	Gray,J	COL

SACRIFICE BUNTS

12	Teheran,J	ATL
9	Chacin,J	MIL
8	Maeda,K	LA
8	Peraza,J	CIN
8	Foltynewic,M	ATL
8	Godley,Z	ARI
8	Strasburg,S	WSH
7	(05) PLAYERS	TIED

INTENTIONAL WALKS

20	Schwarber,K	CHI
17	Carpenter,M	STL
16	Harper,B	WSH
15	Swanson,D	ATL
15	Rizzo,A	CHI
13	Crawford,B	SF
12	Freeman,F	ATL
11	Goldschmid,P	ARI
10	(04) PLAYERS	TIED

**RBI RATIO
(AT BATS PER RBI)**

4.6	Aguilar,J	MIL
5.1	Suarez,E	CIN
5.2	Yelich,C	MIL
5.4	Arenado,N	COL
5.4	Kemp,M	LA
5.5	Baez,J	CHI
5.5	Harper,B	WSH
5.5	Story,T	COL
5.6	Rizzo,A	CHI
5.7	Polanco,G	PIT

SACRIFICE FLIES

10	Aguilar,J	MIL
9	Harper,B	WSH
9	Flores,W	NY
9	Rizzo,A	CHI
9	Markakis,N	ATL
8	Rendon,A	WSH
8	Santana,C	PHI
8	Frazier,T	NY
7	(08) PLAYERS	TIED

HIT BY PITCH

22	Nimmo,B	NY
21	Dietrich,D	MIA
20	Rizzo,A	CHI
17	Bryant,K	CHI
16	Anderson,B	MIA
15	Jay,J	ARI
15	Cervelli,F	PIT
14	Alfaro,J	PHI
14	Wong,K	STL
13	(02) PLAYERS	TIED

**HOME RUN RATIO
(AT BATS PER HOME RUN)**

14.1	Aguilar,J	MIL
15.5	Suarez,E	CIN
15.5	Arenado,N	COL
15.6	Shaw,T	MIL
15.7	Carpenter,M	STL
15.9	Yelich,C	MIL
16.2	Story,T	COL
16.2	Harper,B	WSH
16.4	Hoskins,R	PHI
16.5	Schwarber,K	CHI

STRIKEOUTS

178	Taylor,C	LA
173	Goldschmid,P	ARI
169	Harper,B	WSH
168	Story,T	COL
167	Happ,I	CHI
167	Baez,J	CHI
159	Conforto,M	NY
158	Carpenter,M	STL
155	Hernandez,C	PHI
151	Bellinger,C	LA

AT-BATS

664	Turner,T	WSH
639	Albies,O	ATL
632	Peraza,J	CIN
626	Blackmon,C	COL
623	Markakis,N	ATL
618	Freeman,F	ATL
613	Hosmer,E	SD
606	Baez,J	CHI
605	Hernandez,C	PHI
602	Galvis,F	SD

GAMES

162	Bellinger,C	LA
162	Turner,T	WSH
162	Galvis,F	SD
162	Freeman,F	ATL
162	Markakis,N	ATL
161	Hernandez,C	PHI
161	Santana,C	PHI
160	Baez,J	CHI
160	Desmond,I	COL
159	Harper,B	WSH

2018 National League Pitching Leaders

WINS

18	Mikolas,M	STL
18	Scherzer,M	WSH
18	Lester,J	CHI
17	Freeland,K	COL
17	Nola,A	PHI
15	Godley,Z	ARI
15	Chacin,J	MIL
15	Greinke,Z	ARI
14	(04) PLAYERS	TIED

COMPLETE GAMES

2	Syndergaard,N	NY
2	Foltynewic,M	ATL
2	Tailon,J	PIT
2	Scherzer,M	WSH
1	(09) PLAYERS	TIED

WINNING PERCENTAGE

.818	Mikolas,M	STL (18-4)
.765	Syndergaard,N	NY (13-4)
.750	Lester,J	CHI (18-6)
.739	Nola,A	PHI (17-6)
.720	Scherzer,M	WSH (18-7)
.708	Freeland,K	COL (17-7)
.688	Hill,R	LA (11-5)
.652	Chacin,J	MIL (15-8)
.632	Wheeler,Z	NY (12-7)
.611	Corbin,P	ARI (11-7)

WINNING STREAKS

9	Scherzer,M	WSH
	04/09 - 06/05	
8	Freeland,K	COL
	08/06 - 09/28	
8	Wacha,M	STL
	04/07 - 06/09	
8	Lester,J	CHI
	05/29 - 07/15	
7	(05) STREAKS	TIED

GAMES

82	Ziegler,B	ARI
80	Cishek,S	CHI
77	Chafin,A	ARI
76	Bradley,A	ARI
75	Hirano,Y	ARI
75	Ottavino,A	COL
74	Dyson,S	SF
73	(04) PLAYERS	TIED

SHUTOUTS

1	Stratton,C	SF
1	Syndergaard,N	NY
1	Foltynewic,M	ATL
1	Williams,T	PIT
1	Mikolas,M	STL
1	Corbin,P	ARI
1	Tailon,J	PIT
1	Scherzer,M	WSH

SAVES

43	Davis,W	COL
38	Jansen,K	LA
37	Vazquez,F	PIT
32	Boxberger,B	ARI
30	Iglesias,R	CIN
28	Norris,B	STL
25	Doolittle,S	WSH
24	Hand,B	SD
22	Morrow,B	CHI
17	Familia,J	NY

INNINGS PITCHED

220.2	Scherzer,M	WSH
217.0	Degrom,J	NY
212.1	Nola,A	PHI
207.2	Greinke,Z	ARI
202.1	Freeland,K	COL
200.2	Mikolas,M	STL
200.0	Corbin,P	ARI
199.0	Hendricks,K	CHI
196.0	Marquez,G	COL
192.2	Chacin,J	MIL

OPP AVERAGE AGAINST

.188	Scherzer,M	WSH
.195	Foltynewic,M	ATL
.196	Teheran,J	ATL
.196	Degrom,J	NY
.197	Nola,A	PHI
.218	Corbin,P	ARI
.220	Chacin,J	MIL
.225	Wheeler,Z	NY
.226	Newcomb,S	ATL
.231	Greinke,Z	ARI

HOME ERA

1.54	Degrom,J	NY
2.17	Mikolas,M	STL
2.34	Nola,A	PHI
2.40	Freeland,K	COL
2.48	Guerra,J	MIL
2.51	Scherzer,M	WSH
2.55	Greinke,Z	ARI
2.58	Kershaw,C	LA
2.86	Williams,T	PIT
2.99	Nova,I	PIT

HITS ALLOWED

186	Mikolas,M	STL
184	Hendricks,K	CHI
182	Freeland,K	COL
181	Roark,T	WSH
181	Greinke,Z	ARI
180	Gray,J	COL
179	Marquez,G	COL
179	Tailion,J	PIT
177	Godley,Z	ARI
174	Lester,J	CHI

WILD PITCHES

17	Godley,Z	ARI
11	Rodriguez,R	PIT
11	Arrieta,J	PHI
11	Guerra,J	MIL
10	Dominguez,S	PHI
10	Kershaw,C	LA
9	(07) PLAYERS	TIED

BALKS

3	Teheran,J	ATL
2	(13) PLAYERS	TIED

BATTING AVERAGE

.329	McNeil,J	NY
.299	Winker,J	CIN
.293	Acuna,R	ATL
.292	Soto,J	WSH
.280	Reyes,F	SD
.277	Moran,C	PIT
.276	Munoz,Y	STL
.273	Anderson,B	MIA
.264	Bader,H	STL
.262	Alfaro,J	PHI

RUNS

87	Anderson,B	MIA
78	Acuna,R	ATL
77	Soto,J	WSH
61	Bader,H	STL
55	Kingery,S	PHI
49	Moran,C	PIT
42	Villanueva,C	SD
39	Munoz,Y	STL
38	Winker,J	CIN
36	Reyes,F	SD

ROAD ERA

1.8	7 Degrom,J	NY
2.4	1 Nola,A	PHI
2.4	8 Foltynewic,M	ATL
2.5	6 Scherzer,M	WSH
2.8	0 Corbin,P	ARI
2.8	0 Newcomb,S	ATL
2.8	7 Lester,J	CHI
2.9	5 Marquez,G	COL
3.1	7 Tailion,J	PIT
3.2	3 Freeland,K	COL

LOSSES

15	Roark,T	WSH
14	Pivetta,N	PHI
14	Bailey,H	CIN
13	Suarez,A	SF
12	Chen,W	MIA
12	Castillo,L	CIN
12	Velasquez,V	PHI
12	Urena,J	MIA
11	(11) PLAYERS	TIED

HIT BATSMEN

12	Godley,Z	ARI
12	Urena,J	MIA
12	Scherzer,M	WSH
11	Flaherty,J	STL
11	Martinez,C	STL
11	Chacin,J	MIL
10	Matz,S	NY
10	Roark,T	WSH
10	Richard,C	SD
9	(04) PLAYERS	TIED

WALKS

95	Chatwood,T	CHI
84	Teheran,J	ATL
81	Newcomb,S	ATL
81	Godley,Z	ARI
80	Gonzalez,G	MIL
71	Chacin,J	MIL
70	Freeland,K	COL
70	Ray,R	ARI
68	Foltynewic,M	ATL
68	Quintana,J	CHI

HOME RUNS

26	Acuna,R	ATL
22	Soto,J	WSH
20	Villanueva,C	SD
16	Reyes,F	SD
12	Bader,H	STL
11	Brinson,L	MIA
11	Anderson,B	MIA
11	Moran,C	PIT
10	Alfaro,J	PHI
9	O'Neill,T	STL

HITS

161	Anderson,B	MIA
127	Acuna,R	ATL
121	Soto,J	WSH
115	Moran,C	PIT
102	Kingery,S	PHI
100	Bader,H	STL
90	Alfaro,J	PHI
84	Winker,J	CIN
83	Villanueva,C	SD
81	Munoz,Y	STL

DAY ERA

1.63	Degrom,J	NY
2.26	Syndergaard,N	NY
2.34	Holland,D	SF
2.50	Scherzer,M	WSH
2.56	Mikolas,M	STL
2.83	Chacin,J	MIL
2.84	Nova,I	PIT
2.84	Nola,A	PHI
2.85	Kershaw,C	LA
2.93	Greinke,Z	ARI

HOME RUNS ALLOWED

30	Anderson,T	COL
30	Anderson,C	MIL
28	Castillo,L	CIN
28	Greinke,Z	ARI
27	Gray,J	COL
27	Harvey,M	CIN
26	Teheran,J	ATL
26	Nova,I	PIT
25	Matz,S	NY
25	Quintana,J	CHI

EARNED RUNS

98	Gray,J	COL
94	Godley,Z	ARI
94	Richard,C	SD
89	Anderson,T	COL
87	Pivetta,N	PHI
87	Roark,T	WSH
86	Romano,S	CIN
85	Harvey,M	CIN
82	Stratton,C	SF
82	Marquez,G	COL

RUNS ALLOWED

103	Godley,Z	ARI
102	Gray,J	COL
98	Richard,C	SD
94	Anderson,T	COL
93	Arrieta,J	PHI
92	Romano,S	CIN
91	Pivetta,N	PHI
90	Marquez,G	COL
90	Roark,T	WSH
89	Castillo,L	CIN

RUNS BATTED IN

70	Soto,J	WSH
65	Anderson,B	MIA
64	Acuna,R	ATL
58	Moran,C	PIT
46	Villanueva,C	SD
43	Winker,J	CIN
42	Munoz,Y	STL
42	Brinson,L	MIA
37	Bader,H	STL
37	Alfaro,J	PHI

TOTAL BASES

239	Acuna,R	ATL
236	Anderson,B	MIA
214	Soto,J	WSH
169	Moran,C	PIT
160	Bader,H	STL
158	Villanueva,C	SD
153	Kingery,S	PHI
140	Alfaro,J	PHI
130	Reyes,F	SD
129	Brinson,L	MIA

NIGHT ERA

1.7	3 Degrom,J	NY
2.0	2 Nola,A	PHI
2.4	9 Freeland,K	COL
2.5	5 Scherzer,M	WSH
2.9	3 Lester,J	CHI
2.9	9 Foltynewic,M	ATL
3.0	1 Mikolas,M	STL
3.0	3 Teheran,J	ATL
3.1	1 Marquez,G	COL
3.1	4 Corbin,P	ARI

FEWEST WALKS PER 9 INN

1.3	Mikolas,M	STL
1.9	Greinke,Z	ARI
1.9	Degrom,J	NY
2.0	Nova,I	PIT
2.0	Hendricks,K	CHI
2.1	Scherzer,M	WSH
2.2	Corbin,P	ARI
2.2	Tailion,J	PIT
2.5	Nola,A	PHI
2.5	Roark,T	WSH

STRIKEOUTS PER 9 INN

12.2	Scherzer,M	WSH
11.2	Degrom,J	NY
11.1	Corbin,P	ARI
10.6	Marquez,G	COL
10.3	Pivetta,N	PHI
9.9	Foltynewic,M	ATL
9.6	Gray,J	COL
9.5	Nola,A	PHI
9.3	Godley,Z	ARI
8.9	Holland,D	SF

GAMES FINISHED

63	Davis,W	COL
60	Vazquez,F	PIT
59	Jansen,K	LA
57	Iglesias,R	CIN
45	Boxberger,B	ARI
42	Norris,B	STL
35	Strickland,H	SF
35	Doolittle,S	WSH
31	(03) PLAYERS	TIED

2018 National League Rookie Batting Leaders

BATTING AVERAGE

.329	McNeil,J	NY
.299	Winker,J	CIN
.293	Acuna,R	ATL
.292	Soto,J	WSH
.280	Reyes,F	SD
.277	Moran,C	PIT
.276	Munoz,Y	STL
.273	Anderson,B	MIA
.264	Bader,H	STL
.262	Alfaro,J	PHI

RUNS

87	Anderson,B	MIA
78	Acuna,R	ATL
77	Soto,J	WSH
61	Bader,H	STL
55	Kingery,S	PHI
49	Moran,C	PIT
42	Villanueva,C	SD
39	Munoz,Y	STL
38	Winker,J	CIN
36	Reyes,F	SD

HOME RUNS

26	Acuna,R	ATL
22	Soto,J	WSH
20	Villanueva,C	SD
16	Reyes,F	SD
12	Bader,H	STL
11	Brinson,L	MIA
11	Anderson,B	MIA
11	Moran,C	PIT
10	Alfaro,J	PHI
9	O'Neill,T	STL

HITS

161	Anderson,B	MIA
127	Acuna,R	ATL
121	Soto,J	WSH
115	Moran,C	PIT
102	Kingery,S	PHI
100	Bader,H	STL
90	Alfaro,J	PHI
84	Winker,J	CIN
83	Villanueva,C	SD
81	Munoz,Y	STL

RUNS BATTED IN

70	Soto,J	WSH
65	Anderson,B	MIA
64	Acuna,R	ATL
58	Moran,C	PIT
46	Villanueva,C	SD
43	Winker,J	CIN
42	Munoz,Y	STL
42	Brinson,L	MIA
37	Bader,H	STL
37	Alfaro,J	PHI

TOTAL BASES

239	Acuna,R	ATL
236	Anderson,B	MIA
214	Soto,J	WSH
169	Moran,C	PIT
160	Bader,H	STL
158	Villanueva,C	SD
153	Kingery,S	PHI
140	Alfaro,J	PHI
130	Reyes,F	SD
129	Brinson,L	MIA

MULTI-HIT GAMES

46	Anderson,B	MIA
35	Acuna,R	ATL
34	Soto,J	WSH
24	Winker,J	CIN
23	Bader,H	STL
23	Kingery,S	PHI
23	Moran,C	PIT
22	Villanueva,C	SD
20	McNeil,J	NY
18	(02) PLAYERS	TIED

GRAND SLAMS

2	Moran,C	PIT
1	Kingery,S	PHI
1	Bote,D	CHI
1	Mejia,F	SD
1	Brinson,L	MIA
1	Caratini,V	CHI
1	Wisdom,P	STL
1	Winker,J	CIN

DOUBLES

34	Anderson,B	MIA
26	Acuna,R	ATL
25	Soto,J	WSH
23	Kingery,S	PHI
20	Bader,H	STL
19	Moran,C	PIT
16	Munoz,Y	STL
16	Winker,J	CIN
16	Alfaro,J	PHI
15	Villanueva,C	SD

WALKS

79	Soto,J	WSH
62	Anderson,B	MIA
49	Winker,J	CIN
45	Acuna,R	ATL
39	Moran,C	PIT
31	Bader,H	STL
30	Munoz,Y	STL
24	Kingery,S	PHI
24	Reyes,F	SD
23	Villanueva,C	SD

OUTFIELD ASSISTS

8	Bader,H	STL
8	Anderson,B	MIA
4	Winker,J	CIN
4	Soto,J	WSH
4	Sierra,M	MIA
4	Luplow,J	PIT
3	Ervin,P	CIN
3	Acuna,R	ATL
2	(06) PLAYERS TIED	

TRIPLES

6	McNeil,J	NY
5	Brinson,L	MIA
4	Acuna,R	ATL
4	Anderson,B	MIA
4	Quinn,R	PHI
3	Luplow,J	PIT
3	Crawford,J	PHI
2	(05) PLAYERS TIED	

ON-BASE PERCENTAGE

.406	Soto,J	WSH
.405	Winker,J	CIN
.381	McNeil,J	NY
.366	Acuna,R	ATL
.357	Anderson,B	MIA
.350	Munoz,Y	STL
.340	Reyes,F	SD
.340	Moran,C	PIT
.334	Bader,H	STL
.324	Ervin,P	CIN

STOLEN BASES

16	Acuna,R	ATL
15	Bader,H	STL
10	Kingery,S	PHI
10	Quinn,R	PHI
7	Slater,A	SF
7	McNeil,J	NY
6	Ervin,P	CIN
5	(04) PLAYERS TIE D	

SLUGGING PERCENTAGE

.552	Acuna,R	ATL
.517	Soto,J	WSH
.498	Reyes,F	SD
.471	McNeil,J	NY
.450	Villanueva,C	SD
.431	Winker,J	CIN
.422	Bader,H	STL
.413	Munoz,Y	STL
.407	Moran,C	PIT
.407	Alfaro,J	PHI

HITTING STREAKS

12	Reyes,F	SD
09/07 - 09/21		
12	Winker,J	CIN
07/03 - 07/21		
11	Acuna,R	ATL
08/08 - 08/18		
11	McNeil,J	NY
08/16 - 08/26		
11	Villanueva,C	SD
04/13 - 04/28		

EXTRA-BASE HITS

56	Acuna,R	ATL
49	Anderson,B	MIA
48	Soto,J	WSH
35	Villanueva,C	SD
34	Bader,H	STL
33	Kingery,S	PHI
31	Moran,C	PIT
28	Alfaro,J	PHI
26	Brinson,L	MIA
25	Reyes,F	SD

2018 National League Rookie Pitching Leaders

EARNED RUN AVERAGE

2.62	Buehler,W	LA
2.81	Rodriguez,D	SF
3.34	Flaherty,J	STL
4.08	Lucchesi,J	SD
4.15	Koch,M	ARI
4.34	Lauer,E	SD
4.42	Richards,T	MIA
4.49	Suarez,A	SF
4.98	Mahle,T	CIN

GAMES STARTED

29	Suarez,A	SF
28	Flaherty,J	STL
26	Lucchesi,J	SD
25	Richards,T	MIA
23	Lauer,E	SD
23	Mahle,T	CIN
23	Buehler,W	LA
19	Rodriguez,D	SF
16	Smith,C	MIA
15	Kingham,N	PIT

STRIKEOUTS

182	Flaherty,J	STL
151	Buehler,W	LA
145	Lucchesi,J	SD
130	Richards,T	MIA
130	Suarez,A	SF
110	Mahle,T	CIN
100	Lauer,E	SD
96	Peralta,F	MIL
89	Rodriguez,D	SF

WINS

8	Lucchesi,J	SD
8	Flaherty,J	STL
8	Buehler,W	LA
7	Burnes,C	MIL
7	Ferguson,C	LA
7	Mahle,T	CIN
7	Suarez,A	SF
6	(05) PLAYERS TIED	

COMPLETE GAMES

.471	Lucchesi,J	SD (8-9)
.471	Flaherty,J	STL (8-9)
.438	Mahle,T	CIN (7-9)
.350	Suarez,A	SF (7-13)

WINNING PERCENTAGE

WINNING STREAKS

7	Burnes,C	MIL
07/21 - 09/24		
5	Gomber,A	STL
08/01 - 08/31		
5	Rodriguez,D	SF
06/19 - 08/12		
4	(07) STREAKS	TIED

GAMES

75	Hirano,Y	ARI
73	Hicks,J	STL
69	Santana,E	PIT
69	Moronta,R	SF
69	Winkler,D	ATL
65	Minter,A	ATL
63	Rodriguez,R	PIT
60	Arano,V	PHI
60	Guerrero,T	MIA
60	Biddle,J	ATL

SHUTOUTS

.193	Buehler,W	LA
.199	Flaherty,J	STL
.223	Rodriguez,D	SF
.253	Richards,T	MIA
.254	Lucchesi,J	SD
.267	Koch,M	ARI
.269	Suarez,A	SF
.283	Mahle,T	CIN
.285	Lauer,E	SD

SAVES

16	Dominguez,S	PHI
15	Minter,A	ATL
6	Hicks,J	STL
3	Hirano,Y	ARI
3	Arano,V	PHI
2	Ferguson,C	LA
2	Winkler,D	ATL
1	(12) PLAYERS	TIED

INNINGS PITCHED

160.1	Suarez,A	SF
151.0	Flaherty,J	STL
137.1	Buehler,W	LA
130.0	Lucchesi,J	SD
126.1	Richards,T	MIA
118.1	Rodriguez,D	SF
112.0	Lauer,E	SD
112.0	Mahle,T	CIN
86.2	Koch,M	ARI
78.1	Peralta,F	MIL

OPP AVERAGE AGAINST

.193	Buehler,W	LA
.199	Flaherty,J	STL
.223	Rodriguez,D	SF
.253	Richards,T	MIA
.254	Lucchesi,J	SD
.267	Koch,M	ARI
.269	Suarez,A	SF
.283	Mahle,T	CIN
.285	Lauer,E	SD

FINAL AMERICAN LEAGUE STATS
2018 American League Batting

Club	avg	g	ab	r	or	h	tb	2b	3b	hr	gs	rbi	sh	sf	hp	bb	ibb	so	sb	cs	dp	lob	sho	slg	obp
BOS	.268	162	5623	876	647	1509	2550	355	31	208	10	829	7	48	55	569	38	1253	125	31	130	1124	7	.453	.339
CLE	.259	162	5595	818	648	1447	2430	297	19	216	11	786	25	44	80	554	32	1189	135	36	98	1147	7	.434	.332
TB	.258	162	5475	716	646	1415	2225	274	43	150	4	664	28	50	101	540	17	1388	128	51	122	1156	9	.406	.333
HOU	.255	162	5453	797	534	1390	2319	278	18	205	7	763	14	45	61	565	19	1197	71	26	156	1052	10	.425	.329
SEA	.254	162	5513	677	711	1402	2250	256	32	176	2	644	29	41	70	430	17	1221	79	37	128	1084	7	.408	.314
OAK	.252	162	5579	813	674	1407	2450	322	20	227	4	778	6	44	76	550	18	1381	35	21	136	1085	7	.439	.325
MIN	.250	162	5526	738	775	1379	2238	317	22	166	6	704	19	38	37	534	25	1328	47	27	89	1087	6	.405	.318
NYY	.249	162	5515	851	669	1374	2490	269	23	267	8	821	10	59	62	625	21	1421	63	21	107	1100	4	.451	.329
KC	.245	162	5505	638	833	1350	2156	283	29	155	4	606	24	40	67	427	13	1310	117	38	123	1063	9	.392	.305
TOR	.244	162	5477	709	832	1336	2339	320	16	217	7	680	5	37	58	499	15	1387	47	30	118	1036	11	.427	.312
LAA	.242	162	5472	721	722	1323	2260	249	23	214	1	690	7	39	73	514	38	1300	89	22	111	1071	10	.413	.313
DET	.241	162	5494	630	796	1326	2085	284	35	135	3	597	15	40	52	428	18	1341	70	30	110	1071	18	.380	.300
CHW	.241	162	5523	656	848	1332	2217	259	40	182	1	639	24	32	66	425	18	1594	98	41	99	1050	12	.401	.302
TEX	.240	162	5453	737	848	1308	2204	266	24	194	4	696	33	34	88	555	16	1484	74	35	104	1093	12	.404	.318
BAL	.239	162	5507	622	892	1317	2153	242	15	188	4	593	13	35	57	422	19	1412	81	22	132	1027	15	.391	.298
Totals	.249		82710	11075		34366		390	76	259	1003	324	1259	1763	144	1415		20206	468	16246		.415			

2018 American League Pitching

Club	w	l	era	g	cg	sho	rel	sv	ip	h	r	er	hr	hb	bb	ibb	so	wp	bk	avg
HOU	103	59	3.11	162	3	12	510	46	1455.0	1164	534	503	152	66	435	4	1687	67	4	.217
TB	90	72	3.74	162	0	14	553	52	1448.1	1236	646	602	164	53	501	34	1421	55	6	.230
BOS	108	54	3.75	162	2	14	535	46	1458.2	1305	647	608	176	84	512	8	1558	51	3	.237
CLE	91	71	3.77	162	5	17	509	41	1457.1	1349	648	611	200	59	407	29	1544	54	2	.242
NYY	100	62	3.78	162	2	11	508	49	1456.1	1311	669	611	177	58	494	9	1634	73	4	.237
OAK	97	65	3.81	162	2	14	578	44	1465.2	1303	674	621	184	53	474	19	1237	86	2	.236
SEA	89	73	4.13	162	3	12	537	60	1448.2	1396	711	664	195	72	400	21	1328	57	3	.252
LAA	80	82	4.15	162	1	9	601	35	1437.1	1353	722	662	205	65	546	17	1386	87	3	.248
MIN	78	84	4.50	162	2	7	566	37	1443.1	1425	775	721	198	80	573	34	1377	59	0	.256
DET	64	98	4.58	162	0	2	542	37	1425.1	1423	796	726	216	60	491	20	1215	54	4	.258
CHW	62	100	4.83	162	0	8	553	34	1437.0	1404	848	771	196	89	653	25	1259	94	9	.254
TOR	73	89	4.85	162	0	3	590	39	1433.2	1476	832	772	208	67	551	19	1298	71	5	.265
TEX	67	95	4.92	162	1	5	506	42	1431.0	1516	848	783	222	72	491	23	1121	57	8	.271
KC	58	104	4.94	162	2	8	483	33	1432.0	1542	833	786	205	51	549	28	1157	68	4	.275
BAL	47	115	5.18	162	2	7	490	28	1431.0	1552	892	824	234	67	589	29	1203	81	8	.276
Totals	1207	1223	4.27	1215	25	143	8061	623	21660.2	20755	11075	10265	2932	996	7666	319	20425	14	65	.250


2018 AMERICAN LEAGUE FIELDING

Club	pct	g	po	a	e	tc	dp	tp	pb
HOUSTON	.989	162	4365	1369	63	5797	116	0	15
LOS ANGELES	.987	162	4312	1502	76	5890	173	0	18
KANSAS CITY	.987	162	4296	1529	77	5902	142	0	10
BOSTON	.987	162	4376	1366	77	5819	106	0	25
CLEVELAND	.986	162	4372	1353	83	5808	123	0	9
TAMPA BAY	.986	162	4345	1483	85	5913	136	0	17
OAKLAND	.985	162	4397	1594	89	6080	125	0	17
SEATTLE	.985	162	4346	1486	88	5920	152	1	13
NEW YORK	.984	162	4369	1344	94	5807	95	0	25
DETROIT	.984	162	4276	1428	95	5799	126	0	8
MINNESOTA	.984	162	4330	1454	97	5881	127	0	12
TORONTO	.983	162	4301	1447	101	5849	138	0	8
BALTIMORE	.982	162	4293	1537	104	5934	159	0	9
CHICAGO	.981	162	4311	1431	114	5856	135	0	20
TEXAS	.980	162	4293	1558	120	5971	168	1	13
TOTALS	.985	1215	64982	21881	1363	88226	2021	2	219

2018 American League Club Miscellaneous

Club	vsLH	vsRH	grass	turf	day	night	1-run	x-inn	vsNL	doubleheaders			attendance	
										w	l	s	home	road
BALTIMORE	21-33	26-82	45- 98	2-17	18-38	29-77	12-29	4- 9	7-13	0	1	2	1,564,192	2,203,583
BOSTON	21-16	87-38	97- 46	11- 8	36-10	72-44	25-14	8- 5	16- 4	0	0	0	2,895,575	2,429,422
CHICAGO	15-25	47-75	58- 98	4- 2	22-44	40-56	15-25	5- 5	6-14	0	0	2	1,608,817	2,053,247
CLEVELAND	22-21	69-50	87- 66	4- 5	36-23	55-48	22-24	4- 9	12- 8	0	0	1	1,926,701	2,113,170
DETROIT	19-24	45-74	62- 93	2- 5	30-41	34-57	22-30	5- 5	6-14	0	0	2	1,856,970	2,092,634
HOUSTON	37-23	66-36	100- 55	3- 4	34-17	69-42	24-24	5- 6	13- 7	1	0	0	2,980,549	2,307,383
KANSAS CITY	19-30	39-74	58- 97	0- 7	19-38	39-66	19-30	5- 8	6-14	0	1	0	1,665,107	1,940,986
LOS ANGELES	22-29	58-53	78- 78	2- 4	20-24	60-58	26-15	5- 7	10-10	0	0	0	3,020,216	2,270,826
MINNESOTA	21-25	57-59	74- 80	4- 4	30-32	48-52	15-21	5- 8	8-12	0	0	1	1,959,197	2,188,388
NEW YORK	30-15	70-47	90- 53	10- 9	32-20	68-42	23-17	9- 5	11- 9	0	0	1	3,482,855	2,454,838
OAKLAND	32-25	65-40	92- 63	5- 2	37-23	60-42	31-14	13- 6	12- 8	0	0	1	1,527,588	2,299,865
SEATTLE	30-24	59-49	84- 71	5- 2	25-27	64-46	36-21	14- 1	6-14	0	0	1	2,299,489	2,173,995
TAMPA BAY	27-20	63-52	33- 38	57-34	37-26	53-46	28-31	5- 7	7-13	0	0	1	1,154,973	2,110,487
TEXAS	22-35	45-60	64- 92	3- 3	18-28	49-67	12-19	7- 7	9-11	0	0	0	2,107,107	2,144,075
TORONTO	15-38	58-51	31- 41	42-48	31-33	42-56	23-17	10- 6	13- 7	1	0	1	2,325,281	2,012,159

2018 American League Club Rank Batting

Club	avg	g	ab	r	or	h	tb	2b	3b	hr	gs	rbi	sh	sf	hp	bb	ibb	so	sb	cs	gi				
																					dp	lob	sho	slg	obp
BALTIMORE	15	1	8	15	15	14	14	15	15	9	7	15	10	13	12	15	6	12	7	3	13	1	14	14	15
BOSTON	1	1	1	1	3	1	1	1	5	6	2	1	12	3	13	2	1	4	3	9	12	13	3	1	1
CHICAGO	13	1	5	12	13	11	11	12	2	10	14	12	5	15	8	14	8	15	5	14	3	3	12	12	13
CLEVELAND	2	1	2	3	4	2	4	5	12	4	1	3	4	5	3	5	3	1	1	11	2	14	3	4	3
DETROIT	12	1	10	14	10	12	15	6	3	15	12	14	8	8	14	12	8	8	11	7	6	6	15	15	14
HOUSTON	4	1	14	5	1	6	6	8	13	7	4	5	9	4	10	3	6	2	10	5	15	4	9	6	4
KANSAS CITY	9	1	9	13	12	9	13	7	6	13	7	13	5	8	7	13	15	6	4	13	10	5	7	13	12
LOS ANGELES	11	1	13	8	8	13	7	14	8	5	14	8	12	10	5	9	1	5	6	3	7	6	9	7	10
MINNESOTA	7	1	4	6	9	7	9	4	10	12	6	6	7	11	15	8	4	7	13	6	1	10	2	10	8
NEW YORK	8	1	6	2	5	8	2	10	8	1	3	2	11	1	9	1	5	13	12	1	5	12	1	2	5
OAKLAND	6	1	3	4	6	4	3	2	11	2	7	4	14	5	4	6	8	9	15	1	14	9	3	3	6
SEATTLE	5	1	7	11	7	5	8	13	4	11	13	11	2	7	6	11	11	3	8	12	11	8	3	8	9
TAMPA BAY	3	1	12	9	2	3	10	9	1	14	7	10	3	2	1	7	11	11	2	15	9	15	7	9	2
TEXAS	14	1	14	7	13	15	12	11	7	8	7	7	1	14	2	4	13	14	9	10	4	11	12	11	7
TORONTO	10	1	11	10	11	10	5	3	14	3	4	9	15	12	11	10	14	10	13	7	8	2	11	5	11

2018 American League Club Rank Pitching

Club	w	l	era	g	cg	sho	rel	sv	ip	h	tbf	r	er	hr	sh	sf	hb	bb	ibb	so	wp	bk
BOSTON	1	15	3	1	4	2	9	4	2	4	9	3	3	1	9	14	9	2	3	1	4	
CHICAGO	13	3	11	1	12	9	5	13	10	9	14	13	11	7	10	10	15	15	10	10	15	15
CLEVELAND	5	11	4	1	1	1	11	8	3	6	3	4	4	9	5	1	5	2	12	4	2	2
DETROIT	12	4	10	1	12	15	7	10	15	10	7	10	10	13	5	14	6	5	7	12	2	7
HOUSTON	2	14	1	1	2	5	10	4	5	1	1	1	1	1	2	4	8	3	1	1	8	7
KANSAS CITY	14	2	14	1	4	9	15	14	12	14	12	12	14	10	13	14	1	11	11	14	9	7
LOS ANGELES	8	8	8	1	10	8	1	12	9	7	6	8	7	10	4	5	7	10	4	6	14	4
MINNESOTA	9	7	9	1	4	11	4	10	8	11	13	9	9	8	15	12	13	13	14	7	7	1
NEW YORK	3	13	5	1	4	7	12	3	4	5	8	5	4	8	2	4	7	3	2	11	7	7
OAKLAND	4	12	6	1	4	2	3	6	1	3	5	6	6	5	13	3	2	4	5	11	13	2
SEATTLE	7	9	7	1	2	5	8	1	6	8	4	7	8	6	2	7	11	1	8	8	5	4
TAMPA BAY	6	10	2	1	12	2	5	2	7	2	2	2	2	2	5	6	2	8	14	5	4	12
TEXAS	11	5	13	1	10	13	13	7	13	13	10	13	13	14	12	13	11	5	9	15	5	13
TORONTO	10	6	12	1	12	14	2	9	11	12	11	11	12	12	10	11	9	12	5	9	10	11

2018 American League Starting Pitching

Club	w	l	era	g	gs	cg	sho	ip	h	r	er	hr	hb	bb	ibb	so	wp	bk	opp avg
HOU	72	36	3.16	162	162	3	2	955.1	771	359	335	100	41	298	0	1101	45	3	.219
CLE	76	42	3.39	162	162	5	2	993.2	893	401	374	122	29	244	7	1066	36	1	.237
TB	35	36	3.68	162	162	0	0	624.0	518	268	255	76	19	214	7	667	34	1	.225
BOS	68	38	3.77	162	162	2	0	871.1	790	396	365	112	52	267	2	930	18	2	.238
NYY	65	42	4.05	162	162	2	2	861.2	818	412	388	110	40	267	0	881	37	3	.247
OAK	52	48	4.17	162	162	2	2	824.1	779	415	382	109	33	240	2	610	47	1	.248
LAA	46	57	4.34	162	162	1	1	805.1	767	419	388	123	33	287	3	783	49	1	.250
SEA	54	49	4.35	162	162	3	1	891.1	884	461	431	127	30	226	4	772	23	0	.257
MIN	43	54	4.54	162	162	2	1	833.0	806	447	420	109	49	351	10	760	30	0	.253
DET	36	67	4.65	162	162	0	0	845.2	845	484	437	144	35	270	2	705	23	4	.258
KC	38	68	4.89	162	162	2	0	889.1	953	508	483	128	36	299	6	716	40	2	.273
CHW	39	70	5.07	162	162	0	0	891.2	854	546	502	137	60	400	8	679	44	5	.250
TOR	39	67	5.14	162	162	0	0	839.1	875	516	479	123	28	329	7	699	31	4	.267
TEX	43	68	5.37	162	162	1	0	846.0	940	545	505	148	45	277	5	590	29	5	.281
BAL	28	84	5.48	162	162	2	0	833.2	945	554	508	159	35	302	12	664	37	3	.284
Totals	734	826	4.39	2430	25	11	12805.2	6731	6252	565	1827	4271	1623	523	35	.253			

2018 American League Relief Pitching

Club	w	l	era	g	rg	sv	ip	h	r	er	hr	hb	bb	ibb	so	wp	bk	opp avg	
HOU	31	23	3.03	162	159	46	499.2	393	175	168	52	25	137	4	586	22	1	.214	
OAK	45	17	3.37	162	160	44	641.1	524	259	240	75	20	234	17	627	39	1	.220	
NYY	35	20	3.38	162	160	49	594.2	493	257	223	67	18	227	9	753	36	1	.221	
BOS	40	16	3.72	162	160	46	587.1	515	251	243	64	32	245	6	628	33	1	.235	
SEA	35	24	3.76	162	159	60	557.1	512	250	233	68	42	174	17	556	34	3	.243	
TB	55	36	3.80	162	162	52	824.1	718	378	348	88	34	287	27	754	21	5	.233	
LAA	34	25	3.92	162	161	35	632.0	586	303	275	82	32	259	14	603	38	2	.247	
TEX	24	27	4.28	162	161	42	585.0	576	303	278	74	27	214	18	531	28	3	.256	
MIN	35	30	4.45	162	160	37	610.1	619	328	302	89	31	222	24	617	29	0	.260	
TOR	34	22	4.45	162	162	39	594.1	601	316	294	85	39	222	12	599	40	1	.262	
CHW	23	30	4.49	162	162	34	545.1	550	302	272	59	29	253	17	580	50	4	.259	
DET	28	31	4.52	162	162	37	579.2	578	312	291	72	25	221	18	510	31	0	.259	
CLE	15	29	4.60	162	157	41	463.2	456	247	237	78	30	163	22	478	18	1	.253	
BAL	19	31	4.78	162	160	28	597.1	607	338	317	75	32	287	17	539	44	5	.264	
KC	20	36	5.04	162	160	33	542.2	589	325	304	77	15	250	22	441	28	2	.279	
Totals	473	397	4.09	2405	623	8855.0	8317	4344	4025	1105	431	3395	244	8802	491	30	.247		

2018 American League Pinch Hitting

Club	AVG	AB	R	H	TB	2B	3B	HR	RBI	SH	SF	HP	BB	IBB	SO	SB	CS	DP	SLG	OBP
KANSAS CITY	.286	42	4	12	20	2	0	2	9	0	2	0	4	0	11	1	0	1	.476	.333
TORONTO	.256	117	11	30	44	3	1	3	19	0	0	0	10	1	36	1	1	0	.376	.315
OAKLAND	.256	117	15	30	47	8	0	3	16	0	1	1	16	3	38	0	0	6	.402	.348
CLEVELAND	.241	87	11	21	32	5	0	2	12	0	1	0	9	2	22	1	0	3	.368	.309
SEATTLE	.230	87	11	20	30	4	0	2	12	1	1	1	12	1	28	1	0	3	.345	.327
BALTIMORE	.212	85	13	18	27	1	1	2	14	0	1	3	8	1	37	0	1	1	.318	.299
BOSTON	.205	83	14	17	29	4	1	2	18	0	1	1	10	0	26	0	0	1	.349	.295
NEW YORK	.203	59	8	12	17	2	0	1	4	0	1	2	8	1	18	0	0	1	.288	.314
TAMPA BAY	.198	91	14	18	28	5	1	1	16	0	0	3	15	3	34	3	2	4	.308	.330
CHICAGO	.190	79	11	15	29	0	1	4	14	0	1	3	7	1	33	0	0	1	.367	.278
TEXAS	.186	70	5	13	21	2	0	2	11	0	0	1	10	0	24	0	0	2	.300	.296
MINNESOTA	.172	93	7	16	22	3	0	1	11	0	0	2	7	1	39	1	0	3	.237	.245
HOUSTON	.167	78	10	13	22	4	1	1	13	0	4	1	8	0	24	0	0	2	.282	.242
LOS ANGELES	.162	99	13	16	34	3	0	5	14	0	0	3	11	1	38	3	0	1	.343	.265
DETROIT	.154	65	4	10	14	1	0	1	7	0	0	1	8	1	28	0	0	0	.215	.257
TOTALS	.208	1252	151	261	416	47	6	32	190	1	13	22	143	16	436	11	4	29	.332	.298

2018 American League Batting Leaders

BATTING AVERAGE

.346	Betts,M	BOS
.330	Martinez,J	BOS
.316	Altuve,J	HOU
.312	Trout,M	LAA
.309	Brantley,M	CLE
.304	Merrifield,W	KC
.304	Segura,J	SEA
.300	Wendle,J	TB
.298	Castellano,N	DET
.297	Andujar,M	NYN

RUNS

129	Betts,M	BOS
129	Lindor,F	CLE
111	Martinez,J	BOS
110	Ramirez,J	CLE
105	Bregman,A	HOU
103	Benintendi,A	BOS
102	Springer,G	HOU
102	Stanton,G	NYN
101	Trout,M	LAA
100	Chapman,M	OAK

DOUBLES

51	Bregman,A	HOU
47	Andujar,M	NYN
47	Betts,M	BOS
46	Castellano,N	DET
45	Bogaerts,X	BOS
43	Merrifield,W	KC
42	Chapman,M	OAK
42	Lindor,F	CLE
41	Benintendi,A	BOS
41	Piscotty,S	OAK

WALKS

122	Trout,M	LAA
106	Ramirez,J	CLE
96	Bregman,A	HOU
92	Choo,S	TEX
90	Hicks,A	NYN
83	Smook,J	NYN
81	Betts,M	BOS
78	Lowrie,J	OAK
76	Judge,A	NYN
74	Gallo,J	TEX

OUTFIELD ASSISTS

12	Haniger,M	SEA
12	Benintendi,A	BOS
11	Hernandez,T	TOR
10	Castellano,N	DET
9	(07) PLAYERS TIED	

DAY BATTING AVG

.365	Benintendi,A	BOS
.338	Betts,M	BOS
.332	Wendle,J	TB
.329	Rosario,E	MIN
.323	Altuve,J	HOU
.320	Brantley,M	CLE
.319	Bogaerts,X	BOS
.318	Andujar,M	NYN
.308	Odor,R	TEX

HOME RUNS

48	Davis,K	OAK
43	Martinez,J	BOS
40	Gallo,J	TEX
39	Ramirez,J	CLE
39	Trout,M	LAA
38	Lindor,F	CLE
38	Stanton,G	NYN
37	Cruz,N	SEA
32	Betts,M	BOS
32	Encarnacio,E	CLE

HITS

192	Merrifield,W	KC
188	Martinez,J	BOS
185	Castellano,N	DET
183	Lindor,F	CLE
180	Betts,M	BOS
178	Segura,J	SEA
176	Brantley,M	CLE
170	Andujar,M	NYN
170	Bregman,A	HOU
170	Haniger,M	SEA

TRIPLES

10	Smith,M	TB
10	Sanchez,Y	CWS
9	Kiermaier,K	TB
8	Gordon,D	SEA
7	Hernandez,T	TOR
7	Gardner,B	NYN
7	Span,D	SEA
6	(07) PLAYERS TIED	

ON-BASE PERCENTAGE

.460	Trout,M	LAA
.438	Betts,M	BOS
.402	Martinez,J	BOS
.394	Bregman,A	HOU
.387	Ramirez,J	CLE
.386	Altuve,J	HOU
.377	Choo,S	TEX
.367	Merrifield,W	KC
.367	Smith,M	TB
.366	Hicks,A	NYN

HOME BATTING AVG

.364	Betts,M	BOS
.347	Smith,M	TB
.334	Martinez,J	BOS
.333	Brantley,M	CLE
.325	Duffy,M	TB
.314	Benintendi,A	BOS
.314	Bogaerts,X	BOS
.312	Andujar,M	NYN
.308	Castellano,N	DET
.307	Merrifield,W	KC

NIGHT BATTING AVG

.349	Betts,M	BOS
.341	Martinez,J	BOS
.325	Trout,M	LAA
.314	Merrifield,W	KC
.314	Altuve,J	HOU
.310	Segura,J	SEA
.306	Haniger,M	SEA
.303	Simmons,A	LAA
.303	Duffy,M	TB

RUNS BATTED IN

130	Martinez,J	BOS
123	Davis,K	OAK
107	Encarnacio,E	CLE
105	Ramirez,J	CLE
103	Bregman,A	HOU
103	Bogaerts,X	BOS
100	Stanton,G	NYN
99	Lowrie,J	OAK
97	Cruz,N	SEA
93	Haniger,M	SEA

TOTAL BASES

358	Martinez,J	BOS
343	Lindor,F	CLE
333	Betts,M	BOS
319	Ramirez,J	CLE
316	Bregman,A	HOU
316	Davis,K	OAK
314	Stanton,G	NYN
310	Castellano,N	DET
302	Andujar,M	NYN
296	Trout,M	LAA

STOLEN BASES

45	Merrifield,W	KC
40	Smith,M	TB
34	Ramirez,J	CLE
32	Montesi,A	KC
30	Betts,M	BOS
30	Gordon,D	SEA
26	Anderson,T	CWS
25	Lindor,F	CLE
24	Trout,M	LAA
21	(04) PLAYERS TIED	

SLUGGING PERCENTAGE

.640	Betts,M	BOS
.629	Martinez,J	BOS
.628	Trout,M	LAA
.552	Ramirez,J	CLE
.549	Davis,K	OAK
.532	Bregman,A	HOU
.527	Andujar,M	NYN
.522	Bogaerts,X	BOS
.519	Lindor,F	CLE
.509	Stanton,G	NYN

ROAD BATTING AVG

.349	Altuve,J	HOU
.335	Wendle,J	TB
.331	Betts,M	BOS
.328	Trout,M	LAA
.326	Martinez,J	BOS
.325	Segura,J	SEA
.322	Simmons,A	LAA
.311	Chapman,M	OAK
.307	Haniger,M	SEA
.300	Merrifield,W	KC

VS RIGHT AVG

.339	Betts,M	BOS
.329	Altuve,J	HOU
.329	Martinez,J	BOS
.321	Brantley,M	CLE
.318	Trout,M	LAA
.309	Andujar,M	NYN
.305	Benintendi,A	BOS
.300	Segura,J	SEA
.300	Wendle,J	TB

MULTI-HIT GAMES

59	Martinez,J	BOS
58	Lindor,F	CLE
56	Castellano,N	DET
54	Betts,M	BOS
54	Merrifield,W	KC
53	Benintendi,A	BOS
53	Andujar,M	NYN
52	Segura,J	SEA
51	Brantley,M	CLE
48	(02) PLAYERS TIED	

GRAND SLAMS

3	Bogaerts,X	BOS
2	(15) PLAYERS TIED	

HITTING STREAKS

20	Merrifield,W	KC
09/10	-	09/30
19	Brantley,M	CLE
05/09	-	05/30
19	Andrus,E	TEX
07/15	-	08/08
18	Ramos,W	TB
04/14	-	05/12
17	(03) STREAKS	TIED

EXTRA-BASE HITS

84	Betts,M	BOS
83	Bregman,A	HOU
82	Lindor,F	CLE
82	Martinez,J	BOS
81	Ramirez,J	CLE
77	Davis,K	OAK
76	Andujar,M	NYN
74	Castellano,N	DET
73	Stanton,G	NYN
72	Chapman,M	OAK

RISP BATTING AVG

.407	Mauer,J	MIN
.403	Gurriel,Y	HOU
.388	Bregman,A	HOU
.386	Martinez,J	BOS
.346	Trout,M	LAA
.342	Bogaerts,X	BOS
.338	Benintendi,A	BOS
.325	Betts,M	BOS
.324	Lowrie,J	OAK
.322	Duffy,M	TB

VS LEFT AVG

.381	Castellano,N	DET
.368	Betts,M	BOS
.357	Merrifield,W	KC
.343	Lindor,F	CLE
.337	Smith,M	TB
.336	Martinez,J	BOS
.331	Gurriel,Y	HOU
.316	Stanton,G	NYN
.315	Bregman,A	HOU

CAUGHT STEALING

12	Odor,R	TEX
12	Smith,M	TB
12	Gordon,D	SEA
11	Segura,J	SEA
10	Merrifield,W	KC
10	Lindor,F	CLE
8	Anderson,T	CWS
8	Engel,A	CWS
7	(05) PLAYERS	TIED

GROUNDED INTO DP

22	Gurriel,Y	HOU
21	Healy,R	SEA
21	Piscotty,S	OAK
21	Solarte,Y	TOR
21	Jones,A	BAL
19	Perez,S	KC
19	Martinez,J	BOS
19	Martinez,V	DET
18	Chapman,M	OAK
17	(08) PLAYERSTIED	

HARDEST TO FAN
(PLATE APP PER SO)

13.6	Simmons,A	LAA
10.5	Brantley,M	CLE
10.4	Martinez,V	DET
9.2	Segura,J	SEA
9.1	Gurriel,Y	HOU
8.7	Ramirez,J	CLE
8.3	Kinsler,I	BOS
8.3	Bregman,A	HOU
8.2	Gregorius,D	NYY
7.6	Altuve,J	HOU

GAMES PLAYED

162	Olson,M	OAK
159	Semien,M	OAK
158	Merrifield,W	KC
158	Lindor,F	CLE
158	Stanton,G	NYY
157	Bregman,A	HOU
157	Ramirez,J	CLE
157	Haniger,M	SEA
157	Castellano,N	DET
157	Lowrie,J	OAK

SACRIFICE BUNTS

12	Deshields,D	TEX
9	Gordon,D	SEA
8	Escobar,A	KC
7	Heredia,G	SEA
7	Engel,A	CWS
7	Smith,M	TB
7	Perez,R	CLE
6	Tocci,C	TEX
5	Kiner-Fale,I	TEX
5	Gonzalez,M	HOU

INTENTIONAL WALKS

25	Trout,M	LAA
15	Ramirez,J	CLE
12	Machado,M	BAL
11	Martinez,J	BOS
8	Betts,M	BOS
7	Abreu,J	CWS
7	Lindor,F	CLE
6	Devers,R	BOS
6	Escobar,E	MIN
5	(07) PLAYERS TIED	

RBI RATIO
(AT BATS PER RBI)

4.4	Martinez,J	BOS
4.7	Encarnacio,E	CLE
4.7	Davis,K	OAK
5.0	Bogaerts,X	BOS
5.4	Cruz,N	SEA
5.4	Gallo,J	TEX
5.5	Ramirez,J	CLE
5.8	Bregman,A	HOU
5.9	Gregorius,D	NYY
6.0	Trout,M	LAA

SACRIFICE FLIES

11	Correa,C	HOU
10	Wendle,J	TB
10	Stanton,G	NYY
9	Gregorius,D	NYY
8	Gattis,E	HOU
8	Beltre,A	TEX
7	(09) PLAYERS TIED	

HIT BY PITCH

21	Gomez,C	TB
19	Chirinos,R	TEX
17	Cron,C	TB
14	Cruz,N	SEA
13	Robertson,D	TB
12	Bregman,A	HOU
12	Profar,J	TEX
12	Piscotty,S	OAK
12	Perez,S	KC
12	Davis,K	OAK

HOME RUN RATIO
(AT BATS PER HOME RUN)

12.0	Davis,K	OAK
12.1	Trout,M	LAA
12.5	Gallo,J	TEX
13.2	Martinez,J	BOS
14.0	Cruz,N	SEA
14.8	Ramirez,J	CLE
15.6	Encarnacio,E	CLE
16.2	Stanton,G	NYY
16.3	Betts,M	BOS
16.7	Cron,C	TB

STRIKEOUTS

217	Moncada,Y	CWS
211	Stanton,G	NYY
207	Gallo,J	TEX
192	Davis,C	BAL
176	Upton,J	LAA
175	Davis,K	OAK
165	Davidson,M	CWS
163	Hernandez,T	TOR
163	Olson,M	OAK
160	Candelario,J	DET

AT BATS

661	Lindor,F	CLE
632	Merrifield,W	KC
632	Semien,M	OAK
620	Castellano,N	DET
617	Stanton,G	NYY
600	Sanchez,Y	CWS
596	Haniger,M	SEA
596	Lowrie,J	OAK
594	Bregman,A	HOU
586	Segura,J	SEA

HARDEST TO DOUBLE UP
(AT BATS PER GIDP)

480.0	Hicks,A	NYY
289.0	Ramirez,J	CLE
166.7	Gallo,J	TEX
144.5	Moncada,Y	CWS
139.8	Rosario,E	MIN
134.8	Candelario,J	DET
132.2	Lindor,F	CLE
106.0	Kipnis,J	CLE
104.0	Betts,M	BOS
94.8	Odor,R	TEX

2018 American League Pitching Leaders
EARNED RUN AVERAGE

1.89	Snell,B	TB
2.21	Bauer,T	CLE
2.52	Verlander,J	HOU
2.88	Cole,G	HOU
2.89	Kluber,C	CLE
3.02	Clevinger,M	CLE
3.13	Morton,C	HOU
3.38	Carrasco,C	CLE
3.39	Severino,L	NYY
3.56	Fiers,M	OAK

GAMES STARTED

34	Keuchel,D	HOU
34	Verlander,J	HOU
33	Porcello,R	BOS
33	Kluber,C	CLE
33	Shields,J	CWS
32	(08) PLAYERS	TIED

WINS

21	Snell,B	TB
20	Kluber,C	CLE
19	Severino,L	NYY
19	Porcello,R	BOS
17	Happ,J	NYY
17	Carrasco,C	CLE
16	Yarbrough,R	TB
16	Verlander,J	HOU
16	Price,D	BOS
15	(02) PLAYERS TIED	

COMPLETE GAMES

2	Berrios,J	MIN
2	Paxton,J	SEA
2	Kluber,C	CLE
2	Carrasco,C	CLE
1	(17) PLAYERS	TIED

WINNING STREAKS

9	Snell,B	TB
	08/10 - 09/23	
7	(08) STREAKS TIED	

GAMES

77	Pressly,R	HOU
76	Alvarez,J	LAA
74	Petit,Y	OAK
73	Hildenberg,T	MIN
73	Diaz,E	SEA
73	Kelly,J	BOS
73	Romo,S	TB
73	Clippard,T	TOR
72	Rogers,T	MIN
72	Duke,Z	SEA

SAVES

57	Diaz,E	SEA
42	Kimbrel,C	BOS
38	Treinen,B	OAK
32	Chapman,A	NYY
32	Greene,S	DET
27	Allen,C	CLE
26	Giles,K	TOR
25	Romo,S	TB
25	Rodney,F	OAK
24	Kela,K	TEX

INNINGS PITCHED

215.0	Kluber,C	CLE
214.0	Verlander,J	HOU
204.2	Keuchel,D	HOU
204.2	Shields,J	CWS
200.1	Cole,G	HOU
200.0	Clevinger,M	CLE
196.2	Gibson,K	MIN
192.1	Berrios,J	MIN
192.0	Carrasco,C	CLE
191.1	(02) PLAYERS TIED	

STRIKEOUTS

290	Verlander,J	HOU
276	Cole,G	HOU
237	Sale,C	BOS
231	Carrasco,C	CLE
222	Kluber,C	CLE
221	Snell,B	TB
221	Bauer,T	CLE
220	Severino,L	NY
208	Paxton,J	SEA
207	Clevinger,M	CLE

HOME ERA

1.27	Snell,B	TB
1.84	Bauer,T	CLE
2.14	Kluber,C	CLE
2.74	Severino,L	NY
2.81	Fiers,M	OAK
2.84	Verlander,J	HOU
2.98	Price,D	BOS
2.99	Cole,G	HOU
3.03	Berrios,J	MIN
3.14	Clevinger,M	CLE

HITS ALLOWED

211	Keuchel,D	HOU
207	Leake,M	SEA
190	Shields,J	CWS
188	Bundy,D	BAL
182	Junis,J	KC
179	Kluber,C	CLE
177	Gibson,K	MIN
177	Porcello,R	BOS
177	Cashner,A	BAL
173	(02) PLAYERS	TIED

WILD PITCHES

15	Richards,G	LAA
14	McCullers,L	HOU
14	Duffy,D	KC
13	Giolito,L	CWS
13	Snell,B	TB
12	Bauer,T	CLE
11	Hernandez,F	SEA
11	Shields,J	CWS
10	Colome,A	SEA
9	(12) PLAYERS	TIED

BALKS

3	Lopez,R	CWS
3	Castro,M	BAL
2	Kela,K	TEX
2	Boyd,M	DET
2	Gaviglio,S	TOR
2	Santiago,C	CWS
2	Verlander,J	HOU
2	Hamels,C	TEX
2	Gomez,C	TB
1	(45) PLAYERS	TIED

GAMES FINISHED

65	Diaz,E	SEA
58	Treinen,B	OAK
58	Greene,S	DET
57	Kimbrel,C	BOS
45	Allen,C	CLE
43	Chapman,A	NY
42	Giles,K	TOR
41	Parker,B	LAA
40	Rodney,F	OAK
39	Romo,S	TB

WINNING PERCENTAGE

.833	Morton,C	HOU (15-3)
.808	Snell,B	TB (21-5)
.750	Cole,G	HOU (15-5)
.750	Sale,C	BOS (12-4)
.741	Kluber,C	CLE (20-7)
.739	Happ,J	NY (17-6)
.727	Yarbrough,R	TB (16-6)
.722	Rodriguez,E	BOS (13-5)
.708	Porcello,R	BOS (17-7)
.704	Severino,L	NY (19-8)

ROAD ERA

2.11	Sale,C	BOS
2.14	Verlander,J	HOU
2.45	Snell,B	TB
2.53	Bauer,T	CLE
2.77	Cole,G	HOU
2.87	Clevinger,M	CLE
2.96	Carrasco,C	CLE
3.47	Tanaka,M	NY
3.57	Gibson,K	MIN
3.59	Keuchel,D	HOU

LOSSES

16	Bundy,D	BAL
16	Shields,J	CWS
15	Cobb,A	BAL
15	Cashner,A	BAL
14	Covey,D	CWS
14	Estrada,M	TOR
14	Hernandez,F	SEA
14	Hammel,J	KC
13	(03) PLAYERS	TIED

HIT BATSMEN

16	Porcello,R	BOS
16	Morton,C	HOU
15	Junis,J	KC
15	Giolito,L	CWS
14	Sale,C	BOS
13	Berrios,J	MIN
12	Rodon,C	CWS
12	Hamels,C	TEX
12	Hernandez,F	SEA
11	(02) PLAYERS	TIED

WALKS

90	Giolito,L	CWS
79	Gibson,K	MIN
78	Shields,J	CWS
76	Lynn,L	NY
75	Lopez,R	CWS
73	Liriano,F	DET
70	Odorizzi,J	MIN
70	Duffy,D	KC
67	Clevinger,M	CLE
65	Cashner,A	BAL

SHUTOUTS

1	(11) PLAYERS	TIED
---	--------------	------

DAY ERA

1.64	Sale,C	BOS
1.93	Kluber,C	CLE
2.04	Clevinger,M	CLE
2.07	Bundy,D	BAL
2.17	Snell,B	TB
2.49	Keller,B	KC
2.76	Severino,L	NY
2.91	Price,D	BOS
3.04	Verlander,J	HOU
3.30	Odorizzi,J	MIN

HOME RUNS ALLOWED

41	Bundy,D	BAL
34	Shields,J	CWS
32	Junis,J	KC
32	Fiers,M	OAK
32	Colon,B	TEX
29	Estrada,M	TOR
28	Zimmermann,J	DET
28	Verlander,J	HOU
27	(06) PLAYERS	TIED

EARNED RUNS

118	Giolito,L	CWS
104	Bundy,D	BAL
103	Shields,J	CWS
96	Hernandez,F	SEA
94	Colon,B	TEX
91	Porcello,R	BOS
90	Leake,M	SEA
90	Cashner,A	BAL
90	Estrada,M	TOR
86	Junis,J	KC

RUNS ALLOWED

123	Giolito,L	CWS
116	Bundy,D	BAL
115	Shields,J	CWS
107	Hernandez,F	SEA
98	Leake,M	SEA
97	Porcello,R	BOS
97	Cashner,A	BAL
97	Colon,B	TEX
94	Junis,J	KC
93	Cobb,A	BAL

OPP AVERAGE AGAINST

.178	Snell,B	TB
.198	Cole,G	HOU
.200	Verlander,J	HOU
.208	Bauer,T	CLE
.213	Morton,C	HOU
.222	Berrios,J	MIN
.223	Clevinger,M	CLE
.223	Kluber,C	CLE
.225	Happ,J	NY
.228	Boyd,M	DET

NIGHT ERA

1.72	Snell,B	TB
2.22	Bauer,T	CLE
2.28	Verlander,J	HOU
2.84	Morton,C	HOU
2.88	Cole,G	HOU
2.90	Carrasco,C	CLE
3.02	LeBlanc,W	SEA
3.25	Berrios,J	MIN
3.47	Paxton,J	SEA
3.50	Kluber,C	CLE

FEWEST WALKS PER 9 INN

1.4	Kluber,C	CLE
1.6	Verlander,J	HOU
1.6	Leake,M	SEA
1.7	Gonzales,M	SEA
1.9	Fiers,M	OAK
2.0	Carrasco,C	CLE
2.2	Severino,L	NY
2.2	Junis,J	KC
2.2	LeBlanc,W	SEA
2.3	Heaney,A	LAA

STRIKEOUTS PER 9 INN

12.4	Cole,G	HOU
12.2	Verlander,J	HOU
11.3	Bauer,T	CLE
11.0	Snell,B	TB
10.8	Morton,C	HOU
10.8	Carrasco,C	CLE
10.3	Severino,L	NY
9.8	Happ,J	NY
9.6	Bundy,D	BAL
9.5	Berrios,J	MIN

OPP AVERAGE AGAINST

.178	Snell,B	TB
.198	Cole,G	HOU
.200	Verlander,J	HOU
.208	Bauer,T	CLE
.213	Morton,C	HOU
.222	Berrios,J	MIN
.223	Clevinger,M	CLE
.223	Kluber,C	CLE
.225	Happ,J	NY
.228	Boyd,M	DET

2018 American League Rookie Batting Leaders
BATTING AVERAGE

.300	Wendle,J	TB
.297	Andujar,M	NYN
.285	Ohtani,S	LAA
.278	Adames,W	TB
.275	Fletcher,D	LAA
.271	Torres,G	NYN
.269	Cave,J	MIN
.268	Garver,M	MIN
.261	Kiner-Fale,I	TEX
.258	Nunez,R	BAL

RUNS

83	Andujar,M	NYN
62	Wendle,J	TB
59	Ohtani,S	LAA
56	Palka,D	CWS
55	Goodrum,N	DET
54	Torres,G	NYN
54	Cave,J	MIN
48	Bauers,J	TB
46	Guzman,R	TEX
43	(02) PLAYERS	TIED

DOUBLES

47	Andujar,M	NYN
33	Wendle,J	TB
29	Goodrum,N	DET
22	Bauers,J	TB
21	Ohtani,S	LAA
19	Garver,M	MIN
19	Dozier,H	KC
18	Fletcher,D	LAA
18	Kiner-Fale,I	TEX
18	Guzman,R	TEX

WALKS

54	Bauers,J	TB
42	Torres,G	NYN
42	Goodrum,N	DET
37	Ohtani,S	LAA
37	Wendle,J	TB
33	Guzman,R	TEX
31	Adames,W	TB
30	Palka,D	CWS
29	Garver,M	MIN
28	Kiner-Fale,I	TEX

OUTFIELD ASSISTS

9	Laureano,R	OAK
5	Cave,J	MIN
4	Reyes,V	DET
4	LaMarre,R	CWS
4	Field,J	MIN
3	Phillips,B	KC
3	Palka,D	CWS
2	(06) PLAYERS	TIED

HOME RUNS

27	Andujar,M	NYN
27	Palka,D	CWS
24	Torres,G	NYN
22	Ohtani,S	LAA
17	Austin,T	MIN
16	Guzman,R	TEX
16	Goodrum,N	DET
13	Cave,J	MIN
12	O'Hearn,R	KC
11	(03) PLAYERS	TIED

HITS

170	Andujar,M	NYN
146	Wendle,J	TB
117	Torres,G	NYN
109	Goodrum,N	DET
100	Palka,D	CWS
93	Ohtani,S	LAA
93	Kiner-Fale,I	TEX
91	Guzman,R	TEX
83	Dozier,H	KC
81	Garver,M	MIN

TRIPLES

6	Wendle,J	TB
4	Dozier,H	KC
3	Allen,G	CLE
3	Reyes,V	DET
3	Palka,D	CWS
3	Herrera,R	KC
3	Goodrum,N	DET
3	Martini,N	OAK
2	(13) PLAYERS	TIED

ON-BASE PERCENTAGE

.361	Ohtani,S	LAA
.354	Wendle,J	TB
.348	Adames,W	TB
.340	Torres,G	NYN
.335	Garver,M	MIN
.328	Andujar,M	NYN
.325	Kiner-Fale,I	TEX
.322	Nunez,R	BAL
.316	Bauers,J	TB
.316	Stassi,M	HOU

RUNS BATTED IN

92	Andujar,M	NYN
77	Torres,G	NYN
67	Palka,D	CWS
61	Ohtani,S	LAA
61	Wendle,J	TB
58	Guzman,R	TEX
53	Goodrum,N	DET
48	Bauers,J	TB
47	Austin,T	MIN
45	(02) PLAYERS	TIED

TOTAL BASES

302	Andujar,M	NYN
212	Wendle,J	TB
207	Torres,G	NYN
202	Palka,D	CWS
192	Goodrum,N	DET
184	Ohtani,S	LAA
161	Guzman,R	TEX
143	Dozier,H	KC
136	Cave,J	MIN
127	Kiner-Fale,I	TEX

STOLEN BASES

21	Allen,G	CLE
16	Wendle,J	TB
12	Goodrum,N	DET
10	Ohtani,S	LAA
9	Reyes,V	DET
7	Laureano,R	OAK
7	Kiner-Fale,I	TEX
6	(04) PLAYERS	TIED

SLUGGING PERCENTAGE

.564	Ohtani,S	LAA
.527	Andujar,M	NYN
.484	Palka,D	CWS
.481	Cave,J	MIN
.480	Torres,G	NYN
.480	Austin,T	MIN
.435	Wendle,J	TB
.432	Goodrum,N	DET
.419	Nunez,R	BAL
.416	Guzman,R	TEX

MULTI-HIT GAMES

53	Andujar,M	NYN
39	Wendle,J	TB
32	Torres,G	NYN
25	Palka,D	CWS
23	Ohtani,S	LAA
23	Guzman,R	TEX
22	Adames,W	TB
22	Goodrum,N	DET
21	Fletcher,D	LAA
19	Dozier,H	KC

GRAND SLAMS

2	Andujar,M	NYN
1	Guzman,R	TEX
1	Vogelbach,D	SEA
1	Cave,J	MIN

HITTING STREAKS

14	Allen,G	CLE
		07/15 - 08/21
12	Gurriel,L	TOR
		07/11 - 08/24
11	Wendle,J	TB
		06/28 - 07/11
9	(03) STREAKS	TIED

EXTRA-BASE HITS

76	Andujar,M	NYN
48	Goodrum,N	DET
46	Wendle,J	TB
45	Ohtani,S	LAA
45	Palka,D	CWS
41	Torres,G	NYN
36	Guzman,R	TEX
35	Bauers,J	TB
34	Dozier,H	KC
32	Cave,J	MIN

TM

2018 American League Rookie Pitching Leaders

EARNED RUN AVERAGE

3.08	Keller,B	KC
3.18	Velazquez,H	BOS
3.41	Barria,J	LAA
3.51	Chirinos,Y	TB
3.87	Borucki,R	TOR
3.91	Yarbrough,R	TB
4.17	Johnson,B	BOS
4.26	Fillmyer,H	KC
4.55	Bieber,S	CLE
4.88	Hess,D	BAL

GAMES STARTED

29	Stanek,R	TB
26	Barria,J	LAA
20	Keller,B	KC
19	Bieber,S	CLE
19	Hess,D	BAL
17	Borucki,R	TOR
14	German,D	NY Y
13	Fillmyer,H	KC
13	Skoglund,E	KC
13	Johnson,B	BOS

STRIKEOUTS

128	Yarbrough,R	TB
118	Bieber,S	CLE
102	German,D	NY Y
98	Barria,J	LAA
96	Keller,B	KC
87	Johnson,B	BOS
82	Trivino,L	OAK
81	Stanek,R	TB
77	Smith,B	KC
76	Scott,T	BAL
66	(02) PLAYERS TIED	

WINS

16	Yarbrough,R	TB
11	Bieber,S	CLE
10	Barria,J	LAA
9	Keller,B	KC
8	Trivino,L	OAK
7	Velazquez,H	BOS
5	Beeks,J	TB
5	Chirinos,Y	TB
5	Jurado,A	TEX
4	(09) PLAYERS TIED	

COMPLETE GAMES

1	Keller,B	KC
---	----------	----

WINNING PERCENTAGE

.727	Yarbrough,R	TB (16-6)
.688	Bieber,S	CLE (11-5)
.600	Keller,B	KC (9-6)
.526	Barria,J	LAA (10-9)

WINNING STREAKS

7	Velazquez,H	BOS
04/01 - 07/30		
7	Yarbrough,R	TB
07/26 - 09/19		
5	Beeks,J	TB
08/02 - 09/21		
5	Trivino,L	OAK
06/19 - 07/25		
4	(04) STREAKS TIED	

GAMES

70	Hill,T	KC
69	Trivino,L	OAK
59	Fry,J	CWS
59	Stanek,R	TB
57	Anderson,J	LAA
53	Scott,T	BAL
47	Velazquez,H	BOS
43	Castillo,D	TB
41	Keller,B	KC
40	Magill,M	MIN

SHUTOUTS



SAVES

4	Buttrey,T	LAA
4	Trivino,L	OAK
4	Anderson,J	LAA
4	Fry,J	CWS
2	Hill,T	KC
2	Fry,P	BAL
2	Kolarek,A	TB
1	(04) PLAYERS TIED	

INNINGS PITCHED


147.1	Yarbrough,R	TB
140.1	Keller,B	KC
129.1	Barria,J	LAA
114.2	Bieber,S	CLE
103.1	Hess,D	BAL
99.1	Johnson,B	BOS
97.2	Borucki,R	TOR
89.2	Chirinos,Y	TB
85.2	German,D	NY Y
85.0	Velazquez,H	BOS

OPP AVERAGE AGAINST

.242	German,D	NY Y
.242	Barria,J	LAA
.246	Yarbrough,R	TB
.252	Keller,B	KC
.254	Chirinos,Y	TB
.255	Fillmyer,H	KC
.256	Borucki,R	TOR
.262	Hess,D	BAL
.263	Johnson,B	BOS
.285	Bieber,S	CLE

2019 NOTES





OPPONENTS

Brian Snitker of the Atlanta Braves was named 2018 National League Manager of the Year after receiving 17 of 30 votes from the Baseball Writers' Association of America. The Braves went 90-72 during the regular season and won their first NL East Division championship since 2013 by finishing 8.0 games ahead of the second-place Washington Nationals.

**REDS vs NATIONAL LEAGUE OPPONENTS, ALL-TIME**

YR	ARI	ATL	CHC	COL	MIA	HOU	LA	MIL	WSH	NY	PHI	PIT	StL	SD	SF
1890	---	8-11	8-12	---	---	---	7-9	---	---	---	11-9	16-4	---	---	14-6
1891	---	9-11	6-14	---	---	---	10-9	---	---	---	9-11	10-10	---	---	5-13
1892	---	5-8	7-6	---	---	---	8-6	---	---	---	5-9	5-9	12-2	---	8-6
1893	---	6-6	7-5	---	---	---	8-4	---	---	---	1-9	3-9	7-5	---	6-6
1894	---	4-8	6-6	---	---	---	6-6	---	---	---	3-8	5-7	7-5	---	5-7
1895	---	7-5	7-5	---	---	---	7-5	---	---	---	4-8	4-8	9-3	---	4-8
1896	---	6-5	6-4	---	---	---	10-2	---	---	---	8-4	5-7	12-0	---	6-6
1897	---	3-9	7-5	---	---	---	5-7	---	---	---	8-4	5-7	11-1	---	7-5
1898	---	4-9	8-6	---	---	---	11-3	---	---	---	7-7	12-2	12-2	---	6-8
1899	---	4-10	6-8	---	---	---	6-7	---	---	---	4-10	10-3	5-8	---	9-5
1900	---	7-13	11-9	---	---	---	4-15	---	---	---	9-11	12-8	12-8	---	7-13
1901	---	8-11	10-10	---	---	---	6-14	---	---	---	4-16	7-13	9-11	---	8-12
1902	---	9-11	8-12	---	---	---	8-12	---	---	---	13-7	5-15	13-7	---	14-6
1903	---	13-7	11-9	---	---	---	10-10	---	---	---	12-8	4-16	12-7	---	12-8
1904	---	15-7	8-13	---	---	---	14-8	---	---	---	16-6	11-11	14-8	---	10-12
1905	---	14-8	10-12	---	---	---	18-4	---	---	---	13-9	9-13	10-12	---	5-16
1906	---	10-11	4-18	---	---	---	14-8	---	---	---	11-11	8-14	12-9	---	5-16
1907	---	13-9	5-17	---	---	---	7-15	---	---	---	8-13	10-12	14-8	---	9-13
1908	---	14-8	6-16	---	---	---	16-6	---	---	---	10-12	8-14	11-11	---	8-14
1909	---	17-5	6-16	---	---	---	17-5	---	---	---	9-12	7-15	12-10	---	9-13
1910	---	14-8	6-16	---	---	---	15-7	---	---	---	10-12	10-12	12-10	---	8-14
1911	---	17-4	8-14	---	---	---	11-11	---	---	---	10-12	10-12	6-16	---	8-14
1912	---	11-11	10-11	---	---	---	16-6	---	---	---	8-14	11-11	13-9	---	6-16
1913	---	14-8	9-13	---	---	---	13-9	---	---	---	5-17	8-13	10-12	---	5-17
1914	---	8-14	5-17	---	---	---	11-11	---	---	---	9-13	8-14	10-12	---	9-13
1915	---	7-15	9-13	---	---	---	11-11	---	---	---	9-13	12-10	14-8	---	9-13
1916	---	9-13	13-9	---	---	---	7-15	---	---	---	5-17	13-9	8-14	---	5-16
1917	---	12-10	14-8	---	---	---	12-10	---	---	---	8-14	12-10	9-13	---	11-11
1918	---	8-10	7-10	---	---	---	12-6	---	---	---	12-7	4-12	13-8	---	12-7
1919	---	16-4	12-8	---	---	---	13-7	---	---	---	15-5	14-6	14-6	---	12-8
1920	---	12-9	13-9	---	---	---	12-10	---	---	---	14-8	12-10	13-9	---	6-16
1921	---	9-13	9-13	---	---	---	11-10	---	---	---	13-9	8-14	12-10	---	8-14
1922	---	17-5	11-11	---	---	---	14-8	---	---	---	15-7	11-11	8-14	---	10-12
1923	---	15-7	13-9	---	---	---	14-8	---	---	---	19-3	8-14	10-12	---	12-10
1924	---	10-12	13-9	---	---	---	10-12	---	---	---	16-5	12-10	13-9	---	9-13
1925	---	13-9	12-10	---	---	---	10-12	---	---	---	16-6	8-13	12-10	---	9-13
1926	---	10-12	9-13	---	---	---	18-4	---	---	---	16-6	13-9	14-8	---	7-15
1927	---	18-4	8-14	---	---	---	10-11	---	---	---	16-6	8-14	8-14	---	7-15
1928	---	12-10	9-13	---	---	---	12-10	---	---	---	13-7	12-10	12-10	---	8-14
1929	---	14-8	8-14	---	---	---	11-11	---	---	---	11-11	9-13	3-19	---	10-12
1930	---	9-13	11-11	---	---	---	9-13	---	---	---	12-10	8-14	3-19	---	7-15
1931	---	14-8	8-14	---	---	---	12-10	---	---	---	9-13	6-16	2-20	---	7-15
1932	---	13-9	10-12	---	---	---	7-15	---	---	---	9-13	8-14	6-16	---	7-15

YR	ARI	ATL	CHC	COL	MIA	HOU	LA	MIL	WSH	NY	PHI	PIT	STL	SD	SF
1933	--	10-12	11-11	--	--	--	12-10	--	--	--	7-14	7-15	7-15	--	4-17
1934	--	7-15	8-14	--	--	--	9-13	--	--	--	9-10	7-15	6-16	--	6-16
1935	--	12-10	8-14	--	--	--	11-11	--	--	--	13-9	8-13	8-14	--	8-14
1936	--	9-13	12-10	--	--	--	13-9	--	--	--	13-9	8-14	10-12	--	9-13
1937	--	11-11	8-14	--	--	--	10-12	--	--	--	11-11	1-21	7-15	--	8-14
1938	--	9-11	11-11	--	--	--	13-9	--	--	--	14-7	10-12	13-9	--	12-9
1939	--	16-6	12-10	--	--	--	12-10	--	--	--	19-3	16-6	11-11	--	11-11
1940	--	12-9	16-6	--	--	--	14-8	--	--	--	15-7	16-6	12-10	--	15-7
1941	--	13-9	14-8	--	--	--	8-14	--	--	--	16-6	12-10	10-12	--	15-7
1942	--	16-5	9-13	--	--	--	7-15	--	--	--	16-6	12-9	7-15	--	9-13
1943	--	11-11	13-9	--	--	--	9-13	--	--	--	19-3	9-13	10-12	--	16-6
1944	--	14-8	13-9	--	--	--	14-8	--	--	--	13-9	12-10	8-14	--	15-7
1945	--	12-10	1-21	--	--	--	11-11	--	--	--	12-10	10-12	9-13	--	6-16
1946	--	7-15	9-13	--	--	--	8-14	--	--	--	8-14	13-9	8-14	--	14-8
1947	--	9-13	10-12	--	--	--	7-15	--	--	--	13-9	13-9	8-14	--	13-9
1948	--	8-13	12-10	--	--	--	4-18	--	--	--	11-11	9-13	10-12	--	10-12
1949	--	10-12	13-9	--	--	--	5-17	--	--	--	13-9	9-13	5-17	--	7-15
1950	--	5-17	17-4	--	--	--	10-12	--	--	--	4-18	12-10	7-15	--	11-11
1951	--	12-10	12-10	--	--	--	8-14	--	--	--	11-11	12-10	8-14	--	5-17
1952	--	13-9	9-13	--	--	--	5-17	--	--	--	10-12	16-6	10-12	--	6-16
1953	--	8-14	10-12	--	--	--	7-15	--	--	--	12-10	15-7	7-15	--	9-13
1954	--	10-12	14-8	--	--	--	6-16	--	--	--	14-8	15-7	8-14	--	7-15
1955	--	9-13	11-11	--	--	--	10-12	--	--	--	11-11	14-8	11-11	--	9-13
1956	--	9-13	16-6	--	--	--	11-11	--	--	--	11-11	17-5	13-9	--	14-8
1957	--	4-18	15-7	--	--	--	10-12	--	--	--	16-6	14-8	9-13	--	12-10
1958	--	5-17	12-10	--	--	--	11-11	--	--	--	15-7	10-12	12-10	--	11-11
1959	--	11-11	13-9	--	--	--	13-9	--	--	--	9-13	9-13	11-11	--	8-14
1960	--	9-13	12-10	--	--	--	12-10	--	--	--	9-13	6-16	8-14	--	11-11
1961	--	15-7	10-12	--	--	--	12-10	--	--	--	19-3	11-11	14-8	--	12-10
1962	--	13-5	14-4	--	--	13-5	9-9	--	--	13-5	8-10	13-5	8-10	--	7-11
1963	--	10-8	9-9	--	--	11-7	8-10	--	--	10-8	8-10	11-7	11-7	--	8-10
1964	--	9-9	12-6	--	--	12-6	14-4	--	--	11-7	9-9	8-10	10-8	--	7-11
1965	--	12-6	11-7	--	--	12-6	6-12	--	--	11-7	13-5	8-10	10-8	--	6-12
1966	--	8-10	12-6	--	--	4-14	6-12	--	--	10-7	10-8	8-10	11-7	--	7-10
1967	--	13-5	6-12	--	--	15-3	8-10	--	--	12-6	10-8	10-8	5-13	--	8-10
1968	--	8-10	11-7	--	--	9-9	9-9	--	--	10-8	11-7	10-8	7-11	--	8-10
1969	--	6-12	6-6	--	--	9-9	10-8	--	8-4	6-6	10-2	5-7	8-4	11-7	10-8
1970	--	13-5	5-7	--	--	15-3	13-5	--	7-5	8-4	7-5	8-4	9-3	8-10	9-9
1971	--	9-9	6-6	--	--	5-13	7-11	--	7-5	8-4	5-7	5-7	8-4	10-8	9-9
1972	--	9-9	4-8	--	--	11-6	9-5	--	8-4	8-4	10-2	8-4	10-2	8-10	10-5
1973	--	13-5	4-8	--	--	11-7	11-7	--	8-4	8-4	8-4	7-5	6-6	13-5	10-8
1974	--	11-7	7-5	--	--	14-4	6-12	--	6-6	9-3	8-4	8-4	6-6	12-6	11-7
1975	--	15-3	11-1	--	--	13-5	8-10	--	8-4	8-4	7-5	6-6	8-4	11-7	13-5
1976	--	12-6	9-3	--	--	12-6	13-5	--	9-3	6-6	5-7	8-4	6-6	13-5	9-9
1977	--	14-4	5-7	--	--	5-13	10-8	--	7-5	10-2	8-4	3-9	5-7	11-7	10-8



OPPONENTS

YR	ARI	ATL	CHC	COL	MIA	HOU	LA	MIL	WSH	NY	PHI	PIT	StL	SD	SF
1978	--	12-6	5-7	--	--	11-7	9-9	--	8-4	7-5	7-5	4-7	8-4	9-9	12-6
1979	--	12-6	5-7	--	--	8-10	11-7	--	6-6	8-4	8-4	8-4	8-4	10-7	6-12
1980	--	16-2	5-7	--	--	8-10	9-9	--	3-9	8-4	7-5	6-6	5-7	15-3	7-11
1981	--	5-6	5-1	--	--	8-4	8-8	--	5-4	7-3	5-2	4-2	0-5	10-2	9-5
1982	--	4-14	6-6	--	--	7-11	7-11	--	4-8	7-5	5-7	4-8	5-7	6-12	6-12
1983	--	6-12	8-4	--	--	5-13	7-11	--	4-8	7-5	6-6	6-6	6-6	9-9	10-8
1984	--	5-13	5-7	--	--	8-10	7-11	--	7-5	3-9	5-7	7-5	4-8	7-11	12-6
1985	--	11-7	6-5	--	--	11-7	7-11	--	8-4	4-8	7-5	9-3	5-7	9-9	12-6
1986	--	12-6	7-5	--	--	4-14	10-8	--	7-5	4-8	7-5	10-2	7-5	9-9	9-9
1987	--	10-8	6-6	--	--	13-5	10-8	--	6-6	7-5	5-7	4-8	4-8	12-6	7-11
1988	--	13-5	6-6	--	--	9-9	7-11	--	5-7	4-7	9-3	7-5	6-6	10-8	11-7
1989	--	10-8	5-7	--	--	8-10	8-10	--	4-8	4-8	4-8	7-5	8-4	9-9	8-10
1990	--	10-8	8-4	--	--	11-7	9-9	--	9-3	6-6	7-5	6-6	9-3	9-9	7-11
1991	--	7-11	8-4	--	--	9-9	6-12	--	6-6	5-7	9-3	2-10	4-8	8-10	10-8
1992	--	9-9	7-5	--	--	10-8	11-7	--	5-7	7-5	7-5	6-6	7-5	11-7	10-8
1993	--	3-10	5-7	9-4	7-5	6-7	5-8	--	4-8	6-6	4-8	8-4	5-7	9-4	2-11
1994	--	5-5	7-5	4-4	7-5	4-6	3-6	--	4-2	2-4	4-2	9-3	2-2	8-2	7-2
1995	--	5-8	7-3	5-7	6-6	12-1	4-3	--	8-4	7-5	9-3	8-5	8-5	3-6	3-3
1996	--	5-7	8-5	7-6	3-9	7-6	4-8	--	3-9	6-6	10-2	5-8	5-8	9-3	9-4
1997	--	2-9	5-7	5-6	5-6	5-7	6-5	<u>*3-0</u>	6-5	2-9	8-3	8-4	6-6	5-6	4-7
1998	5-4	2-7	5-6	4-5	9-0	3-8	5-4	6-5	8-1	3-6	4-5	5-7	8-3	1-11	2-7
1999	8-1	1-8	8-5	7-2	6-1	9-4	4-3	6-6	4-3	5-5	6-3	7-6	8-4	6-3	4-5
2000	5-2	5-2	8-4	6-3	3-6	7-5	4-5	5-8	6-3	5-4	3-4	7-6	7-6	4-5	3-6
2001	1-5	2-4	4-13	3-6	4-2	6-11	4-2	6-10	4-2	4-2	2-4	9-8	7-10	2-4	4-2
2002	0-6	2-4	12-5	3-3	5-1	6-11	4-2	13-6	1-5	2-4	2-4	11-7	8-11	5-1	2-4
2003	2-7	3-3	7-10	4-2	2-4	5-12	2-4	8-10	2-4	2-4	5-4	5-11	9-7	3-3	3-3
2004	3-3	4-2	8-9	3-3	4-2	6-11	4-2	10-8	4-2	3-3	3-3	9-10	5-14	2-4	3-3
2005	4-2	3-7	9-6	3-3	2-4	4-12	3-4	6-10	5-1	3-3	3-4	9-7	5-11	4-2	3-5
2006	2-4	3-4	9-10	5-1	4-2	10-5	0-6	9-10	5-1	3-4	2-4	9-7	9-6	2-4	2-5
2007	4-2	6-1	9-9	2-4	4-3	4-11	2-4	8-7	1-6	2-5	2-4	9-7	6-9	2-4	4-3
2008	4-2	3-3	7-8	1-5	6-2	3-12	1-7	10-8	4-3	3-4	3-5	6-9	5-10	4-3	5-1
2009	5-1	6-3	5-10	0-7	3-3	12-4	1-5	8-7	3-4	2-4	2-5	13-5	8-8	1-6	3-3
2010	5-2	2-3	12-4	2-5	5-2	10-5	5-4	11-3	4-3	4-2	2-5	10-6	6-12	2-4	3-4
2011	2-4	3-3	11-7	3-4	3-3	9-6	4-2	8-8	4-2	2-5	1-7	5-10	9-6	4-2	5-2
2012	5-2	5-1	12-4	5-1	3-3	<u>10-5</u>	2-4	9-6	2-5	6-2	3-4	11-7	7-8	6-2	4-3
2013	4-3	3-4	14-5	2-4	6-1	<u>*3-0</u>	4-3	10-9	3-4	4-2	4-2	8-11	8-11	3-3	6-1
2014	4-3	2-5	11-8	3-4	4-3	--	3-4	10-9	3-3	2-4	3-3	12-7	7-12	1-5	5-2
2015	1-6	4-3	6-13	2-4	3-4	--	1-6	9-10	5-1	0-7	4-2	11-8	7-12	2-4	2-5
2016	3-3	4-3	4-15	5-2	3-4	<u>*1-2</u>	2-5	11-8	3-4	0-6	4-2	9-10	9-10	3-4	3-3
2017	3-3	3-3	7-12	3-4	2-5	--	0-6	8-11	1-6	3-4	4-2	13-6	9-10	3-4	4-3
2018	3-3	4-3	8-11	2-4	2-5	--	6-1	6-13	1-6	3-3	3-4	5-14	7-12	3-4	<u>4-2</u>
Wins	73	1161	1137	98	111	443	1101	180	253	320	1133	1141	1080	337	1019
Losses	68	1074	1164	103	91	401	1130	172	227	287	954	1165	1179	288	1215

* Total record reflects games vs Hou & Mil when those teams were in the American League



2018: 82-80
3RD, NL WEST

Sweep Information

Last Sweep by Reds

	<u>at Cin</u>	<u>at Ari</u>
2-Game:	None	None
3-Game:	7/6-8/07	8/27-29/12
4-Game:	None	None
DH:	None	None

Last Sweep by Diamondbacks

	<u>at Cin</u>	<u>at Ari</u>
2-Game:	None	None
3-Game:	8/13-15/02	6/20-22/03
4-Game:	8/20-23/15	None
DH:	None	None

Series Highs

Runs Scored by Cin (Game)

17 (8/19/2005, 17-3 at Cin)

Runs Scored by Ari (Game)

13 (4/8/2011, 13-2 at Ari)

Longest Game

15 Inn. (7/28/2014 at Cin, 21 loss)

Win Streak by Cin (Season)

6g (6/21-7/1, 1999)

Win Streak by Ari (Season)

6g (8/13-8/22, 2002)

REGULAR SEASON RECORD VS DIAMONDBACKS

All-Time Since 1998:..... 73-68
 At Cinergy Field:..... 9-12
 At Great American Ball Park: 26-26
 At Bank One/Chase Field: 38-30
 In 2018: 3-3
 At Great American Ball Park: 2-1
 At Chase Field: 1-2



MANAGER

Torey Lovullo
 3rd season at Ari (175-149)
 3rd in MLB (175-149)

2019 SCHEDULE

Fri, 9/6 at Cin 7:10
 Sat, 9/7 at Cin 4:10
 Sun, 9/8 at Cin 1:10
 Fri, 9/13 at Ari 9:40
 Sat, 9/14 at Ari 8:10
 Sun, 9/15 at Ari 4:10

All times eastern

2018 REGULAR SEASON RESULTS

5/28 at Ari L, 5-12 Koch / Bailey
 5/29 at Ari L, 2-5 Godley / Castillo / Boxberger
 5/30 at Ari W, 7-4 Romano / Corbin / Iglesias
 8/10 vs Ari W, 3-0 ... DeSclafani / Buchholz / Iglesias
 8/11 vs Ari W, 6-3 Garrett / Bradley / Iglesias
 8/12 vs Ari L, 2-9 Godley / Castillo

Complete games in **BOLD CAPS**

REDS VS DIAMONDBACKS SINCE 1998

1998..... 5-4	2002..... 0-6	2006..... 2-4	2010 5-2	2013 4-3	2016..... 3-3
1999 8-1	2003 2-7	2007 4-2	2011..... 2-4	2014..... 4-3	2017..... 3-3
2000..... 5-2	2004..... 3-3	2008..... 4-2	2012..... 5-2	2015..... 1-6	2018..... 3-3
2001 1-5	2005..... 4-2	2009..... 5-1			


2018: 90-72
1ST, NL EAST

Lost to LA in NLDS, 3-1

Sweep Information
Last Sweep by Reds

	at Cin	at Atl
2-Game:	9/28-29/87	4/15-16/86
3-Game:	5/30-6/1/08	9/4-6/09
4-Game:	5/21-24/12	9/18-21/75
DH:	6/20/86	9/9/73

Last Sweep by Braves

	at Cin	at Atl
2-Game:	7/18-19/01	5/19-20/10
3-Game:	9/15-17/95	4/25-27/14
4-Game:	5/31-6/3/84 (5g)	#6/18-20/48
DH:	6/12/90	6/21/89

Includes doubleheader

Series Highs
Runs Scored by Cin (Game)

26 (6/4/1911, 26-3 at Cin)

Runs Scored by Atl (Game)

17 (5/1/1985, 17-9 at Cin)

Longest Game

17 Inn. (7/28/1989 at Atl)

Win Streak by Cin (Season)

11g (6/18-9/28, 1975)

Win Streak by Atl (Season)

10g (4/6-7/2, 1983)

REGULAR SEASON RECORD VS BRAVES *

Record Since 1900:	1,105-992
At League Park II:	8-11
At Palace of the Fans:	77-29
At Crosley Field:	335-294
At Riverfront/Cinergy Field:	129-119
At Great American Ball Park:	35-24
At South End Grounds:	81-80
At Braves Field:	202-201
At Milwaukee County Stadium:	63-72
At Fulton County Stadium:	144-118
At Turner Field:	27-42
At SunTrust Park:	4-2
In 2018:	4-3
At Great American Ball Park:	2-2
At SunTrust Park:	2-1

* 1,161 - 1,074 since 1890


MANAGER

Brian Snitker

4th season at Atl (221-227)

4th in MLB (221-227)

2019 SCHEDULE

Tue, 4/23 at Cin	6:40
Wed, 4/24 at Cin	6:40
Thu 4/25 at Cin	6:40
Thu, 8/1 at Atl	7:20
Fri, 8/2 at Atl	7:20
Sat, 8/3 at Atl	7:20
Sun, 8/4 at Atl	1:20

All times eastern

2018 REGULAR SEASON RESULTS

4/23 at Cin ...	W, 10-4 ..	Romano / Freeman / Iglesias
4/24 at Cin ...	W, 9-7 (12)	Hughes / Fried
4/25 at Cin ...	L, 4-5	Winkler / Shackelford / Minter
4/26 at Cin ...	L, 4-7	Freeman / Peralta / Vizcaino
6/25 at Atl ...	L, 4-5 (11)	Jackson / Floro
6/26 at Atl ...	W, 5-3	Harvey / Sanchez / Iglesias
6/27 at Atl ...	W, 6-5 ..	Stephens / Freeman / Iglesias

 Complete games in **BOLD CAPS**
REDS VS BRAVES SINCE 1900

1900.....7-13	1920.....12-9	1940.....12-9	1960.....9-13	1980.....16-2	2000.....5-2
1901.....8-11	1921.....9-13	1941.....13-9	1961.....15-7	1981.....5-6	2001.....2-4
1902.....9-11	1922.....17-5	1942.....16-5	1962.....13-5	1982.....4-14	2002.....2-4
1903.....13-7	1923.....15-7	1943.....11-11	1963.....10-8	1983.....6-12	2003.....3-3
1904.....15-7	1924.....10-12	1944.....14-8	1964.....9-9	1984.....5-13	2004.....4-2
1905.....14-8	1925.....13-9	1945.....12-10	1965.....12-6	1985.....11-7	2005.....3-7
1906.....10-11	1926.....10-12	1946.....7-15	1966.....8-10	1986.....12-6	2006.....3-4
1907.....13-9	1927.....18-4	1947.....9-13	1967.....13-5	1987.....10-8	2007.....6-1
1908.....14-8	1928.....12-10	1948.....8-13	1968.....8-10	1988.....13-5	2008.....3-3
1909.....17-5	1929.....14-8	1949.....10-12	1969.....6-12	1989.....10-8	2009.....6-3
1910.....14-8	1930.....9-13	1950.....5-17	1970.....13-5	1990.....10-8	2010.....2-3
1911.....17-4	1931.....14-8	1951.....12-10	1971.....9-9	1991.....7-11	2011.....3-3
1912.....11-11	1932.....13-9	1952.....13-9	1972.....9-9	1992.....9-9	2012.....5-1
1913.....14-8	1933.....10-12	1953.....8-14	1973.....13-5	1993.....3-10	2013.....3-4
1914.....8-14	1934.....7-15	1954.....10-12	1974.....11-7	1994.....5-5	2014.....2-5
1915.....7-15	1935.....12-10	1955.....9-13	1975.....15-3	1995.....5-8	2015.....4-3
1916.....9-13	1936.....9-13	1956.....9-13	1976.....12-6	1996.....5-7	2016.....4-3
1917.....12-10	1937.....11-11	1957.....4-18	1977.....14-4	1997.....2-9	2017.....3-3
1918.....8-10	1938.....9-11	1958.....5-17	1978.....12-6	1998.....2-7	2018.....4-3
1919.....16-4	1939.....16-6	1959.....11-11	1979.....12-6	1999.....1-8	



2018: 95-68
2ND, NL CENTRAL
 Lost to Col in NL Wild Card, 2-1

Sweep Information

Last Sweep by Reds

	at Cin	at Chi
2-Game:	5/16-17/11	5/14-15/66
3-Game:	9/24-26/96	8/12-14/13
4-Game:	6/21-24/18	#8/16-18/68
DH:	7/8/2014	8/18/68

Last Sweep by Cubs

	at Cin	at Chi
2-Game:	4/24-26/15	7/21-22/04
3-Game:	6/27-29/16	5/16-5/18/17
4-Game:	9/27-30/37	8/23-26/18
DH:	7/9/72	8/28/84

Includes doubleheader

Series Highs

Runs Scored by Cin (Game)

23 (7/6/1949, 23-4 at Cin)

Runs Scored by Chi (Game)

22 (8/13/1937, 22-6 at Chi)

Longest Game

18 Inn. (4x, Last: 5/10/1979 at Chi)

Win Streak by Cin (Single Season)

8g (6/19-9/1, 1917)

Win Streak by Chi (Single Season)

15g (4/25-8/3, 1945)

REGULAR SEASON RECORD VS CUBS *

Record Since 1900:	1,069-1,093
At League Park I & II:	9-8
At Palace of the Fans:	42-66
At Crosley Field:	342-272
At Riverfront/Cinergy Field:	107-89
At Great American Ball Park:	69-65
At West Side Grounds:	55-118
At Wrigley Field:	445-475
In 2018:	8-11
At Great American Ball Park:	6-3
At Wrigley Field:	2-8

* 1,137 - 1,164 since 1890



MANAGER

Joe Maddon
 5th season at Chi (387-261)
 15th in MLB (1,168-990)

2019 SCHEDULE

Tue, 5/14 at Cin	6:40
Wed, 5/15 at Cin	6:40
Thu, 5/16 at Cin	6:40
Fri, 5/24 at Chi	2:20
Sat, 5/25 at Chi	2:20
Sun, 5/26 at Chi	2:20
Fri, 6/28 at Cin	7:10
Sat, 6/29 at Cin	4:10
Sun, 6/30 at Cin	1:10
Mon, 7/15 at Chi	8:05
Tue, 7/16 at Chi	8:05
Wed, 7/17 at Chi	2:20
Thu, 8/8 at Cin	7:10
Fri, 8/9 at Cin	7:10
Sat, 8/10 at Cin	7:10
Sun, 8/11 at Cin	1:10
Mon, 9/16 at Chi	8:05
Tue, 9/17 at Chi	8:05
Wed, 9/18 at Chi	8:05

All times eastern

2018 REGULAR SEASON RESULTS

4/2 at Cin	W, 1-0	Mahle / Chatwood / Iglesias
4/3 at Cin	Postponed by rain (played on 5/19)	
5/18 at Cin ...	L, 1-8	Lester / Bailey
5/19 at Cin ...	W, 5-4 (11)	Floro / Wilson
5/19 at Cin ...	L, 0-10	Quintana / Romano
5/20 at Cin ...	L, 1-6	Darvish / Mahle
6/21 at Cin ...	W, 6-2	Harvey / Hendricks / Hughes
6/22 at Cin ...	W, 6-3	Castillo / Quintana / Iglesias
6/23 at Cin ...	W, 11-2	DeSclafani / Farrell
6/24 at Cin ...	W, 8-6	Stephens / Strop / Iglesias
7/6 at Chi	W, 3-2 ...	Mahle / Montgomery / Iglesias
7/7 at Chi	L, 7-8	Rosario / Hughes / Morrow
7/8 at Chi	L, 5-6 (10)	Farrell / Stephens
8/23 at Chi ...	L, 1-7	HAMELS / DeSclafani
8/24 at Chi ...	L, 2-3 (10)	Chavez / Iglesias
8/25 at Chi ...	L, 6-10	Quintana / Castillo
8/26 at Chi ...	L, 0-9	Hendricks / Bailey
9/14 at Chi ...	L, 2-3 ...	Maples / Hernandez / De La Rosa
9/15 at Chi ...	L, 0-1	Lester / Romano / Cishek
9/16 at Chi ...	W, 2-1	Castillo / Quintana / Iglesias

Complete games in **BOLD CAPS**

REDS VS CUBS SINCE 1900

1900..... 11-9	1920 13-9	1940 16-6	1960 12-10	1980..... 5-7	2000..... 8-4
1901 10-10	1921..... 9-13	1941..... 14-8	1961..... 10-12	1981 5-1	2001 4-13
1902 8-12	1922 11-11	1942 9-13	1962 14-4	1982..... 6-6	2002..... 12-5
1903 11-9	1923 13-9	1943 13-9	1963 9-9	1983 8-4	2003 7-10
1904 8-13	1924 13-9	1944 13-9	1964 12-6	1984..... 5-7	2004..... 8-9
1905 10-12	1925 12-10	1945 1-21	1965 11-7	1985 6-5	2005 9-6
1906 4-18	1926 9-13	1946 9-13	1966 12-6	1986..... 7-5	2006..... 9-10
1907 5-17	1927 8-14	1947 10-12	1967 6-12	1987 6-6	2007 9-9
1908 6-16	1928 9-13	1948 12-10	1968 11-7	1988..... 6-6	2008..... 7-8
1909..... 6-16	1929 8-14	1949 13-9	1969 6-6	1989 5-7	2009 5-10
1910 6-16	1930 11-11	1950 17-4	1970 5-7	1990..... 8-4	2010 12-4
1911 8-14	1931 8-14	1951 12-10	1971 6-6	1991 8-4	2011 11-7
1912 10-11	1932 10-12	1952 9-13	1972..... 4-8	1992..... 7-5	2012..... 12-4
1913 9-13	1933 11-11	1953 10-12	1973 4-8	1993 5-7	2013 14-5
1914 5-17	1934 8-14	1954 14-8	1974 7-5	1994 7-5	2014 11-8
1915 9-13	1935 8-14	1955 11-11	1975 11-1	1995 7-3	2015 6-13
1916 13-9	1936 12-10	1956 16-6	1976..... 9-3	1996..... 8-5	2016..... 4-15
1917 14-8	1937 8-14	1957 15-7	1977 5-7	1997 5-7	2017 7-12
1918 7-10	1938 11-11	1958 12-10	1978 5-7	1998..... 5-6	2018..... 8-11
1919 12-8	1939 12-10	1959 13-9	1979 5-7	1999 8-5	

OPPONENTS


2018: 91-72
2ND, NL WEST

Beat Chi in NL Wild Card, 2-1

Lost to Mil in NLDS, 3-0

Sweep Information
Last Sweep by Reds

	at Cin	at Col
2-Game:	None	None
3-Game:	7/15-17/05	7/27-29/12
4-Game:	7/13-16/06	None
DH:	8/17/96	*8/25/97

Last Sweep by Rockies

	at Cin	at Col
2-Game:	None	*7/23/98
3-Game:	7/31-8/2/09	6/3-5/05
4-Game:	None	9/6-9/10
DH:	None	*8/17/14

* Day-night doubleheader

Series Highs
Runs Scored by Cin (Game)

24 (5/19/1999, 24-12 at Col)

Runs Scored by Col (Game)

17 (7/26/15, 17-7 at Col)

Longest Game

13 Inn. (6/7/2018 vs Col)

Win Streak by Cin (Single Season)

5g (2x, Last: 5/26-7/29, 2012)

Win Streak by Col (Single Season)

7g (7/31-9/10, 2009)

REGULAR SEASON RECORD VS ROCKIES

All-Time Since 1993:.....	98-103
At Riverfront/Cinergy Field:	31-18
At Great American Ball Park:	26-24
At Mile High Stadium:	3-7
At Coors Field:.....	38-54
In 2018:	2-4
At Great American Ball Park:	1-2
At Coors Field:	1-2


MANAGER

Bud Black

 3rd season at Col (178-147)
 12th in MLB (827-860)

2019 SCHEDULE

Fri, 7/12 at Col	8:40
Sat, 7/13 at Col	8:10
Sun, 7/14 at Col	3:10
Fri, 7/26 at Cin	7:10
Sat, 7/27 at Cin	7:10
Sun, 7/28 at Cin	1:10

All times eastern

2018 REGULAR SEASON RESULTS

5/25 at Col	L, 4-5	Gray / Romano / Davis
5/26 at Col	W, 6-5	Lorenzen / Rusin / Hughes
5/27 at Col	L, 2-8	Márquez / Harvey
6/5 at Cin	L, 6-9	Freeland / DeSclafani / Davis
6/6 at Cin	L, 3-6	Gray / Romano / Davis
6/7 at Cin	W, 7-5 (13)	Floro / Rusin

 Complete games in **BOLD CAPS**
REDS VS ROCKIES SINCE 1993

1993 9-4	1998..... 4-5	2003 4-2	2007 2-4	2011..... 3-4	2015..... 2-4
1994 4-4	1999..... 7-2	2004..... 3-3	2008..... 1-5	2012..... 5-1	2016..... 5-2
1995 5-7	2000..... 6-3	2005..... 3-3	2009..... 0-7	2013..... 2-4	2017..... 3-4
1996..... 7-6	2001..... 3-6	2006..... 5-1	2010..... 2-5	2014..... 3-4	2018..... 2-4
1997 5-6	2002..... 3-3				



2018: 92-71

1ST, NL WEST

Beat Atl in NLDS, 3-1

Beat Mil in NLCS, 4-3

Lost to Bos in World Series, 4-1

Sweep Information

Last Sweep by Reds

	at Cin	at LAD
2-Game:	5/7-8/96	9/23-24/92
3-Game:	9/6-8/13	6/13-15/11
4-Game:	#9/22-24/69	5/10-13/18
DH:	8/8/86	8/16/61

Last Sweep by Dodgers

	at Cin	at LAD
2-Game:	9/26-27/83	7/20-21/98
3-Game:	6/16-18/17	6/9-11/17
4-Game:	#6/6-8/52	4/14-17/75
DH:	6/30/78	8/9/70

Includes doubleheader

Series Highs

Runs Scored by Cin (Game)

23 (6/8/1940, 23-2 at Cin)

Runs Scored by LAD (Game)

25 (9/23/1901, 25-6 at Cin)

Longest Game

19 Inn. (2x, Last: 8/8/1972 at Cin)

Win Streak by Cin (Single Season)

10g (7/27-9/15, 1926)

Win Streak by LAD (Single Season)

11g (7/21-9/16, 1947)

REGULAR SEASON RECORD VS DODGERS *

Record Since 1900:	1,023-1,072
At League Park II:	5-14
At Palace of the Fans:	74-39
At Crosley Field:	332-296
At Riverfront / Cinergy Field:	118-123
At Great American Ball Park:	22-33
At Washington Park III / Ebbets Field:	277-344
At Los Angeles Coliseum:	22-22
At Dodger Stadium:	173-201
In 2018:	6-1
At Great American Ball Park:	2-1
At Dodger Stadium:	4-0

* 1,101 - 1,130 since 1890



MANAGER

Dave Roberts
4th season at LA (287-200)
5th in MLB (287-201)

2019 SCHEDULE

Mon, 4/15 at LAD	10:10
Tue, 4/16 at LAD	10:10
Wed, 4/17 at LAD	3:10
Fri, 5/17 at Cin	7:10
Sat, 5/18 at Cin	4:10
Sun, 5/19 at Cin	1:10

All times eastern

2019 REGULAR SEASON RESULTS

5/10 at LA	W, 4-1	Mahle / Buehler / Iglesias
5/11 at LA	W, 6-2	Brice / Maeda / Iglesias
5/12 at LA	W, 5-3	Bailey / Chargois / Hughes
5/13 at LA	W, 5-3	Castillo / Hill / Iglesias
9/10 at Cin	W, 10-6	Hughes / Wood
9/11 at Cin	W, 3-1	Castillo / Ryu / Iglesias
9/12 at Cin	L, 1-8	Ferguson / DeSclafani

Complete games in **BOLD CAPS**

REDS VS DODGERS SINCE 1900

1900.....4-15	192012-10	194014-8	196012-10	1980.....9-9	2000.....4-5
19016-14	1921.....11-10	1941.....8-14	1961.....12-10	1981.....8-8	20014-2
19028-12	192214-8	19427-15	19629-9	1982.....7-11	20024-2
190310-10	1923.....14-8	1943.....9-13	1963.....8-10	19837-11	20032-4
190414-8	192410-12	194414-8	196414-4	19847-11	20044-2
190518-4	1925.....10-12	194511-11	1965.....6-12	19857-11	2005.....3-4
190614-8	192618-4	19468-14	19666-12	198610-8	20060-6
19077-15	192710-11	1947.....7-15	1967.....8-10	198710-8	20072-4
190816-6	192812-10	19484-18	19689-9	19887-11	2008.....1-7
1909.....17-5	192911-11	19495-17	1969.....10-8	19898-10	2009.....1-5
191015-7	19309-13	195010-12	197013-5	19909-9	20105-4
191111-11	1931.....12-10	1951.....8-14	19717-11	19916-12	20114-2
191216-6	19327-15	19525-17	19729-5	1992.....11-7	20122-4
1913.....13-9	1933.....12-10	1953.....7-15	197311-7	19935-8	20134-3
191411-11	19349-13	19546-16	19746-12	19943-6	20143-4
1915.....11-11	1935.....11-11	195510-12	19758-10	19954-3	2015.....1-6
19167-15	193613-9	195611-11	197613-5	19964-8	20162-5
191712-10	1937.....10-12	1957.....10-12	197710-8	19976-5	20170-6
191812-6	193813-9	195811-11	19789-9	19985-4	20186-1
1919.....13-7	1939.....12-10	1959.....13-9	197911-7	19994-3	



2018: 63-98
5TH, NL EAST

Sweep Information

Last Sweep by Reds

	at Cin	at Mia
2-Game:	5/13-14/98	None
3-Game:	8/13-15/10	5/14-16/13
4-Game:	9/10-13/99	None
DH:	None	None

Last Sweep by Marlins

	at Cin	at Mia
2-Game:	None	^A 5/27-29/96
3-Game:	5/23-25/03	7/8-10/16
4-Game:	None	None
DH:	None	None

^A One game rained out in 3-game series

Series Highs

Runs Scored by Cin (Game)

22 (8/31/1996, 22-8 at Cin)

Runs Scored by Mia (Game)

16 (6/23/1995, 16-4 at Cin)

Longest Game

15 Inn. (5/11/1995 at Fla)

Win Streak by Cin (Single Season)

9g (5/13-8/30, 1998)

Win Streak by Mia (Single Season)

5g (5/27-8/6, 2000)

REGULAR SEASON RECORD VS MARLINS

All-Time Since 1993:.....	111-91
At Riverfront/Cinergy Field:	32-19
At Great American Ball Park:	30-22
At Joe Robbie/Pro Player/Dolphin/	
Land Shark/Sun Life Stadium:	39-35
At Marlins Park:	10-15
In 2018:	2-5
At Great American Ball Park:	1-2
At Marlins Park:	1-3



MANAGER

Don Mattingly
4th season at Mia (219-265)
9th in MLB (665-628)

2019 SCHEDULE

Tue, 4/9 at Cin	6:40
Wed, 4/10 at Cin	6:40
Thu, 4/11 at Cin	12:35
Mon, 8/26 at Mia	7:10
Tue, 8/27 at Mia	7:10
Wed, 8/28 at Mia	7:10
Thu, 8/29 at Mia	7:10

All times eastern

2018 REGULAR SEASON RESULTS

5/4 at Cin	W, 4-1Romano / Chen / Iglesias
5/5 at Cin	L, 0-6Smith / Mahle
5/6 at Cin	L, 5-8Wittgren / Finnegan / Ziegler
9/20 at Mia ...	W, 4-2Reed / Brigham / Iglesias
9/21 at Mia ...	L, 0-1 (10)Barracrough / Hernandez
9/22 at Mia ...	L, 1-5Ureña / DeSclafani / Steckenrider
9/23 at Mia ...	L, 0-6Richards / Lorenzen

Complete games in **BOLD CAPS**

REDS VS MARLINS SINCE 1993

1993	7-5	1998.....	9-0	2003	2-4	2007	4-3	2011.....	3-3	2015.....	3-4
1994	7-5	1999.....	6-1	2004.....	4-2	2008.....	6-2	2012.....	3-3	2016.....	3-4
1995	6-6	2000.....	3-6	2005.....	2-4	2009.....	3-3	2013.....	6-1	2017.....	2-5
1996	3-9	2001.....	4-2	2006.....	4-2	2010.....	5-2	2014.....	4-3	2018.....	2-5
1997	5-6	2002.....	5-1								



2018: 96-67
1ST, NL CENTRAL
 Beat Col in NLDS, 3-0
 Lost to LA in NLCS, 4-3

Sweep Information

Last Sweep by Reds

	at Cin	at Mil
2-Game:	5/17-18/10	7/15-16/02
3-Game:	9/4-6/17	8/25-27/09
4-Game:	None	5/13-16/02
DH:	None	None

Last Sweep by Brewers

	at Cin	at Mil
2-Game:	None	4/27-28/04
3-Game:	4/30-5/2/18	4/24-26/17
4-Game:	8/25-28/03	None
DH:	9/5/15	None

Series Highs

Runs Scored by Cin (Game)

17 (8/7/1998, 17-0 at Cin)

Runs Scored by Mil (Game)

15 (5/6/2009, 15-3 at Cin)

Longest Game

13 Inn. (3x, Last: 8/25/2009 at Mil)

Win Streak by Cin (Single Season)

7g (7/27-9/21, 2010)

Win Streak by Mil (Single Season)

7g (4/17-6/29, 2018)

REGULAR SEASON RECORD VS BREWERS *

All-Time Since 1997:	180-172-1
At Cinergy Field:	20-20-1
At Great American Ball Park:	79-62
At Milwaukee County Stadium:	7-10
At Miller Park:	74-80
In 2018:	6-13
At Great American Ball Park:	3-7
At Miller Park:	3-6

* 180-172-1 record includes a 3-game Reds sweep in 1997, when the Brewers were in the American League



MANAGER

Craig Counsell
 5th season at Mil (316-308)
 5th in MLB (316-308)

2019 SCHEDULE

Mon, 4/1 at Cin	6:40
Tue, 4/2 at Cin	6:40
Wed, 4/3 at Cin	12:35
Tue, 5/21 at Mil	7:40
Wed, 5/22 at Mil	1:10
Thu, 6/20 at Mil	8:10
Fri, 6/21 at Mil	8:10
Sat, 6/22 at Mil	4:10
Sun, 6/23 at Mil	2:10
Mon, 7/1 at Cin	7:10
Tue, 7/2 at Cin	7:10
Wed, 7/3 at Cin	7:10
Thu, 7/4 at Cin	2:10
Mon, 7/22 at Mil	8:10
Tue, 7/23 at Mil	8:10
Wed, 7/24 at Mil	2:10
Tue, 9/24 at Cin	6:40
Wed, 9/25 at Cin	6:40
Thu, 9/26 at Cin	12:35

All times eastern

2018 REGULAR SEASON RESULTS

4/16 at Mil	W, 10-4	Castillo / Suter
4/17 at Mil	L, 0-2	Jennings / Romano / Hader
4/18 at Mil	L, 0-2	Davies / Mahle / Barnes
4/30 at Cin	L, 5-6	Woodruff / Peralta / Hader
5/1 at Cin	L, 6-7	Anderson / Bailey / Jeffress
5/2 at Cin	L, 1-3	Miley / Castillo / Jeffress
6/28 at Cin	L, 4-6	Guerra / Garrett / Knebel
6/29 at Cin	L, 2-8	Anderson / Romano
6/30 at Cin	W, 12-3	Hernandez / Zagurski
7/1 at Cin	W, 8-2	Harvey / Peralta
8/20 at Mil	L, 2-5	Anderson / Bailey / Jeffress
8/21 at Mil	W, 9-7	Iglesias / Jennings
8/22 at Mil	L, 0-4	Peralta / Stephenson / Jeffress
8/28 at Cin	W, 9-7	DeSclafani / Guerra / Iglesias
8/29 at Cin	L, 12-13 (10)	Jeffress / Iglesias
8/30 at Cin	L, 1-2 (11)	Soria / Brice / Hader
9/17 at Mil	L, 0-8	Miley / DeSclafani / Woodruff
9/18 at Mil	W, 3-1	Romano / Anderson / Iglesias
9/19 at Mil	L, 0-7	Gonzalez / Harvey

Complete games in **BOLD CAPS**

REDS VS BREWERS SINCE 1997

1997 (AL)...3-0	2001.....6-10	2005.....6-10	2009.....8-7	2013.....10-9	2016.....11-8
1998.....6-5	2002.....13-6	2006.....9-10	2010.....11-3	2014.....10-9	2017.....8-11
1999.....6-6	2003.....8-10	2007.....8-7	2011.....8-8	2015.....9-10	2018.....6-13
2000.....5-8	2004.....10-8	2008.....10-8	2012.....9-6		



2018: 77-85
4TH, NL EAST

Sweep Information

Last Sweep by Reds

	at Cin	at NYM
2-Game:	5/6-7/92	[^] 5/25-27/92
3-Game:	4/4-7/05	5/20-22/13
4-Game:	#7/11-13/75	#8/19-21/77
DH:	7/18/80	8/19/77

Last Sweep by Mets

	at Cin	at NYM
2-Game:	4/28-29/97	4/22-23/97
3-Game:	9/5-7/16	4/25-27/16
4-Game:	9/24-27/15	7/18-21/97
DH:	6/17/66	5/19/98

[#] Includes doubleheader

[^] One game rained out in 3-game series

Series Highs

Runs Scored by Cin (Game)

15 (5/13/1980, 15-4 at Cin)

Runs Scored by NYM (Game)

15 (4/28/1997, 15-2 at Cin)

Longest Game

16 Inn. (8/20/1973 at NYM)

Win Streak by Cin (Single Season)

8g (4/24-8/3, 1962)

Win Streak by NYM (Single Season)

7g (6/26-9/27, 2015)

REGULAR SEASON RECORD VS METS

All-Time Since 1962:	320-287
At Crosley Field:	51-20
At Riverfront/Cinergy Field:	100-77
At Great American Ball Park:	19-32
At Polo Grounds:	9-9
At Shea Stadium:	126-131
At Citi Field:	15-18
In 2018:	3-3
At Great American Ball Park:	2-1
At Citi Field:	1-2



MANAGER

Mickey Callaway
 2nd season at NYM (77-85)
 2nd in MLB (77-85)

2019 SCHEDULE

Mon, 4/29 at NYM	7:10
Tue, 4/30 at NYM	7:10
Wed, 5/1 at NYM	7:10
Thu, 5/2 at NYM	12:10
Fri, 9/20 at Cin	7:10
Sat, 9/21 at Cin	4:10
Sun, 9/22 at Cin	1:10

All times eastern

2018 REGULAR SEASON RESULTS

5/7 at Cin	L, 6-7	Gsellman / Bailey / Familia
5/8 at Cin	W, 7-2	Castillo / Vargas
5/9 at Cin	W, 2-1 (10)	Iglesias / Ramos
8/6 at NYM	L, 4-6	Syndergaard / Bailey / Blevins
8/7 at NYM	W, 6-1	Romano / Vargas
8/8 at NYM	L, 0-8	deGrom / Stephenson

Complete games in **BOLD CAPS**

REDS VS METS SINCE 1962

1962 13-5	1972 8-4	1982 7-5	1992 7-5	2002 2-4	2012 6-2
1963 10-8	1973 8-4	1983 7-5	1993 6-6	2003 2-4	2013 4-2
1964 11-7	1974 9-3	1984 3-9	1994 2-4	2004 3-3	2014 2-4
1965 11-7	1975 8-4	1985 4-8	1995 7-5	2005 3-3	2015 0-7
1966 10-7	1976 6-6	1986 4-8	1996 6-6	2006 3-4	2016 0-6
1967 12-6	1977 10-2	1987 7-5	1997 2-9	2007 2-5	2017 3-4
1968 10-8	1978 7-5	1988 4-7	1998 3-6	2008 3-4	2018 3-3
1969 6-6	1979 8-4	1989 4-8	1999 5-5	2009 2-4	
1970 8-4	1980 8-4	1990 6-6	2000 5-4	2010 4-2	
1971 8-4	1981 7-3	1991 5-7	2001 4-2	2011 2-5	



2018: 80-82
3RD, NL EAST

Sweep Information

Last Sweep by Reds

	at Cin	at Phi
2-Game:	8/26-27/91	^A 4/5-7/96
3-Game:	4/4-7/16	6/27-29/95
4-Game:	#6/24-26/96	#7/22-24/96
DH:	5/26/97	7/22/96

Last Sweep by Phillies

	at Cin	at Phi
2-Game:	^A 4/26-28/96	4/9-10/63
3-Game:	5/12-14/06	4/9-11/18
4-Game:	8/29-9/1/11	7/8-11/10
DH:	[*] 9/21/02	5/15/75

Includes doubleheader

* Day-night doubleheader

^A One game rained out in 3-game series

Series Highs

Runs Scored by Cin (Game)

24 (5/13/1902, 24-2 at Cin)

Runs Scored by Phi (Game)

22 (7/6/2009, 22-1 at Phi)

Longest Game

19 Inn. (2x, Last: 5/25/2011 at Phi)

Win Streak by Cin (Single Season)

17g (5/1-9/2, 1961)

Win Streak by Phi (Single Season)

8g (9/2-10/2, 1901)

REGULAR SEASON RECORD VS PHILLIES *

Record Since 1900:	1,073-875
At League Park II:	9-12
At Palace of the Fans:	62-49
At Crosley Field:	388-240
At Riverfront/Cinergy Field:	104-75
At Great American Ball Park:	29-25
At Baker Bowl:	190-210
At Shibe Park:	172-155
At Veterans Stadium:	102-75
At Citizens Bank Park:	17-34
In 2018:	3-4
At Great American Ball Park:	3-1
At Citizens Bank Park:	0-3

^{*} 1,133 - 954 since 1890



MANAGER

Gabe Kapler
 2nd season at Phi (80-82)
 2nd in MLB (80-82)

2019 SCHEDULE

Fri, 6/7 at Phi	7:05
Sat, 6/8 at Phi	4:05
Sun, 6/9 at Phi	1:05
Mon, 9/2 at Cin	2:10
Tue, 9/3 at Cin	6:40
Wed, 9/4 at Cin	6:40
Thu, 9/5 at Cin	12:35

All times eastern

2018 REGULAR SEASON RESULTS

4/9 at Phi	L, 5-6	Garcia / Quackenbush / Neris
4/10 at Phi	L, 1-6	Nola / Hughes
4/11 at Phi	L, 3-4 (12)	Rios / Brice
7/26 at Cin	L, 4-9	Suárez / Lorenzen
7/27 at Cin	W, 6-4	Hernandez / Pivetta / Iglesias
7/28 at Cin	W, 6-2	Peralta / Hunter / Hughes
7/29 at Cin	W, 4-0	Castillo / Eflin / Iglesias

Complete games in **BOLD CAPS**

REDS VS PHILLIES SINCE 1900

1900..... 9-11	1920 14-8	1940 15-7	1960 9-13	1980..... 7-5	2000..... 3-4
1901 4-16	1921 13-9	1941 16-6	1961 19-3	1981 5-2	2001 2-4
1902 13-7	1922 15-7	1942 16-6	1962 8-10	1982 5-7	2002 2-4
1903 12-8	1923 19-3	1943 19-3	1963 8-10	1983 6-6	2003 5-4
1904 16-6	1924 16-5	1944 13-9	1964 9-9	1984 5-7	2004 3-3
1905 13-9	1925 16-6	1945 12-10	1965 13-5	1985 7-5	2005 3-4
1906 11-11	1926 16-6	1946 8-14	1966 10-8	1986 7-5	2006 2-4
1907 8-13	1927 16-6	1947 13-9	1967 10-8	1987 5-7	2007 2-4
1908 10-12	1928 13-7	1948 11-11	1968 11-7	1988 9-3	2008 3-5
1909 9-12	1929 11-11	1949 13-9	1969 10-2	1989 4-8	2009 2-5
1910 10-12	1930 12-10	1950 4-18	1970 7-5	1990 7-5	2010 2-5
1911 10-12	1931 9-13	1951 11-11	1971 5-7	1991 9-3	2011 1-7
1912 8-14	1932 9-13	1952 10-12	1972 10-2	1992 7-5	2012 3-4
1913 5-17	1933 7-14	1953 12-10	1973 8-4	1993 4-8	2013 4-2
1914 9-13	1934 9-10	1954 14-8	1974 8-4	1994 4-2	2014 3-3
1915 9-13	1935 13-9	1955 11-11	1975 7-5	1995 9-3	2015 4-2
1916 5-17	1936 13-9	1956 11-11	1976 5-7	1996 10-2	2016 4-2
1917 8-14	1937 11-11	1957 16-6	1977 8-4	1997 8-3	2017 4-2
1918 12-7	1938 14-7	1958 15-7	1978 7-5	1998 4-5	2018 3-4
1919 15-5	1939 19-3	1959 9-13	1979 8-4	1999 6-3	



2018: 82-79
4TH, NL CENTRAL

Sweep Information
Last Sweep by Reds

	at Cin	at Pit
2-Game:	6/10-11/97	*8/3-4/07
3-Game:	9/15-17/17	4/10-12/17
4-Game:	#8/31-9/2/09	7/2-5/92
DH:	*8/31/09	7/12/74

Last Sweep by Pirates

	at Cin	at Pit
2-Game:	5/18-19/11	8/20-21/98
3-Game:	7/20-22/18	9/3-5/18
4-Game:	7/11-14/91	#8/22-24/69
DH:	9/17/16	8/28/07

Includes doubleheader

* Day-night doubleheader

^ One game rained out in 3-game series

Series Highs
Runs Scored by Cin (Game)

19 (4x, Last: 8/25/1995, 19-3 at Pit)

Runs Scored by Pit (Game)

23 (4/27/1912, 23-4 at Pit)

Longest Game

16 Inn. (4x, Last: 6/29/1965 at Pit)

Win Streak by Cin (Single Season)

11g (2x, Last: 7/22-9/15, 1956)

Win Streak by Pit (Single Season)

17g (5/31-10/3, 1937)

REGULAR SEASON RECORD VS PIRATES *

Record Since 1900:	1,066-1,099
At League Park II:	8-12
At Palace of the Fans:	44-65
At Crosley Field:	345-269
At Riverfront/Cinergy Field:	106-94
At Great American Ball Park:	74-67
At Exposition Park:	36-60
At Forbes Field:	273-375
At Three Rivers Stadium:	101-82
At PNC Park:	79-75
In 2018:	5-14
At Great American Ball Park:	3-6
At PNC Park:	2-8

* 1,141 - 1,165 since 1890


MANAGER

Clint Hurdle

9th season at Pit (666-628)

17th in MLB (1,200-1,253)

2019 SCHEDULE

Thu, 3/28 at Cin	4:10
Sat, 3/30 at Cin	2:10
Sun, 3/31 at Cin	1:10
Thu, 4/4 at Pit	7:05
Fri, 4/5 at Pit	7:05
Sat, 4/6 at Pit	1:35
Sun, 4/7 at Pit	1:35
Mon, 5/27 at Cin	2:10
Tue, 5/28 at Cin	6:40
Wed, 5/29 at Cin	12:35
Mon, 7/29 at Cin	7:10
Tue, 7/30 at Cin	7:10
Wed, 7/31 at Cin	12:35
Fri, 8/23 at Pit	7:05
Sat, 8/24 at Pit	7:05
Sun, 8/25 at Pit	1:35
Fri, 9/27 at Pit	7:05
Sat, 9/28 at Pit	7:05
Sun, 9/29 at Pit	3:05

All times eastern

2018 REGULAR SEASON RESULTS

4/5 at Pit	L, 2-5	Brault / Bailey / Rivero
4/6 at Pit	L, 3-14	Williams / Castillo
4/7 at Pit	W, 7-4	Peralta / Kontos / Iglesias
4/8 at Pit	L, 0-5	TAILLON / Mahle
5/22 at Cin	W, 7-2	Harvey / Taillon
5/23 at Cin	L, 4-5 (12)	Brault / Floro / Crick
5/24 at Cin	W, 5-4	Castillo / Nova / Hughes
6/15 at Pit	L, 2-3	Kuhl / Harvey / Vazquez
6/16 at Pit	L, 2-6	Nova / Castillo
6/17 at Pit	W, 8-6	DeSclafani / Musgrove / Iglesias
7/20 at Cin	L, 1-12	Taillon / Mahle
7/21 at Cin	L, 2-6	Kingham / DeSclafani
7/22 at Cin	L, 2-9	Nova / Harvey
9/3 at Pit	L, 1-5	Williams / Harvey
9/4 at Pit	L, 3-7	Musgrove / Reed
9/5 at Pit	L, 2-3	Taillon / Bailey / Vazquez
9/28 at Cin	L, 4-8	Brault / DeSclafani
9/29 at Cin	W, 3-0	Lorenzen / Taillon / Iglesias
9/30 at Cin	L, 5-6 (10)	Feliz / Stephens / Vazquez

Complete games in **BOLD CAPS**

REDS VS PIRATES SINCE 1900

1900.....12-8	1920.....12-10	1940.....16-6	1960.....6-16	1980.....6-6	2000.....7-6
1901.....7-13	1921.....8-14	1941.....12-10	1961.....11-11	1981.....4-2	2001.....9-8
1902.....5-15	1922.....11-11	1942.....12-9	1962.....13-5	1982.....4-8	2002.....11-7
1903.....4-16	1923.....8-14	1943.....9-13	1963.....11-7	1983.....6-6	2003.....5-11
1904.....11-11	1924.....12-10	1944.....12-10	1964.....8-10	1984.....7-5	2004.....9-10
1905.....9-13	1925.....8-13	1945.....10-12	1965.....8-10	1985.....9-3	2005.....9-7
1906.....8-14	1926.....13-9	1946.....13-9	1966.....8-10	1986.....10-2	2006.....9-7
1907.....10-12	1927.....8-14	1947.....13-9	1967.....10-8	1987.....4-8	2007.....9-7
1908.....8-14	1928.....12-10	1948.....9-13	1968.....10-8	1988.....7-5	2008.....6-9
1909.....7-15	1929.....9-13	1949.....9-13	1969.....5-7	1989.....7-5	2009.....13-5
1910.....10-12	1930.....8-14	1950.....12-10	1970.....8-4	1990.....6-6	2010.....10-6
1911.....10-12	1931.....6-16	1951.....12-10	1971.....5-7	1991.....2-10	2011.....5-10
1912.....11-11	1932.....8-14	1952.....16-6	1972.....8-4	1992.....6-6	2012.....11-7
1913.....8-13	1933.....7-15	1953.....15-7	1973.....7-5	1993.....8-4	2013.....8-11
1914.....8-14	1934.....7-15	1954.....15-7	1974.....8-4	1994.....9-3	2014.....12-7
1915.....12-10	1935.....8-13	1955.....14-8	1975.....6-6	1995.....8-5	2015.....11-8
1916.....13-9	1936.....8-14	1956.....17-5	1976.....8-4	1996.....5-8	2016.....9-10
1917.....12-10	1937.....1-21	1957.....14-8	1977.....3-9	1997.....8-4	2017.....13-6
1918.....4-12	1938.....10-12	1958.....10-12	1978.....4-7	1998.....5-7	2018.....5-14
1919.....14-6	1939.....16-6	1959.....9-13	1979.....8-4	1999.....7-6	



2018: 88-74
3RD, NL CENTRAL

Sweep Information

Last Sweep by Reds

	at Cin	at StL
2-Game:	5/1-2/06	6/26-27/01
3-Game:	7/13-15/12	6/5-7/06
4-Game:	6/5-8/17	5/4-7/90
DH:	9/22/96	7/20/70

Last Sweep by Cardinals

	at Cin	at StL
2-Game:	7/5-6/82	6/28-29/05
3-Game:	9/19-21/17	4/20-22/18
4-Game:	4/12-15/18	8/13-16/01
DH:	6/28/59	9/7/64

Includes doubleheader

Series Highs

Runs Scored by Cin (Game)

19 (7/1/1956, 19-15 at StL)

Runs Scored by StL (Game)

18 (6/10/1944, 18-0 at Cin)

Longest Game

18 Inn. (7/1/1934 g1 at Cin)

Win Streak by Cin (Single Season)

8g (2x, Last: 5/4-7/26, 1970)

Win Streak by StL (Single Season)

13g (7/4-9/7, 1930)

REGULAR SEASON RECORD VS CARDINALS *

Record Since 1900:	1,005-1,153
At League Park II / Palace of the Fans /	
Crosley Field:.....	384-360
At Riverfront / Cinergy Field:	107-86
At Great American Ball Park:	70-69
At Robison Field / Sportsman Park /	
Busch Stadium:.....	286-428
At Busch Stadium II:	119-139
At Busch Stadium III:	39-71
In 2018:	7-12
At Great American Ball Park:	3-7
At Busch Stadium III:	4-5

* 1,080 - 1,179 since 1982



MANAGER

Mike Shildt
 2nd season at StL (41-28)
 2nd in MLB (41-28)

2019 SCHEDULE

Sat, 4/13 at Cin *	7:05
Sun, 4/14 at Cin *	4:05
Fri, 4/26 at StL	8:15
Sat, 4/27 at StL	2:15
Sun, 4/28 at StL	2:15
Tue, 6/4 at StL	8:15
Wed, 6/5 at StL	8:15
Thu, 6/6 at StL	1:15
Thu, 7/18 at Cin	7:10
Fri, 7/19 at Cin	7:10
Sat, 7/20 at Cin	7:10
Sun, 7/21 at Cin	1:10
Thu, 8/15 at Cin	7:10
Fri, 8/16 at Cin	7:10
Sat, 8/17 at Cin	7:10
Sun, 8/18 at Cin	1:10
Fri, 8/30 at StL	8:15
Sat, 8/31 at StL	7:15
Sun, 9/1 at StL	2:15

All times eastern

*Games in Monterrey, Mexico

2018 REGULAR SEASON RESULTS

4/12 at Cin .. L, 4-13	Wacha / Brice / Mayers
4/13 at Cin .. L, 3-5	Weaver / Mahle / Norris
4/14 at Cin ... L, 1-6	Mikolas / Finnegan
4/15 at Cin .. L, 2-3	Martinez / Bailey / Norris
4/20 at StL .. L, 2-4	Wacha / Finnegan / Norris
4/21 at StL .. L, 3-4	Hicks / Hughes
4/22 at StL .. L, 2-9	Mikolas / Castillo
6/8 at Cin ... L, 6-7 (10)	Norris / Iglesias / Brebbia
6/9 at Cin ... L, 4-6	Wacha / Castillo / Hicks
6/10 at Cin ... W, 6-3	DeSclafani / Martinez / Hughes
7/13 at StL .. W, 9-1	Harvey / Martinez
7/14 at StL .. W, 8-2	Brice / Hicks
7/15 at StL .. L, 4-6	Grant / DeSclafani / Hicks
7/23 at Cin .. W, 2-1	Hughes / Norris
7/24 at Cin .. L, 2-4 (11)	Tuivailala / Garrett / Norris
7/25 at Cin .. W, 7-3	Romano / Flaherty
8/31 at StL .. L, 5-12	Gomber / Bailey
9/1 at StL W, 4-0	Castillo / Poncedeleon
9/2 at StL W, 6-4 (10)	Lorenzen / Norris / Iglesias

Complete games in **BOLD CAPS**

REDS VS CARDINALS SINCE 1900

1900..... 12-8	1920 13-9	1940 12-10	1960 8-14	1980..... 5-7	2000..... 7-6
1901 9-11	1921..... 12-10	1941..... 10-12	1961..... 14-8	1981..... 0-5	2001..... 7-10
1902..... 13-7	1922..... 8-14	1942..... 7-15	1962..... 8-10	1982..... 5-7	2002..... 8-11
1903..... 12-7	1923..... 10-12	1943..... 10-12	1963..... 11-7	1983..... 6-6	2003..... 9-7
1904..... 14-8	1924..... 13-9	1944..... 8-14	1964..... 10-8	1984..... 4-8	2004..... 5-14
1905..... 10-12	1925..... 12-10	1945..... 9-13	1965..... 10-8	1985..... 5-7	2005..... 5-11
1906..... 12-9	1926..... 14-8	1946..... 8-14	1966..... 11-7	1986..... 7-5	2006..... 9-6
1907..... 14-8	1927..... 8-14	1947..... 8-14	1967..... 5-13	1987..... 4-8	2007..... 6-9
1908..... 11-11	1928..... 12-10	1948..... 10-12	1968..... 7-11	1988..... 6-6	2008..... 5-10
1909..... 12-10	1929..... 3-19	1949..... 5-17	1969..... 8-4	1989..... 8-4	2009..... 8-8
1910..... 12-10	1930..... 3-19	1950..... 7-15	1970..... 9-3	1990..... 9-3	2010..... 6-12
1911..... 6-16	1931..... 2-20	1951..... 8-14	1971..... 8-4	1991..... 4-8	2011..... 9-6
1912..... 13-9	1932..... 6-16	1952..... 10-12	1972..... 10-2	1992..... 7-5	2012..... 7-8
1913..... 10-12	1933..... 7-15	1953..... 7-15	1973..... 6-6	1993..... 5-7	2013..... 8-11
1914..... 10-12	1934..... 6-16	1954..... 8-14	1974..... 6-6	1994..... 2-2	2014..... 7-12
1915..... 14-8	1935..... 8-14	1955..... 11-11	1975..... 8-4	1995..... 8-5	2015..... 7-12
1916..... 8-14	1936..... 10-12	1956..... 13-9	1976..... 6-6	1996..... 5-8	2016..... 9-10
1917..... 9-13	1937..... 7-15	1957..... 9-13	1977..... 5-7	1997..... 6-6	2017..... 9-10
1918..... 13-8	1938..... 13-9	1958..... 12-10	1978..... 8-4	1998..... 8-3	2018..... 7-12
1919..... 14-6	1939..... 11-11	1959..... 11-11	1979..... 8-4	1999..... 8-4	



2018: 66-96
5TH, NL WEST

Sweep Information

Last Sweep by Reds

	at Cin	at SD
2-Game:	4/17-18/90	9/30-10/1/87
3-Game:	8/9-11/02	7/29-31/05
4-Game:	5/10-13/93	#9/21-23/90
DH:	8/4/80	9/22/90

Last Sweep by Padres

	at Cin	at SD
2-Game:	7/24-25/95	10/2-3/85
3-Game:	5/4-6/01	6/12-14/17
4-Game:	None	None
DH:	6/7/85	7/25/90

Includes doubleheader

Series Highs

Runs Scored by Cin (Game)

15 (2x, Last: 8/4/2002, 15-10 at SD)

Runs Scored by SD (Game)

15 (4x, Last: 8/14/1987, 15-8 at SD)

Longest Game

18 Inn. (5/25/2008 at SD)

Win Streak by Cin (Single Season)

10g (6/8-9/25, 1980)

Win Streak by SD (Single Season)

9g (4/7-7/19, 1998)

REGULAR SEASON RECORD VS PADRES

All-Time Since 1969:	337-288
At Crosley Field:	7-4
At Riverfront/Cinergy Field:	147-100
At Great American Ball Park:	25-28
At San Diego/Jack Murphy/ Qualcomm Stadium:	139-128
At Petco Park:	19-28
In 2018:	3-4
At Great American Ball Park:	2-2
At Petco Park:	1-2



MANAGER

Andy Green
4th season at SD (205-281)
4th in MLB (205-281)

2019 SCHEDULE

Thu, 4/18 at SD	10:10
Fri, 4/19 at SD	10:10
Sat, 4/20 at SD	8:40
Sun, 4/21 at SD	4:10
Mon, 8/19 at Cin	7:10
Tue, 8/20 at Cin	7:10
Wed, 8/21 at Cin	12:35

All times eastern

2018 REGULAR SEASON RESULTS

6/1 at SD	W, 7-2	Mahle / Lockett / Lorenzen
6/2 at SD	L, 2-8	Lauer / Harvey
6/3 at SD	L, 3-6	Ross / Castillo / Yates
9/6 at Cin	L, 2-6	JCastillo / LCastillo
9/7 at Cin	W, 12-6	Lorenzen / Strahm
9/8 at Cin	W, 7-2 (7)	Harvey / Erlin
9/9 at Cin	L, 6-7	Stammen / Iglesias / Yates

Complete games in **BOLD CAPS**

REDS VS PADRES SINCE 1969

1969.....11-7	1978.....9-9	1987.....12-6	1995.....3-6	2003.....3-3	2011.....4-2
1970.....8-10	1979.....10-7	1988.....10-8	1996.....9-3	2004.....2-4	2012.....6-2
1971.....10-8	1980.....15-3	1989.....9-9	1997.....5-6	2005.....4-2	2013.....3-3
1972.....8-10	1981.....10-2	1990.....9-9	1998.....1-11	2006.....2-4	2014.....1-5
1973.....13-5	1982.....6-12	1991.....8-10	1999.....6-3	2007.....2-4	2015.....2-4
1974.....12-6	1983.....9-9	1992.....11-7	2000.....4-5	2008.....4-3	2016.....3-4
1975.....11-7	1984.....7-11	1993.....9-4	2001.....2-4	2009.....1-6	2017.....3-4
1976.....13-5	1985.....9-9	1994.....8-2	2002.....5-1	2010.....2-4	2018.....3-4
1977.....11-7	1986.....9-9				



2018: 73-89
4TH, NL WEST

Sweep Information

Last Sweep by Reds

	at Cin	at SF
2-Game:	9/21-22/88	8/1-2/74
3-Game:	8/17-19/18	4/24-26/01
4-Game:	4/18-21/85	*6/26-29/14
DH:	4/29/84	4/15/73

* First 4-game sweep by opponent at AT&T

Last Sweep by Giants

	at Cin	at SF
2-Game:	5/13-14/97	9/18-19/91
3-Game:	4/5-7/99	5/3-5/02
4-Game:	5/12-15/83	7/26-29/90
DH:	7/12/80	8/9/87

Series Highs

Runs Scored by Cin (Game)

17 (3x, Last: 8/3/1994, 17-4 at SF)

Runs Scored by SF (Game)

25 (6/9/1901, 25-13 at Cin)

Longest Game

21 Inn. (9/1/1967 at Cin)

Win Streak by Cin (Single Season)

9g (2x, Last: 7/30-9/12, 1975)

Win Streak by SF (Single Season)

15g (2x, Last: 5/20-8/3, 1912)

REGULAR SEASON RECORD VS GIANTS *

Record Since 1900:	949-1,145
At League Park II / Palace of the Fans /	
Crosley Field:	355-397
At Riverfront/Cinergy Field:	139-103
At Great American Ball Park:	30-21
At Polo Grounds IV / Hilltop Park /	
Polo Grounds V:	231-396
At Seals Stadium:	9-13
At Candlestick / 3-Com Park:	152-180
At Pacific Bell / SBC / AT&T / Oracle:	33-35
In 2018:	4-2
At Great American Ball Park:	3-0
At AT&T Park:	1-2

* 1,019 - 1,215 since 1890



MANAGER

Bruce Bochy
 13th season at SF (975-969)
 25th in MLB (1,926-1,944)

2019 SCHEDULE

Fri, 5/3 at Cin	7:10
Sat, 5/4 at Cin	7:10
Sun, 5/5 at Cin	4:10
Mon, 5/6 at Cin	12:35
Fri, 5/10 at SF	10:15
Sat, 5/11 at SF	9:05
Sun, 5/12 at SF	4:05

All times eastern

2018 REGULAR SEASON RESULTS

5/14 at SF	.. L, 7-10	Stratton / Romano
5/15 at SF	.. L, 3-5	Johnson / Mahle / Strickland
5/16 at SF	.. W, 6-3	Hughes / Suárez / Iglesias
8/17 at Cin	.. W, 2-1 (11)	Hernandez / Black
8/18 at Cin	.. W, 7-1	Harvey / Bumgarner
8/19 at Cin	.. W, 11-4	Castillo / Suárez

Complete games in **BOLD CAPS**

REDS VS GIANTS SINCE 1900

1900.....7-13	1920.....6-16	1940.....15-7	1960.....11-11	1980.....7-11	2000.....3-6
1901.....8-12	1921.....8-14	1941.....15-7	1961.....12-10	1981.....9-5	2001.....4-2
1902.....14-6	1922.....10-12	1942.....9-13	1962.....7-11	1982.....6-12	2002.....2-4
1903.....12-8	1923.....12-10	1943.....16-6	1963.....8-10	1983.....10-8	2003.....3-3
1904.....10-12	1924.....9-13	1944.....15-7	1964.....7-11	1984.....12-6	2004.....3-3
1905.....5-16	1925.....9-13	1945.....6-16	1965.....6-12	1985.....12-6	2005.....3-5
1906.....5-16	1926.....7-15	1946.....14-8	1966.....7-10	1986.....9-9	2006.....2-5
1907.....9-13	1927.....7-15	1947.....13-9	1967.....8-10	1987.....7-11	2007.....4-3
1908.....8-14	1928.....8-14	1948.....10-12	1968.....8-10	1988.....11-7	2008.....5-1
1909.....9-13	1929.....10-12	1949.....7-15	1969.....10-8	1989.....8-10	2009.....3-3
1910.....8-14	1930.....7-15	1950.....11-11	1970.....9-9	1990.....7-11	2010.....3-4
1911.....8-14	1931.....7-15	1951.....5-17	1971.....9-9	1991.....10-8	2011.....5-2
1912.....6-16	1932.....7-15	1952.....6-16	1972.....10-5	1992.....10-8	2012.....4-3
1913.....5-17	1933.....4-17	1953.....9-13	1973.....10-8	1993.....2-11	2013.....6-1
1914.....9-13	1934.....6-16	1954.....7-15	1974.....11-7	1994.....7-2	2014.....5-2
1915.....9-13	1935.....8-14	1955.....9-13	1975.....13-5	1995.....3-3	2015.....2-5
1916.....5-16	1936.....9-13	1956.....14-8	1976.....9-9	1996.....9-4	2016.....3-3
1917.....11-11	1937.....8-14	1957.....12-10	1977.....10-8	1997.....4-7	2017.....4-3
1918.....12-7	1938.....12-9	1958.....11-11	1978.....12-6	1998.....2-7	2018.....4-2
1919.....12-8	1939.....11-11	1959.....8-14	1979.....6-12	1999.....4-5	



2018: 82-80
2ND, NL EAST

Sweep Information
Last Sweep by Reds

	<u>at Cin</u>	<u>at Wsh</u>
2-Game:	8/28-29/91	7/6-7/15
3-Game:	5/29-31/15	4/24-26/06
4-Game:	7/3-6/08	None
DH:	6/12/77	6/28/71

Last Sweep by Nationals

	<u>at Cin</u>	<u>at Wsh</u>
2-Game:	4/29-30/86	4/24-25/96
3-Game:	3/30-4/1/18	8/1-3/08
4-Game:	7/14-17/17	7/20-23/89
DH:	None	*4/19/03

* Day-night doubleheader

Series Highs
Runs Scored by Cin (Game)

19 (5/1/1989, 19-6 at Mtl)

Runs Scored by Wsh (Game)

19 (5/7/1978 g1, 19-5 at Cin)

Longest Game

Vs Expos, 16 Inn. (5/2/1976 at Cin)

Vs Nationals, 15 Inn. (5/19/14 at Wsh)

Win Streak by Cin (Single Season)

7g (5/6-8/24, 1998)

Win Streak by Wsh (Single Season)

6g (2x, Last: 5/22-8/2, 2007)

REGULAR SEASON RECORD VS NATIONALS *

All-Time Since 1969:.....	253-227
Vs Expos:.....	209-178
Vs Nationals:.....	43-43
At Crosley Field:.....	10-0
At Riverfront/Cinergy Field:.....	97-81
At Great American Ball Park:.....	28-25
At Jarry Park:.....	28-20
At Olympic Stadium:.....	70-72
At Hiram Bithorn Stadium:.....	1-2
At RFK Stadium:.....	5-4
At Nationals Park:.....	14-23
In 2018:.....	1-6
At Great American Ball Park:.....	0-3
At Nationals Park:.....	1-3

* 1969-2004 (Montreal Expos), 2005-present (Nationals)


MANAGER

Dave Martinez
2nd season at Wsh (82-80)
2nd in MLB (82-80)

2019 SCHEDULE

Fri, 5/31 at Cin	7:10
Sat, 6/1 at Cin	4:10
Sun, 6/2 at Cin	1:10
Mon, 8/12 at Wsh	7:05
Tue, 8/13 at Wsh	7:05
Wed, 8/14 at Wsh	4:05

All times eastern

2018 REGULAR SEASON RESULTS

3/29 at Cin	Postponed by rain (played on 3/30)
3/30 at Cin	L, 0-2 Scherzer / Bailey / Doolittle
3/31 at Cin	L, 7-13 Strasburg / Castillo
4/1 at Cin	L, 5-6 Gonzalez / Romano / Doolittle
8/2 at Wsh	L, 4-10 Scherzer / Mahle
8/3 at Wsh	Postponed by rain (played 8/4)
8/4 at Wsh	W, 7-1 DeSclafani / Gonzalez
8/4 at Wsh	L, 2-6 Hellickson / Harvey
8/5 at Wsh	L, 1-2 Roark / Castillo / Herrera

Complete games in **BOLD CAPS**

REDS VS NATIONALS SINCE 1969

1969.....8-4	1978.....8-4	1987.....6-6	1995.....8-4	2003.....2-4	2011.....4-2
1970.....7-5	1979.....6-6	1988.....5-7	1996.....3-9	2004.....4-2	2012.....2-5
1971.....7-5	1980.....3-9	1989.....4-8	1997.....6-5	2005.....5-1	2013.....3-4
1972.....8-4	1981.....5-4	1990.....9-3	1998.....8-1	2006.....5-1	2014.....3-3
1973.....8-4	1982.....4-8	1991.....6-6	1999.....4-3	2007.....1-6	2015.....5-1
1974.....6-6	1983.....4-8	1992.....5-7	2000.....6-3	2008.....4-3	2016.....3-4
1975.....8-4	1984.....7-5	1993.....4-8	2001.....4-2	2009.....3-4	2017.....1-6
1976.....9-3	1985.....8-4	1994.....4-2	2002.....1-5	2010.....4-3	2018.....1-6
1977.....7-5	1986.....7-5				

REDS vs AMERICAN LEAGUE OPPONENTS, ALL-TIME RESULTS

REDS VS AMERICAN LEAGUE																	
Totals	Bal	Bos	LAA	Chi	Cle	Det	Hou	KC	Mil	Min	NYN	Oak	Sea	TB	Tex	Tor	
1997	9-6			1-2	2-1			2-1	3-0	1-2							
1998	7-6			1-1	1-2	3-0		0-2		2-1							
1999	7-8				2-4	1-2		3-0		1-2							
2000	7-8			0-3	3-3	1-2				3-0							
2001	4-11			0-3	3-3	1-2				0-3							
2002	2-10			1-2								0-3	0-3		1-2		
2003	7-5				1-2						2-1			3-0		1-2	
2004	5-7				2-4							0-3			3-0		
2005	7-8	2-1	0-3		2-4									3-0			
2006	6-9			0-3	3-3	1-2		2-1									
2007	7-11			1-2	3-3							1-2	1-2		1-2		
2008	9-6		1-2		5-1						2-1					1-2	
2009	6-9			1-2	4-2			0-3								1-2	
2010	8-7				4-2			1-2				3-0	0-3				
2011	6-12	1-2			1-5						1-2			2-1		1-2	
2012	7-8				3-3	1-2					1-2	2-1					
2013	11-9			2-1	2-2		3-0					2-2	1-2		1-2		
2014	6-14	0-3	0-4		3-1						0-3			1-2		2-1	
2015	7-13			1-2	1-5	3-1		0-4		2-1							
2016	5-15			0-3	0-4		1-2					2-1	0-3		2-2		
2017	5-15	1-2	0-3		2-2						1-3			1-2		0-3	
2018	10-10			2-1	2-4	2-2		2-2		2-1							
Totals	148-207	4-8	1-12	6-9	4-16	49-60	13-13	4-2	10-15	3-0	12-12	8-11	8-11	2-13	10-5	8-8	6-12



2018: 91-71
1ST, AL CENTRAL
 Lost to Hou in ALDS, 3-0

REDS VS INDIANS SINCE 1997

1997.....2-1	2009.....4-2
1998.....1-2	2010.....4-2
1999.....2-4	2011.....1-5
2000.....3-3	2012.....3-3
2001.....3-3	2013.....2-2
2003.....1-2	2014.....3-1
2004.....2-4	2015.....1-5
2005.....2-4	2016.....0-4
2006.....3-3	2017.....2-2
2007.....3-3	2018.....2-4
2008.....5-1	

REGULAR SEASON RECORD VS INDIANS *

All-Time:	49-60
At Cinergy Field:	4-8
At Great American Ball Park:	23-18
At Progressive Field:	20-33
In 2018:	2-4
At Great American Ball Park:	0-3
At Progressive Field:	2-1

* Regular season since 1997

2019 SCHEDULE

Tue, 6/11 at Cle	7:10
Wed, 6/12 at Cle	1:10
Sat, 7/6 at Cin	4:10
Sun, 7/7 at Cin	1:10

All times eastern



MANAGER

Terry Francona
 7th season at Cle (545-425)
 19th in MLB (1,574-1,340)

Sweep Information

Last Sweep by Reds

	at Cin	at Cle
2-Game:	8/6-7/14	None
3-Game:	6/12-14/12	None
4-Game:	None	None

Last Sweep by Indians

	at Cin	at Cle
2-Game:	5/18-19/16	5/16-17/16
3-Game:	8/13-15/18	5/22-24/15
4-Game:	None	None

Series Highs

Runs Scored by Cin (Game)	14 (7/8/2000, 14-5 at Cin)
Runs Scored by Cle (Game)	19 (7/11/18, 19-4 at Cle)
Longest Game	13 Inn. (2x, Last: 7/14/2001 at Cin)
Win Streak by Cin (Single Season)	3g (4x, Last: 8/5-7, 2014)
Win Streak by Cle (Single Season)	5g (5/20-7/2, 2011)


2018: 103-59
1ST, AL WEST

Beat Cle in ALDS, 3-0

Lost to Bos in ALCS, 4-1

REDS VS ASTROS SINCE 1962

1962	13-5	1980	8-10	1998	3-8
1963	11-7	1981	8-4	1999	9-4
1964	12-6	1982	7-11	2000	7-5
1965	12-6	1983	5-13	2001	6-11
1966	4-14	1984	8-10	2002	6-11
1967	15-3	1985	11-7	2003	5-12
1968	9-9	1986	4-14	2004	6-11
1969	9-9	1987	13-5	2005	4-12
1970	15-3	1988	9-9	2006	10-5
1971	5-13	1989	8-10	2007	4-11
1972	11-6	1990	11-7	2008	3-12
1973	11-7	1991	9-9	2009	12-4
1974	14-4	1992	10-8	2010	10-5
1975	13-5	1993	6-7	2011	9-6
1976	12-6	1994	4-6	2012	10-5
1977	5-13	1995	12-1	2013	3-0
1978	11-7	1996	7-6	2016	1-2
1979	8-10	1997	5-7		

REGULAR SEASON RECORD VS ASTROS*

All-Time:	443-401-1
At Crosley Field:	48-26
At Riverfront/Cinergy Field:	152-117
At Great American Ball Park:	35-40-1
At Colt Stadium:	16-11
At Astrodome:	140-149
At Enron/Minute Maid Park:	52-58
In 2016 at Hou:	1-2

* Regular season since 1962

2019 SCHEDULE

Mon, 6/17 at Cin	7:10
Tue, 6/18 at Cin	7:10
Wed, 6/19 at Cin	12:35

All times eastern


MANAGER

A.J. Hinch

5th season at Hou (374-274)

7th in MLB (463-397)

Sweep Information
Last Sweep by Reds

	at Cin	at Hou
2-Game:	9/22/92	9/14-15/81
3-Game:	9/14-16/09	9/16-18/13
4-Game:	5/21-24/04	6/24-27/99
DH:	4/14/96	None

Last Sweep by Astros

	at Cin	at Hou
2-Game:	4/23-24/08	9/7-8/98
3-Game:	9/25-27/07	8/30-9/1/05
4-Game:	8/7-10/08	7/7-10/03
DH:	7/14/68	7/2/66

Series Highs
Runs Scored by Cin (Game)

18 (8/3/1989, 18-2 at Cin)

Runs Scored by Hou (Game)

13 (8x, Last: 8/10/2008, 13-4 at Cin)

Longest Game

16 Inn. (4/8/1988 at Cin)

Win Streak by Cin (Single Season)

11g (5/22-9/4, 1995)

Win Streak by Hou (Single Season)

10g (4/9-7/20, 2003)


2018: 80-82
4TH, AL WEST
REDS VS ANGELS SINCE 2002

2002 at LAA	1-2
2007 at Cin	1-2
2013 at Cin	2-1
2016 at LAA	0-3

REGULAR SEASON RECORD VS ANGELS

All-Time:	4-8
At Great American Ball Park:	3-3
At Angel Stadium of Anaheim:	1-5
In 2016 at LAA:	0-3

2019 SCHEDULE

Tue, 6/25 at LAA	10:07
Wed, 6/26 at LAA	8:07
Mon, 8/5 at Cin	7:10
Tue, 8/6 at Cin	7:10

All times eastern


MANAGER

Brad Ausmus

1st at LAA (0-0)

5th in MLB (314-332)

Sweep Information
Last Sweep by Reds

	at Cin	at LAA
2-Game:	None	None
3-Game:	None	None
4-Game:	None	None

Last Sweep by Angels

	at Cin	at LAA
2-Game:	None	None
3-Game:	None	8/29-31/16
4-Game:	None	None

Series Highs
Runs Scored by Cin (Game)

7 (6/14/2007, 7-9 at Cin)

Runs Scored by LAA (Game)

9 (2x Last: 8/29/2016, 9-2 at LAA)

Longest Game

13 Inn. (4/1/2013 at Cin)

Win Streak by Cin (Single Season)

2g (4/3-4/4, 2013)

Win Streak by LAA (Single Season)

3g (8/29-31, 2016)



2018: 97-65

2ND, AL WEST

Lost to NYY in Wild Card (1-0)

REDS VS ATHLETICS SINCE 2002

2002 at Cin.....	0-3
2004 at Oak.....	0-3
2007 at Oak.....	1-2
2010 at Oak.....	3-0
2013 at Cin, Oak.....	2-2
2016 at Cin.....	2-1

REGULAR SEASON RECORD VS ATHLETICS

All-Time:.....	8-11
At Riverfront/Cinergy Field:.....	0-3
At Great American Ball Park:.....	4-1
At Oakland Coliseum:.....	4-7
In 2016 at Cin:.....	2-1

2019 SCHEDULE

Tue, 5/7 at Oak.....	10:07
Wed, 5/8 at Oak.....	10:07
Thu, 5/9 at Oak.....	3:37

All times eastern



MANAGER

Bob Melvin
9th season at Oak (634-599)
16th in MLB (1,127-1,107)

Sweep Information

Last Sweep by Reds

	at Cin	at Oak
2-Game:	8/6-7/13	None
3-Game:	None	6/21-23/10
4-Game:	None	None
DH:	None	None

Last Sweep by Athletics

	at Cin	at Oak
2-Game:	None	6/25-26/13
3-Game:	6/21-23/02	6/7-9/04
4-Game:	None	None
DH:	None	None

Series Highs

Runs Scored by Cin (Game)

8 (6/9/2004, 8-17 at Oak)

Runs Scored by Oak (Game)

17 (6/9/2004, 17-8 at Oak)

Longest Game

10 Inn. (6/21/2010 at Oak)

Win Streak by Cin (Single Season)

3g (6/21-6/23, 2010)

Win Streak by Oak (Single Season)

3g (2x, Last: 6/7-6/9, 2004)



2018: 89-73

3RD, AL WEST

REDS VS MARINERS SINCE 2002

2002 at Cin.....	0-3
2007 at Sea.....	1-2
2010 at Sea.....	0-3
2013 at Cin.....	1-2
2016 at Cin.....	0-3

REGULAR SEASON RECORD VS MARINERS

All-Time:.....	2-13
At Riverfront/Cinergy Field:.....	0-3
At Great American Ball Park.....	1-5
At Safeco Field / T-Mobile Park:.....	1-5
In 2016 at Cin:.....	0-3

2019 SCHEDULE

Tue, 9/10 at Sea.....	10:10
Wed, 9/11 at Sea.....	10:10
Thu, 9/12 at Sea.....	10:10

All times eastern



MANAGER

Scott Servais
4th season at Sea (253-233)
4th in MLB (253-233)

Sweep Information

Last Sweep by Reds

	at Cin	at Sea
2-Game:	None	None
3-Game:	None	None
4-Game:	None	None

Last Sweep by Mariners

	at Cin	at Sea
2-Game:	None	None
3-Game:	5/20-22/16	6/18-20/10
4-Game:	None	None

Series Highs

Runs Scored by Cin (Game)

16 (6/22/2007, 16-1 at Sea)

Runs Scored by Sea (Game)

9 (6/23/2007, 9-1 at Sea)

Longest Game

9 Inn. (many times)

Win Streak by Cin (Single Season)

1g (2x, Last: 7/6/2013)

Win Streak by Sea (Single Season)

3g (3x, Last: 5/20-22, 2016)



2018: 67-95
5TH, AL WEST

2002 at Tex..... 1-2
 2004 at Cin..... 3-0
 2007 at Cin..... 1-2
 2013 at Tex..... 1-2
 2016 at Tex, at Cin..... 2-2

REGULAR SEASON RECORD VS RANGERS

All-Time: 8-8
 At Great American Ball Park: 5-3
 At Rangers Ballpark / Globe Life Park: 3-5
 In 2016 at Tex, at Cin: 2-2

2019 SCHEDULE

Fri, 6/14 at Cin..... 7:10
 Sat, 6/15 at Cin..... 4:10
 Sun, 6/16 at Cin..... 1:10

All times eastern


MANAGER

Chris Woodward
 1st season at Tex (0-0)
 1st in MLB (0-0)

Sweep Information
Last Sweep by Reds

	<u>at Cin</u>	<u>at Tex</u>
2-Game:	None	None
3-Game:	6/15-17/04	None
4-Game:	None	None
DH:	None	None

Last Sweep by Rangers

	<u>at Cin</u>	<u>at Tex</u>
2-Game:	None	None
3-Game:	None	None
4-Game:	None	None
DH:	None	None

Series Highs
Runs Scored by Cin (Game)

8 (23, Last: 6/21/2016, 8-2 at Tex)

Runs Scored by Tex (Game)

11 (6/17/2007, 11-4 at Cin)

Longest Game

11 Inn. (2x, Last: 6/29/2013 at Tex)

Win Streak by Cin (Single Season)

3g (6/15-6/17, 2004)

Win Streak by Tex (Single Season)

1g (8x, Last: 8/24/2016)

MAJOR LEAGUE BALLPARKS



Baltimore Orioles - Oriole Park at Camden Yards
333 W. Camden St., Baltimore, MD 21201
(410) 685-9800

Boston Red Sox - Fenway Park
4 Yawkey Way, Boston, MA 02215
(617) 226-6000

Chicago White Sox - Guaranteed Rate Field
333 W. 35th St., Chicago, IL 60616
(312) 674-1000

Cleveland Indians - Progressive Field
2401 Ontario St., Cleveland, OH 44115
(216) 420-4200

Detroit Tigers - Comerica Park
2100 Woodward Ave., Detroit, MI 48201
(313) 962-4000

Houston Astros - Minute Maid Park
501 Crawford St., Houston, TX 77002
(713) 259-8000

Kansas City Royals - Kauffman Stadium
One Royal Way, Kansas City, MO 64129
(816) 921-8000

LA Angels of Anaheim - Angel Stadium of Anaheim
2000 Gene Autry Way, Anaheim, CA 92806
(714) 940-2000

Minnesota Twins - Target Field
1 Twins Way, Minneapolis, MN 55403
(612) 659-3400

New York Yankees - Yankee Stadium
One E. 161st St., Bronx, NY 10451
(718) 293-4300

Oakland Athletics - Oakland Coliseum
7000 Coliseum Way, Oakland, CA 94621
(510) 638-4900

Seattle Mariners - T-Mobile Park
1250 First Ave. S., Seattle, WA 98134
(206) 346-4000

Tampa Bay Rays - Tropicana Field
One Tropicana Drive, St. Petersburg, FL 33705
(727) 825-3137

Texas Rangers - Globe Life Park in Arlington
1000 Ballpark Way, Suite 400, Arlington, TX 76011
(817) 273-5222

Toronto Blue Jays - Rogers Centre
1 Blue Jays Way, #3200, Toronto, ON M5V 1J1
(416) 341-1000



Arizona Diamondbacks - Chase Field
401 E. Jefferson St., Phoenix, AZ 85004
(602) 462-6500

Atlanta Braves - SunTrust Park
755 Battery Ave., Atlanta, GA 30339
(404) 614-2300

Chicago Cubs - Wrigley Field
1060 W. Addison St., Chicago, IL 60613
(773) 404-2827

Cincinnati Reds - Great American Ball Park
100 Joe Nuxhall Way, Cincinnati, OH 45202
(513) 765-7000

Colorado Rockies - Coors Field
2001 Blake St., Denver, CO 80205
(303) 292-0200

Los Angeles Dodgers - Dodger Stadium
1000 Elysian Park Ave., Los Angeles, CA 90012
(323) 224-1500

Miami Marlins - Marlins Park
501 Marlins Way, Miami, FL 33125
(305) 480-1300

Milwaukee Brewers - Miller Park
One Brewers Way, Milwaukee, WI 53214
(414) 902-4500

New York Mets - Citi Field
126th Street, Flushing, NY 11368
(718) 507-6387

Philadelphia Phillies - Citizens Bank Park
One Citizens Bank Way, Philadelphia, PA 19148
(215) 463-6000

Pittsburgh Pirates - PNC Park at North Shore
115 Federal St., Pittsburgh, PA 15212
(412) 323-5000

St. Louis Cardinals - Busch Stadium
700 Clark St., St. Louis, MO 63102
(314) 345-9600

San Diego Padres - Petco Park
100 Park Blvd., San Diego, CA 92101
(619) 795-5000

San Francisco Giants - Oracle Park
24 Willie Mays Plaza, San Francisco, CA 94107
(415) 972-2000

Washington Nationals - Nationals Park
1500 S. Capitol St. SE, Washington, D.C. 20003
(202) 640-7000

2019 NOTES



2019 SCHEDULE

REDS	SUN	MON	TUE	WED	THU	FRI	SAT
MAR./APRIL 2019	24	25	26	27	28 4:10 PIT	29	30 2:10 PIT
	31 1:10 PIT	1 6:40 MIL	2 6:40 MIL	3 12:35 B MIL	4 7:05 PIT	5 7:05 PIT	6 1:35 PIT
	7 1:35 PIT	8	9 6:40 MIA	10 6:40 MIA	11 12:35 B MIA	12	13 7:05 STL
	14 4:05 STL	15 10:10 LAD	16 10:10 LAD	17 3:10 LAD	18 10:10 SD	19 10:10 SD	20 8:40 SD
	SD 4:10 STL 2:15	21 22	22 ATL 6:40 NYM 7:10	23 ATL 6:40 NYM 7:10	24 ATL	25 ATL	26 8:15 STL
	27	28	29	30			

REDS	SUN	MON	TUE	WED	THU	FRI	SAT
JULY 2019		1 7:10 S MIL	2 7:10 MIL	3 7:10 E MIL	4 7:10 T MIL	5	6 4:10 CLE
	7 1:10 F CLE	8	9	10	11	12 8:40 COL	13 8:10 COL
	14 3:10 COL	15 8:05 CHC	16 8:05 CHC	17 2:20 CHC	18 7:10 S STL	19 7:10 FW STL	20 7:10 STL
	21 1:10 F STL	22 MIL	23 MIL	24 2:10 MIL	25	26 7:10 FW COL	27 7:10 COL
	28 1:10 F COL	29 7:10 PIT	30 7:10 PIT	31 12:35 B PIT			

REDS	SUN	MON	TUE	WED	THU	FRI	SAT
MAY 2019				1 7:10 NYM	2 12:10 NYM	3 7:10 FW SF	4 7:10 SF
	5 4:10 F	6 12:35 S B SF	7 10:07 OAK	8 10:07 OAK	9 3:37 OAK	10 10:15 SF	11 9:05 SF
	12 4:05 SF	13	14 6:40 CHC	15 6:40 CHC	16 6:40 CHC	17 7:10 FW LAD	18 4:10 M LAD
	19 1:10 F LAD	20	21 7:40 MIL	22 1:10 MIL	23	24 2:20 CHC	25 2:20 CHC
	26 2:20 CHC	27 M PIT	28 6:40 PIT	29 12:35 S B PIT	30	31 7:10 E FW WSH	

REDS	SUN	MON	TUE	WED	THU	FRI	SAT
AUGUST 2019					1 7:20 ATL	2 7:20 ATL	3 7:20 ATL
	4 1:20 ATL	5 7:10 S LAA	6 7:10 LAA	7	8 7:10 M CHC	9 7:10 FW CHC	10 7:10 CHC
	11 F CHC	12 7:05 WSH	13 7:05 WSH	14 4:05 WSH	15 7:10 T STL	16 7:10 FW STL	17 7:10 STL
	18 1:10 F STL	19 7:10 SD	20 7:10 SD	21 12:35 S B SD	22	23 7:05 PIT	24 7:05 PIT
	25 1:35 PIT	26 7:10 MIA	27 7:10 MIA	28 7:10 MIA	29 7:10 MIA	30 8:15 STL	31 7:15 STL

REDS	SUN	MON	TUE	WED	THU	FRI	SAT
JUNE 2019							1 4:10 WSH
	2 1:10 R F WSH	3	4 8:15 STL	5 8:15 STL	6 1:15 STL	7 7:05 PHI	8 4:05 PHI
	9 1:05 PHI	10	11 7:10 CLE	12 1:10 CLE	13	14 7:10 M FW TEX	15 7:10 TEX
	16 1:10 F TEX	17 7:10 S HOU	18 7:10 E HOU	19 12:35 S B HOU	20 8:10 MIL	21 8:10 MIL	22 4:10 MIL
	MIL 2:10 F CHC 3:10	23	24	25 10:07 LAA	26 8:07 LAA	27	28 7:10 E FW CHC
	29	30					

REDS	SUN	MON	TUE	WED	THU	FRI	SAT
SEPTEMBER 2019	1 2:15 STL	2 6:40 PHI	3 6:40 PHI	4 2:10 PHI	5 12:35 T B PHI	6 7:10 ARI	7 4:10 ARI
	8 1:10 F ARI	9	10 10:10 SEA	11 10:10 SEA	12 10:10 SEA	13 9:40 ARI	14 8:10 ARI
	15 4:10 ARI	16 8:05 CHC	17 8:05 CHC	18 8:05 CHC	19	20 7:10 M NYM	21 4:10 R NYM
	22 1:10 F NYM	23	24 6:40 MIL	25 6:40 MIL	26 12:35 T B MIL	27 7:05 PIT	28 7:05 PIT
	29 3:05 PIT	30					

HOME
AWAY
INTERNATIONAL SERIES IN MONTERREY, MEXICO

reds.com

Times are ET. Games can be seen on FOX Sports Ohio and heard on the Reds on Radio Network. Schedule and promotions are subject to change.

FAMILY SUNDAYS F

PRESENTED BY KLOSTERMAN BAKERY

Sundays are family days at the ballpark! Enjoy a special ticket offer, live mascot races, face painters and more. Some restrictions apply. Available in advance of game day only. Tickets available at reds.com/Family.

SENIOR CITIZEN SPECIALS S

PRESENTED BY HUMANA

Fans 50 and older may purchase select non-premium tickets at half-price in advance of game day only. Each ticket includes free same-day admission to the Reds Hall of Fame and Museum. Excludes Fiopics District, Upper View Level, Value View and Kroger Bleachers.

BUSINESS DAY SPECIALS B

For \$20, fans can purchase a View Level ticket and receive \$10 in concession credits. Drop your business card in the container at a Fan Accommodation Station and you could win tickets to the next Business Day Game.

FIREWORKS FRIDAYS FW

CINCINNATI ZOO BALD EAGLE FLIGHTS E

"Sam" the Bald Eagle from the Cincinnati Zoo & Botanical Garden will perform a flight from the roof of the Center-Field Pavilion to the pitcher's mound during the singing of the national anthem.

MILITARY APPRECIATION DAYS M

Activities will include ceremonies honoring military groups. Special ticket offers are available for military members in advance of game day only at reds.com/Military.

THIRSTY THURSDAYS T

For all Thursday Reds home games excluding Opening Day, fans can purchase a \$30 package that includes a Field Box ticket and a \$10 concession credit valid for food and beverages. Available only at reds.com/Thursday.

RUN THE BASES DAYS R

Fans of all ages can line up after the game to run the bases, with a priority line for Reds Heads Kids Club members.