

ROCKIES



— 2019 COLORADO ROCKIES —

MEDIA GUIDE



HEAR THE ROCKIES

Since 1993, KOA NewsRadio has been the proud home of the Colorado Rockies.

Now, in 2019, that tradition continues.

Jack Corrigan and Jerry Schemmel bring you exclusive play-by-play of every Rockies game on 850 AM, 94.1 FM and over 30 stations throughout the Western United States on the KOA Rockies Radio Network.

KOANewsRadio.com





Colorado Rockies Baseball Club

Coors Field ♦ 2001 Blake Street ♦ Denver, CO 80205

www.Rockies.com

Facebook.com/Rockies ♦ Twitter: @Rockies ♦ PR Twitter: @RockiesPR ♦ Spanish Twitter: @LosRockies

GENERAL CLUB INFORMATION

Home: Coors Field (Seating cap 46,897; Ballpark cap 50,144)

First Game at Coors Field: April 26, 1995

Surface: Grass

Fences (LF-CF-RF): 347', 415', 350'

Founded: 1990, Colorado Baseball Partnership

Inaugural Season: 1993

Inaugural Home Opener: April 9, 1993, Mile High Stadium

League/Division: National League West

Colors: Purple, Black and Silver

Owner/Chairman & CEO: Richard L. Monfort

Owner/General Partner: Charles K. Monfort

Executive Vice President/GM: Jeff Bridich

Manager: Bud Black

Important Contact Numbers

Coors Field Main Number (303) 292-0200

Rockies Customer Service (303) ROCKIES

Rockies Tickets (303) ROCKIES

Salt River Fields at Talking Stick (480) 362-2800

Rockies Communications Department

Warren Miller (303) 312-2326

Cory Little (303) 312-2232

Nick Parson (303) 312-2327

Abby Sanders/Credentials (303) 312-2229

MLB Public Relations (212) 931-7878

TABLE OF CONTENTS

FRONT OFFICE 2-23

2019 ROCKIES 26-193

Manager, Coaches and Support Staff 26-39

40-Man Roster 40-42

Players A-D 44-86

Players E-J 87-115

Players K-M 116-139

Players N-R 140-164

Players S-Z 165-193

2018 IN REVIEW, MAJORS & MINORS 195-222

RECORDS & HISTORY 223-321

2019 OPPONENTS 323-334

SCOUTING & PLAYER DEVELOPMENT 335-352

Player Development Staff 337-338

Scouting 339-340

Draft History 341-342

Minor League Achievements 343

Triple-A Staff 344

Double-A Staff 345

High-A Staff 346

Low-A Staff 347

Short-Season A Staff 348

Rookie Level Staff 349

Dominican Summer League Staff 350-352

Minor League Player Bios 353-400

MEDIA INFORMATION 401-408

SPRING TRAINING 409-412

GENERAL INFORMATION 413-420

Community 414-415

Coors Field Information & Promotions 416-418

Index 419-420

2019 COLORADO ROCKIES MEDIA GUIDE

The 2019 Colorado Rockies Media Guide was produced by the club's Communications & Marketing Department. Information is as of February 15, 2019. Statistics provided by Elias Sports Bureau, STATS, LLC., Baseball Information System, Baseball-Reference and SABR. This publication was printed by Ben Franklin Press. All photos—unless otherwise noted—are courtesy of the Colorado Rockies Baseball Club. This guide is an official copyrighted publication; all rights reserved. Any reproduction of the guide without written permission from the Colorado Rockies Baseball Club is strictly prohibited.

© 2019 Colorado Rockies

Front Office Directory

Fr

EXECUTIVE OFFICERS

Owner/Chairman & Chief Executive Officer	Richard L. Monfort
Owner/General Partner	Charles K. Monfort
Executive Vice President/Chief Operating Officer	Gregory D. Feasel
Executive Vice President.....	Harold R. Roth
Executive Vice President & General Manager	Jeffrey T. Bridich
Vice President - Communications & Marketing.....	Jill Campbell
Vice President - International Scouting and Development.....	Rolando Fernandez
Vice President - General Counsel.....	Brian Gaffney
Vice President/Chief Customer Officer - Ballpark Operations.....	Kevin H. Kahn
Vice President - Community & Retail Operations	James P. Kellogg
Vice President - Chief Financial Officer	Michael J. Kent
Vice President - Ticket Sales, Operations & Services	Sue Ann McClaren
Vice President - Corporate Partnerships	Walker Monfort
Vice President - Scouting.....	William E. Schmidt
Vice President - Human Resources.....	Elizabeth E. Stecklein

EXECUTIVE OFFICE

Executive Assistant to the Owner/Chairman & Chief Executive Officer	Terry Douglass
---	----------------

BASEBALL OPERATIONS

Assistant to the Executive Vice President & General Manager	Irma Castañeda
Special Assistant to the General Manager	Danny Montgomery
Director - Pitching Operations	Mark Wiley
Assistant General Manager - Baseball Operations/Assistant General Counsel.....	Zack Rosenthal
Director - Baseball Operations.....	Domenic Di Ricco
Director - Baseball Research and Development.....	Trevor Patch
Manager - Baseball Research and Development.....	Jamie Hollowell
Analyst - Baseball Research and Development	Evan Eshleman
Data Engineer - Baseball Research and Development.....	Abi Sislo
Full Stack Developer - Baseball Research and Development	Bryce Leonard
Baseball Operations Fellow.....	Brittany Haby
Assistant General Manager - Player Development.....	Zach Wilson
Assistant Director - Player Development	Chris Forbes
Manager - Minor League Operations.....	Jesse Stender
Coordinator - Minor League Video/Baseball Operations Assistant.....	Jeff Nelson
Senior Director - Scouting Operations.....	Marc Gustafson
Assistant Director - Scouting Operations.....	Sterling Monfort
Assistant Director - Scouting	Damon Iannelli
Coordinator - Scouting Research/Staff Counsel	Matthew Obernauer
Assistant General Manager - Player Personnel	Jon Weil
Special Assistant - Player Personnel.....	Ty Coslow
Advance Scout.....	Joe Little
Advance Scout.....	Chris Warren
Senior Director - Major League Operations	Paul Egins
Baseball Operations Administrator/Special Projects.....	Adele Armagost
Senior Director - Medical Operations & Special Projects.....	Tom Probst
Head Athletic Trainer.....	Keith Dugger
Assistant Athletic Trainer.....	Scott Gehret
Director - Physical Performance.....	Gabe Bauer
Coordinator - Major League Physical Performance.....	Mike Jaspersen
Major League Operations Assistant/Bullpen Catcher	Aaron Muñoz
Manager - Major League Clubhouse	Mike Pontarelli
Coordinator - Major League Clubhouse.....	Tyler Sanders
Culinary Nutritionist.....	Tyler Hines
Assistant Culinary Nutritionist.....	Tyler Karpechik
Manager - Clubhouse Purchasing/Visiting Clubhouse	Alan Bossart
Video Coordinator.....	Brian Jones
Major League Interpreter	Eugene Koo

BUSINESS OPERATIONS

Assistant to the Executive Vice President/Chief Operating Officer	Kimberly Olson
---	----------------

BALLPARK OPERATIONS

Assistant to the Vice President/Chief Customer Officer - Ballpark Operations.....	Lenus Lucero
Senior Director - Food Service Operations & Development	Albert Valdes
Ballpark Services & Events Coordinator	Marty DeRosier

(Front Office Directory, continued)

Senior Director - Guest Services	Steven Burke
Manager - Guest Services	Brian Schneringer
Manager - Guest Services	Sandy Seta
Supervisor - Guest Services	Steve Wierenga
Assistant - Guest Services	Emma D'Orazio
Senior Director - Security	Tony Lopez
Head Groundskeeper	Mark Razum
Assistant Head Groundskeeper	Doug Zabinsky
Groundskeeping Assistant	Collin Reedy
Groundskeeping Assistant	Adam Steward
Senior Director - Engineering and Facilities	Allyson Gutierrez
Director - Engineering	Randy Carlill
Manager - Engineering	Anthony Cowell
Engineering Administrator	Colleen McBride
Maintenance Mechanic	Donny Gerber
Manager - Audio & Video	Scott Magennis
Engineer - Audio & Video	Daniel Abe
Engineer - Audio & Video	Drew Wagner
Sign & Vinyl Graphic Production Installer	Tyler Sheppard
Engineer	Matthew Bensko
Engineer	Richard Cordova
Engineer	Kenneth Funderburg
Engineer	Gilbert Hernandez
Engineer	James Leflar
Engineer	Steven Lohr
Engineer	Jeff Olson
Engineer	Ernest Sandoval
Engineer	David Turley
Engineer	Mark Young
Senior Director - Information Systems	Mike Bush
Senior Technology Advisor	Bill Stephani
Manager - Information Systems	Matt Stack
Voice/Network Administrator	Jeff Von Feldt
Help Desk Coordinator	Luella Ozawa
Assistant - Information Systems Support	Alex Abbott

COMMUNICATIONS & MARKETING

Senior Director - Communications	Warren Miller
Supervisor - Communications	Cory Little
Coordinator - Communications	Nick Parson
Coordinator - Spanish Language Translator/Communications	Abby Sanders
Director - Brand Management & Social Media	Julian Valentin
Coordinator - Marketing	Lauren Jacaruso
Assistant - Social Media	Nicole Morris
Editor/Designer - Communications & Marketing	Sarah Topf
Graphic Designer & Marketing Assistant	Justin Cox
Team Photographer	Matt Dirksen

COMMUNITY & RETAIL OPERATIONS

Assistant to the Vice President - Community & Retail Operations	Kelly Hall
Director - Community Affairs	Dallas Davis
Manager - Community Affairs/Archives	David Beckel
Coordinator - 50/50 Raffle	Sarena Espinoza
Administrator - Community and Retail Operations	Antigone Vigil
Senior Director - Retail Operations	Aaron Heinrich
Assistant Director - Retail Operations	Kristi Baxter
Manager - Authentics Program, Coors Field	Jon Willeman
Manager - Rockies Dugout Store, Aurora	Holden Chase
Manager - Rockies Dugout Store, Colorado Springs	Trent Hale
Manager - Rockies Dugout Store, FlatIron Crossing	Tina Kopp
Manager - Rockies Dugout Store, Greeley	Robin Rollins
Manager - Rockies Dugout Store, Littleton	Michael Ryan
Supervisor - Coors Field Receiving & Distribution Center	Penny Stermer

CORPORATE PARTNERSHIPS

Assistant to the Vice President - Corporate Partnerships	Nicole Scheller
Senior Director - Client Services and Events	Kari Anderson
Coordinator - Client Services	Amy Gomez

(Front Office Directory, continued)

Coordinator - Client Services and Events.....	Katie Shepard
Coordinator - Client Services.....	Grace Tynecki
Assistant Director - Corporate Partnerships.....	Nathan VanderWal
Account Executive - Corporate Partnerships.....	Samuel Porter
Account Executive - Corporate Partnerships.....	Chris Zumbrennen
Senior Director - In-Game Entertainment & Broadcasting.....	Kent Krosbakken
Supervisor - RockiesVision.....	Jeff Donehoo
Video Editor/Motion Graphics Producer - RockiesVision.....	Marcus Allen
Video Editor/Motion Graphics Producer - RockiesVision.....	Megan Tynecki
Videographer/Editor - RockiesVision.....	Kyle Woodiel
Public Address Announcer.....	Reed Saunders
Manager - Promotions & Event Operations.....	Brady O'Neill
Coordinator - Promotions & Event Operations/Broadcasting.....	Beverly Coleman
Coordinator - Promotions & Event Operations.....	Alex Hill
Coordinator - Promotions & Event Operations.....	Emily Willson
Mascot Coordinator.....	Justin Roe

HUMAN RESOURCES

Human Resources Administrator.....	Melanie James
------------------------------------	---------------

TICKET SALES, OPERATIONS & SERVICES

Senior Director - Season Tickets, Renewals & Business Strategy.....	Jeff Benner
Assistant Director - Season Tickets.....	Farrah Magee
Season Ticket Representative - Data Development.....	Sara Bergerson
Season Ticket Representative - Customer Engagement.....	Ryan Wetterich
Representative - VIP Services Season Tickets.....	Michaela Wilson
Senior Director - Ticket Services, Finance & Technology.....	Kent Hakes
Assistant Director - Ticket Operations.....	Kevin Flood
Manager - Ticket Operations.....	Scott Nixon
Coordinator - Ticket Operations.....	Ashley Schultz
Representative - Ticket Operations.....	Leah Watts
Manager - Ticket Technology.....	Becky Arrieta
Representative - Ticket Technology.....	Megan McMahill
Representative - Ticket Technology.....	Josh Rickey
Assistant - Ticket Finance/Analytics.....	Brenna Nelson
Manager - Ticket Services.....	James Valdez
Representative - Ticket Services.....	Vinessa Needham
Senior Director - Groups, Suites & Outbound Sales.....	Matt Haddad
Supervisor - Group Sales.....	Reuben Donnelly
Account Executive - Group Sales.....	Hannah Browne
Account Executive - Group Sales.....	Daniel Murphy
Assistant - Group Sales.....	Sydney Ware
Assistant Director - Suites & Party Facilities.....	Traci Abeyta
Supervisor - Suites & Party Facilities Operations.....	Andy Finley
Representative - Suites & Party Facilities.....	Ryan Keeler
Representative - Suites & Party Facilities.....	Jamie Parker
Manager - Inside & Outbound Sales.....	Grayson Beatty
Coordinator - Inside & Outbound Sales.....	Danielle Brooks
Supervisor - Inside Sales.....	Justin Bennett
Senior Account Executive - Outbound Sales.....	Tyler Starkey
Senior Account Executive - Outbound Sales.....	Todd Thomas
Account Executive - Outbound Sales.....	Andrew Finney
Account Executive - Outbound Sales.....	David Gaston
Account Executive - Outbound Sales.....	John Swenson

FINANCE

Assistant to the Executive Vice President.....	Tammy Vergara
Senior Director - Procurement.....	Gary Lawrence
Coordinator - Procurement.....	Gloria Giraldi
Business Intelligence Analyst.....	Marat Biyashv
Senior Director - Accounting.....	Phil Emerson
Accountant.....	Joel Binfet
Accountant.....	Laine Campbell
Payroll Administrator.....	Juli Daedelow
Payroll Assistant.....	Brandon Krueger



Richard L. Monfort

Owner/Chairman & Chief Executive Officer

Dick Monfort enters his 22nd season with the Rockies franchise in 2019 and continues in his role as Owner/Chairman and Chief Executive Officer for the club. A Colorado native, Monfort and the Colorado Rockies Ownership Group have established the Colorado Rockies Baseball Club as a leading organization in the Rocky Mountain Region in both sports and business.

Brothers Dick and Charlie Monfort have done extensive community outreach through their family-directed Monfort Family Foundation. In September 2004, the Monfort Family Foundation gifted \$10 million to Children's Hospital Colorado for the construction of a new medical facility in Aurora, Colo. The oncology floor of the new


hospital is named in memory of Rick Wilson, a cousin of the Monfort family. The foundation is a longtime provider of funding and endorsement for the Boys & Girls Clubs in Metro Denver and Weld County. Also active in higher education, the Monfort family supports the Monfort School of Business at the University of Northern Colorado and the Monfort Excellence Fund at Colorado State University; both impact students, faculty and the Northern Colorado community through scholarships for exceptional students and support of outstanding faculty. Other organizations that have benefited from the Monfort family's years of philanthropic work include CU Cancer Center, Craig Hospital, United Way, the Denver Art Museum and Habitat for Humanity.

Individually, Monfort was the 2008 recipient of the United Way of Weld County Humanitarian of the Year Award—an award his father, Kenny Monfort, received twenty years earlier. Monfort is currently the Chairman of the University of Northern Colorado Board of Trustees and the Chairman of the Board of Directors of University of Colorado Health.

Monfort spent 25 years in the cattle business, primarily with his family's company. In 1987, he was named president of Monfort of Colorado, Inc., a subsidiary of ConAgra, and in 1991 became president and CEO of ConAgra Red Meats. After retiring from ConAgra in 1995, he helped launch the Montera Cattle Company in 1996.

A 1976 graduate of the University of Northern Colorado, Monfort has a bachelor's degree in business management. In May 2012, Colorado State University President Tony Frank awarded the honorary degree of Doctor of Humane Letters to Monfort in recognition of his significant contributions to Colorado industry and higher education. Also in May 2014, he was awarded an honorary Doctor of Business Administration in Entrepreneurship by Johnson & Wales University.

Monfort has three children: daughter Dr. Lyndsey Grae M.D. and sons Walker and Sterling, who both work with him at the Colorado Rockies. Dick currently resides in Denver with his wife Karen.



Charles K. Monfort

Owner/General Partner



Charlie Monfort, Owner/General Partner, is a club founder and has been one of the Rockies' managing general partners since 1992.

Brothers Dick and Charlie Monfort have done extensive community outreach through their family-directed Monfort Family Foundation. In September 2004, the Monfort Family Foundation, gifted \$10 million to Children's Hospital Colorado for the construction of a new medical facility in Aurora, Colo. The oncology floor of the new hospital is named in memory of Rick Wilson, a cousin of the Monfort family. In addition, the family funded a display of artwork, photography and Rockies memorabilia to enhance the seventh floor of the hospital. The foundation is a longtime provider

of funding and endorsement for the Boys & Girls Clubs in Metro Denver and Weld County. In 2012, they matched dollar for dollar on fans' collected contributions for Coloradans devastated by summer wildfires. Also active in higher education, the Monfort family supports the Monfort School of Business at the University of Northern Colorado and the Monfort Excellence Fund at Colorado State University; both impact students, faculty and the Northern Colorado community through scholarships for exceptional students and support of outstanding faculty. Other organizations that have benefited from the Monfort family's years of philanthropic work include CU Cancer Center, Craig Hospital, United Way, the Denver Art Museum and Habitat for Humanity.

Charlie was named president of Monfort International Sales Corporation in 1988, and under his guidance, it became one of the largest beef exporters in the world and the leading exporter of beef products to Asia. In 1990, Monfort became president of ConAgra Refrigerated Foods International, Inc., which consolidated Monfort International Sales Corporation with all of ConAgra's international refrigerated foods companies. Charlie resigned from ConAgra in late 1997 in order to concentrate on his leadership role with the Rockies.

Monfort has a bachelor's degree in marketing & business management from the University of Utah (1982) and served as president of Kappa Sigma Fraternity. He currently serves on the Special Olympics Board of Directors, is a member of the Advisory Board for the University of Utah and is an active supporter of the Denver Dream program.

Monfort continues to make his home in Greeley, Colo., and has four children: son Kenny, daughter Ciara and twins, son Lucas and daughter Danica.



Monfort greets Rockies fans as they enter the ballpark on Opening Day.



Dick and Charlie pose in front of the home plate entrance.

Colorado Rockies Ownership Group

Linda Alvarado

Alvarado Construction, Inc.

Linda Alvarado is President and CEO of Alvarado Construction, Inc., a Denver based commercial general contractor, construction manager, development, design/build and proper ojects across the United States and internationally.

Alvarado is also a corporate director of Pitney Bowes and the Mayo Clinic Board of Trustees. She is an inductee of the Latin American International Sports Hall of Fame, the National Women's Hall of Fame, the National Minority Business and the Women's Business Enterprise Hall of Fame.

Alvarado is very committed in providing assistance and opening doors for others to have opportunities to achieve their goals. Among her leadership positions in civic and charitable organizations Alvarado is a founding trustee of The Rose Community Foundation, a director of the Taco Bell Foundation, founding member of the Denver Hispanic Chamber of Commerce, the Colorado Latino Community Foundation, Commissioner of the White House Initiative for Hispanic Excellence in Education, and was presented the Manny Mota Foundation Pinch Hitter Award at Dodger Stadium for her leadership raising money to assist families in the Dominican Republic.

The Denver Post, LLC

The Denver Post, LLC is Colorado's leading source for news and information. It is the state's largest daily newspaper as well as a diverse portfolio that includes a network of digital, mobile, search, social, video and print products and local news sites DenverPost.com, TheKnow.DenverPost.com, DailyCamera.com, and TimesCall.com among others.

Marne Obernauer, Jr.

Breakthru Beverage Group

Marne Obernauer, Jr., is a director of Breakthru Beverage Colorado, a major wholesale distributor of fine wines, spirits and craft beers in Colorado, and he is a member of the Board of Directors of its parent company, Breakthru Beverage Group, a national wholesale organization.

From 1982-98, Obernauer was chairman and CEO of Devon Group, Inc., a publicly traded company engaged in a broad range of graphic arts services and products.

Obernauer is a founding member of the American Business Conference and is a director of the Committee for a Responsible Federal Budget. He is a member of the Leadership Council of the Yale School of Forestry and Environmental Studies and is a member of the Visiting Committee of the Dana Farber Cancer Institute. He is also a founder and former chairman of the Board of LIFT, a national student volunteer service organization linking families in need with the resources and opportunities necessary to become self-sufficient.

SAMT Sports 2013 LLC

SAMT Sports 2013 LLC is an investment group led by Jay D. Stein and David N. Eskenazi. Stein and Eskenazi are commercial real estate developers (Sandor Development) with offices in Arizona and Indiana. Sandor is one of the nation's largest privately held shopping center owners. In addition to the core Sandor enterprise, Stein and Eskenazi own Sand Capital, which purchases distressed real estate assets and notes. Both are active in various not-for-profit boards in their respective communities. Stein was instrumental in the establishment of Camp Daisy and Harry Stein, a summer camp in Prescott, Ariz., named in honor of his parents. Eskenazi took a lead role on the board serving the Sidney D. and Lois Eskenazi Hospital, the public hospital serving Indianapolis, Ind., and greater Marion County.

Other members of the SAMT Sports 2013 LLC group include Sandy Eskenazi, Dori Eskenazi Meyers, Sheldon Gross, Alan Zekelman and John McEvoy.

ABBY GREER AWARD WINNERS

Given to Spring Training MVP, in memory of a young Rockies fan who died in a car accident near Coors Field.

Year	Name	Year	Name
2018	Mike Tauchman	2010	Jonathan Herrera, Mike Paulk
2017	Stephen Cardullo	2009	Ryan Spilborghs
2016	Trevor Story	2008	Jayson Nix
2015	Matt McBride	2007	Troy Tulowitzki
2014	Brandon Barnes, Tim Wheeler	2006	Ian Stewart
2013	Corey Dickerson	2005	Cory Sullivan
2012	Tom Runnells	2004	Luis Gonzalez
2011	Rex Brothers, Ben Paulsen		

Colorado Rockies Officers

Fr



Greg Feasel
Executive Vice President/Chief Operating Officer

Greg Feasel is in his 24th year with the Colorado Rockies and ninth as chief operating officer. In this role, Feasel manages all aspects of the organization's business operations, including all revenue areas, customer service, ticket sales and operations, corporate partnerships, communications, marketing, broadcasting, community affairs, merchandising, promotions, special events, private suites and party facilities, information systems, human resources, ballpark operations and capital improvements.

Feasel joined the Rockies prior to the 1996 season after serving as a division director of sales and marketing for Coca-Cola Enterprises, where he was responsible for all revenue areas and key accounts while overseeing the day-to-day operations of a distribution and sales center. Feasel is also a former educator in Texas and Colorado.

A graduate of Abilene Christian University, Feasel was inducted into the school's Sports Hall of Fame in 2005. Along with his brother, Grant, he was also selected for the ACU All-Century Team in 2005. Feasel was a professional football player from 1983-87, and his career included time with the Green Bay Packers, San Diego Chargers and the Denver Gold in the United States Football League.

In addition to his responsibilities with the Rockies, Feasel is also active in the community. He currently serves as a board member of the Downtown Denver Partnership/Denver Civic Ventures Board, VISIT DENVER and is executive director of the Colorado Rockies Baseball Club Foundation.

Greg and his wife Lynn have one daughter, Zoie.



Hal Roth
Executive Vice President

Hal Roth begins his 27th year with the Colorado Rockies. He is currently an Executive Vice President of the Club and serves as the Chief Financial Officer and Chief Legal Officer of the General Partner, having previously served in the same capacity for the Rockies. He also currently serves as a trustee of Major League Baseball's Non-Uniformed Personnel Pension Plan, as well as a member of the MLB Insurance Committee.

Prior to joining the club, Roth was a partner with the public accounting firm of Coopers & Lybrand for 19 years, 1975-93, where he specialized in taxation. He holds a bachelor's degree from Albion College, an M.B.A. and J.D. from the University of Denver and an L.L.M. (in Taxation) from New York University. Roth is also a certified public accountant (inactive) and a member of the Colorado Bar.

Roth has served on a variety of charitable boards, including the Colorado Council on Economic Education, Colorado Children's Chorale, the Colorado Neurological Institute and Seniors, Inc. He is currently an advisor to DECA, a high school business program, and serves as a Director of COPIC, an insurance company. Roth's hobbies include golf, skiing and hiking in Colorado and Wyoming during the summer. Hal and his wife Connie reside in Englewood and have two sons, Rory (wife Lisa) and Reilly, and one granddaughter, Penelope.



Jeff Bridich
Executive Vice President - General Manager

Jeff Bridich enters his fifth season as the general manager of the Colorado Rockies after being named to the position on Oct. 8, 2014. After four seasons as a senior vice president, he was promoted to executive vice president this past offseason. Last year marked his 14th season in a leadership role within the Rockies' baseball operations department.

Prior to his promotion to GM, he served as the Rockies' senior director of player development from December 2011-October 2014. He joined the Rockies' front office in December 2004 as manager of Minor League operations and held the position of senior director of baseball operations from 2006 to 2011. Bridich came to Colorado after working in the Office of the Commissioner for Major League Baseball from 2001-04. In that role, he worked closely with each Major League team in areas pertaining to Minor League contracts and transactions.

A graduate of Harvard University in 2000, the Milwaukee native played four seasons as a catcher and outfielder for the Crimson, serving as a tri-captain his senior year.

Jeff and his wife Sarah reside in Denver. They have two children.

(Colorado Rockies Officers, continued)



Jill Campbell
Vice President - Communications & Marketing

Jill Campbell enters her 27th season with the Rockies, fifth as vice president of communications & marketing. Campbell oversees all aspects of the club's public relations and media relations functions, advertising, marketing, publications, photography and social media.

Campbell began her career with the Rockies in the fall of 1992 and has served a variety of business, ticketing, marketing and advertising roles with the organization, including senior director of advertising, marketing, publications and social media prior to her promotion to vice president in November 2014. She has been instrumental in designing and developing the club's print and broadcast advertising campaigns, social media strategies, marketing programs, special events like Rockies Fest and the Caravan, a variety of organizational publications, including the monthly *Rockies Magazine*, as well as overseeing baseball and business communications/PR functions for the organization.

Born in Santa Clara, Calif., and raised in St. Louis, Mo., Jill earned a bachelor's degree in English at UCLA, while working in entertainment publicity and on staff at UCLA's *Daily Bruin* newspaper.



Rolando Fernandez
Vice President - International Scouting & Development

Rolando Fernandez begins his 27th season with the Rockies organization and fifth as vice president of international scouting & development. He previously served as the senior director of international scouting. Fernandez oversees all aspects of international scouting, including player signings, scouting, player development and day-to-day operations.

In 2005, Fernandez was honored as the Rockies' Herb Hippauf Scouting Award recipient, presented annually to the individual that exemplifies loyalty, dedication, honesty and a commitment to doing what is in the best interest of the Colorado Rockies. Prior to his current role, he spent four seasons as the roving Latin American coordinator and, in 1999, was named the Rockies' Player Development "Man of the Year."

Prior to heading up the Rockies' international scouting efforts, Fernandez also coached the Rockies' Arizona Rookie League club from 1994-97 and the High-A Visalia affiliate for half of the 1993 season. Before joining the Rockies, the former outfielder played three years in the Chicago Cubs organization. Fernandez was drafted by the Cubs in the 1990 First-Year Player Draft.

A 1990 graduate of Northwestern State University of Louisiana, Fernandez has a bachelor's degree in advertising. Rolando is married to Kim Velazquez and has two daughters, Sofia Camille and Adriana.



Brian Gaffney
Vice President - General Counsel

Brian Gaffney enters his second season with the Colorado Rockies, his first as Vice President - General Counsel. Prior to his promotion to Vice President, Gaffney was the club's general counsel. Gaffney is responsible for all legal aspects and functions of the club, including corporate governance, drafting and negotiating contracts, and managing litigation.

Prior to joining the club, Gaffney was a partner with the law firm of Snell & Wilmer LLP. in Denver for over 10 years, where he specialized in corporate mergers and acquisitions, real estate, bankruptcy, restructuring and commercial finance law. He is admitted to practice law in Colorado and Texas (inactive) in a variety of courts, including the Colorado Supreme Court, the United States District Court for the District of Colorado and the Ninth Circuit Court of Appeals. While in private practice, Gaffney was named Colorado Super Lawyers® Rising Star four times (2014-2017). Gaffney is a member of the State Bar of Colorado, the Denver Bar Association and the Sports Lawyers Association.

Gaffney is a member of the Board of Directors for the Colorado Sports Hall of Fame and the National Football Foundation (Colorado Chapter) and has been involved with a variety of charitable organizations, including the Rocky Mountain Stanford Alumni Association, the Global Down Syndrome's Dare to Play Camp, and the Boys and Girls Club of Denver.

Born and raised in Phoenix, Ariz., Gaffney holds a bachelor's in political science, with honors, from Stanford University (2003), a master's in political sociology from Stanford University (2004), and earned his J.D., with honors, from University of Texas at Austin (2007). Gaffney was also a four-year letterman in football at Stanford University, where he was a linebacker and a member of Stanford's teams that won the 2000 Pac-10 Championship, the 2000 Rose Bowl and the 2001 Seattle Bowls. He was also the Special Teams Player for the Year for Stanford in 2003.

Brian and his wife Abby reside in Highlands Ranch, Colo., and have four children: Molly, Mason, Nolan and Tobin.



Kevin Kahn
Vice President/Chief Customer Officer - Ballpark Operations

Kevin Kahn begins his 26th season with the Rockies and 19th as vice president of ballpark operations. In December 2003, the club named Kahn its first-ever chief customer officer, charging him with the responsibility of overseeing the Coors Field Customer Service Committee, a diverse group of Rockies and partner employees whose sole purpose is to continually strive for and uphold the highest standards of service provided by the Rockies and Coors Field service partners for all of the club's employees, guests and sponsors. Kahn also directs all aspects of ballpark operations, including the club's partnership with the Coors Field food service provider, Aramark. He is a member of Major League Baseball's Security & Facility Management Advisory Committee.

Prior to being named vice president, Kahn was senior director of Coors Field operations from 1997-2000. He was the director of stadium services his first three seasons with the club. Kahn has been involved with professional baseball for 37 years, previously working for the Oakland Athletics from 1981-93. He started as an operations assistant before being named director of stadium operations in 1987. He spent his last seven seasons with the A's in that capacity.

The Oakland, Calif., native graduated from Bishop O'Dowd High School. He went on to receive his bachelor's degree in business administration from California State University-Hayward.

Kevin has two children, Haley and Kyle and resides in Highlands Ranch with his wife Lisa.



Jim Kellogg
Vice President - Community & Retail Operations

Jim Kellogg enters his 14th year as vice president of community and retail operations after being named to the position on Jan. 1, 2006. Overall, 2019 will be his 26th season with the Rockies organization.

Kellogg is responsible for directing the Rockies' retail operations as well as heading the community affairs department. He works directly with players and coaches as the liaison between the organization and the community. His community work is a reflection of the Rockies' contributions to youth education and health. His duties include overseeing the Colorado Rockies Baseball Club Foundation, in addition to overseeing the Rockies Dugout Stores, Coors Field retail and club archives.

Prior to joining the Rockies, Kellogg spent eight years with Mercantile Stores. He serves on the board of directors for the Lower Downtown District, Inc., is the current chairman of the Children's Hospital Colorado Foundation's Corporate Leadership Council and sits on the Board of Denver Sports.

A graduate of Denver's J.K. Mullen High School, Kellogg attended Colorado State University and received his bachelor's degree from Regis University in 1987. Jim and his wife Chell reside in Highlands Ranch, Colo. They have a son Danny (wife Elizabeth) and a daughter Amanda (husband Austin).



Michael Kent
Vice President - Chief Financial Officer

One of the original Rockies officers, Michael Kent joined the organization in January 1992, and enters his 28th year with the club.

Kent is in contact with every department in the organization, assisting them with financial planning and budgeting. He is responsible for financial reporting, cash management, club insurance and benefits. Kent came to Colorado after a decade with the Philadelphia Phillies (1982-91) where he served as controller. Prior to joining the Phillies, he worked in the Long Island, N.Y., office of Deloitte Haskins & Sells, providing accounting services to small and growing businesses.

He attended Villanova University and graduated with a degree in accounting in 1979. Michael and his wife Mary have five children: Jonathan, Laura (husband Branden), Timothy, Bryan and Nicole. The family resides in Highlands Ranch, Colo.



Sue Ann McClaren
Vice President - Ticket Sales, Operations & Services

Sue Ann McClaren joined the Rockies in October of 1992 and was responsible for beginning the ticket sales department for the new expansion team. This included hiring a staff, developing policies and managing the sales of all tickets before the inaugural season. Entering her 27th season with the club and her 42nd year in Major League Baseball, McClaren was named vice president on Dec. 1, 1995, becoming the Rockies' first female officer.

McClaren served as director of ticket sales in 1993, during which the Rockies set Major League records for highest attendance in a single game, night game, three-game series and single season. Colorado led the Majors in attendance for each of its first seven seasons of existence (1993-99) and has drawn more than 71 million since 1993.

Prior to joining Colorado, McClaren worked for 15 years in the sales department with the St. Louis Cardinals, who won three NL pennants and one World Series title during that time. She was director of ticket sales with the Cardinals before joining the expansion Rockies. Sue Ann is a graduate of William Woods College in Fulton, Mo.



Walker Monfort
Vice President - Corporate Partnerships

Walker Monfort enters his 10th year working in a full-time capacity for the Colorado Rockies, and his fifth year as the club's vice president of corporate partnerships.

Monfort is responsible for the oversight and management of the club's revenue generated through sponsorship of the Rockies, including oversight of the club's promotions department, in-game entertainment and RockiesVision production.

Monfort officially joined the Rockies front office on a full-time basis in December 2009, after four years of work in a part-time capacity in several departments across the organization. From 2005-08, Monfort worked summers on the grounds crew, in the visiting clubhouse, in the ticket office and on the gameday promotions team. From 2009-13, Monfort worked in the baseball operations department with a focus on the Rockies' Minor League operations and player development. In 2014, Monfort was appointed director of corporate partnerships, which led to a promotion to vice president of the department. Monfort is also an active board member on the Executive Committee of ACE Scholarships, an organization focused on providing financial resources to ensure quality education for kids.

Monfort, 32, graduated from Colorado State University in December 2009. He earned a bachelor's degree in journalism and a minor in business administration. Walker is a product of Eaton (Colo.) High School, and currently resides in Denver.



Bill Schmidt
Vice President - Scouting

Bill Schmidt began his direction of the scouting department on Oct. 1, 1999. He was named vice president of scouting on Jan. 2, 2007.

Schmidt, 59, joined the Rockies from the Cleveland Indians, where he served four seasons (1995-1999) as a national crosschecker. Before that, Schmidt supervised the Southern California, Arizona and Nevada regions for the New York Yankees (1988-95). He worked for the Major League Baseball Scouting Bureau from 1987-88 after launching his scouting career with the Cincinnati Reds (1982-84). All told, Schmidt has over 30 years

of scouting experience. His first job out of college was as head baseball coach at his alma mater, Magnolia High School, in Anaheim, Calif. He also assisted at Santa Ana Junior College (1982-84) and Arizona State University (1985). Professionally, he coached in the Pioneer League for the Reds (1984) and Brewers (1986), before his three seasons coaching the Yankees' New York-Penn League club (1991-93).

Schmidt has a master's degree from Azusa Pacific and a bachelor's degree from Cal. State, Long Beach. Bill and his wife Linda have two sons, Andrew and Matthew.



Elizabeth Stecklein
Vice President - Human Resources

One of the Rockies' first employees, Liz Stecklein was hired in December 1991 and enters her 14th year as vice president of human resources after being named to the position on Jan. 1, 2006. Prior to that, she was director of personnel and administration (1995-1998) and senior director of human resources (1998-2005).

Stecklein oversees all human resources matters for the organization. Prior to joining the Rockies, Stecklein spent 20 years in employee relations for Exxon Company, USA, before the company's relocation. Stecklein is a graduate of Denver's Cathedral High School.

Liz and her husband Steve have two children, Stephen and Kristin, and five grandchildren.

Fr

**ROCKIES PLAYERS NAMED
TO THE ALL-STAR FUTURES GAME**

2018:

INF Brendan Rodgers (USA)
RHP Jesus Tinoco (World)

2017:

INF Ryan McMahon (USA)
INF Brendan Rodgers (USA)

2016:

OF David Dahl (USA)
RHP Jeff Hoffman (USA)
OF Raimel Tapia (World)

2015:

INF Trevor Story (USA)
OF Raimel Tapia (World)

2014:

INF Rosell Herrera (World)

2013:

RHP Eddie Butler (USA)

2012:

INF Nolan Arenado (USA)
RHP Edwar Cabrera (World)

2011:

INF Nolan Arenado (USA)
C Wilin Rosario (World)

2010:

LHP Christian Friedrich (USA)
C Wilin Rosario (World)

2009:

RHP Jhoulys Chacin (World)
INF Eric Young Jr. (USA)

2008:

OF Dexter Fowler (USA)
RHP Ryan Mattheus (USA)
RHP Casey Weathers (USA)

2007:

LHP Franklin Morales (World)
INF Ian Stewart (USA)

2006:

INF Joe Koshansky (USA)
INF Troy Tulowitzki (USA)

2005:

C Chris Iannetta (USA)
RHP Juan Morillo (World)

2004:

LHP Jeff Francis (World)

2003:

INF Rene Reyes (World)
RHP Chin-Hui Tsao (World)

2002:

RHP Aaron Cook (USA)
RHP Jason Young (USA)

2001:

RHP Jason Young (USA)

2000:

C Ben Petrick (USA)
RHP Chin-Hui Tsao (World)

1999:

C Ben Petrick (USA)

Colorado Rockies Baseball Operations Department



Zack Rosenthal

Assistant General Manager - Baseball Ops./Assistant General Counsel

Zack Rosenthal enters his 14th season with the Rockies and fifth as assistant general manager of baseball operations and assistant general counsel.

Rosenthal joined the Rockies in 2006 as an intern in player development, after interning for the Boston Red Sox in Fenway Affairs and working as an account manager with the Oakland Athletics. After his internship with the Rockies, Rosenthal was hired as a baseball operations assistant and assistant general counsel, a post he held for four seasons, before serving as the club's director of baseball operations and assistant general counsel for five seasons.

In his current role, Rosenthal assists General Manager Jeff Bridich with contract matters, player transactions, payroll management, salary arbitration, statistical analysis, Major League roster oversight, rules administration, advanced scouting, as well as team operations, daily budgeting and capital expense management, and all legal matters involving the baseball operations department. Additionally, as the club's assistant general counsel he assists with business matters, litigation and other legal issues as needed.

After receiving his bachelor's degree in mass communication from the University of California, Berkeley, Rosenthal earned his J.D. at Boston University School of Law as well as his master's degree in communications from Boston University College of Communication.

Zack and his wife Kara were married in October 2007, and they currently live in Denver with their daughter, Preston.



Jon Weil

Assistant General Manager - Player Personnel

Jon Weil begins his 14th season with the Rockies organization and his 24th season working in Major League Baseball.

Weil was promoted to his current role in November of 2014. In this role, he assists General Manager Jeff Bridich in player personnel acquisitions and oversees both the Rockies' Major League and Minor League scouting efforts. Additionally, he evaluates the Rockies' Major League club and Minor League system, while also evaluating players for acquisition. Prior to his current role, Weil served as the Rockies' director of professional scouting from 2010-2014, after being promoted from manager of professional scouting, a role he served in for two years. In 2012, he was awarded the Herb Hippiauf Scouting Award, presented annually to the individual that exemplifies loyalty, dedication, honesty and a commitment to doing what is in the best interest of the Colorado Rockies. Prior to working in professional scouting, Weil worked as the Rockies' manager of Minor League operations for two years, assisting in the operations of the player development department. Weil came to the Rockies after spending nearly five years as an area scout for the Kansas City Royals, where his territory included Georgia, Tennessee and Kentucky. His baseball career began while working as a Florida Marlins bat boy in 1996 and 1997, the year they won the World Series title. In 1998 and 1999, he interned in Florida's player relations and scouting departments, then went on to complete MLB's Scout Development Program in 2000.

A native of Hollywood, Fla., Weil graduated from Hollywood Hills High School in 1996. In 2000, he earned a bachelor's degree in business management from the University of Florida, graduating with honors. Subsequently, he received a master's degree in sports management from Nova Southeastern University.

Jon and his wife Laura reside in Denver with their daughters, Anabella and Kendall.



Zach Wilson

Assistant General Manager - Player Development

Zach Wilson enters his 18th season with the Rockies organization, his first as assistant general manager of player development after being promoted in January 2019. Previously, Wilson spent the last five seasons as the senior director of player development.

Wilson began his baseball career with the Rockies' amateur scouting department, where he spent nine seasons, rising to assistant director. During that time, he supervised all amateur scouting personnel, managed the day-to-day operations of the department, organized the First-Year Player Draft and served as the area scout for Colorado and Wyoming. In 2010, Wilson was recognized with the Herb Hippiauf Scouting Award, presented annually to the individual that exemplifies loyalty, dedication, honesty and a commitment to doing what is in the best interest of the Colorado Rockies.

In January 2011, Wilson was promoted to assistant director of player development, working closely with then senior director of player development and current Executive Vice President & General Manager Jeff Bridich. In his current role, Wilson oversees the development of each Minor League player on the Rockies' eight affiliated farm teams.

A former collegiate second baseman, Wilson played two years at Vincennes University (1997-98), earning Junior College All-American honors in 1997, and two years at Indiana-Purdue University at Fort Wayne (1999-2000), where he was inducted into the Athletic Hall of Fame in February 2016. He received his bachelor's degree in business from Indiana University.

He and his wife Jenny reside in Denver with their daughter, Jadie.



Irma Castañeda Assistant to Executive Vice President & General Manager

Irma Castañeda begins her 23rd season with the Rockies, fifth year in the baseball operations department and her first as the assistant to the executive vice president and general manager.

Castañeda began working in baseball in 1985 for Milwaukee's Double-A affiliate, the El Paso Diablos, as a seasonal worker until the 1993 season. During the 1995 All-Star FanFest in Arlington, Texas, she served as an event manager, and in 1996, she worked as a ticketing trainee with the Atlanta Braves Triple-A affiliate, the Richmond Braves. In September 1996, Castañeda was hired part-time in the Rockies call center before becoming a full-time employee in the group sales department. In May 2001, she was named assistant to the

director of communications/public relations and eventually assistant to the vice president of communications/public relations.

A 1996 graduate of the University of Texas at Austin, Castañeda majored in sport management with a minor in business administration. She worked in the sports information department during her time at UT. Born and raised in El Paso, Texas, Irma lives in Morrison, Colo., and has two daughters, Larissa and Tatiana.



Vinny Castilla Special Assistant to the General Manager

Vinny Castilla is a club original and one of the most popular players in franchise history; 2019 marks his 12th season as special assistant to the general manager.

Castilla, a native of Oaxaca, Mexico, was selected by the Rockies in the 1992 Expansion Draft, playing for Colorado's inaugural club in 1993 and being named to the All-Star team twice over eight seasons with the Rockies organization.

Vinny currently lives in Denver with his wife Samantha and three sons, Marco, Daulton and Cristian.



Ty Coslow Special Assistant - Player Personnel

Ty Coslow, an original Rockies hire, enters his 28th season with the club and fifth in his current role. Coslow's career began as an associate scout with the Montreal Expos in 1988, before becoming one of Pat Daugherty's first scouting hires with the Rockies in 1992. In his current role, Coslow evaluates professional players on special assignment and assists in player personnel acquisitions.

From Louisville, Ky., Coslow was an area scouting supervisor for 10 seasons before being promoted to Midwest crosschecker in 2002. After three seasons, he was promoted to national crosschecker, a post he held for five seasons. In 2010, Coslow moved over to the professional scouting department, where he scouted opposing organizations for professional acquisitions. Coslow was awarded the Pat Daugherty Scout of the Year Award in 1997 in recognition of scouting excellence. He was also awarded the Herb Hippauf Scouting Award in 2006, presented annually to the individual that exemplifies loyalty, dedication, honesty and a commitment to doing what is in the best interest of the Colorado Rockies. Over the course of his scouting career, Coslow signed Rockies great Todd Helton as well as big leaguers Mark Thompson and Clint Barmes, among others. Ty and his wife Kim reside in Louisville, Ky., and have two daughters, Courtney and Morgan.



Domenic Di Ricco Director - Baseball Operations

Domenic Di Ricco enters his fifth season with the Rockies organization and his first as the director of baseball operations. He joined the Rockies in December 2014 after working in the Office of the Commissioner for Major League Baseball from 2013-14, where he worked closely with each Major League team on Major League waivers, rules and transactions.

Di Ricco, 31, is primarily involved in Major League operations, and assists the general manager in matters of rule compliance, player contracts, waivers, roster management and statistical analysis. In addition, he provides support in salary arbitration and free agent acquisitions.

A graduate of Cornell University in 2009, the San Francisco Bay Area native played four seasons as an outfielder for the Big Red, serving as a co-captain his senior year. He went on to play one year professionally for the Rio Grande Valley White Wings of the United Baseball League. Domenic currently resides in Denver.



Paul Ekins

Senior Director - Major League Operations

A Rockies original hire, Paul Ekins officially joined the club on Oct. 30, 1991. In his current role, Ekins, 55, coordinates the Rockies Spring Training operations, Major League team travel, player relations and has special scouting assignments. The Columbus, Ga., native was promoted to director of Major League operations on Nov. 16, 2000, after serving as director of player development from 1997-99. In 2018, Ekins was the recipient of the Rocky Mountain Chapter SABR award for Lifetime Achievement in Baseball and was named the Major League Baseball Don Davidson Memorial Award Traveling Secretary of the Year, which was voted on by his peers.

Prior to joining the Rockies, Ekins worked for the Atlanta Braves from 1988-91, finishing his time there as assistant to the director of player development and scouting. He also spent two seasons as the team trainer of the Burlington Braves in the Midwest League, and in a similar role at both the University of Georgia and Florida A&M.

Born Sept. 22, 1963, Ekins received a bachelor's degree in biology from the University of Georgia in 1986, with graduate work at Florida A&M in sports administration. Paul currently resides in Denver.



Evan Eshleman

Analyst - Baseball Research & Development

Evan Eshleman begins his third season as an analyst with the Rockies after joining the organization in March of 2017.

Eshleman, 24, works in the baseball research and development department and is responsible for statistical analysis and report creation to assist front office personnel at the amateur and professional levels. He works closely with other members of the front office to support player evaluation and acquisition, salary arbitration and analysis, and data retrieval.

A Denver native, Eshleman graduated from Chatfield High School in 2013, before attending the University of Denver where he graduated in 2017 with a bachelor's degree in business information and analytics. He currently resides in Denver, Colo.



Chris Forbes

Assistant Director - Player Development

Chris Forbes enters his fifth year in player development, his first as the assistant director after serving as manager for the past four seasons. As assistant director of player development, Forbes assists Assistant General Manager of Player Development Zach Wilson in all aspects of the Rockies Minor League system. Prior to moving to a front office role in 2015, he spent the previous eight seasons as an area scouting supervisor.

Over the course of his time in the amateur scouting department, Forbes was the area scout in several different parts of the country. He began his tenure scouting Southern Texas, moving from there to the Pacific Northwest, and spent five years scouting Arizona, Utah, New Mexico and Las Vegas. Forbes' scouting skills earned him the Pat Daugherty Scout of

the Year Award in 2011.

Prior to joining the Rockies in 2007, Forbes held several coaching positions at the collegiate level, including stints at Kansas State and University of Northern Colorado. Chris, his wife Lisa, and their children, TJ and Madison, currently reside in Englewood, Colo.



Marc Gustafson

Senior Director - Scouting Operations

Marc Gustafson begins his 27th season with the organization. He was named senior director of scouting operations on Sept. 15, 2011. Gustafson was previously in the player development department, rising to the level of senior director before moving to the scouting department. Prior to joining the front office, he was a trainer in the Rockies' Minor League system for five years.

In his current role, Gustafson supervises all amateur scouting personnel throughout the season, manages the day-to-day operations of the scouting department, organizes the annual First-Year Player Draft in June, and evaluates other talent as assigned throughout the spring, summer and fall.

Born Sept. 14, 1969, Gustafson lettered in football, baseball and basketball at Eaton (Colo.) High School. His great grandparents immigrated to Eaton and his family has lived there for four generations. He went on to play baseball at Doane College in Crete, Neb., and graduated from Colorado State University, earning a bachelor's degree in exercise and sport science.

Marc and his wife Amy and their two sons, Jack and Charlie, reside in Broomfield, Colo.

(Colorado Rockies Baseball Operations Department, continued)



Brittany Haby

Baseball Operations Fellow

Brittany Haby enters her second season with the Rockies as the Baseball Operations Fellow through the MLB Diversity Fellowship Program that will run through December 2019. In this role, Haby assists in various areas of the baseball operations department, from analytics to player contracts and MLB rules.

Prior to joining the Rockies organization, Haby spent the 2015 season as the Football Operations Fellow for the San Francisco 49ers, before working as the Next Gen Stats Researcher at NFL Media from 2016-17.

Born and raised in Helotes, Texas, Haby graduated from Trinity University in San Antonio, Texas, with a bachelor's in economics-business with a minor in sport management.



Jamie Hollowell

Manager - Baseball Research & Development

Jamie Hollowell enters his fifth season with the Rockies organization, first as the manager of the baseball research and development department.

Hollowell is responsible for the creation and maintenance of the Rockies' proprietary databases and application systems, as well as supporting the baseball operations and scouting departments in player research and evaluations. He also works with third-party vendors to integrate the latest and greatest technologies within the Rockies' internal systems. Prior to joining the Rockies, Hollowell worked as a software developer for a mobile application company, developing APIs, databases, websites and iOS applications.

Born and raised in Erie, Colo., Hollowell graduated from Niwot High School in 2005, before continuing on to Haverford College in Pennsylvania, where he earned a bachelor's degree in computer science while playing varsity baseball for four years.

He and his wife Kacey currently reside in Denver with their daughter, Addi Rae.



Damon Iannelli

Assistant Director - Scouting

Damon Iannelli enters his 24th season with the Rockies working in various scouting roles. He started scouting the Deep South in June of 1995, adding crosschecking to his duties in 2014. In his current role, Iannelli covers the United States, Canada and Puerto Rico while still crosschecking and scouting.

Iannelli was awarded the 2018 Herb Hippauf Scouting Award, presented annually to the individual that exemplifies loyalty, dedication, honesty and a commitment to doing what is in the best interest of the Colorado Rockies. He was also named the Rockies Scout of the Year in 2000 and 2012, and Southeast Scout Association Scout of the Year in 2009 and 2014. He has signed 16 players who have reached the Majors, including All-Stars Brad

Hawpe, Dexter Fowler and Corey Dickerson.

Born in Whittier, Calif., Iannelli played baseball at Wallace Dothan Junior College in 1986 and Southeastern Louisiana University from 1987-89. He received a bachelor's degree from Southern Mississippi College and an education degree from Mississippi College. Damon and his wife Lisa, a first grade school teacher, reside in Flowood, Miss., with their daughter Nicole and son Joseph.



Brian Jones

Video Coordinator

Brian Jones enters his 18th season with the Rockies and his 13th as Major League video coordinator. He was originally hired by the club in 2002.

"Jonesy" oversees all video operations, including player analysis and scouting video for the manager and coaching staff. In addition to his video responsibilities, Jones oversees instant replay operations for the Rockies.

The native of Stillwater, Okla., is a graduate of Oklahoma State University, where he earned his bachelor's in management information systems. Jones worked in the OSU athletic department all four years as a student, helping with video for the baseball, basketball and football teams.

Jones resides in Centennial, Colo., with his wife Courtney and daughters, Everett and Maddox.



Eugene Koo

Major League Interpreter

Eugene Koo enters his second year with the Rockies as the Major League Interpreter and his fourth season in Major League Baseball as an interpreter for relief pitcher Seungwhan Oh.

Born in Cincinnati, Ohio, Koo moved to Korea at the age of seven and attended elementary, middle and high school. He returned to the United States for college, attending New York University, where he majored in sports management.

Prior to working as an interpreter, Koo worked as an account manager in sports marketing at an advertising firm. He resides in Seoul, Korea and New Jersey during the offseason.



Bryce Leonard Full Stack Developer- Baseball Research & Development

Bryce Leonard enters his second season as a full stack developer, specializing in creating innovative digital experiences. He has spent over a decade working in product development and user experience design. Leonard co-founded the mobile startup Glad to Have You and developed digital solutions for Homeaway Inc., Copper Mountain, Killington Mountain Resort and Camp Woodward. His passion for entrepreneurship has provided him opportunities to mentor early-stage startups.

As a full stack developer, Leonard is responsible for developing intuitive applications that leverage operations and MLB data. He is also responsible for creating design standards and style for various Colorado Rockies internal applications.

Leonard studied business administration at Belmont University in Nashville, Tenn. A native of Denver, Colo., he resides in Highlands Ranch, Colo., with his wife Lindsey.



Joe Little Advance Scout

Joe Little enters his 12th season with the Rockies, his second as a Major League advance scout after spending the previous five seasons as an assistant advance scout. Prior to joining the Rockies, he pitched parts of three seasons in the Tampa Bay Rays organization after being drafted in the 26th round of the 2003 First-Year Player Draft out of the University of Arizona.

Little and Chris Warren collaborate in the advance scouting of Rockies opponents. They work closely with the coaching staff, Major League video coordinator and players on breaking down opponents in order to gain a competitive advantage.

Little is a graduate of Arvada (Colo.) High School and received his bachelor's degree from the University of Arizona in interdisciplinary studies and applied political economy (2007). Little also attended MLB Scout School and received his scouting certificate in 2012.

Joe and his wife Leah reside in Arvada, Colo.



Sterling Monfort Assistant Director - Scouting Operations

Sterling Monfort begins his fifth year working in a full-time capacity for the Rockies, his ninth year overall with the organization.

In his current role, Monfort assists in all aspects of the amateur scouting department, handling the day-to-day administrative tasks, including the First-Year Player Draft. He evaluates and reports on amateur players during the spring, summer and fall seasons, and he supports the operations of the Rockies Fall Scout Team. This year will be his first year serving as the area scout for both Colorado and Wyoming.

Monfort previously spent two seasons working for the Rockies grounds crew and one year as the coaching assistant for the Grand Junction Rockies.

Sterling graduated from Eaton (Colo.) High School where he played varsity baseball all four years. He earned his bachelor's degree in business administration - tourism and hospitality management, and a master's degree in management from Arizona State University. He currently resides in Denver, Colo.



Danny Montgomery Special Assistant to the General Manager

A Rockies original hire, Danny Montgomery has been with the Rockies organization since November 1991. He started as an area scout in the Carolinas and is in his fifth season as a special assistant to the general manager. He most recently served as assistant director of scouting/national crosschecker, a position he had held since 2005.

Montgomery works closely with Executive Vice President & General Manager Jeff Bridich and Vice President of Scouting Bill Schmidt, and is one of the key contributors in the annual MLB First-Year Player Draft in June. During the 1998-99 seasons, he was the Rockies' West Coast crosschecker, moving to the East Coast as crosschecker in 2000, ultimately earning the national crosschecker role in 2002. In 2001, Montgomery received

the Herb Hippauf Scouting Award. In 2018, he joined the Board of Directors for the Professional Baseball Scouts Foundation, was elected to the Scouts Hall of Fame and was also voted the 2018 Eastcoast Scout of the Year by Major League Baseball.

Montgomery was drafted as a shortstop by the Los Angeles Dodgers in 1986, and played in the Minor Leagues until a knee injury curtailed his career. He retired as a player in 1989 and immediately became a coach with the Rookie Level Dodgers affiliate in Kissimmee, Fla. Following that season, he became an area scout with the Dodgers until he joined the Rockies' front office.

Montgomery attended the University of North Carolina-Charlotte, where he played shortstop and studied psychology. He is a graduate of T.C. Roberson High School in Asheville, N.C., where he starred in baseball and basketball. He was a high school teammate of current Rockies bullpen coach and former Rockies pitcher Darren Holmes. Danny currently resides in Charlotte, N.C.

(Colorado Rockies Baseball Operations Department, continued)



Jeff Nelson

Coordinator - Minor League Video/Baseball Operations

This is Jeff Nelson's 10th season with the Rockies and his fifth in baseball operations, after spending the previous five years in the ticket services department.

Nelson oversees all Minor League video and assists the player development department during both Spring Training and the fall instructional league. He also works closely with the professional scouting department to ensure complete and accurate coverage. During the Major League season, he assists Video Coordinator Brian Jones with all video operations at the big league level.

Nelson is a graduate of Smoky Hill High School in Aurora, Colo., where he was born and raised. He attended the University of Colorado, where he earned his degree in business administration with an emphasis in marketing in 2011. He currently resides in Littleton, Colo., with his wife Kaitlyn.



Matthew Obernauer

Coordinator - Scouting Research/Staff Counsel

Matt Obernauer begins his seventh full season in the Rockies baseball operations department, while also assisting with legal matters for the club.

On the baseball side, Obernauer leads the club's statistical and advanced data analysis in the amateur scouting department as part of the club's amateur draft preparations. Obernauer provides additional research and oversees long-term projects in the amateur and international scouting departments, while also advising and providing research in Major League salary arbitration. Additionally, he assists the club's general counsel in carrying out any necessary legal functions, including business, contractual and litigation matters.

Obernauer earned his undergraduate degree from Yale University and his J.D. from the University of Pennsylvania Law School. He joined the Rockies after two years at Proskauer Rose LLP in New York, N.Y., where he worked on corporate matters with the firm's sports law group. Matt currently resides in Denver.



Trevor Patch

Director - Baseball Research and Development

Trevor Patch enters his eighth season with the Rockies organization, his first as the director of the baseball research and development department.

Patch, 27, leads the team responsible for developing internal applications and proprietary analytical models to assist with player personnel decisions at the amateur and professional levels, along with managing the Major League advance scouting process. In addition, he assists the general manager and baseball operations staff with player transactions, payroll management, salary arbitration, roster management and free agent acquisitions.

A native of Louisville, Colo., Patch attended Peak to Peak Charter School before continuing to college, where he competed in NCAA golf and completed the AmeriCorps program. He graduated from Colorado State in 2013 with a bachelor's degree in mathematics with a concentration in statistics. He then earned his master's degree in data science from Northwestern University in 2016.

Trevor and his wife Elisabeth currently reside in Denver.



Tom Probst

Senior Director - Medical Operations & Special Projects

Tom Probst begins his eighth season as the club's senior director of medical operations and special projects after six seasons as the club's director of medical operations.

In his current role, Probst oversees all medical personnel at both the Major and Minor League levels, as well as the organization-wide workers compensation program. He has also been instrumental in overseeing the club's facilities projects, including Salt River Fields at Talking Stick in Scottsdale, Ariz., the Rookie League club transition to Grand Junction and the Dominican academy complex in Boca Chica, Dominican Republic.

An original hire when the team began Minor League play in 1992, Probst joined the Rockies after five years in the Montreal Expos organization. Probst served as athletic trainer for the franchise's first group of draftees at a June 1992 mini-camp and was the athletic trainer for the first team in organizational history, the Bend Rockies. He went on to work in the Major League training room for the Rockies for the next 12 seasons, first as assistant athletic trainer (1993-98), then as head athletic trainer, beginning on Oct. 27, 1998. In 2003, he and current Head Athletic Trainer Keith Dugger were named Major League Training Staff of the Year by their peers. That same year, Probst was selected to represent the National League as one of its trainers at the All-Star Game in Chicago. Following the 2004 season, he toured Japan with the Major League Baseball All-Stars.

Probst is treasurer for the Executive Board of the Professional Baseball Athletic Trainers Society (PBATS), a position he also held in 2004. An active member of PBATS, Probst was the NL representative for the organization in 2002 and 2003, and he was asked to speak in Nagoya, Japan in December 2004. Probst has been a member of the MLB Workers Compensation Quality Council since 2005 and most recently has assisted MLB with development of the Electronic Medical Records System and Injury Surveillance System, and he has participated in the EMR Advisory Committee.

Probst has a degree in physical education from Mankato State University (1981) and a bachelor's degree in physical therapy from Florida International University (1988).

Tom and his wife Gina reside in Littleton with their three sons, Daniel, Nicholas and Christopher.

(Colorado Rockies Baseball Operations Department, continued)



Abi Sislo

Data Engineer - Baseball Research and Development

Abi Sislo enters her first season with the Rockies as a data engineer in the baseball operations department.

Sislo, 22, spent the last four years interning for various companies in data and programming. Most recently, she was a UI/UX design intern for the Bank of Oklahoma.

Born and raised in Siloam Springs, Ark., Sislo attended Siloam Springs High School and went on to attend the University of Tulsa, where she earned her bachelor's degree in mathematics with minors in computer science and economics.

Abi currently resides in Denver.

Fr



Jesse Stender

Manager - Minor League Operations

Jesse Stender is in his seventh year in the player development department, his first as the manager of Minor League operations after serving as the coordinator of Minor League operations for the previous five years. Working alongside Zach Wilson and Chris Forbes, he assists in all aspects of the department and is responsible for the administrative tasks within the Rockies' Minor League operations.

This is Stender's sixth year as a full-time member of the Rockies front office, which followed two years of part-time work between the ticketing and player development departments. He was the recipient of the 2017 P.J. Carey Player Development award and was recognized as the organization's Employee of the Month in September 2015.

Stender, 30, graduated from the University of Colorado in May 2011. He earned a bachelor's degree in business marketing and finished at the top of his class in CU's Business of Sports Certificate Program. Stender attended ThunderRidge High School (Highlands Ranch, Colo.), and was a member of many successful baseball and basketball teams there. Jesse currently resides in Denver.



Chris Warren

Advance Scout

A former Rockies draft pick, Chris Warren begins his 15th season as the club's Major League advance scout. He works closely with the coaching staff and players on breaking down upcoming opponents and developing strategy.

Warren was drafted in the 20th round of the 1999 First-Year Player draft by the Rockies. He played six seasons with the organization, including 2001 when he played under former Rockies coach Dave Collins at Salem, helping the Avalanche win the Carolina League Championship. The middle infielder retired after spending the 2003 season at Double-A Tulsa.

A graduate of Cedar Shoals High School in Athens, Ga., Chris attended Howard University in Washington, D.C.



Mark Wiley

Director - Pitching Operations

Mark Wiley enters his seventh season as the Rockies director of pitching operations. In his current role, Wiley is responsible for overseeing the organization's pitching efforts, from draft preparation to the Minor League clubs to the big league team. Wiley was with the Rockies previously, from 2006-07, as a special assistant to player development, and in 2000 as director of player personnel.

Wiley has 50 seasons in professional baseball, including 20 as a player and Minor League coach, 17 as a Major League pitching coach and 13 seasons in the front office. He made his Major League coaching debut in 1987 with the Baltimore Orioles before becoming the pitching coach for the Cleveland Indians (1988-91 and 1995-98), guiding the Indians pitching staff to the lowest ERA in the American League in 1995 and 1996. Prior to returning to the Rockies in 2013, Wiley worked in the Marlins organization as the special assistant to the general manager (2010-12) and pitching coach (2005, 2008-09). Wiley's playing career spanned 11 seasons in professional baseball, including two years in the Major Leagues, appearing with Minnesota in 1975, and San Diego and Toronto in 1978.

A graduate of California State Polytechnic University, Pomona, Wiley was inducted into the Broncos Hall of Fame in February 2016. Mark and his wife Jo Ann have two children, son Clint and daughter Kristen.

Colorado Rockies Front Office



Alex Abbott
Information Services



Dan Abe
Engineering



Traci Abeyta
Suites



Marcus Allen
Broadcasting



Kari Anderson
Corp. Partnerships



Adele Armagost
Baseball Operations



Becky Arrieta
Ticket Technology



Kristi Baxter
Merchandising



Grayson Beatty
Outbound Sales



David Beckel
Merchandising



Jeff Benner
Season Tickets



Justin Bennett
Inside Sales



Matthew Bensko
Engineering



Sara Bergerson
Season Tickets



Joel Binfet
Accounting



Marat Biyashev
Finance



Danielle Brooks
Ticket Sales



Hannah Browne
Group Sales



Steve Burke
Ballpark Operations



Mike Bush
Information Systems



Laine Campbell
Accounting



Randy Carlill
Engineering



Holden Chase
Merchandising



Beverly Coleman
Promotions



Richard Cordova
Engineering



Tony Cowell
Engineering



Justin Cox
Comm/Marketing



Juli Daedelow
Accounting



Dallas Davis
Community Affairs



Marty DeRosier
Ballpark Operations



Dinger
Team Mascot



Matt Dirksen
Team Photographer



Jeff Donehoo
Broadcasting



Reuben Donnelly
Group Sales



Emma D'Orazio
Ballpark Operations



Terry Douglass
Executive Office

(Colorado Rockies Front Office, continued)



Phil Emerson
Accounting



Sarena Espinoza
Community



Andy Finley
Suites



Andrew Finney
Outbound Sales



Kevin Flood
Ticket Operations



Kenneth Funderburg
Engineering



David Gaston
Ticket Sales



Donny Gerber
Engineering



Gloria Giraldi
Procurement



Amy Gomez
Corp. Partnerships



Allyson Gutierrez
Engineering



Matt Haddad
Ticket Sales



Kent Hakes
Ticket Operations



Trent Hale
Merchandising



Kelly Hall
Community/Retail



Aaron Heinrich
Merchandising



Gilbert Hernandez
Engineering



Alex Hill
Promotions



Lauren Jacaruso
Comm/Marketing



Melanie James
Human Resources



Ryan Keeler
Suites



Tina Kopp
Merchandising



Kent Krosbakken
Broadcasting



Brandon Krueger
Accounting



Gary Lawrence
Procurement



James Leflar
Engineering



Cory Little
Comm/Marketing



Steven Lohr
Engineering



Tony Lopez
Ballpark Operations



Lenus Lucero
Ballpark Operations



Farrah Magee
Season Tickets



Scott Magennis
Engineering



Colleen McBride
Engineering



Megan McMahl
Ticket Technology



Warren Miller
Comm/Marketing



Nicole Morris
Comm/Marketing

FR

(Colorado Rockies Front Office, continued)



Daniel Murphy
Group Sales



Vinessa Needham
Ticket Services



Brenna Nelson
Ticket Operations



Scott Nixon
Ticket Operations



Jeff Olson
Engineering



Kim Olson
Business Operations



Brady O'Neill
Promotions



Luella Ozawa
Information Systems



Jamie Parker
Suites



Nick Parson
Comm/Marketing



Sam Porter
Corp. Partnerships



Josh Rickey
Ticket Technology



Justin Roe
Promotions



Robin Rollins
Merchandising



Michael Ryan
Merchandising



Abby Sanders
Comm/Marketing



Ernest Sandoval
Engineering



Nicole Scheller
Corp. Partnerships



Brian Schneringer
Ballpark Operations



Ashley Schultz
Ticket Operations



Sandy Seta
Ballpark Operations



Katie Shepard
Corp. Partnerships



Tyler Sheppard
Ballpark Operations



Matt Stack
Information Systems



Tyler Starkey
Outbound Sales



Bill Stephani
Information Systems



Penny Stermer
Merchandising



John Swenson
Outbound Sales



Todd Thomas
Outbound Sales



Sarah Topf
Comm/Marketing



David Turley
Engineering



Grace Tynecki
Corp. Partnerships



Megan Tynecki
Broadcasting



Albert Valdes
Ballpark Operations



James Valdez
Ticket Services



Julian Valentin
Comm/Marketing

(Colorado Rockies Front Office, continued)



Nate VanderWal
Corp. Partnerships



Tammy Vergara
Finance



Antigone Vigil
Community Affairs



Jeff Von Feldt
Information Systems



Drew Wagner
Engineering



Sydney Ware
Group Sales



Leah Watts
Ticket Operations



Ryan Wetterich
Season Tickets



Steve Wierenga
Ballpark Operations



Jon Willemain
Merchandising



Emily Willson
Promotions



Michaela Wilson
Season Tickets



Kyle Woodiel
Broadcasting



Mark Young
Engineering



Chris Zumbrennen
Corp. Partnerships

INTERNATIONAL PLAYERS

Country Players Notable Players

Australia	1	Mark Hutton
Canada	5	Larry Walker, Jeff Francis, Justin Morneau
Cuba	5	Jose Contreras, Livan Hernandez
Curacao	1	Jair Jurrjens
Dominican Republic.....	52.....	Neifi Perez, Wilin Rosario, Juan Uribe, Ubaldo Jiménez, Pedro Astacio
Germany	1	Jeff Baker
Honduras	1	Gerald Young
Japan	5	Kaz Matsui, Masato Yoshi
Mexico	15.....	Vinny Castilla, Jorge De La Rosa, Armando Reynoso
Nicaragua	1	Wilton Lopez
Panama	1	Manny Corpas
Philippines	1	Bobby Chouinard
Puerto Rico	10.....	Javier Lopez, Noel Cuevas, Sandy Alomar
Singapore.....	1	Robin Jennings
South Korea	3.....	Byung-Hyun Kim, Sun-Woo Kim, Seunghwan Oh
Taiwan	1	Chin-hui Tsao
United Kingdom.....	1	Lance Painter
Venezuela.....	35.....	Carlos González, Andres Galarraga, Yorvit Torrealba, German Márquez

SHARE THE GAME WITH THE NEXT GENERATION GET INVOLVED AT **PLAY BALL.org**



PROUD PARTNERS





2019 COLORADO ROCKIES

10

Opening Day Age: 61
Born: June 30, 1957 in San Mateo, Calif.
Residence: Castle Pines, Colo.
Managing Experience: 11 Years
Named Manager: Nov. 7, 2016



BUD BLACK

Manager

BLACK

COACHING CAREER: Bud Black is in his third season as manager of the Colorado Rockies, his 12th season overall as a Major League manager ... is the seventh manager in Colorado Rockies franchise history.

- In 2018 led the Rockies to a second consecutive postseason appearance, marking the first time the Rockies reached the playoffs back-to-back seasons in franchise history.
- Named a National League Manager of the Year finalist in 2017 and 2018.
- Spent the 2016 season as special assistant to the general manager for the Los Angeles Angels of Anaheim.
- Prior to joining the Angels front office, Black spent eight seasons and part of a ninth (2007-2015) as the manager of the San Diego Padres where his 649 managerial wins are second most in Padres history.
- Named National League Manager of the Year in 2010 after guiding the Padres to a 90-72 record and a second-place finish in the National League West.
- Served as the pitching coach for the Angels for seven seasons (2000-06) ... during his tenure, the Angels advanced to the playoffs three times and were the 2002 World Series champions.
- Previously spent four years in the Cleveland Indians organization as both a special assistant to the general manager (1996-97, 1999) and as a pitching coach for Triple-A Buffalo (1998).

PLAYING CAREER: Played in parts of 15 seasons with Seattle (1981), Kansas City (1982-88), Cleveland (1988-90, 1995), Toronto (1990) and San Francisco (1991-94).

- Drafted by the Seattle Mariners in the 17th round of the 1979 First-Year Player Draft.
- Over his 15 seasons in the Major Leagues, he went 121-116 with a 3.84 ERA ... made his Major League debut on Sept. 5, 1981 as a member of the Seattle Mariners.
- In 1983, Black was the starting pitcher for the Royals during the "Pine Tar Game."
- Won a career-high 17 games in 1984, with a career-low 3.12 ERA, a career-high eight complete games and an American League-best 1.128 WHIP.
- Made 33 starts for the 1985 World Series Champion Kansas City Royals, including one start and one relief appearance in the World Series.

PERSONAL: Harry "Bud" Ralston Black ... he and his wife Nanette (Nan) have two daughters, Jamie Davis and Jessie ... Bud and Nan reside in Castle Pines, Colo., during the season.

- Born in San Mateo, Calif., Black is a graduate of Mark Morris High School in Longview, Wash.
- Attended and played two seasons of college baseball at Lower Columbia Junior College (1976-77) in Longview ... went on to play two seasons at San Diego State University (1978-79), where he earned his bachelor's degree in finance and became a 1992 inductee into the SDSU Aztec Hall of Fame.
- At SDSU, Black was a teammate of Hall of Famer Tony Gwynn.

BLACK'S MAJOR LEAGUE PITCHING RECORD

Year	Club	W-L	ERA	G	GS	CG	SV	IP	H	R	ER	BB	SO
1981	SEATTLE	0-0	0.00	2	0	0	0	1.0	2	0	0	3	0
1982	KANSAS CITY	4-6	4.58	22	14	0	0	88.1	92	48	45	34	40
1983	KANSAS CITY	10-7	3.79	24	24	3	0	161.1	159	75	68	43	58
1984	KANSAS CITY	17-12	3.12	35	35	8	0	257.0	226	99	89	64	140
1985	KANSAS CITY	10-15	4.33	33	33	5	0	205.2	216	111	99	59	122
1986	KANSAS CITY	5-10	3.20	56	4	0	9	121.0	100	49	43	43	68
1987	KANSAS CITY	8-6	3.60	29	18	0	1	122.1	126	63	49	35	61
1988	KANSAS CITY	2-1	4.91	17	0	0	0	22.0	23	12	12	11	19
	CLEVELAND	2-3	5.03	16	7	0	1	59.0	59	35	33	23	44
1989	CLEVELAND	12-11	3.36	33	32	6	0	222.1	213	95	83	52	88
1990	CLEVELAND	11-10	3.53	29	29	5	0	191.0	171	79	75	58	103
	TORONTO	2-1	4.02	3	2	0	0	15.2	10	7	7	3	3
1991	SAN FRANCISCO	12-16	3.99	34	34	3	0	214.1	201	104	95	71	104
1992	SAN FRANCISCO	10-12	3.97	28	28	2	0	177.0	178	88	78	59	82
1993	SAN FRANCISCO	8-2	3.56	16	16	0	0	93.2	89	44	37	33	45
1994	SAN FRANCISCO	4-2	4.47	10	10	0	0	54.1	50	31	27	16	28
1995	CLEVELAND	4-2	6.85	11	10	0	0	47.1	63	42	36	16	34
Major League Totals		121-116	3.84	398	296	32	11	2053.1	1978	982	876	623	1039

(BLACK, continued)**BLACK'S MAJOR LEAGUE MANAGERIAL RECORD**

Year	Club	League	W	L	Pct.	Finish	Postseason
2007	SAN DIEGO	National	89	74	.546	3rd	NONE
2008	SAN DIEGO	National	63	99	.389	5th	NONE
2009	SAN DIEGO	National	75	87	.463	4th	NONE
2010	SAN DIEGO	National	90	72	.556	2nd	NONE
2011	SAN DIEGO	National	71	91	.438	5th	NONE
2012	SAN DIEGO	National	76	86	.469	4th	NONE
2013	SAN DIEGO	National	76	86	.469	3rd	NONE
2014	SAN DIEGO	National	77	85	.475	3rd	NONE
2015	SAN DIEGO	National	32	33	.492	---	NONE
2017	COLORADO	National	87	75	.537	3rd	NL Wild Card, L 8-11
2018	COLORADO	National	91	72	.558	2nd	NL Wild Card, W 2-1 (13); NLDS, L 0-3
TOTALS			827	860	.490	-	-

2019 ROCKIES BIRTHDAYS**January**

Jeff Hoffman	1/8/93
Rico Garcia	1/10/94
Ron Gideon	1/13/64
Chi Chi Gonzalez	1/15/92
Dom Nuñez	1/17/95
Antonio Senzatela	1/21/95
Matt Pierpont	1/25/91

February

Raimel Tapia	2/4/94
Stu Cole	2/7/66
Josh Fuentes	2/19/93
Sam Hilliard	2/21/94
German Márquez	2/22/95
Yonathan Daza	2/28/94
Brian Mundell	2/28/94

March

Harrison Musgrave	3/3/92
Sam Howard	3/5/93
Scott Oberg	3/13/90

April

Ryan Castellani	4/1/96
David Dahl	4/1/94
Daniel Murphy	4/1/85
Tom Murphy	4/3/91
Chris Iannetta	4/8/83
Nolan Arenado	4/16/91
Peter Lambert	4/18/97
Chris Rabago	4/22/93
Darren Holmes	4/25/66
Chad Bettis	4/26/89
Jesus Tinoco	4/30/95

May

Mike Redmond	5/5/71
Brian Serven	5/5/95
Kyle Freeland	5/14/93
Mike Dunn	5/23/85
Tyler Nevin	5/29/97

June

Yency Almonte	6/4/94
Tony Wolters	6/9/92
Evan Grills	6/13/92
Bud Black	6/30/57

July

Charlie Blackmon	7/1/86
Seunghwan Oh	7/15/82
Brett Nicholas	7/18/88

August

Mark Reynolds	8/3/83
Jake McGee	8/6/86
Brendan Rodgers	8/9/96
Steve Foster	8/16/66
Peter Mooney	8/19/90
DJ Johnson	8/30/89

September

Wade Davis	9/7/85
Pat Valaika	9/9/92
Ian Desmond	9/20/85
Dave Magadan	9/30/62

October

Noel Cuevas	10/2/91
Bret Boswell	10/4/94
Colton Welker	10/9/97
Garrett Hampson	10/10/94
Rayan González	10/18/90
Ben Bowden	10/21/94
Chris Rusin	10/22/86

November

Jon Gray	11/5/91
Bryan Shaw	11/8/87
Trevor Story	11/15/92
Michael Saunders	11/19/86
Jeff Salazar	11/24/80
Justin Lawrence	11/25/94

December

Mike Tauchman	12/3/90
Ryan McMahon	12/14/94
Aaron Muñoz	12/24/88
Carlos Estévez	12/28/92
Tyler Anderson	12/30/89

39

Opening Day Age: 53
Born: Feb. 7, 1966 in Charlotte, N.C.
Residence: Charlotte, N.C.
Coaching Experience: 24 Years
Named Coach: Nov. 15, 2012



STU COLE

Third Base Coach

COLE

COACHING CAREER: The 2019 season is Stu Cole's 24th with the Rockies organization, his seventh year as the Major League third base coach.

- Cole also assists in handling infield instruction at the Major League level ... during Cole's tenure, two Rockies infielders won multiple Gold Gloves: DJ LeMahieu (2014, 2017-18) and Nolan Arenado (2013-18).
- Prior to joining the Rockies' Major League staff, Cole was the manager at Triple-A Colorado Springs for parts of four seasons (2009-12) ... promoted to manage the Sky Sox in the middle of the 2009 season, replacing Tom Runnels after Runnels was named the Rockies' Major League bench coach.
- Has 12 years of experience as a manager in the Minor Leagues with a 794-830 (.489) record ... prior to joining the Sky Sox, Cole was the manager of the Double-A Tulsa Drillers beginning in 2006 ... he led the Drillers to a first-half North Division title with a 41-29 record in his first season ... prior to managing the Drillers, Cole was at the helm of Colorado's High-A Visalia Oaks for four seasons.
- In 2003, he guided Visalia to a league and organizational-best 79-61 record (.564) en route to being named California League Manager of the Year.
- Prior to his managerial jobs, Cole spent six years as a Minor League coach, all with Colorado.

PLAYING CAREER: A former infielder, Cole played nine seasons of professional baseball, his last three with the Rockies' Triple-A affiliate in Colorado Springs from 1993-95.

- Made his Major League debut Sept. 5, 1991 at Chicago-AL and played nine games for the Royals that year ... collected his first and only Major League hit Sept. 13, 1991, a 12th-inning single off Mariners pitcher Mike Jackson.
- Cole began his professional career in 1987 after being selected in the third-round of the First-Year Player Draft by Kansas City.

PERSONAL: Stu and his wife Maria make their home in Charlotte, N.C. ... they have two children, Stu Jr. and Victoria.

- Attended the University of North Carolina at Charlotte before being drafted.

ROCKIES 125-RBI SEASONS

Andres Galarraga.....	150 (1996)	Nolan Arenado.....	133 (2016)
Todd Helton.....	147 (2000)	Dante Bichette.....	133 (1999)
Todd Helton.....	146 (2001)	Vinny Castilla.....	131 (2004)
Vinny Castilla.....	144 (1998)	Nolan Arenado.....	130 (2017)
Preston Wilson.....	141 (2003)	Nolan Arenado.....	130 (2015)
Dante Bichette.....	141 (1996)	Larry Walker.....	130 (1997)
Andres Galarraga.....	140 (1997)	Ellis Burks.....	128 (1996)
Matt Holliday.....	137 (2007)	Dante Bichette.....	128 (1995)

36

Opening Day Age: 52
Born: Aug. 16, 1966 in Dallas, Texas
Residence: Mosinee, Wis.
Coaching Experience: 21 Years
Named Coach: Nov. 4, 2014



STEVE FOSTER

Pitching Coach

FOSTER

COACHING CAREER: Steve Foster is in his fifth season as pitching coach for the Rockies.

- Foster came to Colorado from the Kansas City Royals, where he worked during the 2013-14 seasons as special assistant to the general manager/pitching coordinator after serving the 2010-12 campaigns as the Major League bullpen coach.
- Prior to his stint with the Royals, he served as a coach for five seasons with the Florida Marlins, including three seasons (2007-09) as their bullpen coach ... he was also the pitching coach at the Marlins' Low-A Greensboro affiliate (2005-06).
- Worked as a scout for the Tampa Bay Rays (1996, 1999-2000).
- Coached at the University of Wisconsin-Stevens Point (1997-98) and University of Michigan (2001-02).
- Served as the manager of the Wisconsin Woodchucks of the Northwoods League for two seasons (2002-03), where he was named Manager of the Year in 2003.

PLAYING CAREER: Originally drafted by Cincinnati in the 12th round of the 1988 First-Year Player Draft and played three seasons in the Major Leagues with Cincinnati (1991-93).

- Suffered a career-ending shoulder injury in 1993, after compiling a career Major League record of 3-3 with a 2.41 ERA (89.2 IP, 24 ER) in 59 appearances.
- Played baseball at the University of Texas-Arlington, earning Southland Conference Pitcher of the Year honors in 1988.

PERSONAL: Stephen Eugene Foster ... he and his wife Cori reside in Mosinee, Wis.

- Together they have two children, son Casey and daughter Lauren ... Casey is a recent graduate of the University of North Texas ... Lauren plays softball at the University of Wisconsin.

FOSTER'S MAJOR LEAGUE PLAYING RECORD

Year	Club	W-L	ERA	G	GS	CG	SV	IP	H	R	ER	BB	SO
1991	CINCINNATI	0-0	1.93	11	0	0	0	14.0	7	5	3	4	11
1992	CINCINNATI	1-1	2.88	31	1	0	2	50.0	52	16	16	13	34
1993	CINCINNATI	2-2	1.75	17	0	0	0	25.2	23	8	5	5	16
Major League Totals		3-3	2.41	59	1	0	2	89.2	82	29	24	22	61

ROCKIES QUALITY START LEADERS BY SEASON

Season	Name	QS	Season	Name	QS
1993	Armando Rios	13	2006	Jason Jennings	20
1994	Marvin Freeman	13	2007	Jeff Francis	19
1995	Kevin Ritz	13	2008	Aaron Cook, Ubaldo Jimenez	18
1996	Kevin Ritz, Mark Thompson	15	2009	Ubaldo Jimenez	24
1997	John Thomson	15	2010	Ubaldo Jimenez	25
1998	Darryl Kile	19	2011	Jhoulys Chacin	18
1999	Pedro Astacio	18	2012	Three players	4
2000	Pedro Astacio	19	2013	Jhoulys Chacin	19
2001	Shawn Chacon	14	2014	Jorge De La Rosa	17
2002	Mike Hampton	13	2015	Jorge De La Rosa	14
2003	Jason Jennings	15	2016	Chad Bettis	17
2004	Jason Jennings	17	2017	German Márquez	14
2005	Jeff Francis	14	2018	Kyle Freeland	24

53

Opening Day Age: 55
Born: Jan. 13, 1964 in Hallsville, Texas
Residence: Hallsville, Texas
Coaching Experience: 28 Years
Named Coach: Dec. 22, 2016



RON GIDEON

First Base Coach

GIDEON

COACHING CAREER: Ron Gideon is in his 23rd season in the Rockies organization and his 28th as a professional coach ... his third season as a member of a Major League coaching staff and first as the first base coach.

- Previously served as a coach on the Major League staff in 2017-18, before being named first base coach for the 2019 season.
- Spent four seasons as a supervisor of development (2013-16) after serving the previous five seasons as a roving field coordinator (2008-12) and as the manager of Double-A Tulsa (2009-10).
- In 2014, as the Double-A supervisor of development, Gideon was named the winner of the P.J. Carey Player Development Award, given to the top player development staff member in the Rockies organization.
- Managed Short-Season Tri-City for four seasons (2002-05) and Double-A Carolina for two seasons (2000-01).
- In 1999, he managed High-A Salem to a .500 record (69-69), the best record in the Rockies organization that season.
- Also managed at Low-A Asheville (1997-98) and Short-Season Portland in 1996, his first position in the Rockies organization.
- Managed Short-Season Pittsfield (1995) and Rookie Level Kingsport (1993-94) in the New York Mets organization ... his first professional coaching stint came with Double-A Binghamton and High-A St. Lucie in the Mets organization.

PLAYING CAREER: Gideon's professional playing career began in 1984, after he was drafted by the Philadelphia Phillies in the first round (22nd overall) of the First-Year Player Draft.

- Played two seasons in the Phillies system before being traded to the Mets in 1986.
- Was a first baseman and a pitcher for the Mets, where he reached as high as the Double-A level.
- Played collegiately at Panola Junior College where he was a two-time All-American.

PERSONAL: Ron Gideon resides in Hallsville, Texas, in the offseason.

- He and his wife Kim have two daughters, Shelby and Bailey, son Ronnie Jr., and a grandchild, Luke Michael Dawson, who was born in December 2015.

PLAYERS WITH MOST SEASONS WITH THE ROCKIES

Player	Seasons	Years
Todd Helton	17	1997-2013
Larry Walker	10	1995-2004
Troy Tulowitzki	10	2006-2015
Aaron Cook	10	2002-2011
Carlos González	10	2009-2018
Vinny Castilla	9	1993-1999, 2004, 2006
Jorge De La Rosa	9	2008-2016

40

Opening Day Age: 52
Born: April 25, 1966 in Asheville, N.C.
Residence: Asheville, N.C.
Coaching Experience: Five years
Named Coach: Nov. 4, 2014



HOLMES

DARREN HOLMES

Bullpen Coach

COACHING CAREER: Darren Holmes has been the club's bullpen coach since 2015, his first coaching role with a Major League team.

- Prior to joining the Rockies, he spent the 2014 season as the Atlanta Braves' biomechanics pitching consultant.

PLAYING CAREER: Spent parts of 13 seasons (1990-2003) in the Major Leagues: Los Angeles Dodgers (1990), Milwaukee Brewers (1991-92), Rockies (1993-97), New York Yankees (1998), Arizona Diamondbacks (1999-2000), St. Louis Cardinals (2000), Baltimore Orioles (2000) and Atlanta Braves (2002-03).

- Holmes was drafted by Colorado in the 1992 Expansion Draft from the Milwaukee Brewers (third pick) and was a member of the inaugural Rockies roster in 1993.
- Holmes was selected by the Los Angeles Dodgers in the 16th round of the 1984 First-Year Player Draft out of T.C. Roberson High School in Asheville, N.C.
- Made at least 60 appearances in a season three times, all with Colorado (1993, 1995-96).
- Pitched in three postseason runs: 1995 with the Rockies, 1999 with the Diamondbacks and 2002 with the Braves ... he also made 34 appearances for the 1998 World Series Champion Yankees and 48 appearances for the 2003 Braves, a team that won 101 regular-season games.

PERSONAL: Darren Lee Holmes has been married to Kathy for 32 years and the couple has four children: Courtney, Hayleigh, Branson and Brentlie ... has one grandson, Waylon.

- Prior to joining the coaching staff for the Rockies, Darren served as a director and biomechanics specialist at Acceleration Sports Institute, owned by the Greenville Health System in Greenville, S.C., where he oversaw training protocols for high school, college and professional baseball players as well as Olympic athletes.

HOLMES' MAJOR LEAGUE PLAYING RECORD

Year	Club	W-L	ERA	G	GS	CG	SV	IP	H	R	ER	BB	SO
1990	LOS ANGELES	0-1	5.19	14	0	0	0	17.1	15	10	10	11	19
1991	MILWAUKEE	1-4	4.72	40	0	0	3	76.1	90	43	40	27	59
1992	MILWAUKEE	4-4	2.55	41	0	0	6	42.1	35	12	12	11	31
1993	COLORADO	3-3	4.05	62	0	0	25	66.2	56	31	30	20	60
1994	COLORADO	0-3	6.35	29	0	0	3	28.1	35	25	20	24	33
1995	COLORADO	6-1	3.24	68	0	0	14	66.2	59	26	24	28	61
1996	COLORADO	5-4	3.97	62	0	0	1	77.0	78	41	34	28	73
1997	COLORADO	9-2	5.34	42	6	0	3	89.1	113	58	53	36	70
1998	NEW YORK-AL	0-3	3.33	34	0	0	2	51.1	53	19	19	14	31
1999	ARIZONA	4-3	3.70	44	0	0	0	48.2	50	21	20	25	35
2000	ARIZONA	0-0	8.53	8	0	0	1	6.1	12	6	6	1	5
	ST. LOUIS	0-1	9.72	5	0	0	0	8.1	12	9	9	3	5
	BALTIMORE	0-0	25.07	5	0	0	0	4.2	13	13	13	5	6
2002	ATLANTA	2-2	1.81	55	0	0	1	54.2	41	12	11	12	47
2003	ATLANTA	1-2	4.29	48	0	0	0	42.0	47	22	20	11	46
Major League Totals		35-33	4.25	557	6	0	59	680.0	709	348	321	256	581

16

Opening Day Age: 56
Born: Sept. 30, 1962 in Tampa, Fla.
Residence: Palm Harbor, Fla
Coaching Experience: 16 years
Named Coach: Dec. 12, 2018



DAVE MAGADAN

Hitting Coach

MAGADAN

COACHING CAREER: Dave Magadan was named Colorado's hitting coach on Dec. 12, 2018.

- Spent the previous three seasons as the hitting coach for the Arizona Diamondbacks (2016-18).
- In 2017, helped lead the D-backs to a single-season franchise record 220 home runs ... that season, Arizona's offense finished in the top five in the National League in runs (812, 4th), hits (1,405, 5th), doubles (314, 1st), triples (39, 1st), home runs (220, 5th) and slugging percentage (.445, 2nd).
- Also served as the hitting coach with San Diego (2003-06), Boston (2007-12) and Texas (2013-15).
- In his career as a hitting coach his team has led the league in: runs (2011 Red Sox, 875), hits (2011 Red Sox, 1600), doubles (2007 Red Sox, 352; 2010 Red Sox, 358; 2011 Red Sox, 352; 2012 Red Sox, 339; 2-17 D-backs, 314), triples (2005 Padres, 39; 2016 D-backs, 56; 2017 D-backs, 39), walks (2007 Red Sox, 689; 2008 Red Sox, 646), on-base percentage (2008 Red Sox, .358; 2011 Red Sox, .349) and slugging percentage (2011 Red Sox, .461)
- Was a member of the coaching staff for the 2007 World Champion Red Sox.

PLAYING CAREER: Magadan was selected by the New York Mets in the second round of the 1983 First-Year Player draft.

- Played 16 seasons for the Mets (1986-92), Marlins (1993-94), Mariners (1993), Astros (1995), Cubs (1996), A's (1997-98) and Padres (1999-2001) ... over his career, batted .288 with 42 home runs and 495 RBI in 1,582 games.

PERSONAL: David Joseph Magadan ... he and his wife Monique reside in Palm Harbor, Fla. during the offseason ... they have four children: Jordan, Christian, Peyton and Avery.

- Magadan is a cousin and godson to former Major League manager, Lou Piniella.
- A graduate of Jesuit High School in Tampa, Fla. ... went on to attend the University of Alabama where he was a three-time All-SEC selection.
- Inducted into the National College Baseball Hall of Fame in 2010 and the Alabama's Sports Hall of Fame in 2014.

MAGADAN'S MAJOR LEAGUE PLAYING RECORD

Year	Club	Avg.	G	AB	R	H	2B	3B	HR	RBI	BB	SO	SB
1986	NEW YORK-AL	.444	10	18	3	8	0	0	0	3	3	1	0
1987	NEW YORK-AL	.318	85	192	21	61	13	1	3	24	22	22	0
1988	NEW YORK-AL	.277	112	314	39	87	15	0	1	35	60	39	0
1989	NEW YORK-AL	.286	127	374	47	107	22	3	4	41	49	37	1
1990	NEW YORK-AL	.328	144	451	74	148	28	6	6	72	74	55	2
1991	NEW YORK-AL	.258	124	418	58	108	23	0	4	51	83	50	1
1992	NEW YORK-AL	.283	99	321	33	91	9	1	3	28	56	44	1
1993	FLORIDA	.286	66	227	22	65	12	0	4	29	44	30	0
	SEATTLE	.259	71	228	27	59	11	0	1	21	36	33	2
1994	FLORIDA	.275	74	211	30	58	7	0	1	17	39	25	0
1995	HOUSTON	.313	127	348	44	109	24	0	2	51	71	56	2
1996	CHICAGO-NL	.254	78	169	23	43	10	0	3	17	29	23	0
1997	OAKLAND	.303	128	271	38	82	10	1	4	30	50	40	1
1998	OAKLAND	.321	35	109	12	35	8	0	1	13	13	12	0
1999	SAN DIEGO	.274	116	248	20	68	12	1	2	30	45	36	1
2000	SAN DIEGO	.273	95	132	13	36	7	0	2	21	32	23	0
2001	SAN DIEGO	.250	91	128	12	32	7	0	1	12	12	20	0
Major League Totals		.288	1582	4159	516	1197	218	13	42	495	718	546	11

77

Opening Day Age: 30
Born: Dec. 24, 1988 in Nogales, Sonora, Mexico
Residence: Scottsdale, Ariz.
Coaching Experience: 3 years
Named to Staff: Dec. 22, 2016



AARON MUÑOZ

Bullpen Catcher / Major League Operations Assistant

MUÑOZ

STAFF EXPERIENCE: Aaron Muñoz enters his third season as the bullpen catcher and Major League operations assistant for the Rockies.

- Day-to-day responsibilities include being available for pitchers and pitching coaches, catching all bullpen sessions and helping pitchers warm up, as well as helping set up the field.
- Muñoz also assists with interpreting/translation for all Latin players.

PLAYING CAREER: Muñoz was selected by the Toronto Blue Jays in the 34th round of the 2011 First-Year Player draft.

- Played four seasons in the Minor Leagues across two teams (Blue Jays, Rockies), reaching as high as Double-A.
- Batted .212 (91-for-430) with 40 runs, 12 doubles, one triple, 40 RBI, 38 walks and 98 strikeouts across 142 games.

PERSONAL: Luis Aaron Muñoz resides in Phoenix, Ariz., during the offseason.

- Son of Luis and Nora ... has an older sister Cindy and younger brother Anthony, who currently serves in the Army.
- His father Luis was a roofer for over 30 years in Arizona ... his mother Nora works with children with special needs.
- Attended Alhambra High School in Phoenix, Ariz., graduating in the top 10% of his class.
- Received his associates degree from Gateway Community College ... transferred to North Western State in Natchitoches, La., where he earned his bachelors degree in social science with a minor in communications.



POSITION PLAYERS TO PITCH

Two position players have pitched in games for the Rockies. Working a scoreless 12th, catcher **Brent Mayne** was the winning pitcher on Aug. 22, 2000, in a 12-inning, 7-6 win vs. Atlanta. Catcher **Todd Zeile** threw a scoreless ninth inning in a 16-3 loss to the Los Angeles Dodgers on Sept. 14, 2002 at home.

PITCHERS TO PLAY THE FIELD

Jason Gurka is the only pitcher to play in the field in Rockies history. He played right field in the 16th inning of a 5-4 win at Dodger Stadium on Sept. 15, 2015.

11

Opening Day Age: 47
Born: May 5, 1971 in Seattle, Wash.
Residence: Spokane, Wash.
Coaching Experience: Seven years
Named Coach: Nov. 16, 2016



MIKE REDMOND

Bench Coach

REDMOND

MANAGING/COACHING CAREER: Mike Redmond enters his third season as the Rockies bench coach.

- Served as manager for the Miami Marlins for three seasons (2013-2015), posting a record of 155-207 (.428).
- Began his managerial career in 2011 with Low-A Lansing (Toronto Blue Jays affiliate), where he was named the Midwest League Manager of the Year ... Redmond was then promoted to High-A Dunedin where he managed for the 2012 season, posting a record of 78-55 (.586) and winning the Florida State League North Division ... Dunedin eventually lost in the postseason semifinals.

PLAYING CAREER: Redmond, a catcher, played parts of 13 seasons with Florida (1998-2004), Minnesota (2005-09) and Cleveland (2010).

- Redmond was originally signed by Florida as a non-drafted free agent on Aug. 18, 1992, and made his Major League debut on May 30, 1998 vs. Milwaukee.
- During his career, he allowed 382 stolen bases while throwing out 177 base runners (32%).
- Redmond was a member of the Marlins' 2003 World Series Championship team.

PERSONAL: Michael Patrick Redmond ... he and his wife Michele have two sons, Ryan Patrick and Michael Andrew ... they reside in Spokane, Wash., during the offseason.

- Graduated from Gonzaga Preparatory School in 1989 ... went on to play baseball at Gonzaga University, where he was named a First Team Pac-10 All-Conference Selection in both 1991 and 1992.
- In 2002, Redmond founded the "Red's Rally Cap" program, which helps give inspiration and strength to patients receiving cancer treatment.

REDMOND'S MAJOR LEAGUE PLAYING RECORD

Year	Club	Avg.	G	AB	R	H	2B	3B	HR	RBI	BB	SO	SB
1998	FLORIDA	.331	37	118	10	39	9	0	2	12	5	16	0
1999	FLORIDA	.302	84	242	22	73	9	0	1	27	26	34	0
2000	FLORIDA	.252	87	210	17	53	8	1	0	15	13	19	0
2001	FLORIDA	.312	48	141	19	44	4	0	4	14	13	13	0
2002	FLORIDA	.305	89	256	19	78	15	0	2	28	21	34	0
2003	FLORIDA	.240	59	125	12	30	7	1	0	11	7	16	0
2004	FLORIDA	.256	81	246	19	63	15	0	2	25	14	28	1
2005	MINNESOTA	.311	45	148	17	46	9	0	1	26	6	14	0
2006	MINNESOTA	.341	47	179	20	61	13	0	0	23	4	18	0
2007	MINNESOTA	.294	82	272	23	80	13	0	1	38	18	23	0
2008	MINNESOTA	.287	38	129	14	37	6	0	0	12	5	11	0
2009	MINNESOTA	.237	45	135	9	32	5	1	0	7	11	19	0
2010	CLEVELAND	.206	22	63	7	13	4	0	0	5	2	10	0
Major League Totals		.287	764	2264	208	649	117	3	13	243	145	255	1

REDMOND'S MAJOR LEAGUE MANAGERIAL RECORD

Year	Club	League	W	L	Pct.	Finish	Postseason
2013	MIAMI	National	62	100	.383	6th	None
2014	MIAMI	National	77	85	.475	4th	None
2015	MIAMI	National	16	22	.421	---	None
Major League Totals			155	207	.428		

41

Opening Day Age: 38
Born: Nov. 24, 1980 in Oklahoma City, Okla.
Residence: Scottsdale, Ariz.
Coaching Experience: Four years
Named Coach: Dec. 22, 2016



JEFF SALAZAR

Assistant Hitting Coach

SALAZAR

COACHING CAREER: Jeff Salazar begins his third season as the assistant hitting coach for the Rockies, the first assistant hitting coach in franchise history.

- Spent two seasons (2015-16) as the hitting coach for Double-A Hartford, his first coaching stint with a Major League organization.
- Prior to joining the professional coaching ranks, Salazar served as a hitting coach at Santa Barbara (Calif.) High School, while also starting a club baseball program for middle school, high school and collegiate players.

PLAYING CAREER: Salazar was selected by Colorado in the eighth round of the 2002 First-Year Player Draft out of Oklahoma State University.

- He was named the Rockies Organizational Player of the Year in 2003 after he led the Minor Leagues in runs scored ... also led the Minors in runs scored in 2004.
- Made his Major League debut on Sept. 7, 2006 for the Rockies vs. Washington.
- Played a total of 168 games in parts of four Major League seasons with Colorado (2006), Arizona (2007-08) and Pittsburgh (2009).
- His last Minor League season came in 2012 with Triple-A Durham in the Tampa Bay organization.

PERSONAL: Jeff Salazar resides in Scottsdale, Ariz., during the offseason with his wife Adrianna.

- Attended Putnam City High School in his hometown of Oklahoma City ... went on to attend Connors State College in Warner, Okla., before transferring to Oklahoma State.

SALAZAR'S MAJOR LEAGUE PLAYING RECORD

Year	Club	Avg.	G	AB	R	H	2B	3B	HR	RBI	BB	SO	SB
2006	COLORADO	.283	19	53	13	15	4	0	1	8	11	16	2
2007	ARIZONA	.277	38	94	13	26	6	1	1	10	9	19	2
2008	ARIZONA	.211	90	128	17	27	5	3	2	12	21	41	0
2009	PITTSBURGH	.043	21	23	1	1	0	0	0	1	3	7	1
Major League Totals		.232	168	298	44	69	15	4	4	31	44	83	5

ROCKIES WITH FOUR EXTRA BASE HITS IN A GAME

Player	Date	Opponent	AB	R	H	2B	3B	HR	RBI	XBH
Larry Walker	5/21/1996	Pittsburgh	5	4	4	1	1	2	6	4
Jeff Cirillo	6/28/2000	San Francisco	5	5	4	1	0	3	6	4
Todd Walker	6/25/2001	San Diego	4	2	4	2	0	2	2	4
Larry Walker	6/25/2004	Cleveland	4	4	4	1	0	3	5	4
Jeff Baker	5/30/2008	Chicago-NL	4	2	4	4	0	0	1	4
Charlie Blackmon	4/4/2014	Arizona	6	4	6	3	0	1	5	4
Corey Dickerson	5/10/2014	Cincinnati	5	3	4	2	0	2	4	4
DJ LeMahieu	4/12/2018	Washington	5	2	4	2	0	2	4	4

Colorado Rockies Medical Staff



Keith Dugger

Head Athletic Trainer

Keith Dugger enters his 15th season as head athletic trainer after being named to the post on Nov. 18, 2004. Dugger, who spent six seasons as the club's assistant trainer, is the third head trainer in franchise history.

The 2019 season will be Dugger's 27th with the Rockies organization and 29th in professional baseball. The 53-year-old spent six seasons in the Rockies' Minor League system before being promoted to assistant trainer on Nov. 1, 1998. He joined Colorado after three years (1990-92) as a trainer in the Padres organization and has also worked in both the Arizona Fall League and Hawaiian Winter League.

In 2003, he and Tom Probst were named Major League Training Staff of the Year by their peers. Dugger was also named the National League's All-Star Game trainer for the 2010 game in Anaheim. He previously served on the Executive Board and currently serves on the MLB Advisory Committee, the PitchSmart Advisory Committee and is the National League representative for Professional Baseball Athletic Trainers Society (PBATS). He also served as the trainer for the 2018 All-Star Tour in Japan.

A graduate of San Diego State University in 1988, Keith and his wife Shannon reside in Morrison, Colo., with their daughter Tianna and son Cashel.



Scott Gehret

Assistant Athletic Trainer

Scott Gehret begins his 15th season as Colorado's assistant athletic trainer after being named to the position on Nov. 18, 2004. This marks his 23rd overall season with the organization. Gehret was named one of the National League's All-Star athletic trainers for the 2015 All-Star Game at Great American Ballpark in Cincinnati.

Gehret spent five years as the club's rehabilitation coordinator from 2000-2004, working with injured players at both the Major and Minor League levels. He was hired by the Rockies in a full-time capacity in 1998, serving as Single-A Portland's athletic trainer. He also worked in a part-time role with the Rockies in 1995 before going to graduate school.

A graduate of Colorado State University in 1993, he went on to get his master's degree in physical therapy from Thomas Jefferson University in Philadelphia ('97). The Englewood, Colo. native attended Cherry Creek High School and currently resides in Denver.



Kunio Nakatani

Team Massage Therapist

Kunio Nakatani is in his 12th season as the Rockies' massage therapist and acupuncturist. He earned his master's degree in oriental medicine from SAMRA University in 2002, and earned his National Certificate Commissions for Acupuncture and Oriental Medicine. Nakatani is a state licensed acupuncturist in Colorado and California; he has been practicing acupuncture for 17 years and massage for 22 years.

Prior to working for the Rockies, Nakatani worked as an interpreter in Japanese and English for the Texas Rangers for two seasons (2006-07). Kunio has lived in Denver since 2008.



Gabe Bauer

Director of Physical Performance

Gabe Bauer begins his fifth season as the Rockies' director of physical performance. Bauer served as the organization's Minor League physical performance coordinator for six seasons (2009-14) and the physical performance coach prior to that (2007-08).

A native of Stevens Point, Wis., he received his bachelor's degree from the University of Wisconsin-Stevens Point and his master's degree from St. Cloud State University. He is a registered strength and conditioning coach (RSCC) and certified strength and conditioning specialist (CSCS) through the National Strength and Conditioning Association.

Gabe and his wife Cierra reside in Chandler, Ariz., with their daughter Ellie and son Greyson.

(Colorado Rockies Medical Staff, continued)



Mike Jasperson

Physical Performance Coach

Mike Jasperson enters his 10th season with the Rockies, his fourth season as the Major League physical performance coach.

Originally from Salt Lake City, Utah, "Jaspy" graduated with a bachelor's degree in exercise science from Colorado State University-Pueblo, where he played baseball his junior and senior years. After graduating, he interned at the University of Denver with the strength and conditioning department. He is a registered strength and conditioning coach (RSCC) and certified strength and conditioning specialist (CSCS) through the National Strength and Conditioning Association.

Jasperson currently resides in Scottsdale, Ariz., during the offseason.



Scott Murayama

Rehabilitation Coordinator/Athletic Trainer

Scott Murayama begins his 19th season with the Colorado Rockies and 15th season as the rehabilitation coordinator. From 2001-04, he worked as an athletic trainer for Short-Season Tri-City in the Northwest League. In 2005, he was promoted to his current position as the rehab coordinator, where he works with injured players at the Major League level, helps with daily duties as an athletic trainer and supervises all medical and injury issues with the eight Minor League teams, including the two in the Dominican Republic.

Murayama graduated from Colorado State University in 1998 with a bachelor's degree in exercise and sport science with a minor in anatomy and neurobiology. He is a Colorado native, attended Bear Creek High School, and currently resides in Littleton, Colo.

MEDICAL

Colorado Rockies Team Doctors



Dr. Thomas Noonan

Medical Director

Thomas J. Noonan, M.D., was named the Colorado Rockies' medical director on Sept. 24, 2004. Dr. Noonan has been with the Rockies medical team since 2002 as an associate orthopedist, working out of the Steadman Hawkins Clinic in Denver.

Prior to joining the Rockies medical staff, Noonan gained his fellowship in sports medicine at the Steadman Hawkins Clinic in Vail, Colo., and then spent two years as an orthopedic surgeon with Charlotte Orthopedic Specialists in Charlotte, N.C.

Noonan received his undergraduate degree at Princeton University, where he played football. He earned his medical degree and completed his residency at Duke University. He graduated in 1984 from C.E. Jordan High School in Durham, N.C.



Dr. Allen Schreiber

Internal Medicine

Now in his 27th season with the Rockies, Allen Schreiber, M.D., has handled the club's internal medicine needs since 1993. Dr. Schreiber is the former chief of the Division of Gastroenterology at Rose Medical Center. He operates a private practice and is president of the Schreiber Clinic. In previous winters, Schreiber has served as the Denver Nuggets team physician and has also worked with the Colorado Avalanche.

A cum laude graduate of Johns Hopkins University (1973), he completed medical school at New York Medical College, where he graduated in 1976 with valedictorian honors and the David Spiro Award for excellence in pathology. He and his wife Lisa have a son, David, and two daughters, Jillian and Arielle.



Dr. Shawn Caldwell
Team Chiropractor



Dr. Jennifer Kummer
Orthopedic Surgeon
Hand and Upper Extremity



Dr. James Genuario
Orthopedist



Dr. Alex Ebinger
Emergency Medicine
Internist

Colorado Rockies Clubhouse Staff



Mike Pontarelli

Manager - Major League Clubhouse

Mike "Tiny" Pontarelli is entering his third season as the home clubhouse manager after previously serving as the Rockies' visiting clubhouse manager for two seasons. This will be Pontarelli's 13th season overall in the Rockies home clubhouse. In his previous role, Pontarelli served as the assistant to the director of home clubhouse operations, where he oversaw the club's equipment inventory and budget. Pontarelli got his start with the Rockies organization as a bat boy and clubhouse attendant in the visiting clubhouse.

Pontarelli was born in Denver and raised in Arvada, Colo. He is a graduate of Arvada West High School and Regis University. He also played baseball while attending Monterey Peninsula College in Monterey, Calif. Mike currently resides in Arvada.



Tyler Sanders

Coordinator - Major League Clubhouse

Tyler Sanders enters his seventh season with the Rockies and his fifth in his current role in the home clubhouse. Prior to joining the Rockies, Sanders spent five seasons in the Atlanta Braves visiting clubhouse, two seasons as the graduate assistant equipment manager for the University of Georgia football team and assisted the Jacksonville Jaguars.

Born in Macon, Ga., Sanders graduated from the University of Georgia in 2009, going on to earn his master's degree in sport management and policy in 2012. He served as a student manager for the 2008 Georgia baseball team that finished as SEC Champions and College World Series finalists.

Tyler and his wife Abby reside in Denver.



Alan Bossart

Manager - Clubhouse Purchasing/Visiting Clubhouse

Alan Bossart enters his third season in his current role with the visiting clubhouse/purchasing manager duties after three seasons as the director of home clubhouse operations. Bossart was previously the visiting clubhouse manager from 2007-2013, where he and his staff were awarded the Pete Sheehy Clubhouse Award for the National League Visiting Clubhouse of the Year in 2009. One of the club's original employees, Bossart is beginning his 28th year with the Rockies. Previously, he oversaw the promotions, special events, in-game entertainment and TV/radio broadcasting departments.

Bossart is a 48-year resident of Denver and was a member of the Colorado Baseball Commission, charged with the task of bringing Major League Baseball to the city. He attended South High School, where he played baseball and soccer, earning all-conference honors in soccer. Bossart attended Colorado College and University of Denver, studying business management.

Born in Northampton, Mass., Alan and his wife Kim reside in Centennial, Colo., and have three boys: Kyle, Corey and CJ.




Tyler Hines

Culinary Nutritionist

Tyler Hines begins his third season with the Colorado Rockies organization. A graduate of Johnson and Wales University, Hines has most recently worked as the assistant nutritionist for the Denver Broncos.

Hines began his career in the food industry at the age of 14. After playing sports in high school and college, Hines developed a deeper passion for sports nutrition and desired to have an impact on the day-to-day health and nutrition of professional athletes.

He currently resides in Greenwood Village, Colo.



Tyler Karpeichik

Assistant - Culinary Nutritionist

Tyler Karpeichik enters his second season as the assistant to the culinary nutritionist. His responsibilities with the club include planning and preparing all meals in the home clubhouse both prior to and after game days, as well as assisting in the operations at Salt River Fields during Spring Training.

Karpeichik launched his career in food service at the age of 15. He went on to attend Johnson and Wales University in Providence, R.I., where he received his associates degree in culinary arts with a focus on nutrition and a bachelor's degree in food service management. Throughout college, Tyler held multiple managerial roles in the restaurant industry, eventually becoming the Executive Sous Chef of the long standing Wayside Inn in Sudbury, Mass.

(Colorado Rockies Clubhouse Staff, continued)



Shane Gillooly
Visiting Clubhouse Assistant/
Umpire Attendant

3,000 HITS

On Aug. 7, 2016 at Coors Field, Miami Marlins **Ichiro Suzuki** recorded his 3,000th Major League hit in the seventh inning off Rockies left-handed pitcher **Chris Rusin**. Ichiro became the 30th player in Major League history to reach the milestone and was the third Major Leaguer to reach 3,000 hits against the Rockies. The Houston Astros' **Craig Biggio** reached 3,000 hits on June 28, 2007 at Minute Maid Park off **Aaron Cook**. San Diego's **Rickey Henderson** reached the milestone on Oct. 7, 2001 at Qualcomm Stadium off **John Thomson**.

GROUNDS

Colorado Rockies Grounds Crew



Mark Razum

Head Groundskeeper

Mark Razum is in his 25th season as head groundskeeper for Coors Field, and his 41st year in the profession. Razum and his staff have built one of the best playing surfaces in professional sports at the corner of 20th and Blake.

"Raz" recently completed a two-year term as president of The Association of Major League Baseball Groundskeepers. In 1998, Razum's peers named him the Turf/Grass Professional of the Year, an award presented by the Rocky Mountain Turf/Grass Association. He was recognized, in part, for the star design he and his staff cut into the Coors Field grass for the 1998 All-Star Game.

Prior to joining the Rockies in October 1994, Razum served six years as head of the Oakland Athletics' grounds crew at the Oakland-Alameda County Coliseum, where players voted the field the best in the American League for three consecutive seasons (1992-94). He spent seven years in charge of spring surfaces for Oakland (1984-89) and the California Angels (1982-84). His groundskeeping career began in 1978 at Municipal Stadium in his native Cleveland, Ohio.



Doug Zabinsky

Assistant Head Groundskeeper

SWITCH-HIT HOME RUNS

Two Rockies have homered from both sides of the plate in a single game. **Aaron Miles** accomplished the feat on April 14, 2004 vs. Arizona. **Dexter Fowler** is the most recent player to homer from both sides, Sept. 5, 2011, also vs. Arizona.



Collin Reedy

Groundskeeping Assistant



Adam Steward

Groundskeeping Assistant

Making the 40-Man Roster

JUNE FIRST-YEAR PLAYER DRAFT (19)

Player	Year	Round	School
Charlie Blackmon.....	2008.....	2nd.....	Georgia Tech University
Nolan Arenado.....	2009.....	2nd.....	El Toro HS (CA)
Chad Bettis.....	2010.....	2nd.....	Texas Tech University
Tyler Anderson.....	2011.....	1st.....	University of Oregon
Trevor Story.....	2011.....	1st.....	Irving HS (TX)
David Dahl.....	2012.....	1st.....	Oak Mountain HS (AL)
Tom Murphy.....	2012.....	3rd.....	SUNY Buffalo
Scott Oberg.....	2012.....	15th.....	University of Connecticut
Rayan González.....	2012.....	21st.....	Bethune-Cookman University
Jon Gray.....	2013.....	1st.....	University of Oklahoma
Ryan McMahon.....	2013.....	2nd.....	Mater Dei HS (CA)
Pat Valaika.....	2013.....	9th.....	University of California, Los Angeles
Mike Tauchman.....	2013.....	10th.....	Bradley University
Kyle Freeland.....	2014.....	1st.....	University of Evansville
Ryan Castellani.....	2014.....	2nd.....	Brophy College Preparatory (AZ)
Harrison Musgrave.....	2014.....	8th.....	West Virginia University
Justin Lawrence.....	2015.....	12th.....	Daytona Beach Community College
Sam Hilliard.....	2015.....	15th.....	Wichita State University
Garrett Hampson.....	2016.....	3rd.....	California State University Long Beach

NON-DRAFTED INTERNATIONAL FREE AGENT (4)

Player	Date Signed	School / Country
Yonathan Daza.....	Oct. 20, 2010.....	Venezuela
Raimel Tapia.....	Nov. 29, 2010.....	Dominican Republic
Carlos Estévez.....	May 31, 2011.....	Dominican Republic
Antonio Senzatela.....	July 8, 2011.....	Venezuela

MAJOR LEAGUE FREE AGENT (7)

Player	Date Signed	Last Organization
Daniel Murphy.....	Dec. 23, 2018.....	Chicago-NL
Ian Desmond.....	Dec. 13, 2016.....	Texas
Mike Dunn.....	Dec. 15, 2016.....	Miami
Chris Iannetta.....	Dec. 8, 2017.....	Arizona
Jake McGee.....	Dec. 15, 2017.....	Colorado (re-signed)
Bryan Shaw.....	Dec. 15, 2017.....	Cleveland
Wade Davis.....	Dec. 29, 2017.....	Chicago-NL

MINOR LEAGUE FREE AGENT (2)

Player	Date Signed	Last Organization
DJ Johnson.....	Nov. 14, 2016.....	Miami
Josh Fuentes.....	June 11, 2014.....	N/A

TRADE (6)

Player	Team	Date	In Exchange For
Noel Cuevas.....	Los Angeles-NL.....	Dec. 14, 2014.....	Juan Nicasio
Jeff Hoffman.....	Toronto.....	July 28, 2015.....	LaTroy Hawkins/Troy Tulowitzki
Jesus Tinoco.....	Toronto.....	July 28, 2015.....	LaTroy Hawkins/Troy Tulowitzki
Yency Almonte.....	Chicago-AL.....	Nov. 24, 2015.....	Tommy Kahnle
German Márquez.....	Tampa Bay.....	Jan. 28, 2016.....	Corey Dickerson/Kevin Padlo
Seunghwan Oh.....	Toronto.....	July 26, 2018.....	Chad Spanberger/Forrest Wall/PTBNL

WAIVER CLAIM (2)

Player	Date Claimed	Last Organization
Chris Rusin.....	Sept. 27, 2014.....	Chicago-NL
Tony Wolters.....	Feb. 18, 2016.....	Cleveland

2019 Colorado Rockies 40-Man Roster

COACHING STAFF

10.....Bud Black.....	Manager
11.....Mike Redmond.....	Bench Coach
16.....Dave Magadan.....	Hitting Coach
36.....Steve Foster.....	Pitching Coach
40.....Darren Holmes.....	Bullpen Coach
39.....Stu Cole.....	Third Base Coach
41.....Jeff Salazar.....	Assistant Hitting Coach
53.....Ron Gideon.....	First Base Coach
75.....Kyle Cunningham.....	Asst. Bullpen Catcher
77.....Aaron Muñoz.....	Bullpen Catcher



SUPPORT STAFF

Keith Dugger.....	Head Athletic Trainer
Scott Gehret.....	Assistant Athletic Trainer
Kunio Nakatani.....	Team Massage Therapist
Gabe Bauer.....	Director of Physical Performance
Mike Jaspersen.....	Physical Performance Coach
Mike Pontarelli.....	Manager, Major League Clubhouse
Allan Bossart.....	Manager, Visiting Clubhouse
Tyler Sanders.....	Coordinator, Major League Clubhouse
Tyler Hines.....	Culinary Nutritionist
Brian Jones.....	Video Coordinator

ROSTER

#	Pitchers (22)	B-T	HT.	WT.	AGE	BORN	BIRTHPLACE	2018 Club(s)	W-L	ERA	G	GS	CG	SV	IP	H	ER	BB	SO	SVC	
62	Almonte, Yency	S-R	6-5	217	24	6/4/94	Miami, Fla.	Albuquerque COLORADO	3-5 0-0	5.56 1.84	18 14	10 0	0 0	1	43.2	44	27	14	34	0.081	
44	Anderson, Tyler	L-L	6-3	215	29	12/30/89	Las Vegas, Nev.	COLORADO	7-9	4.55	32	32	0	0	176.0	165	89	59	164	3.065	
35	Bettis, Chad	R-R	6-0	201	29	4/26/89	Lubbock, Texas	Albuquerque* COLORADO	0-0 5-2	5.14 5.01	3 27	3 20	0 0	0	14.0 120.1	16 121	8 67	3 47	10 80	4.096	
60	Castellani, Ryan	R-R	6-4	223	22	4/11/96	Philadelphia, Pa.	Hartford	7-9	5.49	26	26	0	0	134.1	135	82	70	91	0.000	
71	Davis, Wade	R-R	6-5	227	33	9/7/85	Lake Wales, Fla.	COLORADO	3-6	4.13	69	0	0	43	65.1	43	30	26	78	9.032	
38	Dunn, Mike	L-L	6-0	212	33	5/23/85	Farmington, N.M.	Albuquerque* Lancaster* COLORADO	0-1 0-0 0-0	5.79 0.00 9.00	5 1 25	0 0 0	0 0 0	4.2 1.0 17.0	5 0 22	3 3 17	3 0 18	4 1 12	8 2	8.079	
54	Estévez, Carlos	R-R	6-6	275	26	12/28/92	Santo Domingo, D.R.	Albuquerque	0-1	6.35	28	0	0	1	28.1	37	20	11	35	2.022	
21	Freeland, Kyle	L-L	6-4	201	25	5/14/93	Denver, Colo.	COLORADO	17-7	2.85	33	33	0	0	202.1	182	64	70	173	2.000	
46	González, Rayan	R-R	6-4	238	28	10/18/90	Arecibo, Puerto Rico	Lancaster* Hartford*	0-0 0-1	6.75 5.19	3 19	0 0	0 0	0	2.2 17.1	3 19	2 10	0 8	2 17	1.000	
55	Gray, Jon	R-R	6-4	227	27	1/15/91	Shawnee, Okla.	Albuquerque COLORADO	1-0 12-9	3.38 5.12	2 31	2 31	0 0	0	10.2 172.1	7 180	4 98	4 52	13 183	3.062	
34	Hoffman, Jeff	R-R	6-5	227	26	1/8/93	Latham, N.Y.	Lancaster* Albuquerque COLORADO	0-0 6-8 0-0	6.00 4.94 9.35	1 21 6	1 21 1	0 0 0	3.0 105.2	5 105	2 47	2 102	0 84	2 1.034		
63	Johnson, DJ	L-R	6-4	230	29	8/30/89	Beaverton, Ore.	Albuquerque Albuquerque COLORADO	3-5 1-0 0-2	3.90 4.26 2.65	50 7 55	0 0 0	18 0	55.1 6.1	56 6	24 3	15 2	84 9	5 2	0.028	
74	Lawrence, Justin	R-R	6-3	218	24	11/25/94	Canal Zone, Panama	Lancaster	0-2	2.65	55	0	0	11	54.1	36	16	27	62	0.000	
48	Márquez, German	R-R	6-1	225	23	2/22/95	San Felix, Venezuela	COLORADO	14-11	3.77	33	33	0	0	196.0	179	82	57	230	2.027	
51	McGee, Jake	L-L	6-4	237	32	8/6/86	San Jose, Calif.	COLORADO	2-4	6.49	61	0	0	1	51.1	59	37	16	47	7.127	
59	Musgrave, Harrison	L-L	6-1	206	26	3/3/92	Nutter Fort, W.Va.	Albuquerque COLORADO	0-1 2-3	5.40 4.62	8 35	3 0	0 0	16.2 44.2	23 36	10 23	6 22	18 32	0.162		
45	Oberg, Scott	R-R	6-2	203	28	3/13/90	Tewksbury, Mass.	Lancaster* Albuquerque COLORADO	0-0 1-0 8-1	0.00 1.76 2.45	1 13 56	0 0 0	0 3	1.0 15.1	0 14	0 3	1 2	1 14	2 3.063		
18	Oh, Seungwhan	R-R	5-10	205	36	7/15/82	Jeongeup, South Korea	Albuquerque TORONTO COLORADO	8-1 4-3 2-0	2.45 2.68 2.53	48 48 25	0 0 0	2	47.0 21.1	56 15	6 6	12 7	57 24	3.000		
52	Rusin, Chris	L-L	6-2	198	32	10/22/86	Detroit, Mich.	Albuquerque* COLORADO	0-0 2-3	5.40 6.09	3 49	0 0	0	3.1 54.2	3 56	3 37	2 26	2 47	1 4.092		
49	Senzatela, Antonio	R-R	6-1	246	24	1/21/95	Valencia, Venezuela	Albuquerque Albuquerque COLORADO	3-1 6-6 0-0	2.15 4.38 9.00	8 23 2	8 13 0	0 0	37.2 90.1	29 94	9 44	12 30	42 69	1.126		
29	Shaw, Bryan	S-R	6-1	232	31	1/18/87	Livermore, Calif.	Albuquerque* COLORADO	0-0 4-6	9.00 5.93	2 61	0 0	0	2.0 54.2	3 70	2 36	2 28	2 54	1.7081		
32	Tinoco, Jesus	R-R	6-4	263	23	4/30/95	San Antonio de Maturin, Ven.	Hartford	9-12	4.79	26	26	1	0	141.0	149	75	38	132	0.000	
#	Catchers (3)	B-T	HT.	WT.	AGE	BORN	BIRTHPLACE	2018 Club(s)	AVG	G	AB	R	H	2B	3B	HR	RBI	BB	SO	SB	SVC
22	Iannetta, Chris	R-R	6-0	230	35	4/8/83	Providence, R.I.	COLORADO	.224	110	299	36	67	13	1	11	36	50	87	0	12.013
23	Murphy, Tom	R-R	6-1	218	27	4/3/91	West Monroe, N.Y.	Albuquerque COLORADO	.258 .226	64 37	236 93	40 5	61 7	16 1	3 2	17 11	49 2	22 3	76 44	4	1.092
14	Wolters, Tony	L-R	5-10	197	26	6/9/92	Vista, Calif.	COLORADO	.170	74	182	19	31	4	4	3	27	26	33	2	2.161
#	Infielders (7)	B-T	HT.	WT.	AGE	BORN	BIRTHPLACE	2018 Club(s)	AVG	G	AB	R	H	2B	3B	HR	RBI	BB	SO	SB	SVC
28	Arenado, Nolan	R-R	6-2	215	27	4/16/91	Newport Beach, Calif.	COLORADO	.297	156	590	104	175	38	2	38	110	73	122	2	5.155
68	Fuentes, Josh	R-R	6-2	209	25	2/19/93	Rancho Santo Margarita, Calif.	Albuquerque	.327	135	551	93	180	39	12	14	95	21	103	3	0.000
1	Hampson, Garrett	R-R	5-11	188	24	10/10/94	Reno, Nev.	Albuquerque Hartford COLORADO	.314 .304 .275	72 38 24	296 148 40	53 28 4	17 8 3	17 2 1	4 4 0	6 15 4	25 17 7	30 17 19	58 17	0.051	
24	McMahon, Ryan	L-R	6-2	208	24	12/14/94	Yorba Linda, Calif.	Albuquerque COLORADO	.290 .232	55 91	224 181	40 17	65 42	15 9	3 1	11 5	48 19	15 64	61 1	3	1.006
9	Murphy, Daniel	L-R	6-1	221	33	4/1/85	Jacksonville, Fla.	Harrisburg* WASHINGTON CHICAGO-NL	.243 .300 .297	10 56 35	37 190 138	8 17 23	9 57 41	2 6 6	2 19 13	7 13 7	6 4 23	4 0 2	0	9.109	
27	Story, Trevor	R-R	6-2	214	26	11/15/92	Irving, Texas	COLORADO	.291	157	598	88	174	42	6	37	108	47	168	27	3.000
4	Váladez, Pat	R-R	5-11	208	26	9/9/92	Valencia, Calif.	Albuquerque COLORADO	.216 .156	37 68	139 122	30 8	13 19	5 5	4 0	1 2	8 5	20 9	30 30	0	1.169
#	Outfielders (8)	B-T	HT.	WT.	AGE	BORN	BIRTHPLACE	2018 Club(s)	AVG	G	AB	R	H	2B	3B	HR	RBI	BB	SO	SB	SVC
19	Blackmon, Charlie	L-L	6-3	220	32	7/1/86	Dallas, Texas	COLORADO	.291	156	626	119	182	31	7	29	70	59	134	12	6.102
56	Cuevas, Noel	R-R	6-2	224	27	10/2/91	Camuy, Puerto Rico	Albuquerque COLORADO	.331 .233	44 75	160 146	17 16	53 34	10 4	5 1	29 2	16 10	23 6	13 24	3	0.130
26	Dahl, David	L-R	6-2	200	24	4/1/94	Birmingham, Ala.	Albuquerque COLORADO	.286 .273	19 77	77 249	7 31	22 68	7 11	2 3	9 16	48 19	68 5	1	1.162	
31	Daza, Yonathan	R-R	6-2	210	24	2/28/94	Maracay, Venezuela	Hartford	.306	54	219	27	67	18	2	4	29	7	24	4	0.000
20	Desmond, Ian	R-R	6-3	220	33	9/20/85	Sarasota, Fla.	COLORADO	.236	160	555	82	131	21	8	22	88	53	146	20	9.027
43	Hilliard, Sam	L-L	6-5	238	24	2/21/94	eld, Texas	Hartford	.262	121	435	58	114	22	3	9	40	41	151	23	0.000
15	Tapia, Raimel	L-L	6-3	185	25	2/4/94	San Pedro de Macoris, D.R.	Albuquerque COLORADO	.302 .200	25 25	65 45	5 5	2 2	1 1	6 6	2 2	7 7	0 0	2 7	0	1.020
3	Tauchman, Mike	L-L	6-2	220	28	12/3/90	Palatine, IL	Albuquerque COLORADO	.323 .094	112 21	403 32	84 5	130 3	26 1	7 0	20 0	81 4	60 15	70 12	12	0.079

2019 Colorado Rockies Non-Roster Invitees

#	Pitchers (7)	B-T	HT.	WT.	AGE	BORN	BIRTHPLACE	2018 Club(s)	W-L	ERA	G	GS	CG	SV	IP	H	ER	BB	SO	SVC
81	Bowden, Ben	L-L	6-4	255	24	10/21/94	Lynn, Mass.	Asheville Lancaster	3-0 4-2	3.52 4.17	15 34	0 0	0 0	0 0	15.1 36.2	17 35	6 17	5 15	25 53	0.000
76	Garcia, Rico	R-R	5-11	190	25	1/10/94	Honolulu, Hawaii	Lancaster Hartford	7-7 6-2	3.42 2.28	16 11	15 0	0 0	0 0	100.0 67.0	99 54	38 17	22 20	101 61	0.000
67	Gonzalez, Chi Chi	R-R	6-3	212	27	1/15/92	Delray Beach, Fla.	AZL Rangers Spokane	1-0 1-0	0.00 0.00	2 1	0 0	0 0	0 0	5.0 5.0	2 0	0 0	0 0	4 8	1.078
83	Grills, Evan	L-L	6-4	217	26	6/13/92	Whitby, ON, Canada	Hartford	4-5	3.90	16	16	0	0	85.1	89	37	16	81	0.000
61	Howard, Sam	R-L	6-4	199	25	3/5/93	Cartersville, Ga.	Albuquerque COLORADO	3-8 0-0	5.06 2.25	21 4	21 0	0 0	0 0	96.0 4.0	106 5	54 1	34 3	80 1	0.048
78	Lambert, Peter	R-R	6-2	204	21	4/18/97	San Dimas, Calif.	Hartford Albuquerque	8-2 2-5	2.23 5.04	15 11	15 0	1 0	0 0	92.2 55.1	80 72	23 31	12 15	75 31	0.000
84	Pierpont, Matt	R-R	6-2	233	28	1/25/91	Winter Springs, Fla.	Hartford	1-5	1.95	55	0	0	32	60.0	44	13	21	77	0.000

#	Catchers (4)	B-T	HT.	WT.	AGE	BORN	BIRTHPLACE	2018 Club(s)	AVG	G	AB	R	H	2B	3B	HR	RBI	BB	SO	SB	SVC
50	Nicholas, Brett	L-R	6-2	210	30	7/18/88	Phoenix, Ariz.	El Paso	.291	117	412	65	120	30	1	6	83	37	86	1	0.153
58	Nuñez, Dom	L-R	6-1	206	23	1/17/95	Elk Grove, Calif.	Hartford	.222	92	324	34	72	12	0	9	42	46	73	8	0.000
37	Rabago, Chris	R-R	5-11	207	25	4/22/93	Riverside, Calif.	Hartford Trenton	.213 .071	66 7	202 28	22 1	43 2	14 0	2 0	4 0	23 0	22 2	52 10	0 0	
66	Serven, Brian	R-R	6-0	204	23	5/5/95	Palm Desert, Calif.	Lancaster	.268	83	291	53	78	22	3	12	46	23	68	1	0.000

#	Infielders (7)	B-T	HT.	WT.	AGE	BORN	BIRTHPLACE	2018 Club(s)	AVG	G	AB	R	H	2B	3B	HR	RBI	BB	SO	SB	SVC
82	Boswell, Bret	L-R	6-1	201	24	10/4/94	Rockwall, Texas	Asheville Lancaster	.288 .322	97 30	379 118	69 28	109 38	20 5	4 1	17 10	50 28	21 13	103 41	7 2	0.000
70	Mooney, Peter	L-R	5-6	155	28	8/19/90	Loxahatchee, Fla.	New Orleans Jacksonville	.297 .000	75 4	239 13	25 0	71 0	8 0	2 0	6 0	27 0	32 4	3 0	0.000	
73	Mundell, Brian	R-R	6-3	244	24	2/28/94	Santa Clarita, Calif.	Hartford	.263	128	441	49	116	25	1	7	41	53	77	1	0.000
72	Nevin, Tyler	R-R	6-4	214	21	5/29/97	Poway, Calif.	Lancaster	.328	100	378	59	124	25	1	13	62	34	77	4	0.000
12	Reynolds, Mark	R-R	6-2	220	35	8/3/83	Pikeville, Ky.	Syracuse WASHINGTON	.231 .248	10 86	39 206	3 26	9 51	1 8	0 0	1 13	4 40	3 24	13 64	0 0	
65	Rodgers, Brendan	R-R	6-0	212	22	8/9/96	Winter Park, Fla.	Hartford	.275	95	357	49	98	23	2	17	62	30	76	12	0.000
79	Welker, Colton	R-R	6-2	235	21	10/9/97	Coral Springs, Fla.	Albuquerque Lancaster	.232 .333	19 114	69 454	5 74	16 51	4 32	0 0	5 13	2 82	1 42	103 5	0.000	

#	Outfielders (1)	B-T	HT.	WT.	AGE	BORN	BIRTHPLACE	2018 Club(s)	AVG	G	AB	R	H	2B	3B	HR	RBI	BB	SO	SB	SVC
25	Saunders, Michael	L-R	6-4	225	32	1/1/1986	Victoria, BC, Canada	Charlotte Norfolk	.152 .161	13 25	46 87	4 11	7 14	1 3	1 1	4 14	5 16	5 23	10 2	0 7.080	

NUMERICAL ROSTER

- | | | |
|--------------------------|---------------------------|---------------------------|
| 1.....Hampson, Garrett | 34.....Hoffman, Jeff | 59.....Musgrave, Harrison |
| 3.....Tauchman, Mike | 35.....Bettis, Chad | 60.....Castellani, Ryan |
| 4.....Valaika, Pat | 36.....Foster, Steve | 61.....Howard, Sam |
| 9.....Murphy, Daniel | 37.....Rabago, Chris | 62.....Almonte, Yency |
| 10.....Black, Bud | 38.....Dunn, Mike | 63.....Johnson, DJ |
| 11.....Redmond, Mike | 39.....Cole, Stu | 65.....Rodgers, Brendan |
| 12.....Reynolds, Mark | 40.....Holmes, Darren | 66.....Serven, Brian |
| 14.....Wolters, Tony | 41.....Salazar, Jeff | 67.....Gonzalez, Chi Chi |
| 15.....Tapia, Raimel | 43.....Hilliard, Sam | 68.....Fuentes, Josh |
| 16.....Magadan, Dave | 44.....Anderson, Tyler | 70.....Mooney, Peter |
| 18.....Oh, Seunghwan | 45.....Oberg, Scott | 71.....Davis, Wade |
| 19.....Blackmon, Charlie | 46.....González, Rayan | 72.....Nevin, Tyler |
| 20.....Desmond, Ian | 47.....Saunders, Michael | 73.....Mundell, Brian |
| 21.....Freeland, Kyle | 48.....Márquez, German | 74.....Lawrence, Justin |
| 22.....Iannetta, Chris | 49.....Senzatela, Antonio | 75.....Cunningham, Kyle |
| 23.....Murphy, Tom | 50.....Nicholas, Brett | 76.....Garcia, Rico |
| 24.....McMahon, Ryan | 51.....McGee, Jake | 77.....Muñoz, Aaron |
| 26.....Dahl, David | 52.....Rusin, Chris | 78.....Lambert, Peter |
| 27.....Story, Trevor | 53.....Gideon, Ron | 79.....Welker, Colton |
| 28.....Arenado, Nolan | 54.....Estévez, Carlos | 81.....Bowden, Ben |
| 29.....Shaw, Bryan | 55.....Gray, Jon | 82.....Boswell, Brett |
| 31.....Daza, Yonathan | 56.....Cuevas, Noel | 83.....Grills, Evan |
| 32.....Tinoco, Jesus | 58.....Nunez, Dom | 84.....Pierpont, Matt |

PRONUNCIATION

Yency Almonte.....YIN-see al-MAHN-tay
 Nolan Arenado.....Nolan ahr-uh-NAH-doh
 Ben Bowden.....Ben BOE-din
 Ryan Castellani.....Ryan CASS-teh-LAH-nee
 Noel Cuevas.....Noel QUAY-vas
 Yonathan Daza.....YONE-a-thon DAH-zah
 Carlos Estévez.....Carlos ess-TEH-vez
 Rayan González.....RYE-in González

Chris Iannetta.....Chris EYE-uh-NEH-tuh
 German Márquez.....HAIR-man MAR-kehzh
 Ryan McMahon.....Ryan mick-MAN
 Brian Mundell.....Brian muhn-DELL
 Dom Nunez.....Dom NOON-yehzh
 Seunghwan Oh.....SEUNG-hwan OH
 Chris Rabago.....Chris rah-BAH-go
 Chris Rusin.....Chris RUH-sin

Antonio Senzatela.....Antonio sehn-zuh-TEH-luh
 Raimel Tapia.....RYE-mel TAW-pee-uh
 Jesus Tinoco.....HAY-soos-tih NO-ko
 Mike Tauchman.....Mike TOCK-min
 Pat Valaika.....Pat vuh-LAY-kuh
 Tony Wolters.....Tony WAHL-ters



BASEBALL... IT'S IN OUR DNA

LIVE LOOK-INS AND ANALYSIS ON MLB TONIGHT™
PLUS 5 LIVE GAMES EACH WEEK



OUR NATIONAL PASTIME
ALL THE TIME®



GO TO FINDMLBNETWORK.COM FOR CHANNEL LINEUP.
© 2019 MAJOR LEAGUE BASEBALL PROPERTIES, INC. ALL RIGHTS RESERVED.

62

Ht: 6-5 Wt: 217 B/T: S/R

Opening Day Age: 24

Born: June 4, 1994 in Miami, Fla.

Major League Service: 0.081

Contract: Through 2019

Obtained: Acquired via trade with Chicago-AL, Nov. 24, 2015

Pronunciation: YIN-see al-MAHN-tay



YENCY ALMONTE

Right-Handed Pitcher

CAREER HIGHLIGHTS

- At 24 years old, reached the Majors for the first time in 2018, making 14 appearances over three separate stints
- An Eastern League Mid-Season All-Star and an MiLB.com Organization All-Star in 2017
- Pitched in the Arizona Fall League in 2017, where he was named to the Fall Stars Game
- Contract selected by the Rockies, Nov. 18, 2016

MAJOR LEAGUE DEBUT

6/21/18 vs. NYM

2018: Reached the Majors for the first time in his career, making 14 appearances.

- Scored upon three times over three stints in Majors ... no runs in eight of last nine Major League appearances from Aug. 1 through the end of the season ... allowed eight of 10 inherited runners to score.
- Major League debut June 21 vs. the New York Mets, inheriting two runners ... allowed a sac before inducing a ground-ball double play.
- Recalled from Triple-A June 21 and made two appearances before being optioned June 23 ... recalled from Triple-A June 24, second recall within three days ... optioned to Albuquerque Aug. 9, returned Sept. 1.
- Career-high tying two scoreless innings with a career-high four strikeouts on Aug. 7 vs. Pittsburgh.
- Went 3-5 with a 5.56 ERA (43.2 IP, 27 ER) in 18 appearances (10 starts) with Albuquerque.

2017: Made 14 starts at Double-A Hartford prior to first-ever promotion to Triple-A Albuquerque, where he pitched in eight games.

- Honored as an Eastern League Mid-Season All-Star as well as an MiLB.com Organization All-Star prior to pitching in the Arizona Fall League for the Salt River Rafters.
- Eastern League Pitcher of the Week after beating Harrisburg April 20 ... recorded seven shutout innings in Hartford's 1-0 victory ... allowed just four hits and finished with a franchise-best 10 strikeouts with no walks over seven innings ... his win was the first for the Yard Goats at new Dunkin Donuts Park.
- Posted 1.27 ERA (28.1 IP, 4 ER) in five road starts for Hartford ... went 3-2 with a 2.44 ERA (48.0 IP, 13 ER) in nine home games for the Yard Goats ... allowed five earned runs in 30.1 innings pitched over six starts combined in April and May at Double-A.
- Two stints on the Hartford disabled list May 4-27 (shoulder) and June 5-23 (knee) ... prior to first DL stint, was 2-0 with a 1.37 ERA (26.1 IP, 4 ER).
- Suffered a knee injury June 1 and did not pitch again until June 27 ... lost three straight starts May 27-June 17 despite allowing four earned runs in 14 innings.
- Was 3-0 with a 2.79 ERA (29.0 IP, 9 ER) over five home games for Albuquerque ... his final game of the year was in relief on Sept. 4 ... did not allow a run over his final 12 innings from Aug. 25-Sept. 4 after allowing a season-high six runs Aug. 19 at Sacramento.
- Won consecutive home starts vs. Salt Lake and Reno Aug. 25 and Aug. 31, allowing a combined eight hits and no runs over 11 innings.

2016: In his first season with the Rockies organization, made 27 starts between High-A Modesto and Hartford, finishing with a 3.58 ERA (168.1 IP, 67 ER) across the two levels.

- A California League Post-Season All-Star after finishing third in the league in ERA (3.71) and tied for second in strikeouts (134).
- Cal League Pitcher of the Week July 25-31, going 2-0 with a 0.00 ERA, three walks and 20 strikeouts in two starts.
- Recorded his first career shutout Aug. 17 with Hartford, pitching seven scoreless innings in the first game of a doubleheader.

ALMONTE

(ALMONTE, continued)

2015: Went 11-7 with a 3.41 ERA (137.1 IP, 52 ER) between Low-A Kannapolis and High-A Winston-Salem in his only season with the Chicago White Sox organization.

- Struck out a career high 12 batters Aug. 30 vs. Frederick.
- Named the South Atlantic League Pitcher of the Week July 6 after pitching 8.2 shutout innings vs. Augusta.
- Acquired by the Rockies via trade with the White Sox in exchange for RHP Tommy Kahnle, Nov. 24.
- Prior to the 2015 season, was acquired by the White Sox via trade with the Angels in exchange for INF Gordon Beckham on Feb. 4.

2014: Spent the majority of the season with Low-A Burlington.

- Went 2-6 with a 5.91 ERA (42.2 IP, 30 ER) in 11 starts between Low-A Burlington and Arizona League Angels.

2013: Made 13 appearances, 11 starts, with Rookie Level Orem.

- Finished the season with two relief appearances (3.1 IP, 5 ER) after starting previously during the year.

2012: Was selected out of Christopher Columbus High School (Miami, Fla.) in the 17th round of the First-Year Player Draft by the Los Angeles Angels of Anaheim.

- Made three relief appearances for the Arizona League Angels in his first professional season.

ALMONTE

PERSONAL: Yency Almonte, son of Ramon and Sandra ... born and raised in Miami, Fla.

- Has one brother, Denny, who played professional baseball with the Seattle Mariners organization.
- Played baseball as a kid with Chicago Cubs outfielder Albert Almora Jr.
- Enjoys going fishing and playing basketball ... enjoys Latin food ... he is fluent in Spanish.
- During the offseason, he helps coach at a baseball academy his father owns.

HIGH SCHOOL/COLLEGE: Attended Christopher Columbus High School in Miami, Fla.

 @SHOWTIMEALMONTE

 @SHOWTIMEALMONTE

HIGHS AND LOWS

Most IP 2, 2x, last: Aug. 7, 2018 vs. PIT
Low-hit CG None
Runs 2, 2x, last: Sept. 9, 2018 vs. LAD
ER 2, Sept. 9, 2018 vs. LAD
Hits 3, July 24 vs. HOU
HRs 1, Sept. 9, 2018 vs. LAD
Walks 1, 4x, Sept. 25, 2018 vs. PHI
Strikeouts 4, Aug. 7, 2018 vs. PIT
10+ Strikeout Games None
Win Streak N/A
Losing Streak N/A

ALMONTE'S CAREER RECORD

Year	Team	W	L	ERA	G	GS	CG	SHO	GF	SV	IP	H	R	ER	HR	HB	BB	IBB	SO	WP	BK
2012	AZL Angels	0	0	6.00	3	0	0	0	0	0	3.0	5	3	2	0	0	1	0	0	1	0
2013	Orem	3	3	6.92	13	11	0	0	1	0	53.1	66	46	41	5	7	21	0	35	13	1
2014	AZL Angels	0	1	17.18	2	2	0	0	0	0	3.2	7	7	7	0	1	1	0	5	2	1
	Burlington	2	5	4.93	9	9	0	0	0	0	42.0	40	23	23	5	2	14	0	32	3	0
2015	Kannapolis	8	4	3.88	17	16	0	0	1	0	92.2	92	42	40	8	8	26	0	71	12	0
	Winston-Salem	3	3	2.42	7	6	0	0	1	0	44.2	28	14	12	1	1	12	0	39	0	0
2016	Modesto	8	9	3.71	22	22	1	0	0	0	138.1	124	66	57	14	9	39	0	134	6	0
	Hartford	3	1	3.00	5	5	1	1	0	0	30.0	22	11	10	4	0	16	0	22	0	0
2017	Hartford	5	3	2.00	14	14	0	0	0	0	76.1	58	19	17	4	3	31	0	71	0	1
	Albuquerque	3	1	4.89	8	7	0	0	1	0	35.0	41	20	19	7	2	21	0	22	2	1
2018	Albuquerque	3	5	5.56	18	18	0	0	0	0	43.2	44	27	27	8	6	14	0	34	0	4
	COLORADO	0	0	1.84	14	0	0	0	3	0	14.2	15	5	3	1	0	4	0	14	1	0
	Minor League Totals	38	35	4.05	118	102	2	1	4	0	562.2	527	278	255	56	39	196	0	465	43	4
	Major League Totals	0	0	1.84	14	0	0	0	3	0	14.2	15	5	3	1	0	4	0	14	1	0

Year	Team	AVG	G	AB	R	H	2B	3B	HR	RBI	SAC	SF	HBP	BB	IBB	SO	SB	CS	GDP	OBP	SLG	
2018	COLORADO	.000	1	1	0	0	0	0	0	0	0	0	0	0	0	0	0	0	0	0	.000	.000

(ALMONTE, continued)

ALMONTE'S CAREER FIELDING

Pos.	G	GS	INN	TC	PO	A	E	DP	PCT
P	14	0	14.2	1	0	1	0	0	1.000

ALMONTE'S CAREER TRANSACTIONS

- 2012: Selected by Los Angeles-AL in the 17th round of the First-Year Player Draft.
- 2015: Acquired by Chicago-AL from Los Angeles-AL in exchange for INF Gordon Beckham, Feb. 4 ...
acquired by Colorado from Chicago-AL in exchange for RHP Tommy Kahnle, Nov. 24.

44

Ht: 6-3 **Wt:** 215 **B/T:** L/L
Opening Day Age: 29
Born: Dec. 30, 1989 in Las Vegas, Nev.
Major League Service: 3.065
Contract: Through 2019
Obtained: Selected in the first round (20th overall) of the 2011 First-Year Player Draft



TYLER ANDERSON

Left-Handed Pitcher

CAREER HIGHLIGHTS

- Made his first career postseason start in Game 2 of the NLDS at Milwaukee in 2018
- Made his first Opening Day roster in 2017
- Has posted a 3.73 ERA (214.2 IP, 95 ER) in 37 career appearances, 36 career starts, at Coors Field, the fifth-lowest ERA at Coors Field in franchise history (min. 100 IP)
- His 3.54 ERA (114.1 IP, 45 ER) for the Rockies in 2016 was the second-lowest ERA by a rookie in club history (min. 100 IP)
- In 2016, became the first Rockies pitcher with two starts of 5.2 or more innings pitched with four or fewer hits allowed within his first five career starts
- The 2014 Texas League Pitcher of the Year, led the league with a 1.98 ERA (118.1 IP, 26 ER)
- Named an MiLB.com Organization All-Star in each of his three Minor League seasons (2012-2014)

ANDERSON

MAJOR LEAGUE DEBUT

6/12/16 vs. SD

FIRST ML WIN

7/9/16 vs. PHI

2018: Set professional career highs in starts (32), innings pitched (176.0) and strikeouts (164).

- Made his first career postseason start in Game 2 of the NLDS at Milwaukee, a 4-0 Rockies loss ... pitched six innings and allowed one run on four hits with two walks and five strikeouts.
- Went 6-3 with a 3.72 ERA (113.2 IP, 47 ER) in 20 starts in the first half, 1-6 with a 6.06 ERA (62.1 IP, 42 ER) in 12 starts after the All-Star break.
- Recorded consecutive outings of eight scoreless innings June 29 at Los Angeles-NL and July 4 vs. San Francisco ... was the third pitcher in franchise history to record consecutive outings of at least eight scoreless innings (also: Ubaldo Jimenez, May 26-31, 2010 and Jason Marquis, June 30-July 6, 2009) ... was the first Rockies pitcher to accomplish that feat while allowing four or fewer hits in each start, and the first MLB pitcher to do so since Jake Arrieta, Aug. 30-Sept. 5, 2015.
- Pitched 7.2 shutout innings in his final start of the regular season on Sept. 30 ... it was his third start of 7.2 or more shutout innings in the season, the most such starts since Ubaldo Jimenez in 2010.

2017: Made his first career Opening Day roster and went 6-6 with a 4.81 ERA (86.0 IP, 46 ER) across 17 appearances, 15 starts.

- Made 15 starts and also worked the first two relief appearances of his professional career ... was 5-6 with a 5.11 ERA (81.0 IP, 46 ER) as a starter, 1-0 with a 0.00 ERA (5.0 IP, 0 ER) in his two relief appearances.
- Had two different stints on the 10-day disabled list and one on the 60-day DL ... placed on the 10-day disabled list on June 4 (retroactive to June 1) with left knee inflammation ... reinstated on June 22 but made just two appearances (one start) before being placed on the disabled list again on June 26 ... underwent arthroscopic surgery on his left knee on July 3 and was transferred to the 60-day DL on July 26.
- After being reinstated from the 60-day disabled list on Sept. 10, went 3-1 with a 1.19 ERA (22.2 IP, 3 ER), three walks and 18 strikeouts in four appearances, three starts.
- Pitched seven scoreless innings in his last start of the season, Sept. 26 vs. Miami, the longest scoreless outing of his career.
- Career-high-tying 10 strikeouts May 6 vs. Arizona (also: Aug. 24, 2016 at Milwaukee), the first double-digit strikeout game of his career at Coors Field.
- Pitched one inning of relief in the National League Wild Card Game at Arizona, allowing two runs on two hits, including one home run.

(ANDERSON, continued)

2016: Made his Major League debut on July 12 and went 5-6 with a 3.54 ERA, the second-lowest ERA by a rookie in franchise history (min. 100 IP).

- Made his Major League debut June 12 vs. San Diego ... pitched 6.1 innings, allowing one run on six hits with no walks and six strikeouts, earning the no-decision in a 2-1 Rockies win.
- Earned his first career win July 9 vs. Philadelphia ... pitched six innings and allowed two runs on a career-high nine hits with no walks and six strikeouts ... also went 2-for-2 with a home run and two RBI ... singled in the third inning and homered in his next at-bat, the only home run by a Rockies pitcher in 2016 ... became the second Rockies pitcher to record his first Major League win, hit and home run in the same game (also: Jason Jennings, Aug. 23, 2001 at New York-NL).
- After his June 11 recall, ranked among MLB rookie pitchers in FIP (3.64, 1st), innings pitched (114.1, 1st), ERA (3.54, 2nd), starts (19, T3rd) and strikeouts (99, 4th).
- Made six starts in the Minors, including one rehab outing for High-A Modesto, going 2-2 with a 2.64 ERA (30.2 IP, 8 ER).

2015: Missed the entire 2015 season due to a left elbow injury.

2014: Named the Double-A Texas League Pitcher of the Year after going 7-4 with a league-leading 1.98 ERA (118.1 IP, 26 ER), 40 walks and 106 strikeouts for Double-A Tulsa.

- Was also named MiLB.com Organization All-Star and a *Baseball America* Double-A All-Star.
- Went 4-1 with a 1.01 ERA (62.2 IP, 7 ER) in 11 starts after the All-Star break ... was 3-3 with a 3.07 ERA (55.2 IP, 19 ER) prior to the break.

2013: Made 13 starts for High-A Modesto and three starts for Short-Season Tri-City, going a combined 4-3 with a 2.81 ERA (89.2 IP, 28 ER).

- Began the season with Modesto and went 0-1 with a 3.80 ERA (42.2 IP, 18 ER) in eight first-half starts.
- Made three starts with the Dust Devils while on a rehab assignment from July 22-Aug. 1 and went 1-1 with a 0.60 ERA (15.0 IP, 1 ER) before returning to Modesto for the remainder of the season.
- Was a Spring Training non-roster invitee.

2012: Made 20 starts for Low-A Asheville in his first professional season, going 12-3 with a South Atlantic League-leading 2.47 ERA (120.1 IP, 33 ER).

- Was named to the South Atlantic League Post-Season All-Star-Team and MiLB.com Organization All-Star after going 7-2 with a 2.01 ERA (71.2 IP, 16 ER) in 12 starts after the All-Star break (7-2, 71.2 IP, 16 ER).
- Rated by MLB.com as the Rockies' second-best pitching prospect and sixth-best prospect overall ... ranked the seventh-best Rockies prospect by *Baseball America*.

PERSONAL: Tyler John Anderson, son of John and Mary ... has two sisters and one brother ... resides in Las Vegas, Nev., in the offseason.

- His father, John Anderson, played baseball collegiately and professionally.
- Enjoys playing golf ... his favorite food is Mexican.
- Played for Team USA's Collegiate National Team, helping USA win the silver medal at the FISU World Championships.

HIGH SCHOOL/COLLEGE: Attended Valley High School in Las Vegas, Nev.

- Studied political science at the University of Oregon, where he was drafted in the first round of the 2011 First-Year Player Draft.
- Was teammates at Oregon with Seattle Mariners infielder Ryon Healy.



@ANDERSONTJ08



@TYLERJANDERSON44

2018

8.0, 2x, last: July 4 vs. SF
 None
 9, Aug. 15 at HOU
 9, Aug. 15 at HOU
 10, Aug. 21 vs. SD
 3, 2x, last: Aug. 15 at HOU
 6, April 15 at WAS
 9, 2x, last: July 4 vs. SF
 None
 2, 3x, last: June 29-July 4
 6, Aug. 4-Sept. 14

HIGHS AND LOWS

Most IP 8.0, 2x, last: July 4, 2018 vs. SF
Low-hit CG None
Runs 9, Aug. 15, 2018 at HOU
ER 9, Aug. 15, 2018 at HOU
Hits 11, May 30, 2017 vs. SEA
HRs 3, 3x, last: Aug. 15, 2018 at HOU
Walks 6, April 15, 2018 at WAS
Strikeouts 10, 2x, last: May 6, 2017 vs. ARI
10+ Strikeout Games 2, last: May 6, 2017 vs. ARI (10 SO)
Win Streak 4, July 9-Aug. 3, 2016
Losing Streak 6, Aug. 4-Sept. 14, 2018

CAREER

(ANDERSON, continued)**ANDERSON'S CAREER RECORD**

Year	Team	W	L	ERA	G	GS	CG	SHO	GF	SV	IP	H	R	ER	HR	HB	BB	IBB	SO	WP	BK	
2012	Asheville	12	3	2.47	20	20	2	1	0	0	120.1	102	43	33	5	3	28	0	81	5	1	
2013	Tri-City	1	1	0.60	3	3	0	0	0	0	15.0	9	6	1	0	0	3	0	13	2	0	
	Modesto	3	2	3.25	13	13	0	0	0	0	74.2	62	34	27	10	2	24	0	63	3	0	
2014	Tulsa	7	4	1.98	23	23	0	0	0	0	118.1	91	37	26	3	4	40	0	106	8	3	
2015	Did not pitch	-	-	-	-	-	-	-	-	-	-	-	-	-	-	-	-	-	-	-	-	
2016	Modesto	0	0	4.91	1	1	0	0	0	0	3.2	2	2	2	0	0	5	0	6	0	0	
	Hartford	1	1	1.80	2	2	0	0	0	0	10.0	6	3	2	0	0	2	0	11	3	0	
	Albuquerque	1	1	2.12	3	3	0	0	0	0	17.0	15	4	4	1	0	6	0	13	2	1	
	COLORADO	5	6	3.54	19	19	0	0	0	0	114.1	119	50	45	12	3	28	2	99	4	3	
2017	COLORADO	6	6	4.81	17	15	0	1	0	0	86.0	88	48	46	16	2	26	0	81	6	2	
	Albuquerque #	0	2	4.38	4	2	0	0	0	0	12.1	14	6	6	0	0	4	0	13	0	0	
2018	COLORADO	7	9	4.55	32	32	0	0	0	0	176.0	165	94	89	30	3	59	1	164	9	2	
	Minor League Totals	25	14	2.45	69	67	2	1	0	0	371.1	301	135	101	19	9	112	0	306	23	5	
	Major League Totals	18	21	4.30	68	66	0	1	0	1	376.1	372	192	180	58	8	113	3	344	19	7	
	# Minor League rehab																					

Year	Team	AVG	G	AB	R	H	2B	3B	HR	RBI	SAC	SF	HBP	BB	IBB	SO	SB	CS	GDP	OBP	SLG
2016	COLORADO	.114	20	35	1	4	0	0	1	3	3	0	0	4	0	11	0	0	0	.205	.200
2017	COLORADO	.038	17	26	1	1	0	0	0	0	6	0	0	1	0	17	0	0	1	.074	.038
2018	COLORADO	.100	32	50	7	5	0	0	0	1	6	0	1	3	0	32	0	0	1	.167	.100
	Major League Totals	.090	69	111	9	10	0	0	1	4	15	0	1	8	0	60	0	0	2	.158	.117

ANDERSON'S CAREER POSTSEASON RECORD

Year	Series	Team	Opp	W	L	ERA	G	GS	CG	SHO	GF	SV	IP	H	R	ER	HR	HB	BB	IBB	SO	WP	BK
2017	NLWC	COL	ARI	0	0	18.00	1	0	0	0	0	0	1.0	2	2	2	1	0	0	0	1	0	0
2018	NLDS	COL	MIL	0	1	1.50	1	1	0	0	0	0	6.0	4	1	1	0	0	2	0	5	0	0
	Postseason Totals			0	1	3.86	2	1	0	0	0	0	7.0	6	3	3	1	0	2	0	6	0	0

ANDERSON'S CAREER FIELDING

Pos.	G	GS	INN	TC	PO	A	E	DP	PCT
P	68	66	376.1	79	12	62	5	6	.937

ANDERSON'S CAREER TRANSACTIONS

- 2008: Selected by Minnesota in the 50th round in the 2008 First-Year Player Draft; did not sign.
- 2011: Selected by Colorado in the first round (20th overall) in the First-Year Player Draft (signed by Jesse Retzlaff).
- 2015: Placed on the 60-day disabled list (stress fracture, left elbow), July 10; reinstated from the 60-day disabled list, Nov. 6.
- 2016: Placed on 15-day disabled list (strained oblique), April 3; sent to Minors for rehabilitation (Modesto), May 8; reinstated from 15-day disabled list and optioned to the Minors (Hartford), May 8.
- 2017: Placed on the 10-day disabled list (left knee inflammation), June 4; sent to Minors for rehabilitation (Albuquerque), June 18; reinstated from the 10-day disabled list, June 22 ... placed on the 10-day disabled list (left knee inflammation), June 26; transferred to the 60-day disabled list, July 26; sent to Minors for rehabilitation (Albuquerque), Aug. 27; reinstated from the 60-day disabled list, Sept. 10.

10+ STRIKEOUT GAMES (2)

Date	Opp.	Strikeouts
8/24/16	at MIL	10
5/6/17	ARI	10

HOME RUNS (1)

Date	Opp.	Pitcher
7/9/16	PHI	Jerad Eickhoff

28

Ht: 6-2 **Wt:** 215 **B/T:** R/R
Opening Day Age: 27
Born: April 16, 1991 in Newport Beach, Calif.
Major League Service: 5.155
Contract: Through 2019
Obtained: Selected in the second round of the 2009 First-Year Player Draft
Pronunciation: ahr-uh-NAH-doh



NOLAN ARENADO

Infielder

ARENADO

CAREER HIGHLIGHTS

- Winner of six consecutive Rawlings Gold Glove Awards (2013-18), the most Gold Gloves for an individual player in franchise history
- Finished third in National League MVP voting in 2018, his third consecutive season finishing top five in MVP voting ... has finished in the top 10 in four consecutive seasons
- Won his fourth consecutive Silver Slugger Award in 2018
- The Rawlings Platinum Glove Award winner in 2017 and 2018
- Since 2014, leads the Majors in RBI (564), extra-base hits (390) and game-winning RBI (82) ... tied for first with 139 go-ahead RBI and ranks second with 193 doubles
- First Rockies player in franchise history to have four consecutive seasons of at least 35 home runs
- Named an All-Star each of the past four seasons, including as a starter the past two seasons
- In 2018, became the 12th player in National League history to lead the league in home runs three or more times, the first since Mike Schmidt
- Also became the ninth third baseman in MLB history with four 30/100 seasons, the fourth to do it in four-straight seasons (also: Vinny Castilla, Chipper Jones and Alex Rodriguez)
- Is the second player in Major League history to record at least 35 home runs and 35 doubles in four consecutive seasons (also: Albert Belle, 1993-96)
- Is the only third baseman ever with three seasons of 80-plus extra-base hits ... also the only third baseman ever with three seasons of 35-plus home runs and 130-plus RBI
- One of eight players in MLB history to have at least three consecutive seasons with 35-plus home runs and 130-plus RBI (2015-18), the first since Ryan Howard did so from 2006-09

MAJOR LEAGUE DEBUT

4/28/13 at ARI

FIRST ML HIT

4/29/13 at LAD (single, Josh Wall)

FIRST ML HOME RUN

4/29/13 at LAD (Josh Wall)

2018: Led the National League with 38 home runs in 2018, the third time in his career he has led or tied for the league lead in home runs, the first time he has won the home run crown outright.

- Started at third base in all four postseason games ... went 3-for-16 (.188) with two RBI.
- Fourth consecutive season with at least 30 home runs and 100 RBI, the fourth Rockies player with four such seasons (also: Todd Helton, Vinny Castilla and Larry Walker) and the third with four consecutive years (also: Castilla and Helton).
- Fourth consecutive season with at least 75 extra-base hits, the second third baseman in MLB history to have four such seasons (Chipper Jones), the first to do it in four-straight seasons ... the second Rockies player to have four such seasons (Todd Helton, 1999-2004).
- An All-Star for the fourth consecutive season and voted in by the fans as starter for the second straight year.
- Led the National League with 38 home runs, the third time in his career he has led or tied for the league lead in home runs, the first time he has won the home run crown outright ... 12th player in National League history to do so
- Is the second player in Major League history to record at least 35 home runs and 35 doubles in four consecutive seasons (also: Albert Belle, 1993-96).
- In addition to home runs, was among National League leaders in multi-hit games (57, 1st), RBI (110, T2), slugging percentage (.561, 3rd), extra-base hits (78, T3), runs (104, 5th), doubles (38, T8) and batting average (.297, 10th) ... per *Baseball Reference*
- Led the NL with 15 home runs and .747 slugging percentage vs. left-handed pitching ... his .368 average vs. left-handers ranked second in the league.
- Slashed .347/.424/.681 with 23 home runs at Coors Field ... ranked 1st in NL in home batting average, second in home runs.
- Ranked third in the NL with 30 go-ahead RBI, including a league-leading 19 on the road ... his 139 go-ahead RBI

(ARENADO, continued)

- since 2014 are tied for the most in the Majors.
- Hit .317 (44-for-139) with runners in scoring position, which ranked 12th in the NL ... his .333 career batting average with RISP ranks third among active MLB players.
- His 13 game-winning RBI were tied for the _____ in the NL ... his 82 game-winning RBI since 2014 are the most in MLB.
- Recorded three multi-home run games (May 2 at Chicago-NL, July 20 at Arizona, Sept. 30 vs. Washington) ... his 15 career multi-home run games are the sixth-most in franchise history.
- Named the NL Player of the Week for June 18-24, his _____ career Player of the Week award ... batted .379 with _____
- Led NL third basemen with 430 total chances, 104 putouts, 312 assists and 44 doubles plays ... second with a .967

2017: Set career highs in hits (187), triples (seven), batting average (.309) and slugging percentage (.586), while winning his fifth consecutive Gold Glove Award and his third consecutive Silver Slugger Award.

- Won his fifth consecutive Gold Glove, the first infielder in Major League history to win five-straight Gold Gloves to begin his career.
- Hit a walk-off home run to complete the cycle on Father's Day, June 18 vs. San Francisco ... became the player in Major League history to complete the cycle with a walk-off home run (last: Carlos González, July 31, 2010 vs. Chicago-NL) ... it was the _____ walk-off home run to complete the cycle with the batter's team trailing in Major League history ... eighth player in franchise history to complete the cycle, the _____ since Michael Cuddyer on Aug. 17, 2014 vs. Cincinnati.
- Ranked among NL leaders in doubles (T1), RBI (2nd), home runs (T3), hits (6th), runs (T7), triples (T5), batting average (8th), slugging percentage (4th), extra-base hits (2nd) and total bases (3rd) ... per Baseball Reference, _____ third among NL position players with a 7.2 WAR.
- Hit 19 home runs at Coors Field, 18 on the road.
- Made his first career postseason appearance in the National League Wild Card Game and went 1-for-5 with a solo home run.
- Voted by fans as an All-Star starter for the _____ time and went 2-for-2 ... became the _____ Rockies player in franchise history to record multiple hits in an All-Star Game.
- Finished second in MLB, _____ in the NL, with a .420 batting average (63-for-150) against left-handed pitchers ... his 16 home runs off left-handed pitching were the most in the Majors and the most by a Rockies player in franchise history.
- Third in MLB, second in the NL, with a .385 average (60-for-156) with runners in scoring position ... led MLB with a .801 slugging percentage with RISP, the second-highest in franchise history (Andres Galarraga, .810 in 1996) and the highest in MLB since Albert Pujols slugged .802 with runners in scoring position in 2006.
- Led MLB with 22 game-winning RBI ... recorded three walk-off RBI, tied for the Rockies single-season franchise record (also: Dante Bichette in 1996, Jeff Cirillo in 2001) ... his seven career walk-off RBI are tied for the third-most in franchise history with Brad Hawpe (most: Todd Helton and Dante Bichette, nine).
- Hit an MLB-leading .413 (57-for-138) in the _____ inning (min. 75 PA) with 11 doubles, one triple, 10 home runs, 31 RBI and eight walks.
- Named the NL Player of the Month for July ... _____ the month _____ in RBI (30), second in batting average (.389), tied for third in home runs (eight) and fourth in hits (35).
- Career-high _____ hits and career-high three home runs on July 19 vs. San Diego ... tied his career high in runs (four) and RBI (seven) ... the 12th Rockies player (16th time) to have a three-home run game ... his 14 total bases tied a franchise record (also: Larry Walker, 2004 and Jeff Cirillo, 2000).
- Led all third basemen with 20 defensive runs saved ... led NL third basemen in total chances (423), assists (311) and double plays (39) ... ranked second in _____ percentage (.979).

2016: Selected to the All-Star Game and won the Silver Slugger for the second consecutive season en route to capturing his fourth consecutive Gold Glove.

- For the second consecutive year, tied for National League home run lead and led the Majors in RBI.
- Finished the season tied for the NL lead with 41 home runs and led the Major Leagues with 133 RBI ... was the first NL player since Mike Schmidt in 1980-81 to lead the league in home runs and RBI in consecutive seasons.
- Became the third player in MLB history to have consecutive 40-home run, 130-RBI seasons before turning 26, joining Chuck Klein and Jimmie Foxx.
- Became the third Rockies player to have multiple seasons of 40 or more home runs and 130 or more RBI, joining Andres Galarraga (1996-97) and Todd Helton (2000-01).
- Joined Miguel Cabrera (2012-13) and Alex Rodriguez (2005, 2007) as the only players whose primary position was third base to have multiple 40/130 seasons.
- His 133 RBI were tied for the ninth-most for a single season in franchise history, the most since Matt Holliday recorded 137 RBI in 2007 ... his 41 homers tied for the seventh-most in club history.
- According to Elias, the second player in the last 75 years to produce 125 or more RBI in consecutive seasons at age 25 or younger (Albert Pujols, 2001-02).
- Finished first in the NL in total bases (352), second in runs (116), second in extra-base hits (82), second in slugging percentage (.570), seventh in hits (182) and tied for second with 57 multi-hit games.
- Hit .356 (53-for-149) with runners in scoring position, the fourth-highest average in the National League.

(ARENADO, continued)

- Played in 160 games, the most by a Rockies player since 2003 (Todd Helton) ... is only the fifth player in franchise history to play in 160 or more games.
- Fourth grand slam of his career Sept. 21 vs. St. Louis ... one grand slam in each of his first four seasons in MLB.
- Recorded five multi-home run games.
- Hit .356 (37-for-104) in August with 10 home runs and a Major League-leading 36 RBI, tied for the third-most in a month in franchise history, the most ever in the month of August.
- Hit his 30th home run of the season, the 100th of his career, Aug. 8 vs. Texas (Cole Hamels).
- Per Elias, the first NL player since Carlos Lee (2007-08) to reach the 100-RBI mark first in consecutive seasons.
- Went 4-for-5 with two home runs and a career-high seven RBI April 13 vs. San Francisco ... his 10 RBI in the series were the most by a Rockie in any three-game series since 2010 (Troy Tulowitzki vs. San Diego).
- Recorded 24 RBI vs. the Giants for the second straight season ... the only other Rockies player to record 24 RBI in a season vs. any opponent was Preston Wilson vs. San Francisco in 2003.
- Was named National League Co-Player of the Week April 12-17 ... batted .333 (9-for-27) and tied for the NL lead with four home runs and 12 RBI across six games that week.
- Led all NL third basemen in total chances (490), assists (378), double plays (39) and defensive runs saved (20) ... was third in putouts (99) and second in fielding percentage (.973).

2015: Was selected to his first career All-Star Game, won his first career Silver Slugger and won his third consecutive Gold Glove in his third Major League season.

- His 89 extra-base hits led MLB and were the most by a third baseman in MLB history.
- Led MLB with 130 RBI, the most by a Rockies player since Matt Holliday drove in 137 in 2007 ... was the fourth Rockies third baseman to reach the 100 RBI mark (Viny Castilla 5x, Garrett Atkins 2x, Jeff Cirillo) ... 130 RBI the third-most all-time by a Rockies third baseman.
- Finished with 42 home runs, tied for most in the National League and tied for third in MLB.
- Home runs tied for a single season in franchise history ... one of eight players in Rockies history to hit 40 home runs (12th time overall) ... with at least 40 home runs since Todd Helton in 2001 (49).
- Led the NL with 22 road home runs and his 56 road RBI were tied for second ... sixth player in franchise history to hit 20 home runs on the road, since Viny Castilla in 2004 ... 15th time in franchise history a Rockie has recorded 50 RBI on the road, since Todd Helton in 2007.
- Led the Major Leagues with 56 hits with runners in scoring position, while his .373 average ranked second.
- Named the September National League Player of the Month ... led the Majors with 11 home runs and 32 RBI while hitting .339 (38-for-112) with 19 runs scored and eight doubles in 28 games that month.
- Go-ahead solo home run in the 16th inning Sept. 15 at Los Angeles-NL, the latest by inning in Rockies history.
- Hit home runs in a club-record six consecutive games Sept. 1-5 ... it was the longest stretch by a Major League player since Chris Davis homered in six straight for Baltimore in 2012.
- Drove in a run in a career-high eight consecutive games Aug. 30-Sept. 5, the longest stretch by a Rockies player since Carlos González' club-record 11-game RBI streak in 2011.
- From June 21-28, was 11-for-27 (.407) with eight home runs and 15 RBI, winning NL Player of the Week.
- Hit 10 home runs and recorded 24 RBI vs. San Francisco ... per Elias Sports Bureau, he is the fourth player with that many home runs and RBI in a season vs. the Giants, joining Dolph Camilli in 1941 (11 HR, 30 RBI), Roy Campanella in 1953 (10, 28) and Stan Musial in 1954 (12, 27).
- Led all Major League third basemen in total chances (507), assists (385), double plays (42) and range factor per game (3.12) ... led all NL third basemen in games (157), putouts (105) and zone rating (.811).

2014: Earned his second consecutive Gold Glove and set a Rockies franchise record when he hit safely in 28 consecutive games in his first full season in the Major Leagues.

- Set a franchise record when he recorded a 28-game hitting streak, April 9-May 8 ... the streak was the longest in the Majors in 2014 and the longest since Denard Span's 29-game streak in 2013 ... the streak was one game longer than Michael Cuddyer's previous club record of 27 games set in 2013 ... during the streak, batted .360 (40-for-111) with 16 runs, 11 doubles, four home runs and 20 RBI.
- Hit streak tied for the fourth-longest by a third baseman in the Divisional Era (since 1969) behind Ryan Zimmerman (30 in 2009), Wade Boggs (28 in 1985), George Brett (39 in 1980) and Pete Rose (43 in 1978).
- Missed 37 games from May 24-June 28 due to a fracture on his left middle finger ... was his first career stint on the disabled list ... also missed time at the end of 2014 due to a chest contusion and early onset pneumonia.
- Finished third among NL third basemen in doubles (34) and tied for fourth in home runs (18).
- Earned his first career NL Player of the Week honor for the week of Aug. 18-24 ... hit .545 (12-for-22) with six runs, three doubles, one triple, two home runs, three RBI and a 1.645 OPS over six games that week.
- Had his first career multi-home run game April 5 vs. Arizona, hitting both homers off Brandon McCarthy.
- Hit his second-career grand slam off Jenrry Mejia, May 3 vs. the New York Mets.
- Batted .315 (23-for-73) with 10 doubles, four home runs and 12 RBI in close and late situations in 2014 ... hit .299 (40-for-134) with 10 doubles, five home runs and 16 RBI in one-run games.

2013: Won his first Gold Glove at third base in his first season in the Major Leagues ... the first rookie in franchise history to win a Gold Glove and the second rookie third baseman ever to win the award.

- Became the 10th rookie in Major League history to be awarded a Gold Glove since the award's inception in 1957, joining Frank Malzone (1957, 3B), Ken Hubbs (1962, 2B), Tommie Agee (1966, OF), Johnny Bench (1968,

(ARENADO, continued)

C), Carlton Fisk (1972, C), Fred Lynn (1975, OF), Sandy Alomar Jr. (1990, C), Charles Johnson (1995, C) and Ichiro Suzuki (2001, OF).

- Contract selected from Triple-A Colorado Springs on April 28 and made his Major League debut at Arizona, going 0-for-3.
- First MLB hit, home run and RBI (all off RHP Josh Wall) as part of a 3-for-6 day on April 29 at Los Angeles-NL, one day following his Major League debut.
- Ranked among the top five of Major League rookies in hits (130, 1st), doubles (29, 1st), RBI (52, 4th), average (.267, 1st among qualifiers), extra-base hits (43, 2nd) and total bases (197, 3rd).
- Hit first grand slam in his second career home game, May 4 vs. Tampa Bay, off left-handed pitcher David Price.
- Had the Rockies' lone walk-off home run in 2013, a solo home run June 7 vs. San Diego.
- Led the club with 133 games played, the seventh-most in franchise history for a rookie and the second-most by a rookie third baseman (Garrett Atkins, 138 in 2005).
- Hit .298 (64-for-215) after the All-Star break, which included a .317 (32-for-101) batting average with seven doubles in August.
- Led NL third basemen in total chances per nine innings (3.33), tied for second in double plays (27) and total chances (411), and finished fourth in fielding percentage (.973).

2012: Led the Double-A Tulsa Drillers in games (134), hits (147), doubles (36) and RBI (56).

- Named to the Texas League Mid-Season All-Star team after hitting .293 (83-for-283) with 17 doubles, seven home runs and 38 RBI prior to the All-Star break.
- Hit at least 30 doubles for third consecutive season ... his 36 doubles were tied for second in the Texas League.
- Appeared in his second Futures Game at Kauffman Stadium in Kansas City, going 1-for-3 with a run scored.

2011: Spent the entire season at High-A Modesto, where he led all of Minor League Baseball and set a Rockies Minor League record with 122 RBI.

- Batted .298 (154-for-517) with 82 runs, 32 doubles, three triples, 20 home runs and 122 RBI in 134 games.
- Was a California League Post-Season All-Star and played in his first Futures Game.
- Played in the Arizona Fall League with the Salt River Rafters and was named the circuit's MVP after batting .388 (47-for-121) with 12 doubles, six home runs and 33 RBI in 29 games for the league champion Rafters ... was also named to the AFL All-Prospect Team and selected to play in the AFL Rising Stars game.
- Named by MLB.com its 22nd overall prospect, top third base prospect and top Rockies prospect entering 2012.

2010: Spent the season with Low-A Asheville, finishing fifth in the South Atlantic League in batting average (.308), second in doubles (41) and third in slugging percentage (.520).

- Set then-career highs in nearly every offensive category, including hitting 10 more home runs (12 on the season) than in 2009.
- Among qualified Tourists, led team in average and doubles and also had the second-most home runs.
- Was named the third-best prospect in the Rockies system by *Baseball America* prior to the 2011 season ... also received "Best Hitter for Average" and "Best Infield Arm" in the Rockies system per *Baseball America*.

2009: Played his first professional season with Rookie Level Casper, finishing the season with a .300 batting average.

- Hit .300 (61-for-203) with 15 doubles, two triples and 22 RBI for the Ghosts, drawing nearly as many walks (16) as he had strikeouts (18).
- Following the season, was named the eighth-best prospect in the Pioneer League, the 10th-best prospect in the Rockies organization and the "Best Hitter for Average" in the Rockies system by *Baseball America*.

2018**HIGHS AND LOWS****CAREER**

3, 11x, last: Sept. 12 vs. ARI	Hits	5, July 19, 2017 vs. SD
2, 3x, last: Sept. 30 vs. WAS	Home Runs	3, July 19, 2017 vs. SD
5, 2x, last: June 21 vs. NYM	RBI	7, 2x, last: July 19, 2017 vs. SD
9, 2x, last: Sept. 23-Oct. 1	Hit Streak	28, April 9-May 8, 2014 (franchise record)
3, 2x, last: July 20 at ARI	Runs	4, 2x, last: July 19, 2017 vs. SD
2, 4x, last: Sept. 12 vs. ARI	Doubles	3, June 15, 2017 vs. SF
1, 2x, last: May 12 vs. MIL	Triples	1, 25x, last: May 12, 2018 vs. MIL
10, May 2 at CHI	Total Bases	14, July 19, 2017 vs. SD
2, 15x, last: Sept. 22 at ARI	Walks	3, 3x, last: June 12, 2016 vs. SD
3, 6x, last: Sept. 19 at LAD	Strikeouts	4, 2x, last: June 6, 2017 vs. CLE
1, 2x, last: May 20 at SF	Stolen Bases	1, 13x, last: May 20, 2018 at SF

(ARENADO, continued)

PERSONAL: Nolan James Arenado ... son of Fernando and Millie ... has two brothers, Jonah and Coussey ... resides in San Clemente, Calif., during the offseason.

- He is of Cuban (father) and Puerto Rican (mother) descent ... visited Cuba for the first time with his family after the 2016 season.
- Brother of Jonah Arenado, a third baseman in the Giants organization, and cousin of Josh Fuentes, a third baseman in the Rockies organization.
- Some of his favorite musicians include Kings of Leon, Travis Scott and Post Malone ... enjoys playing golf and Wiffle Ball, and playing his DJ kit in his free time.

HIGH SCHOOL/COLLEGE: Attended El Toro High School in Lake Forest, Calif., where he played shortstop and catcher.

- Played with fellow Major Leaguers Matt Chapman (Oakland) and Austin Romine (New York-AL) at El Toro.
- Had his high school number retired in Feb. 2014.
- Committed to Arizona State University ... was rated the 17th best catcher available in the draft by *Baseball America*, although he was drafted as an infielder.

ARENADO'S CAREER RECORD

Year	Team	AVG	G	AB	R	H	2B	3B	HR	RBI	SAC	SF	HBP	BB	IBB	SO	SB	CS	GIDP	OBP	SLG
2009	Casper	.300	54	203	28	61	15	0	2	22	0	4	2	16	0	18	5	2	6	.351	.404
2010	Asheville	.308	92	373	45	115	41	1	12	65	0	7	1	19	0	52	1	3	8	.338	.520
2011	Modesto	.298	134	517	82	154	32	3	20	122	4	14	1	47	3	53	2	1	21	.349	.487
2012	Tulsa	.285	134	516	55	147	36	1	12	56	1	10	7	39	5	58	0	2	18	.337	.428
2013	Colo. Springs	.364	18	66	14	24	11	0	3	21	1	3	0	5	1	9	0	2	0	.392	.667
	COLORADO	.267	133	486	49	130	29	4	10	52	2	2	1	23	1	72	2	0	16	.301	.405
2014	Colo. Springs	.350	5	20	2	7	2	0	0	3	0	0	0	0	0	3	0	0	1	.350	.450
	COLORADO	.287	111	432	58	124	34	2	18	61	1	5	4	25	1	58	2	1	13	.328	.500
2015	COLORADO	.287	157	616	97	177	43	4	42	130	0	11	4	34	13	110	2	5	17	.323	.575
2016	COLORADO	.294	160	618	116	182	35	6	41	133	0	8	2	68	10	103	2	3	17	.362	.570
2017	COLORADO	.309	159	606	100	187	43	7	37	130	1	6	4	62	9	106	3	2	21	.373	.586
2018	COLORADO	.297	156	590	104	175	38	2	38	110	1	6	3	73	10	122	2	2	16	.374	.561
	Minor League Totals	.300	437	1695	226	508	137	5	49	289	6	38	11	126	9	193	8	10	54	.345	.473
	Major League Totals	.291	876	3348	524	975	222	25	186	616	5	38	18	285	44	571	13	13	100	.346	.539

ARENADO'S CAREER POSTSEASON RECORD

Year	Series	Team	Opp.	AVG	G	AB	R	H	2B	3B	HR	RBI	SAC	SF	HBP	BB	IBB	SO	SB	CS	GIDP	OBP	SLG
2017	NLWC	COL	ARI	.200	1	5	2	1	0	0	1	1	0	0	0	0	0	1	0	0	0	.200	.800
2018	NLWC	COL	CHC	.200	1	5	0	1	0	0	0	1	0	1	0	0	0	1	0	0	0	.200	.167
	NLDS	COL	MIL	.182	3	11	0	2	0	0	0	1	0	1	0	0	0	5	0	0	0	.167	.182
	Postseason Totals			.190	5	21	2	4	0	0	1	3	0	2	0	0	0	7	0	0	0	.174	.333

ARENADO'S CAREER ALL-STAR GAME RECORD

Year	Team	AVG	GS	AB	R	H	2B	3B	HR	RBI	SAC	SF	HBP	BB	IBB	SO	SB	CS	GIDP	OBP	SLG
2015	NL	.000	0	1	0	0	0	0	0	0	0	0	0	0	0	1	0	0	0	.000	.000
2016	NL	.000	0	3	0	0	0	0	0	0	0	0	0	0	0	1	0	0	1	.000	.000
2017	NL	1.000	1	2	0	2	0	0	0	0	0	0	0	0	0	0	0	0	0	1.000	1.000
2018	NL	.000	1	2	0	0	0	0	0	0	0	0	0	1	0	1	0	0	0	.333	.000
	ASG Totals	.250	2	8	0	2	0	0	0	0	0	0	0	1	0	3	0	0	1	.333	.250

ARENADO'S CAREER WORLD BASEBALL CLASSIC RECORD

Year	Team	AVG	G	AB	R	H	2B	3B	HR	RBI	SAC	SF	HBP	BB	IBB	SO	SB	CS	GIDP	OBP	SLG
2017	USA	.161	8	31	6	5	1	0	1	3	0	0	0	2	0	11	0	0	1	.212	.290
	WBC Totals	.161	8	31	6	5	1	0	1	3	0	0	0	2	0	11	0	0	1	.212	.290

ARENADO'S CAREER FIELDING

Pos.	G	GS	INN	TC	PO	A	E	DP	PCT
3B	867	862	7488.0	2625	571	1975	79	222	.970

ARENADO'S CAREER TRANSACTIONS

- 2009: Selected by Colorado in the second round of the First-year Player Draft (signed by Jon Luken).
- 2014: Placed on the 15-day disabled list (fractured left middle finger), May 24; sent to Minors for rehabilitation (Colorado Springs), June 28; reinstated from the disabled list, July 3.
- 2017: Signed a two-year contract to avoid arbitration, Jan. 13.

(ARENADO, continued)

CAREER AWARDS

All-Star	2015 2016 2017 2018
Silver Slugger	2015 2016 2017 2018
Rawlings Gold Glove	2013 2014 2015 2016 2017 2018
Rawlings Platinum Glove Award	2017 2018
Wilson Defensive Player of the Year	2015 2016 2017
Mel Ott Award	2015 2016 2018
All-Rookie Team	2013
National League Player of the Week	8/25/14 6/29/15 4/18/16 7/24/17 6/25/18
National League Player of the Month	Sept. 2015 July 2017

GRAND SLAMS (5)

Date	Opp.	Inning	Pitcher
5/4/13	TB	7	David Price
5/3/14	NYM	5	Jerry Meija
9/26/15	LAD	1	Brett Anderson
9/21/16	STL	2	Luke Weaver
7/30/18	at STL	5	Daniel Ponce De Leon

WALK-OFF RBI (7)

Date	Opp.	Pitcher	Play
6/27/13	SD	Joe Thatcher	Solo home run
6/29/13	SF	Jeremy Affeldt	RBI single
5/20/14	SF	Sergio Romo	Two-rbi double
6/13/15	LAD	Chris Hatcher	Sacrifice fly
6/18/17	SF	Mark Melancon	Three-run home run
8/1/17	NYM	Hansel Robles	RBI single
8/3/17	NYM	Hansel Robles	Walk

MULTI-HOME RUN GAMES (15)

No.	Date	Opp.	Pitcher(s)
2	4/5/14	ARI	B. McCarthy
2	5/3/15	at SD	J. Shields
2	6/23/15	ARI	C. Anderson
2	6/26/15	at SF	T.Hudson/M. Broadway
2	6/28/15	at SF	M. Bumgarner/S.Romo
2	4/13/16	SF	J. Peavy/J. Osich
2	4/17/16	at CHC	J. Lester/J. Grimm
2	5/31/16	CIN	J. Moscot/D. Wright
2	8/7/16	MIA	A. Conley
2	8/21/16	CHC	J. Hammel
2	4/18/17	at LAD	H. Ryu
3	7/19/17	SD	C. Richard/K. Quackenbush(2)
2	5/2/18	at CHC	Y. Darvish/ L. Farrell
2	7/20/18	at ARI	R. Ray
2	9/30/18	WAS	E. Fedde/A. Voth

ARENADO

ARENADO GOLD GLOVE FACTS

- His six Gold Gloves are the most in franchise history, one more than Larry Walker’ e Gold Glove Awards.
- His streak of six consecutive Gold Gloves to begin his career is the second-longest streak in Major League history, trailing Ichiro’s streak of 10-straight Gold Gloves to begin his Major League career.
- Is the _____ in Major League history to begin his career with at least _____ e-straight Gold Gloves.
- His Gold Glove streak is the longest active streak in the Majors, the longest since Yadier Molina won eight straight from 2008-15.
- Became the seventh third baseman in MLB history to win at least six Gold Gloves, the third NL third baseman to accomplish the feat (Scott Rolen, Mike Schmidt).
- He joins Mike Schmidt as the only NL third basemen to win at least six consecutive Gold Gloves.

(ARENADO, continued)

**HOME RUNS,
MLB PLAYERS, 2015-18**

Player	HR
1. Nelson Cruz	163
2. Kris Davis	160
3. Nolan Arenado	158
4. Edwin Encarnacion	151
Giancarlo Stanton	151

**RUNS BATTED IN,
MLB PLAYERS, 2015-18**

Player	RBI
1. Nolan Arenado	503
2. Edwin Encarnacion	452
3. Anthony Rizzo	420
4. Nelson Cruz	414
5. Paul Goldschmidt	408

**EXTRA-BASE HITS,
MLB PLAYERS, 2015-18**

Player	XHB
1. Nolan Arenado	336
2. Mookie Betts	302
3. J.D. Martinez	288
4. Manny Machado	286
5. Charlie Blackmon	279
Paul Goldschmidt	279

35

Ht: 6-0 Wt: 201 B/T: R/R
Opening Day Age: 29
Born: April 26, 1989 in Lubbock, Texas
Major League Service: 4.096
Contract: Through 2019
Obtained: Selected in the second round of the 2010 First-Year Player Draft



BETTIS

CHAD BETTIS

Right-Handed Pitcher

CAREER HIGHLIGHTS

- A starter since 2015, Bettis split his 2018 season between the starting rotation and the bullpen, where he made his first relief appearances since 2014
- Recovered from a testicular cancer diagnosis and subsequent surgery in 2017 before returning on Aug. 14 ... pitched seven shutout innings at home against Atlanta
- Recipient of the 2017 Tony Conigliaro Award, given every year since 1990 to a Major Leaguer who has overcome adversity through the attributes of spirit, determination and courage
- Pitched his first career complete-game shutout vs. the San Francisco Giants at Coors Field, Sept. 5, 2016
- Was a member of his first Opening Day roster in 2014

MAJOR LEAGUE DEBUT

8/1/13 at ATL

FIRST ML WIN

9/16/13 vs. STL

2018: Made 20 starts, going 5-2 with a 5.28 ERA (109.0 IP, 64 ER), before being moved to the bullpen in August, where he allowed seven runs (three earned) in 11.1 innings pitched across seven games.

- Went 3-1 with a 2.43 ERA (37.0 IP, 10 ER) in April, the 12th-lowest ERA in the National League.
- Pitched at least innings with two or fewer runs and or fewer hits in each of his four starts to begin the season, the longest such string in Rockies history.
- Went 5-1 with a 2.88 ERA (59.1 IP, 19 ER) in 10 road starts, the 12th-best road ERA in the National League (min. 10 starts).
- Was placed on the 10-day disabled list on July 3 with a blister on his right middle ... reinstated on Aug. 7 and made two starts before being moved to the bullpen.

2017: Made nine starts after recovering from a testicular cancer diagnosis received in the offseason, going 2-4 with a 5.05 ERA (46.1 IP, 26 ER).

- Underwent surgery in November 2016 and continued cancer treatments throughout the spring and into the 2017 season ... was placed on the 60-day disabled list on March 26.
- Made his rehab appearance with Double-A Hartford on July 13 ... was reinstated from the 60-day disabled list and optioned to Albuquerque on Aug. 4 ... in six Minor League appearances, went 0-3 with a 4.24 ERA (23.1 IP, 11 ER), seven walks and 17 strikeouts.
- Made his Major League start of the season on Aug. 14 vs. the Atlanta Braves ... pitched seven shutout innings, allowing six hits with no walks and two strikeouts in a 3-0 Rockies win ... also made his Major League debut against the Braves and Julio Teheran on Aug. 1, 2013 at Turner Field.
- Pitched seven innings again in his second start of the season, Aug. 19 vs. Milwaukee ... it was the time in his career that he pitched at least seven innings in consecutive home starts.

2016: Established career highs in wins (14), starts (32), innings (186.0) and strikeouts (138).

- Went 7-6 in the half, posting a 5.65 ERA (102.0 IP, 64 ER) ... over the second half, went 7-2 with a 3.75 ERA (84.0 IP, 35 ER) in 14 starts.
- Pitched his career complete-game shutout Sept. 5 vs. San Francisco at Coors Field ... allowed two hits with no walks and seven strikeouts ... became the seventh Rockie in franchise history to throw a nine-inning shutout and allow two hits or fewer ... to do so since Ubaldo Jimenez' 2010 no-hitter vs. Atlanta ... was only the second Colorado pitcher to accomplish the feat at home, joining Jeff Francis on July 24, 2006 vs. St. Louis.
- Rockies won 16 of his 20 starts, including his 10 outings at Coors Field ... was 10-3 with a 4.32 ERA (116.2 IP, 56 ER) over that span, allowing 11 home runs with 40 walks and 89 strikeouts.

(BETTIS, continued)**2015: Returned to the starting rotation in 2015, making 20 starts and going 8-6 with a 4.23 ERA (115.0 IP, 54 ER) in 20 starts.**

- Retired 18 straight batters and took a no-hitter into the eighth inning in a 4-1 win at Philadelphia May 29 ... had his no-hit bid spoiled with one out in the eighth.
- Was placed on the 15-day disabled list July 19 with right elbow inflammation ... was sent to the Minors on a rehab stint Aug. 15 and was reinstated from the disabled list Aug. 24.
- Started six games for Triple-A Albuquerque, going 2-2 with a 3.97 ERA (34.0 IP, 15 ER) ... recalled May 14.

2014: Was a member of his first career Opening Day roster, but was optioned to Triple-A Colorado Springs four times and recalled four times throughout the course of the season.

- Originally optioned to Triple-A April 25, recalled April 30 ... optioned again May 3, recalled June 3 ... optioned June 11 and recalled June 30 ... optioned July 29.
- Made 21 relief appearances with Colorado, going 0-2 with a 9.12 ERA (24.2 IP, 25 ER).
- At Triple-A, went 3-4 with a 3.09 ERA (55.1 IP, 19 ER) in 20 games, five starts.

2013: Spent second half of the year on the active roster after making his Major League debut on Aug. 1 at Atlanta.

- Pitched five innings and allowed five runs on five walks with one strikeout in a 11-2 Rockies defeat in his Aug. 1 debut at Atlanta ... contract selected Aug. 1 from Double-A Tulsa.
- Earned his first career Major League win Sept. 16 vs. St. Louis, pitching one inning and allowing one run.
- Made 12 starts for Tulsa, going 3-4 with a 3.71 ERA (63.0 IP, 26 ER), 13 walks and 68 strikeouts

2012: Missed the entire season due to a right shoulder injury.**2011: Named California League Pitcher of the Year after leading the league in strikeouts (187), innings (169.2), WHIP (1.10) and opponent batting average (.225) in 27 starts for High-A Modesto.**

- Named a California League Mid-Season and Post-Season All-Star, MiLB.com Organization All-Star and a *Baseball America* High-A All-Star.
- Named Rockies Organizational Pitcher of the Month in July, when he went 4-1 with a 3.07 ERA.
- Following the season, was named the 66th overall prospect in baseball by MLB.com.

2010: Made 10 appearances, nine starts for Short-Season Tri-City, before finishing the season with Low-A Asheville in his first professional season.

- Named a Northwest League Post-Season All-Star after going 4-1 with a 1.12 ERA (48.1 IP, 6 ER) for Tri-City.
- Promoted to Asheville Aug. 22 and made three starts, going 2-0 with a 0.96 ERA (18.2 IP, 2 ER).
- Rated as the ninth-best prospect in the Rockies system by *Baseball America* after the season.

PERSONAL: Chad Robert Bettis ... native of Lubbock, Texas ... son of Cody and Nadine, has a sister, Larhee ... resides in Gilbert, Ariz., in the offseason with his wife Kristina and their daughter, Everleigh.

- Participated as a coach in the 2017 and 2018 Rockies Fantasy Camps at Salt River Fields.
- Hosted a golf tournament, the Chad Bettis Charity Classic, in Scottsdale in January 2018 to benefit the Testicular Cancer Society.

HIGH SCHOOL/COLLEGE: Graduated from Lubbock Monterey High School in 2007 as one of the top high school pitchers in Texas.

- Played collegiately at Texas Tech where he was majoring in human development and family studies prior to being drafted.



@CBETTIS35



@CBETTIS35

TONY C. AWARD

Chad Bettis was the recipient of the 2017 Tony Conigliaro Award in voting conducted by a 21-person committee of media members, Major League Baseball executives, Boston Red Sox fan representatives, and Conigliaro's brothers, Richie and Billy. The Conigliaro Award has been given every year since 1990 in memory of the former Red Sox pitcher, whose career was tragically shortened by a beanball in 1967, and whose life ended in 1990 at the age of 45. It is awarded to a "Major Leaguer who has overcome adversity through the attributes of spirit, determination, and courage that were trademarks of Tony C." Bettis is the second Colorado Rockie to receive the Conigliaro Award. Pitcher Aaron Cook was honored in 2005.

(BETTIS, continued)

2018	HIGHS AND LOWS	CAREER
7.1, April 17 at PIT.....	Most IP	9.0, Sept 5, 2016 vs. SF (CG)
None.....	Low-hit CG	2, Sept. 5, 2016 vs. SF
9, Aug 7 vs. PIT.....	Runs	10, July 7, 2015 vs. LAA
9, Aug 7 vs. PIT.....	ER	10, July 7, 2015 vs. LAA
10, 2x, last: May 28 vs. SF.....	Hits	12, June 26, 2016 vs. ARI
3, June 9 vs. ARI.....	HRs	4, July 7, 2015 vs. LAA
5, June 20 vs. NYM.....	Walks	7, Aug. 22, 2016 at MIL
6, 3x, last: June 15 at TEX.....	Strikeouts	8, 4x, last: July 31, 2016 at NYM
None.....	10+ Strikeout Games	None
3, April 2-17.....	Win Streak	4, July 7-Aug. 6, 2016
1, 2x, last: Aug. 7 vs. PIT.....	Losing Streak	3, 2x, last: May 25-June 4, 2016

BETTIS

BETTIS' CAREER RECORD

Year	Team	W	L	ERA	G	GS	CG	SHO	GF	SV	IP	H	R	ER	HR	HB	BB	IBB	SO	WP	BK	
2010	Tri-City	4	1	1.12	10	9	0	0	0	0	48.1	44	11	6	0	0	10	0	39	4	0	
	Asheville	2	0	0.96	3	3	0	0	0	0	18.2	14	2	2	1	0	3	0	17	0	0	
2011	Modesto	12	5	3.34	27	27	0	0	0	0	169.2	142	72	63	10	8	45	0	184	10	1	
2012	Did not pitch	-	-	-	-	-	-	-	-	-	-	-	-	-	-	-	-	-	-	-	-	
2013	Tulsa	3	4	3.71	12	12	0	0	0	0	63.0	60	28	26	9	3	13	0	68	1	0	
	COLORADO	1	3	5.64	16	8	0	0	0	0	44.2	55	34	28	6	2	20	2	30	2	1	
2014	Colo. Springs	3	4	3.09	20	5	0	0	7	3	55.1	45	22	19	1	3	21	0	55	2	0	
	COLORADO	0	2	9.12	21	0	0	0	9	0	24.2	42	26	25	4	1	10	2	13	5	0	
2015	New Britain #	0	0	0.00	1	1	0	0	0	0	3.1	2	0	0	0	0	2	0	4	0	0	
	Albuquerque	3	2	3.46	7	7	0	0	0	0	39.0	41	16	15	5	1	10	0	33	1	0	
	COLORADO	8	6	4.23	20	20	0	0	0	0	115.0	120	56	54	11	3	42	2	98	6	0	
2016	COLORADO	14	8	4.79	32	32	1	1	0	0	186.0	204	107	99	22	7	59	5	138	4	0	
2017	Hartford #	0	0	1.93	2	1	0	0	0	0	4.2	3	2	1	1	0	1	0	6	0	0	
	Albuquerque #	0	3	4.82	4	4	0	0	0	0	18.2	22	13	10	2	1	6	0	11	0	0	
	COLORADO	2	4	5.05	9	9	0	0	0	0	46.1	52	27	26	8	1	11	0	30	3	0	
2018	Albuquerque #	0	0	5.14	3	3	0	0	0	0	14.0	16	8	8	2	0	3	0	10	0	1	
	COLORADO	5	2	5.01	27	20	0	2	0	0	120.1	121	72	67	18	5	47	3	80	3	1	
Minor League Totals		27	19	3.11	89	72	0	0	7	3	434.2	389	174	150	31	16	114	0	427	19	1	
Major League Totals		30	25	5.01	125	89	1	1	11	0	537.0	594	322	299	69	19	189	14	389	23	2	
# Minor League rehab																						
Year	Team	AVG	G	AB	R	H	2B	3B	HR	RBI	SAC	SF	HBP	BB	IBB	SO	SB	CS	GDP	OBP	SLG	
2013	COLORADO	.000	16	11	0	0	0	0	0	0	3	0	0	0	4	0	0	0	0	.000	.000	
2014	COLORADO	.000	21	3	0	0	0	0	0	0	0	0	0	0	1	0	0	0	0	.000	.000	
2015	COLORADO	.069	17	29	2	2	0	0	0	1	0	0	0	4	0	13	0	0	0	.182	.069	
2016	COLORADO	.041	28	49	2	2	0	0	0	2	5	0	0	4	0	21	0	0	1	.113	.041	
2017	COLORADO	.091	9	11	1	1	0	0	0	1	3	0	0	1	0	6	0	0	0	.167	.091	
2018	COLORADO	.088	26	34	2	3	0	0	0	2	3	0	0	2	0	18	0	0	0	.139	.088	
Major League Totals		.058	117	137	7	8	0	0	0	6	14	0	0	11	0	63	0	0	1	.128	.058	

BETTIS' CAREER FIELDING

Pos.	G	GS	INN	TC	PO	A	E	DP	PCT
P	125	89	537.0	135	38	94	3	3	.978

BETTIS' CAREER TRANSACTIONS

- 2010: Selected by Colorado in the second round of the First-Year Player Draft (signed by Dar Cox).
- 2015: Placed on 15-day disabled list (right elbow inflammation), July 19; sent to Minors for rehabilitation (New Britain), Aug. 15; reinstated from the 15-day disabled list, Aug. 24.
- 2017: Placed on the 60-day disabled list (recovery from cancer treatments), March 26; sent to Minors for rehabilitation (Hartford, Albuquerque), July 13; reinstated from the 60-day disabled list and optioned to Albuquerque, Aug. 4.
- 2018: Signed a one-year contract to avoid arbitration, Jan. 12; placed on the 10-day disabled list (right middle finger blister), July 3; sent to minors for rehabilitation (Albuquerque), July 21; reinstated from the 10-day disabled list, Aug. 7.

COMPLETE GAMES (1)		
Date	Opp.	Runs Allowed
9/5/16	SF	0

19

Ht: 6-3 Wt: 220 B/T: L/L
Opening Day Age: 32
Born: July 1, 1986 in Dallas, Texas
Major League Service: 6.102
Contract: Through 2021
Obtained: Selected in second round of the 2008 First-Year Player Draft



CHARLIE BLACKMON

Outfielder

CAREER HIGHLIGHTS

- Was an All-Star for the third time in his career in 2018 (also 2014, 2017) ... voted by the fans as the starting center fielder for the NL in 2017
- In 2018, recorded his third straight season with at least 100 runs scored and 25 home runs ... joined Willie Mays and Duke Snider as the only NL center fielders with three consecutive 100/25 seasons
- Captured his first career National League Batting Title in 2017 after batting a career-high .331 ... also set new career highs in games played (159), runs (137), hits (213), triples (14), home runs (37), RBI (104), walks (65), on-base percentage (.399) and slugging percentage (.601)
- Set a Major League record in 2017 with 103 RBI from the leadoff position
- Broke his own single-season team record (six, 2015) with a Major League-leading 10 leadoff home runs in 2016 ... his 30 career leadoff home runs are a franchise record and the second-most in Major League Baseball since his Major League debut in 2011
- In 2015, stole a career-high 43 bases, the most by a Rockie since 2008 and the fifth-highest total in franchise history

MAJOR LEAGUE DEBUT

6/7/11 at SD

FIRST ML HIT

6/8/11 at SD (single, Dustin Mosely)

FIRST ML HOME RUN

7/1/11 vs. KC (Joakim Soria)

2018: Was an All-Star for the second consecutive season (third time overall) ... signed a six-year contract with the Rockies, including two player options, on April 4.

- Started in center field in all four postseason games ... went 2-for-15 (.133) with one run, one RBI and one walk.
- Led the NL with 119 runs scored, his second straight season leading the National League in runs ... tied for fourth in the league with a team-high 182 hits, and finished tied for seventh with 51 multi-hit games.
- Recorded his third straight season with at least 100 runs scored and 25 home runs ... joined Willie Mays and Duke Snider as the only NL center fielders with three consecutive 100/25 seasons.
- Hit for his career cycle, the ninth cycle in Rockies history, in the 162nd game of the season, the 162nd game of the season in Major League history.
- His 17-game hitting streak Sept. 8-25 tied for the longest hitting streak in the National League in 2018, and was the longest by a Rockies player since Carlos González's 19-game streak in 2016.
- Finished the season with 14 career hitting streaks of 10 or more games, including three in 2018, the third-most such streaks in club history behind Todd Helton (25) and Larry Walker (17) ... his 13 double-digit hitting streaks since 2015 are the most in MLB.
- Hit his career walk-off home run on July 25 vs. Houston in the 3-2 Rockies win ... it was his second career walk-off RBI (also: Sept. 1, 2014 vs. San Francisco).
- Recorded his 1,000th career hit Aug. 7 vs. Pittsburgh, the seventh player in franchise history to reach that mark with the Rockies.
- Played in his 900th career game on Sept. 10, the seventh player in franchise history to reach that mark, the third player drafted by the Rockies to do so (also: Todd Helton, Troy Tulowitzki) ... his 1,038 hits through 900 games were the fourth-most through 900 games in franchise history, trailing Dante Bichette (1,136), Larry Walker (1,088) and Helton (1,072).

2017: Became the first center fielder to win the National League Batting Title since Willie McGee with the St. Louis Cardinals in 1990.

- Won his second consecutive Silver Slugger Award after leading the Major Leagues in hits (213), runs (137), triples (14) and total bases (386).

(BLACKMON, continued)

- Set career highs in batting average (.331), games (159), runs (137), hits (213), triples (14), home runs (37), total bases (387), RBI (104), walks (65), on-base percentage (.399) and slugging percentage (.601).
- His 213 hits were the fourth-most in franchise history, the most for a Rockies player and the most in the National League since Matt Holliday had 216 hits in 2007.
- Set a Major League record with 103 RBI from the leadoff position, surpassing Darin Erstad's previous mark of 100 set with the Angels in 2000.
- His 383 total bases from the leadoff position were also the most all-time ... 37 home runs were the third-most all-time by a leadoff hitter, trailing Alfonso Soriano's 38 in 2002 with the Yankees and 39 in 2006 with the Nationals.
- Recorded 86 extra-base hits, the third-most by a leadoff hitter in Major League history and the most by a NL leadoff hitter.
- His 68 multi-hit games were a franchise record and the most in the National League since 2004 (Mark Loretta, Juan Pierre).
- Named the National League Player of the Month in May after batting .359 with 24 runs, six doubles, five triples, six home runs and 22 RBI ... led the National League in hits, batting average and triples, tied for the lead in extra-base hits and finished fifth in RBI ... his 42 hits tied the club record for hits in the month of May.
- Named the National League Player of the Week for May 22-28, after hitting .400 (12-for-30) with three home runs, 12 RBI, six runs scored, a double, a triple, and a stolen base over seven games.
- Selected by the MLB Players Alumni Association as the Rockies' 2017 Heart and Hustle Award Winner.
- Voted by the fans as the starting center fielder for the NL in the All-Star Game, his second career All-Star selection and first career start ... participated in the Home Run Derby and hit 14 home runs.

2016: Won his first career Silver Slugger after setting then-career highs in runs (111), hits (187), home runs (29), RBI (82), batting average (.324), on-base percentage (.381) and slugging percentage (.552).

- Led NL outfielders in batting average, slugging percentage, hits and runs.
- His 29 home runs as a leadoff hitter were the most in Major League Baseball and the most in the National League since Alfonso Soriano and Hanley Ramirez hit 29 and 32 home runs, respectively, in 2008 ... the 29 home runs were tied for the seventh-most by a leadoff hitter in NL history (now tied for ninth).
- Led MLB with 10 leadoff home runs ... became the fifth player in Major League history to record double-digit leadoff home runs in a season, the third in National League history (Alfonso Soriano, 12, 2007; Bobby Bonds, 11, 1973).
- Batted .335 (93-for-278) with 12 home runs at home, .313 (94-for-300) with 17 home runs on the road ... batting average on the road was the 10th-highest in the NL and the seventh-highest for a single season in franchise history, the highest since Todd Helton batted .326 (88-for-270) on the road in 2004.
- Was on the 15-day disabled list due to a left foot injury (turf toe) from April 14-29.
- Had five multi-home run games, including a three-home run game Aug. 12 at Philadelphia ... became the 11th Rockies player to hit three home runs in a game (15th time).
- Hit five home runs in the three-game series at Philadelphia Aug. 12-14, the most in a three-game series by a Rockies player and tied for the most in any series in franchise history (Todd Helton, Aug 13-15 vs. Montreal, five-game series).
- Recorded career-long, 32-game on-base streak May 3-June 6 ... batted .331 (43-for-130) with a .390 on-base percentage over that span.

2015: His 43 steals were third in the Majors behind Miami's Dee Gordon (58) and Cincinnati's Billy Hamilton (57).

- His 43 stolen bases ranked third in the NL, fifth-most in a single season in club history ... fourth player in Rockies history to steal 40 or more bases in a season (sixth time overall) ... first Rockie to steal 40 or more bases since Willy Taveras stole 68 in 2008.
- Tied for the team lead in games (157), while leading the Rockies in triples (9) and on-base percentage (.347).
- Hit six leadoff home runs, four on the road and two at home.
- Career-high 48 multi-hit games led team, tied for ninth in the NL ... 15 three-hit games tied for eighth in the league.
- Eight assists in center ... tied for most among NL center

2014: Earned his first selection to the National League All-Star roster in his first full season in the Major Leagues.

- Voted to the All-Star team via the player vote ... went 0-for-2 in the game and played center field as a reserve.
- Played the majority of the season as the Rockies' leadoff hitter ... led all NL players from the leadoff spot in RBI (69) and was second in home runs (19).
- Was on the Rockies' Opening Day roster for the first time in his career, and made the start in the Rockies' home opener, April 4 vs. Arizona ... went 6-for-6 with three doubles, one home run, five RBI and four runs ... the six hits tied a Rockies record originally set by Andres Galarraga (6-for-6, July 3, 1995 vs. Houston) ...

(BLACKMON, continued)

became the 10th player since 1920, when RBI became an official statistic, to go 6-for-6 or better with that many RBI and runs scored in a game.

- Had three games of 5-for-5 or better ... went 5-for-5 July 12 vs. Minnesota and 5-for-5 Sept. 17 vs. Los Angeles-NL ... according to Elias, he was the fifth player since 1900 to record at least three games of 5-for-5 or better, joining Hall of Fame members Ty Cobb (1922), Tris Speaker (1923), Stan Musial (1948) and Tony Gwynn (1993), plus Ichiro Suzuki in 2004.

2013: Split the season between Triple-A Colorado Springs, where he began the campaign, and the Rockies.

- Played in 82 games for the Rockies, batting .309 (76-for-246) with 35 runs, 17 doubles, two triples, six home runs, 22 RBI, seven walks and seven stolen bases in seven attempts.
- His nine doubles in September were tied with teammate Todd Helton for the fifth-most in the NL.

2012: Began the season on the 15-day disabled list with turf toe in his left big toe, then spent the first four and a half months in the Minors prior to his recall from Triple-A on Aug. 18.

- Hit .146 (6-for-41) in his first 13 games, all in August, then hit .361 (26-for-72) over his final 29 games.
- Batted .289 (83-for-287) with 23 doubles, four triples, six home runs and 37 RBI in 76 Minor League games between Short-Season Tri-City and Triple-A Colorado Springs.
- Saw time at all three outfield positions, though split his time nearly evenly between left field (114.2 innings) and right field (107.1 innings).

2011: Made his Major League debut June 7 at San Diego and played in 27 games for the Rockies in his first Major League stint.

- Collected his first Major League hit in his second game, June 8 at San Diego off Dustin Moseley, a single.
- Hit his first career home run July 1 vs. Kansas City off Joakim Soria, a pinch-hit home run on his 25th birthday.
- Finished the season on the 60-day disabled list with a right foot fracture suffered July 7 at Atlanta while rounding second base.

2010: Spent the entire season at Double-A Tulsa as the club's regular center fielder, batting .297 (100-for-337) with 22 doubles, four triples, 11 home runs and 55 RBI in 86 games.

- Missed nearly all of the first two months of the season due to injury and did not make his 2010 debut until May 31 at Frisco.

2009: Played his entire second professional season with High-A Modesto in the California League.

- Led the Nuts in batting average (.307), RBI (69), stolen bases (30) and runs scored (30).

2008: In his first professional season, led Short-Season Tri-City with a .338 (98-for-290) batting average.

- Was named to the Northwest League Post-Season All-Star team ... named the 10th-best prospect in the Northwest League after the season by *Baseball America* ... also tabbed by the same publication as the Rockies' 10th-best prospect.

PERSONAL: Charles Cobb Blackmon ... son of Myron and Ellen Blackmon ... he has one younger sister, Katie ... he and his wife Ashley reside in Atlanta, Ga., in the offseason

- Born in Dallas, Texas but was raised in Suwanee, Ga.
- He and his father both participated in the 2016 Rockies Fantasy Camp at Salt River Fields.
- He is a big fan of *Star Wars*.
- Enjoys the outdoors and fishing in his free time.

HIGH SCHOOL/COLLEGE: Attended North Gwinnett High School, where he played baseball, basketball and football ... three-time Academic Player of the Year.

- Was a Dean's List student at Young Harris College, where he pitched and helped lead the Mountain Lions to back-to-back GJCAA titles.
- Transferred to Georgia Tech where he made the full-time transition from pitcher to outfielder ... earned his Bachelors of Science in business administration with a concentration in finance from Georgia Tech in the fall of 2011 (while on the disabled list with a broken foot).



@CHUCK_NAZTY



@CHUCK__NAZTY

(BLACKMON, continued)

2018	HIGHS AND LOWS	CAREER
4, Sept. 30 vs. WAS.....	Hits.....	6, April 4, 2014 vs. ARI
2, 2x, last: Sept. 9 vs. LAD.....	Home Runs.....	3, Aug. 12, 2016 at PHI
3, 4x, last: Sept. 30 vs. WAS.....	RBI.....	5, 2x, last: May 31, 2016 vs. CIN
17, Sept. 8-25.....	Hit Streak.....	17, Sept. 8-25, 2018
4, July 11 vs. ARI.....	Runs.....	4, 5x, last: July 11, 2018 vs. ARI
2, 3x, last: Aug. 28 at LAA.....	Doubles.....	3, 2x, last: Aug. 6, 2017 vs. PHI
1, 7x, last: Sept. 30 vs. WAS.....	Triples.....	1, 40x, last: Sept. 30, 2018 vs. WAS
10, 2x, last: Sept. 30 vs. WAS.....	Total Bases.....	12, 2x, last: Aug. 12, 2016 at PHI
3, Aug. 27 at LAA.....	Walks.....	3, 3x, last: Aug. 27, 2018 at LAA
4, July 7 at SEA.....	Strikeouts.....	4, 2x, last: July 7, 2018 at SEA
1, 12x, last: Sept. 4 vs. SF.....	Stolen Bases.....	3, May 25, 2015 at CIN

CAREER AWARDS	
All-Star	2014 (NL) 2017 (NL) 2018 (NL)
National League Batting Title	2017
Silver Slugger	2016 2017
MLBPAA Heart and Hustle Award	2016 2017
National League Player of the Month	May, 2017
National League Player of the Week	9/23/13 4/7/14 6/26/16 8/14/16 5/28/17

LEADOFF HOME RUNS (30)		
Date	Opp.	Pitcher
9/24/13	BOS	John Lackey
5/6/14	TEX	Robbie Ross
5/10/14	at CIN	Alfredo Simon
6/5/14	ARI	Bronson Arroyo
7/9/14	SD	Eric Stults
9/24/14	at SD	Joe Wieland
5/3/15	at SD	James Shields
6/14/15	at MIA	Dan Haren
7/3/15	at ARI	Chase Anderson
8/4/15	SEA	Vidal Nuno
8/24/15	at ATL	Julio Teheran
9/20/15	SD	James Shields
5/3/16	at SD	Andrew Cashner
5/30/16	CIN	Dan Straily
5/31/16	CIN	Jon Moscot
6/21/16	at NYY	Ivan Nova
6/25/16	ARI	Shelby Miller
8/6/16	MIA	Andrew Cashner
8/9/16	TEX	A.J. Griffin
8/11/16	at TEX	Lucas Harrell
9/14/16	at ARI	Rubby De La Rosa
10/2/16	MIL	Tyler Cravy
4/16/17	at SF	Jeff Samardzija
6/22/17	ARI	Zack Godley
6/30/17	at ARI	Robbie Ray
7/17/17	SD	Luis Perdomo
8/8/17	at CLE	Corey Kluber
8/18/17	MIL	Matt Garza
5/1/18	at CHC	Kyle Hendricks
9/9/18	LAD	Rich Hill

PINCH-HIT HOME RUNS (2)			
Date	Opp.	Inning	Pitcher
7/1/11	KC	8	Joakim Soria
8/6/13	at NYM	6	Jerry Mejia

INSIDE-THE-PARK HOME RUNS (2)			
Date	Opp.	Inning	Pitcher
4/21/17	SF	4	J. Cueto
7/16/17	at NYM	7	C. Bradford

MULTI-HOME RUN GAMES (10)			
No.	Date	Opp.	Pitcher(s)
2	4/21/14	SF	R. Vogelsong / J. Gutierrez
2	5/3/15	at SD	J. Shields / C. Kimbrel
3	8/12/16	at PHI	J. Thompson / E. Ramos/ D. Hernandez
2	5/31/16	CIN	J. Moscot / J. Diaz
2	6/21/16	at NYY	I. Nova
2	8/14/16	at PHI	S. González / D. Hernandez
2	8/27/16	at WAS	A. Cole / Y. Petit
2	5/23/17	at PHI	Z. Eflin
2	3/31/18	at ARI	Z. Greinke / F. Salas
2	9/9/18	LAD	R. Hill / C. Ferguson

GRAND SLAMS (1)			
Date	Opp.	Inning	Pitcher
5/31/16	CIN	7	D. Diaz

WALK-OFF RBI (2)			
Date	Opp.	Pitcher	Play
9/1/14	SF	Sergio Romo	RBI single
7/25/18	HOU	Collin McHugh	Solo home run

CYCLES (1)		
Date	Opp.	Order
9/30/18	WAS	3B, HR, 1B, 2B

STOLEN BASES, ROCKIES FRANCHISE HISTORY	
Player	SB
1. Eric Young	180
2. Charlie Blackmon	127
3. Larry Walker	126
4. Carlos González	118
5. Dante Bichette	105

BLACKMON

(BLACKMON, continued)**BLACKMON'S CAREER RECORD**

Year	Team	AVG	G	AB	R	H	2B	3B	HR	RBI	SAC	SF	HBP	BB	IBB	SO	SB	CS	GIDP	OBP	SLG
2008	Tri-City	.338	68	290	42	98	21	5	2	33	3	2	10	16	2	37	13	7	2	.390	.466
2009	Modesto	.307	133	550	87	169	34	7	7	69	3	5	19	39	1	83	30	13	5	.370	.433
2010	Tulsa	.297	86	337	53	100	22	4	11	55	3	5	4	32	2	43	19	7	4	.360	.484
2011	Colo. Springs	.337	58	243	49	82	19	4	10	49	2	3	5	19	0	34	12	5	2	.393	.572
	COLORADO	.255	27	98	9	25	1	0	1	8	1	0	0	3	1	8	5	1	2	.277	.296
2012	Tri-City	.237	17	59	8	14	5	0	1	3	0	0	3	7	0	10	3	0	1	.348	.373
	Colo. Springs	.303	59	228	55	69	18	4	5	34	2	2	3	29	1	42	10	0	6	.385	.482
	COLORADO	.283	42	113	15	32	8	0	2	9	0	1	3	4	0	17	1	2	4	.325	.407
2013	Colo. Springs	.288	68	257	56	74	15	6	3	40	1	3	3	35	2	41	7	5	6	.376	.428
	COLORADO	.309	82	246	35	76	17	2	6	22	2	0	3	7	0	49	7	0	1	.336	.467
2014	COLORADO	.288	154	593	82	171	27	3	19	72	6	5	13	31	5	96	28	10	3	.335	.440
2015	COLORADO	.287	157	614	93	176	31	9	17	58	5	4	13	46	2	112	43	13	4	.347	.450
2016	Modesto #	.125	2	8	1	1	0	0	0	0	0	0	0	0	0	1	0	0	0	.125	.125
	COLORADO	.324	143	578	111	187	35	5	29	82	3	4	13	43	4	102	17	9	2	.381	.552
2017	COLORADO	.331	159	644	137	213	35	14	37	104	3	3	10	65	9	135	14	10	4	.399	.601
2018	COLORADO	.291	156	626	119	182	31	7	29	70	1	2	8	59	2	134	12	4	10	.358	.502
	Minor League Totals	.308	491	1972	351	607	134	30	39	283	14	20	47	177	8	291	94	37	26	.375	.466
	Major League Totals	.302	920	3512	601	1062	185	40	140	425	22	18	63	258	23	653	127	49	30	.359	.497

Minor League rehab

BLACKMON

BLACKMON'S CAREER POSTSEASON RECORD

Year	Series	Team	Opp.	AVG	G	AB	R	H	2B	3B	HR	RBI	SAC	SF	HBP	BB	IBB	SO	SB	CS	GIDP	OBP	SLG
2017	NLWC	COL	ARI	.000	1	4	0	0	0	0	0	1	1	0	0	0	0	1	0	0	0	.000	.000
2018	NLWC	COL	CHC	.333	1	3	1	1	0	0	0	1	0	0	0	0	0	1	0	0	0	.188	.133
	NLDS	COL	MIL	.083	3	12	0	1	0	0	0	1	0	0	0	0	0	1	0	0	0	.083	.083
	Postseason Totals			.105	5	19	1	2	0	0	2	1	0	0	0	1	0	2	0	0	0	.105	.105

BLACKMON'S CAREER ALL-STAR GAME RECORD

Year	Team	AVG	GS	AB	R	H	2B	3B	HR	RBI	SAC	SF	HBP	BB	IBB	SO	SB	CS	GIDP	OBP	SLG
2014	NL	.000	0	2	0	0	0	0	0	0	0	0	0	0	0	1	0	0	0	.000	.000
2017	NL	.000	1	3	0	0	0	0	0	0	0	0	0	0	0	1	0	0	0	.000	.000
2018	NL	.000	0	3	0	0	0	0	0	0	0	0	0	0	0	1	0	0	0	.000	.000
	ASG Totals	.000	1	8	0	0	0	0	0	0	0	0	0	0	0	3	0	0	0	.000	.000

BLACKMON'S CAREER FIELDING

Pos.	G	GS	INN	TC	PO	A	E	DP	PCT
CF	691	667	5815.1	1472	1436	20	16	6	.989
RF	131	105	955.0	222	216	5	1	2	.995
LF	93	58	574.0	138	126	7	5	2	.964

BLACKMON'S CAREER TRANSACTIONS

- 2008: Selected by Colorado in the second round of the First-Year Player Draft (signed by Alan Matthews).
- 2011: Placed on 15-day disabled list (fractured left foot), July 8; transferred to 60-day disabled list, July 15; reinstated from the 60-day disabled list, Oct. 31.
- 2012: Placed on 15-day disabled list (turf toe, right foot), April 4; sent to Minors for rehabilitation (Colorado Springs), April 13; reinstated from the 15-day disabled list, April 14.
- 2016: Signed a one-year contract to avoid arbitration, Jan. 25; placed on 15-day disabled list (turf toe, left foot), April 14; sent to Minors for rehabilitation (Albuquerque), April 26; reinstated from the disabled list, April 29.
- 2017: Signed a one-year contract to avoid arbitration, Jan. 13.
- 2018: Signed a one-year contract to avoid arbitration, Jan. 12; signed a six-year contract, including two player options, April 4.

82

Ht: 6-1 Wt: 201 B/T: L/R
Opening Day Age: 24
Born: Oct. 4, 1994 in Rockwall, Texas
Major League Service: 0.000
Contract: Through 2019
Obtained: Selected in the eighth round of the 2017 First-Year Player Draft



BRET BOSWELL

Infielder / Non-Roster Invitee

BOSWELL

CAREER HIGHLIGHTS

- Attending his first Major League Spring Training in 2019
- The University of Texas product honored in 2018 as a MiLB.com Organization All-Star and both a Mid-Season and Post-Season All-Star for Low-A Asheville
- Was a Northwest League Post-Season All-Star in 2017

2018: Combined to hit .296 across 127 games between Low-A Asheville and High-A Lancaster.

- Appeared in 97 games with the Tourists before receiving a promotion to Lancaster ... named to both the Mid-Season and Post-Season All-Star teams.
- Finished with the fourth-best batting average in the South Atlantic League.
- South Atlantic League Player of the Week for May 21-27.
- Hit .350 in May, going 36-for-103 in 27 games ... hit .300 (33-for-110) in June.
- Clubbed 17 home runs and drove in 50 ... his 69 runs scored led the league at the time of his promotion to the California League ... hit safely in 25 of 27 games from May 5-June 7.
- Joined Lancaster from Asheville on July 31 ... batted .327 (33-for-101) in August with 10 home runs and 27 RBI.

2017: Was the starting second baseman for Short-Season Boise in his first professional season.

- Named a Northwest League Post-Season All-Star ... tied for second in the league with 11 home runs and finished second with a .515 slugging percentage.

PERSONAL: Bret Robert Boswell ... son of Amy and Bob ... has one older sister, Adrienne, and one older brother, Trent Yarbrough ... sister Adrienne is a police

- Resides in Austin, Texas during the offseason.
- Enjoys spending his free time outdoors: fishing, taking his truck off road, and playing golf or disc golf.
- An avid hockey fan, he enjoys going to Dallas Stars games.

HIGH SCHOOL/COLLEGE: Graduated from Rockwall Heath High School in Heath, Texas.

- Attended the University of Texas at Austin ... received his bachelor's degree in sport management and a minor in business.
- All-Big 12 All Freshman in 2015 ... named to the Big 12 Baseball Championship All-Tournament squad in 2016 ... an ABCA/Rawlings Collegiate Second Baseman Gold Glove Award in 2017.
- Named to the Big 12 Commissioner's Honor Roll for the 2013 fall semester and 2014 spring semester ... earned 2016 Academic All-Big 12 Baseball honors.



@BRETOSWELL

BOSWELL'S CAREER RECORD

Year	Team	AVG	G	AB	R	H	2B	3B	HR	RBI	SAC	SF	HBP	BB	IBB	SO	SB	CS	GDP	OBP	SLG
2017	Boise	.293	54	229	46	67	8	5	11	42	1	2	2	15	0	55	3	3	4	.339	.515
2018	Asheville	.288	97	379	69	109	20	4	17	50	5	3	5	21	1	103	7	5	5	.331	.496
	Lancaster	.322	30	118	28	38	5	1	10	28	1	2	1	13	0	41	2	0	1	.388	.636
Minor League Totals		.295	181	726	143	214	33	10	38	120	7	7	8	49	1	199	12	8	10	.343	.525

BOSWELL'S CAREER TRANSACTIONS

– 2017: Selected by Colorado in the eighth round of the First-Year Player Draft (signed by Jeff Edwards).

81

Ht: 6-4 Wt: 255 B/T: L/L
Opening Day Age: 24
Born: Oct. 21, 1994 in Lynn, Mass.
Major League Service: 0.000
Contract: Through 2019
Obtained: Selected in the second round of the 2016 First-Year Player Draft
Pronunciation: BOE-din



BEN BOWDEN

Left-Handed Pitcher / Non-Roster Invitee

BOWDEN

CAREER HIGHLIGHTS

- First Major League Spring Training in 2019 for the 2016 second-round draft selection out of Vanderbilt University
- In 2015, pitched for the Yarmouth-Dennis Red Sox in the Cape Cod Baseball League ... named the co-MVP of the 2015 Cape Cod League playoffs after striking out 12 batters in 12.2 innings pitched
- Played for three Vanderbilt NCAA Tournament teams, which included two trips to the College World Series

2018: After missing the 2017 season due to a shoulder injury, returned to action to pitch for both Low-A Asheville and High-A Lancaster.

- Combined, went 7-2 with a 3.98 ERA (52.0 IP, 23 ER) in 49 games for Asheville (15) and Lancaster (34) ... assigned to Lancaster on May 18.
- Scored upon in four of 15 games for Asheville ... notched a 1.50 road ERA (6.0 IP, 1 ER) over six games.
- Won three times from April 28 until promotion to High-A on May 18.
- Recorded a 1.20 ERA over 16 road games (15.0 IP, 2 ER) for the JetHawks.
- Allowed runs in three of his final 13 appearances ... won three games from July 29-Aug. 7... on the 7-day disabled list from July 20-28.

2017: Missed the season due to a back injury.

2016: Made 26 appearances for Asheville, allowing eight runs in 23.2 innings.

- Scored upon once over his first eight games.
- Recorded a 0.82 ERA (11.0 IP, 1 ER) in 11 appearances in August, one run over his final 14 games ... combined, allowed one run over 13 games in August and September.
- Had a 0.63 road ERA (14.1 IP, 1 ER) in 15 outings.

PERSONAL: Benjamin Douglas Bowden ... born in Lynn, Mass ... son of Larry and Stephanie ... has two sisters, Jackie and Jillian.

- Resides in Lynn, Mass., and Scottsdale, Ariz., during the offseason.
- His hobbies include playing video games and fishing.

HIGH SCHOOL/COLLEGE: Attended Lynn English High School in Lynn, Mass.

- Played at Vanderbilt University, where the team advanced to the NCAA Tournament three times, including twice to the College World Series.
- Was a member of the 2015 national championship runners-up along with Major Leaguers Dansby Swanson, Walker Buehler, Carson Fulmer and Kyle Wright.
- The 2013 Gatorade Player of the Year in Massachusetts while playing at Lynn English High School.



@B_BIZZY_16



@BENBOWDEN16

BOWDEN'S CAREER RECORD

Year	Team	W	L	ERA	G	GS	CG	SHO	GF	SV	IP	H	R	ER	HR	HB	BB	IBB	SO	WP	BK
2016	Asheville	0	1	3.04	26	0	0	0	2	0	23.2	23	8	8	1	0	15	1	29	4	0
2017	DID NOT PITCH	-	-	-	-	-	-	-	-	-	-	-	-	-	-	-	-	-	-	-	-
2018	Asheville	3	0	3.52	15	0	0	0	1	0	15.1	17	6	6	2	1	5	0	25	1	0
	Lancaster	4	2	4.17	34	0	0	0	8	0	36.2	35	21	17	6	0	15	0	53	4	0
Minor League Totals		7	3	3.69	75	0	0	0	11	0	75.2	75	35	31	9	1	35	1	107	9	0

BOWDEN'S CAREER TRANSACTIONS

- 2016: Selected by Colorado in the second round of the First-Year Player Draft (signed by Scott Corman).

60

Ht: 6-4 **Wt:** 223 **B/T:** R/R
Opening Day Age: 22
Born: April 1, 1996 in Philadelphia, Pa.
Major League Service: 0.000
Contract: Through 2019
Obtained: Selected in the second round of the 2014 First-Year Player Draft



RYAN CASTELLANI

Right-Handed Pitcher

CASTELLANI

CAREER HIGHLIGHTS

- Third Major League Spring Training in 2019
- Selected to the Rockies' 40-man roster on Nov. 20, 2018
- Led the league in innings pitched and strikeouts in both 2016 with High-A Modesto and 2017 with Double-A Hartford
- Rated the #10 Rockies prospect by MLB.com following the 2018 season

2018: Spent his second full season with Double-A Hartford, where he went 7-9 with a 5.49 ERA (134.1 IP, 82 ER), 70 walks and 91 strikeouts for the Yard Goats.

- Had his best month in April, when he went 2-1 with a 2.05 ERA (26.1 IP, 6 ER), 15 walks and 27 strikeouts with

2017: Spent the season with Double-A Hartford, and led the Eastern League with 157.1 innings pitched and 132 strikeouts.

- Pitched his career complete-game shutout July 21 at Portland, allowing three hits with no walks and six strikeouts across seven innings.

2016: Named the top prospect in the California League by Baseball America after spending the season with High-A Modesto, making 26 starts for the Nuts.

- Finished the season with a 3.81 ERA and sixth in ERA (3.81).
- Pitched his career complete game July 30, allowing one run on four hits with two walks and six strikeouts.

2015: Went 2-7 with a 4.45 ERA (113.1 IP, 56 ER) as a starter for Low-A Asheville.

- Ranked the Rockies' 15th-best prospect by *Baseball America* following the 2015 season.

2014: Made 10 starts for Short-Season Tri-City in his first professional season.

- Ranked as the Rockies' 11th-best prospect by *Baseball America* following the 2014 season.

PERSONAL: Ryan Michael Castellani ... married to Christy ... welcomed a baby boy, Jaxon, in December 2018 ... resides in Scottsdale, Ariz., in the offseason.

- Originally from Philadelphia ... son of Bob and Regina ... has one brother, Bobby... his mother worked in the Philadelphia Phillies front office for 30 years.
- Enjoys spending time with his dogs and girlfriend in the offseason.

HIGH SCHOOL/COLLEGE: Attended high school at Brophy College Preparatory in Phoenix, Ariz.

- Committed to Arizona State University before being drafted by the Rockies in 2014.

CASTELLANI'S CAREER RECORD

Year	Team	W	L	ERA	G	GS	CG	SHO	GF	SV	IP	H	R	ER	HR	HB	BB	IBB	SO	WP	BK
2014	Tri-City	1	2	3.65	10	10	0	0	0	0	37.0	35	20	15	2	4	9	0	25	1	0
2015	Asheville	2	7	4.45	27	27	0	0	0	0	113.1	134	71	56	5	4	29	0	94	4	0
2016	Modesto	7	8	3.81	26	26	1	0	0	0	167.2	156	79	71	8	4	50	0	142	13	2
2017	Hartford	9	12	4.81	27	27	1	1	0	0	157.1	163	94	84	16	12	47	0	132	13	1
2018	Hartford	7	9	5.49	26	26	0	0	0	0	134.1	135	86	82	15	10	70	0	91	2	1
Minor League Totals		26	38	4.55	116	116	2	1	0	0	609.2	623	350	308	46	34	205	0	484	33	4

CASTELLANI'S CAREER TRANSACTIONS

– 2014: Selected by Colorado in the second round of the First-Year Player Draft (signed by Chris Forbes).

56

Ht: 6-2 **Wt:** 224 **B/T:** R/R
Opening Day Age: 27
Born: Oct. 2, 1991 in Camuy, P.R.
Major League Service: 0.130
Contract: Through 2019
Obtained: Acquired via trade with Los Angeles-NL, Dec. 16, 2014



NOEL CUEVAS

Outfielder

CAREER HIGHLIGHTS

- Made his Major League debut on April 22, 2018 vs. Chicago-NL
- Added to the Rockies' 40-man roster, Nov. 6, 2017
- A Pacific Coast League Mid-Season All-Star in 2017 with Triple-A Albuquerque
- In 2017, became the seventh player in Isotopes history to record at least 150 hits
- In 2016, named Eastern League Player of the Month for July
- Named a California League All-Star in 2013

MAJOR LEAGUE DEBUT

4/22/18 vs. CHC

FIRST ML HIT

4/24/18 vs. SD (single, Eric Lauer)

FIRST ML HOME RUN

5/14/18 at SD (Joey Lucchesi)

2018: Made his Major League debut on April 22 vs. Chicago-NL, starting in right field.

- Played in 75 games across two stints for the Rockies and batted .233 (34-for-146) with 16 runs, four doubles, one triple and two home runs ... recorded his first career home run on May 14 at San Diego.
- Hit a go-ahead three-run home run on July 7 at Seattle in the seventh inning off James Paxton in a 5-1 win.
- Batted .331 (53-for-160) with 17 runs, 10 doubles, four triples and five home runs in 44 games for Triple-A Albuquerque.

2017: Played his first full season in Triple-A and was named a Mid-Season All-Star.

- Played a career-high 128 games and batted .312 (154-for-493) with 79 runs, 17 doubles, 12 triples, 15 home runs, 79 RBI, 25 walks and 102 strikeouts.
- Was the first of four Minor League players to record at least 10 doubles, triples and home runs.
- Became the seventh player in Isotopes history to record at least 150 hits.

2016: Played in 44 games with Triple-A Albuquerque, batting .234 (32-for-137) before being sent to Double-A Hartford, where he played for the remainder of the season and batted .340 (66-for-194).

- Named Eastern League Player of the Month for July after batting .425 (37-for-87) with seven doubles, one triple, two home runs, 14 RBI, a .440 on base percentage and a .598 slugging percentage.
- Earned the Eastern League Player of the Week for the week of July 11-17.

2015: Appeared in 112 games with Double-A New Britain in his first season in the Rockies organization.

- Second in the Eastern League with 31 stolen bases, caught 12 times.
- His 51 RBI ranked second on the club, and he was in the top three on the club in runs, hits and doubles.

2014: Reached Dodgers' Double-A level for the first time, tying for third in the Southern League with nine triples for Chattanooga.

- Spent the season as the club's starting center fielder.

2013: Batted .284 (135-for-476) with 12 home runs, 66 RBI and 10 triples in 123 games for High-A Rancho Cucamonga.

- En route to a Cal League All-Star game selection, batted .306 (70-for-229) over 60 games in the first half ... hit .366 (34-for-93) in May with five doubles, five triples, three homers and 24 RBI in 26 games.

2012: Played across three levels in the Dodgers' Minor League system.

- Began the year at Low-A Great Lakes, hitting .227 before being sidelined with a hand injury ... transferred to the Arizona League Dodgers, where he hit .295 (26-for-88) in 23 games before his promotion to the Pioneer League, where he hit .340 (17-for-50) for Rookie Ogdén.

(CUEVAS, continued)

2011: In his first full professional season, began the year with High-A Rancho Cucamonga, playing in 23 contests.

- Played in 60 games after his transfer to Ogden, ranking third on the team with 29 extra-base hits.

2010: Played in only three games in the Arizona League after his 21st-round selection in the Major League Baseball First-Year Player Draft.

PERSONAL: Noel A. Cuevas ... son of Noel Cuevas and Enid Bermudez ... has two younger brothers, Christian and Ricardo ... resides in Camuy, Puerto Rico, in the offseason.

- Started playing baseball at the age of four.
- Went to high school with Francisco Lindor.
- In his free time, he enjoys photography, the beach and mountain biking.

HIGH SCHOOL/COLLEGE: Attended Montverde Academy in Clermont, Fla. ... played one collegiate baseball season with Universidad Interamericana in Arecibo, Puerto Rico.

- Earned a bachelor's degree in business with a financial planning certificate from the University of Phoenix.



@NOELCUVEAS56



@NCUEVAS91

2018

HIGHS AND LOWS

Hits.....	3, 2x, last: July 7, 2018 at SEA
Home Runs.....	1, 2x, last: July 7, 2018 at SEA
RBI.....	3, July 7, 2018 at SEA
Hit Streak.....	5, April 30-May 9, 2018
Runs.....	2, June 22, 2018 vs. MIA
Doubles.....	2, June 19, 2018 vs. NYM
Triples.....	1, May 25, 2018 vs. CIN
Total Bases.....	6, July 7, 2018 at SEA
Walks.....	1, 6x, last: July 12, 2018 vs. ARI
Strikeouts.....	3, June 29, 2018 at LAD
Stolen Bases.....	1, Sept. 3, 2018 vs. SF

CUEVAS' CAREER RECORD

Year	Team	AVG	G	AB	R	H	2B	3B	HR	RBI	SAC	SF	HBP	BB	IBB	SO	SB	CS	GDP	OBP	SLG
2010	AZL Dodgers	.333	3	6	0	2	1	0	0	0	0	0	0	0	0	2	0	0	0	.333	.500
2011	Ogden	.285	60	246	38	70	16	5	8	32	0	4	3	14	0	55	13	6	1	.326	.488
	Rancho Cucamonga	.220	23	91	11	20	4	1	0	11	0	0	0	4	0	17	2	2	3	.253	.286
2012	AZL Dodgers	.295	23	88	22	26	5	1	0	12	0	2	4	9	0	9	22	4	3	.379	.375
	Ogden	.340	13	50	15	17	4	1	0	8	0	2	1	7	0	6	6	2	1	.417	.460
	Great Lakes	.227	40	150	14	34	5	2	2	18	1	1	4	8	0	25	7	1	3	.282	.327
2013	Rancho Cucamonga	.284	123	476	80	135	25	10	12	66	11	5	7	37	0	107	38	15	8	.341	.454
2014	Chattanooga	.231	131	425	50	98	12	9	7	44	12	1	2	31	1	92	6	3	10	.285	.351
2015	New Britain	.264	112	406	47	107	21	2	4	51	10	2	8	17	1	87	31	12	8	.305	.355
2016	Hartford	.340	50	194	28	66	14	3	2	27	5	3	1	6	1	27	4	4	0	.358	.474
	Albuquerque	.234	44	137	13	32	4	3	1	8	1	1	4	8	0	28	4	2	3	.293	.328
2017	Albuquerque	.312	128	493	79	154	17	12	15	79	1	2	7	25	3	102	16	3	22	.353	.487
2018	Albuquerque	.331	44	160	17	53	10	4	5	29	0	1	0	16	0	23	3	5	3	.390	.538
	COLORADO	.233	75	146	16	34	4	1	2	10	0	0	1	6	1	24	1	0	1	.268	.315
	Minor League Totals	.279	794	2922	414	814	138	53	56	385	41	24	41	182	6	580	152	59	65	.327	.420
	Major League Totals	.233	75	146	16	34	4	1	2	10	0	1	6	1	24	1	0	1	1	.268	.315

CUEVAS' CAREER FIELDING

POS.	G	GS	INN	TC	PO	A	E	DP	PCT
LF	16	13	104.0	13	13	0	0	0	1.000
CF	4	1	11.0	3	3	0	0	0	1.000
RF	26	20	167.2	33	32	1	0	1	1.000

CUEVAS' CAREER TRANSACTIONS

- 2010: Selected by Los Angeles-NL in the 21st round of the First-Year Player Draft.
- 2014: Acquired by Colorado from Los Angeles-NL as the player to be named later in exchange for RHP Juan Nicasio, Dec. 14.

26

Ht: 6-2 **Wt:** 200 **B/T:** L/R
Opening Day Age: 24
Born: April 1, 1994 in Birmingham, Ala.
Major League Service: 1.162
Contract: Through 2019
Obtained: Selected in the first round (10th overall) of the 2012 First-Year Player Draft.



DAVID DAHL

Outfielder

CAREER HIGHLIGHTS

- Returned to the Majors in 2018 and played 77 games with the Rockies after missing all of 2017 with a stress reaction in his ribcage
- Became the fourth player in franchise history with a home run streak of five or more games, Sept. 24-28, 2018
- In 2016, recorded a career-longest hitting streak to begin a career, set by the Cincinnati Reds' Chuck Aleno in 1941
- Prior to the 2016 season, was ranked the 39th-best prospect by *Baseball America*
- Suffered a lacerated spleen in an outfield collision in 2015 while with Double-A New Britain

MAJOR LEAGUE DEBUT

7/25/16 at BAL

FIRST ML HIT

7/25/16 at BAL (single, Yovani Gallardo)

FIRST ML HOME RUN

7/27/16 at BAL (Dylan Bundy)

2018: Batted .273 (68-for-249) with 16 home runs and 48 RBI over 77 games with Colorado.

- Recalled from Triple-A the first time on April 22 and slashed .275/.309/.484 in 32 games before being placed on the DL on June 1 with a broken right foot, suffered by a foul ball on May 30 vs. San Francisco.
- Reinstated from the DL on July 27 and optioned to Triple-A ... recalled for the last time on Aug. 5.
- Named the National League Player of the Week for Sept. 24-30 ... batted .333 (10-for-30) with six home runs.
- Hit home runs in consecutive games Sept. 24-28, the fourth player in franchise history to record a home run in five or more games, joining Dante Bichette (Aug. 1-5, 1995), Larry Walker (June 18-23, 1999) and Nolan Arenado, who homered in a franchise record six-straight games Sept. 1-5, 2015.
- Hit the grand slam of his Major League career on Sept. 10 vs. Arizona.
- Batted .286 (22-for-77) with seven doubles, two home runs, nine RBI, one walk and 19 strikeouts in 19 games with Triple-A Albuquerque.
- Made his postseason debut in a start in right field in the Wild Card Game, then started in left field during Game 1 of the NLDS ... entered Game 2 as a defensive replacement and had one at-bat ... went 0-for-11 in the postseason.

2017: Appeared in only 19 total Minor League games, missing most of the season with a stress reaction in his ribcage.

- Began the season on the 10-day disabled list after suffering a stress reaction in his ribcage in Spring Training ... transferred to the 60-day disabled list on June 27 ... reinstated from the DL on July 17 and optioned to Albuquerque.
- Played in two rehab games with High-A Lancaster July 12-13, where he batted .429 (3-for-7) with one home run and two RBI.
- Played in 17 games for the Isotopes, batting .243 (17-for-70) with two doubles, two triples, two home runs and 14 RBI ... played in his last game of the season on July 31.

2016: Made his Major League debut in a start on July 25 at Baltimore, and recorded his first Major League hit in the seventh inning off Yovani Gallardo.

- Recorded a hit in each of his first 17 career games, tying the MLB record for longest hitting streak to begin a career (also: Cincinnati Reds' Chuck Aleno in 1941).
- His .315 batting average (70-for-222) tied Todd Helton (1998) for the highest by a Rockies rookie (min. 200 at-bats).
- Recorded at least one hit in 50 of 63 games overall, with 16 multi-hit games.
- Hit leadoff for the first time Aug. 19 and hit a home run in his first at-bat ... was the first Rockies player other than Charlie Blackmon to hit a leadoff home run since Dexter Fowler on June 2, 2013 vs. Los Angeles-NL.
- Started in center field for Team USA in the Futures Game in San Diego, going 0-for-2.
- Began the season with Double-A Hartford, where he was named a Mid-Season All-Star ... batted .278 (80-for-

(DAHL, continued)

288) with 21 doubles, two triples, 13 home runs and 16 stolen bases.

- Promoted to Triple-A Albuquerque July 4, where he batted .484 (30-for-62) with six doubles, two triples, five home runs and 16 RBI in 16 games prior to having his contract selected by the Rockies.

2015: Spent a majority of the season with Double-A New Britain after suffering a lacerated spleen May 28 as a result of an on-field collision and underwent surgery immediately thereafter.

- Played six rehab games with Short-Season Boise July 6-15, and batted .125 (3-for-24) with a double and an RBI.
- Returned to New Britain and hit .292 (31-for-106) with nine doubles, one triple, three home runs, eight RBI and eight stolen bases over the remainder of the season.

2014: Split the season between Low-A Asheville and High-A Modesto, hitting a combined .299 (153-for-512) across both levels.

- Named a Mid-Season and Post-Season All-Star in the South Atlantic League, a *Baseball America* Low-A All-Star, as well as MiLB.com Organization All-Star.
- Finished in the top 10 in the South Atlantic League in both batting average (.309) and slugging percentage (.500).
- After the season, was ranked the 22nd overall prospect in baseball by *Baseball America*, and the #1 prospect in the Rockies organization.

2013: Appeared in 10 games for Low-A Asheville before missing the remainder of the season with a hamstring injury.

- Following the season, was ranked the Rockies' sixth-best prospect by *Baseball America*.
- Named the "Best Hitter for Average" in the Rockies system by *Baseball America*.
- Ranked as the number 71 overall prospect in baseball by MLB.com.

2012: In his first professional season, led the Pioneer League in batting average (106-for-280, .379), slugging percentage (.625) and OPS (1.048).

- Named the Pioneer League Player of the Year and a Pioneer League Post-Season All-Star ... named to the Topps Short Season All-Star Team, and was named MiLB.com Organization All-Star.
- Named the second-best Rockies prospect by *Baseball America*.

PERSONAL: David Martin Dahl, son of Mike and Kelli

- ... has a younger brother, Justin.
- Married to Jacquelyn ... they reside in Scottsdale, Ariz., in the offseason with their golden retriever Rookie.
- Enjoys watching Netflix in his spare time.
- He could dunk a basketball when he was in the eighth grade.

HIGH SCHOOL/COLLEGE: Attended Oak Mountain High in Birmingham, Ala. ... committed to Auburn University prior to being drafted.

- Won a gold medal in the Pan American Games as a member of Team USA when he was a senior in high school.



2018

HIGHS AND LOWS

CAREER

3, 2x, last: Sept. 25 vs. PHI.....	Hits	3, 6x, last: Sept. 25, 2018 vs. PHI
1, 16x, last: Sept. 30 vs. WAS.....	Home Runs	1, 23x, last: Sept. 30, 2018 vs. WAS
4, 2x, last: Sept. 25 vs. PHI.....	RBI	4, 2x, last: Sept. 25, 2018 vs. PHI
6, May 23-29.....	Hit Streak	17, July 25-Aug. 11, 2016
3, Sept. 26 vs. PHI.....	Runs	3, 2x, last: Sept. 26, 2018 vs. PHI
1, 11x, last: Sept. 13 vs. ARI.....	Doubles	2, 2x, last: Aug. 27, 2016 at WAS
1, 3x, last: Sept. 27 vs. PHI.....	Triples	1, 7x, last: Sept. 27, 2018 vs. PHI
7, Sept. 27 vs. PHI.....	Total Bases	7, Sept. 27, 2018 vs. PHI
1, 19x, last: Oct. 1 at LAD.....	Walks	2, Aug. 14, 2016 at PHI
3, 5x, last: Sept. 4 vs. SF.....	Strikeouts	3, 9x, last: Sept. 4, 2018 vs. SF
1, 5x, last: Aug. 19 at ATL.....	Stolen Bases	2, 2x, last: Aug.31, 2016 vs. LAD

(DAHL, continued)**DAHL'S CAREER RECORD**

Year	Team	AVG	G	AB	R	H	2B	3B	HR	RBI	SAC	SF	HBP	BB	IBB	SO	SB	CS	GIDP	OBP	SLG
2012	Grand Junction	.379	67	280	62	106	22	10	9	57	1	2	2	21	3	42	12	7	4	.423	.625
2013	Asheville	.275	10	40	9	11	4	1	0	7	0	0	0	2	0	8	2	0	0	.310	.425
2014	Asheville	.309	90	392	69	121	33	6	10	41	4	2	1	23	0	65	18	5	4	.347	.500
	Modesto	.267	29	120	14	32	8	2	4	14	0	0	0	5	0	27	3	0	0	.296	.467
2015	Boise	.125	6	24	1	3	1	0	0	1	0	0	0	0	0	9	0	0	0	.125	.167
	New Britain	.278	73	288	46	80	16	3	6	24	3	0	0	11	0	72	22	7	1	.304	.417
2016	Hartford	.278	76	288	53	80	21	2	13	45	2	1	2	39	1	85	16	5	1	.367	.500
	Albuquerque	.484	16	62	17	30	6	2	5	16	0	0	0	6	1	11	1	2	1	.529	.887
	COLORADO	.315	63	222	42	70	12	4	7	24	0	0	0	15	0	59	5	0	3	.359	.500
2017	Lancaster #	.429	2	7	2	3	0	0	1	2	0	0	0	1	0	1	0	0	0	.500	.857
	Albuquerque	.243	17	70	12	17	2	2	2	14	1	0	0	3	0	17	1	1	1	.274	.414
2018	Albuquerque	.286	19	77	7	22	7	0	2	9	0	0	0	1	0	19	1	0	1	.295	.455
	COLORADO	.273	77	249	31	68	11	3	16	48	0	2	1	19	4	68	5	3	4	.325	.534
	Minor League Totals	.306	405	1648	292	505	120	28	52	230	11	5	5	112	5	356	76	27	13	.351	.508
	Major League Totals	.293	140	471	73	138	23	7	23	72	0	2	1	34	4	127	10	3	7	.341	.518

Minor League rehab

DAHL'S CAREER POSTSEASON RECORD

Year	Series	Team	Opp.	AVG	G	AB	R	H	2B	3B	HR	RBI	SAC	SF	HBP	BB	IBB	SO	SB	CS	GIDP	OBP	SLG
2018	NLWC	COL	CHC	.000	1	6	0	0	0	0	0	0	0	0	0	0	0	1	0	0	0	.000	.000
	NLDS	COL	MIL	.000	2	5	0	0	0	0	0	0	0	0	0	0	0	2	0	0	0	.000	.000
	Postseason Totals			.000	3	11	0	0	0	0	0	0	0	0	0	0	0	3	0	0	0	.000	.000

DAHL'S CAREER FIELDING

POS.	G	GS	INN	TC	PO	A	E	DP	PCT
LF	88	77	691.1	132	125	5	2	1	.985
RF	34	24	219.2	41	41	0	0	0	1.000
CF	14	10	95.0	23	22	1	0	0	1.000

DAHL'S CAREER TRANSACTIONS

- 2012: Selected by Colorado in the first round (10th overall) of the First-Year Player Draft (signed by Damon lannelli).
- 2017: Placed on the 10-day disabled list (stress reaction in ribcage), April 2; transferred to 60-day disabled list (stress reaction in ribcage), June 27; sent to Minors for rehabilitation (Lancaster), July 12; reinstated from 60-day disabled list and optioned to Minors (Albuquerque), July 19.
- 2018: Placed on the 10-day disabled list (broken right foot), June 1; sent to Minors for rehabilitation (Albuquerque), July 19; reinstated from 10-day disabled list and optioned to Minors (Albuquerque), July 27.

GRAND SLAMS (1)

Date	Opp.	Inning	Pitcher
9/10/18	ARI	7	M. Andriese

LEADOFF HOME RUNS (1)

Date	Opp.	Pitcher
8/19/16	CHC	K.Hendricks

PINCH-HIT HOME RUNS (1)

Date	Opp.	Inning	Pitcher
5/29/18	SF	7	C. Gearrin

71

Ht: 6-5 Wt: 227 B/T: R/R
Opening Day Age: 33
Born: Sept. 7, 1985 in Lake Wales, Fla.
Major League Service: 9.032
Contract: Through 2020
Obtained: Signed as a Major League free agent, Dec. 29, 2017



WADE DAVIS

Right-Handed Pitcher

DAVIS

CAREER HIGHLIGHTS

- Set a Rockies franchise record with 43 saves in 2018
- Since 2014, third among MLB relievers with a 2.03 ERA (306.2 IP, 69 ER) over that span ... one of 16 pitchers with 100+ saves since 2014
- Over the past three seasons, ranks fourth in the Major Leagues with 102 saves and fifth with a 91.1 save percentage (102 saves, 112 opportunities)
- Since becoming a full-time reliever in 2014, has gone 26-12 with 122 saves in 136 opportunities with a 2.03 ERA (306.2 IP, 69 ER)
- One of 16 pitchers all-time with at least 75 starts and 100 saves
- Made three consecutive All-Star teams, twice with the American League in 2015 and 2016 while a member of the Royals, and once with the National League in 2017 as a member of the Cubs
- In 2014 and 2015, became the first pitcher in Major League history to record consecutive seasons with an ERA of 1.00 or lower ... finished eighth in American League Cy Young voting in 2014 and sixth in Cy Young voting in 2015
- In 30 career postseason appearances, has gone 4-0 with eight saves in eight opportunities and a 1.80 ERA (40.0 IP, 8 ER)
- Struck out the final batter of the 2015 World Series to clinch the title for Kansas City

MAJOR LEAGUE DEBUT

9/6/09 with TB vs. DET

FIRST ML WIN

9/17/09 with TB at BAL

FIRST ML SAVE

9/5/14 with KC at NYY

2018: Led the National League with a franchise-record and career-high 43 saves, surpassing Greg Holland (41, 2017) and Jose Jimenez (41, 2002).

- Recorded his 100th career MLB save June 20, and his 800th strikeout June 19.
- Career-high 49 opportunities, in NL, second in Majors ... save percentage was sixth in the league (87.8).
- Career-high six blown saves ... career-high six losses as a reliever.
- One run on seven hits with two walks and 25 strikeouts his 18 appearances (18.0 IP) ... had a 10-inning scoreless streak Aug. 12-Sept. 4.
- Earned his third win of the season on Sept. 12 to cap a club-record perfect innings from the bullpen.
- Went 1-4 with four saves in six opportunities and a 15.26 ERA (7.2 IP, 13 ER) July 24-Aug. 9 ... was 8-for-8 in save opportunities with an 0.82 ERA (11.0 IP, 1 ER) June 20-July 21.
- Made two appearances in the postseason ... pitched 1.1 scoreless innings in the Wild Card Game at Chicago-NL ... allowed two solo home runs and walked two batters without recording an out in Game 3 of the NLDS vs. Milwaukee at Coors Field.

2017: Was named a National League All-Star in his only season with the Chicago Cubs.

- Went 4-2 with 32 saves and a 2.30 ERA (58.2 IP, 15 ER), 28 walks and 79 strikeouts.
- Went 2-0 with 16 saves and a 1.80 ERA (30.0 IP, 6 ER) in 31 games in the half of the season.
- Converted a Cubs franchise-record 32 consecutive saves from the beginning of the season through Sept. 19, the ninth-longest saves streak to begin a season in Major League history ... suffered his only blown save of the season and took the loss in the Cubs' extra-inning defeat at Milwaukee on Sept. 23.
- Struck out 12.12 batters per nine innings, the second-highest rate of his career (highest: 13.63, 2014) and the 10th-highest rate among National League relievers.
- Limited opponents to a .186 batting average, the seventh-lowest by an NL reliever ... recorded a 28.0 soft contact percentage according to Fangraphs, the third-highest rate among all NL relievers.
- Was selected to the NL All-Star team by the player vote and allowed one run in one inning pitched in the All-Star Game in Miami.

(DAVIS, continued)

- Did not allow a run over his 15 outings (14.1 IP) and did not allow an earned run over his 18 outings (17.1 IP) ... the 18 outings without an earned run was the longest stretch by a Cubs pitcher to begin a season since Les Lancaster in 1989 (20 outings).
- Pitched 1.1 innings on Sept. 15 vs. St. Louis, snapping a streak of 215 consecutive appearances of 1.0 IP or fewer ... was the streak in MLB since at least 1913.
- Made postseason appearances, recording four saves in four opportunities with a 4.26 ERA (6.1 IP, 3 ER) ... recorded two multi-inning saves, Game 5 of the Division Series at Washington and Game 4 of the League Championship Series vs. Los Angeles-NL.

2016: In his final season with the Royals, was named to his second consecutive All-Star team and recorded a career-high 27 saves in 30 chances.

- Had two stints on the 15-day disabled list, July 1-16 (right forearm strain) and July 28-Sept. 2 (right strain).
- Posted a 1.87 ERA (43.1 IP, 9 ER), the sixth-lowest among American League relievers (min. 40.0 IP).
- Did not allow a home run in 43.1 innings pitched.
- The Royals went 39-6 (.867) in his 45 appearances ... of those six losses occurred when he entered with the team already trailing.
- Pitched three-straight days, June 11-13, recording two saves ... was the seventh time he pitched three straight days, the time since June 7-9, 2015 (also did it times in 2014).
- Suffered his only loss on Sept. 2 vs. Detroit, his game back from his second DL stint ... snapped a stretch of 81-straight appearances without a loss, tied for the streak in Royals history.

2015: Was named to his first career All-Star team and helped the Royals to a World Series title.

- Served as both a setup man and the closer due to injuries to Greg Holland ... went 8-1 with a 0.94 ERA (67.1 IP, 7 ER) with 17 saves in 18 opportunities.
- Led all relievers with a 0.94 ERA (67.1 IP, 7 ER), the lowest in Royals history by a reliever and the 12th-lowest ERA by a reliever in MLB history (min. 50 IP).
- Also led all relief pitchers in opponent batting average (.144) and was second in WHIP (0.79).
- Did not allow a run over his first 22 outings, April 6-May 31, while posting a 0.46 ERA (39.0 IP, 2 ER) before the All-Star break ... the 0.46 ERA was the lowest before the break since Brendan Donnelly posted a 0.38 ERA in the first half of 2003 (min. 35 IP).
- Pitched a scoreless eighth inning with two strikeouts in the All-Star Game in Cincinnati.
- Had his club record streak of 125.2 innings without allowing a home run snapped on Aug. 1 at Toronto (Jose Bautista), his first home run allowed since Aug. 23, 2013, the date of his last start.
- Made eight postseason appearances, going 1-0 with four saves in four opportunities in 10.2 scoreless innings ... recorded two-inning saves in Game 4 of the ALDS at Houston and Game 4 of the World Series at New York-NL ... struck out the final batter of the World Series, clinching Game 5.

2014: Led all Major League relievers with a 1.00 ERA (72.0 IP, 8 ER) and was named the MLB.com Setup Man of the Year.

- Established several Royals all-time pitching marks, totaling the most strikeouts (109) and holds (33) by a reliever in Kansas City franchise history.
- His nine wins were the most among AL relievers and the most by a Royals relief pitcher since 2000.
- Held opponents to a .151 batting average, a .229 on-base percentage and a .179 slugging percentage.
- Did not allow a run in 33-straight games (31.2 IP) from June 27-Sept. 15 ... allowed 17 hits and six walks over that span while striking out 42.
- Recorded his first professional save, Sept. 5 at Yankee Stadium.

2013: Spent most of his first season with the Royals in the starting rotation before transitioning to the bullpen in late August.

- Was 6-10 with a 5.67 ERA (125.1 IP, 79 ER) in 24 starts ... allowed six earned runs or more in six starts.
- In seven relief appearances to finish the season, went 2-1 with a 0.90 ERA (10.0 IP, 1 ER).

2012: In his last season with Tampa Bay, and his first season used exclusively out of the bullpen, went 3-0 with a 2.43 ERA (70.1 IP, 19 ER) in 54 appearances.

- Tied for fourth among AL relievers with 87 strikeouts and led all relievers with 11.1 strikeouts per nine innings (min. 70 IP) ... struck out the side 10 times, second-most in the Majors behind Atlanta's Craig Kimbrel (17).
- Traded to the Royals on Dec. 9 with RHP James Shields and a player to be named later (Elliot Johnson) in exchange for RHP Jake Odorizzi, OF Wil Myers, LHP Mike Montgomery and INF Patrick Leonard.

2011: Made 29 starts for Tampa Bay, going 11-10 with a 4.45 ERA (184.0 IP, 91 ER).

- Made a pair of scoreless relief appearances in the ALDS vs. Texas, pitching out of the bullpen for the first time in his professional career.
- Pitched his second career complete game, Sept. 9 vs. Boston.
- Placed on the disabled list with a right forearm strain on July 7, 2011 and was reinstated on July 22.

(DAVIS, continued)

2010: Led American League rookies with 12 wins, finishing fourth in Rookie of the Year voting.

- Compiled a seven-game winning streak from July 8-Sept. 11.

2009: Made his Major League debut as a September call-up, going 2-2 with a 3.72 ERA (36.1 IP, 15 ER).

- Made his debut on Sept. 6 vs. Detroit, one day before his 24th birthday ... pitched seven innings and allowed one run on three hits with one walk and nine strikeouts in a no-decision.
- On Sept. 17 at Baltimore, his third start, pitched a complete-game, four-hit shutout for his first Major League win ... was the first pitcher to throw a nine-inning complete-game shutout in his third Major League game or sooner since Boston's Clay Buchholz's no-hitter on Sept. 1, 2007 vs. Baltimore in his second game ... was the first pitcher to throw a complete-game shutout with 10-plus strikeouts in his first win since California's Tim Lincecum on July 25, 1992 vs. Detroit.

2008: Split the season between Double-A Montgomery and Triple-A Durham, combining to go 13-8 with a 3.47 ERA (160.2 IP, 62 ER).

- Named a Southern League Mid-Season All-Star and started the Southern League All-Star Game.
- Named the Rays' #3 prospect after the season by *Baseball America*.

2007: Selected as the Rays Minor League Pitcher of the Year after going a combined 10-3 with a 2.50 ERA (158.1 IP, 44 ER) in 27 starts between High-A Vero Beach and Double-A Montgomery.

- His 169 strikeouts were second-most in the organization and the seventh-most in the Minor Leagues.
- Pitched his second career no-hitter, May 4 at Jupiter, striking out six in the seven inning victory.
- Named the Rays' #4 prospect and the #17 prospect in baseball by *Baseball America* following the season.

2006: Finished second in the Midwest League and the Rays organization with 165 strikeouts while pitching for Low-A Southwest Michigan.

- Pitched a 7.0 inning no-hitter on Aug. 31 against Beloit.

2005: Spent the season with Short-Season Hudson Valley, going 7-4 with a 2.72 ERA (86.0 IP, 26 ER).

- Named Hudson Valley's Pitcher of the Year after leading the staff in ERA, second-lowest among Rays Minor Leaguers ... led the league with 97 strikeouts and finished seventh in ERA.

2004: In his first professional season, led the Princeton Rays with 13 starts and 57.2 innings pitched.

PERSONAL: Wade Allen Davis ... resides in Hudson Valley, N.Y., during the offseason with his wife Katelyn, daughter Sully and son Ty.

- He and his wife Katelyn are very involved with Warriors' Ascent, a program which helps Veterans and First Responders overcome the feelings of isolation, anger and hopelessness through evidence-based healing practices.
- His second cousin is two-time All-Star Jody Davis (1981-88 Cubs; 1988-90 Braves)
- The family has two German shepherds, Charlie and Ruth, that travel with them to every city they go to.

HIGH SCHOOL/COLLEGE: Attended Lake Wales High School in Lake Wales, Fla., and was committed to the University of Florida before signing with the Rays in 2004.

2018

HIGHS AND LOWS

CAREER

I.1, July 24 vs. HOU	Most IP	9.0, 3x, last: Sept. 9, 2011 vs. BOS
None.....	Low-hit CG	4, Sept. 17, 2009 at BAL
5, July 24 vs. HOU	Runs	8, 4x, last: July 10, 2013 at NYY
5, July 24 vs. HOU	ER	8, 4x, last: July 10, 2013 at NYY
4, July 24 vs. HOU	Hits	12, 2x, last: April 29, 2013 vs. CLE
2, Aug. 9 vs. LAD	HRs	3, July 3, 2010 at MIN
4, June 17 at TEX.....	Walks	5, 4x, last: June 29, 2013 at MIN
3, 4x, last: Sept. 3 vs. SF.....	Strikeouts	10, Sept. 17, 2009 at BAL
None.....	10+ Strikeout Games	1, Sept. 17, 2009 at BAL
2, Aug. 12-Sept. 12.....	Win Streak	7, 2x, last: June 7, 2015-April 10, 2016
3, 2x, last: Aug. 2-9.....	Losing Streak	5, June 4-27, 2010

(DAVIS, continued)

DAVIS' CAREER RECORD

Table with 20 columns: Year, Team, W, L, ERA, G, GS, CG, SHO, GF, SV, IP, H, R, ER, HR, HB, BB, IBB, SO, WP, BK. Includes rows for years 2004-2018 and Major League Totals.

DAVIS

Table with 20 columns: Year, Team, AVG, G, AB, R, H, 2B, 3B, HR, RBI, SAC, SF, HBP, BB, IBB, SO, SB, CS, GDP, OBP, SLG. Includes rows for years 2010-2013 and Major League Totals.

DAVIS' CAREER POSTSEASON RECORD

Table with 20 columns: Year, Series, Team, Opp, W, L, ERA, G, GS, CG, SHO, GF, SV, IP, H, R, ER, HR, HB, BB, IBB, SO, WP, BK. Includes rows for years 2010-2018 and Postseason Totals.

DAVIS' CAREER ALL-STAR GAME RECORD

Table with 20 columns: Year, Team, W, L, ERA, G, GS, CG, SHO, GF, SV, IP, H, R, ER, HR, HB, BB, IBB, SO, WP, BK. Includes rows for years 2015-2017 and ASG Totals.

DAVIS' CAREER FIELDING

Table with 10 columns: Pos., G, GS, INN, TC, PO, A, E, DP, PCT. Row for Position P.

(DAVIS, continued)

DAVIS' CAREER TRANSACTIONS

- 2004: Selected by Tampa Bay in the third round of the First-Year Player Draft.
- 2010: Placed on 15-day disabled list (strained right shoulder), Aug. 10; reinstated from the disabled list, Aug. 24.
- 2011: Placed on the 15-day disabled list (strained right forearm), July 7; reinstated from the disabled list, July 22.
- 2012: Acquired by Kansas City from Tampa Bay along with RHP James Shields and a player to be named (Elliot Johnson) in exchange for RHP Jake Odorizzi, OF Wil Myers, LHP Mike Montgomery and INF Patrick Leonard.
- 2013: Placed on the paternity list, July 11; reinstated July 14 ... placed on the bereavement list, Aug. 4; reinstated from the disabled list, Aug. 11.
- 2016: Placed on the 15-day disabled list (right forearm strain), July 5; reinstated from the disabled list, July 16 ... placed on the 15-day disabled list (right flexor strain), July 31; sent to Minors for rehabilitation (AZL Royals, Omaha), Aug. 24; reinstated from the disabled list, Sept. 2 ... acquired by Chicago-NL from Kansas City in exchange for OF Jorge Soler, Dec. 7.
- 2017: Placed on the paternity list, June 5; reinstated June 6 ... signed by Colorado to a three-year contract as a Major League free agent, Dec. 29.

CAREER AWARDS

All-Star	2015 (AL) 2016 (AL) 2017 (NL)
MLB Esurance "Top Performer, Postseason"	2015
MLB.com Setup Man of the Year (GIBBY)	2014
American League Rookie of the Month	July 2010

**ERA, RELIEVERS,
2014-18 (MIN. 153.1 IP)**

Player	ERA
1. Zach Britton	1.82
2. Andrew Miller	2.01
3. Wade Davis	2.03
4. Aroldis Chapman	2.12
5. Delin Betances	2.22

31

Ht: 6-2 **Wt:** 210 **B/T:** R/R
Opening Day Age: 25
Born: Feb. 28, 1994 in Maracay, Venezuela
Major League Service: 0.028
Contract: Through 2019
Obtained: Signed as a non-drafted international free agent, Oct. 20, 2010
Pronunciation: YONE-a-thon DAH-zah



YONATHAN DAZA

Outfielder

CAREER HIGHLIGHTS

- Second Major League Spring Training in 2019 ... added to the 40-man roster, Nov. 20, 2017
- Named a Mid-Season All-Star with Double-A Hartford in 2018
- Two-time MiLB.com Organization All-Star (2014, 2017) ... Cal League Post-Season All-Star in 2017
- Named a Mid-Season and Post-Season All-Star with Low-A Asheville in 2016

2018: Played in 54 games with Double-A Hartford, where he was named an Eastern League Mid-Season All-Star.

- Ranked second on the team with a .306 batting average (67-for-219).
- In 45 games before the All-Star break, batted .306 (57-for-186) with 16 doubles, one triple, four home runs and 25 RBI.
- Multiple stints on the disabled list throughout the season ... on 7-day DL with a left hamstring injury from May 27-June 5 and June 6 to July 13 ... suffered a left shoulder injury in July and was on the disabled list from July 27 through the end of the year ... transferred to the 60-day disabled list on Sept. 4.

2017: Spent the season with High-A Lancaster, where he led the California League in batting average (.341) and hits (177).

- Reached career highs in games (125), at-bats (519), runs (93), hits (177), triples (11), RBI (87), walks and stolen bases (31).
- Named a MiLB.com Organization All-Star and California League Post-Season All-Star.
- Recorded a career-high six hits on June 23 vs. Rancho Cucamonga, the first Lancaster player with six hits in a game since Willie Bloomquist on April 1, 2000.
- Appeared in 19 games with the Salt River Rafterers in the Arizona Fall League and batted .318 (21-for-66) with two doubles, one triple and six RBI ... stole 11 bases, second-most in the league.

2016: Played in 116 games with Low-A Asheville and was named a South Atlantic League Mid-Season and Post-Season All-Star.

- Was third in the South Atlantic League in batting average (, second in hits and fourth in doubles.
- Played in six games with High-A Modesto after being promoted on Aug. 26 and batted .242 (8-for-33).

2015: Began the season with Short-Season Boise before being promoted to Low-A Asheville.

- Named Offensive Player of the Week for Boise in the Northwest League for the week ending July 5, after stringing together six consecutive multi-hit games June 28-July 3.
- In 86 games across both levels, batted .325 (106-for-326) with 20 doubles, six triples, three home runs and 53 RBI.

2014: Named an MiLB.com Organization All-Star after batting .370 with Rookie Level Grand Junction.

- Led Grand Junction in hits (71), batting average (.370) and stolen bases (19).
- His .370 (71-for-192) batting average was also second-best in the Pioneer League.

2013: Appeared in 53 games in his third season with the DSL Rockies.

- Batted .291 (55-for-189), fourth-highest batting average on the team.

2012: Played in a career-high 53 games with the DSL Rockies, the second-most on the team.

- Played 51 of his 53 games in the outfield, 43 in left field.

2011: The primary left fielder in his first professional season with the DSL Rockies.

- Batted .231 (31-for-134) with 19 runs, six doubles, three triples and 14 RBI in 49 games.

DAZA

(DAZA, continued)

PERSONAL: Yonathan Daza, son of Jose Francisco and Maritza Daza ... resides in his hometown of Caña de Azucar in Maracay, Venezuela during the offseason.

- Has two sisters, Jany Daza and Yenny Daza, and one brother, Jose Daza.
- Started playing baseball at eight years old.
- Enjoys playing video games on his Playstation and going to the beach with his family.
- Favorite movie is *Justice League*.

HIGH SCHOOL/COLLEGE:

Graduated from Pedro Jose Muguerza High School.



@DAZA282018



@YONATHANDAZA94

DAZA'S CAREER RECORD

Year	Team	AVG	G	AB	R	H	2B	3B	HR	RBI	SAC	SF	HBP	BB	IBB	SO	SB	CS	GIDP	OBP	SLG
2011	DSL Rockies	.231	49	134	19	31	6	1	0	14	4	0	6	12	0	16	8	5	4	.322	.291
2012	DSL Rockies	.213	53	150	22	32	3	1	1	10	6	0	7	5	0	22	3	2	1	.272	.267
2013	DSL Rockies	.291	53	189	26	55	11	1	1	28	7	1	7	9	0	19	6	3	1	.345	.376
2014	Grand Junction	.370	47	192	38	71	11	0	4	35	1	0	4	11	0	25	19	7	4	.415	.490
2015	Boise	.418	16	67	18	28	7	2	2	14	0	0	1	4	0	11	4	3	1	.458	.672
	Asheville	.301	70	259	27	78	13	4	1	39	7	1	6	6	0	36	6	11	6	.331	.394
2016	Asheville	.307	119	475	63	146	35	2	3	58	14	2	2	23	1	78	2	7	9	.341	.408
	Modesto	.242	8	33	1	8	2	0	0	3	0	0	2	1	0	7	1	1	0	.306	.303
2017	Lancaster	.341	125	519	93	177	34	11	3	87	5	10	5	30	1	88	31	8	8	.376	.466
2018	Hartford	.306	54	219	27	67	18	2	4	29	1	0	1	7	0	24	4	5	6	.330	.461
Minor League Totals		.310	594	2237	334	693	140	24	19	317	45	14	41	108	2	326	84	52	40	.351	.419

DAZA

DAZA'S CAREER TRANSACTIONS

- 2010: Signed by Colorado as a non-drafted, international free agent, Oct. 20 (signed by Rolando Fernandez and Orlando Medina).
- 2018: Placed on the 60-day disabled list (left shoulder strain), Sept. 4; removed from the 60-day disabled list, Nov. 2.

20

Ht: 6-3 Wt: 220 B/T: R/R
Opening Day Age: 33
Born: Sept. 20, 1985 in Sarasota, Fla.
Major League Service: 9.027
Contract: Through 2021
Obtained: Signed as a Major League free agent, Dec. 13, 2016



IAN DESMOND

Infielder/Outfielder

DESMOND

CAREER HIGHLIGHTS

- Led the Rockies with 160 games played in 2018 and was the club's Roberto Clemente Award nominee for the second consecutive season
- Eighth Rockies player (11th time) to record 20 home runs, 20 stolen bases and 80 RBI in a season
- Was an All-Star for the second time in his career in 2016 with Texas (also: 2012 with Washington)
- Converted to a full-time outfielder in 2016 with Texas after making 889 starts at shortstop and five at second base with the Nationals
- Won three consecutive Silver Slugger awards from 2012-14, and has won the MLB Player's Alumni Association Heart and Hustle Award five times in his career (2011, 2013-15 with Washington; 2016 with Texas)
- A member of the final draft class of the Montreal Expos, having been selected in the third round of the 2004 First-Year Player Draft

MAJOR LEAGUE DEBUT

9/10/09 with WAS vs. PHI

FIRST ML HIT

9/10/09 vs. PHI (double, Joe Blanton)

FIRST ML HOME RUN

9/10/09 vs. PHI (Joe Blanton)

2018: Led the Rockies with 160 games in his second season in Colorado, recording a team-high 49 RBI on the road, tied for eighth in the NL.

- Second on the club with 20 stolen bases and fourth with 22 home runs, his career 20/20 season ... ranked third on the club with 88 RBI.
- Career-high eight triples were tied for fourth in the NL.
- Reached base in a career-high-tying 19 consecutive games July 10-Aug. 4 (also: May 27-June 17, 2013).
- Became the player in Rockies history to record three walks in consecutive games June 20-21 (last: Jonathan Herrera, April 9-10, 2011).
- His 13-game hitting streak July 10-28 was the second longest of his career, his longest since a 13-game string in 2015.
- Hit his second career walk-off home run on Aug. 23 vs. San Diego (also: May 2, 2012 vs. Arizona), his seventh career walk-off RBI.
- Started at base in all four postseason games ... went 2-for-17 with two stolen bases.

2017: Signed a five-year contract with Colorado on Dec. 13, 2016, appearing in 95 games, his fewest since his rookie season in 2009 after landing on the disabled list three separate times.

- Fractured his left hand in a Spring Training game and was reinstated on April 30 at Arizona, his stint on the disabled list since 2012 ... went 1-for-5 in his Rockies debut that night.
- Had two separate stints on the disabled list with a right calf strain: July 3-16 and July 28-Aug. 28.
- Led the Rockies with 15 stolen bases ... was caught stealing four times for a 78.9 stolen base percentage.
- Made his first career start at first base on May 2 at San Diego, and made his one start at shortstop on Sept. 4 vs. San Francisco, his first start at shortstop since Oct. 4, 2015.
- Four of his seven home runs came at Petco Park, including his third career multi-home run game on May 3 and his third career grand slam on June 3.

2016: Signed a one-year contract with the Texas Rangers and converted to outfield after spending parts of seven Major League seasons as a shortstop, and was selected as an All-Star for the second time in his career.

- Set career highs in at-bats (625), runs (107), hits (178) and total bases (279).
- Became the fifth player in Rangers history to record at least 100 runs, 20 home runs, 80 RBI and 20 stolen bases in a single season, joining Rafael Palmeiro (1993), Ivan Rodriguez (1999), Alfonso Soriano (2005) and Ian Kinsler (2009).

(DESMOND, continued)

- Batted .322 (113-for-351) with 65 runs, 22 doubles, two triples, 15 home runs, 55 RBI, 28 walks, 94 strikeouts and 15 stolen bases in 89 first-half games en route to his second career All-Star selection ... reached on a fielder's choice in his one plate appearance at the All-Star Game in San Diego.
- Stole home plate for the second time in his career, Sept. 3 vs. Houston.

2015: Batted .233 (136-for-583) with 19 home runs and 62 RBI with Washington.

- At the time of his departure from the Nationals organization, was the one remaining player in the system drafted as a Montreal Expo.
- Became just the second player since the franchise moved to Washington, D.C., to reach the 100-home run plateau, July 23 at Pittsburgh (also: Ryan Zimmerman).
- On Aug. 10 at Los Angeles-NL, recorded his second career multi-home run game.

2014: Won his third consecutive Silver Slugger after batting .255 (151-for-593) with 24 home runs and 91 RBI.

- Recorded his third consecutive season of 20 or more home runs and 20 or more stolen bases ... was the third shortstop in Major League history to record three or more such seasons (Hanley Ramirez, Jimmy Rollins).
- Set career highs in RBI (91) and walks (46).
- Recorded 15 game-winning RBI, which was the most for Major League shortstops in 2014.

2013: Recorded a career-high 38 doubles and batted .280 (168-for-600) en route to his second consecutive Silver Slugger award.

- Made a career-high 158 starts, all at shortstop.
- His 28 RBI in June were a Nationals record for a single month.
- Recorded 24 home runs and 24 stolen bases, making him the only infielder in MLB with at least 20 home runs and 20 stolen bases.

2012: Was selected as an All-Star for the first time in his career, having batted .285 (98-for-334) with 24 doubles, two triples, 17 home runs, 51 RBI, 16 walks and 11 stolen bases prior to the All-Star break.

- Set career highs in batting average (.292, 150-for-513), home runs (25) and on-base percentage (.335).
- Won his first career Silver Slugger award.
- Did not play in the All-Star game due to a torn left oblique, which put him on 15-day disabled list July 23-Aug. 17.

2011: Played 154 games for the second consecutive season, his second full season in the Major Leagues.

- Batted .223 (71-for-318) in the first half of the season, and then improved to a .289 (77-for-266) batting average for the second half of the season.
- Recorded a career-high 25 stolen bases, which was the most on the Nationals for the season.

2010: Made his first Opening Day roster and spent the entire season with the Major League club.

- Was one of two rookies on the Nationals' Opening Day roster.
- Recorded 10 home runs, becoming the first Nationals shortstop with double-digit home runs ... the only other shortstop in franchise history to record 10 or more home runs was Orlando Cabrera with the Expos in 2003.
- His 42 multi-hit games were the most among all NL rookies.

2009: Made his Major League debut Sept. 10 vs. Philadelphia and went 2-for-4 with one run, one double, one home run and four RBI.

- Became the first shortstop since Ted Kazanski on June 25, 1953 at Chicago-NL, to record four RBI in a Major League debut.
- Became the second Major League player since 1920 to record at least six hits and four RBI across his first two Major League games ... across his first four games, went 10-for-17 with four doubles, one home run and four RBI ... became the first player to collect 10 or more hits in his first four career games since Jim Davenport went 10-for-18 in his first four games for the Giants in 1958.

2008: Played 96 games between Double-A Harrisburg and the Gulf Coast League Nationals, combining to bat .256 (86-for-336) with a Minor League career-high 12 home runs.

- Played for the Peoria Saguaros of the Arizona Fall League following the season and batted .267 (27-for-101) with six doubles, four triples, four home runs and 17 RBI in 28 games.

2007: Spent the entire season with High-A Potomac, leading the team with 69 runs and 27 stolen bases.

- Was named the 10th-best prospect in the Nationals system prior to the season by *Baseball America*.

2006: Made his Double-A debut and played in 129 games between Double-A Harrisburg and Single-A Potomac.

(DESMOND, continued)

- Played 26 games with the Waikiki BeachBoys of the Hawaiian Winter League.

2005: Attended Major League Spring Training and batted .306 (11-for-36) with one double, one triple and four RBI in 20 Grapefruit League games for the Nationals.

- Split the season between Low-A Savannah and High-A Potomac and hit .250 (129-for-515) with 23 doubles, five triples, seven home runs, 38 RBI and 33 stolen bases.

2004: Was selected by the Montreal Expos in the third round of the First-Year Player Draft, the final draft class of the Expos prior to the team moving to Washington, D.C.

- Made his professional debut for the Gulf Coast League Expos June 21, and finished the season with a Aug. 31 promotion to Short-Season Vermont.

DESMOND

PERSONAL: Ian M. Desmond ... married to Chelsey ... together they have three sons, Grayson, Cruz and Ashton and welcomed a baby girl, Dakota, in October, 2018 ... they reside in Sarasota, Fla., in the offseason.

- Has a younger brother, Chris and two sisters, Nikki and Paige.
- Since 2012, has joined forces with the Children's Tumor Foundation to help raise awareness for Neurofibromatosis.

HIGH SCHOOL/COLLEGE: Graduated from Sarasota High School in 2004.

- Committed to play collegiately at University of South Florida prior to signing with the Montreal Expos in 2004.

2018

HIGHS AND LOWS

CAREER

3, 3x, last: Aug. 17 at ATL.....	Hits	5, 2x, last: July 21, 2014 at COL
2, 2x, last: June 15 at TEX.....	Home Runs	2, 5x, last: June 15, 2018 at TEX
5, 2x, last: Aug. 17 at ATL.....	RBI	5, 3x, last: Aug. 17, 2018 at ATL
13, July 10-28.....	Hit Streak	15, May 27-June 13, 2013
2, 12x, last: Sept. 25 vs. PHI.....	Runs	3, 8x, last: April 26, 2016 vs. NYY
1, 21x, last: Sept. 25 vs. PHI.....	Doubles	3, June 26, 2012 at COL
1, 8x, last: Aug. 22 vs. SD.....	Triples	1, 33x, last: Aug. 22, 2018 vs. SD
9, June 15 vs. TEX.....	Total Bases	9, 3x, last: June 15, 2018 vs. TEX
3, 3x, July 30 at STL.....	Walks	3, 6x, last: July 30, 2018 at STL
4, May 9 vs. LAA.....	Strikeouts	4, 13x, last: May 9, 2018 vs. LAA
2, Sept. 2 at SD.....	Stolen Bases	2, 11x, last: Sept. 2, 2018 at SD

DESMOND'S CAREER RECORD

Year	Team	AVG	G	AB	R	H	2B	3B	HR	RBI	SAC	SF	HBP	BB	IBB	SO	SB	CS	GIDP	OBP	SLG
2004	GCL Expos	.227	55	216	28	49	11	0	1	27	2	2	4	10	0	40	13	3	6	.272	.292
	Vermont	.250	4	12	2	3	0	0	1	1	0	0	1	0	0	2	0	1	2	.308	.500
2005	Savannah	.247	73	296	37	73	10	2	4	23	4	1	6	13	0	60	20	6	5	.291	.334
	Potomac	.256	55	219	37	56	13	3	3	15	5	1	2	21	0	53	13	6	6	.325	.384
2006	Potomac	.244	92	365	50	89	20	2	9	45	2	3	9	29	0	79	14	8	7	.313	.384
	Harrisburg	.282	37	121	8	22	4	1	0	3	6	0	0	5	0	35	4	1	1	.214	.231
2007	Potomac	.264	129	458	69	121	30	4	13	45	6	4	11	57	0	99	27	11	8	.357	.432
2008	GCL Nationals	.385	3	13	1	5	1	0	0	2	0	0	0	0	0	2	3	0	0	.385	.462
	Harrisburg	.251	93	323	42	81	14	0	12	44	6	2	2	31	4	78	12	8	7	.318	.406
2009	Harrisburg	.306	42	170	29	52	12	1	6	18	1	0	2	16	2	40	13	4	2	.372	.494
	Syracuse	.354	55	178	25	63	12	2	1	14	4	0	3	20	1	31	8	1	5	.428	.461
	WASHINGTON	.280	21	82	9	23	7	2	4	12	1	1	0	5	0	14	1	0	2	.318	.561
2010	WASHINGTON	.269	154	525	59	141	27	4	10	65	9	7	5	28	3	109	17	5	9	.308	.392
2011	WASHINGTON	.253	154	584	65	148	27	5	8	49	11	5	4	35	2	139	25	10	9	.298	.358
2012	WASHINGTON	.292	130	513	72	150	33	2	25	73	0	1	3	30	1	113	21	6	17	.335	.511
2013	WASHINGTON	.280	158	600	77	168	38	3	20	80	2	5	5	43	3	145	21	6	16	.331	.453
2014	WASHINGTON	.255	154	593	73	151	26	3	24	91	0	3	6	46	0	183	24	5	17	.313	.430
2015	WASHINGTON	.233	156	583	69	136	27	2	19	62	6	4	3	45	0	187	13	5	9	.290	.384
2016	TEXAS	.285	156	625	107	178	29	3	22	86	0	3	5	44	2	160	21	6	11	.335	.446
2017	COLORADO	.274	95	339	47	93	11	1	7	40	2	4	4	24	1	87	15	4	13	.326	.375
	Albuquerque #	.333	3	9	1	3	1	0	1	1	0	0	1	0	1	0	0	0	0	.400	.778
2018	COLORADO	.236	160	555	82	131	21	8	22	88	1	4	6	53	0	146	20	6	17	.307	.422
	Minor League Totals	.259	641	2380	329	617	128	15	51	238	36	13	40	203	7	520	127	49	49	.326	.390
	Major League Totals	.264	1338	4999	660	1319	246	33	161	646	32	37	41	353	12	1283	178	53	120	.315	.423

Minor League rehab

(DESMOND, continued)

DESMOND'S CAREER POSTSEASON RECORD

Year	Series	Team	Opp.	AVG	G	AB	R	H	2B	3B	HR	RBI	SAC	SF	HBP	BB	IBB	SO	SB	CS	GDP	OBP	SLG
2012	NLDS	WAS	STL	.368	5	19	2	7	1	0	0	0	0	0	0	0	0	3	0	0	0	.368	.421
2014	NLDS	WAS	SF	.167	4	18	2	3	0	0	0	0	0	0	0	1	0	6	1	0	0	.211	.167
2016	ALDS	TEX	TOR	.214	3	14	0	3	1	0	0	2	0	0	0	0	0	3	0	0	0	.214	.286
2017	NLWC	COL	ARI	.500	1	2	1	1	0	0	0	0	0	0	0	0	0	1	0	0	0	.500	.500
2018	NLWC	COL	CHC	.200	1	5	0	1	0	0	0	0	0	0	0	0	0	2	0	0	0	.200	.200
	NLDS	COL	MIL	.083	3	12	0	0	0	0	0	0	0	0	0	0	0	3	1	0	0	.083	.083
Postseason Totals				.229	17	70	5	16	2	0	0	2	0	0	0	1	0	18	2	0	0	.239	.257

DESMOND'S CAREER ALL-STAR RECORD

Year	Team	AVG	GS	AB	R	H	2B	3B	HR	RBI	SAC	SF	HBP	BB	IBB	SO	SB	CS	GDP	OBP	SLG	
2012	NL	DID NOT PLAY																				
2016	AL	.000	0	1	0	0	0	0	0	0	0	0	0	0	0	0	0	0	0	0	.000	.000
ASG Totals		.000	0	1	0	0	0	0	0	0	0	0	0	0	0	0	0	0	0	0	.000	.000

DESMOND'S CAREER FIELDING

POS.	G	GS	INN	TC	PO	A	E	DP	PCT
SS	917	891	7952.1	3917	1319	2451	147	523	.962
1B	165	153	1348.2	1407	1311	89	7	125	.995
CF	133	131	1136.0	320	305	6	9	2	.972
LF	113	104	928.2	171	160	5	6	0	.965
2B	5	5	39.2	26	12	12	2	2	.923
RF	2	1	7.1	3	3	0	0	0	1.000

DESMOND'S CAREER TRANSACTIONS

- 2004: Selected by Montreal in the third round of the First-Year Player Draft.
- 2012: Placed on the 15-day disabled list (torn left oblique), July 23; reinstated from the 15-day disabled list, Aug. 17.
- 2016: Signed by Texas to a two-year contract as a Major League free agent, Feb. 29 ... signed by Colorado to a five-year contract as a Major League free agent, Dec. 13.
- 2017: Placed on the 10-day disabled list (fractured left hand), April 2; reinstated from the 10-day disabled list, April 30 ... placed on the 10-day disabled list (right calf strain), July 3; reinstated from the 10-day disabled list, July 16 ... placed on the 10-day disabled list (right calf strain), July 28; sent to Minors for rehabilitation (Albuquerque), Aug. 24; reinstated from the 10-day disabled list, Aug. 28.

CAREER AWARDS

All-Star	2012 (NL) 2016 (AL)
Silver Slugger	2012 (NL) 2013 (NL) 2014 (NL) 2016 (AL)
MLBPAA Heart and Hustle Award	2011 2013 2014 2015 2016

LEADOFF HOME RUNS (3)

Date	Opp.	Pitcher
9/3/11	NYM	Dillon Gee
9/5/11	LAD	Hiroki Kuroda
4/10/12	at NYM	Dillon Gee

MULTI-HOME RUN GAMES (5)

No.	Date	Opp.	Pitcher(s)
2	8/11/10	FLA	C. Volstad / J. Veras
2	8/10/15	at LAD	B. Anderson / J. Howell
2	5/3/17	at SD	Jered Weaver
2	5/6/18	at NYM	N. Syndergaard / H. Robles
2	6/15/18	at TEX	Y. Méndez / M. Moore

WALK-OFF RBI (7)

Date	Opp.	Pitcher	Play
8/26/10	STL	Blake Hawksworth	RBI single
7/31/11	NYM	Bobby Parnell	RBI single
4/21/12	MIA	Edward Mujica	Sacrifice fly
5/2/12	ARI	J.J. Putz	Two-run home run
6/24/15	ATL	David Aardsma	Sacrifice fly
9/19/16	LAA	José Álvarez	RBI single
8/23/18	SD	Kirby Yates	Two-run home run

GRAND SLAMS (3)

Date	Opp.	Pitcher
6/19/13	at PHI	Michael Stutes
4/10/14	MIA	Arquimedes Caminero
6/3/17	at SD	José Torres

38

Ht: 6-0 Wt: 212 B/T: L/L
Opening Day Age: 33
Born: May 23, 1985 in Farmington, N.M.
Major League Service: 8.079
Contract: Through 2019
Obtained: Signed as a Major League free agent, Dec. 19, 2016



MIKE DUNN

Left-Handed Pitcher

CAREER HIGHLIGHTS

- His 527 career appearances are the eighth-most among active left-handed pitchers ... made at least 50 relief appearances in seven consecutive seasons from 2011-17
- Nine-year Major League veteran has a career 3.87 ERA, playing for four teams: New York Yankees (2009), Atlanta Braves (2010), Miami Marlins (2011-16) and Colorado Rockies (2017-18)
- Is the Marlins all-time leader in relief appearances (405), wins by a reliever (26) and holds (104)
- Posted a career-best 10-win campaign in 2014, tying Tony Watson for most wins in Majors by a reliever

MAJOR LEAGUE DEBUT

9/4/09 with NYY at TOR

FIRST ML WIN

8/4/10 with ATL vs. NYM

FIRST ML SAVE

7/16/12 with MIA vs. WAS

DUNN

2018: Had two separate stints on the 10-day disabled list before being transferred to the 60-day disabled list on July 27, ending his season, and underwent successful surgery on his left shoulder on Sept. 19.

- His 25 total appearances were his fewest since his 2010, his second Major League season ... 17 innings pitched were the second-fewest of his career (four innings in 2009).
- Made 23 relief appearances prior to being placed on the 10-day DL with a left rhomboid strain on June 8.
- Was reinstated on June 27 and made two relief appearances before being placed back on the DL with acromioclavicular joint ... was transferred to the 60-day DL on July 27 and underwent left shoulder surgery on Sept. 19.

2017: Made a club-high 68 relief appearances in his season with the Rockies, going 5-1 with a 4.47 ERA (50.1 IP, 25 ER).

- His 68 appearances were tied for 18th in the National League ... tied for 16th in NL with 19 holds.
- Scored upon once in his 10 appearances of the season prior to being placed on the 10-day disabled list on April 26 with back spasms.
- Allowed 24 runs over 42.2 innings (5.06 ERA) in 58 games after his return from the disabled list on May 3.
- Did not allow a run in 29 of his last 34 relief appearances, going 3-0 with a 3.00 ERA (24.0 IP, 8 ER) from July 1 through the end of the season ... ended the season with a 4.1-inning scoreless streak across nine games.
- Made his 500th career appearance on Sept. 25 vs. Miami.

2016: Appeared in 51 games with Miami, his fewest appearances since 2010 with Atlanta (25).

- Among National League relievers, tied for fourth with six wins, second most of his career (10, 2014).
- Began season on 15-day disabled list with left forearm strain, his career stint on DL ... recalled from rehab and reinstated from 15-day DL on May 31.
- Posted a 0-1 mark with 5.40 ERA (8.1 IP, ER) in 12 games back from DL, before the year with 6-0 mark and 2.91 ERA (34.0 IP, 11 ER) over his 39 appearances.

2015: Made 72 appearances for Miami, going 2-5 with 4.50 ERA (54.0 IP, 27 ER).

- His 72 appearances tied for 13th among NL relievers and tied for third-most of career (also: 2011).
- First Major League hit July 11 vs. Cincinnati in fifth career plate appearance ... singled to center off Pedro Villareal.
- Stranded 18 of 19 inherited runners prior to All-Star break and finished with just eight of 49 scoring (16.3%), ranked sixth among NL relievers.

2014: Posted career-best 10-win campaign, tying Tony Watson for most wins by a reliever and also equaled career high in appearances with 75.

(DUNN, continued)

- His 10 wins marked most by a reliever in Marlins history, eclipsing nine-win seasons by Robb Nen in 1997 and Edward Mujica in 2011.
- Recorded four consecutive wins from April 26-June 8, marking a career-best win streak.
- Set club mark with seven relief wins prior to All-Star break.

2013: Established career bests in ERA (2.66), games (75), saves (2), innings pitched (67.2) and strikeouts (72) in 2013.

- For second time in three years, led Marlins' bullpen in relief appearances ... 75 appearances tied for fourth-most in National League.
- Allowed four runs over first 25 appearances for a 1.71 ERA (21.0 IP) ... in a span of 39 games, posted a 3.96 ERA (36 IP, 16 ER) and finished the season by pitching a season-best 10.1 scoreless innings in 11 appearances.

2012: Split season between Miami and Triple-A New Orleans, posting a combined 1-4 record and 4.82 ERA (61.2 IP, 33 ER) in 72 appearances.

- Recorded his first career Major League save on July 16 vs. Washington.
- Had three stints with the Marlins ... recalled for final time on June 21 and posted a 1.76 ERA (30.2, IP, 6 ER) over his next 41 appearances through Sept. 16 ... gave up seven runs over final seven outings, giving him a 3.48 ERA (33.2, 13 ER) in 48 games during final stint with Marlins.

2011: Led Marlins relievers with 72 appearances and tied Braden Loper (1999) for club's single-season rookie record.

- Ranked fourth among National League rookie relievers in strikeouts, behind Craig Kimbrel (127), Kenley Jansen (96) and Aroldis Chapman (71) ... strikeout total was second-highest ever among Marlins' rookie relievers, behind Vic Darenbourg's 74 in 1998.

2010: Made 25 relief appearances for the Atlanta Braves in his lone season with the organization.

- Had three stints with the Atlanta Braves, making 25 appearances while posting a 2-0 mark and 1.89 ERA.
- Recorded his first Major League win Aug. 4 vs. New York-NL.
- Made three relief appearances in the NLDS vs. San Francisco, pitching 1.1 scoreless innings with two hits and two strikeouts.
- Went 2-0 with seven saves and a 1.52 ERA in 38 relief appearances with Triple-A Gwinnett.
- Traded by the Braves with INF Omar Infante to the Florida Marlins for INF Dan Uggla.

2009: Split time between Double-A Trenton and Triple-A Scranton/Wilkes-Barre before making his Major League debut on Sept. 4 at Toronto (0.2 IP, 2 ER, 3 BB)

- Traded by the Yankees, along with OF Melky Cabrera and RHP Arodys Vizcaino to the Atlanta Braves for LHP Boone Logan and RHP Javier Vazquez.

2008: Led Tampa and ranked third in Florida State League in strikeouts in 2008; also, made four postseason relief appearances with Eastern League champion Trenton.

- Led the Class-A squad and ranked third in the Florida State League in strikeouts (118) ... made four postseason relief appearances with Eastern League-Champion Trenton.

2007: Ranked sixth in the South Atlantic League with a team-high 138 strikeouts in 2007.

- Placed fifth among Yankees farmhands with a 3.42 ERA...led the staff with 144.2 IP.

2006: Converted from a position player to a pitcher in middle of the season.

- Began campaign with Charleston and batted .086 (3-for-35) in 14 games (nine games in outfield, four at first base) before being transferred to Gulf Coast League Yankees on June 20.
- Made first appearance as a pitcher on June 22 vs. Gulf Coast League Tigers (1.0 IP, 1 K, 1 BB) ... earned first career win a month later on July 22 vs. Gulf Coast League Tigers (2.0 IP, 0 R, 1 K, 3 BB).

2018	HIGHS AND LOWS	CAREER
1.0, 13x, last: June 1 vs. LAD	Most IP	2.0, 17x, last: July 28, 2016 vs. STL
None	Low-hit CG	None
4, June 2 vs. LAD	Runs	6, Aug. 4, 2012 at WAS
4, June 2 vs. LAD	ER	4, 4x, last: June 2, 2018 vs. LAD
3, 2x, last: April 18 at PIT	Hits	5, 3x, last: Aug. 4, 2015 vs. NYM
1, April 28 at MIA	HRs	2, Aug. 4, 2012 at WAS
3, May 9 vs. LAA	Walks	3, 7x, last: May 9, 2018 vs. LAA
2, 3x, last: May 18 at SF	Strikeouts	5, May 16, 2011 at NYM
None	10+ Strikeout Games	None
No wins	Win Streak	8, July 10, 2016-April 8, 2017
No losses	Losing Streak	4, 2x, last: Sept. 3, 2014-May 19, 2015

(DUNN, continued)

PERSONAL: Michael Glen Dunn ... he and wife Kimberly have two sons, Mitchell and Matthew, and reside in Las Vegas, Nev., in the offseason.

- Since his time in Miami, Dunn has worked with The Special Operations Warrior Foundation and invited Special Operations Forces Families to each Monday home game, providing them with T-shirts, food vouchers, and on-field experiences.
- Enjoys hunting in his free time.

HIGH SCHOOL/COLLEGE: Attended Piedro Vista High School in Farmington, N.M., until his senior year, when he transferred to Cimarron-Memorial High School in Las Vegas, Nev.

- Graduated from the Community College of Southern Nevada with his associates degree.



@DUNNFORALL40

DUNN'S CAREER RECORD

Year	Team	W	L	ERA	G	GS	CG	SHO	GF	SV	IP	H	R	ER	HR	HB	BB	IBB	SO	WP	BK
2006	GCL Yankees	3	0	0.73	11	0	0	0	7	4	24.2	13	2	2	0	1	9	0	26	1	0
	Staten Island	0	0	5.68	3	0	0	0	0	0	6.1	3	6	4	0	0	7	0	7	2	0
2007	Charleston	12	5	3.42	27	27	0	0	0	0	144.2	136	69	55	14	3	45	0	138	10	0
2008	Tampa	4	7	4.55	30	22	0	0	4	1	124.2	124	70	63	10	5	58	2	118	7	0
	Trenton	1	0	0.00	1	0	0	0	0	0	1.2	1	0	0	0	0	1	0	2	0	0
2009	Trenton	3	3	3.71	26	0	0	0	6	2	53.1	41	23	22	3	2	32	2	76	0	0
	Scranton/WB	1	0	2.25	12	0	0	0	2	0	20.0	17	5	5	1	1	14	0	23	1	0
	NEW YORK-AL	0	0	6.75	4	0	0	0	3	0	4.0	3	3	3	1	0	5	0	5	1	0
2010	Gwinnett	2	0	1.52	38	0	0	0	18	7	47.1	31	12	8	1	2	25	0	64	4	1
	ATLANTA	2	0	1.89	25	0	0	0	5	0	19.0	15	4	4	1	0	17	2	27	2	0
2011	FLORIDA	5	6	3.43	72	0	0	0	11	0	63.0	51	28	24	9	2	31	2	68	3	0
2012	New Orleans	1	1	4.58	12	0	0	0	1	0	17.2	19	11	9	0	0	7	0	24	0	0
	MIAMI	0	3	4.91	60	0	0	0	8	1	44.0	49	31	24	3	0	29	8	47	2	0
2013	MIAMI	3	4	2.66	75	0	0	0	15	2	67.2	53	21	20	5	0	28	4	72	2	0
2014	MIAMI	10	6	3.16	75	0	0	0	15	1	57.0	47	25	20	4	4	22	1	67	2	0
2015	MIAMI	2	5	4.50	72	0	0	0	9	0	54.0	46	27	27	6	2	29	1	65	2	0
2016	Jupiter #	0	0	0.00	3	2	0	0	0	0	3.0	2	0	0	0	0	0	0	5	0	0
	MIAMI	6	1	3.40	51	0	0	0	5	0	42.1	43	16	16	5	3	11	0	38	2	0
2017	COLORADO	5	1	4.47	68	0	0	0	10	0	50.1	43	25	25	8	0	28	0	57	4	0
2018	Lancaster #	0	0	0.00	1	0	0	0	0	0	1.0	0	0	0	0	0	1	0	2	0	0
	Albuquerque #	0	1	5.79	5	0	0	0	0	0	4.2	5	3	3	0	0	3	0	4	0	0
	COLORADO	0	0	9.00	25	0	0	0	6	0	17.0	22	17	17	1	0	18	0	12	1	0
Minor League Totals		27	17	3.43	169	51	0	0	38	14	449.0	392	201	171	29	14	202	4	489	25	1
Major League Totals		33	26	3.87	527	0	0	0	87	4	418.1	372	197	180	43	11	218	18	458	21	0

Minor League rehab

Year	Team	AVG	G	AB	R	H	2B	3B	HR	RBI	SAC	SF	HBP	BB	IBB	SO	SB	CS	GDP	OBP	SLG
2010	ATLANTA	.000	25	2	1	0	0	0	0	0	0	0	0	0	0	1	0	0	0	.000	.000
2011	FLORIDA	.000	69	1	0	0	0	0	0	0	0	0	0	0	0	0	0	0	0	.000	.000
2012	MIAMI	.000	59	1	0	0	0	0	0	0	0	0	0	0	0	0	0	0	0	.000	.000
2015	MIAMI	1.000	67	1	0	1	0	0	0	0	0	0	0	0	0	0	0	0	0	1.000	1.000
Major League Totals		.200	220	5	1	1	0	0	0	0	0	0	0	0	0	1	0	0	0	.200	.200

DUNN'S CAREER POSTSEASON RECORD

Year	Series	Team	Opp	W	L	ERA	G	GS	CG	SHO	GF	SV	IP	H	R	ER	HR	HB	BB	IBB	SO	WP	BK
2010	NLDS	ATL	SF	0	0	0.00	3	0	0	0	0	0	1.1	2	0	0	0	0	0	0	2	0	0
Postseason Totals				0	0	0.00	3	0	0	0	0	0	1.1	2	0	0	0	0	0	0	2	0	0

DUNN'S CAREER FIELDING

Pos.	G	GS	INN	TC	PO	A	E	DP	PCT
P	523	0	414.1	57	14	38	5	2	.912

DUNN'S CAREER TRANSACTIONS

- 2004: Selected by New York-AL in the 33rd round of the First-Year Player Draft.
- 2009: Acquired by Atlanta from New York-AL along with OF Melky Cabrera, RHP Arodys Vizcaino and cash in exchange for LHP Boone Logan and RHP Javier Vazquez, Dec. 22.
- 2010: Acquired by the Florida Marlins along with INF Omar Infante in exchange for INF Dan Uggla, Nov. 16.
- 2016: Placed on the 15-day disabled list (left forearm strain), April 3; sent to Minors for rehabilitation (Jupiter), May 24; reinstated from the disabled list, May 31 ... signed by Colorado to a three-year contract as a Major League free agent, Dec.15.
- 2017: Placed on the 10-day disabled list (back spasms), April 26; reinstated from the 10-day disabled list, May 3.
- 2018: Placed on the 10-day disabled list (left rhomboid strain), June 8; sent to Minors for rehabilitation (Lancaster), June 23; reinstated from the disabled list, June 27 ... placed on the 10-day disabled list (acromioclavicular joint inflammation), July 7; transferred to the 60-day disabled list, July 27 (left shoulder surgery).

54

Ht: 6-6 Wt: 275 B/T: R/R
Opening Day Age: 26
Born: Dec. 28, 1992 in Santo Domingo, D.R.
Major League Service: 2.022
Contract: Through 2019
Obtained: Signed as a non-drafted international free agent, May 31, 2011
Pronunciation: ess-TEH-vez



CARLOS ESTÉVEZ

Right-Handed Pitcher

CAREER HIGHLIGHTS

- Made his first Major League Opening Day roster in 2017
- Major League debut April 23, 2016 vs. Los Angeles-NL and pitched two scoreless innings with no hits, one walk and two strikeouts ... struck out Yasiel Puig for his first Major League strikeout
- In 2016, ranked third among Major League rookies with 11 saves
- Added to the Rockies 40-man roster on Nov. 20, 2015
- Named an Arizona Fall League Rising Star after the 2015 season

MAJOR LEAGUE DEBUT

4/23/16 vs. LAD

FIRST ML WIN

5/21/16 at PIT

FIRST ML SAVE

6/11/16 vs. SD

ESTÉVEZ

2018: Spent a majority of the season on the disabled list due to a left oblique strain and right elbow strain.

- Made 28 appearances for Triple-A Albuquerque, going 0-1 with a 6.35 ERA (28.1 IP, 20 ER), 11 walks and 35 strikeouts.
- On 10-day disabled list with an oblique strain from March 26 to April 23 when he was transferred to the 60-day DL with an elbow strain ... had two rehab stints with Albuquerque (April 5-16, and June 25-July 15) ... reinstated from disabled list and optioned to Triple-A Albuquerque on July 15.

2017: After making his first career Opening Day roster, appeared in 35 games with the Rockies across eight stints, including two stints as the 26th man in a doubleheader.

- Made his first career postseason appearance in the National League Wild Card Game at Arizona on Oct. 4 ... allowed one run on one hit in 0.1 innings pitched.
- Five relief tied for the most among the Rockies and tied for 11th in the National League.

2016: Made his Major League debut and ranked third among Major League rookies with 11 saves.

- Recorded 11 saves in 18 opportunities, the most saves by a rookie in franchise history.
- Earned his first career save on June 11 vs. San Diego and his first Major League win on May 21 at Pittsburgh.
- First rookie since Trevor Rosenthal (2013) to record saves in three consecutive games (July 26-28).
- Led the Rockies relievers in strikeouts with 59.

2015: Split time between High-A Modesto and Double-A New Britain, going a combined 5-3 with 18 saves and a 3.40 ERA (55.2 IP, 21 ER) in 23 opportunities with 68 strikeouts and 14 walks.

- Set career highs in innings pitched, saves, strikeouts and WHIP (1.17) with a career-low 3.40 ERA.
- Named a Rising Star in the Arizona Fall League after going 1-2 with a 3.97 ERA (11.1 IP, 5 ER) and six saves in 11 outings for the Salt River Rafters.

2014: Appeared in 33 games out of the bullpen for Low-A Asheville.

- Struck out 50 batters while walking only 11 for a 4.54 strikeout-to-walk ratio.

2013: Spent a majority of the season with Rookie Level Grand Junction after appearing in two games for Short-Season Tri-City to begin the season.

- His 35.2 innings pitched for Grand Junction were the most on the club by a reliever.

2012: Spent his second consecutive season with the Dominican Summer League Rockies.

- Posted a 3.35 ERA (45.2 IP, 17 ER) in nine starts and a 8.31 ERA (8.2 IP, 8 ER) in three relief appearances.

2011: Made six starts and two relief appearances for the DSL Rockies in his first professional season.

(ESTÉVEZ, continued)

PERSONAL: Carlos Samuel Estévez ... resides in his hometown of Santo Domingo, D.R., in the offseason with his parents.

- Has an older brother, Cesar Saul, and sister Susane.
- Learned English from watching American TV shows.

HIGH SCHOOL/COLLEGE: Attended Mountain State Academy in West Virginia his junior year of high school, where he played baseball.



@CARLOSESTEVZ28



@CARLOSESTEVZ28

ESTÉVEZ

2017

HIGHS AND LOWS

CAREER

2.0, 2x, last: Aug. 9 at CLE.....	Most IP	2.0, 4x, last: Aug. 9, 2017 at CLE
None.....	Low-hit CG	None
7, April 27 vs. WAS.....	Runs	7, April 27, 2017 vs. WAS
7, April 27 vs. WAS.....	ER	7, April 27, 2017 vs. WAS
5, May 30 vs. SEA.....	Hits	5, May 30, 2017 vs. SEA
1, 3x, last: Sept. 13 at ARI.....	HRs	1, 9x, last: Sept. 13, 2017 at ARI
2, 2x, last: Sept. 25 vs. MIA.....	Walks	2, 8x, last: Sept. 25, 2017 vs. MIA
3, May 18 at MIN.....	Strikeouts	3, 3x, last: May 18, 2017 at MIN
None.....	10+ Strikeout Games	None
5, April 3-Aug. 9.....	Win Streak	6, Sept. 2, 2016-Aug. 9, 2017
No losses.....	Losing Streak	4, May 28-June 24, 2016

ESTÉVEZ'S CAREER RECORD

Year	Team	W	L	ERA	G	GS	CG	SHO	GF	SV	IP	H	R	ER	HR	HB	BB	IBB	SO	WP	BK
2011	DSL Rockies	3	2	3.44	8	6	1	0	1	0	34.0	33	14	13	2	0	14	0	27	6	1
2012	DSL Rockies	3	3	4.14	12	9	1	0	1	0	54.1	53	31	25	3	3	13	0	38	14	0
2013	Grand Junction	5	1	3.79	22	0	0	0	4	0	35.2	31	18	15	3	1	14	0	31	5	0
	Tri-City	1	0	2.45	2	0	0	0	0	0	3.2	3	1	1	1	0	1	0	5	0	0
2014	Asheville	1	3	4.73	33	0	0	0	5	0	53.1	62	34	28	4	1	11	0	50	7	0
2015	Modesto	5	0	1.37	14	0	0	0	10	5	19.2	12	3	3	0	0	5	0	25	0	0
	New Britain	0	3	4.50	34	0	0	0	26	13	36.0	39	19	18	2	1	9	0	43	2	0
2016	Albuquerque	1	0	3.18	5	0	0	0	2	0	5.2	6	2	2	0	0	3	0	4	0	0
	COLORADO	3	7	5.24	63	0	0	0	26	11	55.0	50	32	32	6	5	28	4	59	3	0
2017	Albuquerque	1	4	1.34	33	0	0	0	19	4	33.2	23	6	5	2	1	10	0	34	1	0
	COLORADO	5	0	5.57	35	0	0	0	9	0	32.1	39	21	20	3	1	14	2	31	1	1
2018	Albuquerque	0	1	6.35	28	0	0	0	8	1	28.1	37	21	20	6	1	11	0	35	2	0
Minor League Totals	20	17	3.84	191	15	2	0	76	23	304.1	299	149	130	23	8	91	0	292	37	1	1
Major League Totals	8	7	5.36	98	0	0	0	35	11	87.1	89	53	52	9	6	42	6	90	4	1	1

ESTÉVEZ'S CAREER POSTSEASON RECORD

Year	Series	Team	Opp	W	L	ERA	G	GS	CG	SHO	GF	SV	IP	H	R	ER	HR	HB	BB	IBB	SO	WP	BK
2017	NLWC	COL	ARI	0	0	27.00	1	0	0	0	0	0	0.1	1	1	1	0	0	0	0	1	0	0
Postseason Totals				0	0	27.00	1	0	0	0	0	0	0.1	1	1	1	0	0	0	0	1	0	0

ESTÉVEZ'S CAREER FIELDING

Pos.	G	GS	INN	TC	PO	A	E	DP	PCT
P	98	0	87.1	12	3	7	2	0	.833

ESTÉVEZ'S CAREER TRANSACTIONS

- 2011: Signed by Colorado as a non-drafted international free agent, May 31 (signed by Rolando Fernandez).
- 2018: Placed on 10-day disabled list (left oblique strain), March 29; transferred to 60-day disabled list (right elbow strain), April 23; reinstated from 60-day disabled list, July 15.

21

Ht: 6-4 **Wt:** 201 **B/T:** L/L
Opening Day Age: 25
Born: May 14, 1993 in Denver, Colo.
Major League Service: 2.000
Contract: Through 2019
Obtained: Selected in the first round (eighth overall) of the 2014 First-Year Player Draft



KYLE FREELAND

Left-Handed Pitcher

CAREER HIGHLIGHTS

- Graduated from Thomas Jefferson High School in Denver, Colo.
- Finished fourth in the NL 2018 Cy Young Award tally, the second Rockies pitcher to ever finish among the top five in balloting, joining Ubaldo Jiménez (3rd, 2010)
- His 2018 ERA of 2.85 ERA (202.1 IP, 64 ER) was the lowest in a full season in franchise history and the fourth-lowest in the NL for the season
- Finished 2018 with a 3.39 career ERA (358.1 IP, 135 ER), the lowest ERA by a starter in franchise history (min. 50 starts)
- Career 3.04 ERA in Denver (180.2 IP, 61 ER) the lowest home ERA in franchise history (min. 100 IP)
- Pitched 8.1 no-hit innings on July 9, 2017 vs. Chicago-AL, the longest no-hit bid for a Rockies pitcher at Coors Field in franchise history

FREELAND

MAJOR LEAGUE DEBUT

4/7/17 vs. LAD

FIRST ML WIN

4/7/17 vs. LAD

2018: Finished fourth in National League Cy Young Award voting after going 17-7 with a 2.85 ERA (202.1 IP, 64 ER), the second Rockies pitcher to in the top in Cy Young Award voting (also: Ubaldo Jiménez, third, 2010).

- His 2.84 ERA was the lowest in a full season in franchise history and the fourth-lowest in the NL in 2018 ... it was the second-lowest in franchise history among ERA trailing Marvin Freeman's 2.80 ERA (112.2 IP, 35 ER) in the strike-shortened 1994 season.
- Started the National League Wild Card game at Wrigley Field on three days rest, pitching 6.2 shutout innings ... allowed four hits with one walk and six strikeouts ... only pitcher in franchise history to pitch at least six scoreless innings in a postseason game.
- His 202.1 innings pitched ranked in the National League, the Rockies pitcher to reach 200 innings pitched in a season since Ubaldo Jiménez in 2010 (221.2 IP).
- His 24 quality starts were fourth in the NL and tied for second in franchise history with Ubaldo Jiménez in 2009.
- His 17 wins tied for the second-most in franchise history and tied for fourth in the NL ... most wins by a Rockies pitcher since Jiménez won a franchise-record 19 games in 2010.
- Finished the season with 173 strikeouts, the ninth-most in franchise history.
- Induced a National League-leading 24 double plays.
- Went 10-2 with a 2.40 ERA (93.2 IP, 25 ER) in 15 starts at home, the lowest home ERA in franchise history and tied for the most wins.
- Finished the season on an eight-game winning streak over an 11-start span from Aug. 6-Sept. 28, tied for the second-longest streak in franchise history, the longest since Ubaldo Jiménez won a franchise-record nine straight in 2010 ... posted a 2.18 ERA (70.1 IP, 17 ER) with 11-straight quality starts over that span, the fourth-longest quality start streak in franchise history.
- The Rockies went 23-10 in his 33 starts, including 12-2 in the second half ... Colorado went 10-1 in his 11 starts of the season.
- Went 9-1 with a 2.49 ERA (86.2 IP, 24 ER) in 14 starts after the All-Star break, the lowest second-half ERA by a Rockies starting pitcher in franchise history ... nine wins were tied for the most in the NL and tied for the second-most after the All-Star break in franchise history.
- Went 7-5 with a 3.23 ERA (108.2 IP, 39 ER) in 18 starts on the road ... went 5-1 with a 2.66 ERA (67.2 IP, 20 ER) with eight quality starts over his last 11 road starts.
- Limited left-handed hitters to a .185 batting average, including a .100 batting average (5-for-50) with no extra-base hits allowed in the second half of the season.

(FREELAND, continued)**2017: Made his Major League debut on April 7, starting the home opener in his hometown vs. Los Angeles-NL and was on the roster for the entire season.**

- His 11 wins tied for the most among Major League rookies ... also ranked third in innings pitched (156.0), fifth in ERA (4.10, min. 15 starts) and seventh in strikeouts (107) among all Major League rookies.
- His 11 wins tied for the fourth-most among rookies in franchise history ... his 4.10 ERA was the fourth-lowest by a rookie in franchise history, the lowest since Jhoulys Chacin set the franchise record for rookies in 2010 (3.28).
- Was 9-7 with a 3.77 ERA (107.1 IP, 45 ER) in 18 starts prior to the All-Star break ... went 2-4 with a 4.81 ERA (48.2 IP, 26 ER) in 15 appearances, 10 starts, in the second half.
- Scored upon in two of five relief appearances with a 2.84 ERA (6.1 IP, 2 ER) ... first career relief appearance on July 15 at New York-NL, and four relief appearances in July.
- Went 6-8 with a 3.72 ERA (87.0 IP, 36 ER) in 19 appearances, 16 starts, at Coors Field ... the 10th-lowest home ERA in franchise history among all pitchers, the second-lowest by a Rockies rookie (Denny Stark, 3.21 in 2002).
- In the last game prior to the All-Star break on July 9, took a no-hit bid through 8.1 innings before allowing a hit to Melky Cabrera with one out in the ninth inning ... it was the longest no-hit bid in Denver in franchise history and the second-longest in any ballpark in Rockies history behind Ubaldo Jiménez's no-hitter in Atlanta in 2010.
- Hit his first professional home run May 21 at Cincinnati, a solo home run off Bronson Arroyo ... also recorded a double in the game.

2016: Made his Double-A and Triple-A debuts, and was named an MiLB.com Organization All-Star.

- Assigned to Double-A Hartford on April 6 and made his Double-A debut April 7 against Richmond, pitching five innings and allowing one run on four hits with one walk and three strikeouts.
- Promoted to Triple-A Albuquerque June 25 and made his Triple-A debut the same day vs. Salt Lake City, allowing five runs (four earned) on 11 hits with two walks and five strikeouts.
- Invited to his first Major League Spring Training and went 1-0 with a 3.52 ERA (7.2 IP, 3 ER), one walk and four strikeouts across two Cactus League games with one start.

2015: Began the season with Rookie-Level Grand Junction and made two starts before being promoted to High-A Modesto for the remainder of the season.

- Allowed no runs on two hits with two walks and nine strikeouts across seven innings pitched over two starts with Grand Junction ... was promoted to Modesto Aug. 1.
- Played for Salt River Rafters of the Arizona Fall League and was named as a Rising Star after going 4-1 with a 2.84 ERA (25.1 IP, 8 ER), 26 hits, three home runs, seven walks and 13 strikeouts across six starts.

2014: Initially assigned to Grand Junction after being drafted.

- Held left-handed hitters to a .059 average across two levels ... following the season, *Baseball America* ranked him as the third-best Rockies prospect and Baseball Prospectus rated him the 76th-best prospect in all of baseball.

PERSONAL: Kyle Richard Freeland ... resides in Scottsdale, Ariz., in the offseason.

- Son of Don and Susan ... has an older brother, Colin ... his mother works at the elementary school he attended in Denver, Holm Elementary.
- Enjoys playing golf in his free time ... was featured on the cover of *Colorado Avid Golfer Magazine* in April 2018.

HIGH SCHOOL/COLLEGE: A Denver native who graduated from Thomas Jefferson High School.

- Attended college at the University of Evansville in Evansville, Ind.
- Rated the seventh overall player in the 2014 Draft by MLB.com and the fifth overall player by *Baseball America*.
- Was originally drafted by Philadelphia out of high school in the 35th round of the 2011 First-Year Player Draft, but did not sign.



@KFREE_21



@FREEBALLIN21

(FREELAND, continued)

2018		HIGHS AND LOWS		CAREER	
7.0, 9x, last: Sept. 23 at ARI.....	Most IP.....	8.1, July 9, 2017 vs. CWS			
None.....	Low-hit CG.....	None			
5, April 18 at PIT.....	Runs.....	6, April 12, 2017 vs. SD			
5, April 18 at PIT.....	ER.....	6, April 12, 2017 vs. SD			
11, Sept. 28 vs. WAS.....	Hits.....	11, Sept. 28, 2018 vs. WAS			
2, 3x, last: May 29 vs. SF.....	HRs.....	2, 6x, last: May 29, 2018 vs. SF			
4, 6x, last: Sept. 18 at LAD.....	Walks.....	5, Aug. 20, 2017 vs. MIL			
10, Aug. 11 vs. LAD.....	Strikeouts.....	10, Aug. 11, 2018 vs. LAD			
1, Aug. 11 vs. LAD (10).....	10+ Strikeout Games.....	1, Aug. 11, 2018 vs. LAD (10)			
8, Aug. 6-Sept. 28.....	Win Streak.....	8, Aug. 6-Sept. 28, 2018			
3, April 3-18.....	Losing Streak.....	4, Aug. 20-Oct. 1, 2017			

FREELAND'S CAREER RECORD

Year	Team	W	L	ERA	G	GS	CG	SHO	GF	SV	IP	H	R	ER	HR	HB	BB	IBB	SO	WP	BK
2014	Grand Junction	1	0	1.56	5	5	0	0	0	0	17.1	16	4	3	0	1	2	0	15	1	0
	Asheville	2	0	0.83	5	5	0	0	0	0	21.2	14	4	2	1	0	4	0	18	0	0
2015	Grand Junction	0	0	0.00	2	2	0	0	0	0	7.0	2	0	0	0	2	2	0	9	0	0
	Modesto	3	2	4.76	7	7	0	0	0	0	39.2	48	22	21	5	0	8	0	19	2	0
2016	Hartford	5	7	3.87	14	14	0	0	0	0	88.1	84	43	38	9	1	25	0	51	3	0
	Albuquerque	6	3	3.91	12	12	0	0	0	0	73.2	81	36	32	7	1	19	0	57	1	0
2017	COLORADO	11	11	4.10	33	28	0	0	0	0	156.0	169	78	71	17	8	63	4	107	1	2
2018	COLORADO	17	7	2.85	33	33	0	0	0	0	202.1	182	64	64	17	6	70	2	173	2	0
Minor League Totals		17	12	3.49	45	45	0	0	0	0	247.2	245	109	96	22	5	60	0	169	7	0
Major League Totals		28	18	3.39	66	61	0	0	0	0	358.1	351	142	135	34	14	133	6	280	3	2

Year	Team	AVG	G	AB	R	H	2B	3B	HR	RBI	SAC	SF	HBP	BB	IBB	SO	SB	CS	GDP	OBP	SLG
2017	COLORADO	.154	33	52	3	8	1	0	1	2	3	0	0	1	0	30	0	0	0	.170	.231
2018	COLORADO	.092	30	65	5	6	2	0	0	2	4	0	0	2	0	40	0	0	0	.119	.123
Major League Totals		.120	63	117	8	14	3	0	1	4	7	0	0	3	0	70	0	0	0	.142	.171

FREELAND'S CAREER POSTSEASON RECORD

Year	Series	Team	Opp	W	L	ERA	G	GS	CG	SHO	GF	SV	IP	H	R	ER	HR	HB	BB	IBB	SO	WP	BK
2018	NLWC	COL	CHC	0	0	0.00	1	1	0	6.2	0	0	6.2	4	0	0	0	1	6	0	6	0	0
Postseason Totals				0	0	0.00	1	1	0	6.2	0	0	6.2	4	0	0	0	1	6	0	6	0	0

FREELAND'S CAREER FIELDING

POS.	G	GS	INN	TC	PO	A	E	DP	PCT
P	66	61	358.1	57	4	50	3	5	.947

FREELAND'S CAREER TRANSACTIONS

- 2014: Selected by Colorado in the first round (eighth overall) of the First-Year Player Draft (signed by Scott Corman).
- 2017: Placed on the 10-day disabled list (left groin strain), Aug. 5; reinstated from the disabled list, Aug. 15.

10+ STRIKEOUT GAMES (1)		
Date	Opp.	Strikeouts
8/11/18	LAD	10

HOME RUNS (1)		
Date	Opp.	Pitcher
5/21/17	at CIN	Bronson Arroyo

FREELAND

68

Ht: 6-2 **Wt:** 209 **B/T:** R/R
Opening Day Age: 26
Born: Feb. 19, 1993 in Rancho Santa Margarita, Calif.
Major League Service: 0.000
Contract: Through 2019
Obtained: Signed as a non-drafted free agent, June 11, 2014



JOSH FUENTES

Infielder

CAREER HIGHLIGHTS

- First Major League Spring Training in 2019
- Named Pacific Coast League Rookie of the Year and Most Valuable Player in 2018... fifth PCL player to be honored as Rookie of the Year and MVP in the same season (the first to win those two awards and be named All-Star Game MVP in the same season)
- Mid-Season All-Star with Albuquerque in 2018
- Two-time Post-Season All-Star (2017 with Hartford, 2018 with Albuquerque)

2018: Made his Triple-A debut and was named the Pacific Coast League Rookie of the Year and MVP.

- In 135 games with Triple-A Albuquerque, set an Isotopes record in hits, while batting .327 (180-for-551) with 93 runs, 39 doubles, 12 triples, 14 home runs, 95 home runs, 21 walks, 103 strikeouts and three stolen bases ... the runs, hits and doubles ranked first in the league, the triples ranked second, the RBI ranked third and the batting average ranked sixth.
- Won MVP at the Triple-A All-Star Game after going 2-for-3 with one run, one home run and two RBI.

2017: An Eastern League Post-Season All-Star in his first Double-A season with Hartford.

- Ranked tied for first in triples (seven), third in batting average (.307) and slugging percentage (.517), and eighth in total bases (214).
- The Eastern League Player of the Month for August, after batting .487 (38-for-78) with 10 doubles, three home runs and 16 RBI across 19 games.

2016: Began the season batting .398 (37-for-93) for Low-A Asheville prior to earning a promotion to High-A Modesto on May 26.

- Led Modesto with a .792 OPS and ranked second with a .278 (81-for-291) batting average.
- Was named Player of the Week once with Asheville (May 22) and once with Modesto (Sept. 4).

2015: Started 52 games at first base and 39 games at third base for Low-A Asheville.

- Ranked second on the club with 24 doubles.

2014: Played 41 games for Short-Season Tri-City in his first professional season.

PERSONAL: Josh Fuentes ... son of Mercedes Melian and Justo Fuentes ... resides in Rancho Santa Margarita, Calif., in the offseason.

- Has three siblings: Justin Fuentes, Tatianna Melian and Sophia Melian.
- Cousin of Rockies third baseman, Nolan Arenado.
- Enjoys playing wiffle ball and computer games, going to the beach and watching movies in his free time.

HIGH SCHOOL/COLLEGE: Graduated from Trabuco Hills High School in Mission Viejo, Calif.

- Attended Saddleback Community College (2012-13) in Mission Viejo, Calif. and Missouri Baptist University (2014) in St. Louis.



@JFUENT19



@JFUENT19

FUENTES' CAREER RECORD

Year	Team	AVG	G	AB	R	H	2B	3B	HR	RBI	SAC	SF	HBP	BB	IBB	SO	SB	CS	GIDP	OBP	SLG
2014	Tri-City	.260	41	150	20	39	7	0	1	16	2	2	5	13	0	39	6	2	2	.335	.327
2015	Asheville	.252	93	337	45	85	24	1	6	42	6	5	8	29	2	64	7	6	3	.322	.383
2016	Modesto	.278	77	291	44	81	15	4	9	44	3	2	13	16	0	54	1	1	6	.342	.450
	Asheville	.398	28	93	18	37	14	0	4	20	4	2	5	4	0	22	2	4	1	.442	.677
2017	Hartford	.307	122	414	48	127	28	7	15	72	4	2	6	24	1	92	8	5	4	.352	.517
2018	Albuquerque	.327	135	551	93	180	39	12	14	95	1	7	6	21	0	103	3	5	17	.354	.517
Minor League Totals		.299	496	1836	268	549	127	24	49	289	20	20	43	107	3	374	27	23	33	.348	.474

FUENTES' CAREER TRANSACTIONS

- 2014: Signed by Colorado as a non-drafted free agent, June 11 (signed by Jon Lukens).

76

Ht: 5-11 **Wt:** 190 **B/T:** R/R
Opening Day Age: 25
Born: Jan. 10, 1994 in Honolulu, Hawaii
Major League Service: 0.000
Contract: Through 2019
Obtained: Selected in the 30th round of the 2016 First-Year Player Draft



GARCIA

RICO GARCIA

Right-Handed Pitcher / Non-Roster Invitee

CAREER HIGHLIGHTS

- First Major League Spring Training in 2019
- Named a 2018 Mid-Season All-Star and Post-Season All-Star with Lancaster
- MiLB.com Organization All-Star following his 2018 season

2018: Split the season between High-A Lancaster and Double-A Hartford.

- Went 7-7 with a 3.42 ERA (100.0 IP, 38 ER), 22 walks and 101 strikeouts in 16 games, 15 starts, with Lancaster.
- Promoted to Double-A on July 2 ... posted a 2.28 ERA (67.0 IP, 17 ER), 20 walks and 61 strikeouts in 11 starts with Hartford, going 6-2 over that span.
- Earned Mid-Season and Post-Season All-Star awards as a member of the JetHawks ... was also named an MiLB.com Organization All-Star.
- Recorded career highs in games (27), wins (13), innings pitched (167.0) and strikeouts (162).

2017: Made eight starts with Short-Season Boise to start the season, before being promoted to Low-A Asheville in late July.

- Allowed one run in seven innings across four outings as a reliever at Asheville ... was 2-2 with a 3.00 ERA (21.0 IP, 7 ER), three walks and 20 strikeouts in four starts with the Tourists.

2016: Made eight starts and eight relief appearances for Short-Season Boise in his first professional season.

- Went 0-3 with a 7.84 ERA (20.2 IP, 18 ER) as a starter, and 0-1 with a 4.30 ERA (14.2 IP, 7 ER) as a reliever.

PERSONAL: Joshua Rico Garcia ... son of Eddie and Gezlyn ... resides in Kapolei, Hawaii during the offseason.

- Has an older brother, Eddie Jr.
- Born in Honolulu, Hawaii ... is half Puerto Rican and half Filipino.
- Enjoys reading and going to the beach.

HIGH SCHOOL/COLLEGE: Attended Saint Louis High School in Honolulu, Hawaii.

- Went to Hawaii Pacific University and studied advertising/public relations.



@REEKOHJUAVE



@REEKOHJUAVE

GARCIA'S CAREER RECORD

Year	Team	W	L	ERA	G	GS	CG	SHO	GF	SV	IP	H	R	ER	HR	HB	BB	IBB	SO	WP	BK
2016	Boise	0	4	6.37	16	8	0	0	1	0	35.1	50	35	25	1	3	17	0	35	1	0
2017	Boise	0	4	3.95	8	8	0	0	0	0	41.0	50	28	18	2	3	11	0	35	4	0
	Asheville	2	2	2.57	8	4	0	0	3	0	28.0	27	10	8	2	0	7	0	30	0	0
2018	Lancaster	7	7	3.42	16	15	0	0	0	0	100.0	99	42	38	12	2	22	0	101	4	0
	Hartford	6	2	2.55	11	11	0	0	0	0	67.0	54	19	17	8	4	20	0	61	1	0
Minor League Totals		15	19	4.44	59	46	0	0	4	0	271.1	280	134	106	25	12	77	0	262	10	0

GARCIA'S CAREER TRANSACTIONS

– 2016: Selected by Colorado in the 30th round of the First-Year Player Draft (signed by Matt Hattabaugh).

67

Ht: 6-3 **Wt:** 212 **B/T:** R/R
Opening Day Age: 27
Born: January 15, 1992 in Delray Beach, Fla.
Major League Service: 1.078
Contract: Through 2019
Obtained: Signed as a Minor League free agent, Dec. 3, 2018



CHI CHI GONZÁLEZ

Right-Handed Pitcher / Non-Roster Invitee

CAREER HIGHLIGHTS

- Made his Major League debut on May 30, 2015 vs. Boston as a member of the Texas Rangers
- Tossed a complete-game shutout in his second career start, June 5, 2015 vs. Kansas City
- Named a 2014 Mid-Season All-Star with Myrtle Beach
- MiLB.com Organization All-Star with the Texas Rangers following his 2014 season

MAJOR LEAGUE DEBUT

5/30/15 vs. BOS

FIRST ML WIN

5/30/15 vs. BOS

2018: Made two rehab stints with the AZL Rangers and Spokane Indians.

- Appeared in three games, two starts, allowing two hits across 10.0 innings with eight strikeouts.

2017: Missed the entire 2017 season due to Tommy John surgery.

2016: Spent a majority of the season with Triple-A Round Rock, posting a 4.70 ERA (138.0 IP, 72 ER).

- Made three starts for the Rangers, going 0-2 while allowing 13 runs (10 ER) over 10.1 IP.

2015: Made his Major League debut on May 30 with Texas.

- Threw a complete-game shutout on June 5 vs. the Kansas City Royals, his second career start, allowing three hits with two walks and two strikeouts.
- Had three stints with the Major League club, going 4-6 with a 3.90 ERA (67.0 IP, 29 ER) in 14 games, 10 starts.
- Made his Triple-A debut and, in 16 starts, went 8-7 with a 3.57 ERA (88.1 IP, 35 ER).

2014: Began the season with High-A Myrtle Beach before being promoted to Double-A Frisco on June 9.

- Named a Carolina League Mid-Season All-Star with Myrtle Beach and was named an MiLB.com Organization All-Star... received Player of the Week honors for the week of Aug. 11 with Frisco.

2013: Split his first professional season between Short-A Spokane and High-A Myrtle Beach.

- Combined, went 0-4 with a 3.80 ERA (42.2 IP, 18 ER) in 14 starts ... was promoted to Myrtle Beach on Aug. 8 and posted a 0.75 ERA (12.0 IP, 1 ER) over his final three starts.

PERSONAL: Alexander González ... married to Ali, together they have a daughter, Natalia, and reside in Boca Raton, Fla., during the offseason.

- The family has a chihuahua named Benito.
- Nickname "Chi Chi" given to him by his great uncle.
- His parents, Nancy Urquiaga and Jose Carlos González, are from Cuba ... has two sisters, Lily and Erika
- Enjoys fishing and being by the water.

HIGH SCHOOL/COLLEGE: Attended Boca Raton Community High School in Boca Raton, Fla.

- Studied public relations at Oral Roberts University in Tulsa, Okla.



@ALEXGONZALEZCHI



@ALEXGONZALEZCHI92

(GONZÁLEZ, C., continued)

2016		HIGHS AND LOWS	CAREER
5.0, June 27 at NYY.....	Most IP	9.0, June 5, 2015 at KC	
None.....	Low-hit CG	3, June 5, 2015 at KC	
5, June 27 at NYY.....	Runs	6, 2x, last: July 3, 2015 vs. LAA	
5, June 27 at NYY.....	ER	6, 2x, last: July 3, 2015 vs. LAA	
10, June 27 at NYY.....	Hits	10, June 27, 2016 at NYY	
1, July 7 vs. MIN.....	HRs	1, 7x, last: July 7, 2016 vs. MIN	
5, July 7 vs. MIN.....	Walks	5, 3x, last: July 7, 2016 vs. MIN	
5, July 7 vs. MIN.....	Strikeouts	7, Aug. 18, 2015 vs. SEA	
None.....	10+ Strikeout Games	None	
N/A.....	Win Streak	2, 2x, last: Sept. 13-22, 2015	
2, July 2-7.....	Losing Streak	5, June 11-Aug. 18, 2015	

GONZÁLEZ'S CAREER RECORD																					
Year	Team	W	L	ERA	G	GS	CG	SHO	GF	SV	IP	H	R	ER	HR	HB	BB	IBB	SO	WP	BK
2013	Spokane	0	4	4.56	9	9	0	0	0	0	23.2	30	16	12	1	1	7	0	20	0	0
	Myrtle Beach	0	0	2.84	5	5	0	0	0	0	19.0	15	8	6	1	0	9	0	15	1	1
2014	Myrtle Beach	5	2	2.62	11	11	0	0	0	0	65.1	56	22	19	3	6	16	0	49	5	0
	Frisco	7	4	3.68	15	14	0	0	1	0	73.1	67	30	22	3	4	25	0	64	3	0
2015	Round Rock	8	7	3.57	16	16	0	0	0	0	88.1	95	40	35	3	4	31	0	56	1	1
	TEXAS	4	6	3.90	14	10	1	1	1	0	67.0	49	33	29	6	3	32	1	30	2	1
2016	Round Rock	8	10	4.70	25	24	0	0	0	0	138.0	154	73	72	8	4	44	0	91	5	0
	TEXAS	0	2	8.71	3	3	0	0	0	0	10.1	21	13	10	1	0	9	0	7	0	0
2017	DID NOT PITCH	-	-	-	-	-	-	-	-	-	-	-	-	-	-	-	-	-	-	-	-
2018	AZL Rangers	1	0	0.00	2	1	0	0	0	0	5.0	2	0	0	0	0	0	0	4	0	0
	Spokane	1	0	0.00	1	1	0	0	0	0	5.0	0	0	0	0	0	0	0	4	0	0
Minor League Totals		30	27	4.07	84	81	0	1	0	0	417.2	419	189	166	19	19	132	0	303	15	2
Major League Totals		4	8	4.54	17	13	1	1	1	0	77.1	70	46	39	7	3	41	1	37	2	1

GONZÁLEZ'S CAREER FIELDING										
Pos.	G	GS	INN	TC	PO	A	E	DP	PCT	
P	17	13	77.1	18	4	14	0	0	1.000	

- | GONZÁLEZ'S CAREER TRANSACTIONS |
|--|
| - 2013: Selected by the Texas in the first round (23rd) of the First-Year Player draft. |
| - 2017: Placed on the 60-day disabled list (Tommy John Surgery), April 2; Removed from the 60-day disabled list, Nov. 6; Signed by Texas as a Minor League free agent, Dec. 4. |
| - 2018: Signed by Colorado as a Minor League free agent, Dec. 3. |

COMPLETE GAMES (1)		
Date	Opp.	Runs Allowed
6/5/15	at KC	0

46

Ht: 6-4 Wt: 238 B/T: R/R
Opening Day Age: 28
Born: Oct. 18, 1990 in Arecibo, P.R.
Major League Service: 1.000
Contract: Through 2019
Obtained: Selected in the 21st round of the 2012 First-Year Player Draft
Pronunciation: RYE-in



RAYAN GONZÁLEZ

Right-Handed Pitcher

CAREER HIGHLIGHTS

- Third Major League Spring Training in 2019, after missing all of 2017 due to Tommy John surgery
- Named an Arizona Fall League Rising Star as a member of the Salt River Rafters in 2016
- Recorded his first career win April 12, 2013, as a member of the Low-A Asheville Tourists

2018: Spent the season on the 60-day disabled list (recovery from Tommy John surgery) and made two rehab stints with High-A Lancaster and Double-A Hartford.

- Between the two rehab stints, appeared in 22 games, going 0-1 with a 5.40 ERA (20.0 IP, 12 ER), eight walks and 19 strikeouts.

2017: Missed the entire 2017 season due to Tommy John surgery.

2016: Spent the season with Double-A Hartford and made a club-high 46 appearances.

- Went 2-2 with a 3.12 ERA (52.0 IP, 18 ER), 23 walks and 49 strikeouts.
- Posted a 2.31 ERA (11.2 IP, 3 ER) in 11 relief appearances for the Arizona Fall League's Salt River Rafters ... scored upon three times ... struck out 11, walked two and allowed one home run.
- Arizona Fall League Rising Star ... made 11 appearances in the AFL, allowing three earned runs in 11.2 innings.

2015: Made 22 relief appearances and registered one save for High-A Modesto.

- Had three stints on the seven-day disabled list
- Went 1-3 with a 6.45 ERA (22.1 IP, 16 ER), 13 walks and 25 strikeouts.

2014: His 50 relief appearances were the most on High-A Modesto and fifth-most in the California League.

- Finished with the most saves on High-A Modesto (11) and the seventh-most in the California League.
- Went 4-2 with a 2.41 ERA (33.2 IP, 9 ER) in the first half of the season.

2013: Made 49 appearances with Low-A Asheville, the most on the club.

- Recorded his first career win on April 12 vs. West Virginia ... his 12 saves were second-most on the club.
- Finished the season with a 2.68 ERA (53.2 IP, 16 ER), allowing 20 walks and a career-high 70 strikeouts.

2012: Pitched in 22 games for Rookie Level Grand Junction in his first professional season.

- Recorded a 6.75 ERA (24.0 IP, 18 ER), allowing 15 walks and 27 strikeouts over the season.

PERSONAL: Rayan González ... resides in Port Orange, Fla., during the offseason with his wife Alexa Gonzalez.

- Started playing baseball at three years old ... his grandfather, Wilfredo Gonzalez, was his biggest motivator.
- In his free time, he enjoys watching his favorite TV shows, which include "Walking Dead," "Ozark" and "Game of Thrones."
- He and his wife enjoy salsa dancing.

HIGH SCHOOL/COLLEGE: Attended Antonio Luchetti High School in his hometown of Arecibo, P.R. and went on to attend Bethune-Cookman College in Daytona Beach, Fla.

 @GONZO_RAYAN

 @RAYANG34

(GONZÁLEZ, continued)

GONZÁLEZ'S CAREER RECORD

Year	Team	W	L	ERA	G	GS	CG	SHO	GF	SV	IP	H	R	ER	HR	HB	BB	IBB	SO	WP	BK
2012	Grand Junction	0	3	6.75	22	0	0	0	4	0	24.0	33	25	18	3	1	15	0	27	6	0
2013	Asheville	2	3	2.68	49	0	0	0	30	12	53.2	51	22	16	0	2	21	0	70	15	1
2014	Modesto	4	5	3.99	50	0	0	0	32	11	56.1	65	28	25	0	1	22	0	64	10	0
2015	Modesto	1	3	6.45	22	0	0	0	9	1	22.1	27	19	16	1	0	13	1	25	8	0
2016	Hartford	2	2	3.12	46	0	0	0	15	1	52.0	44	18	18	2	3	23	2	49	5	0
2017	DID NOT PITCH	-	-	-	-	-	-	-	-	-	-	-	-	-	-	-	-	-	-	-	-
2018	Lancaster #	0	0	6.75	3	0	0	0	0	0	2.2	3	2	2	0	0	0	0	2	0	0
	Hartford #	0	1	5.19	19	0	0	0	0	0	17.1	19	11	10	4	1	8	0	17	0	1
Minor League Totals		9	17	4.14	211	0	0	0	90	25	228.1	242	125	105	10	8	102	3	254	44	2

Minor League rehab

GONZÁLEZ'S CAREER TRANSACTIONS

- 2012: Selected by Colorado in the 21st round of the First-Year Player Draft (signed by John Cedarburg).
- 2018: Placed on the 60-day disabled list (recovery from Tommy John surgery), March 12.

55

Ht: 6-4 **Wt:** 227 **B/T:** R/R
Opening Day Age: 27
Born: Nov. 5, 1991 in Shawnee, Okla.
Major League Service: 3.062
Contract: Through 2019
Obtained: Selected in the first round (third overall) of the 2013 First-Year Player Draft



JON GRAY

Right-Handed Pitcher

CAREER HIGHLIGHTS

- Seventh in club history with 520 career strikeouts
- Only Pedro Astacio (15) has more 10-plus strikeout games in franchise history than Gray's 12 outings
- The only pitcher in franchise history to have three games of 12 or more strikeouts ... also has three games in his career with double-digit strikeouts and no walks, tied for the most such games in team history (also: Jorge De La Rosa, Pedro Astacio)
- Fifth pitcher in Rockies history to make consecutive Opening Day starts (2017, 2018)
- One of five MLB pitchers to have two Opening Day starts and one playoff start over the last two years (also: Clayton Kershaw, Corey Kluber, Jon Lester, Justin Verlander)
- In 2016, set the Rockies' rookie single-season record for strikeouts with 185
- Set a Rockies and Coors Field record with 16 strikeouts in his first career complete-game shutout, Sept. 17, 2016 vs. San Diego

MAJOR LEAGUE DEBUT

8/4/15 vs. SEA

FIRST ML WIN

5/13/16 vs. NYM

2018: Made his second career Opening Day start, becoming the fifth pitcher in franchise history to start on Opening Day in consecutive years.

- The Rockies won nine consecutive starts by Gray from June 22-Aug. 22, which tied a franchise record set by Ubaldo Jiménez in 2010 for consecutive team wins in starts by a single pitcher.
- Pitched seven or more innings while allowing two or fewer earned runs in four consecutive starts July 14-Aug. 5 ... it was the longest such streak since Ubaldo Jiménez pitched a franchise-record seven such games in succession, May 3-June 6, 2010.
- Optioned to Triple-A Albuquerque on June 29 and made two starts with the Isotopes, going 1-0 with a 3.38 ERA (10.2 IP, 4 ER), four walks and 13 strikeouts ... allowed four hits and one home run.
- Went 2-0 and allowed two or fewer runs over seven or more innings pitched in each of his four starts after being recalled on July 14 ... went 4-2 with a 4.68 ERA (73.0 IP, 38 ER) with 22 walks and 58 strikeouts in 13 starts in the second half, after going 8-7 with a 5.44 ERA (99.1 IP, 60 ER), 30 walks and 125 strikeouts in 18 starts in the first half.

2017: Made his first career Opening Day start, and his first career postseason start in the National League Wild Card Game at Arizona.

- Was on the Opening Day roster for the first time after beginning 2016 on the disabled list (abdominal strain).
- Made three starts to begin the season, allowing six runs across 12.1 innings (4.38 ERA), before being placed on the disabled list on April 14 (broken bone, left foot).
- Went 5-1 with a 3.13 ERA (46.0 IP, 16 ER), 13 walks and 41 strikeouts at home, and 5-3 with a 4.06 ERA (64.1 IP, 29 ER), 17 walks and 71 strikeouts on the road.
- Allowed three or fewer earned runs in 13 consecutive starts to end the season, the second-longest single-season streak by a Rockies starter in franchise history (longest: Ubaldo Jiménez, 14 games, 2010) ... Gray went 7-3 with a 2.64 ERA (78.1 IP, 23 ER), 16 walks and 80 strikeouts over that span.
- Started the National League Wild Card game at Arizona ... allowed four runs on seven hits in 1.1 innings pitched, the shortest start of his career.

2016: Spent his first full season in the Major Leagues, going 10-10 with a 4.61 ERA (168.0 IP, 86 ER) while setting a Rockies rookie single-season record with 185 strikeouts.

- Earned his first career win on May 13 vs. New York-NL, after allowing two runs on five hits with eight strikeouts in seven innings pitched.
- Recorded 16 quality starts, the second-most on the Rockies in 2016 (Chad Bettis with 17), and the most ever in a single season for a Rockies rookie.

GRAY

(GRAY, continued)

- Pitched his first career complete-game shutout Sept. 17 vs. San Diego, allowing four hits and no walks with a Rockies and Coors Field record 16 strikeouts ... he struck out six batters in succession between the second and third innings to set a record for the most consecutive strikeouts for a Rockies pitcher ... he struck out four batters in the second inning, the fourth time in Rockies history that four opponents struck out in one inning.
- His strikeouts per nine innings rate of 9.91 led all Major League rookies, ranked sixth in the Majors overall, and was the highest single-season rate in Rockies history.
- Struck out 10 or more batters in six starts, the second-most 10-plus strikeout games in a single season in Rockies history ... only Pedro Astacio had more games in a season (seven in 2000) ... became the first Rockies rookie with multiple games of 10 or more strikeouts in franchise history.
- Combined for 26 strikeouts between Sept. 17 vs. San Diego and Sept. 23 at Los Angeles-NL to set a new franchise record for strikeouts over two consecutive games.
- Began the season on the 15-day disabled list with an abdominal strain and was reinstated on April 22, making his start of the season that night vs. Los Angeles-NL.

2015: Made his Major League debut on Aug. 4 against Seattle, and received no decision after allowing three runs (two earned) through four innings pitched.

- Earned no decisions in his first seven Major League starts, which according to the *Elias Sports Bureau*, tied a Major League record (Al Levine) for the most starts without a decision to begin a career.
- Allowed two or fewer earned runs in each of his first three starts (2.40 ERA, 15.0 IP, 4 ER) ... allowed 14 total runs across his next three outings, Aug. 21-Sept. 2, before allowing no runs at San Diego and two runs at Los Angeles-NL in two subsequent starts.
- Went 6-6 with a 4.33 ERA (114.1 IP, 55 ER) in 21 games, 20 starts, for Triple-A Albuquerque.

2014: Spent his first full professional season at Double-A Tulsa, making 24 starts for the Drillers.

- Went 6-3 with a 3.39 ERA (69.0 IP, 26 ER), 18 walks and 61 strikeouts in 13 starts prior to the All-Star break, en route to being named a Mid-Season Texas League All-Star.
- Following the season, was named the Rockies' #1 prospect and baseball's 11th-best prospect by MLB.com, and ranked the Rockies' #2 prospect by *Baseball America*.

2013: Pitched for Rookie Level Grand Junction and High-A Modesto, after being selected third overall by the Rockies in the 2013 First-Year Player Draft.

- In his first week in High-A, was named Cal League Pitcher of the Week ... he was again named Cal League Pitcher of the Week for the week of Aug. 26.
- Following the season, *Baseball America* ranked him as the top prospect in the Rockies farm system and the pitcher with the best fastball ... MLB.com named him the 14th best prospect in baseball.

PERSONAL: Jonathan Charles Gray ... married to Janelly Kay Gray, they reside in Denver, Colo. in the offseason ... they are members of Life City Church.

- Son of Jack ... has one brother, Jack, and one sister, Brooke ... he is part Cherokee and can actually speak a little Cherokee.
- They have rescued three Yorkies ... they volunteer at Planet Pet and periodically foster animals.
- Is a heavy metal music enthusiast and enjoys golfing in his free time.

HIGH SCHOOL/COLLEGE: Graduated from Chandler High School in Chandler, Okla.

- Attended University of Oklahoma, after spending one year at Eastern Oklahoma State College.
- Nicknamed "Gray Wolf" after getting a tattoo of a wolf paw print on his left arm in college.
- Selected by the Kansas City Royals in the 13th round of the 2010 First-Year Player Draft and in the 10th round in 2011 by the New York Yankees, but did not sign either time.



@MRGRAYWOLF



@MRGRAYWOLF

2018

8.0, Aug. 5 at MIL.....
 No complete games.....
 7, 2x, last: April 20 vs. CHC.....
 7, April 9 vs. SD.....
 10, 2x, last: May 13 vs. MIL.....
 2, 5x, last: Sept. 17 at LAD.....
 5, Sept. 7 vs. LAD.....
 12, June 22 vs. MIA.....
 4, last: June 12 at PHI (10).....
 5, June 22-Sept. 1.....
 3, April 9-20.....

HIGHS AND LOWS

.....**Most IP**.....9.0, Sept. 17, 2016 vs. SD
**Low-hit CG**.....4, Sept. 17, 2016 vs. SD
**Runs**.....9, May 19, 2016 at STL
**ER**.....9, May 19, 2016 at STL
**Hits**.....10, 4x, last: May 13, 2018 vs. MIL
**HRs**.....2, 11x, last: Sept. 17, 2018 at LAD
**Walks**.....5, 2x, last: Sept. 7, 2018 vs. LAD
**Strikeouts**.....16, Sept. 17, 2016 vs. SD
**10+ Strikeout Games**.....4, last: June 12, 2018 at PHI (10)
**Win Streak**.....5, June 22-Sept. 1, 2018
**Loss Streak**.....3, April 9-20, 2018

CAREER

(GRAY, continued)

GRAY'S CAREER RECORD

Year	Team	W	L	ERA	G	GS	CG	SHO	GF	SV	IP	H	R	ER	HR	HB	BB	IBB	SO	WP	BK
2013	Grand Junction	0	0	4.05	4	4	0	0	0	0	13.1	15	8	6	0	1	2	0	15	0	1
	Modesto	4	0	0.75	5	5	0	0	0	0	24.0	10	3	2	0	0	6	0	36	1	0
2014	Tulsa	10	5	3.91	24	24	0	0	0	0	124.1	107	58	54	10	4	41	0	113	5	0
2015	Albuquerque	6	6	4.33	21	20	1	0	0	0	114.1	129	61	55	9	4	41	2	110	9	1
	COLORADO	0	2	5.53	9	9	0	0	0	0	40.2	52	26	25	4	2	14	2	40	3	0
2016	Modesto #	0	1	2.08	2	2	0	0	0	0	8.2	8	5	2	0	0	3	0	11	1	1
	COLORADO	10	10	4.61	29	29	1	1	0	0	168.0	153	92	86	18	12	59	2	185	7	0
2017	Lancaster #	0	0	0.00	1	1	0	0	0	0	4.0	4	0	0	0	0	1	0	5	1	0
	Albuquerque #	0	0	1.93	2	2	0	0	0	0	9.1	10	6	2	2	0	5	0	13	0	0
	COLORADO	10	4	3.67	20	20	0	0	0	0	110.1	113	47	45	10	2	30	0	112	3	1
2018	Albuquerque	1	0	3.38	2	2	0	0	0	0	10.2	7	5	4	1	0	4	0	13	1	0
	COLORADO	12	9	5.12	31	31	0	0	0	0	172.1	180	102	98	27	6	52	1	183	6	2
Minor League Totals		21	12	3.64	61	60	1	0	0	0	308.2	290	146	125	22	9	103	2	316	18	3
Major League Totals		32	25	4.65	89	89	1	1	0	0	491.1	498	267	254	59	22	155	5	520	19	3

Year	Team	AVG	G	AB	R	H	2B	3B	HR	RBI	SAC	SF	HBP	BB	IBB	SO	SB	CS	GIDP	OBP	SLG
2015	COLORADO	.000	9	11	1	0	0	0	0	0	0	0	0	2	0	6	0	0	0	.154	.000
2016	COLORADO	.149	26	47	2	7	2	0	0	4	6	0	0	2	0	30	0	0	0	.184	.191
2017	COLORADO	.079	19	38	3	3	0	0	1	3	4	0	0	1	0	27	0	0	0	.103	.158
2018	COLORADO	.077	29	52	2	4	2	0	0	2	6	0	0	3	0	30	0	0	0	.127	.115
Major League Totals		.095	83	148	8	14	4	0	1	9	16	0	0	8	0	93	0	0	0	.141	.142

GRAY'S CAREER POSTSEASON RECORD

Year	Series	Team	Opp	W	L	ERA	G	GS	CG	SHO	GF	SV	IP	H	R	ER	HR	HB	BB	IBB	SO	WP	BK
2017	NLWC	COL	ARI	0	1	27.00	1	1	0	0	0	0	1.1	7	4	4	1	0	0	0	2	0	0
Postseason Totals				0	1	27.00	1	1	0	0	0	0	1.1	7	4	4	1	0	0	0	2	0	0

GRAY'S CAREER FIELDING

POS.	G	GS	INN	TC	PO	A	E	DP	PCT
P	89	89	491.1	72	29	40	3	2	.958

GRAY'S CAREER TRANSACTIONS

- 2010: Selected by Kansas City in the 13th round of the First-Year Player Draft, but did not sign.
- 2011: Selected by New York-AL in the 10th round of the First-Year Player Draft, but did not sign.
- 2013: Selected by Colorado in the first round (third overall) of the First-Year Player Draft (signed by Jesse Retzlaff).
- 2016: Placed on the 15-day disabled list (abdominal strain), April 3; sent to Minors for rehabilitation (Modesto), April 10; recalled from Minors rehab, April 22.
- 2017: Placed on 10-day disabled list (broken bone in left foot), April 14; sent to Minors for rehabilitation (Lancaster, Albuquerque), June 14; recalled from Minors rehab, June 30.

10+ STRIKEOUT GAMES (12)

Date	Opp.	Strikeouts
4/22/16	LAD	10
5/2/16	at SD	11
6/5/16	at SD	12
8/23/16	at MIL	10
9/17/16	SD	16
9/23/16	at LAD	10
6/30/17	at ARI	10
9/12/17	at ARI	10
4/25/18	SD	11
5/13/18	MIL	10
6/12/18	at PHI	10
6/22/18	MIA	12

COMPLETE GAMES (1)

Date	Opp.	Runs Allowed
9/17/16	SD	0

HOME RUNS (1)

Date	Opp.	Pitcher
7/5/17	CIN	Scott Feldman

83

Ht: 6-4 **Wt:** 217 **B/T:** L/L
Opening Day Age: 26
Born: June 13, 1992 in Whitby, Ontario, Canada
Major League Service: 0.000
Contract: Through 2019
Obtained: Signed as Minor League free agent,
 Nov. 15, 2016



EVAN GRILLS

Left-Handed Pitcher / Non-Roster Invitee

GRILLS

CAREER HIGHLIGHTS

- First Major League Spring Training in 2019
- Eight seasons with Houston (2010-2016) and Colorado (2018), originally drafted by the Astros
- A 2016 MiLB.com Organization All-Star and Mid-Season All-Star with Double-A Corpus Christi in the Houston organization
- Played in the Puerto Rican Winter League (2016-17)

2018: In his first season in the Rockies system, posted a 3.90 ERA in 16 starts with Double-A Hartford.

- Began the season at extended Spring Training and was assigned to the Yard Goats on June 6, first Minor League game since 2016 after undergoing elbow surgery.
- His 3.90 ERA included a 2.54 clip at home.
- Allowed two or fewer runs in 12 of 16 starts. ... notched eight quality starts.
- In his fourth start, worked six scoreless as Hartford blanked Richmond, 5-0 ... gave up six hits, walking three and striking out three.
- Was 2-3 with a 3.56 ERA (34.1 IP, 12 ER) in the second half.

2017: Did not pitch after signing with Colorado as a Minor League free agent ... was recovering from Tommy John surgery caused by injury during the 2016 Puerto Rican Winter League.

2016: Seventh season in the Houston Astros system, reaching Triple-A Fresno.

- Pitched at three levels inside the Astros system, going 9-8 with a 3.71 ERA in 24 games (19 starts).
- Honored as an MiLB.com Organization and Texas League Mid-Season All-Star for Double-A Corpus Christi.
- Named Texas League Pitcher of the Week May 9-15, after tossing a complete-game shutout May 13.

2015: Spent the entire season at High-A Lancaster, pitching in 13 games with nine starts.

- Twice placed on the 7-day disabled list.
- Was 3-4 with a 7.44 ERA (32.2 IP, 27 ER) as a starter, and 0-1 with a 6.57 ERA (12.1 IP, 9 ER) in relief.

2014: Pitched for Low-A Quad Cities before reaching High-A for the first time.

- Quad Cities Pitcher of the Month in June, after recording a 0.95 ERA (19.0 IP, 2 ER) in four appearances, two starts.

2013: Ranked tied for first in the New York-Penn League in wins.

- Gave up more than three runs in just one of his 16 outings ... held lefties to a .237 average.

2012: Made 37 relief appearances for Low-A Lexington, third-most on the club.

- Was 2-1 with a 1.23 ERA (14.2 IP, 2 ER) in eight games in June ... allowed no runs May 31-June 24, over seven games.

2011: Spent his second consecutive season with the GCL Astros.

- Club's Pitcher of the Month in June ... 2-0 with a 1.84 ERA (14.2 IP, 3 ER) in four August games (two starts).

2010: Professional debut in the Gulf Coast League after being drafted in the 10th round by Houston.

PERSONAL: Evan B. Grills ... son of Peter and Cheryl ... married to Stephanie, they reside in Ontario, Canada during the offseason.

- In his free time, enjoys listening to music, reading and writing.

HIGH SCHOOL/COLLEGE: Attended Sinclair Secondary School in Whitby, Ontario, Canada.

- Played for the Canada Junior National Team, joining the squad for the time at 14 years old.

GRILLS, continued)

GRILLS' CAREER RECORD

Year	Team	W	L	ERA	G	GS	CG	SHO	GF	SV	IP	H	R	ER	HR	HB	BB	IBB	SO	WP	BK
2010	GCL Astros	0	2	8.76	6	4	0	0	0	0	12.1	20	14	12	0	4	7	0	15	0	0
2011	GCL Astros	3	1	3.00	13	2	0	0	4	0	33.0	33	13	11	1	2	7	0	29	3	0
2012	Lexington	4	1	4.92	37	0	0	0	11	0	71.1	81	40	39	11	4	23	0	42	8	0
2013	Tri-City	7	1	3.34	16	8	0	0	3	0	62.0	66	28	23	4	6	12	0	54	1	0
2014	Quad Cities	3	3	2.70	16	10	2	0	1	1	76.2	84	28	23	4	2	11	0	47	1	1
	Lancaster	2	3	4.70	10	6	0	0	2	2	44.0	58	33	23	6	6	4	0	26	2	1
2015	Lancaster	3	5	7.20	13	9	0	0	2	0	45.0	59	40	36	7	3	16	0	36	1	0
2016	Lancaster	3	1	3.47	5	3	0	0	2	0	23.1	16	10	9	4	1	6	1	21	0	1
	Corpus Christi	5	5	3.99	16	13	1	1	1	1	94.2	94	47	42	13	1	16	1	69	2	1
	Fresno	1	2	2.55	3	3	0	0	0	0	17.2	21	8	5	3	1	1	0	10	0	1
2018	Hartford	4	5	3.90	16	16	0	0	0	0	85.1	89	38	37	8	7	16	0	81	3	0
Minor League Totals		35	29	4.14	151	74	3	1	26	4	565.1	621	299	260	61	37	119	2	430	21	5

GRILLS' CAREER TRANSACTIONS

- 2010: Selected by Houston in the 10th round of the First-Year Player Draft.
- 2016: Signed by Colorado as a Minor League free agent, Nov. 11.

1

Ht: 5-11 **Wt:** 188 **B/T:** R/R
Opening Day Age: 24
Born: Oct. 10, 1994 in Reno, Nev.
Major League Service: 0.051
Contract: Through 2019
Obtained: Selected in the third round of the 2016 First-Year Player Draft



GARRETT HAMPSON

Infielder

CAREER HIGHLIGHTS

- Made his Major League debut at Arizona on July 21, 2018 ... recorded his first hit, an RBI double
- Has batted .300 or better at every Minor League stop ... in 305 career Minor League games, has batted .315 with 123 stolen bases and 23 times caught stealing
- Rated the #4 Rockies prospect by MLB.com and the #2 Rockies prospect by *Baseball America*
- In 2017, was named an MiLB.com Organization All-Star, a High-A California League Post-Season All-Star and a California League Mid-Season All-Star
- In 2016, was named a Mid-Season and Post-Season All-Star in the Short-Season Northwest League, and was named a *Baseball America* Short-Season All-Star

HAMPSON

MAJOR LEAGUE DEBUT

7/21/18 at ARI

FIRST ML HIT

7/21/18 at ARI (double, Zack Godley)

2018: Had his contract purchased from Triple-A Albuquerque on July 21 and made his Major League debut at Arizona, starting at second base that night ... first hit was an RBI double in the fifth inning.

- Appeared in 24 games across three stints with the Rockies in his first Major League season ... started five games at shortstop and five games at second base ... hit safely in eight of his 10 starts, batting .313 (10-for-32) with a .421 on-base percentage.
- Made his postseason debut in the NLDS, appearing as a pinch-runner in Game 1 of the NLDS ... grounded out in a pinch-hit at-bat in Game 3.
- Began the season with Double-A Hartford before being promoted to Albuquerque on May 17 ... in 110 games between the two stops, batted .311 (138-for-444) with 25 doubles, six triples, 10 home runs, 40 RBI, 51 walks and 36 stolen bases.

2017: Spent the entire season with High-A Lancaster, where he was named a California League Mid-Season and Post-Season All-Star.

- Finished in the California League in runs (113) and triples (12), tied for in multi-hit games (55), second in batting average (.326) and stolen bases (51), and third in on-base percentage (.387).
- Hit .400 (52-for-104) with runners in scoring position ... started 71 games at second base and 55 games at shortstop.
- Batted .321 (9-for-28) in seven postseason games, with walks and two strikeouts.
- Named California League Player of the Week on Aug. 13, after going 11-for-25 (.440) with one home run, one triple, two doubles and five steals over six games.

2016: In his first professional season, was named a Northwest League Mid-Season and Post-Season All-Star.

- Led the Northwest League in walks, triples and stolen bases, placed third in on-base percentage and in total bases ... his 36 stolen bases tied the Hawks franchise record.
- Named a *Baseball America* Short-Season All-Star after the season.
- Went 3-for-4 with a triple in his professional game, June 20 vs. Salem-Keizer.
- Recorded his career multi-home run game Sept. 2 vs. Everett.

(HAMPSON, continued)

PERSONAL: Garrett Reese Hampson ... son of Chris and Marjie ... has an older brother, Colton ... resides in Reno, Nev., in the offseason.

- His hobbies include g hunting and playing video games.
- As a kid, he used to hunt and with his dad and brother.

HIGH SCHOOL/COLLEGE: Graduated from Reno High School, where he was originally selected by Washington in the 26th round of the 2013 First-Year Player Draft, but did not sign.

- Attended Long Beach State, where he majored in consumer affairs.
- Played for the USA Collegiate National Team in 2015.



@GHAMP2



@GHAMP2

HIGHS AND LOWS

Hits..... 2, 2x, last: Sept. 23, 2018 at ARI
 Home Runs..... None
 RBI..... 1, 4x, last: Sept. 24, 2018 vs. PHI
 Hit Streak..... 3, 2x, last: Sept. 22-24, 2018
 Runs..... 1, 3x, last: Sept. 18 at LAD
 Doubles 1, 3x, last: Sept. 24, 2018 vs. PHI
 Triples 1, July 25, 2018 vs. HOU
 Total Bases 3, 2x, last: Sept. 23, 2018
 Walks..... 1, 7x, last: Sept. 21, 2018 at ARI
 Strikeouts..... 2, Sept. 21, 2018 at ARI
 Stolen Bases 1, 2x, last: Sept. 18, 2018 at LAD

HAMPSON'S CAREER RECORD

Year	Team	AVG	G	AB	R	H	2B	3B	HR	RBI	SAC	SF	HBP	BB	IBB	SO	SB	CS	GIDP	OBP	SLG
2016	Boise	.301	68	256	43	77	14	8	2	44	0	7	1	48	1	56	36	4	1	.404	.441
2017	Lancaster	.326	127	533	113	174	24	12	8	70	4	8	2	56	1	77	51	14	2	.387	.462
2018	Hartford	.304	38	148	28	45	8	2	4	15	3	0	0	21	0	17	19	1	1	.391	.466
	Albuquerque	.314	72	296	53	93	17	4	6	25	3	2	1	30	0	58	17	4	4	.377	.459
	COLORADO	.275	24	40	3	11	3	1	0	4	0	0	1	7	0	12	2	0	0	.396	.400
Minor League Totals		.315	305	1419	237	389	63	26	20	154	10	17	4	155	2	208	123	23	8	.389	.457
Major League Totals		.275	24	40	3	11	3	1	0	4	0	0	1	7	0	12	2	0	0	.396	.400

HAMPSON'S CAREER POSTSEASON RECORD

Year	Series	Team	Opp.	AVG	G	AB	R	H	2B	3B	HR	RBI	SAC	SF	HBP	BB	IBB	SO	SB	CS	GIDP	OBP	SLG
2018	NLDS	COL	MIL	.000	2	1	1	0	0	0	0	0	0	0	0	0	0	0	0	0	0	.000	.000
Postseason Totals				.000	2	1	1	0	0	0	0	0	0	0	0	0	0	0	0	0	0	.000	.000

HAMPSON'S CAREER FIELDING

Pos.	G	GS	INN	TC	PO	A	E	DP	PCT
2B	7	5	47.0	27	9	16	2	3	.926
SS	8	5	49.1	16	1	14	1	1	.938
CF	1	0	3.0	0	0	0	0	0	---

HAMPSON'S CAREER TRANSACTIONS

- 2013: Selected by Washington in the 26th round of the First-Year Player Draft, but did not sign.
- 2016: Selected by Colorado in the third round of the First-Year Player Draft (signed by Matt Hattabaugh).

43

Ht: 6-5 **Wt:** 238 **B/T:** L/L
Opening Day Age: 25
Born: Feb. 21, 1994 in Mansfield, Texas
Major League Service: 0.000
Contract: Through 2019
Obtained: Selected in the 15th round of the 2015 First-Year Player Draft



SAM HILLIARD

Outfielder

HILLIARD

CAREER HIGHLIGHTS

- Named to a Minor League All-Star team each of his last three seasons (2018 Double-A Eastern League, 2017 High-A California League, 2017 Low-A South Atlantic League)
- Rated the #9 Rockies prospect by MLB.com and the #10 Rockies prospect by *Baseball America*
- Added to the Rockies 40-man roster, Nov. 20, 2018
- One of five players in the Minor Leagues with at least 20 homers and 30 steals in 2017
- Garnered two Player of the Week Awards: May 1-7, 2017 with High-A Lancaster and May 23-29, 2016 with Low-A Asheville

2018: Named a Mid-Season All-Star in the Eastern League in his first season with Double-A Hartford.

- Appeared in 121 games, the second-most on the club ... batted .262 (114-for-435) with 22 doubles, three triples, nine home runs, 40 RBI and 23 stolen bases ... ranked sixth in the league stolen bases.
- Appeared in 16 games with the Salt River Rafters in the Arizona Fall League, batted .328 with two doubles, two triples, two home runs, 14 RBI and two stolen bases ... was named to the AFL All-Prospect Team.
- Was added to the Rockies 40-man roster, November 20.

2017: Named a California League Mid-Season All-Star.

- Ranked second in the California League in games played (133) and RBI (92), and third in stolen bases (37).
- One of players in the Minor Leagues with at least 20 home runs and 30 stolen bases.
- Named the California League Player of the Week for May 1-7.

2016: Named a Low-A South Atlantic League Mid-Season All-Star.

- Tied for the league-lead in RBI (83) with teammate Brian Mundell, and in the top 10 in games played (127), runs (71), home runs (17), stolen bases (30), total bases (207) and slugging percentage (.449).

2015: Spent his first professional season with Rookie Level Grand Junction.

- Led the club in triples, RBI, slugging percentage and walks.

PERSONAL: Samuel Bauman Hilliard ... has two older brothers, Blake and Max ... resides in Westworth Village, Texas in the offseason.

- His father played football at the University of Texas and his mother was Miss Texas 1984 and runner-up to Miss America.
- His hobbies include golfing, traveling, hunting and fishing.

HIGH SCHOOL/COLLEGE: Attended High School in Texas.

- Finished his collegiate career at Wichita State after playing at Navarro College (Texas) in 2013 and Crowder College (Mo.) in 2014 ... studied business management.



@SAMHILLIARD25



@SENORSAMUELSON

HILLIARD'S CAREER RECORD

Year	Team	AVG	G	AB	R	H	2B	3B	HR	RBI	SAC	SF	HBP	BB	IBB	SO	SB	CS	GIDP	OBP	SLG
2015	Grand Junction	.306	60	222	45	68	13	8	7	42	0	4	0	36	0	55	12	4	4	.397	.532
2016	Asheville	.267	127	461	71	123	23	5	17	83	4	3	3	56	3	150	30	12	6	.348	.449
2017	Lancaster	.300	133	536	95	161	23	7	21	92	5	4	2	50	2	154	37	17	2	.360	.487
2018	Hartford	.262	121	435	58	114	22	3	9	40	4	2	2	41	2	151	23	14	4	.327	.389
Minor League Totals		.282	441	1654	269	466	81	23	54	257	13	13	7	183	7	510	102	47	16	.353	.456

HILLIARD'S CAREER TRANSACTIONS

- 2014: Selected by Minnesota in the 31st round of the First-Year Player Draft, but did not sign.
- 2015: Selected by Colorado in the 15th round of the First-Year Player Draft (signed by Brett Baldwin).

34

Ht: 6-5 Wt: 227 B/T: R/R
Opening Day Age: 26
Born: Jan. 8, 1993 in Latham, N.Y.
Major League Service: 1.034
Contract: Through 2019
Obtained: Acquired via trade with Toronto in a four-player trade, July 28, 2015



JEFF HOFFMAN

Right-Handed Pitcher

HOFFMAN

CAREER HIGHLIGHTS

- Acquired from the Blue Jays in a six-player deal, July 28, 2015, that included Troy Tulowitzki
- Underwent Tommy John surgery prior to Major League Baseball's First-Year Player Draft in 2014 ... was shut down after experiencing arm soreness in April of his final collegiate season
- Made his Major League debut for the Rockies in just his second professional season in 2015

MAJOR LEAGUE DEBUT

8/20/16 vs. CHC

FIRST ML WIN

5/11/17 vs. LAD

2018: Made one start and five relief appearances across two stints with the Rockies.

- Began the season on the 10-day disabled list (right shoulder inflammation), before being reinstated and sent to Triple-A Albuquerque on April 28.
- Was first recalled by the Rockies on June 8 and made five relief appearances, going 0-0 with a 10.13 ERA (5.1 IP, 6 ER), six walks and three strikeouts ... had three scoreless outings, allowed one run one time, and allowed five runs over 0.1 innings of work on June 18 vs. New York-NL.
- Made one start for the Rockies on July 13 vs. Seattle and allowed three runs on eight hits with one walk and two strikeouts over 3.1 innings of work in the Rockies' 10-7 win.
- In 21 starts with Albuquerque, went 6-8 with a 4.94 ERA (105.2 IP, 58 ER), 47 walks and 102 strikeouts.

2017: In five stints with the Rockies, went 6-5 with a 5.89 ERA (99.1 IP, 65 ER) across 23 appearances, 16 starts.

- In his 16 starts, went 6-5 with a 5.28 ERA (90.1 IP, 53 ER) ... was 0-0 with a 12.00 ERA (9.0 IP, 12 ER) across seven relief appearances.
- Recorded his first Major League win May 11 vs. Los Angeles-NL, starting a streak of four consecutive wins.
- Allowed one run in four consecutive starts May 22-June 15, going 3-0 with a 1.42 ERA (25.1 IP, 4 ER).
- Pitched a career-high seven innings five times, including recording consecutive seven-inning starts two separate times ... pitched seven innings in consecutive starts at Coors Field on July 3 vs. Cincinnati and July 8 vs. Chicago-AL, after never working more than 5.1 innings at home.
- In eight starts with Triple-A Albuquerque, went 3-3 with a 4.71 ERA (49.2 IP, 26 ER), 19 walks and 47 strikeouts.

2016: Made his Major League debut, pitching for Colorado in eight games with six starts after spending most of the campaign with Triple-A Albuquerque.

- Made his Major League debut on Aug. 20 vs. Chicago-NL at Coors Field ... allowed seven hits and seven runs (six earned) with one walk and two strikeouts ... struck out Jorge Soler to end the second inning for his career strikeout.
- Pitched three scoreless innings in his debut before a four-run fourth ... allowed a three-run home run to Kris Bryant in the fifth inning.
- 0-4 with a 5.27 ERA (27.1 IP, 16 ER) in six starts ... no decisions and a 2.25 ERA (4.0 IP, 1 ER) in two relief appearances.
- Spent most of 2016 at Albuquerque, going 6-9 with a 4.02 ERA (118.2 IP, 53 ER) in 22 starts ... was 4-4 with a 3.02 ERA (62.2 IP, 21 ER) in 11 road starts, 2-5 with a 5.14 ERA (56.0 IP, 32) in 11 home outings.
- His 124 strikeouts and 9.4 strikeouts per nine innings both ranked second in the Pacific Coast League at the time he joined the Rockies' roster.

2015: Made 13 starts for the Blue Jays organization before being traded to the Rockies in a six-player deal on July 27.

- In 20 total starts combined among all three clubs, went 5-5 with a 3.03 ERA (104.0 IP, 35 ER) in his first season pitching professionally.

(HOFFMAN, continued)

PERSONAL: Jeffrey Robert Hoffman, son of Jeff Hoffman and Michelle Hoffman-Krege ... has two siblings, brother Tyler and sister Arianna

- Married to Marissa, they reside in Scottsdale, Ariz., in the offseason
- Enjoys playing golf and X-Box in his free time.
- Had two grandfathers serve in the military, one in Vietnam and the other in Korea ... his uncle is in the Navy.

HIGH SCHOOL/COLLEGE: Attended Shaker High School in Latham, N.Y., where he lettered in baseball and basketball ... had his number retired by the school in 2017.

- Majored in sports management at East Carolina University and was named to the ECU Director of Athletics Honor Roll in 2012.

 @HOFF_23

 @JEFFHOFFMAN23

HOFFMAN

2018

HIGHS AND LOWS

CAREER

3.1, July 13 vs. SEA.....	Most IP	7.0, 5x, last: Aug. 6, 2017 vs. PHI
None.....	Low-hit CG	None
5, June 18 vs. NYM.....	Runs	9, June 21, 2017 vs. ARI
5, June 18 vs. NYM.....	ER	9, June 21, 2017 vs. ARI
8, July 13 vs. SEA.....	Hits	9, July 21, 2017 vs. PIT
None.....	HRs	4, Aug. 17, 2017 vs. ATL
3, June 18 vs. NYM.....	Walks	4, 3x, last: Oct. 1, 2017 vs. LAD
2, 2x, last: July 13 vs. SEA.....	Strikeouts	9, June 4, 2017 at SD
None.....	10+ Strikeout Games	None
No wins.....	Win Streak	4, May 11-June 10, 2017
No losses.....	Losing Streak	4, 2x, last: July 21-Aug. 17, 2017

HOFFMAN'S CAREER RECORD

Year	Team	W	L	ERA	G	GS	CG	SHO	GF	SV	IP	H	R	ER	HR	HB	BB	IBB	SO	WP	BK	
2015	Dunedin	3	3	3.21	11	11	0	0	0	0	56.0	59	20	20	4	3	15	0	38	6	0	
	New Hampshire	0	0	1.54	2	2	0	0	0	0	11.2	9	2	2	0	0	2	0	8	0	0	
	New Britain	2	2	3.22	7	7	0	0	0	0	36.1	27	14	13	3	2	10	1	29	1	0	
2016	Albuquerque	6	9	4.02	22	22	0	0	0	0	118.2	117	60	53	11	7	44	0	124	5	0	
	COLORADO	0	4	4.88	8	6	0	0	0	0	31.1	37	29	17	7	0	17	1	22	4	0	
2017	Albuquerque	3	3	4.71	10	10	0	0	0	0	49.2	44	31	26	3	5	19	0	47	8	0	
	COLORADO	6	5	5.89	23	16	0	0	3	0	99.1	106	66	65	15	4	40	1	82	2	0	
2018	Lancaster #	0	0	6.00	1	1	0	0	0	0	3.0	5	2	2	0	1	0	0	2	0	0	
	Albuquerque	6	8	4.94	21	21	0	0	0	0	105.2	105	60	58	9	3	47	0	102	3	1	
	COLORADO	0	0	9.35	6	1	0	0	1	0	8.2	15	9	9	0	0	7	1	5	1	0	
Minor League Totals		20	25	4.11	74	74	0	0	0	0	381.0	366	189	174	30	21	137	1	350	23	1	
Major League Totals		6	9	5.88	37	23	0	0	4	0	139.1	158	104	91	22	4	64	3	109	7	0	
# Minor League rehab																						

Year	Team	AVG	G	AB	R	H	2B	3B	HR	RBI	SAC	SF	HBP	BB	IBB	SO	SB	CS	GIDP	OBP	SLG
2016	COLORADO	.000	8	8	0	0	0	0	0	0	1	0	0	0	0	2	0	0	0	.000	.000
2017	COLORADO	.091	23	33	1	3	1	0	0	1	3	0	0	0	0	17	0	0	1	.091	.121
2018	COLORADO	----	6	0	0	0	0	0	0	0	1	0	0	0	0	0	0	0	0	----	----
Major League Totals		.073	37	41	1	3	1	0	0	1	5	0	0	0	0	19	0	0	1	.073	.098

HOFFMAN'S CAREER FIELDING

POS.	G	GS	INN	TC	PO	A	E	DP	PCT
P	37	23	139.1	26	8	16	2	2	.923

HOFFMAN'S CAREER TRANSACTIONS

- 2014: Selected by Toronto in the first round (ninth overall) of the First Year Player Draft.
- 2015: Acquired by Colorado from Toronto along with RHP Miguel Castro, RHP Jesus Tinoco and SS José Reyes in exchange for RHP LaTroy Hawkins and SS Troy Tulowitzki, July 28.
- 2018: Placed on the 10-day disabled list (right shoulder inflammation), March 29; sent to Minors for rehabilitation (Lancaster), April 10; reinstated from the 10-day disabled list and optioned to Minors (Albuquerque), April 28.

61

Ht: 6-4 **Wt:** 199 **B/T:** R/L
Opening Day Age: 26
Born: March 5, 1993 in Cartersville, Ga.
Major League Service: 0.048
Contract: Through 2019
Obtained: Selected in the third round of the 2014 First-Year Player Draft



SAM HOWARD

Left-Handed Pitcher / Non-Roster Invitee

CAREER HIGHLIGHTS

- Made his Major League debut June 10, 2018 vs. Arizona
- Named an MiLB.com Organization All-Star in 2017 and 2015
- Named a Mid-Season All-Star in the California League in 2016
- Pitched a complete-game shutout in 81 pitches as a member of Low-A Asheville, July 27, 2015

MAJOR LEAGUE DEBUT

6/10/18 vs. ARI

2018: Made four relief appearances for the Rockies, including his Major League debut on June 10 vs. Arizona.

- Allowed one run on five hits in four relief appearances across three stints ... tossed a scoreless inning in each of his first three relief appearances before allowing his first run Sept. 29 vs. Washington.
- Tossed a scoreless inning in his Major League debut June 10 vs. Arizona.
- Went 3-8 with a 5.06 ERA (96.0 IP, 54 ER), 34 walks and 80 strikeouts in 21 starts with Triple-A Albuquerque.

2017: Attended his first Major League Spring Training, before splitting the season between Double-A Hartford and Triple-A Albuquerque

- Named an MiLB.com Organization All-Star ... began the season in Hartford prior to making his Triple-A debut on June 16 ... made his strongest Triple-A start on July 4, holding Sacramento scoreless on three hits over eight innings pitched with no walks and a career-high-tying 10 strikeouts.
- Added to the 40-man roster on Nov. 20.

2016: Split the season between High-A Modesto and Double-A Hartford, going a combined 9-9 with a 3.35 ERA (156.0 IP, 58 ER) and a career-high 140 strikeouts.

- Named a Mid-Season All-Star in the High-A California League, after going 4-3 with a 2.47 ERA (65.2 IP, 18 ER) in 11 starts with Modesto ... held opponents to a .184 batting average.
- In his last 10 starts with Double-A Hartford, went 5-1 with a 2.72 ERA (59.2 IP, 18 ER) ... pitched seven innings in each of his last three starts of the season.

2015: Made 25 starts with Low-A Asheville, going 11-9 with a 3.43 ERA (134.0 IP, 51 ER) and 122 strikeouts, the most in the South Atlantic League.

- Named MiLB.com Organization All-Star.
- Pitched a complete-game shutout in only 81 pitches July 27 vs. Rome ... allowed four hits and no walks with five strikeouts across nine innings.

2014: Went 1-3 with a 5.40 ERA (53.1 IP, 32 ER) across 14 appearances, 13 starts, with Rookie Level Grand Junction in his first professional season.

- Pitched into the sixth inning in each of his last two starts of the season, allowing a combined three runs in 11.1 innings pitched.

PERSONAL: Sam James Howard ... son of Tom and Beverly ... resides in Cartersville, Ga., in the offseason.
• Hobbies include hunting, fishing and playing golf.
• His brother, Jack, played golf at the Air Force Academy and now flies the F-16 Fighting Falcon.

HIGH SCHOOL/COLLEGE: Attended and played baseball at Cartersville High School.
• Attended Georgia Southern University for three years, prior to being drafted by the Rockies.



@SAM_HOWARD32

(HOWARD, continued)

HIGHS AND LOWS

Most IP	1.0, 4x, last: Sept. 29, 2018 vs. WAS
Low-hit CG	None
Runs	1, Sept. 29, 2018 vs. WAS
ER	1, Sept. 29, 2018 vs. WAS
Hits	2, Sept. 29, 2018 vs. WAS
HRs	None
Walks	2, Sept. 29, 2018 vs. WAS
Strikeouts	1, Sept. 17, 2018 at LAD
10+ Strikeout Games	None
Win Streak	No wins
Losing Streak	No losses

HOWARD'S CAREER RECORD

Year	Team	W	L	ERA	G	GS	CG	SHO	GF	SV	IP	H	R	ER	HR	HB	BB	IBB	SO	WP	BK
2014	Grand Junction	1	3	5.40	14	13	0	0	0	0	53.1	73	34	32	6	1	10	0	42	6	0
2015	Asheville	11	9	3.43	25	25	1	1	0	0	134.0	131	62	51	8	3	32	0	122	4	1
2016	Modesto	4	3	2.47	11	11	0	0	0	0	65.2	43	24	18	3	6	24	0	73	1	0
	Hartford	5	6	3.99	16	16	0	0	0	0	90.1	113	51	40	11	3	28	0	67	1	0
2017	Hartford	1	4	2.33	9	9	1	1	0	0	46.1	31	13	12	5	2	10	0	40	1	0
	Albuquerque	4	4	3.89	15	14	0	0	1	0	81.0	82	35	35	6	3	33	0	64	0	0
2018	Albuquerque	3	8	5.06	21	21	0	0	0	0	96.0	106	55	54	13	4	34	0	80	0	1
	COLORADO	0	0	2.25	4	0	0	0	4	0	4.0	5	1	1	0	1	3	0	1	0	0
Minor League Totals		29	37	3.84	111	109	2	2	1	0	566.2	579	274	242	52	22	171	0	488	13	2
Major League Totals		0	0	2.25	4	0	0	0	4	0	4.0	5	1	1	0	1	3	0	1	0	0

HOWARD'S CAREER FIELDING

POS.	G	GS	INN	TC	PO	A	E	DP	PCT
P	4	0	4.0	1	0	1	0	1	1.000

HOWARD'S CAREER TRANSACTIONS

- 2011: Selected by Chicago-NL in the 48th round of the First-Year Player Draft, but did not sign.
- 2014: Selected by Colorado in the third round of the First-Year Player Draft (signed by Alan Matthews).

22

Ht: 6-0 **Wt:** 230 **B/T:** R/R
Opening Day Age: 35
Born: April 8, 1983 in Providence, R.I.
Major League Service: 12.013
Contract: Through 2019
Obtained: Signed as a Major League free agent, Dec. 8, 2017



CHRIS IANNETTA

Catcher

CAREER HIGHLIGHTS

- The Rockies' all-time leader among catchers in games played (528), runs (219), hits (386), home runs (69), RBI (260) and walks (241)
- Only Rockies catcher to record four seasons with double-digit home runs (2008-09, 2014, 2018)
- Has appeared in 1,077 games at catcher since his debut in 2006, tied for the fifth-most in games played at catcher among active players.
- His .345 career on-base percentage is the fifth-best among all active catchers (min. 2,000 plate appearances)

MAJOR LEAGUE DEBUT

8/27/06 vs. SD

FIRST ML HIT

8/27/06 vs. SD (single, Jake Peavy)

FIRST ML HOME RUN

9/12/06 at SF (Jonathan Sanchez)

2018: Appeared in 110 games, his most since 2013, in his first season with the Rockies since spending the first six seasons of his career with the club (2006-11).

- Batted .224 (67-for-299) with 13 doubles, one triple, 11 home runs, 36 RBI, 50 walks and 87 strikeouts.
- Made 83 starts at catcher with the Rockies going 45-38 ... posted a 4.35 catchers ERA in 753.1 innings behind the plate.
- Reached base in 19 consecutive games from April 24-June 1, the second-longest streak of his career (26 games in 2008).
- Batted .277 (13-for-47) with a .452 on-base percentage in September, the fourth-best OBP in the NL in the month.
- Had two walk-off RBI ... drew a walk-off walk Aug. 12 vs. Los Angeles-NL and recorded a walk-off RBI single May 28 vs. San Francisco.
- Homered in the Rockies' 1-0 win July 4 vs. San Francisco ... also homered in the previous instance that Colorado won 1-0 with a solo shot, July 18, 2010 at Cincinnati.
- Started three of four postseason games at catcher.

2017: Returned to the National League on a one-year contract with Arizona, where he made his 10th Opening Day roster.

- Batted .254 (69-for-272) with 19 doubles, 17 home runs, 43 RBI and 37 walks in 89 games for Arizona.
- Recorded a career-high seven RBI on June 8 vs. San Diego, and then set a new career high on Sept. 22 vs. Miami with eight RBI ... became the 21st player (24th time) since 1913 to have multiple games with seven or more RBI in the same season.
- Of his 17 home runs, nine either tied the game or gave Arizona the lead ... 17 home runs was the second-most of his career, most since hitting 18 home runs in 2008 as a member of the Rockies.
- His 4.03 catcher's ERA ranked sixth among all NL catchers with at least 500.0 innings caught.
- Suffered a concussion on May 12 vs. Pittsburgh, following a hit by pitch, and went on the 7-day DL.

2016: Signed a one-year contract with Seattle and played in 94 games for the Mariners.

- Batted .210 (62-for-295) with 23 runs, 14 doubles, seven home runs, 24 RBI, 38 walks and 83 strikeouts.
- Reached base in each of his first five plate appearances of the season, a record to begin a season for a Mariners catcher.

2015: Appeared in 92 games in his final season with the Angels.

- Hit his 100th career home run on Sept. 19 at Minnesota off Mike Pelfrey.
- Batted a career-low .188 (51-for-272) with 28 runs, 10 doubles, 10 home runs, 34 RBI and 41 walks.

IANNETTA

(IANNETTA, continued)**2014: Appeared in the postseason for the second time in his career, and hit a solo home run in Game 1 of the ALDS vs. Kansas City.**

- Led all American League catchers (min. 350 plate appearances) with a .373 on-base percentage.
- Posted a .997 fielding percentage, which ranked second among AL catchers and was the second-highest in Angels history for a catcher.

2013: Led all Major League catchers with 68 walks.

- Named the AL Player of the Week for Sept. 9-15, becoming the first Angels catcher to win the recognition since Ellie Rodriguez in 1974 ... went 9-for-21 with seven runs, two doubles, three home runs, five RBI and two walks over the span.
- The Angels' nominee for the Branch Rickey Award for community service.

2012: Played in 79 games in his first season with the Los Angeles Angels and batted .240 (53-for-221) with nine home runs and 26 RBI.

- Was the catcher for Jered Weaver's no-hitter, May 2 vs. Minnesota.
- Was on the 15-day disabled list May 10-July 27 while recovering from surgery on his right wrist to repair a fracture sustained after being hit by a pitch on May 2 during the Weaver no-hitter ... played in four games following his injury before going on the disabled list.

2011: Appeared in a career-high 112 games for Colorado, before being traded to Los Angeles-AL at the end of the season in exchange for right-handed pitcher Tyler Chatwood.

- Set career highs in at-bats (345), runs (51), stolen bases (six) and walks (70).
- Led all National League catchers in walks, also the most walks for a catcher in Rockies history.

2010: Had two stints with the Rockies and batted .197 (37-for-188) across 61 games.

- Made the Opening Day roster for the fourth consecutive season, before being optioned to Triple-A Colorado Springs on April 27 ... was recalled May 25 and remained with the Rockies for the rest of the season.

2009: Caught 93 games, beginning the season as the starter, before acting as a backup to Yorvit Torrealba.

- Made one stint on the disabled list with a strained right hamstring, May 24-June 9.
- Hit a pinch-hit walk-off home run in the 11th inning, Sept. 29 vs. Milwaukee.

2008: Set career highs in hits (88), doubles (22), home runs (18), RBI (65), batting average (.264) and on-base percentage (.390).

- Surpassed the 100-game plateau for the first time, appearing in 104 games for the Rockies.

2007: Made the Opening Day roster for the first time and caught 67 games for the Rockies.

- Batted .255 (26-for-102) on the road as compared to .179 (17-for-95) at Coors Field.
- Hit his first career triple May 5 at Cincinnati, and finished with a career-high three triples on the season.

2006: Made his Major League debut Aug. 27 vs. San Diego and recorded his first hit and RBI in the game, appearing in 21 games for the Rockies and batting .260 (20-for-77).

- Hit his first career home run on Sept. 12 at San Francisco off Jonathan Sanchez.
- Prior to his Major League debut, split the season between Double-A Tulsa and Triple-A Colorado Springs, where he combined to hit .336 (103-for-307) with 14 home runs across 91 Minor League games.

2005: Began the season with High-A Modesto before making his Double-A debut on July 24.

- Selected by *Baseball America* as the best defensive catcher in the California League and the seventh-best prospect in the Rockies system following the season.

2004: Selected by Colorado in the fourth round of the First-Year Player Draft.

- Made his professional debut with Single-A Asheville and batted .314 (38-for-121) with five home runs and 17 RBI in 36 games played.

PERSONAL: Christopher Domenic Iannetta ... son of Domenic and Maria ... resides in Wrentham, Mass. in the offseason.

- Has two daughters, Ashlyn (8) and Kylie (5).
- Co-owns JACK Winery in Napa, Calif. with former teammate Vernon Wells.
- An alumnus of MLB's Reviving Baseball in Inner Cities.
- In his free time, enjoys reading mystery and science-fiction novels, as well as political works.
- Learning to play the guitar and enjoys hunting.

HIGH SCHOOL/COLLEGE: Attended St. Raphael Academy High School in Pawtucket, R.I.

- Majored in mathematics at the University of North Carolina.



@CHRIS_IANNETTA



@CHRIS_D_IANNETTA

(IANNETTA, continued)

2018

HIGHS AND LOWS

CAREER

3, 2x, last: Aug. 9 vs. LAD.....	Hits	4, 2x, last: Aug. 6, 2011 vs. WAS
1, 11x, last: Sept. 28 vs. WAS.....	Home Runs	2, 3x, last: Sept. 22, 2017 vs. MIA
3, 3x, last: Sept. 22 at ARI.....	RBI	8, Sept. 22, 2017 vs. MIA
5, June 28-July 4.....	Hit Streak	8, Aug. 21-Sept. 1, 2017
2, 4x, last: Sept. 25 vs. PHI.....	Runs	3, 2x, last: June 8, 2017 vs. SD
2, April 6 vs. ATL.....	Doubles	2, 13x, last: April 6, 2018 vs. ATL
1, Aug. 10 vs. LAD.....	Triples	1, 11x, last: Aug. 10, 2018 vs. LAD
6, 2x, last: Sept. 8 vs. LAD.....	Total Bases	10, 2x, last: June 8, 2016 vs. CLE
2, 6x, last: Sept. 30 vs. WAS.....	Walks	4, 2x, last: May 18, 2013 vs. CWS
3, 3x, last: July 7 at SEA.....	Strikeouts	4, 5x, last: May 31, 2017 at PIT
None.....	Stolen Bases	1, 11x, last: May 27, 2014 at SEA

IANNETTA

MULTI-HOME RUN GAMES (3)

No.	Date	Opp.	Pitcher(s)
2	5/28/11	STL	J. Garcia / B. Tallet
2	6/8/16	CLE	Carlos Carrasco
2	9/22/17	MIA	A. Conley / D. McGowan

CAREER AWARDS

American League Player of the Week 9/16/13

PINCH-HIT HOME RUNS (4)

Date	Opp.	Inning	Pitcher
6/3/08	at LAD	9	Cory Wade
9/29/09	MIL	11	David Weathers
9/4/13	TB	7	Jake McGee
5/29/17	at PIT	9	Tony Watson

WALK-OFF RBI (9)

Date	Opp.	Pitcher	Play
7/4/08	FLA	Kevin Gregg	RBI single
9/29/09	MIL	David Weathers	Two-run HR
4/14/10	NYM	Jenny Mejia	Solo HR
7/7/10	STL	Evan MacLane	Solo HR
9/20/13	SEA	Bobby LaFramboise	RBI single
4/16/14	OAK	Drew Pomeranz	Solo HR
5/11/16	TB	Steve Gritz	Solo HR
5/28/18	SF	Hunter Strickland	RBI single
8/12/18	LAD	Dylan Floro	RBI walk

GRAND SLAMS (5)

Date	Opp.	Inning	Pitcher
9/16/08	SD	6	Charlie Haeger
5/4/09	at SD	7	Cla Meredith
5/13/09	HOU	9	Geoff Geary
5/28/15	DET	7	Tom Gorzelanny
9/22/17	MIA	6	Dustin McGowan

IANNETTA'S CAREER RECORD

Year	Team	AVG	G	AB	R	H	2B	3B	HR	RBI	SAC	SF	HBP	BB	IBB	SO	SB	CS	GIDP	OBP	SLG
2004	Asheville	.314	36	121	23	38	5	1	5	17	0	0	4	27	0	29	0	1	3	.454	.496
2005	Modesto	.276	74	261	51	72	17	3	11	58	0	4	2	45	1	61	1	2	9	.381	.490
	Tulsa	.233	19	60	7	14	3	1	2	11	0	1	1	8	0	15	0	0	5	.329	.417
2006	Colorado Springs	.351	47	151	23	53	12	1	3	22	1	1	3	24	0	29	0	0	9	.447	.503
	COLORADO	.260	21	77	12	20	4	0	2	10	1	1	1	13	2	17	0	1	1	.370	.390
2007	Colorado Springs	.296	16	54	8	16	3	0	1	7	0	0	2	7	0	6	0	0	4	.397	.407
	COLORADO	.218	67	197	22	43	8	3	4	27	1	2	5	29	3	58	0	0	3	.330	.350
2008	COLORADO	.264	104	333	50	88	22	2	18	65	2	2	14	56	0	92	0	0	6	.390	.505
2009	Colorado Springs #	.333	4	15	3	4	2	0	1	3	0	0	0	2	0	6	0	0	0	.412	.667
	COLORADO	.228	93	289	41	66	15	2	16	52	1	6	11	43	3	75	0	1	4	.344	.460
2010	Colorado Springs	.349	17	63	17	22	7	0	5	21	0	1	2	10	0	10	0	0	3	.447	.698
	COLORADO	.197	61	188	20	37	6	1	9	27	0	1	4	30	2	48	1	0	4	.318	.383
2011	COLORADO	.238	112	345	51	82	17	1	14	55	2	4	5	70	5	89	6	3	10	.370	.414
2012	Salt Lake #	.273	6	22	3	6	2	0	0	2	0	0	0	3	0	7	0	0	1	.360	.364
	LOS ANGELES-AL	.240	79	221	27	53	6	1	9	26	0	1	2	29	0	60	1	3	4	.332	.398
2013	LOS ANGELES-AL	.225	115	325	40	73	15	0	11	39	0	4	2	68	2	100	0	1	8	.358	.372
2014	LOS ANGELES-AL	.252	108	306	41	77	22	0	7	43	0	5	8	54	3	91	3	0	3	.373	.392
2015	LOS ANGELES-AL	.188	92	272	28	51	10	0	10	34	0	3	1	41	1	83	0	1	11	.293	.335
2016	SEATTLE	.210	94	295	23	62	14	0	7	24	1	2	2	38	0	83	0	0	4	.303	.329
2017	ARIZONA	.254	89	272	38	69	19	0	17	43	0	1	6	37	0	87	0	0	3	.354	.511
2018	COLORADO	.224	110	299	36	67	13	1	11	36	1	3	7	50	5	87	0	0	13	.345	.385
	Minor League Totals	.306	263	903	173	276	61	8	39	167	2	8	17	150	1	189	2	3	37	.411	.520
	Major League Totals	.230	1145	3419	429	788	171	11	135	481	9	35	68	558	26	970	11	10	74	.347	.405

Minor League rehab

(IANNETTA, continued)**IANNETTA'S CAREER POSTSEASON RECORD**

Year	Series	Team	Opp.	AVG	G	AB	R	H	2B	3B	HR	RBI	SAC	SF	HBP	BB	IBB	SO	SB	CS	GIDP	OBP	SLG
2014	ALDS	LAA	KC	.100	3	10	1	1	0	0	1	1	0	0	0	1	0	2	0	0	0	.182	.400
2017	NLDS	ARI	LAD	.000	2	5	0	0	0	0	0	0	0	0	0	0	3	0	0	0	0	.000	.000
2018	NLWC	COL	CHC	.000	1	3	0	0	0	0	0	0	0	0	0	0	2	0	0	0	0	.000	.000
	NLDS	COL	MIL	.000	3	6	0	0	0	0	0	0	0	0	0	0	1	0	0	0	0	.000	.000
Postseason Totals				.042	9	24	1	1	0	0	1	1	0	0	0	1	0	8	0	0	0	.080	.167

IANNETTA'S CAREER WORLD BASEBALL CLASSIC RECORD

Year	Team	AVG	G	AB	R	H	2B	3B	HR	RBI	SAC	SF	HBP	BB	IBB	SO	SB	CS	GIDP	OBP	SLG
2009	USA	.462	4	13	4	6	1	0	1	6	0	0	0	4	0	2	0	0	0	.588	.769
WBC Totals		.462	4	13	4	6	1	0	1	6	0	0	0	4	0	2	0	0	0	.588	.769

IANNETTA'S CAREER FIELDING

POS.	G	GS	INN	TC	PO	A	E	DP	PCT	SB	CS	CS%
C	1077	995	8936.2	7886	7313	532	41	49	.995	588	191	25.0%
1B	7	1	19.0	20	19	1	0	2	1.000			
3B	4	0	12.1	2	1	1	0	0	1.000			

IANNETTA'S CAREER TRANSACTIONS

- 2004: Selected by Colorado in the fourth round of the First-Year Player Draft (signed by Jay Matthews).
- 2009: Placed on the 15-day disabled list, May 24 (strained right hamstring); sent to Minors for rehabilitation (Colorado Springs), June 2; reinstated from the disabled list, June 9 ... signed to a three-year extension through 2012, Oct. 5.
- 2011: Acquired by Los Angeles-AL from Colorado in exchange for RHP Tyler Chatwood, Nov. 30.
- 2012: Placed on the 15-day disabled list, May 11 (right wrist fracture); sent to Minors for rehabilitation (Salt Lake), July 21; reinstated from the disabled list, July 28 ... signed to a three-year extension through 2015, Oct. 5.
- 2015: Signed by Seattle to a one-year contract as a Major League free agent, Nov. 23.
- 2017: Signed by Arizona to a one-year contract as a Major League free agent, Jan. 13 ... placed on the seven-day disabled list, May 14; reinstated from the disabled list, May 20 ... signed by Colorado to a two-year contract as a Major League free agent, Dec. 8.

63

Ht: 6-4 Wt: 230 B/T: L/R
Opening Day Age: 29
Born: Aug. 30, 1989 in Beaverton, Ore.
Major League Service: 0.028
Contract: Through 2019
Obtained: Signed as a Minor League free agent,
 Nov. 18, 2016



DJ JOHNSON

Right-Handed Pitcher

CAREER HIGHLIGHTS

- Contract purchased on Sept. 4, 2018 and made his Major League debut on Sept. 9
- A Mid-Season All-Star in 2016 as a member of the Arkansas Travelers and in 2018 with the Albuquerque Isotopes
- First recipient of the Jennifer Riordan Community Award with Albuquerque in 2018
- Originally signed by the Tampa Bay Rays as a non-drafted free agent on June 24, 2010

MAJOR LEAGUE DEBUT

9/9/18 vs. LAD

FIRST ML WIN

9/25/18 vs. PHI

FIRST ML SAVE

No Major League saves

2018: Had his contract purchased from Triple-A Albuquerque on Sept. 4 and made his Major League Debut on Sept. 9.

- Made his Major League debut on Sept. 9 vs. Los Angeles-NL and struck out both batters faced ... struck out Austin Barnes for his Major League strikeout.
- Became the 10th American-born, non-drafted player to make his Major League debut with Colorado, the since Alan Johnson made his debut in a start on April 17, 2011.
- Recorded his Major League win vs. Philadelphia on Sept. 25.
- Made his career postseason appearance on Oct. 4 in Game 1 of the NLDS at Milwaukee ... pitched 0.2 innings, with one hit and two strikeouts.

2017: Made 43 relief appearances for Double-A Hartford, the second-most on the club.

- Led the team with nine holds and second with four saves.

2016: Named a Mid-Season All-Star after posting a 3.31 ERA (32.2 IP, 12 ER) with 28 strikeouts in the first half of the season.

- Made 47 relief appearances for Double-A Arkansas in the Angels organization, the most appearances in the Texas League.

2015: Spent a majority of the season with Double-A Chattanooga with the Minnesota Twins organization.

- Made seven scoreless appearances with High-A Fort Myers, going 1-0 (10.0 IP) with two walks and 10 strikeouts.
- His 38 relief appearances were the most for the Double-A club ... his 19 games ranked third.

2014: Made 12 relief appearances with High-A Fort Myers and went 2-0 with a 2.84 ERA (12.2 IP, 4 ER), four walks and 12 strikeouts.

- Recorded a career-high strikeouts on Aug. 21 at Bradenton.

2013: Did not pitch due to injury, a right elbow strain.

2012: Went a combined 4-7 with a 4.66 ERA (48.1 IP, 25 ER) between Low-A South Bend and High-A Visalia in the Diamondbacks organization.

- His 18 games and four saves for Low-A South Bend both ranked third on the team.

2011: Recorded 10 saves for Rookie Level Missoula, tied for the most saves in the Pioneer League.

- Went 1-0 with a 2.08 ERA (26.0 IP, 6 ER) with seven walks and 32 strikeouts over 20 appearances.

JOHNSON

(JOHNSON, continued)

2010: Appeared in 14 games and registered two saves for the Gulf Coast League Rays in his first professional season.

- Posted a 2.05 ERA (22.0 IP, 5 ER) with three walks and 16 strikeouts.

PERSONAL: Daniel Stuart Johnson ... hometown is Portland, Ore. ... married to Mel Johnson, they reside in Ohio during the offseason.

- In his free time, he enjoys reading his Bible, spending time with family and playing golf.

HIGH SCHOOL/COLLEGE: Graduated from Sunset High School in Beaverton, Ore.

- Attended Mt. Hood Community College in Gresham, Ore. and Western Oregon University in Monmouth, Ore.



@DJJOHNS30

JOHNSON

HIGHS AND LOWS

Most IP 2.0, Sept. 17, 2018 at LAD
Low-hit CG None
Runs 3, Sept. 29, 2018 vs. WAS
ER 3, Sept. 29, 2018 vs. WAS
Hits 5, Sept. 29, 2018 vs. WAS
HRs None
Walks 1, 2x, last: Sept. 29, 2018 vs. WAS
Strikeouts 3, Sept. 17, 2018 at LAD
10+ Strikeout Games None
Win Streak 1, Sept. 25, 2018
Losing Streak No losses

JOHNSON'S CAREER RECORD

Year	Team	W	L	ERA	G	GS	CG	SHO	GF	SV	IP	H	R	ER	HR	HB	BB	IBB	SO	WP	BK
2010	GCL Rays	0	0	2.05	14	0	0	0	4	2	22.0	24	7	5	0	1	3	1	16	3	1
2011	Traverse City*	1	0	1.54	14	0	0	0	4	0	23.1	17	6	4	1	0	12	0	18	1	0
	Missoula	1	0	2.08	20	0	0	0	13	10	26.0	16	6	6	0	4	7	0	32	3	1
2012	South Bend	2	4	3.08	21	0	0	0	18	4	26.1	25	12	9	1	1	7	2	32	8	0
	Visalia	2	3	6.55	21	0	0	0	16	3	22.0	26	16	16	6	1	12	1	28	2	2
2013	DID NOT PITCH	-	-	-	-	-	-	-	-	-	-	-	-	-	-	-	-	-	-	-	-
2014	Traverse City*	0	3	1.30	24	0	0	0	20	14	27.2	18	6	4	1	3	10	0	35	2	0
	Fort Myers	2	0	2.84	12	0	0	0	6	0	12.2	14	6	4	0	1	4	0	12	1	0
2015	Fort Myers	1	0	0.00	7	0	0	0	5	3	10.0	4	0	0	0	0	2	0	12	1	0
	Chattanooga	1	2	4.86	38	0	0	0	19	4	50.0	54	29	27	2	4	26	0	41	3	0
2016	Arkansas	4	4	4.02	47	1	0	0	25	6	69.1	78	36	31	1	5	32	3	67	12	1
2017	Hartford	1	1	2.80	43	0	0	0	16	4	64.1	53	24	20	4	7	24	2	51	5	0
2018	Albuquerque	3	5	3.90	50	0	0	0	43	18	55.1	56	27	24	5	2	15	1	84	1	0
	COLORADO	1	0	4.26	7	0	0	0	3	0	6.1	6	3	3	0	0	2	0	9	0	0
	Minor League Totals	17	19	3.57	273	1	0	0	165	54	358.0	350	163	142	19	26	132	10	375	38	4
	Independent Totals	1	3	1.41	38	0	0	0	24	14	51.0	350	163	142	19	26	132	10	375	3	0
	Major League Totals	1	0	4.26	7	0	0	0	3	0	6.1	6	3	3	0	0	2	0	9	0	0

* Independent league

JOHNSON'S POSTSEASON RECORD

Year	Series	Team	Opp	W	L	ERA	G	GS	CG	SHO	GF	SV	IP	H	R	ER	HR	HB	BB	IBB	SO	WP	BK
2018	NLDS	COL	MIL	0	0	0.00	1	0	0	0	0	0	0.2	1	0	0	0	0	0	0	2	0	0
	Postseason Totals			0	0	0.00	1	0	0	0	0	0	0.2	1	0	0	0	0	0	0	2	0	0

JOHNSON'S CAREER FIELDING

Pos.	G	GS	INN	TC	PO	A	E	DP	PCT
P	7	0	6.1	1	1	0	0	0	1.000

JOHNSON'S CAREER TRANSACTIONS

- 2010: Signed by Tampa Bay as a Minor League free agent, June 24.
- 2011: Signed by Arizona as a Minor League free agent, July 5.
- 2014: Signed by Minnesota as a Minor League free agent, July 28.
- 2015: Signed by Miami as a Minor League free agent, Nov. 24; claimed off waivers by Anaheim on Dec. 10.
- 2016: Signed by Colorado as a Minor League free agent, Nov. 18.

78

Ht: 6-2 Wt: 204 B/T: R/R
Opening Day Age: 21
Born: April 18, 1997 in San Dimas, Calif.
Major League Service: 0.000
Contract: Through 2019
Obtained: Selected in the second round of the 2015 First-Year Player Draft



PETER LAMBERT

Right-Handed Pitcher / Non-Roster Invitee

LAMBERT

CAREER HIGHLIGHTS

- Second Major League Spring Training in 2019
- Rated the #3 Rockies prospect by both MLB.com and *Baseball America*
- Named a Mid-Season All-Star in 2017 with Lancaster and 2018 with Hartford
- MiLB.com Eastern League Player of the Month in June 2018
- A 2015 *Baseball America* Rookie All-Star

2018: Split the season between Double-A Hartford and Triple-A Albuquerque.

- Went 8-2 in 15 starts for the Yard Goats, posting a 2.23 ERA (92.2 IP, 23 ER), with 12 walks and 75 strikeouts.
- Recorded his first career complete game on June 2 vs. the Altoona Curve ... pitched nine innings, allowing one run on a solo homer with four hits, one walk and four strikeouts.
- Promoted to Triple-A Albuquerque on June 30 ... went 2-5 with a 5.04 ERA (55.1 IP, 31 ER) in 11 outings.
- Reached career highs in innings pitched (148.0) and wins (10) ... tied his career high with 26 starts.

2017: Mid-Season All-Star for High-A Lancaster, finishing fifth in the California League with 131 strikeouts.

- Won a career-high nine games and also set career bests in innings (142.1) and strikeouts (131).
- After going 0-3 with a 4.67 ERA (27.0 IP, 14 ER) in April, he combined to go 9-5 the remainder of the season's four months ... was 3-1 with a 2.33 ERA (27.0 IP, 7 ER) in five July outings.
- Went 5-6 with a 4.23 ERA (83.0 IP, 39 ER) in 14 first-half starts, 4-2 with a 4.10 ERA (59.1 IP, 27 ER) in 12 second-half games ... was 7-3 with a 3.31 ERA (73.1 IP, 27 ER) in 13 road games.

2016: Started 26 games for Low-A Asheville, tied for the most on the club.

- Went 3-4 with a 2.25 ERA (60.0 IP, 15 ER) in the first half, 2-4 with a 5.45 ERA (66.0 IP, 40 ER) in the second half ... tossed a season-high six innings pitched five times.

2015: Made eight starts for Rookie Level Grand Junction in his first professional season.

- His 3.45 ERA (31.1 IP, 12 ER) was the lowest among regulars on the club ... allowed three or more earned runs in only two of his eight starts.
- Named a *Baseball America* Rookie All-Star following the season.

PERSONAL: Peter Joseph Lambert ... son of Jim and Anne ... resides in San Dimas, Calif., during the offseason.

- Has four siblings: Scott, Brooke, Jimmy and Bryn.
- Enjoys playing golf and going to the beach in his free time.

HIGH SCHOOL/COLLEGE: Attended San Dimas High School in San Dimas, Calif.

- Committed to UCLA before signing with the Rockies in 2015.



@PETERLAMBERT24



@PETER_LAMBERT24

LAMBERT'S CAREER RECORD

Year	Team	W	L	ERA	G	GS	CG	SHO	GF	SV	IP	H	R	ER	HR	HB	BB	IBB	SO	WP	BK
2015	Grand Junction	0	4	3.45	8	8	0	0	0	0	31.1	29	18	12	3	4	11	0	26	1	1
2016	Asheville	5	8	3.93	26	26	0	0	0	0	126.0	125	58	55	7	5	33	0	108	7	3
2017	Lancaster	9	8	4.17	26	26	0	0	0	0	142.1	147	75	66	18	3	30	0	131	6	0
2018	Hartford	8	2	2.43	15	15	1	0	0	0	92.2	80	25	23	6	3	12	0	75	2	0
	Albuquerque	2	5	5.04	11	11	0	0	0	0	55.1	72	41	31	5	0	15	0	31	1	0
Minor League Totals		24	27	3.76	86	86	1	0	0	0	447.2	453	217	187	39	15	101	0	371	17	4

LAMBERT'S CAREER TRANSACTIONS

- 2015: Selected by Colorado in the second round of the First-Year Player Draft (signed by Jon Luken).

74

Ht: 6-3 **Wt:** 204 **B/T:** R/R
Opening Day Age: 24
Born: Nov. 25, 1994 in Canal Zone, Panama
Major League Service: 0.000
Contract: Through 2019
Obtained: Selected in the 12th round of the 2015 First-Year Player Draft



JUSTIN LAWRENCE

Right-Handed Pitcher

LAWRENCE

CAREER HIGHLIGHTS

- Added to the Rockies 40-man roster November 20, 2018
- Named an Arizona Fall League Rising Star and a California League Mid-Season All-Star in 2018

2018: Was named a California League Mid-Season All-Star, his first career All-Star nod.

- Made a career-high 55 relief appearances for High-A Lancaster, notching 11 saves in 15 opportunities with a 2.65 ERA (54.1 IP, 16 ER), 27 walks and 62 strikeouts ... held opponents to a .188 batting average.
- Went 3-8 with a 5.06 ERA (96.0 IP, 54 ER), 34 walks and 80 strikeouts in 21 starts with Triple-A Albuquerque.
- Named a Rising Star in the Arizona Fall League ... in 10 relief appearances, logged three saves with a 3.38 ERA (10.2 IP, 4 ER), six walks and 13 strikeouts.

2017: Made 16 appearances and recorded six saves for Low-A Asheville before year-ending surgery.

- Scored upon three times in his 16 appearances, allowing three earned runs in 16.1 innings pitched (1.65 ERA).
- Made his last appearance on May 15 ... placed on the disabled list on May 18.

2016: Split the season between Short-Season Boise and Low-A Asheville, going a combined 4-6 with a 4.98 ERA (65.0 IP, 36 ER) in 49 relief appearances.

- Went 2-1 with eight saves and a 2.20 ERA (28.2 IP, 7 ER) in 23 appearances with Boise ... his eight saves were tied for the second-most in the Northwest League behind teammate Julian Fernandez.

2015: Began his professional career with Short-Season Boise, before finishing the season with Rookie Level Grand Junction.

- In 22 combined appearances between the two stops, went 0-3 with a 8.39 ERA (24.2 IP, 23 ER).
- Appeared in 16 games with Boise before being assigned to Grand Junction, Aug. 23.

PERSONAL: Justin Anthony Lawrence ... son of Lionel and Elizabeth ... born in Canal Zone, Panama ... resides in Jacksonville, Fla., during the offseason.

- Has two siblings, Stacy and Giancarlo.
- Enjoys fishing in his free time.

HIGH SCHOOL/COLLEGE: Graduated from First Coast High School in Jacksonville, Fla.

- Attended Jacksonville University in 2014, where he became a side-armorer as a freshman two-way player ... studied biology.
- Transferred to Daytona State Junior College the next year, playing first base and pitching.
- Was committed to Oklahoma State University before signing with the Rockies in 2015.



@JUSTINLAWRENCE1125

LAWRENCE'S CAREER RECORD

Year	Team	W	L	ERA	G	GS	CG	SHO	GF	SV	IP	H	R	ER	HR	HB	BB	IBB	SO	WP	BK
2015	Grand Junction	0	0	9.53	6	0	0	0	2	0	5.2	10	6	6	1	0	1	0	3	2	0
	Boise	0	3	8.05	16	0	0	0	2	0	19.0	21	22	17	3	2	15	0	15	0	0
2016	Boise	2	1	2.20	23	0	0	0	17	8	28.2	27	8	7	0	1	6	0	40	1	1
	Asheville	2	5	7.18	26	0	0	0	8	0	36.1	48	32	29	4	4	14	0	23	3	1
2017	Asheville	0	2	1.65	16	0	0	0	11	6	16.1	10	4	3	1	1	4	0	20	3	0
2018	Lancaster	0	2	2.65	55	0	0	0	28	11	54.1	36	18	16	2	3	27	0	62	2	1
Minor League Totals		4	13	4.38	142	0	0	0	68	25	160.1	152	90	78	11	11	67	0	163	14	3

LAWRENCE'S CAREER TRANSACTIONS

– 2015: Selected by Colorado in the 12th round of the First-Year Player Draft (signed by Jon Cedarburg).

48

Ht: 6-1 **Wt:** 225 **B/T:** R/R
Opening Day Age: 24
Born: Feb. 22, 1995 in San Felix, Venezuela
Major League Service: 2.027
Contract: Through 2019
Obtained: Acquired from Tampa Bay in a four-player trade, Jan. 28, 2016
Pronunciation: HAIR-mahn MAR-keh-z



GERMAN MÁRQUEZ

Right-Handed Pitcher

CAREER HIGHLIGHTS

- Set a single-season franchise record with 230 strikeouts in 2018 (previous: Ubaldo Jiménez, 214 in 2010), the fourth-most strikeouts in the National League
- In 2018, joined Mike Hampton (2001-02) as the only pitchers in franchise history to win a Silver Slugger Award
- Named National League Pitcher of the Month for September 2018 (2.14 ERA)
- Made his first Opening Day Roster in 2017 and led all Major League rookies with 147 strikeouts and 14 quality starts
- Second pitcher in club history named to the *Topps* All-Star Rookie Team (also: Jason Jennings, 2002)
- Recorded his first career win on Sept. 21, 2016 at 21 years, 212 days of age, becoming the second-youngest Rockies player to earn his first career win (youngest: Jamey Wright, 21 years, 206 days of age)
- Named the 2016 Double-A Eastern League Pitcher of the Year for the Hartford Yard Goats
- Named a Rays Organization All-Star by MiLB.com in 2014

MAJOR LEAGUE DEBUT

9/8/16 at SD

FIRST ML WIN

9/21/16 vs. STL

2018: His single-season franchise record 230 strikeouts (previous: Ubaldo Jiménez, 214 in 2010) ranked fourth in the National League.

- A member of his second career Opening Day roster ... broke camp with the 2017 club as a reliever.
- Only the second Rockies pitcher (Mike Hampton, 2001-02) in franchise history to win a Silver Slugger Award ... led all Major League pitchers with 18 hits, a .300 batting average and a .350 slugging percentage.
- His 18 hits were the most by a pitcher since Zack Greinke recorded 19 hits in 2013 and the most by a Rockies pitcher since Hampton (21) and Jason Jennings (19) in 2002.
- Named National League Pitcher of the Month for September after going 3-1 with a 2.14 ERA (33.2 IP, 8 ER), five walks and 48 strikeouts ... became the third pitcher in Rockies history (fourth time) to earn Pitcher of the Month honors (also: Ubaldo Jiménez, April & May, 2010 and Shawn Chacon, April, 2003).
- Finished with a 3.77 ERA, the eighth-lowest ERA in Rockies history for a single season ... his .241 batting average against ranked sixth all-time.
- His 2.95 road ERA (106.2 IP, 35 ER) ranked eighth in the NL ... tied for sixth in the NL with eight road wins ... his .203 (79-for-390) opponents' batting average against on the road ranked ninth in the league.
- His 49 strikeouts from Aug. 19-Sept. 10 tied for the club record for most over a span (Astacio, May 8-29, 2000) ... his 44 strikeouts from Aug. 25-Sept. 10 were the most over a four-game span in club history ... 33 strikeouts Aug. 25-Sept. 4, the most over a three-game span.
- Fanned 11 or more batters in three consecutive starts from Aug 30-Sept. 10, the player in franchise history to strike out 11-plus in consecutive starts ... accomplished the feat a second time Sept. 21-26 ... only the fourth Rockies pitcher to record double-digit strikeouts in back-to-back-games (Jon Gray, Jorge De La Rosa, Pedro Astacio) ... three-straight starts with 10-plus strikeouts, one start short of matching Pedro Astacio's club record set May 8-24, 2000.
- Recorded 13 strikeouts Aug. 30 at San Diego, tied for the third-most in franchise history, the most for a Rockies pitcher since Jon Gray's 16-strikeout performance vs. the Padres on Sept. 17, 2016 ... pitcher in franchise history to strikeout out at least 13 batters (Gray, Ubaldo Jiménez, Shawn Chacon, Darryl Kile).
- Tied a modern Major League record (since 1900) by striking out the first eight batters of the game vs. the Philadelphia Phillies on Sept. 26 ... matched the Astros' Jim Deshaies (Sept. 23, 1986) and the Mets' Jacob deGrom (Sept. 15, 2014) ... before the modern era, Mickey Welch of the New York Gothams started a game with nine consecutive strikeouts on Aug. 28, 1884 ... the eight straight strikeouts were also a franchise record for consecutive strikeouts in a single game and tied the franchise record for strikeouts vs. consecutive batters faced (also: Justin Miller, three games, Sept. 7-11, 2015) ... finished with 11 strikeouts to raise his season total

(MÁRQUEZ, continued)

- to 221, which surpassed Ubaldo Jimenez's club record of 214, set in 2010.
- Tossed an immaculate inning (nine pitches, three strikeouts) in the fourth inning Aug. 8 vs. Pittsburgh, the second Rockies pitcher to accomplish the feat (also: Rex Brothers, June 14, 2014 at San Francisco) and the pitcher to accomplish the feat at Coors Field.
- Recorded 12-straight quality starts from July 29-Sept. 26, tied for the second-longest single-season streak in franchise history ... Ubaldo Jimenez had a 14-start streak to begin the 2010 season and a 12-start streak in 2009.
- Started Game 3 of the NLDS vs. Milwaukee at Coors Field, a 6-0 Rockies loss that eliminated them from the postseason ... pitched innings and allowed two runs on seven hits with one walk and strikeouts.
- Also started the NL West Division tiebreaker at Los Angeles-NL on Oct. 1 ... suffered a 5-2 Rockies loss after allowing four runs (two earned) on hits with two walks and nine strikeouts ... all four runs were scored on two, two-run home runs.

2017: Made his first Opening Day Roster and led all Major League rookies with 14 quality starts and 147 strikeouts.

- Went 11-7 with a 4.39 ERA (162.0 IP, 79 ER), 49 walks and 147 strikeouts in 29 starts ... his 11 wins were tied for first among all Major League rookie pitchers (also: Kyle Freeland).
- Recorded six consecutive quality starts from July 7-Aug. 8 ... per Elias, it is the longest such streak by a Rockies rookie (previous: five quality starts, four times; last: Kyle Freeland, April 23-May 16, 2017).
- Also according to Elias, became the first rookie in Rockies history to record at least nine strikeouts in three consecutive games in a single season, July 17-29 (nine, nine, 10).
- Pitched a career-high eight shutout innings, with six no-hit innings, on May 10 vs. Chicago-NL ... allowed a double to Kris Bryant in the top of the seventh to break up the no-hitter.
- Named to the *Topps* All-Star Rookie Team, the second pitcher in franchise history to be named to the team (also: Jason Jennings, 2002).

2016: Made his Major League debut on Sept. 8 at San Diego, where he allowed two hits and three runs in 2.1 innings pitched.

- Made his first big league start on Sept. 21 vs. St. Louis, where he also recorded his first Major League win to become the second-youngest Rockies pitcher to earn his first career win at 21 years, 212 days of age (youngest: Jamey Wright, July 17, 1996 vs. San Francisco at 21 years and 206 days of age).
- Made 21 starts with Double-A Hartford, where he went 9-6 with a 2.85 ERA (135.2 IP, 43 ER), en route to being named the Eastern League Pitcher of the Year ... his 126 strikeouts were second-most in the league

2015: Made 26 appearances with 23 starts for High-A Charlotte in the Tampa Bay organization, going 7-13 with a 3.56 ERA (139.0 IP, 55 ER).

- Walked 29 batters with 104 strikeouts, tied for the sixth-most strikeouts in the Florida State League.
- Went 2-2 with a 0.72 ERA (25.0 IP, 2 ER) in five appearances (four starts) in May.

2014: Named a Rays Organization All-Star by MiLB.com, after going 5-7 with a 3.21 ERA (98.0 IP, 35 ER) in 22 games, 18 starts, for Low-A Bowling Green.

- Went 3-3 with a 2.58 ERA (52.1 IP, 15 ER) in 11 second-half appearances, nine starts, after going 2-4 with a 3.94 ERA (45.2 IP, 20 ER) in the first half.

2013: As the youngest pitcher in the Appalachian League, went 2-5 with a 4.05 ERA (53.1 IP, 24 ER) in 12 starts for Rookie Level Princeton.

2012: Went 0-2 with a 6.82 ERA (34.1 IP, 26 ER) in 15 appearances, six starts, with the Venezuelan Summer League Rays.

- Went 0-1 with a 3.48 ERA (20.2 IP, 8 ER) in his six starts, and 0-1 with an 11.85 ERA (13.2 IP, 18 ER) in his nine relief appearances.

2018

	HIGHS AND LOWS	CAREER
8.0, 2x, last: Aug. 30 at SD	Most IP	8.0, 3x, last: Aug. 30, 2018 at SD
None	Low-hit CG	None
7, April 6 vs. ATL	Runs	8, April 25, 2017 vs. WAS
7, April 6 vs. ATL	ER	8, April 25, 2017 vs. WAS
12, May 10 vs. MIL	Hits	12, 2x, last: May 10, 2018 vs. MIL
3, June 8 vs. ARI	HRs	3, 2x, last: June 8, 2018 vs. ARI
6, April 6 vs. ATL	Walks	6, April 6, 2018 vs. ATL
13, Aug. 30 at SD	Strikeouts	13, Aug. 30, 2018 at SD
6, last: Sept. 26 vs. PHI (11 SO)	10+ Strikeout Games	8, last: Sept. 26, 2018 vs. PHI (11 SO)
4, June 30-July 29	Win Streak	4, 3x, last: June 30-July 29, 2018
2, 3x, last: June 8-14	Losing Streak	3, Sept. 27, 2016-May 5, 2017

(MÁRQUEZ, continued)

PERSONAL: German Andres Márquez ... resides in San Felix, Bolivar, Ven., ... welcomed his first child, a son, on July 24, 2018.

- Son of German Márquez and Oniela Rojas ... has an older sister, Hendymar Márquez, and a younger brother, Geremia Márquez.
- Enjoys spending time with his family and going to the beach.
- Has been playing baseball since the age of five.



@GERMANMARQUEZ5



@GERMANMARQUEZ45

MÁRQUEZ'S CAREER RECORD

Year	Team	W	L	ERA	G	GS	CG	SHO	GF	SV	IP	H	R	ER	HR	HB	BB	IBB	SO	WP	BK
2012	VSL Rays	0	2	6.82	15	6	0	0	0	0	34.1	43	32	26	4	5	20	0	29	7	0
2013	Princeton	2	5	4.05	12	12	0	0	0	0	53.1	46	27	24	2	2	20	0	38	2	0
2014	Bowling Green	5	7	3.21	22	18	0	0	0	0	98.0	83	43	35	5	4	29	0	95	5	0
2015	Charlotte	7	13	3.56	26	23	0	0	1	0	139.0	147	68	55	6	13	29	0	1044	7	2
2016	Hartford	9	6	2.85	21	21	0	0	0	0	135.2	124	53	43	9	7	33	1	126	5	1
	Albuquerque	2	0	4.35	5	5	0	0	0	0	31.0	30	15	15	5	0	6	0	29	0	0
	COLORADO	1	1	5.23	6	3	0	0	0	0	20.2	28	12	12	2	3	6	0	15	0	0
2017	Albuquerque	0	0	2.70	3	2	0	0	0	0	10.0	8	3	3	2	0	0	0	18	0	0
	COLORADO	11	7	4.39	29	29	0	0	0	0	162.0	174	82	79	25	8	49	3	147	6	0
2018	COLORADO	14	11	3.77	33	33	0	0	0	0	196.0	179	90	82	24	8	57	5	230	8	0
Minor League Totals		25	33	3.61	104	87	0	0	1	2	501.1	481	241	201	33	31	137	1	439	26	3
Major League Totals		26	19	4.11	68	65	0	0	0	0	378.2	381	184	173	51	19	112	8	392	14	0

Year	Team	AVG	G	AB	R	H	2B	3B	HR	RBI	SAC	SF	HBP	BB	IBB	SO	SB	CS	GIDP	OBP	SLG
2016	COLORADO	.000	6	6	1	0	0	0	0	0	2	0	0	0	0	3	0	0	0	.000	.000
2017	COLORADO	.178	26	45	4	8	2	0	0	5	8	0	0	0	18	0	0	0	0	.178	.222
2018	COLORADO	.300	31	60	4	18	0	0	1	5	5	0	0	0	11	0	0	1	.300	.350	
Major League Totals		.234	63	111	9	26	2	0	1	10	15	0	0	0	32	0	0	2	.234	.279	

MÁRQUEZ'S CAREER POSTSEASON RECORD

Year	Series	Team	Opp	W	L	ERA	G	GS	CG	SHO	GF	SV	IP	H	R	ER	HR	HB	BB	IBB	SO	WP	BK
2018	NLDS	COL	MIL	0	1	3.60	1	1	0	0	0	0	5.0	7	2	2	1	0	1	0	5	0	0
Postseason Totals				0	1	3.60	1	1	0	0	0	0	5.0	7	2	2	1	0	1	0	5	0	0

MÁRQUEZ'S CAREER FIELDING

POS.	G	GS	INN	TC	PO	A	E	DP	PCT
P	68	65	378.2	62	20	38	4	5	.935

MÁRQUEZ'S CAREER TRANSACTIONS

- 2011: Signed by Tampa Bay as a non-drafted international free agent, July 2.
- 2016: Acquired by Colorado from Tampa Bay, along with LHP Jake McGee, in exchange for OF Corey Dickerson and INF Kevin Padlo, Jan, 28.

CAREER AWARDS:

National League Pitcher of the Month Sept. 2018
Silver Slugger 2018

10+ STRIKEOUT GAMES (8)

Date	Opp.	Strikeouts
7/29/17	at WAS	10
8/29/17	DET	10
8/8/18	PIT	10
8/30/18	at SD	13
9/4/18	SF	11
9/10/18	ARI	11
9/21/18	at ARI	11
9/26/18	PHI	11

HOME RUNS (1)

Date	Opp.	Pitcher
7/11/18	ARI	Daniel Descalso

51

Ht: 6-4 Wt: 237 B/T: L/L
Opening Day Age: 32
Born: Aug. 6, 1986 in San Jose, Calif.
Major League Service: 7.127
Contract: Through 2020
Obtained: Signed as a Major League free agent, Dec. 15, 2017



JAKE MCGEE

Left-Handed Pitcher

MCGEE

CAREER HIGHLIGHTS

- Leads all Rockies pitchers since 2016 with the 180 games
- Since his first full season in 2011, ranks fourth in the Majors among left-handed relievers with 456 strikeouts and fifth with 469 appearances
- Re-signed with the Rockies on a three-year contract, Dec. 15, 2017
- Left Tampa Bay leading the franchise with a club-record 297 appearances

MAJOR LEAGUE DEBUT

9/14/10 with TB vs. NYY

FIRST ML WIN

8/10/11 with TB vs. KC

FIRST ML SAVE

7/11/13 with TB vs. MIN

2018: Fifth season, all since 2012, making 60 or more appearances.

- Scored upon 22 times in 61 games ... allowed runs three times over his last 14 games.
- Pitched two scoreless innings May 26 vs. Cincinnati, his second outing of two scoreless innings (also: May 17 at San Francisco) ... his longest outings since Aug. 24, 2014 at Toronto with Tampa Bay.
- Earned his second win Aug. 10 vs. the Dodgers with his longest scoreless stint (1.2 innings) since working two frames with no runs May 26 vs. Cincinnati.
- Earned the save June 21 vs. the Mets, the 45th of his career and ... since Aug. 27, 2017 at Atlanta.
- Allowed three hits and two earned runs over his ... 10.1 innings across 11 games from March 30-April 22.

2017: Appeared in 62 games, his most since 2014.

- Scored upon 13 times ... limited opponents to a .224 batting average (47-for-210).
- Pitched 0.1 inning in the NL Wild Card Game, his sixth career postseason appearance and his first since 2013 with Tampa Bay.
- Went on the 10-day disabled list from July 30-Aug. 6 with a mid-back strain.
- Posted a 2.70 ERA (36.2 IP, 11 ER) with nine walks and 44 strikeouts in 38 appearances prior to the All-Star break ... allowed one run in 12 innings with one walk and 18 strikeouts across 11 appearances in May.
- His 14-inning scoreless streak from May 14-June 14 was the longest by a Rockies reliever in 2017.
- Went 0-2 with a 5.23 ERA (20.2 IP, 12 ER) in 24 appearances after the break ... allowed three runs over 8.1 innings (3.24 ERA) in eight appearances in August ... had a 8.2 inning scoreless streak over eight games from Aug. 15-Sept. 4.
- Allowed five runs over 7.2 innings (5.87 ERA) in 11 appearances in September.
- Career-high-tying four strikeouts June 25 vs. the Dodgers, his most since Sept. 2, 2012 at Baltimore.
- Ranked tied for 14th in the NL with 20 holds.

2016: Made 57 relief appearances in his ... season with the Rockies.

- Became the ... pitcher in franchise history to record a save in ... consecutive games, May 11-17.
- Converted the save in all three games vs. the Mets, May 13-15, becoming the seventh Rockies pitcher with a save in all three games of a series.
- Was 2-0 with eight saves in nine opportunities and a 2.91 ERA (21.2 IP, 7 ER) in 29 road relief appearances.
- Placed on the 15-day disabled list June 11 with left knee ... reinstated July 2 after making two rehab appearances with High-A Modesto June 28 and June 30, where combined to work two innings with a win and two strikeouts.
- Was 2-0 with a 3.05 ERA (20.2 IP, 7 ER) in 28 appearances after the All-Star break.

2015: Was limited to 39 games with the Tampa Bay Rays due to a pair of injuries, his fewest appearances since 2011.

- Spent a total of 71 games on the disabled list over two stints ... placed on the disabled list April 5 to recover from left elbow surgery in the offseason ... placed on the disabled list a second time Aug. 20 with a torn meniscus in his left knee.

(McGEE, continued)

- In his final appearance, Oct. 3 vs. Toronto, passed Joel Peralta for the Rays record with his 297th appearance.
- From May 29-July 24, made 21 consecutive scoreless appearances, tied with Fernando Rodney (2012) for the second-longest streak in Rays history behind J.P. Howell's 24 straight scoreless appearances in 2012 ... it was the third-longest streak in the American League in 2015.

2014: Appeared in a career-high 73 games for the Rays, serving as the primary closer for the final three and a half months of the season.

- Led the Rays bullpen and set career highs in saves (19), ERA (1.89), strikeouts (90) and innings pitched (71.1).
- Ranked among the American League's top 10 relievers in games pitched (tied for fifth), strikeouts (seventh) and ERA (ninth).
- Among American League left-handed relievers, tied for first in games pitched, fourth in saves, second in innings pitched, second in strikeouts, third in ERA and second in opponents slugging percentage ... his ERA set a Rays record for a left-handed reliever, breaking his own mark of 1.95 in 2012.
- Led the American League and set a Rays record by allowing only 10 percent of his inherited runners to score (three of 30).
- Recorded a strikeout in 19 straight appearances from July 6-Aug. 19, a Rays club record for a reliever.

2013: Made 71 appearances for the Rays, the 10th-most appearances in the American League.

- Tied for second among American League left-handed relievers in appearances and ranked fourth with 75 strikeouts.
- Pitched to a 2.31 ERA (50.2 IP, 13 ER) over his final 56 appearances.
- Earned his first career save on July 11 vs. Minnesota.
- Appeared in a club-high four postseason games, three of them scoreless, but took the loss in Game 4 of the ALDS vs. Boston as the Rays were eliminated.

2012: Pitched his first full season in the Major Leagues, going 5-2 with a 1.95 ERA (55.1 IP, 12 ER) in 69 games.

- Of his 69 appearances, 60 of them were scoreless outings.
- His 1.95 ERA ranked third among American League relievers and seventh in the Majors ... among left-handed relievers, he ranked first in the AL and third in the Majors.
- Held opposing right-handed hitters to a .098 batting average (11-for-112) with one home run ... the .098 mark remains the lowest by any left-handed pitcher (min. 100 AB) since 1974.
- His 6.64 strikeout-to-walk ratio (73 strikeouts, 11 walks) ranked second among AL relievers, fourth in the Majors and first among all lefty relievers.

2011: Made his first Opening Day roster and served two stints with the Rays in his first full season as a reliever.

- Was on the active roster from Opening Day through April 30, and July 15 through season's end ... spent the remainder of the season with Triple-A Durham.
- Earned five wins out of the bullpen, four in September, tops among Major League rookies ... the mark tied David Price (2010 and 2012) for the club record for wins in September.
- Recorded his first Major League win on Aug. 10 vs. Kansas City.
- Made his postseason debut in Game 2 of the ALDS at Texas ... retired his first batter, Craig Gentry, on a bunt attempt, and hit Mitch Moreland with a pitch before being removed.

2010: Made his Major League debut in September, after transitioning to the bullpen with Triple-A Durham.

- Made his Major League debut on Sept. 14 vs. New York-AL, allowing one run on three walks in 0.1 innings pitched ... did not allow a run in his next seven appearances through the end of the season.
- Became one of only nine pitchers in history to not allow a hit over his first six Major League appearances.
- Began the season with Double-A Montgomery, where he made 19 starts before his Aug. 7 promotion.

2009: Made 16 starts between Single-A Charlotte and the Rookie Level Gulf Coast League Rays after spending the first three months of the season recovering from Tommy John surgery.

- None of his starts were longer than three innings ... worked a total of 30 innings and struck out 40 batters.

2008: Made 15 starts for Double-A Montgomery, before tearing the ulnar collateral ligament in his left elbow June 22.

- Held opponents to a .230 batting average in his 15 starts.

2007: Led the Rays organization with 175 strikeouts, fourth-most among all Minor Leaguers, while pitching for High-A Vero Beach and Double-A Montgomery.

- Averaged 11.25 strikeouts per nine innings pitched, sixth-best in the Minors.

(McGEE, continued)

- Despite an early-August promotion to Montgomery, led the Florida State League with 145 strikeouts, including 74 in his last 50.2 innings at Vero Beach ... was named a *Baseball America* High Class A All-Star and a Mid-Season and Post-Season All-Star in the Florida State League.

2006: Led the Midwest League and the Rays organization with 171 strikeouts for Single-A Southwest Michigan.

- Named a Mid-Season and Post-Season All-Star in the Midwest League.

2005: Finished second in the New York-Penn League with 89 strikeouts for Short-Season Hudson Valley.

- Trailed only teammate Wade Davis (97) in strikeouts.

2004: Named Pitcher of the Year for Rookie Level Princeton in his professional debut.

- Led the staff with five wins and tied for the team lead with 53 strikeouts ... did not turn 18 until Aug. 6 of that year.

McGEE

PERSONAL: Jacob Daniel McGee ... resides in Tampa, Fla., during the offseason with his wife Morgan and daughter Rowen.

- Jake and Morgan spend their wedding anniversary on Christmas Eve giving local foster families gifts for Christmas.
- Was actively involved with the Tampa-based Pediatric Cancer Foundation, participating in their annual fashion show and shaving his head for their "Fortune Favors the Bald" campaign every Spring Training, later visiting the young patients who walk the runway with him, accompanied by his wife Morgan ... while with the Rays, was involved with the Children's Dream Fund (Rays on the Runway).
- His cousin Josh Walker pitched at Southern Mississippi (1998-99) and one season in the Brewers system.

HIGH SCHOOL/COLLEGE: Graduated from Edward C. Reed High School in Sparks, Nev.

- Was offered a baseball scholarship to UNLV but chose to play professionally after being drafted by the Rays in 2004.

McGEE'S CAREER RECORD

Year	Team	W	L	ERA	G	GS	CG	SHO	GF	SV	IP	H	R	ER	HR	HB	BB	IBB	SO	WP	BK
2004	Princeton	4	1	3.97	12	12	0	0	0	0	56.2	49	30	25	5	0	25	1	53	5	0
2005	Hudson Valley	5	4	3.64	15	14	0	0	0	0	76.2	64	32	31	4	1	23	0	89	5	0
2006	SW Michigan	7	9	2.96	26	26	0	0	0	0	134.0	103	54	44	7	3	65	0	171	13	0
2007	Vero Beach	5	4	2.93	21	21	0	0	0	0	116.2	86	45	38	8	3	39	0	145	5	0
	Montgomery	3	2	4.24	5	5	0	0	0	0	23.1	19	11	11	2	0	13	0	30	1	0
2008	Montgomery	6	4	3.94	15	15	0	0	0	0	77.2	65	38	34	6	1	37	0	65	3	0
2009	GCL Rays	0	2	3.52	5	5	0	0	0	0	7.2	5	4	3	0	0	3	0	14	2	0
	Charlotte	0	2	6.45	11	11	0	0	0	0	22.1	26	16	16	2	0	9	0	26	4	0
2010	Montgomery	3	7	3.57	19	19	0	0	0	0	88.1	81	42	35	3	1	33	0	100	7	0
	Durham	1	1	0.52	11	1	0	0	1	1	17.1	9	1	1	0	0	3	0	27	2	0
	TAMPA BAY	0	0	1.80	8	0	0	0	3	0	5.0	2	1	1	0	0	3	0	6	0	0
2011	Durham	4	2	2.70	24	0	0	0	13	9	33.1	30	10	10	4	1	8	0	38	2	0
	TAMPA BAY	5	2	4.50	37	0	0	0	9	0	28.0	30	14	14	5	0	12	1	27	0	0
2012	TAMPA BAY	5	2	1.95	69	0	0	0	13	0	55.1	33	13	12	3	1	11	4	73	3	0
2013	TAMPA BAY	5	3	4.02	71	0	0	0	6	1	62.2	52	28	28	8	1	22	5	75	4	0
2014	TAMPA BAY	5	2	1.89	73	0	0	0	31	19	71.1	48	15	15	2	2	16	1	90	1	0
2015	Charlotte #	0	0	0.00	2	2	0	0	0	0	2.0	0	0	0	0	0	2	0	1	0	0
	Durham #	0	0	0.00	4	0	0	0	0	0	4.0	2	0	0	0	0	2	0	5	0	0
	TAMPA BAY	1	2	2.41	39	0	0	0	6	6	37.1	27	11	10	3	1	8	1	48	1	0
2016	COLORADO	2	3	4.73	57	0	0	0	25	15	45.2	56	25	24	9	3	16	1	38	4	0
	Modesto #	1	0	0.00	2	0	0	0	0	0	2.0	0	0	0	0	1	0	0	2	0	0
2017	COLORADO	0	2	3.61	62	0	0	0	13	3	57.1	47	23	23	4	1	16	0	58	5	0
2018	COLORADO	2	4	6.49	61	0	0	0	9	1	51.1	59	39	37	10	2	16	1	47	5	0
Minor League Totals		39	38	3.37	172	131	0	0	14	10	662.0	539	283	248	41	11	262	1	766	49	0
Major League Totals		25	20	3.57	477	0	0	0	115	45	414.0	354	169	164	44	11	120	14	462	23	0

Minor League rehab

(McGEE, continued)

2018

HIGHS AND LOWS

CAREER

2.0, 2x, last: May 26 vs. CIN.....	Most IP	2.2, Sept. 18, 2011 at BOS
None.....	Low-hit CG	None
4, 2x, last: Aug. 31 at SD.....	Runs	5, 3x, last: April 24, 2016 vs. LAD
4, 2x, last: Aug. 31 at SD.....	ER	5, 3x, last: April 24, 2016 vs. LAD
4, May 20 at SF.....	Hits	5, 2x, last: April 24, 2016 vs. LAD
2, 2x, last: Aug. 31 at SD.....	HRs	2, 3x, last: Aug 31, 2018 at SD
2, Aug. 17 at ATL.....	Walks	3, 2x, last: April 28, 2014 at CWS
2, 6x, last: Aug. 23 vs. SD.....	Strikeouts	4, 2x, last: June 25, 2017 at LAD
None.....	10+ Strikeout Games	None
1, 2x, last: Aug. 10 vs. LAD.....	Win Streak	3, 4x, last: April 18-June 16, 2014
2, 2x, last: July 10-30.....	Losing Streak	3, April 24-July 8, 2016

McGEE'S CAREER POSTSEASON RECORD

Year	Series	Team	Opp	W	L	ERA	G	GS	CG	SHO	GF	SV	IP	H	R	ER	HR	HB	BB	IBB	SO	WP	BK
2011	NLDS	TB	TEX	0	0	0.00	1	0	0	0	0	0	0.1	0	0	0	0	1	0	0	0	0	0
2013	ALWC	TB	CLE	0	0	0.00	1	0	0	0	0	0	0.1	0	0	0	0	0	0	0	1	0	0
	ALDS	TB	BOS	0	1	6.75	3	0	0	0	1	0	2.2	3	2	2	0	0	3	1	2	0	0
2017	NLWC	COL	ARI	0	0	0.00	1	0	0	0	0	0	0.1	0	0	0	0	0	0	0	0	0	0
Postseason Totals				0	1	4.91	6	0	0	0	1	0	3.2	3	2	2	0	1	3	1	2	0	0

McGEE'S CAREER WORLD BASEBALL CLASSIC RECORD

Year	Team	W	L	ERA	G	GS	CG	SHO	GF	SV	IP	H	R	ER	HR	HB	BB	IBB	SO	WP	BK
2017	USA	0	0	0.00	2	0	0	0	0	0	1.0	1	0	0	0	0	1	0	2	0	0
WBC Totals		0	0	0.00	2	0	0	0	0	0	1.0	1	0	0	0	0	1	0	2	0	0

McGEE'S CAREER FIELDING

Pos.	G	GS	INN	TC	PO	A	E	DP	PCT
P	477	0	414.0	47	12	33	2	1	.957

McGEE'S CAREER TRANSACTIONS

- 2004: Selected by Tampa Bay in the fifth round of the First-Year Player Draft.
- 2015: Placed on 15-day disabled list (recovery from left elbow surgery), April 5; sent to Minors for rehabilitation (Charlotte), April 28; reinstated from the disabled list, May 15 ... placed on the 15-day disabled list (torn meniscus, left knee), Aug. 20; reinstated, Sept. 26.
- 2016: Acquired by Colorado from Tampa Bay, along with RHP German Márquez, for OF Corey Dickerson and INF Kevin Padlo, Jan. 28 ... placed on 15-day disabled list (inflammation, left knee), June 11; sent to Minors for rehabilitation (Modesto), June 29; reinstated from the disabled list, July 2 ... signed a one-year contract to avoid arbitration, Dec. 2.
- 2017: Placed on the 10-day disabled list (mid-back strain), July 30; reinstated from the disabled list, Aug. 6 ... signed a three-year contract as a free agent, Dec. 15.

SAVE RULE

Credit a pitcher with a save when he meets all three of the following conditions:
on by his club; and

(2) He is not the winning pitcher; and

following conditions:

- (a) He enters the game with a lead of no more than three runs and pitches for at least one inning; OR
- (b) He enters the game, regardless of the count, with the potential tying run either on base, or at bat or on deck (that is, the potential tying run is either on base or is one of o batsmen he faces); OR
- (c) He pitches effectively for at least three innings.

24

Ht: 6-2 **Wt:** 208 **B/T:** L/R
Opening Day Age: 24
Born: Dec. 14, 1994 in Yorba Linda, Calif.
Major League Service: 1.006
Contract: Through 2019
Obtained: Selected in the second round of the 2013 First-Year Player Draft



RYAN McMAHON

Infielder

CAREER HIGHLIGHTS

- Made his first career Opening Day roster in 2018
- First player in franchise history to hit a game-winning home run in the seventh inning or later in consecutive games, Aug. 10-11, 2018 vs. Los Angeles-NL
- Named MiLB.com Fan's Choice for Best Offensive Player in the Minor Leagues in 2017
- Appeared in the 2017 Futures Game in Miami
- In 2017, was named the Double-A Eastern League Player of the Month for April and the Triple-A Pacific Coast League Player of the Month in June
- Named an All-Star at each of his Minor League stops, 2013-17

MAJOR LEAGUE DEBUT

8/12/17 at MIA

FIRST ML HIT

8/13/17 at MIA (single, Junichi Tazawa)

FIRST ML HOME RUN

6/14/18 at PHI (Héctor Neris)

McMAHON

2018: Made his first career Opening Day roster and appeared in 91 games across three stints with the Rockies.

- Made 21 starts at first base, eight at second base and eight at third base ... batted .238 (31-for-13) with seven doubles, one triple, two home runs and nine RBI as a starter.
- Batted .216 (8-for-37) with two home runs as a pinch hitter ... pinch-hit three-run home run June 20 vs. New York-NL and a pinch-hit solo home run Sept. 4 vs. San Francisco.
- Became the first player in franchise history to hit a game-winning home run in the seventh inning or later in consecutive games, Aug. 10-11 vs. Los Angeles-NL ... two-out, three-run walk-off home run Aug. 11 and a two-run home run in the seventh inning on Aug. 10.
- Hit his first Major League home run on June 14 at Philadelphia in the eighth inning off Hector Neris.
- Appeared in 55 games with Albuquerque, batting .290 (65-for-224) with 15 doubles, three triples, 11 home runs and 48 RBI.
- Went 0-for-3 with one walk in four postseason plate appearances.

2017: Made his Major League debut for the Rockies on Aug. 12 at Miami as a pinch-hitter.

- Appeared in 17 games across two stints with the Rockies ... made three starts, all at first base.
- Recorded his first Major League hit on Aug. 13 at Miami, a single in the eighth inning off Junichi Tazawa.
- Optioned to Triple-A on Aug. 18 before being recalled for the remainder of the season on Sept. 1.
- Appeared in the 2017 Futures Game in Miami and went 0-for-1 with a walk.
- Named MiLB.com Fan's Choice for Best Offensive Player in the Minor Leagues ... across 119 games between Double-A Hartford and Triple-A Albuquerque, combined to bat .355 (167-for-470) with 39 doubles, four triples, 20 home runs and 88 RBI.
- Named the Double-A Eastern League Player of the Month for April ... overall, batted .326 (59-for-181) with 16 doubles, two triples and six home runs in 49 games with Hartford.
- Promoted to Albuquerque on June 1 and won the Pacific Coast League Player of the Month for June ... hit .429 and led the PCL in hits (50), extra-base hits (21), total bases (85) and doubles (14).
- Named MiLB.com Organization All-Star and a *Baseball America* Triple-A All-Star.

2016: Spent the season with Double-A Hartford, where he recorded a club-leading 75 RBI and a career-high 55 walks.

- Batted .242 (113-for-466) with 49 runs, 27 doubles, five triples, 12 home runs, 75 RBI and a .399 slugging percentage ... played first base for the first time in his career.
- Named a Rising Star in the Arizona Fall League ... hit .247 with two doubles, one triple and one home run for the Salt River Rafters.

(McMAHON, continued)

2015: Named a California League Mid-Season and Post-Season All-Star.

- Led the California League with 43 doubles and ranked fifth in hits and seventh in batting average.
- Named a *Baseball America* Minor League All-Star and a High Class A All-Star.

2014: Named a South Atlantic League Mid-Season and Post-Season All-Star.

- Ranked among South Atlantic League leaders in doubles (46, 2nd), RBI (102, T2) and runs (93, T2).
- Named South Atlantic League Player of the Week for the week ending on April 20.
- Named a *Baseball America* Low Class A All-Star.

2013: Spent his first professional season with Rookie Level Grand Junction and batted .321 (70-for-218) in 59 games.

- Named the Pioneer League Player of the Week for the week ending Sept. 2.
- Named a Topps Short-Season/Rookie All-Star and MiLB.com Organization All-Star.

PERSONAL: Ryan Patrick McMahon ... resides in Scottsdale, Ariz., during the offseason.

- He is the oldest sibling ... has a younger sister, Meghan (22), and brother, TJ (19).
- Both of his grandfathers served in the military, one in the Army and one in the Navy.
- In his free time, he likes to golf, bowl and bike ... his favorite food is steak.

HIGH SCHOOL/COLLEGE: Attended Mater Dei High School in Santa Ana, Calif. ... was the Trinity League Most Valuable Player as a senior in 2013.

- Committed to attend University of Southern California before being drafted in 2013.



@RY_MCMAHON



@RYMCMAHON

2018

HIGHS AND LOWS

CAREER

3, Aug. 24 vs. STL	Hits	3, Aug. 24, 2018 vs. STL
1, 5x, last: Sept. 4 vs. SF	Home Runs	1, 5x, last: Sept. 4, 2018 vs. SF
3, 2x, last: Aug. 11 vs. LAD	RBI	3, 2x, last: Aug. 11, 2018 vs. LAD
5, May 26-30	Hit Streak	5, May 26-30, 2018
2, April 20 vs. CHC	Runs	2, April 20, 2018 vs. CHC
2, July 29 vs. OAK	Doubles	2, July 29, 2018 vs. OAK
1, June 7 at CIN	Triples	1, June 7, 2018 at CIN
4, 7x, last: Sept. 4 vs. SF	Total Bases	4, 7x, last: Sept. 4, 2018 vs. SF
2, 2x, last: July 31 at STL	Walks	2, 2x, last: July 31, 2018 at STL
3, 2x, last: Aug. 15 at HOU	Strikeouts	3, 2x, last: Aug. 15, 2018 at HOU
1, Aug. 16 at ATL	Stolen Bases	1, Aug. 16, 2018 at ATL

MCMAHON'S CAREER RECORD

Year	Team	AVG	G	AB	R	H	2B	3B	HR	RBI	SAC	SF	HBP	BB	IBB	SO	SB	CS	GIDP	OBP	SLG
2013	Grand Junction	.321	59	218	42	70	18	3	11	52	2	1	2	28	0	59	4	6	1	.402	.583
2014	Asheville	.282	126	482	93	136	46	3	18	102	2	7	7	54	1	143	8	5	11	.358	.502
2015	Modesto	.300	132	496	85	149	43	6	18	75	0	2	9	49	1	153	6	13	5	.372	.520
2016	Hartford	.242	133	466	49	113	27	5	12	75	2	6	5	55	1	161	11	6	11	.325	.399
2017	Hartford	.326	49	181	28	59	16	2	6	32	0	3	1	20	2	39	7	0	3	.390	.536
	Albuquerque	.374	70	289	46	108	23	2	14	56	0	4	0	21	3	53	4	3	8	.411	.612
	COLORADO	.158	17	19	2	3	1	0	0	1	0	0	0	5	0	5	0	0	1	.333	.211
2018	Albuquerque	.290	55	224	40	65	15	3	11	48	0	1	2	15	0	61	3	2	5	.339	.531
	COLORADO	.232	91	181	17	42	9	1	5	19	0	1	2	18	2	64	1	0	0	.307	.376
	Minor League Totals	.297	624	2356	383	700	188	24	90	440	6	24	26	242	8	669	43	35	44	.366	.512
	Major League Totals	.225	108	200	19	45	10	1	5	20	0	1	2	23	2	69	1	0	1	.310	.360

MCMAHON'S CAREER POSTSEASON RECORD

Year	Series	Team	Opp.	AVG	G	AB	R	H	2B	3B	HR	RBI	SAC	SF	HBP	BB	IBB	SO	SB	CS	GIDP	OBP	SLG
2018	NLWC	COL	CHC	.000	1	1	0	0	0	0	0	0	0	0	0	0	0	0	0	0	0	.000	.000
	NLDS	COL	MIL	.000	3	2	0	0	0	0	0	0	0	0	0	1	0	1	0	1	0	.333	.000
	Postseason Totals			.500	4	3	0	0	0	0	0	0	0	0	0	1	0	1	0	1	0	.250	.000

(McMAHON, continued)

McMAHON'S CAREER FIELDING

POS.	G	GS	INN	TC	PO	A	E	DP	PCT
1B	38	24	230.0	228	215	12	1	17	.996
3B	20	8	93.1	26	7	19	0	4	1.000
2B	14	8	76.1	44	15	29	0	7	1.000

McMAHON'S CAREER TRANSACTIONS

– 2013: Selected by Colorado in the second round of the First-Year Player Draft (signed by Jon Lukens).

WALK-OFF RBI (1)

Date	Opp.	Pitcher	Play
8/11/18	LAD	JT Chargois	3-run Home Run

PINCH-HIT HOME RUNS (2)

Date	Opp.	Pitcher	Play
6/20/18	NYM	R. Gsellmen	3-run Home Run
9/4/18	SF	R. Moronta	Solo Home Run

70

Ht: 5-6 Wt: 155 B/T: L/R
Opening Day Age: 28
Born: Aug. 19, 1990 in Loxahatchee, Fla.
Major League Service: 0.000
Contract: Through 2019
Obtained: Signed as a Minor League free agent,
Nov. 16, 2018



PETER MOONEY

Infielder / Non-Roster Invitee

CAREER HIGHLIGHTS

- Second Major League Spring Training in 2019, first with Colorado
- Named a Mid-Season All-Star with Jacksonville in 2016

2018: Played in 75 games in his second season with Triple-A New Orleans.

- Batted .297 (71-for-239) with 25 runs, eight doubles, two triples, six home runs, 35 RBI and 27 walks.
- Placed on the 7-day disabled list on April 17 with a right pinkie fracture ... made a rehab stint with Double-A Jacksonville.

2017: Appeared in 116 games in his first full season with Triple-A New Orleans.

- Batted .213 (86-for-403) with 49 runs, 18 doubles, four triples, four home runs, 34 RBI and 43 walks.
- Led the team with four triples and 43 walks while his 116 games ranked second most.

2016: Spent a majority of the season with Double-A Jacksonville Suns in the Miami organization.

- Played in a career-high 119 games with the Jacksonville Suns, batting .258 (103-for-399) with 29 RBI and 41 walks ... his 41 walks ranked second-most on the team.
- Appeared in two games for Triple-A New Orleans.
- Named a Mid-Season All-Star with Jacksonville.

2015: Played for the New Jersey Jackals in the Canadian-American Independent League.

- Played in 95 games and batted .263 (93-for-354) with 13 doubles, three triples, four home runs and 27 RBI.

2014: Split the season between Double-A New Hampshire and High-A Dunedin.

- Played in 54 games for Dunedin, batting .234 (43-for-184) ... recorded nine doubles and 22 RBI.
- Appeared in nine games for Triple-A New Hampshire.

2013: Spent the entire season with High-A Dunedin and played in a career-high 80 games.

- Drew 47 walks, which ranked second-most on the team.
- Batted .244 (64-for-262) with eight doubles, three triples and 22 RBI.

2012: Did not play due to injury (right shoulder impingement).

2011: In 31 games across three teams in his first professional season, batted .286 (64-for-262).

- Split the season between Gulf Coast League Blue Jays, Low-A Lansing and Rookie Level Bluefield Blue Jays.

PERSONAL: Peter Mooney ... married to Ashley Mooney, they reside in Jupiter, FL., during the offseason.

- Son of Pete and Michelle ... has two brothers, Michael and Marcus.
- Enjoys going on vacation, hanging out with friends and watching movies in his free time.
- He and his brothers went to the same junior college, transferred to SEC schools and all played professionally.

HIGH SCHOOL/COLLEGE: Attended Seminole Ridge High School in Loxahatchee, FL.

- Went to Palm Beach Community College in Lake Worth, Fla., before attending the University of South Carolina where he studied criminal justice.
- Won the College World Series in 2011 at the University of South Carolina.



(MOONEY, continued)**MOONEY'S CAREER RECORD**

Year	Team	AVG	G	AB	R	H	2B	3B	HR	RBI	SAC	SF	HBP	BB	IBB	SO	SB	CS	GIDP	OBP	SLG
2011	GCL Blue Jays	.300	3	10	2	3	1	1	0	1	1	1	0	2	0	2	0	0	0	.385	.600
	Bluefield	.260	21	77	19	20	7	2	1	11	1	2	0	17	0	13	1	0	0	.385	.442
	Lansing	.360	7	25	3	9	2	2	0	1	0	0	0	5	0	5	0	1	0	.467	.600
2012	DID NOT PLAY	--	--	--	--	--	--	--	--	--	--	--	--	--	--	--	--	--	--	---	---
2013	Dunedin	.244	80	262	35	64	8	3	2	22	1	2	4	47	0	38	6	2	6	.365	.321
2014	Dunedin	.234	54	184	20	43	8	0	0	15	4	5	4	27	1	32	1	1	6	.336	.277
	New Hampshire	.161	9	31	2	5	1	0	0	4	0	0	0	1	0	7	0	0	0	.188	.194
2015	New Jersey*	.263	95	354	65	93	13	3	4	27	4	2	5	58	0	32	8	5	0	.372	.350
2016	Jacksonville	.258	119	399	45	103	16	1	4	29	3	1	3	41	1	44	3	3	12	.331	.333
	New Orleans	.286	2	7	1	2	0	0	0	3	0	0	0	1	0	2	0	0	0	.375	.286
2017	New Orleans	.213	116	403	49	86	18	4	4	34	7	1	1	43	2	62	2	1	8	.290	.308
2018	New Orleans	.297	75	239	25	71	8	2	6	35	3	3	4	27	1	32	3	3	4	.374	.423
	Jacksonville	.000	4	13	0	0	0	0	0	1	0	0	0	0	0	4	0	0	0	.000	.000
Minor League Totals		.246	490	1650	201	406	69	15	17	155	21	15	16	211	5	241	16	11	36	.335	.337
Independent Totals		.263	95	354	65	93	13	3	4	27	4	2	5	58	0	32	8	5	-	.372	.350

*Independent league

MOONEY'S CAREER TRANSACTIONS

- 2011: Selected by Toronto in the 21st round of the First-Year Player Draft.
- 2015: Signed by Miami as a Minor League free agent, Dec. 15.
- 2018: Signed by Colorado as a Minor League free agent, Nov. 16.

73

Ht: 6-3 **Wt:** 244 **B/T:** R/R
Opening Day Age: 25
Born: Feb. 28, 1994 in Santa Clarita, Calif.
Major League Service: 0.000
Contract: Through 2019
Obtained: Selected in the seventh round of the 2015 First-Year Player Draft



BRIAN MUNDELL

Infielder / Non-Roster Invitee

MUNDELL

CAREER HIGHLIGHTS

- Attending his second Major League Spring Training in 2019
- Named a Mid-Season All-Star in 2015, 2016 and 2017
- Set a Minor League record with 59 doubles for Low-A Asheville in 2016
- The Most Valuable Player for the South Atlantic League in 2016
- Named the Rockies' Doug Million Minor League Player of the Year in 2016

2018: Batted .263 with 25 doubles, seven home runs and 41 RBI in 128 games with Double-A Hartford.

- Led the club in games, hits and doubles.
- Started 87 games at first base and 24 games in left field, his first professional experience in the outfield.

2017: Began the season with High-A Lancaster before making his Double-A debut on June 22.

- Combined to bat .300 (131-for-436) with 28 doubles, one triple and 15 home runs across 119 games played.
- Named a California League Mid-Season All-Star with Lancaster.
- Played for the Salt River Rafters in the Arizona Fall League and batted .262 (22-for-84) with four doubles, 16 walks and 11 strikeouts.
- Placed on the 7-day DL on Aug. 19 with a sprained right ankle and missed the remainder of the season.

2016: Set a Minor League record with 59 doubles, en route to being named MVP for the South Atlantic League and the Rockies Minor League Player of the Year.

- Was named a MiLB.com Organization All-Star, a *Baseball America* Low Class A All-Star, a South Atlantic League Mid-Season All-Star and a SAL Post-Season All-Star.
- Named the Player of the Month for May, and the Player of the Week for the week of May 1.

2015: Named a Northwest League Mid-Season and Post-Season All-Star in his first season.

- Ranked second on the Hawks in runs (35), hits (67), home runs (four), RBI (36) and total bases (100).

PERSONAL: Brian Andrew Mundell ... son of Ralph, a retired firefighter chief, and Donna ... his brother RJ is a firefighter in Burbank, Calif. ... Brian and his wife Danica, a pediatric nurse, reside in Scottsdale, Ariz., in the offseason.

- Enjoys hiking and in his free time.

HIGH SCHOOL/COLLEGE: Graduated from Valencia High School in Valencia, Calif.

- Attended Cal Poly where he majored in communication studies.
- Named second-team All-Big West in 2014 and a Louisville Slugger Freshman All-American in 2013.

MUNDELL'S CAREER RECORD

Year	Team	AVG	G	AB	R	H	2B	3B	HR	RBI	SAC	SF	HBP	BB	IBB	SO	SB	CS	GIDP	OBP	SLG
2015	Boise	.275	69	244	35	67	19	1	4	36	0	10	4	32	0	45	7	1	5	.355	.410
2016	Asheville	.313	136	537	94	168	59	1	14	83	0	8	10	56	5	83	7	8	12	.383	.505
2017	Lancaster	.299	67	264	44	79	16	1	12	59	0	2	0	35	4	44	0	1	8	.379	.504
	Hartford	.302	52	172	30	52	12	0	3	19	0	3	3	25	0	26	1	1	3	.394	.424
2018	Hartford	.263	128	441	49	116	25	1	7	41	2	5	5	53	0	77	1	3	16	.345	.372
Minor League Totals		.291	452	1658	252	482	131	4	40	238	2	28	22	201	9	275	16	14	44	.369	.447

MUNDELL'S CAREER TRANSACTIONS

- 2015: Selected by Colorado in the seventh round of the First-Year Player Draft (signed by Matt Hattabaugh).

9

Ht: 6-1 **Wt:** 221 **B/T:** L/R
Opening Day Age: 33
Born: April 1, 1985 in Jacksonville, Fla.
Major League Service: 9.109
Contract: Through 2020
Obtained: Signed as a Major League free agent, Dec. 21, 2018



DANIEL MURPHY

Infielder

CAREER HIGHLIGHTS

- Three-time All-Star (2014 with New York-NL, 2016-17 with Washington)
- Finished second in MVP voting in 2016 after batting .347 (184-for-531) with 47 doubles, five triples, 25 home runs and 104 RBI across 142 games
- Two-time Silver Slugger winner at second base (2016-17)
- Appeared in the postseason in each of his last four seasons ... named the NLCS MVP in 2015 after batting .529 (9-for-17) with four home runs and six RBI against Chicago-NL
- In 2015, became the first player in Major League history to hit home runs in six consecutive postseason games
- Batted .309 (30-for-97) with eight home runs and 19 RBI across 25 career postseason games.

MAJOR LEAGUE DEBUT

8/2/08 with NYM at HOU

FIRST ML HIT

8/2/08 at HOU (single, Roy Oswalt)

FIRST ML HOME RUN

8/9/08 vs. FLA (Renyel Pinto)

D. MURPHY

2018: Acquired by Chicago-NL via trade with Washington on Aug. 2, he played in 91 games between both clubs as he was recovering from right knee surgery, his fewest gamed played since his rookie season in 2008.

- Played in 10 rehab games with Double-A Harrisburg prior to rejoining the Nationals, batting .243 (9-for-37) with eight runs, two doubles, two home runs, seven RBI and six walks.
- In 56 games with Washington prior to the trade, batted .300 (57-for-190) with 17 runs, nine doubles, six home runs, 29 RBI, one stolen base, 13 walks and 17 strikeouts.
- As a member of the Cubs, batted .297 (41-for-138) with 23 runs, six doubles, six home runs, 13 RBI, two stolen bases, seven walks and 23 strikeouts.
- Hit his career leadoff home run on Sept. 21 vs. Chicago-AL.
- Appeared in his fourth consecutive postseason, going 0-for-4 against Colorado in the NL Wild Card Game.
- Batted .319 (79-for-248) against left-handed pitchers, as compared to his .238 (19-for-80) average against right-handed pitchers.
- Recorded a career-high six RBI on July 31 vs. NYM (3-for-4, two home runs).

2017: Named an All-Star for the second consecutive season, one of four starters for the Nationals, and led the National League in doubles.

- Won his second consecutive Silver Slugger at second base, after batting .322 (172-for-534) with 94 runs, 43 doubles, three triples, 23 home runs, 93 RBI, two stolen bases, 52 walks and 77 strikeouts.
- Led all NL second basemen in doubles, batting average, on-base percentage (.384) and slugging percentage (.543).
- Hit his fourth and career multi-home run games (July 16 at Cincinnati, Aug. 4 at Chicago-NL).
- Went 4-for-19 (.211) in the NLDS against Chicago-NL, hitting his eighth career postseason home run in Washington's Game 5 loss (tied for ninth among all active players).
- Underwent right knee surgery on Oct. 20.

2016: Signed a three-year contract with Washington on Jan. 6 and finished second in MVP voting in his second career All-Star season.

- Led the NL with a career-high 47 doubles and a .595 slugging percentage ... second in batting average (.347) behind DJ LeMahieu (.348).
- Hit a career-high 25 home runs.
- Joined Rogers Hornsby as the only second basemen to bat at least .347 with 25 home runs, 104 RBI and a .595 slugging percentage for a season.
- Tied a franchise record with 47 hits in the month of May and won Player of the Month honors after batting .416 (47-for-113) with 17 runs, eight doubles, seven home runs, 23 RBI and two walks.

(D. MURPHY, continued)

- Matched a career high with a 14-game hitting streak, Sept. 2-17 ... batted .415 (22-for-53) with seven runs, nine doubles, six RBI and four walks over the streak.
- Made his second career All-Star roster, and went 2-for-3.
- Batted .438 (7-for-16) with three runs, six RBI, two stolen bases and walks in NLDS games against Los Angeles-NL.

2015: Became the first player in Major League history to hit a home run in six consecutive postseason games, and was named the NLCS MVP after batting .529 (9-for-17) with four home runs and six RBI against Chicago-NL.

- Batted .328 (19-for-58) with 13 runs, two doubles, seven home runs, 11 RBI, six walks, 13 strikeouts and one stolen base across 14 postseason games in the Mets' World Series run.
- Struck out an average of once per 14.16 plate appearances, the best rate in the Majors.
- Reached base in a career-high-tying 17 consecutive games, May 21-July 2.

2014: Named an All-Star for the first time in his career and tied for ninth in the NL with 172 hits.

- Batted .322 (103-for-320) on the road, the second-highest road average in the NL and the third-highest among Major League
- Hit 37 doubles, his fourth season with 35 or more, the second-most such seasons in Mets franchise history.
- Successful in 28 consecutive stolen base attempts June 9, 2013-April 29, 2014, the second-longest stolen base streak in Mets history.
- Had multiple hits in consecutive games, Aug. 4-8, his of two multi-hit streaks (also: April 3-8, 2017).
- Went 0-for-1 in his career All-Star Game.

2013: Ranked second in the NL in hits (188) and at-bats (658), fourth in multi-hit games (53).

- Played in a career-high 161 games.
- Recorded 74 RBI as a second baseman, the third-most in franchise history for a single season.
- Named NL Player of the Week for the week ending Sept. 1 ... batted .448 (13-for-29) with doubles and seven RBI.

2012: Played in 156 games, batting .291 (166-for-571) with 62 runs, 40 doubles, three triples, six home runs, 65 RBI, 10 stolen bases, 36 walks and 82 strikeouts.

- Ranked seventh in the NL with a then career-high 40 doubles ... became the seventh player in Mets franchise history with 40 or more doubles in a season.
- Hit two home runs on June 27, his multi-home run game.
- Batted .523 (23-for-44) at home in the month of July, the highest home batting average in Mets history for a calendar month.

2011: Batted .320 (125-for-391) across 109 games before going on the disabled list Aug. 8 through the remainder of the season (sprained medial collateral ligament in the left knee).

- Sprained his left knee on Aug. 7 vs. Atlanta.
- On the date of the injury, ranked sixth in the NL with a .320 batting average and was tied for with 28 doubles.

2010: Did not appear in the Major Leagues because he was placed on the 15-day disabled list April 5 (retroactive to March 31) with a sprained right knee, and his season ended with a high-grade medial collateral ligament tear while rehabbing with Triple-A Buffalo on June 2.

2009: Played his first full Major League season, making 97 starts at first base and 27 in left field.

- Made his Opening Day roster and hit a home run on Opening Day, April 6 at Cincinnati.
- Recorded his walk-off RBI, a single on Aug. 16 vs. San Francisco.
- Hit 38 doubles, which ranked second on the Mets.

2008: Made his Major League debut on Aug. 2 at Houston, going 1-for-4 with one run scored.

- His Major League hit came in his at-bat off Roy Oswalt.
- Hit his Major League home run on Aug. 9 vs. Florida, a pinch-hit home run off of Renyel Pinto.
- Was named to the Eastern League's Post-Season All-Star Team ... the Sterling Award Organizational Co-Player of the Year alongside Nick Evans.
- Named to the Arizona Fall League's Top Prospects team.

2007: Played his first full professional season, playing 135 games for High-A St Lucie.

- Batted .285 (143-for-502) with 68 runs, 32 doubles, three triples, 11 home runs, 78 RBI, 42 walks and 61 strikeouts ... won the Sterling Award (MVP) for St. Lucie.

2006: Played across three levels after being selected by New York-NL in the 13th round of the First-Year Player Draft out of Jacksonville University.

(D. MURPHY, continued)

PERSONAL: Daniel Thomas Murphy ... married to Tori, together they have three children: Noah, Quinn and Drew.

HIGH SCHOOL/COLLEGE: Graduated from Englewood High School in Jacksonville, Fla.

- Earned All-Gateway honors his senior, junior and sophomore years of high school ... was also a four-year letter winner for the Englewood swim team.
- Went on to attend Jacksonville University, where he was the 2006 All-Sun Player of the Year and inducted into the Atlantic Sun Conference Hall of Fame in 2016

D. MURPHY

2018	HIGHS AND LOWS	CAREER
4, July 10 at PIT	Hits	4, 19x, last: July 10, 2018 at PIT
2, July 31 vs. NYM	Home Runs	2, 6x, last: July 31, 2018 vs. NYM
6, July 31 vs. NYM	RBI	6, July 31, 2018 vs. NYM
11, 2x, last: Sept. 21-Oct. 1	Hit Streak	14, 2x, last: Sept. 2-17, 2016
3, 2x, last: Sept. 18 at ARI	Runs	4, May 4, 2016 at KC
2, July 10 at PIT	Doubles	2, 36x, last: July 10, 2018 at PIT
None	Triples	1, 28x, last: Sept. 24, 2017 at NYM
9, July 31 vs. NYM	Total Bases	10, 2x, last: July 26, 2013 vs. WAS (Game One)
2, 2x, last: July 13 at NYM	Walks	3, 5x, last: Sept. 27, 2017 at PHI
2, 3x, last: Aug. 28 vs. NYM	Strikeouts	3, 10x, last: Sept. 15, 2017 vs. LAD
1, 3x, last: Sept. 26 vs. PIT	Stolen Bases	2, June 22, 2013 at PHI

MURPHY'S CAREER RECORD

Year	Team	AVG	G	AB	R	H	2B	3B	HR	RBI	SAC	SF	HBP	BB	IBB	SO	SB	CS	GIDP	OBP	SLG
2006	GCL Mets	.056	8	18	2	1	0	0	0	0	0	0	0	4	0	3	0	0	0	.227	.056
	Kingsport	.273	9	33	2	9	0	0	2	7	0	0	0	4	0	1	0	0	4	.351	.455
	Brooklyn	.241	8	29	2	7	1	0	0	3	0	1	0	4	1	3	0	0	0	.324	.276
2007	St. Lucie	.285	135	502	68	143	34	3	11	78	0	11	4	42	5	61	6	3	8	.338	.430
2008	Brooklyn	.500	3	14	1	7	0	0	0	2	0	0	0	0	0	2	0	0	0	.500	.500
	Binghamton	.308	95	357	56	110	26	1	13	67	1	7	3	39	7	46	14	5	10	.374	.496
	New Orleans	.250	1	4	2	1	0	0	0	0	0	0	0	1	0	0	0	0	0	.400	.250
	NEW YORK-NL	.313	49	131	24	41	9	3	2	17	0	1	1	18	1	28	0	2	4	.397	.473
2009	NEW YORK-NL	.266	155	508	60	135	38	4	12	63	4	6	0	38	4	69	4	2	13	.313	.427
2010	St. Lucie #	.727	3	11	2	8	1	0	1	6	0	0	0	2	0	0	0	0	0	.769	1.091
	Buffalo #	.294	8	34	4	10	3	0	1	8	0	0	0	1	0	2	1	0	2	.314	.471
2011	NEW YORK-NL	.320	109	391	49	125	28	2	6	49	3	2	3	24	2	42	5	5	14	.362	.448
2012	NEW YORK-NL	.291	156	571	62	166	40	3	6	65	0	4	1	36	5	82	10	2	12	.332	.403
2013	NEW YORK-NL	.286	161	658	92	188	38	4	13	78	0	5	2	32	2	95	23	3	13	.319	.415
2014	NEW YORK-NL	.289	143	596	79	172	37	2	9	57	0	5	2	39	3	86	13	5	15	.332	.403
2015	GCL Mets #	1.000	1	1	0	1	0	0	0	0	0	0	0	1	0	0	0	0	0	1.000	1.000
	St. Lucie #	.467	4	15	2	7	2	0	0	4	0	0	0	2	0	0	0	0	0	.529	.600
	NEW YORK-NL	.281	130	499	56	140	38	2	14	73	0	6	2	31	10	38	2	15	.322	.449	
2016	WASHINGTON	.347	142	531	88	184	47	5	25	104	0	8	8	35	10	57	5	3	4	.390	.595
2017	WASHINGTON	.322	144	534	94	172	43	3	23	93	0	3	4	52	14	77	2	0	16	.384	.543
2018	Harrisburg #	.243	10	37	8	9	2	0	2	7	0	0	1	6	0	4	0	0	1	.364	.459
	WASHINGTON	.300	56	190	17	57	9	0	6	29	0	2	0	13	2	17	1	0	4	.341	.442
	CHICAGO-NL	.297	35	138	23	41	6	0	6	13	0	1	0	7	0	23	2	0	1	.329	.471
	Minor League Totals	.297	285	1055	149	313	69	4	30	182	1	19	8	106	13	122	21	8	26	.359	.455
	Major League Totals	.299	1280	4747	644	1421	333	28	122	641	7	43	23	325	53	614	67	24	111	.344	.458

Minor League rehab

MURPHY'S CAREER POSTSEASON RECORD

Year	Series	Team	Opp.	AVG	G	AB	R	H	2B	3B	HR	RBI	SAC	SF	HBP	BB	IBB	SO	SB	CS	GIDP	OBP	SLG
2015	NLDS	NYM	LAD	.333	5	21	5	7	1	0	3	5	0	0	0	0	0	3	1	1	0	.333	.810
	NLCS	NYM	CHC	.529	4	17	6	9	1	0	4	6	0	0	0	1	1	3	0	0	1	.556	1.294
	WS	NYM	KC	.150	5	20	2	3	0	0	0	0	0	0	0	5	0	7	0	0	0	.320	.150
2016	NLDS	WAS	LAD	.438	5	16	3	7	0	0	0	6	0	1	0	5	2	1	2	1	0	.545	.438
2017	NLDS	WAS	CHC	.211	5	19	5	4	1	0	1	2	0	0	0	3	0	6	0	0	0	.318	.421
2018	NLWC	CHC	COL	.000	1	4	0	0	0	0	0	0	0	0	0	1	0	1	0	0	0	.200	.000
	Postseason Totals			.309	25	97	21	30	3	0	8	19	0	1	0	15	3	21	3	2	1	.398	.588

MURPHY'S CAREER WORLD BASEBALL CLASSIC RECORD

Year	Team	AVG	G	AB	R	H	2B	3B	HR	RBI	SAC	SF	HBP	BB	IBB	SO	SB	CS	GIDP	OBP	SLG
2018	USA	.000	2	6	0	0	0	0	0	0	0	0	0	0	0	2	0	0	2	.000	.000
	WBC Totals	.000	2	6	0	0	0	0	0	0	0	0	0	0	0	2	0	0	2	.000	.000

(D. MURPHY, continued)**MURPHY'S CAREER ALL-STAR RECORD**

Year	Team	AVG	GS	AB	R	H	2B	3B	HR	RBI	SAC	SF	HBP	BB	IBB	SO	SB	CS	GIDP	OBP	SLG
2014	NL	.000	0	1	0	0	0	0	0	0	0	0	0	0	0	1	0	0	0	.000	.000
2016	NL	.667	0	3	0	2	0	0	0	0	0	0	0	0	0	0	0	0	0	.667	.667
2017	NL	.500	1	2	0	1	0	0	0	0	0	0	0	0	0	0	0	0	0	.500	.500
ASG Totals		.500	1	6	0	3	0	0	0	0	0	0	0	0	0	1	0	0	0	.500	.500

MURPHY'S CAREER FIELDING

POS.	G	GS	INN	TC	PO	A	E	DP	PCT
2B	834	806	7090.2	3482	1372	2032	78	468	.978
1B	225	198	1760.2	1829	1658	153	18	159	.990
3B	87	71	722.2	188	36	141	11	13	.941
LF	60	57	464.2	114	107	2	5	2	.956

MURPHY'S CAREER TRANSACTIONS

- 2006: Selected by New York-NL in the 13th round of the First-Year Player Draft.
- 2010: Placed on the 15-day disabled list (sprained right knee), April 4; sent to Minors for rehabilitation (St. Lucie), May 21; reinstated from the 15-day disabled list, May 24.
- 2011: Placed on the 15-day disabled list (sprained MCL, left knee), Aug. 8; transferred to the 60-day disabled list, Sept. 1; reinstated from the 60-day disabled list, Oct. 24.
- 2013: Signed a one-year contract to avoid arbitration, Jan. 29.
- 2014: Signed a one-year contract to avoid arbitration, Jan. 17 ... placed on the paternity leave list, April 2; reinstated from the paternity list, April 3 ... placed on the 15-day disabled list (strained right calf), Aug. 29; removed from the 15-day disabled list, Sept. 9.
- 2015: Signed a one-year contract to avoid arbitration, Jan. 16 ... placed on the 15-day disabled list (strained left quad), June 5; sent to Minors for rehabilitation (GCL Mets), June 24; reinstated from the 15-day disabled list, June 30.
- 2016: Signed by Washington to a three-year contract as a Major League free agent, Jan. 6.
- 2018: Placed on the 10-day disabled list (recovery from right knee surgery), March 27; sent to Minors for rehabilitation (Harrisburg), May 26; reinstated from the 10-day disabled list, June 12 ... acquired by Chicago-NL in exchange for INF Andrew Monasterio, Aug. 21 ... Signed by Colorado to a two-year contract as a Major League free agent, Dec. 21.

CAREER AWARDS

All-Star	2014 (NL) 2016 (NL) 2017 (NL)
NLCS MVP	2015
Silver Slugger	2016 (NL) 2017 (NL)

MULTI-HOME RUN GAMES (6)

No.	Date	Opp.	Pitcher(s)
2	6/27/12	at CHC	J. Samardzija / C. Coleman
2	7/26/13	at WAS	J. Zimmermann / D. Storen
2	6/29/16	NYM	L. Verrett / S. Gilmartin
2	7/16/17	at CIN	H. Bailey
2	8/4/17	at CHC	K. Hendricks
2	7/31/18	NYM	J. Rhame

LEADOFF HOME RUNS (1)

Date	Opp.	Pitcher
9/21/18	CWS	R. Lopez

WALK-OFF RBI (4)

Date	Opp.	Pitcher	Play
8/16/09	SF	J. Affeldt	RBI single
4/9/12	WAS	H. Rodriguez	RBI single
4/14/17	PHI	J. Gomez	RBI double
7/7/17	ARL	I. Kroll	RBI single

GRAND SLAMS (2)

Date	Opp.	Pitcher
8/24/16	BAL	P. Bridwell
4/23/17	at NYM	Z. Wheeler

PINCH-HIT HOME RUNS (4)

Date	Opp.	Pitcher	Play
8/9/08	FLA	R. Pinto	2-run HR
10/02/09	HOU	D. Brocail	2-run HR
4/27/11	at WAS	T. Clippard	Solo HR
7/17/16	PIT	M. Melancon	Solo HR

23

Ht: 6-1 **Wt:** 218 **B/T:** R/R
Opening Day Age: 27
Born: April 3, 1991 in West Monroe, N.Y.
Major League Service: 1.092
Contract: Through 2019
Obtained: Selected in the third round of the 2012 First-Year Player Draft



TOM MURPHY

Catcher

T. MURPHY

CAREER HIGHLIGHTS

- Has appeared in 81 Major League games across parts of four seasons with Colorado (2015-18)
- In 2017, suffered a right forearm fracture March 11, was reinstated on June 15 and appeared in 12 games across two stints in the Major Leagues
- In 21 Major League games in 2016, posted the second-highest slugging percentage in the National League for Sept./Oct. (min. 40 at-bats)
- Hit home runs in three consecutive games as a September call-up in 2015, a streak that began on his fourth career game, Sept. 19 vs. SD

MAJOR LEAGUE DEBUT

9/12/15 at SEA

FIRST ML HIT

9/19/15 vs. SD (single, Robbie Erlin)

FIRST ML HOME RUN

9/19/15 vs. SD (Marcos Mateo)

2018: Appeared in a career-high 37 games across two stints in his fourth Major League season.

- Started 20 games, 19 games at catcher and one at DH ... hit .231 (18-for-78) with one home run and nine RBI as a starter ... posted a 4.34 catcher's ERA behind the plate in 170 innings.
- Batted .200 (3-for-15) with one double, one home run, two RBI and a walk as a pinch-hitter ... pinch-hit, go-ahead solo home run in the eighth inning on July 21 at Arizona, the second pinch-hit home run of his career.
- Recorded a career-high-tying three hits twice, June 12 at Philadelphia and June 22 vs. Miami ... career-high two doubles June 22 vs. Miami.
- Placed on the paternity list July 1 and reinstated on July 10.
- In 64 games with Albuquerque, batted .258 (61-for-236) with 16 doubles, three triples, 17 home runs and 49 RBI.

2017: Missed three months due to a fractured right forearm suffered in a Spring Training game while throwing down to second base and striking the hitter's bat.

- Appeared in 12 games across two stints with the Rockies, his third season with the Major League club.
- Was 1-for-20 in eight games with the Rockies after being reinstated from the DL ... optioned to Triple-A on June 30 before being recalled again in September.
- In 38 games with Albuquerque, batted .255 (36-for-141) with 10 doubles, one triple, four home runs, 19 RBI, nine walks and 56 strikeouts.

2016: Was a September call-up for the Rockies for the second consecutive year, after spending the entire season with Triple-A Albuquerque.

- In 21 games, posted a .659 slugging percentage, the second-highest in the National League in Sept./Oct. (min. 40 at-bats).
- Hit two home runs and had a career-high RBI Sept. 17 vs. San Diego, his career multi-home run game ... was behind the plate for Jon Gray's 16-strikeout complete-game shutout.
- In 80 games for Triple-A Albuquerque, batted .327 (99-for-303) with 53 runs, 26 doubles, seven triples, 19 home runs, 59 RBI, 16 walks and 78 strikeouts.

2015: Made his Major League debut Sept. 12 at Seattle, and went 0-for-3 with one run.

- Recorded his first Major League hit, RBI and home run in his fourth game, going 3-for-5 vs. San Diego on Sept. 19 in a 10-2 Rockies win ... hit his first Major League home run in the fifth inning off Marcos Mateo.
- Hit a home run in three consecutive games (Sept. 19-23), driving in a combined eight runs.
- Suffered a shoulder injury Oct. 3, forcing him to miss the Arizona Fall League season.

2014: Spent the season at Double-A Tulsa but played in just 27 games due to injuries.

(T. MURPHY, continued)

- Hit .213 (20-for-94) with four doubles, five home runs, 15 RBI and 16 runs ... caught 23 games and was the club's designated hitter in four games.
- Played his last game of the season on May 15 ... missed the final three and a half months due to a shoulder injury.

2013: Named an Eastern League Mid-season and Post-season All-Star, Topps Class-A All-Star and MiLB.com Organization All-Star, after hitting .288 (83-for-288) with 26 doubles, two triples, 10 home runs and 74 RBI for Low-A Asheville.

- Began the season with Asheville before being promoted to Tulsa on Aug. 6 to finish the season ... hit .290 (20-for-69) with five doubles, three home runs and nine RBI in 20 games for Tulsa ... earned South Atlantic League Player of the Week honors on three separate occasions.
- *Baseball America* rated him as the seventh-best prospect in the organization, as well as the #1 catching prospect.

2012: In his first professional season, played the third-most games for Short-Season Tri-City.

- Led the Dust Devils with his 22 extra-base hits (13 2B, 3 3B, 6 HR) and 38 RBI ... rated the 14th-best prospect for the Rockies by *Baseball America*.
- Recorded a 20-game hitting streak from July 20-Aug. 10, going 27-for-82 (.329).

PERSONAL: Thomas James Murphy ... son of Tom and Kelly ... has a younger brother, Jacob, who is a forest technician ... his family still lives in the house that his father built.

- Married to Lindsay, together they reside in Constantia, N.Y., in the offseason with their daughter Tessa ... welcomed son Thomas William-Jase Murphy on July 7, 2018.
- Enjoys hunting, fishing and any other version of exploring with family and friends in the Adirondacks.
- Enjoys reading anything from fantasy novels to philosophy.

HIGH SCHOOL/COLLEGE: Attended Paul V. Moore High School in Central Square, N.Y.

- Majored in business administration at the University of Buffalo.

2018

HIGHS AND LOWS

CAREER

3, 2x, last: June 22 vs. MIA	Hits	3, 3x, last: June 22, 2018 vs. MIA
1, 2x, last: July 29 vs. OAK	Home Runs	2, Sept. 17, 2016 vs. SD
2, 3x, last: July 29 vs. OAK	RBI	5, Sept. 17, 2016 vs. SD
4, June 12-16	Hit Streak	5, Sept. 19-27, 2015
1, 5x, last: July 29 vs. OAK	Runs	2, Sept. 17, 2016 vs. SD
2, June 22 vs. MIA	Doubles	2, June 22, 2018 vs. MIA
1, July 28 vs. OAK	Triples	1, July 28, 2018 vs. OAK
5, June 22 vs. MIA	Total Bases	8, Sept. 17, 2016 vs. SD
1, 3x, last: Aug. 5 at MIL	Walks	1, 13x, last: Aug. 5, 2018 at MIL
3, 6x, last: Aug. 5 at MIL	Strikeouts	4, Sept. 29, 2016 at SF
None	Stolen Bases	1, Sept. 23, 2016 at LAD

MURPHY'S CAREER RECORD

Year	Team	AVG	G	AB	R	H	2B	3B	HR	RBI	SAC	SF	HBP	BB	IBB	SO	SB	CS	GIDP	OBP	SLG
2012	Tri-City	.288	55	212	26	61	13	3	6	38	1	2	7	14	1	52	1	1	3	.349	.462
2013	Asheville	.288	80	288	55	83	26	2	19	74	3	3	10	37	0	87	4	5	2	.385	.590
	Tulsa	.290	20	69	9	20	5	0	3	9	0	0	1	4	0	16	0	0	1	.338	.493
2014	Tulsa	.213	27	94	16	20	4	0	5	15	0	0	1	14	0	27	0	0	4	.321	.415
2015	New Britain	.249	72	265	36	66	17	1	13	44	0	1	5	23	1	80	5	2	3	.320	.468
	Albuquerque	.271	33	129	19	35	9	2	7	19	0	1	1	5	1	43	0	1	3	.301	.535
	COLORADO	.257	11	35	5	9	1	0	3	9	0	0	0	4	1	10	0	0	0	.333	.543
2016	Albuquerque	.327	80	303	53	99	26	7	19	59	0	1	1	16	0	78	1	1	5	.361	.647
	COLORADO	.273	21	44	8	12	2	0	5	13	0	0	1	4	0	19	1	0	2	.347	.659
2017	Albuquerque	.255	38	141	22	36	10	1	4	19	0	1	3	9	0	56	0	0	1	.312	.426
	COLORADO	.042	12	24	1	1	1	0	0	1	0	0	0	2	1	9	0	0	0	.115	.083
2018	Albuquerque	.258	64	236	40	61	16	3	17	49	0	1	5	22	0	76	4	2	1	.333	.568
	COLORADO	.226	37	93	5	21	7	1	2	11	0	0	0	3	1	44	0	1	2	.250	.387
	Minor League Totals	.277	469	1737	276	481	126	19	93	326	4	10	34	144	3	515	15	12	23	.342	.532
	Major League Totals	.219	81	196	19	43	11	1	10	34	0	0	1	13	3	82	1	1	4	.271	.439

(MURPHY, continued)

MURPHY'S CAREER FIELDING

POS.	G	GS	INN	TC	PO	A	E	DP	PCT	SB	CS	CS%
C	53	44	396.0	432	400	24	8	2	.981	27	10	27%

MURPHY'S CAREER TRANSACTIONS

- 2012: Selected by Colorado in the third round of the First-Year Player Draft (signed by Ed Santa).
- 2017: Placed on the 10-day disabled list, April 2 (right forearm fracture); sent to Minors for rehabilitation (Albuquerque), June 3; reinstated from the disabled list, June 15.
- 2018: Placed on paternity list July 7; reinstated from paternity list, July 10.

PINCH-HIT HOME RUNS (2)

Date	Opp.	Pitcher	Play
9/4/16	ARI	P. Corbin	Solo HR
7/21/18	at ARI	Y. Hirano	Solo HR

59

Ht: 6-1 Wt: 206 B/T: L/L
Opening Day Age: 27
Born: March 3, 1992 in Nutter Fort, W.Va.
Major League Service: 0.162
Contract: Through 2019
Obtained: Selected in the eighth round of the 2014 First-Year Player Draft



HARRISON MUSGRAVE

Left-Handed Pitcher

MUSGRAVE

CAREER HIGHLIGHTS

- Made his Major League debut April 23, 2018 vs. San Diego
- Career-high 153.1 innings in 2016, pitching at both Triple-A and Double-A
- In 2015, was named the California League Pitcher of the Week for the week ending July 5
- Underwent Tommy John surgery in 2011

MAJOR LEAGUE DEBUT

4/23/18 vs. SD

FIRST ML WIN

7/13/18 vs. SEA

2018: Made 35 relief appearances in his rookie season, including his Major League debut on April 23 vs. San Diego.

- Had his contract selected from Triple-A Albuquerque April 23 and made his Major League debut that night vs. San Diego ... pitched a scoreless inning with one strikeout.
- Worked more than one inning 18 times, including a season-high three innings in his first Major League win, July 13 vs. Seattle.
- Limited opponents to a .224 average (36-for-161) ... lefties batted .217 (15-for-69), while right-handers batted .228 (21-for-92).
- Had one stint on the bereavement list (June 9-13) and one stint on the 10-day disabled list, July 14-24 (right hip flexor strain).
- Optioned to Albuquerque on Aug. 17 and returned Sept. 1 for his second stint on the roster ... allowed runs in two of his 10 appearances in September (2.79 ERA).
- Appeared in two games in the NLDS vs. Milwaukee, allowing one run on one hit with three walks (one intentional) and two strikeouts in 0.2 innings pitched.
- Made five relief appearances and three starts with Albuquerque, going 0-1 with a 5.40 ERA (16.2 IP, 10 ER).

2017: Made a career-low 12 starts with two stints on the disabled list.

- Attended his first Major League Spring Training.
- Began the season with Triple-A Albuquerque, before being placed on the 7-day disabled list May 2 with right hip inflammation ... was reinstated on May 26 and made seven more starts before fracturing a finger on his left hand, ending his season.

2016: Split the season with Double-A Hartford and Triple-A Albuquerque, going 13-8 with a 3.64 ERA (153.1 IP, 62 ER) between the two teams.

- Went 5-1 with a 1.79 ERA (40.1 IP, 8 ER) in six starts with Hartford, before being promoted to Triple-A.
- As a member of the Isotopes, went 8-7 with a 4.30 ERA (113.0 IP, 54 ER) over 19 starts ... his 113.0 innings pitched were second on the team.
- His 153.1 innings pitched were a career high.

2015: Began the season with High-A Modesto, where he went 10-1 with a 2.88 ERA (90.2 IP, 29 ER) before being promoted to Double-A New Britain.

- While with New Britain, allowed more than three earned runs only once and pitched three consecutive scoreless starts from Aug. 16-27.
- Named the California League Pitcher of the Week for the week ending July 5, after pitching seven scoreless innings with one hit, no walks and eight strikeouts.

2014: Appeared in 13 games, including 11 starts, for Rookie Level Grand Junction in his first professional season.

- Pitched three innings of scoreless, hitless relief in his professional debut, June 25 vs. Ogden.
- Made his first professional start in his next appearance, June 30 at Orem, allowing eight runs, six earned, on seven hits with one home run, three walks and two strikeouts in 1.1 innings pitched.

(MUSGRAVE continued)

PERSONAL: Harrison Scott Musgrave ... resides in West Virginia during the offseason.

- Son of Gary and Joyce ... has two older brothers, Tyler and Preston, and a 10-year-old son named Alexander.
- His brother Preston serves in the Navy.
- In his free time, enjoys playing video games ... favorite food is pepperoni rolls.

HIGH SCHOOL/COLLEGE: Attended West Virginia University and was named the Big 12 Pitcher of the Year in 2013.



MUSGRAVE

HIGHS AND LOWS

Most IP	3.0, July 13 vs. SEA
Runs	3, 3x, last: Aug. 15 at HOU
ER	3, 3x, last: Aug. 15 at HOU
Hits	4, Aug. 15 at HOU
HRs	2, Aug. 15 at HOU
Walks	3, July 13 vs. SEA
Strikeouts	3, 2x, last: June 15 at TEX
10+ Strikeout Games	None
Win Streak	2, July 13-Sept. 5
Losing Streak	3, May 30-June 27

MUSGRAVE'S CAREER RECORD

Year	Team	W	L	ERA	G	GS	CG	SHO	GF	SV	IP	H	R	ER	HR	HB	BB	IBB	SO	WP	BK
2014	Grand Junction	2	4	5.44	13	11	0	0	0	0	48.0	60	40	29	10	0	14	0	50	6	1
2015	Modesto	10	1	2.88	16	16	0	0	0	0	90.2	81	34	29	7	4	19	0	83	3	1
	New Britain	3	4	3.18	11	11	0	0	0	0	56.2	55	27	20	7	1	13	0	53	2	0
2016	Hartford	5	1	1.79	6	6	0	0	0	0	40.1	20	9	8	1	1	8	0	30	0	0
	Albuquerque	8	7	4.30	19	19	0	0	0	0	113.0	118	57	54	17	2	40	0	79	2	1
2017	Albuquerque	3	1	6.79	12	12	0	0	0	0	54.1	64	41	41	10	4	26	0	39	2	0
2018	Albuquerque	0	1	5.40	8	3	0	0	2	0	16.2	23	12	10	2	1	6	0	18	0	0
	COLORADO	2	3	4.63	35	0	0	0	8	0	44.2	36	23	23	7	1	22	2	32	2	1
Minor League Totals		31	19	4.10	85	78	0	2	0	2	419.2	421	220	191	54	13	126	0	352	15	3
Major League Totals		2	3	4.63	35	0	0	0	8	0	44.2	36	23	23	7	1	22	2	32	2	1

MUSGRAVE'S CAREER POSTSEASON RECORD

Year	Series	Team	Opp	W	L	ERA	G	GS	CG	SHO	GF	SV	IP	H	R	ER	HR	HB	BB	IBB	SO	WP	BK
2018	NLDS	COL	MIL	0	0	13.50	2	0	0	0	0	0	0.2	1	1	1	0	0	3	1	2	0	0
Postseason Totals				0	0	13.50	2	0	0	0	0	0	0.2	1	1	1	0	0	3	1	2	0	0

MUSGRAVE'S CAREER FIELDING

POS.	G	GS	INN	TC	PO	A	E	DP	PCT
P	35	0	44.2	6	1	5	0	0	1.000

MUSGRAVE'S CAREER TRANSACTIONS

- 2014: Selected by Colorado in the eighth round of the First-Year Player Draft (signed by Ed Santa).
- 2018: Placed on the bereavement list, June 9; reinstated from the bereavement list, June 13 ... placed on the 10-day disabled list (right hip flexor strain), July 14; sent to Minors for rehabilitation (Albuquerque), July 21; reinstated from the 10-day disabled list; July 24.

72

Ht: 6-4 Wt: 214 B/T: R/R
Opening Day Age: 21
Born: May 29, 1997 in Poway, Calif.
Major League Service: 0.000
Contract: Through 2019
Obtained: Selected in the Competitive Balance Round A of the 2015 First-Year Player Draft



TYLER NEVIN

Infielder / Non-Roster Invitee

CAREER HIGHLIGHTS

- First Major League Spring Training in 2019
- Rated the #6 Rockies prospect by *Baseball America*
- A member of the 2018 Salt River Rafters in the Arizona Fall League, finishing second in MVP voting and named to the All-AFL squad
- Named a 2017 MiLB.com Organization All-Star

2018: Played in a career-high 100 games with High-A Lancaster, batting .328 (124-for-378) to rank second in the league.

- Batted .359 (85-for-237) with 17 doubles, nine home runs, 44 RBI and 26 walks across 63 games in the second half of the season.
- Named to 2018 All-Arizona Fall League Team ... ranked 19th among in the MLB Pipeline's annual Fall League Top 25 Prospects list ... led the AFL in hitting (.426), on-base percentage (.535), slugging (.593) and OPS (1.128) ... began the AFL season with a 10-game hitting streak ... the AFL's only .400 hitter, also finished third in the league with 20 RBI.

2017: Spent much of the season with Low-A Asheville, other than a short rehab stint with Short-Season Boise.

- In 76 games with Asheville, batted .305 (91-for-298) with 45 runs, 18 doubles, three triples, seven home runs and 47 RBI.
- Named the South Atlantic League Player of the Month for August, after batting .379 (44-for-116) with 10 doubles, three triples, one home run and 23 RBI in 29 games ... also named the SAL Player of the Week, Aug. 21-27, after batting .500 with six doubles in eight games.

2016: Missed a majority of the season with a hamstring injury.

2015: Rookie Level Grand Junction's starting third baseman in his first professional season.

- Batted .265 (50-for-189) in 53 games ... recorded 15 doubles, which ranked second-most on the team.

PERSONAL: Tyler Joseph Nevin, born in Poway, Calif. ... son of Phil and Kristin ... has a younger brother, Kyle.

- His father, Phil Nevin was a 12-year MLB veteran, playing for Houston (1995), Detroit (1995-97), Anaheim (1998), Texas (2005-06), Chicago-NL (2006) and Minnesota (2006) ... is the third base coach for the New York Yankees.

HIGH SCHOOL/COLLEGE: Attended Poway High School in Poway, Calif.



@TYLERNEVIN23



@TYLERNEVIN

NEVIN'S CAREER RECORD

Year	Team	AVG	G	AB	R	H	2B	3B	HR	RBI	SAC	SF	HBP	BB	IBB	SO	SB	CS	GIDP	OBP	SLG
2015	Grand Junction	.265	53	189	29	50	15	1	2	18	0	2	3	29	0	42	3	7	8	.368	.386
2016	Boise	1.000	1	1	1	1	1	0	0	0	0	0	0	0	0	0	0	0	0	1.000	2.000
2017	Boise	.233	6	30	4	7	3	0	1	5	0	0	0	0	0	9	0	1	0	.233	.433
	Asheville	.305	76	298	45	91	18	3	7	47	0	6	4	27	0	56	10	5	9	.364	.456
2018	Lancaster	.328	100	378	59	124	25	1	13	62	0	2	3	34	0	77	4	3	10	.386	.503
Minor League Totals		.305	236	896	138	273	62	5	23	132	0	10	10	90	0	184	17	16	27	.371	.462

NEVIN'S CAREER TRANSACTIONS

- 2015: Selected by Colorado in the Competitive Balance Round A of the First-Year Player Draft (signed by Jon Lukens).

50

Ht: 6-2 **Wt:** 210 **B/T:** L/R
Opening Day Age: 30
Born: July 18, 1988 in Phoenix, Ariz.
Major League Service: 0.153
Contract: Through 2019
Obtained: Signed as a Minor League free agent, Nov. 19, 2018.



NICHOLAS

BRETT NICHOLAS

Catcher / Non-Roster Invitee

CAREER HIGHLIGHTS

- Played nine seasons for the Texas Rangers organization (2010-17), including two years with the Major League club before being traded to San Diego in April of 2018, prior to Opening Day
- Spent last year with San Diego's Triple-A El Paso
- Twice a Pacific Coast League Mid-Season All-Star
- Will be in a Major League camp for a fourth straight year and fifth time in six seasons

MAJOR LEAGUE DEBUT

4/11/16 at SEA

FIRST ML HIT

4/11/16 at SEA (double, Mike Montgomery)

FIRST ML HOME RUN

4/25/16 vs. NYY (Dellin Betances)

2018: Played 117 games, including 55 at catcher and 48 at base, for Triple-A El Paso after being acquired by San Diego in early April.

- Hit .329 (26-for-79) in April and .333 (23-for-69) in July ... hit .296 (87-for-294) with 14 home runs and 62 RBI in 79 games over the half.
- Batted .306 (67-for-219) with nine homers and 50 RBI at home.
- Hit .302 (13-for-43) in late-and-close situations with three home runs and eight RBI.
- Was 7-for-20 with four RBI in postseason games.

2017: Appeared in 21 games with the Rangers, going 7-9 in his 16 starts behind the plate.

- On the disabled list April 2-27 with a torn meniscus in his left knee ... underwent arthroscopic surgery on March 20 ... reinstated from disabled list on April 28 and optioned to Round Rock after a rehab assignment with the Triple-A Express.
- Hit .311 (85-for-273) in 69 games at Round Rock ... named a Coast League Mid-Season All-Star for second consecutive season ... ranked second on the club in average at the time of promotion to Texas.
- Recalled by Texas on July 24 and spent the remainder of the season in the big leagues ... went 0-for-5 in two games, before batting .341 (14-for-41) over next 13 games.
- Became 12th position player to pitch for Texas, 14th overall in franchise history, on July 26 vs. Miami.
- Following the trade of Jonathan Lucroy, Nicholas split time with Robinson Chirinos at catcher for the remainder of the season ... homered and matched career high with three RBI in back-to-back starts on Aug. 12 vs. Houston and Aug. 17 vs. Chicago-AL.
- No errors in 113 chances.

2016: Batted .250 (9-for-36) with two home runs and four RBI over 12 games with Texas in his Major League action.

- Made his Major League start on April 11 at Seattle, going 2-for-4 with a double and two runs.
- First big league home run on April 25 vs. New York-AL off Dellin Betances, the home run of the season off the Yankees setup man and the road home run allowed by the righty since Aug. 13, 2014 at Baltimore.
- Had two stints with the Rangers: April 10-May 3 and Sept 2 through the end of season.
- Spent the majority of the season at Round Rock, earning a spot on the Coast League Mid-Season All-Star Team ... led club in average (.288) and doubles (27), ranked second in hits (115), and was fourth in RBI (58), runs (57) and total bases (183).

2015: Had a team-high 63 RBI and also ranked among Triple-A Round Rock club leaders in total bases (166, 2nd), doubles (22, 4th), home runs (12, T4th), and runs (49, 5th).

- Made starts at catcher (48), base (45) and designated hitter (14) for the Express ... threw out 15 of 55 (27.3%) would-be base stealers ... hit .291 (83-285) with nine home runs and 45 RBI in 78 games from May 1-Aug. 8.
- Tied for the team lead with RBI in postseason ... batted .195 (8-for-41) over 17 games with the Estrellas in the Dominican Winter League.

(NICHOLAS, continued)

2014: Ranked among the Express club leaders in hits (124, 2nd), RBI (58, 3rd) and doubles (20, 4th).

- Threw out 18 of 79 (22.8%) would-be base stealers, while compiling a .992 percentage.

2013: Led the Texas League in RBI (91), hits (146) and games (136), while also ranking among the league leaders in batting (.289, 4th), home runs (21, 7th), runs (71, 7th) and slugging (.474, 8th).

- Member of the Texas South Division All-Star team and the Post-Season All-Star team.
- Named the organization's Minor League Defender of the Month for May.
- Batted .230 (14-for-61) with seven doubles, one home run and six RBI over 17 games with the Surprise Saguaros in the Arizona Fall League.

2012: Spent the full season with High-A Myrtle Beach.

- Not a member of the Pelicans' Opening Day roster, but led the club in batting (.285), doubles (33) and RBI (63) ... ranked among the Carolina League leaders in doubles (T3rd), batting (8th) and RBI (T9th).
- Appeared in two games with the Surprise Saguaros in the Arizona Fall League, going 1-for-1 with a walk as a pinch-hitter.

2011: Split season between Short-Season Spokane and Myrtle Beach.

- Combined to bat .270 (63-233) with 22 doubles, six home runs and 45 RBI over 66 games ... played 63 of his 66 games with Spokane.
- Opened season with Myrtle Beach, appearing in three games ... transferred back to extended Spring Training on May 25, before joining Spokane for the start of its campaign ... led the club in both RBI (45) and doubles (21), while sharing the club lead in home runs (six).

2011: Split pro season between the Rookie Level Rangers and Spokane ... promoted to Spokane June 26.

PERSONAL: Brett James Nicholas ... married to Rachel and they have a son, Walker Frank ... resides in his hometown of Phoenix, Ariz., during the offseason.

- Son of Gene and Bev ... has two sisters, Rachael and Allison.
- His wife is an intellectual property attorney at a local firm in Arizona.
- Has a dog Griffey, named after his favorite player from his childhood, Ken Griffey Jr.
- Son is named after his late grandfather, Frank McCabe, who is a member of the State of Washington's Sports Hall of Fame.

HIGH SCHOOL/COLLEGE: Attended Pinnacle High School in Phoenix, Ariz.

- Played collegiately at Missouri, Gonzaga and Scottsdale Community College ... began his college career at Gonzaga ... studied

 @BNICHOLAS15

 @BNICHOLAS15

2017

HIGHS AND LOWS

CAREER

2, 4x, last: Sept. 15 at LAA.....	Hits	2, 5x, last: Sept. 15, 2017 at LAA
1, 2x, last: Aug. 17 vs. CWS.....	Home Runs	1, 4x, last: Aug. 17, 2017 vs. CWS
3, 2x, last: Aug. 17 vs. CWS.....	RBI	3, 2x, last: Aug. 17, 2017 vs. CWS
4, 2x, last: Aug. 24-Sept. 9.....	Hit Streak	4, 2x, last: Aug. 24-Sept. 9, 2017
1, 7x, last: Sept. 15 at LAA.....	Runs	2, April 11, 2016 at SEA
1, 4x, last: Sept. 9 vs. NYY.....	Doubles	1, 9x, last: Sept. 9, 2017 vs. NYY
None.....	Triples	None
5, 2x, last: Aug. 17 vs. CWS.....	Total Bases	5, 2x, last: Aug. 17, 2017 vs., CWS
1, 2x, last: Sept. 10 vs. NYY.....	Walks	2, May 2, 2016 at TOR
2, 2x, Sept. 30 vs. OAK.....	Strikeouts	2, 2x, last: Sept. 30, 2017 vs. OAK
None.....	Stolen Bases	None

(NICHOLAS, continued)**NICHOLAS' CAREER RECORD**

Year	Team	AVG	G	AB	R	H	2B	3B	HR	RBI	SAC	SF	HBP	BB	IBB	SO	SB	CS	GIDP	OBP	SLG
2010	AZL Rangers	.167	3	6	1	1	1	0	0	3	0	0	1	0	0	1	0	0	0	.286	.333
	Spokane	.245	51	192	24	47	10	0	3	32	0	2	2	20	1	49	2	0	4	.319	.344
2011	Spokane	.277	63	224	35	62	21	0	6	45	1	5	5	38	0	45	1	0	5	.386	.451
	Myrtle Beach	.111	3	9	0	1	1	0	0	0	0	0	0	2	0	3	0	0	0	.273	.222
2012	Myrtle Beach	.285	122	446	49	127	33	0	8	63	0	8	6	44	3	84	5	1	8	.351	.413
2013	Frisco	.289	136	506	71	146	25	3	21	91	0	10	13	46	7	123	2	1	8	.357	.474
2014	Round Rock	.274	127	452	40	124	20	1	10	58	1	4	7	27	2	112	4	1	11	.322	.389
2015	Round Rock	.268	109	403	49	108	22	0	12	63	1	5	2	27	1	79	2	2	12	.314	.412
2016	Round Rock	.288	101	400	57	115	27	1	13	58	3	3	3	38	1	88	2	2	15	.351	.458
	TEXAS	.275	15	40	5	11	5	0	2	4	0	0	1	4	0	9	0	0	2	.356	.550
2017	Round Rock	.311	69	273	35	85	18	2	7	38	1	1	5	13	1	59	2	1	8	.353	.469
	TEXAS	.238	22	63	7	15	4	0	2	11	0	0	2	0	13	0	0	2	.262	.397	
2018	El Paso	.291	117	412	65	120	30	1	16	83	0	3	4	37	0	86	1	1	13	.353	.485
	Minor League Totals	.282	901	3323	426	936	208	8	96	534	7	41	48	292	16	729	21	9	84	.344	.436
	Major League Totals	.252	37	103	12	26	9	0	4	15	0	0	1	6	0	22	0	0	4	.300	.456

NICHOLAS' CAREER FIELDING

Pos.	G	GS	INN	TC	PO	A	E	DP	PCT
C	34	26	248.0	214	202	12	0	4	1.000

NICHOLAS' CAREER TRANSACTIONS

- 2010: Selected by Texas in the sixth round of the First-Year Player Draft.
- 2017: Placed on the 10-day disabled list (torn meniscus, left knee), April 2; sent to the Minors for rehabilitation (Round Rock), April 24; reinstated from the disabled list, April 28.
- 2018: Acquired by San Diego from Texas in exchange for RHP Emmanuel Chase, April 5 ... signed by Colorado as a Minor League free agent, Nov. 11.

58

Ht: 6-1 Wt: 206 B/T: L/R
Opening Day Age: 24
Born: Jan. 17, 1995 in Elk Grove, Calif.
Major League Service: 0.000
Contract: Through 2019
Obtained: Selected in the sixth round of the 2013 First-Year Player Draft



DOM NUÑEZ

Catcher / Non-Roster Invitee

CAREER HIGHLIGHTS

- Fourth Major League Spring Training in 2019
- Named an MiLB.com Organization All-Star in 2015
- Transitioned from the infield to catcher prior to the 2014 season

2018: Spent his second season with Hartford as the club's starting catcher.

- Started 70 games at catcher and batted .222 (72-for-324) with 12 doubles, nine home runs and 42 RBI.
- Recorded a 38% caught stealing percentage, throwing out 19 of 50 base stealers.
- Attended his third Major League Spring Training and went 2-for-7 (.286) with one walk in six games played.

2017: Spent the entire season with Double-A Hartford, his first stint at that level.

- In his second Major League Spring Training, went 2-for-5 (.400) with one walk in five games.
- Drew a career-high-tying 53 walks.
- Played for Salt River in the Arizona Fall League and batted .091 (4-for-44) with two doubles, one RBI, one walk and 12 strikeouts.

2016: Attended his first Major League Spring Training prior to spending the entire season with High-A Modesto.

- Played in a career-high 105 games for the Nuts, batting .241 with 13 doubles, two triples and 10 home runs.

2015: Set career highs in runs (61), doubles (23), home runs (13) and RBI (53) with Low-A Asheville.

- Led the club with 13 home runs, tied for the lead with 53 walks and ranked third with 53 RBI.

2014: Used solely as a catcher in his second season with Rookie Level Grand Junction.

- Started 37 games behind the plate, his first experience as a catcher.

2013: Saw time at second base, shortstop and third base for Grand Junction in his first season.

- Tied for the team lead with 11 stolen bases.

PERSONAL: Dominic Manuel Nuñez ... son of Manuel and Keri ... has two older siblings, Katie and Nick ... resides in Sacramento, Calif., in the offseason.



@DOMNUÑEZ9

HIGH SCHOOL/COLLEGE: Graduated from Elk Grove High School in Elk Grove, Calif.

- Was committed to play at UCLA prior to signing with the Rockies.
- Played on the 2012 USA Baseball 18-under National Team that won the 2012 IBAF Junior AAA/18U World Championship in Seoul, South Korea.

NUÑEZ'S CAREER RECORD

Year	Team	AVG	G	AB	R	H	2B	3B	HR	RBI	SAC	SF	HBP	BB	IBB	SO	SB	CS	GIDP	OBP	SLG
2013	Grand Junction	.200	55	195	24	39	13	1	3	23	1	2	1	18	0	34	11	8	3	.269	.323
2014	Grand Junction	.313	46	176	30	55	12	0	8	40	0	1	0	21	1	28	5	7	3	.384	.517
2015	Asheville	.282	104	373	61	105	23	0	13	53	7	4	4	53	1	55	7	7	8	.373	.448
2016	Modesto	.241	105	390	44	94	13	2	10	51	4	7	0	49	3	91	8	1	8	.321	.362
2017	Hartford	.202	95	297	37	60	10	1	11	28	3	3	8	53	2	83	7	1	0	.335	.354
2018	Hartford	.222	92	324	34	72	12	0	9	42	2	3	2	46	3	73	8	6	8	.320	.343
Minor League Totals		.242	497	1755	230	425	83	4	54	237	17	20	15	240	10	364	46	30	30	.335	.386

NUÑEZ'S CAREER TRANSACTIONS

– 2013: Selected by Colorado in the sixth round of the First-Year Player Draft (signed by Gary Wilson).

45

Ht: 6-2 **Wt:** 203 **B/T:** R/R
Opening Day Age: 29
Born: March 13, 1990 in Tewksbury, Mass.
Major League Service: 3.063
Contract: Through 2019
Obtained: Selected in the 15th round of the 2012 First-Year Player Draft



SCOTT OBERG

Right-Handed Pitcher

CAREER HIGHLIGHTS

- His 210 relief appearances since his debut in 2015 are the most by a Rockies pitcher over that span
- Tied for the lead among National League relievers with eight wins in 2018
- His 2016 season was cut short due to axillary artery thrombosis, resulting in surgery after tests revealed blood clots in his right arm
- Made his Major League debut in 2015, pitching in 64 games for Colorado
- In 2015, was the first Rockies relief pitcher to win his Major League debut since 2007

OBERG

MAJOR LEAGUE DEBUT

4/14/15 at SF

FIRST ML WIN

4/14/15 at SF

FIRST ML SAVE

5/31/15 at PHI

2018: Recorded eight wins, which was tied for first among National League relievers and was scoreless in 47 of his 56 outings across two Major League stints.

- Recorded three straight wins July 15-21, first Rockies pitcher to accomplish that feat and the first time a Major League pitcher has won in three straight team victories since Billy Koch for the Oakland A's, Sept. 1-4, 2002.
- On the Opening Day roster and then optioned to Triple-A Albuquerque on April 24 ... recalled May 28 ... went 1-0 with a 1.76 ERA (15.1 IP, 3 ER) in 13 relief appearances for the Isotopes.
- Had a 1.60 ERA (8 ER, 45.0 IP) from June 1 through the end of the season, the lowest ERA over that span among NL relief pitchers (min. 45.0 IP).
- Made one stint on the disabled list June 10-27 (back strain), and one on the paternity list, Aug. 14-17.
- Had an 8.2-inning scoreless streak snapped on a home run July 10 (A.J. Pollock), his home run allowed since Sept. 24, 2017 at San Diego.
- His 53.2 percentage of inherited runners scored was the highest in NL ... second in NL with 47 inherited runners ... in MLB with 25 runners scored.
- Scoreless over 11 appearances from Aug. 30-Sept. 18 (12.2 IP), before allowing a three-run home run Sept. 19 (Yasiel Puig) at Dodger Stadium ... allowed four runs across 23 games after Aug. 10 (1.46 ERA, 24.0 IP).
- Appeared in each of the Rockies four postseason games, going 1-0 with a 4.91 ERA (3.2 IP, 2 ER), four hits, no walks and 10 strikeouts ... allowed both of his earned runs in Game 3 at Colorado ... has struck out 12 of his 17 batters faced in career postseason appearances.

2017: Spent the majority of the season with the Rockies, pitching in a career-high 66 games for Colorado.

- Pitched two or more innings four times ... his only decision was a loss at Philadelphia on May 27.
- Recorded a 2.25 ERA (12.0 IP, 3 ER) in 13 appearances in September ... allowed four hits and two runs over his nine games (April 3-23) for a 2.00 ERA.
- Made three appearances at Triple-A Albuquerque after Aug. 5 option ... allowed one earned run over 4.1 innings ... returned to Colorado for the rest of the season, Aug. 18.
- In nine games vs. Arizona, recorded an 0.82 ERA (11.0 IP, 1 ER) ... logged a 2.38 ERA (11.1 IP, 3 ER) in 13 games against the Los Angeles-NL.
- Got the final two outs in the second inning in relief of starter Jon Gray on Oct. 4 in the Wild Card game at Arizona, his first postseason experience.

2016: Appeared in 24 Major League games, before being diagnosed with axillary artery thrombosis in August.

- Scored upon in eight of 24 outings across three stints with the Rockies in his second Major League season.
- Originally recalled from Triple-A April 25 and optioned May 20 ... scored upon in three of eight outings in that span with a 4.76 ERA (11.1 IP, 6 ER).
- Recalled July 23 and made 15 appearances before being placed on the 15-day disabled list on Aug. 22 with

(OBERG, continued)

axillary artery thrombosis ... was transferred to the 60-day disabled list Aug. 26 ... subsequently underwent surgery after tests revealed blood clots in his right arm.

- Went 1-1 with one save and a 6.39 ERA (12.2 IP, 9 ER) over those 15 appearances.
- Recorded his only win of the season Aug. 11 at Texas.
- Was 1-0 with nine saves in 10 opportunities in 27 appearances at Triple-A ... notched a 2.43 ERA (29.2 IP, 8 ER) ... had a 1.80 ERA (14.0 IP, 2 ER) in 13 home games with Albuquerque.
- Scored upon _____ times at Triple-A ... had a 1.80 ERA (10.0 IP, 2 ER) in June, 1.00 (9.0 IP, 1 ER) in July, with four saves.

2015: Appeared in 64 Major League games over three different stints with the Rockies.

- Made his Major League debut April 14 at San Francisco, pitching a scoreless inning and allowing one hit in a 4-1 victory.
- First Rockie to win Major League debut since Tyler Matzek vs. Atlanta, June 11, 2014 ... Colorado reliever to win debut since Alberto Arias, May 1, 2007 at San Francisco.
- Converted his _____ Major League save at Philadelphia in a 4-1 victory, allowing one hit in one inning vs. the Phillies May 31.
- Also won games May 19 vs. Philadelphia and Aug. 7 at Washington ... lost four times: May 10 vs. the Dodgers, Aug. 2 at St. Louis, Aug. 28 at Pittsburgh and Sept. 1 in game two of a doubleheader vs. Arizona.
- Stranded 31 of 39 inherited runners (20.5% scored), ranking 10th in the National League.
- Was 1-2 with a 3.94 ERA (29.2 IP, 13 ER) in 32 games at home ... posted a 2.19 ERA (12.1 IP, 3 ER) in 13 May appearances.
- On April 19 at Los Angeles-NL, allowed three home runs and recorded one out in the sixth inning.
- Streak of 12 scoreless appearances (10.1 IP) snapped Sept. 30 at Arizona ... had allowed three runs on Sept. 1 vs. Arizona in a 5-3 loss at home, then was not scored upon until that Sept. 30 contest vs. the Diamondbacks.
- Was 1-0 with two saves and a 1.13 ERA (8.0 IP, 1 ER) in seven games at Triple-A ... was 1-0 with two saves and a 1.29 ERA (7.0 IP, 1 ER) over six July appearances, July 12-29, his longest stint in the Minors in 2015 ... did not allow a home run at Triple-A.

2014: Spent his third professional season at Double-A Tulsa, going 15-for-15 in save opportunities, but appeared in just 27 games due to a strained shoulder.

- Placed on the 7-day disabled list June 13, and pitched only twice more, July 31 and Aug. 3, for a combined two innings.
- Made just six appearances after May due to injury...despite the injury, was named to the Texas League Mid-Season All-Star team.
- Earned a save in four straight outings, June 1-8, his longest such streak of the season.

2013: A California League All-Star, led the High-A Modesto Nuts in appearances with 56 and ranked second in the league.

- His 1.86 ERA (53.1 IP, 11 ER) ranked third among all California League pitchers who made at least 40 appearances.
- Also led the league with 33 saves, which were the most among Rockies organizational pitchers.
- Limited right-handed hitters to a .170 clip (19-for-112) and right-handed hitters to .190 (15-for-79) ... pitched one inning in the 2013 California-Carolina League All-Star game.

2012: Relieved in 25 games for Rookie Level Grand Junction in his first professional campaign and led the Pioneer League with 13 saves, en route to being named a Post-Season All-Star.

PERSONAL: Scott Michael Oberg ... married to Diana, a nurse practitioner ... they reside in Sewell, N.J., in the offseason ... welcomed a baby girl, Charlotte Rose, in August 2018.

- Son of Royd and Teresa, who reside in his hometown of Tewksbury, Mass ... has one brother, Jeffrey.
- Is an avid soccer fan and supports Tottenham Hotspur F.C. (England)
- Enjoys watching _____ and reading in his free time.

HIGH SCHOOL/COLLEGE: Attended and pitched at Tewksbury Memorial High School in Tewksbury, Mass.

- Attended the University of Connecticut, where he played with Houston Astros outfielder George Springer, Red Sox pitcher Matt Barnes and Arizona Diamondbacks infielder Nick Ahmed.



@SCOTTOBERG45

(OBERG, continued)

2018	HIGHS AND LOWS	CAREER
2.0, 6x, last: Sept. 12 vs. ARI.....	Most IP	2.0, 17x, last: Sept. 12, 2018 vs. ARI
None.....	Low-hit CG	None
5, April 23 vs. SD.....	Runs	5, 3x, last: April 23, 2018 vs. SD
5, April 23 vs. SD.....	ER	5, April 23, 2018 vs. SD
4, April 18 at PIT.....	Hits	4, 6x, last: April 18, 2018 at PIT
2, Aug. 9 vs. LAD.....	HRs	3, April 19, 2015 at LAD
2, April 23 vs. SD.....	Walks	3, July 14, 2017 at NYM
3, 5x, last: Sept.. 27 vs. PHI.....	Strikeouts	3, 11x, last: Sept. 27, 2018 vs. PHI
None.....	10+ Strikeout Games	None
7, April 13-Sept. 18.....	Win Streak	7, April 13-Sept. 18, 2018
1, Sept. 19.....	Losing Streak	2, Aug-28-Sept. 1, 2015

OBERG

OBERG'S CAREER RECORD

Year	Team	W	L	ERA	G	GS	CG	SHO	GF	SV	IP	H	R	ER	HR	HB	BB	IBB	SO	WP	BK
2012	Grand Junction	0	2	2.33	25	0	0	0	22	13	27.0	20	9	7	2	0	6	0	29	0	0
2013	Modesto	1	6	1.86	56	0	0	0	49	33	53.1	34	14	11	4	0	27	1	61	3	0
2014	Tulsa	0	1	2.63	27	0	0	0	24	15	27.1	22	8	8	1	1	6	0	21	1	0
2015	Albuquerque	1	0	1.13	7	0	0	0	4	2	8.0	14	1	1	0	0	2	0	11	0	0
	COLORADO	3	4	5.09	64	0	0	0	11	1	58.1	58	35	33	10	6	31	2	44	6	1
2016	Albuquerque	1	0	2.43	27	0	0	0	22	9	29.2	16	8	8	1	1	11	0	36	3	0
	COLORADO	1	1	5.19	24	0	0	0	9	1	26.0	26	15	15	3	1	11	2	20	3	0
2017	Albuquerque	1	0	2.08	3	0	0	0	2	0	4.1	2	1	1	0	0	1	0	5	0	0
	COLORADO	0	1	4.94	66	0	0	0	12	0	58.1	70	35	32	4	2	24	2	55	3	0
2018	Lancaster #	0	0	0.00	1	0	0	0	0	0	1.0	0	0	0	0	0	1	0	1	1	0
	Albuquerque	1	0	1.76	13	0	0	0	7	3	15.1	14	3	3	1	0	2	0	14	1	0
	COLORADO	8	1	2.45	56	0	0	0	7	0	58.2	45	17	16	4	3	12	0	57	3	0
Minor League Totals		5	9	2.11	159	0	0	0	130	75	166.0	122	44	39	9	2	56	1	179	8	0
Major League Totals		12	7	4.29	210	0	0	0	39	2	201.1	200	102	96	21	12	78	6	176	15	1

Minor League rehab

OBERG'S CAREER POSTSEASON RECORD

Year	Series	Team	Opp	W	L	ERA	G	GS	CG	SHO	GF	SV	IP	H	R	ER	HR	HB	BB	IBB	SO	WP	BK
2017	NLWC	COL	ARI	0	0	0.00	1	0	0	0	0	0	0.2	0	0	0	0	0	0	0	2	0	0
2018	NLWC	COL	CHC	1	0	0.00	1	0	0	0	1	0	1.1	0	0	0	0	0	0	0	4	0	0
	NLDS	COL	MIL	0	0	7.71	3	0	0	0	0	0	2.1	4	2	2	0	0	0	0	6	1	1
Postseason Totals				1	0	4.15	5	0	0	0	1	0	4.1	4	2	2	0	0	0	0	12	1	1

OBERG'S CAREER FIELDING

POS.	G	GS	INN	TC	PO	A	E	DP	PCT
P	210	0	201.1	38	13	25	0	3	1.000

OBERG'S CAREER TRANSACTIONS

- 2012: Selected by Colorado in the 15th round of the First-Year Player Draft (signed by Mike Garlatti).
- 2016: Placed on the 15-day disabled list (axillary artery thrombosis, right arm), Aug. 22; transferred to 60-day disabled list, Aug 26; reinstated from the 60-day disabled list, Nov. 7.
- 2018: Placed on the 10-day disabled list (back strain), June 10; sent to Minors for rehabilitation (Albuquerque), June 23; reinstated from the 10-day disabled list, June 27; placed on the paternity list, Aug 14; reinstated from the paternity list, Aug. 17.

18

Ht: 5-10 **Wt:** 205 **B/T:** R/R
Opening Day Age: 36
Born: July 15, 1982 in Jeongeup, South Korea
Major League Service: 3.000
Contract: Through 2019
Obtained: Acquired via trade with Toronto, July 26, 2018
Pronunciation: SEUNG-hwan



SEUNGHWAN OH

Right-Handed Pitcher

CAREER HIGHLIGHTS

- Made his first career postseason appearances in the 2018 NL Wild Card Game and NL Division Series
- Led the Cardinals with 19 saves in his first MLB season in 2016, ranking tied for 10th in the NL ... the 19 saves were the second-most by a Cardinals rookie, behind Todd Worrell's 36 in 1986.
- Appeared in 76 games in 2016, seventh-most among NL relievers and second-most by a Cardinals rookie (Mike Perez, 77 in 1992)
- Among NL relievers in 2016, ranked third in ERA (1.92), fourth in strikeouts (104), fifth in innings pitched (79.2) and fifth in WHIP (0.92) ... the 104 strikeouts were the third-most in Cardinals history by a reliever, behind Mark Littell (120, 1978) and Trevor Rosenthal (108, 2013).
- His 76 appearances in 2016 were the second-most ever by a South Korean-born pitcher (Byung-Hyun Kim, 78 in 2001), while his 19 saves ranked second behind Kim's 36 in 2002 ... his 1.92 ERA was the lowest by a South Korean-born pitcher.
- Signed with Hanshin of the Japanese Central Baseball League prior to the 2014 season.
- Set a JPCL record with 39 saves in 2014, before breaking his own record with 41 saves in 2015
- Made his pro debut in the Korea Baseball Organization in 2005 with Samsung ... was named the KBO Rookie of the Year as he recorded 115 strikeouts in 99.0 innings.
- Matched his previous KBO (2006) record with 47 saves in 2011.

MAJOR LEAGUE DEBUT

4/3/16 with STL at PIT

FIRST ML WIN

4/10/16 with STL at ATL

FIRST ML SAVE

7/2/16 with STL at ATL

2018: Acquired from Toronto on July 26 in exchange for infielder Chad Spanberger, outfielder Forrest Wall and relief pitcher Bryan Baker.

- Went 4-3 with a 2.68 ERA (47.0 IP, 14 ER) and two saves in opportunities in 48 games as a member of the Blue Jays, before being traded on July 26 ... signed with Toronto on Feb. 28.
- Scoreless in 21 of 25 appearances with Colorado, going 2-0 with a 2.53 ERA (21.1 IP, 6 ER), seven walks and 24 strikeouts.
- Limited right-handers to a .166 batting average all season, including .159 with the Rockies.
- Scored upon once in three postseason appearances, allowing two runs on three hits with four walks (two intentional) and two strikeouts over three innings... pitched 1.2 scoreless innings in the Wild Card game at Chicago-NL.

2017: Went 1-6 with 20 saves and a 4.10 ERA (59.1 IP, 27 ER) in 62 relief appearances with St. Louis.

- Led the Cardinals and ranked tied for 10th in the National League with 38 games
- Converted 20 of 24 save opportunities ... the 20 saves ranked tied for 13th in the NL ... recorded only two saves after the All-Star break.
- Pitched on consecutive days 16 times and three consecutive days a team-leading four times.
- Pitched a career-high 13 consecutive games (15.0 innings) without allowing an earned run from April 18-May 17.
- Struck out all four batters faced on May 23 at Los Angeles-NL to tie a career best (three times).
- Allowed four hits in an outing for the time in his MLB career on June 11 vs. Philadelphia.
- Ended season with a six-game losing streak (May 1-end of season), the longest streak by a Cardinals pitcher in 2017 and tied for the seventh-longest in the NL.
- Made two relief appearances for South Korea in the World Baseball Classic.

HO

OH, continued)

2016: In his first year in the Majors, led the Cardinals with 19 saves, ranking tied for 10th in the NL.

- The 19 saves were the second-most by a Cardinals rookie behind Todd Worrell's 36 saves in 1986.
- Ranked fourth among NL relievers with 104 strikeouts, the third-most by a reliever in Cardinals franchise history behind Mark Littell (120 in 1978) and Trevor Rosenthal (108 in 2013).
- His 1.92 ERA ranked third among NL relievers, and his 0.92 WHIP ranked
- His 76 appearances were the second-most by a South Korean-born pitcher (78, Byung-Hyun Kim, 2001), while his 19 saves ranked second behind Kim's 36 in 2002 ... his 1.92 ERA was the lowest by a South Korean-born pitcher (min. 70.0 IP).
- First Major League strikeout was David Freese (looking) on Opening Day, April 3 at Pittsburgh.
- Recorded his Major League win July 2 vs. Atlanta.
- Saved both games of a doubleheader on July 20 vs. San Diego, the time by a Cardinals pitcher since Jason Isringhausen in 2004.
- Season-high 14.1 inning scoreless streak Aug. 3-30 over 12 appearances.

2015: Played his second season with Hanshin of the Japanese Central League of Nippon Professional Baseball and broke his own saves record with 41, surpassing his 39 saves from 2014.

- Tied for the league lead in saves with Tony Barnette (Yakult Swallows) ... led the league with 54 games finished.
- Named a NPB All-Star for the Central League.

2014: Signed with Hanshin and established the JPCL saves record with 39, setting the mark for saves by a Korean player in Japanese League play.

- Named the Top Closer in Japan.
- Earned Climax Series MVP honors, recording three saves vs. the Yomiuri Giants in a four-game sweep.

2013: Became the youngest and fastest pitcher to record 250 saves in the Korean Baseball Organization.

- Went 4-1 with 28 saves, a 1.74 ERA, 10 walks and 54 strikeouts in 48 relief appearances in his final season with Samsung.

2012: Made 50 relief appearances for Samsung, going 2-1 with 37 saves and a 1.94 ERA.

- Earned his fifth career KBO Relief Man Award.

2011: Made 54 relief appearances and led the KBO with 47 saves, matching his previous league record set in 2006.

- Became the youngest and fastest pitcher to reach 200 saves on Aug. 12 (29 years, 11 months, 28 days; 334 appearances).
- Saved 28 straight games, establishing a new Asian saves record on Sept. 27, surpassing the mark of 22 by Kazuhiro Sasaki.

2010: A right thigh muscle strain limited him to a single-season low 16 relief appearances.

- Saved four games and struck out 19 batters over 14.0 innings.

2009: Pitched in only 35 games due to a right shoulder muscle strain.

- Made two relief appearances for South Korea in the World Baseball Classic ... allowed two runs on three hits over 1.0 inning.

2008: Led the KBO with 39 saves, his third straight season leading the league.

- Struck out 51 batters over 57.2 innings, his first season in which he did not average over one strikeout per inning.

2007: Posted his second straight 40-save season, leading the KBO, and was named a KBO All-Star.

- Nailed down his 100th save on Sept. 18 ... became the fastest player to reach 100 saves in KBO history in 180 appearances.

2006: Set a new KBO and Asian saves record with 47 ... named a KBO All-Star.

- Appeared in four games for South Korea in the World Baseball Classic, all scoreless relief appearances ... recorded one save and finished all four games ... struck out three over 3.0 innings pitched.

2005: Made his pro debut in the Korean Baseball Organization as a member of Samsung.

- Named the KBO Rookie of the Year after going 10-1 with 16 saves and a 1.18 ERA, including 20 walks and 115 strikeouts.
- Named a KBO All-Star and helped Samsung to a Korean Series Championship.

(OH, continued)

PERSONAL: Seunghwan Oh ... resides in Seoul, South Korea.

- Played for the South Korea National Baseball Team at the 2004 World University Baseball Championships in Taiwan, helping his team to a bronze medal.
- Nicknamed "Stone Buddha" and "Final Boss."
- Was a member of the Gold Medal-winning South Korean team in the 2008 Summer Olympics in Beijing.

HIGH SCHOOL/COLLEGE: Attended Kyunggi High School in Seoul, South Korea.

- Graduated from Dankook University in 2004, where he pitched for two years while recovering from Tommy John surgery.



@SEUNGHWANOH_26

HO

2018

HIGHS AND LOWS

CAREER

2.0, 2x, last: July 8 vs. NYY.....**Most IP**..... 2.0, 8x, last: July 8, 2018 vs. NYY
 None.....**Low-hit CG**..... None
 3, 4x, last: Sept. 3 vs. SF.....**Runs**..... 3, 9x, last: Sept. 3, 2018 vs. SF
 3, 4x, last: Sept. 3 vs. SF.....**ER**..... 3, 8x, last: Sept. 3, 2018 vs. SF
 4, 2x, last: June 2 at DET.....**Hits**..... 4, 3x, last: June 2, 2018 at DET
 2, Sept. 3 vs. SF.....**HRs**..... 2, Sept. 3, 2018 vs. SF
 2, Aug. 27 at LAA.....**Walks**..... 2, 8x, last: Aug. 27, 2018 at LAA
 3, 3x, last: June 29 vs. DET.....**Strikeouts**..... 4, 3x, last: May 23, 2017 at LAD
 None.....**10+ Strikeout Games**..... None
 3, June 15-30.....**Win Streak**..... 3, 2x, last: June 15-30, 2018
 2, June 2-5.....**Losing Streak**..... 6, May 1-Sept. 24, 2017

OH'S CAREER RECORD

Year	Team	W	L	ERA	G	GS	CG	SHO	GF	SV	IP	H	R	ER	HR	HB	BB	IBB	SO	WP	BK
2005	Samsung*	10	1	1.18	61	0	0	0	34	16	99.0	46	13	13	5	0	20	1	115	1	0
2006	Samsung*	4	3	1.59	63	0	0	0	58	47	79.1	43	15	14	1	1	12	0	109	2	0
2007	Samsung*	4	4	1.68	60	0	0	0	58	40	64.1	41	12	10	6	2	17	3	69	4	0
2008	Samsung*	1	1	1.40	57	0	0	0	53	39	57.2	34	9	9	2	1	15	2	51	2	0
2009	Samsung*	2	2	4.83	35	0	0	0	32	19	31.2	28	17	17	7	0	17	1	51	1	0
2010	Samsung*	0	0	4.50	16	0	0	0	9	4	14.0	13	7	7	4	0	5	0	19	1	0
2011	Samsung*	1	0	0.63	54	0	0	0	52	47	57.0	27	4	4	2	0	11	0	76	1	0
2012	Samsung*	2	1	1.94	50	0	0	0	46	37	55.2	33	12	12	1	3	13	4	81	2	0
2013	Samsung*	4	1	1.74	48	0	0	0	46	28	51.2	33	13	10	4	2	10	0	54	0	0
2014	Hanshin^	2	4	1.76	64	0	0	0	56	39	66.2	41	18	13	5	1	13	2	81	7	0
2015	Hanshin^	2	3	2.73	63	0	0	0	54	41	69.1	64	21	21	6	2	16	0	66	2	0
2016	ST. LOUIS	6	3	1.92	76	0	0	0	35	19	79.2	55	20	17	5	2	18	3	103	3	0
2017	ST. LOUIS	1	6	4.10	62	0	0	0	38	20	59.1	68	31	27	10	3	15	9	54	1	0
2018	TORONTO	4	3	2.68	48	0	0	0	7	2	47.0	37	14	14	5	3	10	1	55	1	0
	COLORADO	2	0	2.53	25	0	0	0	3	1	21.1	15	7	6	3	1	7	0	24	2	0
Japan League Totals		4	7	2.25	127	0	0	0	110	80	136.0	105	39	34	11	3	29	2	147	9	0
Korea League Totals		28	13	1.70	444	0	0	0	388	277	509.2	298	102	96	32	9	120	11	625	14	0
Asia Totals		32	20	1.81	571	0	0	0	498	357	646.1	403	141	130	43	12	149	13	772	23	0
Major League Totals		13	12	2.78	211	0	0	0	83	42	207.1	175	72	64	23	9	50	13	236	7	0

* KBO

^ NPB

OH'S CAREER FIELDING

Pos.	G	GS	INN	TC	PO	A	E	DP	PCT
P	211	0	207.1	22	6	14	2	2	.909

OH'S CAREER WORLD BASEBALL CLASSIC RECORD

Year	Team	W	L	ERA	G	GS	CG	SHO	GF	SV	IP	H	R	ER	HR	HB	BB	IBB	SO	WP	BK
2006	South Korea	0	0	0.00	4	0	0	0	4	1	3.0	0	0	0	0	1	0	0	3	0	0
2009	South Korea	0	1	18.00	2	0	0	0	1	0	1.0	3	2	2	0	0	0	0	1	0	0
2013	South Korea	0	0	0.00	3	0	0	0	3	1	2.2	0	0	0	0	0	0	0	6	0	0
2017	South Korea	1	0	0.00	2	0	0	0	0	0	3.1	1	0	0	0	0	1	0	6	0	0
WBC Totals		1	1	1.80	11	0	0	0	8	2	10.0	4	2	2	0	1	1	0	16	0	0

(OH, continued)

OH'S CAREER POSTSEASON RECORD

Year	Series	Team	Opp	W	L	ERA	G	GS	CG	SHO	GF	SV	IP	H	R	ER	HR	HB	BB	IBB	SO	WP	BK
2018	NLWC	COL	CHC	0	0	0.00	1	0	0	0	0	0	1.2	0	0	0	0	0	2	1	1	0	0
	NLDS	COL	MIL	0	0	13.50	2	0	0	0	0	0	1.1	3	2	2	0	0	2	1	1	0	0
Postseason Totals				0	0	6.00	3	0	0	0	0	0	3.0	3	2	2	0	0	4	2	2	0	0

OH'S CAREER TRANSACTIONS

- 2001: Underwent Tommy John surgery, November; rehabilitation at Dankook University, 2001-02.
- 2005: Selected by Samsung Lions (KBO) in the second round (12th overall) of the First-Year Player Draft.
- 2009: Rehabilitation assignment at Samsung Training Center (right shoulder muscle strain), July.
- 2010: Rehabilitation assignment at Samsung Training Center (right thigh muscle strain), June.
- 2010: Arthroscopic surgery (right elbow), July.
- 2013: Signed by Hanshin Tigers of Nippon Professional Baseball, Nov. 22.
- 2016: Signed by St. Louis Cardinals as a free agent, Jan. 11.
- 2018: Signed by Toronto Blue Jays as a free agent, Feb. 28; Acquired by the Colorado Rockies via trade with the Blue Jays in exchange for Minor League infielder Chad Spanberger, Minor League outfielder Forrest Wall and Minor League pitcher Bryan Baker, July 26.

84

Ht: 6-2 **Wt:** 233 **B/T:** R/R
Opening Day Age: 28
Born: Jan. 25, 1991 in Winter Springs, Fla.
Major League Service: 0.000
Contract: Through 2019
Obtained: Selected in the 26th round of the 2013 First-Year Player Draft



MATT PIERPONT

Right-Handed Pitcher / Non-Roster Invitee

CAREER HIGHLIGHTS

- First Major League Spring Training in 2019
- Named a 2018 Mid-Season All-Star and Post-Season All-Star with Hartford
- MiLB.com Organization All-Star following his 2018 season
- Selected to the 2018 Eastern League All-Star game as a member of Hartford

2018: Spent his third full season with Double-A Hartford, his 1.95 ERA was the lowest on the team.

- Went 1-5 with a 1.95 ERA (60.0 IP, 13 ER) with 77 strikeouts across a career and team-high 55 games.

•

- Named a Mid-Season and Post-Season All-Star ... named an MiLB.com Organization All-Star.
- Named the Hartford Yard Goats 2018 Pitcher of the Year.

2017: Recorded a career-high eight wins, tied for second-most on the team.

- In 28 games, went 8-1 with a 2.02 ERA (62.1 IP, 14 ER), 13 walks and 55 strikeouts.

2016: Pitched a career-high 67.1 innings in his first season with Double-A Hartford.

- Went 7-2 with a 2.94 ERA (67.1 IP, 22 ER), 23 walks and 72 strikeouts.
- Posted a 0.65 ERA (27.2 IP, 2 ER) with 29 strikeouts and four wins post All-Star break.

2015: Spent the entire season with High-A Modesto and appeared in 42 games, which ranked third-most on the team.

- Went 5-4 with a 4.50 ERA (56.0 IP, 28 ER), 15 walks and 56 strikeouts.
- His 12 games finished ranked fourth-most on the team.

2014: Split the season with Rookie Level Grand Junction and Low-A Asheville.

- Made eight appearances for Grand Junction, posting a 2.79 ERA (9.2 IP, 3 ER).
- Combined to go 4-0 with a 2.92 ERA (37.0 IP, 12 ER), eight walks and 36 strikeouts.

2013: Spent his first professional season with Short-Season Tri-City.

- Appeared in eight games and posted a 3.14 ERA (14.1 IP, 5 ER), six walks and 16 strikeouts.

PERSONAL: Matt Pierpont ... born in Winter Springs, Fla. ... son of Gary and Rena.

- Has a sister, Stephanie, and a brother, Gary.
- Spent the 2018 offseason in Auburn, Mass.

HIGH SCHOOL/COLLEGE: Attended Canon-McMillan high school in Canonsburg, Pa.

- Went to Winthrop University in Rock Hill, SC.



@MATTPIERPONT28



@MATTPIERPONT28

PIERPONT'S CAREER RECORD

Year	Team	W	L	ERA	G	GS	CG	SHO	GF	SV	IP	H	R	ER	HR	HB	BB	IBB	SO	WP	BK
2013	Tri-City	1	1	3.14	8	0	0	0	2	0	14.1	12	8	5	1	1	6	0	16	2	0
2014	Grand Junction	1	0	2.79	8	0	0	0	7	3	9.2	8	5	3	1	1	1	0	9	1	0
	Asheville	3	0	2.96	17	0	0	0	6	1	27.1	24	9	9	5	1	7	0	27	4	0
2015	Modesto	5	4	4.50	42	0	0	0	12	0	56.0	54	34	28	5	6	15	0	56	9	1
2016	Hartford	7	2	2.94	39	0	0	0	13	0	67.1	59	24	22	5	0	23	1	72	4	0
2017	Hartford	8	1	2.02	28	0	0	0	10	2	62.1	38	14	14	5	4	13	0	55	2	1
2018	Hartford	1	5	1.95	55	0	0	0	49	32	60.0	44	19	13	3	3	21	1	77	2	0
Minor League Totals		26	13	2.85	197	0	0	0	99	38	297.0	239	113	94	25	16	86	2	312	24	2

PIERPONT'S CAREER TRANSACTIONS

- 2013: Selected by Colorado in the 26th round of the 2013 First-Year Player Draft (signed by Jordan Czarnecki).

37

Ht: 5-11 **Wt:** 207 **B/T:** R/R
Opening Day Age: 25
Born: April 22, 1993 in Riverside, Calif.
Major League Service: 0.000
Contract: Through 2019
Obtained: Acquired via trade from Kansas City, Dec. 12, 2018.
Pronunciation: rah-BAH-go



CHRIS RABAGO

Catcher / Non-Roster Invitee

CAREER HIGHLIGHTS

- Third Major League Spring Training in 2019, reacquired by Colorado from Kansas City in December after playing at the Double-A level both for the Rockies and New York Yankees last year
- Selected by the Royals in the Minor League Phase of the 2018 Rule 5 Draft
- Transitioned from infielder to full-time catcher in 2015

RABAGO

2018: Spent the majority of the season with Double-A Hartford, before being claimed off waivers by the New York Yankees.

- Played 66 games for Double-A Hartford before waiver claim ... notched seven games for Double-A Trenton.
- Claimed off waivers by the New York Yankees on Aug. 22.
- Caught 535.1 innings for the Yard Goats ... hit .245 (13-for-53) in May with two home runs and nine RBI.
- Acquired by the Rockies via trade with the Kansas City Royals, after the Royals selected him from the Yankees in the Minor League Phase of the Rule 5 Draft.

2017: Appeared in a career-high 89 games with High-A Lancaster and set career highs in nearly every offensive category, en route to being named a MiLB.com Organization All-Star.

- Set career highs in runs (52), hits (83), doubles (18), triples (eight), RBI (43), walks (35) and stolen bases (25).
- Batted .331 (54-for-163) at home and .204 (29-for-142) on the road.
- Ranked eighth in the California League with 25 stolen bases, seventh on the Lancaster club.
- Went 6-for-19 (.316) with three doubles, four RBI and one stolen base in five playoff games.

2016: Appeared in 77 games for Low-A Asheville, recording 76 hits and 32 RBI.

- Batted .272 (76-for-279) and set career highs in runs (35), total bases (93), doubles (13), walks (27) and steals.
- Started all 77 games at catcher and threw out 41% of base runners (43 caught stealing out of 104 attempts).

2015: Batted a career-best .306 (52-for-170) with three home runs in 45 games with Rookie Level Grand Junction.

- Started 42 games at catcher, his first pro experience at the position ... threw out 32% of base runners (20 caught stealing out of 62 attempts).
- Appeared in eight games for the Salt River Rafters in the Arizona Fall League, batting .207 (6-for-29).

2014: Appeared in 47 games, including 46 games at shortstop, in his first professional season.

- Batted .225 (38-for-169) with 13 runs, six doubles, 12 RBI, 14 walks and six stolen bases.

PERSONAL: Christopher Daniel Rabago ... resides in Riverside, Calif., during the offseason.

- Son of Hector and Silvia ... has a brother, Hector, and sister, Brianna ... his brother is a coach in the New York-AL organization.

HIGH SCHOOL/COLLEGE: Drafted by the Rockies out of the University of California, Irvine where he played shortstop.

- Attended Riverside Poly High School in Riverside, Calif., where he was named the 2011 Athlete of the Year.



(RABAGO, continued)

RABAGO'S CAREER RECORD

Year	Team	AVG	G	AB	R	H	2B	3B	HR	RBI	SAC	SF	HBP	BB	IBB	SO	SB	CS	GIDP	OBP	SLG
2014	Tri-City	.225	47	169	13	38	6	0	0	12	2	4	6	14	0	42	6	6	5	.301	.260
2015	Grand Junction	.306	45	170	28	52	10	2	3	28	1	3	4	10	0	35	6	3	4	.353	.441
2016	Asheville	.272	77	279	35	76	13	2	0	32	5	2	5	27	0	50	12	6	10	.345	.333
2017	Lancaster	.272	89	305	52	83	18	8	1	43	7	6	5	35	1	53	25	8	8	.350	.393
2018	Hartford	.213	66	228	22	43	14	2	4	23	2	1	1	22	1	52	9	1	5	.292	.361
	Trenton	.071	7	28	1	2	0	0	0	0	0	0	0	2	0	10	0	0	0	.133	.071
Minor League Totals		.255	331	1153	151	294	61	14	8	138	17	16	21	110	2	242	58	24	32	.327	.353

RABAGO'S CAREER TRANSACTIONS

- 2014: Selected by Colorado in the 13th round of the First-Year Player Draft.
- 2018: Claimed off waivers by the New York Yankees, Aug. 22 ... selected by Kansas City in the Minor League Rule 5 Draft, Dec. 13 ... acquired by Colorado from Kansas City in exchange for cash considerations, Dec. 13.

12

Ht: 6-2 **Wt:** 220 **B/T:** R/R
Opening Day Age: 33
Born: Aug. 3, 1983 in Pikeville, Ky.
Major League Service: 11.108
Contract: Through 2019
Obtained: Signed as a Minor League free agent, Jan. 30, 2019



MARK REYNOLDS

Infielder / Non-Roster Invitee

CAREER HIGHLIGHTS

- Played for eight Major League teams (Arizona 2007-10, Baltimore 2011-12, Cleveland 2013, New York-AL 2013, Milwaukee 2014, St. Louis 2015, Colorado 2016-17 and Washington 2018)
- Ranks 12th among active players with 294 home runs entering 2019 ... has hit at least 10 home runs in each of his 12 Major League seasons
- Signed with Colorado on a Minor League deal after spending 2018 with the Nationals ... spent the 2016-17 seasons with Colorado
- Recorded a career-high five hits and 10 RBI July 17, 2018 vs. Miami ... the 10 RBI matched the Nationals single-game franchise record
- In 2009 with Arizona, became one of 18 players (29 times) in MLB history to hit at least 40 home runs and steal at least 20 bases in the same season

REYNOLDS

2018: Appeared in 86 games with the Nationals after signing a Minor League contract on April 13.

- Recalled on May 12 and went 3-for-4 with two home runs in his first game with the Nationals on May 13.
- Also recorded two home runs May 21 vs. San Diego and July 7 vs. Miami, giving him 28 multi-home run games in his career.
- Named the NL Player of the Week on July 9, after recording a career-high five hits and 10 RBI on July 7 vs. Miami ... the 10 RBI matched a single-game Nationals record (also: Anthony Rendon, April 30, 2017 vs. New York-NL).
- Hit his second career walk-off home run on July 6 vs. Miami, the third pinch-hit walk-off home run in Nationals history.

2017: Batted .267 with 22 doubles, one triple, 30 home runs and 97 RBI in 148 games with the Rockies.

- One of five players in the National League Final Vote for the MLB All-Star Game ... hit .284 with 19 home runs and 61 RBI in 85 games prior to the All-Star break.
- His 30 home runs were his most since hitting 37 in 2011 with Baltimore, while his 97 RBI were tied for the second-most of his career, his most since recording a career-high 102 RBI in 2009 with Arizona.
- His 148 games played were his most since appearing in a career-high 155 games in 2011 ... also recorded 139 hits, the second-most of his career (most: 150, 2009 with Arizona).
- Recorded a career-high 39 multi-hit games.
- Recorded the fifth grand slam of his career Sept. 10 at Los Angeles-NL.
- Hit home runs in four consecutive games May 5-9, the second time in his career he homered in four-straight games.
- Went 0-for-3 with one RBI in the National League Wild Card Game at Arizona.

2016: Appeared in 118 games in his first season with the Rockies.

- Placed on the disabled list Aug. 12 and underwent surgery Aug. 15 to remove a fractured hook of the hamate bone in his left hand ... reinstated from the disabled list Aug. 31.
- Fractured his left hand on a hit by pitch Sept. 18, missing the remainder of the season.
- His .282 batting average (111-for-393) and .356 on-base percentage were the highest of his career.
- His 112 strikeouts were the fewest of his career.
- Hit the 250th home run of his career Sept. 11 at San Diego to put the Rockies ahead in the 10th inning en route to the win ... it was his sixth career go-ahead home run in extra innings.
- Hit his first career walk-off home run June 26 vs. Arizona, his fifth career walk-off RBI.
- Hit the fourth pinch-hit home run of his career July 21 vs. Atlanta.
- Collected his 1,000th Major League hit May 24 at Boston, a single off David Price.

(REYNOLDS, continued)

2015: Played in 140 games for the St. Louis Cardinals and hit .230 (99-for-382) with 21 doubles, two triples, 13 home runs and 48 RBI.

- His 140 games played were his most in a season since playing in a career-high-tying 155 games for the Baltimore Orioles in 2011.
- Recorded a season-high, eight-game hitting streak Aug. 23-31, hitting .357 (10-for-28) with four runs, two doubles, two home runs, three RBI, two walks and five strikeouts over that span.

2014: Hit 22 home runs in 130 games for the Milwaukee Brewers, his seventh consecutive season with 20 home runs.

- Started 72 games at first base, 29 at third base and one in right field.
- Hit a home run once every 17.18 at-bats, which would have ranked fourth in the National League had he qualified with the required plate appearances.
- Had two multi-home run games, May 23 at Miami and July 23 vs. Cincinnati.
- Hit his third career grand slam May 21 at Atlanta, off right-handed pitcher Ervin Santana in the first inning.

2013: Split the season between Cleveland and New York-AL, hitting a combined .220 (98-for-445) with 21 home runs and 67 RBI.

- Played in 99 games with the Indians before being released Aug. 13 ... hit .215 (72-for-335) with 15 home runs and 48 RBI.
- Signed as a free agent by the Yankees Aug. 16 and played 36 games with the club to finish the season.
- Batted .301 in April, his only month above .300 with 100 or more at-bats since his rookie season.
- Joined the Yankees and hit six home runs and drove in 19 RBI over 36 games, tied for the second-most home runs and third-most RBI by a Yankees player over that stretch.

2012: Played in 132 games in his second full season with the Baltimore Orioles, batting .221 (101-for-457) with 23 home runs and 69 RBI.

- Placed on the 15-day disabled list May 11-28 with a strained left oblique, his first stint on the disabled list in his career.
- Began the season at third base, then became the Orioles' primary first baseman after returning from the disabled list.
- Tied the Orioles club record with seven home runs vs. the Yankees, including three multi-home run games (Aug. 31, Sept. 2 & Sept. 6) ... joined Hall of Famer Hank Greenberg as the only players with three multi-home run games vs. the Yankees in a single season ... became the second player in Orioles history to have three multi-home run games in a four-game span against one team.
- Started six games at first base for the Orioles in the postseason, batting .136 with an RBI and a stolen base.

2011: Hit 37 home runs in his first season with Baltimore, the fourth-most in the American League.

- His 37 home runs were the most for an Orioles player since Albert Belle hit 37 in 1999.
- Averaged a home run every 14.43 at-bats, third-best in the Major Leagues.
- Led the AL with 196 strikeouts, the fourth consecutive season he led his league in strikeouts.
- Tied for 14th in the AL with 65 extra-base hits (seven doubles, one triple, 37 home runs).
- Led the Orioles in home runs (37), RBI (86), runs (84), walks (75) and OPS (.806).
- Hit his first career grand slam June 4 vs. Toronto off left-handed pitcher Ricky Romero.

2010: Reached the 30-home run plateau for the second time in his career and established a career high with 83 walks in his last season with Arizona.

- Became the first non-pitcher in Major League history to have a higher strikeout total (211) than batting average (.198).
- Ranked fourth in D-backs history in home runs (121), eighth in RBI (346), sixth in stolen bases (42), 10th in walks (260) and 10th in extra-base hits (226).
- Became the second-fastest player to hit 100 home runs in D-backs history (458 games) when he hit a home run May 20 vs. San Francisco.

2018**HIGHS AND LOWS****CAREER**

5, July 7 vs. MIA.....	Hits	5, 2x, last: July 7, 2018 vs. MIA
2, 3x, last: July 7 vs. MIA.....	Home Runs	2, 28x, last: July 7, 2018 vs. MIA
10, July 7 vs. MIA.....	RBI	10, July 7, 2018 vs. MIA
7, May 19-27.....	Hit Streak	12, July 17-28, 2009
3, 2x, last: July 7 vs. MIA.....	Runs	4, May 25, 2007 vs. HOU
1, 8x, last: Sept. 26 vs. MIA.....	Doubles	3, June 12, 2009 vs. HOU
None.....	Triples	1, 14x, last: July 8, 2017 vs. CWS
12, July 7 vs. MIA.....	Total Bases	13, May 25, 2007 vs. HOU
3, July 26 at MIA.....	Walks	4, May 6, 2012 at BOS
3, Sept. 11 at PHI.....	Strikeouts	4, 18x, last: July 1, 2017 at ARI
None.....	Stolen Bases	4, May 20, 2009 at FLA

(REYNOLDS, continued)

- Became the fourth-fastest third baseman in Major League history to reach 100 home runs behind Bob Horner (390 games), Eddie Mathews (397) and Troy Glaus (456).

2009: Set career highs in at-bats (578), runs (98), hits (150), doubles (30), home runs (44), RBI (102) and stolen bases (24) in 155 games with Arizona.

- His 44 home runs were second-most in a single season in Arizona franchise history.
- The ninth player since 1954 to post at least a .260 average, 44 home runs, 102 RBI and 24 stolen bases in a season, joining Willie Mays (New York Giants, 1955), Hank Aaron (Milwaukee Braves, 1963), Jose Canseco (Oakland Athletics, 1991), Barry Bonds (San Francisco Giants, 1993), Larry Walker (Colorado Rockies, 1997), Chipper Jones (Atlanta Braves, 1999), Ken Griffey Jr. (Seattle Mariners, 1999) and Alex Rodriguez (New York Yankees, 2007).
- The fourth player since 2000 with 40-plus home runs and 20-plus steals in a season.
- His 223 strikeouts set a new Major League record that still stood at the end of the 2016 season.
- Posted a career-high 12-game hitting streak July 17-28 ... batted .413 (19-for-46) with four home runs and six RBI over that span.

2008: In his first full season in the Major Leagues, led Arizona with 28 home runs and 97 RBI.

- Ranked fourth in runs (87) and home runs, and fifth in RBI among NL third basemen.
- Became the 36th player in Major League history to hit at least 25 home runs and drive in 95 runs during their rookie or sophomore season, at the age of 24 or younger.
- Led the league in strikeouts (204) and errors (35), becoming the first player to lead the league in both categories since Minnesota's Zoilo Versalles in 1965.

2007: Began the season with Double-A Mobile, before making his Major League debut with Arizona May 16 and finishing the season with the Major League club.

- Had his contract purchased from Double-A May 16 and made his Major League debut that night at Colorado, going 2-for-3 with a two-run double and a walk.
- Hit his first Major League home run May 19 at Pittsburgh off of Tom Gorzelanny.
- Set career highs in hits, runs and total bases May 25 vs. Houston, going 5-for-5 with four runs, four RBI, a triple and two home runs ... the five hits tied the Arizona franchise record.
- With a strikeout in the fourth inning June 21 vs. Milwaukee, tied the all-time record for strikeouts in consecutive plate appearances by a non-pitcher with nine.
- Started at third base in all seven postseason games, batting .154 with two solo home runs ... hit a home run in his first career postseason game, Game 1 of the National League Division Series vs. Chicago-NL on Oct. 3 ... hit his second home run of the postseason in Game 3 of the NLCS at Colorado off Josh Fogg.

2006: Split time between High-A Lancaster and Double-A Tennessee, batting .318 (123-for-387) with 25 doubles, two triples, 31 home runs and 98 RBI in 106 combined games.

- Selected as a California League Post-season All-Star and *Baseball America* High-A All-Star, after batting .337 (92-for-273) with 64 runs, 18 doubles, two triples, 23 home runs and 77 RBI in 76 games for High-A Lancaster.
- Among all Minor Leaguers, ranked fifth in home runs and second in slugging percentage (.633).
- Placed on the temporarily inactive list on Aug. 16 to play for Team USA in the 2006 Olympic Qualifying Event ... helped Team USA win the gold medal and a berth in the 2008 Olympics, with four home runs and eight RBI.

2005: Played in 118 games for Low-A South Bend, starting 56 games at shortstop and 34 at third base.

- His 19 home runs ranked second on the club and tied for fifth in the Midwest League.
- Had 76 RBI.

2004: Played in 64 games for Short-Season Yakima and was named to the Northwest League's East All-Star team.

- Finished second in the league with 58 runs, third with 32 extra-base hits, and fifth with 19 doubles and .517 slugging percentage.

PERSONAL: Mark Andrew Reynolds ... resides in Glendale, Ariz., in the offseason.

- He and his wife Kathleen have three sons: Jacob, Reid and Declan.
- Active in the ziMs Foundation, a charitable organization started by the Nationals' Ryan Zimmerman for multiple sclerosis.

HIGH SCHOOL/COLLEGE: Graduated from First Colonial High School in Virginia Beach, Va.

- Attended the University of Virginia ... majored in history.
- Is currently tied for second in school history with 35 home runs.
- Played amateur baseball for the Virginia Blasters and Tidewater Drillers where he was teammates with B.J. Upton, David Wright and Ryan Zimmerman.

(REYNOLDS, continued)**REYNOLDS' CAREER RECORD**

Year	Team	AVG	G	AB	R	H	2B	3B	HR	RBI	SAC	SF	HBP	BB	IBB	SO	SB	CS	GDP	OBP	SLG
2004	Yakima	.274	64	234	58	64	19	1	12	41	3	2	13	25	3	65	4	1	3	.372	.517
	Lancaster	.083	4	12	1	1	0	0	0	1	0	0	0	0	0	4	0	0	0	.083	.083
	South Bend	.067	4	15	0	1	1	0	0	0	0	0	0	1	0	5	0	0	0	.125	.133
2005	South Bend	.253	118	434	65	110	26	2	19	76	5	2	6	37	2	107	4	1	7	.319	.454
2006	Lancaster	.337	76	273	64	92	18	2	23	77	0	5	3	41	1	72	1	1	3	.422	.670
	Tennessee	.272	30	114	23	31	7	0	8	21	0	0	2	11	0	37	0	1	1	.346	.544
2007	Mobile	.306	37	134	28	41	9	2	6	22	0	1	0	20	0	32	2	1	6	.394	.537
	ARIZONA	.279	111	366	62	102	20	4	17	62	1	5	5	37	4	129	0	1	5	.349	.495
2008	ARIZONA	.239	152	539	87	129	28	3	28	97	1	6	3	64	0	204	11	2	10	.320	.458
2009	ARIZONA	.260	155	538	98	150	30	1	44	102	0	3	5	76	3	223	24	9	8	.349	.543
2010	ARIZONA	.198	145	499	79	99	17	2	32	85	0	5	9	83	7	211	7	4	8	.320	.433
2011	BALTIMORE	.221	155	534	84	118	27	1	37	86	0	4	7	75	2	196	6	4	11	.323	.483
2012	Bowie #	.143	2	7	0	1	0	0	0	0	0	0	0	2	0	4	0	0	0	.333	.143
	BALTIMORE	.221	135	457	65	101	26	0	23	69	0	2	6	73	2	159	1	3	19	.335	.429
2013	CLEVELAND	.215	99	335	40	72	8	0	15	48	0	3	3	43	1	123	3	0	7	.307	.373
	NEW YORK-AL	.236	36	110	15	26	6	0	6	19	0	0	2	8	0	31	0	1	2	.300	.455
2014	MILWAUKEE	.196	130	378	47	74	9	0	22	45	1	4	3	47	3	122	5	1	8	.287	.394
2015	ST. LOUIS	.230	140	382	35	88	21	2	13	48	0	2	4	44	2	121	2	3	10	.315	.398
2016	COLORADO	.282	118	393	61	111	24	0	14	53	0	2	4	42	1	112	1	2	6	.356	.450
2017	COLORADO	.267	148	520	82	139	22	1	30	97	0	3	1	69	0	175	2	1	12	.352	.487
2018	Syracuse	.231	10	39	3	9	1	0	1	4	0	0	0	3	0	13	0	0	1	.286	.333
	WASHINGTON	.248	86	206	26	51	8	0	13	40	0	3	2	24	1	64	0	0	8	.328	.476
Minor League Totals		.277	345	1262	242	350	81	7	69	242	8	10	24	140	6	339	11	5	21	.358	.517
Major League Totals		.238	1610	5297	781	1260	246	14	294	851	3	42	54	685	26	1870	62	31	114	.329	.456

Minor League rehab

REYNOLDS' CAREER POSTSEASON RECORD

Year	Series	Team	Opp.	AVG	G	AB	R	H	2B	3B	HR	RBI	SAC	SF	HBP	BB	IBB	SO	SB	CS	GDP	OBP	SLG
2007	NLDS	ARI	CHC	.200	3	10	2	2	0	0	1	1	0	0	0	2	0	4	0	0	0	.333	.500
	NLCS	ARI	COL	.125	4	16	1	2	0	0	1	1	0	0	1	0	0	5	0	0	0	.176	.313
2012	ALWC	BAL	TEX	.000	1	3	0	0	0	0	0	0	0	0	1	0	0	2	1	0	0	.250	.000
	ALDS	BAL	NYG	.158	5	19	0	3	0	0	0	1	0	0	1	1	0	8	0	0	1	.238	.158
2015	NLDS	STL	CHC	.000	3	4	0	0	0	0	0	0	0	0	0	0	0	1	0	0	0	.000	.000
2017	NLWC	COL	ARI	.000	1	3	0	0	0	0	0	1	0	0	0	0	0	0	0	0	1	.000	.000
Postseason Totals				.127	17	55	3	7	0	0	2	4	0	0	3	3	0	20	1	0	2	.213	.236

REYNOLDS' CAREER FIELDING

POS.	G	GS	INN	TC	PO	A	E	DP	PCT
3B	783	740	6486.2	1824	446	1248	130	146	.929
1B	740	644	5862.2	6170	5775	351	44	589	.993
LF	6	4	36.1	10	10	0	0	0	1.000
RF	7	2	21.0	2	2	0	0	0	1.000
2B	7	1	17.0	11	6	5	0	2	1.000
CF	1	0	0.1	0	0	0	0	0	---

REYNOLDS' CAREER TRANSACTIONS

- 2004: Selected by Arizona in the 16th round of the First-Year Player Draft.
- 2010: Acquired by Baltimore from Arizona in exchange for RHPs David Hernandez and Kam Mickolio, Dec. 6.
- 2012: Placed on the 15-day disabled list (strained right oblique), May 12; sent to the Minors for rehabilitation (Bowie), May 26; reinstated from the disabled list, May 28; signed as a Major League free agent with Cleveland, Dec. 19.
- 2013: Signed to a one-year contract as a Major League free agent with New York-AL, Aug. 16.
- 2014: Signed a Minor League contract with Milwaukee, Jan. 16; signed as a Major League free agent with St. Louis, Dec. 18.
- 2015: Signed by Colorado to a one-year contract as a Major League free agent, Dec. 16.
- 2016: Placed on the 15-day disabled list (left hamate surgery), Aug. 12; reinstated Aug. 31.
- 2017: Signed by Colorado to a one-year contract as a Minor League free agent, Feb. 1.
- 2018: Signed by Washington to a Minor League contract, April 13.
- 2019: Signed by Colorado to a Minor League contract, Jan. 30.

(REYNOLDS, continued)**MULTI-HOME RUN GAMES (28)**

No.	Date	Opp.	Pitcher(s)
2	5/25/07	HOU	D. Borkowski / C. Qualls
2	4/7/08	LAD	E. Loaiza / C. Park
2	5/31/08	WAS	Jason Bergmann
2	6/8/08	at PIT	P. Dumatrait / F. Osoria
2	5/20/09	at FLA	R. Pinto / D. Meyer
2	6/25/09	TEX	S. Feldman / F. Francisco
2	8/3/09	at NYM	Nelson Figueroa
2	5/11/10	at CHC	Carlos Silva
2	8/30/10	SD	Wade Leblanc
2	6/11/11	TB	David Price
2	7/2/11	at ATL	Tim Hudson
2	7/4/11	at TEX	C. Lewis / D. O'Day
2	8/7/11	TOR	Ricky Romero
2	9/21/11	at BOS	Josh Beckett
2	8/14/12	BOS	J. Beckett / M. Melancon
2	8/31/12	at NYY	H. Kuroda / D. Lowe
2	9/2/12	at NYY	Phil Hughes
2	9/6/12	NYY	J. Chamberlain / D. Robertson
2	4/7/13	at TB	D. Price / K. Farnsworth
2	5/23/14	at MIA	Tom Koehler
2	7/23/14	CIN	M. Leake / J. Diaz
2	7/11/15	at PIT	A. Burnett / D. Guerra
2	6/20/16	at MIA	P. Clemens / B. Ellington
2	6/6/17	CLE	Z. McAllister / N. Goody
2	7/23/17	PIT	W. LeBlanc / J. Mariñez
2	5/13/18	at ARI	Z. Godley / A. Bradley
2	5/21/18	SD	R. Erlin / B. Mitchell
2	7/7/18	MIA	W. Chen / E. Hernandez

PINCH-HIT HOME RUNS (6)

Date	Opp.	Inning	Pitcher
6/26/07	LAD	4	Chad Billingsley
4/14/09	MIL	5	Kyle McClellan
7/8/14	PHI	6	Kyle Kendrick
7/21/16	ATL	7	Hunter Cervenka
7/6/18	MIA	9	Kyle Barraclough
7/31/18	NYM	8	Jose Reyes

GRAND SLAMS (6)

Date	Opp.	Inning	Pitcher
6/4/11	TOR	6	Ricky Romero
4/13/13	CHW	5	Chris Sale
5/21/14	at ATL	1	Ervin Santana
5/4/15	CHC	1	Travis Wood
9/10/17	at LAD	8	Walker Buehler
8/26/18	at NYM	9	Corey Oswalt

WALK-OFF RBI (6)

Date	Opp.	Pitcher	Play
7/6/09	SD	Cla Meredith	RBI single
9/9/09	LAD	Ramon Troncoso	Walk
5/18/13	SEA	Yoervis Medina	RBI FC
5/11/14	NYY	Adam Warren	RBI single
6/26/16	ARI	Silvino Bracho	2-R HR
7/6/18	MIA	Kyle Barraclough	Solo HR

CAREER AWARDS

National League Player of the Week	6/14/09
	8/9/09
	4/25/10
	7/8/18

65

Ht: 6-0 Wt: 212 B/T: R/R
Opening Day Age: 22
Born: Aug. 9, 1996 in Winter Park, Fla.
Major League Service: 0.000
Contract: Through 2019
Obtained: Selected in the first round (third overall) of the 2009 First-Year Player Draft



BRENDAN RODGERS

Infielder / Non-Roster Invitee

RODGERS

CAREER HIGHLIGHTS

- Colorado's 2015 first-round draft pick invited to his second Major League Spring Training in 2019
- Rated the Rockies #1 prospect by *Baseball America* and MLB.com ... rated the #9 overall prospect in baseball by MLB.com and the #14 overall prospect by *Baseball America*
- Futures Game selection in both 2017 and 2018
- The South Atlantic League's Most Outstanding Prospect in 2016

2018: MiLB.com Organizational All-Star and Mid-Season All-Star for the third consecutive season.

- Played in 19 games with Triple-A Albuquerque, batting .232 (16-for-69) with five RBI.
- Placed on the 7-day disabled list with a left hamstring injury Aug. 12-19.
- Played in 95 games for Double-A Hartford, batting .275 (98-for-357) with 17 home runs and 62 RBI.
- Played for the United States team in the Futures Game in Washington, D.C., on July 15, going 1-for-4 with two runs and one double.

2017: Combined to hit .336 (125-for-372) in 89 games between High-A Lancaster and Double-A Hartford.

- Three times named the California League Player of the Week for Lancaster, May 14, May 28 and June 11 ... also named the MiLB.com California League Player of the Month for May.
- Transferred to Hartford on June 22 ... hit .304 (21-for-69) in 18 road games against Eastern League foes.
- Played for the United States squad in the Futures Game in Miami, going 1-for-1 with a run, RBI and walk.

2016: Named the Most Outstanding Major League Prospect in the South Atlantic League.

- Also named a Mid-Season and Post-Season All-Star in the SAL, a MiLB.com Organization All-Star and a *Baseball America* Low Class A All-Star.
- Finished fifth in the SAL in runs, 10th in hits, seventh in doubles, fourth in home runs and slugging percentage.

2015: Appeared in 37 games for Rookie Level Grand Junction in his first professional season.

- Batted .314 (22-for-70) in the second half, after hitting .233 (17-for-73) in the first half of the season.
- Went 4-for-6 with a double, home run and two RBI in his first professional game June 25.

PERSONAL: Brendan Austin Rodgers ... resides in Longwood, Fla., in the offseason.
 • Son of Greg and Julie ... has two older brothers, Nate and Jared.
 • Enjoys fishing, ping pong and video games.

HIGH SCHOOL/COLLEGE: Attended Lake Mary High School in Lake Mary, Fla.
 • Committed to Florida State prior to the draft.



@BRODDDDDD3



@BRENDANROD_3

RODGERS' CAREER RECORD

Year	Team	AVG	G	AB	R	H	2B	3B	HR	RBI	SAC	SF	HBP	BB	IBB	SO	SB	CS	GDP	OBP	SLG
2015	Grand Junction	.273	37	143	22	39	8	2	3	20	0	1	0	15	0	37	4	3	1	.340	.420
2016	Asheville	.281	110	442	73	124	31	0	19	73	2	4	8	35	0	98	6	3	3	.342	.480
2017	Lancaster	.387	51	222	44	86	21	3	12	47	0	4	4	6	0	35	2	1	3	.407	.671
	Hartford	.260	38	150	20	39	5	0	6	17	0	0	6	8	0	36	0	2	6	.323	.413
2018	Hartford	.275	95	357	49	98	23	2	17	62	1	5	9	30	1	76	12	3	9	.342	.493
	Albuquerque	.232	19	69	5	16	4	0	0	5	0	0	2	1	0	16	0	0	3	.264	.290
Minor League Totals		.291	350	1383	213	402	92	7	57	224	3	14	29	95	1	298	24	12	25	.346	.491

RODGERS' CAREER TRANSACTIONS

- 2015: Selected by Colorado in the first round (third overall) of the First-Year Player Draft (signed by John Cedarburg).

52

Ht: 6-2 **Wt:** 198 **B/T:** L/L
Opening Day Age: 32
Born: Oct. 22, 1986 in Detroit, Mich.
Major League Service: 4.092
Contract: Through 2019
Obtained: Claimed off waivers from Chicago-NL, Sept. 27, 2014
Pronunciation: RUH-sin



RUSIN

CHRIS RUSIN

Left-Handed Pitcher

CAREER HIGHLIGHTS

- In 133 relief appearances with Colorado since 2015, has gone 10-5 with a 3.52 ERA (191.2 IP, 75 ER), the sixth-lowest by a Rockies reliever in franchise history (min. 150 innings)
- Led the National League in innings pitched by a reliever in 2017, tossing 85 innings out of the bullpen
- Pitched two complete games at Coors Field in 2015, becoming the first pitcher to record two complete games in one season in Denver since Aaron Cook in 2008
- Made his Major League debut with the Cubs in a start Aug. 21, 2012 at Milwaukee, pitching five innings and allowing one run on one hit in the 5-2 Cubs loss

MAJOR LEAGUE DEBUT

8/21/12 with CHC at MIL

FIRST ML WIN

9/14/12 with CHC vs. PIT

FIRST ML SAVE

9/12/17 with COL at ARI

2018: Made 49 relief appearances around two stints on the 10-day disabled list in his second season as a full-time reliever.

- Placed on the 10-day disabled list for the time on April 23 with a right intercostal strain and was reinstated on May 4 ... placed on the DL a second time on July 24 with plantar fasciitis in his left foot and was reinstated on Aug. 9.
- Scored upon in 24 of his 49 appearances, including multiple runs in 16 games ... scored upon four times in 14 appearances after his reinstatement from the DL on Aug. 9 (4.20 ERA).
- Appeared in each of the Rockies' four postseason games, tossing four scoreless innings with two hits, two walks and two strikeouts.

2017: Made a career-high 60 appearances, all in relief, going 5-1 with a career-best 2.65 ERA (85.0 IP, 25 ER).

- Second in MLB, in the NL, with 85.0 innings pitched as a reliever ... tied for the seventh-most relief innings in Rockies history, the most since Josh Roenicke tossed 88.2 innings in 2012.
- Worked two-plus innings 17 times, including three or more times ... entered a game in the inning three times ... recorded a 1.26 ERA (43.0 IP, 10 ER) and a .223 batting average against when working two or more innings.
- Scoreless in 40 of 60 appearances, his season as a full-time reliever ... allowed multiple runs times, including a season-high four runs on April 26 vs. Washington.
- Placed on the disabled list April 2 (retroactive to March 30) ... reinstated April 9 and made his 2017 debut vs. Los Angeles-NL, pitching two innings.
- Scored upon eight times in 32 road outings, going 4-1 with a 1.88 ERA (48.0 IP, 10 ER), 11 walks and 34 strikeouts ... since 2015, is 5-1 with a 1.82 ERA (69.1 IP, 14 ER) in 41 road games.
- In 22 appearances from Aug. 4 to the end of the season, went 2-1 with a 2.10 ERA (30.0 IP, 7 ER), four walks and 28 strikeouts.
- Recorded two saves, the of his career, both against Arizona ... save of his career on May 6 after pitching three scoreless innings to close the Rockies 9-1 win vs. Arizona, the 18th three-inning save in franchise history.
- Made his career postseason appearance in the NL Wild Card Game at Arizona ... pitched 2.1 scoreless innings, allowing two hits and two walks with three strikeouts.

2016: Made seven starts, but was primarily utilized as a reliever and made 22 appearances out of the bullpen in his second season with the Rockies.

- As a starter, went 1-4 with a 5.08 ERA (39.0 IP, 22 ER), 15 walks and 28 strikeouts ... recorded three quality starts but pitched more than six innings in just one of his starts.
- Earned his only win as a starter in his last start of the season, June 8 at Los Angeles-NL ... pitched six shutout innings, allowing three hits and one walk with three strikeouts.

(RUSIN, continued)

- In 22 relief appearances, went 2-1 with a 2.58 ERA (45.1 IP, 13 ER), eight walks and 41 strikeouts ... pitched two or more innings 12 times.
- Was placed on the 15-day disabled list June 14 with a strained left shoulder ... was reinstated July 27 and went 1-1 with a 3.03 ERA (29.2 IP, 10 ER) in his 17 relief appearances of the season.
- Streak of 16.1 scoreless innings from April 8-May 23 ... allowed 10 hits with two walks and 12 strikeouts over that span.
- Allowed Ichiro Suzuki's 3,000th hit in the seventh inning at Coors Field on Aug. 7, a game Colorado lost 10-7 to Miami.

2015: Made a career-high 22 starts with two relief appearances in his first season with the Rockies, and began the season with Triple-A Albuquerque before making his Rockies debut May 26 at Cincinnati.

- Pitched two complete games at Coors Field, the first on Aug. 16 vs. San Diego (shutout) and the second on Sept. 3 vs. San Francisco ... became the first Rockies pitcher to record multiple complete games in one season since Ubaldo Jiménez and Jhoulys Chacin both had two in 2011.
- Became the first Rockies pitcher to pitch two complete games at Coors Field since Aaron Cook in 2008 ... also became the 19th Rockies pitcher to throw a complete-game shutout, and the 13th to accomplish the feat in Denver (12th at Coors Field, last: Tyler Matzek Sept. 5, 2014 vs. San Diego).
- Became the first Rockies pitcher to log five consecutive quality starts (June 21-July 20) since Jhoulys Chacin had seven straight in 2013.
- Recorded his first career home run in the fourth inning on July 30 at St. Louis ... collected a career-high two hits and a career-high-tying two RBI.

2014: Began the year at Triple-A Iowa before being recalled April 12 for the first of three stints with Chicago-NL, then was claimed off waivers by the Rockies Sept. 27.

- Made four relief appearances (the first of his Major League career) with the Cubs, all of at least two innings, receiving no decisions in those four games ... allowed 10 runs over 12.2 innings.
- Went 8-13 with a 4.31 ERA (146.1 IP, 70 ER), 38 walks and 97 strikeouts in 23 starts for Triple-A Iowa.
- Was 2-4 with a 2.63 ERA (41.0 IP, 12 ER) in six May starts, including a no-hitter May 7 at New Orleans ... the no-hitter was the first of his career and the first no-hitter in the Pacific Coast League in five years.

2013: Split the season between Triple-A Iowa and Chicago-NL, pitching a combined career-high 187.1 innings.

- Recorded a 2.64 ERA (44.1 IP, 13 ER) in his first eight starts with the Cubs on the season, July 2-Aug. 25 ... had a 6.55 ERA (22.0 IP, 16 ER) over his final five outings.
- Named a Mid-Season All-Star with Iowa ... went 8-7 with a 3.35 ERA (121.0 IP, 45 ER) in 19 appearances, 18 starts, with the Triple-A club.

2012: Made his Major League debut Aug. 21 in Milwaukee and allowed one run on one hit, while walking two and striking out four over five innings, but took the loss.

- Pitched a season-high five innings in five of seven outings, and held the opponent to two or fewer runs in four starts.
- Recorded his first Major League hit with a triple off Marco Estrada in his first Major League at-bat (1-for-2).
- Made 25 starts for Triple-A Iowa, going 8-9 with a 4.55 ERA (140.1 IP, 71 ER).

2011: Split his season between Double-A Tennessee and Triple-A Iowa.

- Went 3-2 with a 3.91 ERA (76.0 IP, 33 ER) at Tennessee, and went 5-2 with a 4.02 ERA (62.2 IP, 28 ER) in his first career stint with Triple-A Iowa.

2010: Pitched in 24 games (21 starts) between High-A Daytona and Double-A Tennessee, combining to go 6-4 with a 3.11 ERA (110.0 IP, 38 ER).

- Began the season with Daytona, and was 4-3 with a 3.36 ERA (91.0 IP, 34 ER) in 20 games (17 starts).
- Promoted to Tennessee in August and went 2-1 with a 1.89 ERA (19.0 IP, 4 ER) in four starts.

2009: Began his career by appearing in 10 games (nine starts) between Rookie Level Mesa and Short-Season Boise.

- Allowed just one home run in 36 innings, walking 12 and striking out 29.

(RUSIN, continued)

PERSONAL: Christopher Patrick Rusin ... resides in Scottsdale, Ariz., in the offseason.
 • Enjoys playing golf in his free time.



HIGH SCHOOL/COLLEGE: Played three years at Divine Child High School in Dearborn, Mich.
 • Graduated from the University of Kentucky in May of 2009 ... became Kentucky's first, first-team All-SEC pitcher since Scott Downs earned the honor in 1997.

RUSIN

2018	HIGHS AND LOWS	CAREER
2.2, June 24 vs. MIA.....	Most IP	9.0, 2x, last: Sept. 3, 2015 vs. SF
None.....	Low-hit CG	5, Aug. 16, 2015 vs. SD
3, 2x, last: Aug. 17 at ATL.....	Runs	11, Aug. 22, 2015 vs. NYM
3, 2x, last: Aug. 17 at ATL.....	ER	11, Aug. 22, 2015 vs. NYM
5, May 19 at SF.....	Hits	13, May 5, 2016 at SF
1, 7x, last: June 7 at CIN.....	HRs	3, Oct. 3, 2015 at SF
2, 3x, last: Sept. 7 vs. LAD.....	Walks	4, 3x, last: Sept. 22, 2015 vs. PIT
4, April 22 vs. CHC.....	Strikeouts	8, June 6, 2015 vs. MIA
None.....	10+ Strikeout Games	None
2, Aug. 23-Sept. 4.....	Win Streak	5, April 13-Sept. 8, 2017
2, May 26-June 7.....	Losing Streak	5, Aug. 14-Sept. 24, 2013

RUSIN'S CAREER RECORD

Year	Team	W	L	ERA	G	GS	CG	SHO	GF	SV	IP	H	R	ER	HR	HB	BB	IBB	SO	WP	BK
2009	AZL Cubs	0	0	0.00	2	1	0	0	0	0	5.0	1	0	0	0	3	0	2	0	0	0
	Boise	0	4	3.48	8	8	0	0	0	0	31.0	33	14	12	1	4	9	0	27	3	0
2010	Daytona	4	3	3.36	20	17	0	0	1	0	91.0	79	43	34	6	7	15	0	84	1	0
	Tennessee	2	1	1.89	4	4	0	0	0	0	19.0	21	8	4	0	1	4	0	15	0	0
2011	Tennessee	3	2	3.91	15	15	0	0	0	0	76.0	80	39	33	5	5	16	0	49	2	0
	Iowa	5	2	4.02	11	9	0	0	1	0	62.2	70	29	28	8	1	14	0	46	0	1
2012	Tennessee	0	0	0	1	1	0	0	0	0	3.0	0	0	0	0	0	0	0	1	0	0
	Iowa	8	9	4.55	25	25	0	0	0	0	140.1	146	81	71	17	8	53	2	94	7	1
	CHICAGO-NL	2	3	6.37	7	7	0	0	0	0	29.2	38	22	21	4	3	11	0	21	0	0
2013	Iowa	8	7	3.35	19	18	1	1	1	0	121.0	113	49	45	8	3	27	0	69	9	0
	CHICAGO-NL	2	6	3.93	13	13	0	0	0	0	66.1	66	30	29	8	3	24	3	36	1	0
2014	Iowa	8	13	4.31	23	23	1	1	0	0	146.1	163	75	70	15	7	38	5	97	3	0
	CHICAGO-NL	0	0	7.11	4	0	0	2	0	0	12.2	16	10	10	1	0	5	1	8	1	0
2015	Albuquerque	3	2	6.29	7	6	0	0	0	0	34.1	47	28	24	6	0	11	1	18	2	1
	COLORADO	6	10	5.33	24	22	2	1	0	0	131.2	170	88	78	19	3	41	5	86	2	2
2016	Albuquerque #	0	1	5.79	3	3	0	0	0	0	9.1	13	6	6	1	1	3	0	11	0	0
	COLORADO	3	5	3.74	29	7	0	1	0	0	84.1	82	36	35	5	3	23	2	69	4	0
2017	Albuquerque #	1	0	0.00	1	0	0	0	0	0	2.2	2	0	0	0	0	0	0	3	0	0
	COLORADO	5	1	2.65	60	0	0	0	7	2	85.0	75	31	25	9	3	19	1	71	4	0
2018	Albuquerque #	2	3	6.09	49	0	0	11	0	0	54.2	56	42	37	7	2	26	1	47	4	2
	Albuquerque #	0	0	5.40	3	0	0	1	0	0	3.1	3	2	2	0	0	2	0	1	0	0
	Minor League Totals	42	44	3.97	142	130	2	2	4	0	745.0	771	374	329	67	37	195	8	517	27	3
	Major League Totals	20	28	4.55	186	49	2	1	21	2	464.1	503	259	235	53	17	149	13	338	16	4

Year	Team	AVG	G	AB	R	H	2B	3B	HR	RBI	SAC	SF	HBP	BB	IBB	SO	SB	CS	GIDP	OBP	SLG
2012	CHICAGO-NL	.167	7	12	0	2	0	1	0	0	0	0	0	0	0	5	0	0	0	.167	.333
2013	CHICAGO-NL	.105	12	19	1	2	0	0	0	2	2	0	0	0	3	0	0	0	.105	.105	
2014	CHICAGO-NL	.000	4	3	0	0	0	0	0	0	0	0	0	0	1	0	0	0	.000	.000	
2015	COLORADO	.217	26	46	5	10	0	0	1	4	4	0	0	0	7	0	0	0	.217	.283	
2016	COLORADO	.172	28	29	2	5	0	1	0	3	1	0	0	0	6	0	0	0	.172	.241	
2017	COLORADO	.333	54	9	1	3	0	0	0	0	1	0	0	0	3	0	0	0	.333	.333	
2018	COLORADO	.500	45	4	0	2	0	0	0	0	1	0	0	0	1	0	0	0	.500	.500	
	Major League Totals	.197	176	122	9	24	0	2	1	9	9	0	0	0	26	0	0	0	.197	.254	

RUSIN'S CAREER POSTSEASON RECORD

Year	Series	Team	Opp	W	L	ERA	G	GS	CG	SHO	GF	SV	IP	H	R	ER	HR	HB	BB	IBB	SO	WP	BK
2017	NLWC	COL	ARI	0	0	0.00	1	0	0	0	0	0	2.1	2	0	0	0	0	2	1	3	0	0
2018	NLWC	COL	CHC	0	0	0.00	1	0	0	0	0	0	1.0	0	0	0	0	0	0	0	0	0	0
	NLDS	COL	MIL	0	0	0.00	3	0	0	0	2	0	3.0	2	0	0	0	0	2	0	2	0	0
	Postseason Totals			0	0	0.00	5	0	0	0	2	0	6.1	4	0	0	0	0	4	1	5	0	0

(RUSIN, continued)

RUSIN'S CAREER FIELDING

Pos.	G	GS	INN	TC	PO	A	E	DP	PCT
P	186	49	464.1	114	27	85	2	9	.982

RUSIN'S CAREER TRANSACTIONS

- 2009: Selected by Chicago-NL in the fourth round of the First-Year Player Draft.
- 2014: Acquired off waivers by Colorado, Sept. 27.
- 2016: Placed on the 15-day disabled list (strained left shoulder), June 14; sent to Minors for rehabilitation (Albuquerque), July 14; reinstated, July 27.
- 2017: Placed on the 10-day disabled list (strained right oblique), April 2, retroactive to March 30; sent to Minors for rehabilitation (Albuquerque), April 6; reinstated, April 9.
- 2018: Placed on the 10-day disabled list (right intercostal strain), April 23; reinstated from the 10-day disabled list, May 4 ... placed on the 10-day disabled list (left plantar fasciitis), July 24; sent to Minors for rehabilitation (Albuquerque), Aug. 3; reinstated from the 10-day disabled list, Aug. 9.

RUSIN

HOME RUNS (1)

Date	Opp.	Pitcher
7/30/15	at STL	Carlos Martinez

COMPLETE GAMES (2)

Date	Opp.	Runs Allowed
8/16/15	SD	0
9/3/15	SF	3

25

Ht: 6-4 Wt: 225 B/T: L/R
Opening Day Age: 32
Born: Nov. 19, 1986 in Victoria, B.C., Canada
Major League Service: 7.080
Contract: Through 2019
Obtained: Signed as a Minor League free agent, Dec. 23, 2018.



MICHAEL SAUNDERS

Outfielder / Non-Roster Invitee

CAREER HIGHLIGHTS

- Named an American League All-Star in 2016 with Toronto after being voted in by the fans in the Final Vote
- One of five players in 2016 to record at least 30 doubles, 20 home runs and 50 walks
- In eight postseason games with Toronto in 2016, batted .381 (8-for-21) with one double, one home run and one RBI

MAJOR LEAGUE DEBUT

7/25/09 vs. CLE

FIRST ML HIT

7/26/09 vs. CLE (single, Cliff Lee)

FIRST ML HOME RUN

5/9/10 vs. LAA (Ervin Santana)

SAUNDERS

2018: Appeared in 38 games in the Minor Leagues between Triple-A Norfolk in the Baltimore organization and Triple-A Charlotte in the Chicago-AL organization.

- Originally signed by Kansas City to a Minor League contract Feb. 23 but was released mid-way through Spring Training on March 24.
- Signed by Baltimore to a Minor League contract on April 2 and appeared in 25 games with Triple-A Norfolk, before being released on May 15 ... batted .161 (14-for-87) with three doubles, one triple, one home run and 14 RBI.
- Signed by Chicago-AL to a Minor League contract on May 21 ... appeared in 13 games with Triple-A Charlotte, batting .152 (7-for-46) with one double, one home run and four RBI.

2017: Hit a combined .202 (44-for-218) with nine doubles, two triples, six home runs and 21 RBI in 73 games between Philadelphia and Toronto.

- Began the season with the Phillies and batted .205 (41-for-200) with nine doubles, two triples and six home runs before being released on June 23.
- Signed a Minor League contract with the Blue Jays on June 28 and had his contract purchased on Sept. 1 ... batted .167 (3-for-18) with one RBI in 12 games in September with Toronto.
- Played in 35 games with Triple-A Buffalo, batting .274 (40-for-146) with 11 doubles, one triple and two home runs.

2016: Selected to the American League All-Star team via the Final Vote, his first career All-Star appearance.

- Spent the entire season with Toronto, setting career highs in games played (140), doubles (32) and home runs (24).
- One of six players with at least 30 doubles, 20 home runs and 50 walks, along with Mike Trout, Jackie Bradley Jr., Stephen Piscotty, Gregory Polanco and Christian Yelich.
- Batted .298 (91-for-305) with 25 doubles, 16 home runs and 42 RBI in 82 games prior to the All-Star break ... beat out Ian Kinsler, Evan Longoria, Dustin Pedroia and George Springer in the American League Final Vote.
- Batted .178 (33-for-185) with seven doubles and eight home runs in 58 games after the All-Star break.
- Recorded a career-high three home runs and eight RBI June 17 at Baltimore.
- Appeared in eight postseason games, batting .381 (8-for-21) with one double, one home run and one RBI ... home run came in the second inning of Game 3 of the ALCS vs. Cleveland.

2015: Limited to just nine games in his first season with Toronto due to injuries.

- Began the season on the 15-day disabled list while recovering from surgery on his left knee ... reinstated on April 25 but was placed back on the DL on May 10 with left knee inflammation ... transferred to the 60-day DL on Aug. 25.

(SAUNDERS, continued)

2014: Set career highs in batting average (.273) and on-base percentage (.341) in his last season with Seattle.

- Had two separate stints on the disabled list, June 11-26 with right AC joint inflammation and July 11-Sept. 7 with a strained left oblique.
- Became the third Seattle player to appear in all three outfield positions in one game, May 5 vs. Oakland.

2013: Appeared in 132 games with the Mariners after making his third Opening Day roster.

- On the disabled list from April 11-28 with a sprained right shoulder.
- Led the Mariners in stolen bases (13) for the second consecutive season.
- Played for Canada in the 2013 World Baseball Classic and was named to the All-World Baseball Classic Team after batting .727 (8-for-11) with one home run and seven RBI in three games for Canada ... named the MVP of Pool D played in Phoenix.

2012: Established career highs in hits (125), runs (71), at-bats (507) and stolen bases (21).

- One of five AL players with at least 19 home runs and 19 stolen bases, along with Mike Trout, B.J. Upton, Alex Rios and Ian Kinsler.
- Hit his only career grand slam in the 10th inning at Toronto on April 27 off Luis Perez ... also hit a solo home run in the ninth inning of the game, the third time in Mariners history that a player hit two home runs in the ninth inning or later.

2011: Made the Opening Day roster for the first time in his career, appearing in 58 games across two stints with the Mariners.

- Recorded an RBI in each of his first five games of the season (April 2-10), tying the Mariners record set by John Olerud in 2001.

2010: Opened the season with Triple-A Tacoma but was recalled on May 6 and spent the remainder of the season in the Majors.

- Among AL rookies, ranked third in home runs (10), seventh in RBI (33) and seventh in walks (35).
- Hit his first Major League home run on Mother's Day, May 9 vs. Los Angeles-AL off Ervin Santana.
- Recorded his first career multi-home run game June 30 at Yankee Stadium.

2009: Made his Major League debut July 25 vs. Cleveland and went on to appear in 46 games with Seattle in his first Major League season.

- Collected his first Major League hit July 26 vs. Cleveland, a single off Cliff Lee.
- Rated as the second-best prospect in the Mariners system by *Baseball America*.

2008: Appeared in 91 games between Triple-A Tacoma and Double-A West Tennessee, batting .277 with 22 doubles, four triples and 11 home runs.

- Competed for Team Canada in the Beijing Summer Olympics, July 28-Aug. 25 ... batted .286 (8-for-25) with two doubles, two home runs and four RBI in seven games.
- Placed on the disabled list upon his return, after having surgery on his right shoulder.

2007: Named a High-A California League Post-season All-Star and was a member of the World Team in the MLB Futures Game.

- Split the season between High-A High Desert and Double-A West Tennessee ... finished tied for third among Mariners Minor Leaguers in RBI (84), tied for fourth in stolen bases (29) and seventh in average (.298).

2006: Spent the season with Low-A Wisconsin, leading the team in triples (eight), stolen bases (22) and walks (48).

2005: Appeared in 56 games with Short-Season Everett in his first professional season.

PERSONAL: Michael Edward Brett Saunders ... resides in Castle Rock, Colo., with his wife Jessica and children Aria, Declan and Sloane.

- Played in the 1999 Little League World Series.
- Also played hockey and lacrosse growing up.

HIGH SCHOOL/COLLEGE: Attended Lambrick Park Secondary School in Victory, British Columbia.

- Played collegiately at Tallahassee Community College in 2005, where he was teammates with Brewers outfielder Lorenzo Cain.

(SAUNDERS, continued)

2017		HIGHS AND LOWS		CAREER	
3, April 8 vs. WAS.....	Hits.....	4, June 2, 2012 at CWS			
1, 6x, last: May 27 vs. CIN.....	Home Runs.....	3, June 17, 2016 at BAL			
2, 5x, last: May 24 vs. COL.....	RBI.....	8, June 17, 2016 at BAL			
5, April 23-29.....	Hit Streak.....	10, July 8-21, 2013			
3, 2x, last: May 14 at WAS.....	Runs.....	3, 6x, last: May 14, 2017 at WAS			
1, 9x, last: June 17 vs. ARI.....	Doubles.....	2, 11x, last: July 3, 2016 vs. CLE			
1, 2x, last: May 18 at TEX.....	Triples.....	1, 19x, last: May 18, 2017 at TEX			
5, May 17 at TEX.....	Total Bases.....	12, June 17, 2016 at BAL			
2, 2x, last: June 13 at BOS.....	Walks.....	3, 7x, last: Aug. 8, 2016 vs. TB			
3, 2x, last: May 13 at WAS.....	Strikeouts.....	5, July 1, 2016 vs. CLE			
None.....	Stolen Bases.....	2, 3x, last: June 4, 2013 vs. CWS			

SAUNDERS' CAREER RECORD

Year	Team	AVG	G	AB	R	H	2B	3B	HR	RBI	SAC	SF	HBP	BB	IBB	SO	SB	CS	GDP	OBP	SLG
2005	Everett	.270	56	196	24	53	13	3	7	39	1	2	2	27	1	74	2	7	1	.361	.474
2006	Wisconsin	.240	104	359	48	86	10	8	4	39	2	5	2	48	2	103	22	7	2	.329	.345
2007	High Desert	.299	108	431	91	129	25	4	14	77	5	3	8	60	2	116	27	10	7	.392	.473
	West Tenn.	.288	15	52	8	15	1	2	1	7	1	0	0	7	0	20	2	1	0	.373	.442
2008	West Tenn.	.290	67	248	46	72	18	3	8	30	6	1	4	30	2	66	11	6	3	.375	.484
	Tacoma	.242	24	95	12	23	4	1	3	16	1	0	0	9	0	30	1	2	0	.308	.400
2009	Tacoma	.310	64	248	58	77	15	2	13	32	4	2	3	25	0	48	6	3	2	.378	.544
	SEATTLE	.221	46	122	13	27	1	3	0	4	1	0	0	6	0	40	4	1	1	.258	.279
2010	Tacoma	.200	21	80	6	16	1	0	0	5	1	1	0	11	0	17	4	0	2	.293	.213
	SEATTLE	.211	100	289	29	61	11	2	10	33	2	1	0	35	0	84	6	3	1	.295	.367
2011	Tacoma	.288	64	236	51	68	11	3	7	38	2	1	2	50	2	71	10	3	1	.415	.449
	SEATTLE	.149	58	161	16	24	5	0	2	8	5	1	0	12	1	56	6	2	1	.207	.217
2012	SEATTLE	.247	139	507	71	125	31	3	19	57	1	1	1	43	0	132	21	4	6	.306	.432
2013	Tacoma #	.182	3	11	2	2	1	1	0	2	0	1	1	3	0	1	0	0	0	.375	.455
	SEATTLE	.236	132	406	59	96	23	3	12	46	1	6	1	54	4	118	13	5	6	.323	.397
2014	Tacoma #	.327	15	55	11	18	3	1	1	9	0	0	0	16	0	15	0	0	0	.479	.473
	SEATTLE	.273	78	231	38	63	11	3	8	34	2	4	0	26	1	59	4	5	2	.341	.450
2015	Dunedin #	.233	9	30	2	7	3	0	0	2	0	0	0	3	0	8	0	0	0	.303	.333
	TORONTO	.194	9	31	2	6	0	0	0	3	0	0	0	5	0	10	0	0	1	.306	.194
2016	TORONTO	.253	140	490	70	124	32	3	24	57	1	3	5	59	2	157	1	2	14	.338	.478
2017	Buffalo	.274	35	146	22	40	11	1	2	12	0	0	1	9	0	30	1	0	3	.321	.404
	PHILADELPHIA	.205	61	200	25	41	9	2	6	20	0	0	1	13	2	51	0	1	2	.257	.360
	TORONTO	.167	12	18	1	3	0	0	1	0	0	0	0	2	0	4	0	0	0	.250	.167
2018	Norfolk	.161	25	87	11	14	3	1	1	14	0	0	0	16	1	23	2	0	2	.291	.253
	Charlotte	.152	13	46	4	7	1	0	1	4	0	0	0	5	0	10	0	0	2	.235	.239
	Minor League Totals	.270	623	2320	396	627	120	30	62	326	23	16	23	319	10	632	88	39	25	.362	.428
	Major League Totals	.232	775	2455	324	570	123	19	81	263	13	16	8	255	10	711	55	23	34	.305	.397

Minor League rehab

SAUNDERS' CAREER POSTSEASON RECORD

Year	Series	Team	Opp.	AVG	G	AB	R	H	2B	3B	HR	RBI	SAC	SF	HBP	BB	IBB	SO	SB	CS	GDP	OBP	SLG
2016	ALWC	TOR	BAL	.500	1	2	1	1	1	0	0	0	0	0	0	0	1	0	0	0	0	.500	1.000
	ALDS	TOR	TEX	.200	2	5	0	1	0	0	0	0	0	0	0	1	0	2	0	0	0	.333	.200
	ALCS	TOR	CLE	.429	5	14	1	6	0	0	1	1	0	0	0	0	7	0	0	0	0	.429	.643
	Postseason Totals			.381	8	21	2	8	1	0	1	1	0	0	0	1	0	10	0	0	0	.409	.571

SAUNDERS' CAREER WORLD BASEBALL CLASSIC RECORD

Year	Team	AVG	G	AB	R	H	2B	3B	HR	RBI	SAC	SF	HBP	BB	IBB	SO	SB	CS	GDP	OBP	SLG
2013	CAN	.727	3	11	4	8	3	0	1	7	0	0	0	1	0	1	1	0	0	.769	1.273
	WBC Totals	.462	4	13	4	6	1	0	1	6	0	0	0	4	0	2	0	0	0	.588	.769

SAUNDERS' CAREER FIELDING

POS.	G	GS	INN	TC	PO	A	E	DP	PCT
LF	288	252	2261.2	526	502	17	7	5	.987
CF	264	238	2162.0	627	614	8	5	3	.992
RF	189	163	1415.1	313	303	9	1	0	.997

SAUNDERS

(SAUNDERS, continued)**SAUNDERS' CAREER TRANSACTIONS**

- 2004: Drafted by Seattle in the 11th round of the First-Year Player Draft.
- 2013: Placed on the 15-day disabled list, April 11 (sprained right shoulder); sent to Minors for rehabilitation (Tacoma), April 26; reinstated from the disabled list, April 29.
- 2014: Placed on the 15-day disabled list, June 12 (right AC joint inflammation); sent to Minors for rehabilitation (Tacoma), June 20; reinstated from the disabled list, June 27 ... placed on the 15-day disabled list, July 11 (strained left oblique); sent to Minors for rehabilitation, Aug. 7; reinstated from the disabled list, Sept. 8 ... acquired by Toronto from Seattle in exchange for LHP J.A. Happ, Dec. 3.
- 2015: Placed on the 15-day disabled list, April 5 (recovery from left knee surgery); sent to Minors for rehabilitation (Dunedin), April 9; reinstated from the disabled list, April 25 ... placed on the 15-day disabled list, May 10 (left knee inflammation); transferred to the 60-day disabled list, Aug. 25; reinstated from the 60-day disabled list, Nov. 2.
- 2017: Signed a one-year contract with Philadelphia, Jan. 19 ... designated for assignment, June 20 ... signed a Minor League contract with Toronto, June 28.
- 2018: Signed a Minor League contract with Kansas City, Feb. 23 ... released by Kansas City, March 24 ... signed a Minor League contract with Baltimore, April 2 ... released by Baltimore, May 15 ... signed a Minor League contract with Chicago-AL, May 21.

MULTI-HOME RUN GAMES (8)

No.	Date	Opp.	Pitcher(s)
2	6/30/10	at NYY	J. Vazquez / C. Gaudin
2	4/27/12	at TOR	F. Cordero / L. Perez
2	8/20/12	CLE	U. Jimenez / T. Sipp
2	5/4/13	at TOR	R.A. Dickey
2	8/3/13	at BAL	T. McFarland / D. O'Day
2	4/29/16	at TB	D. Smyly / D. Eveland
3	6/17/16	at BAL	M. Wright / U. Jimenez (2)
2	7/23/16	SEA	H. Iwakuma / W. LeBlanc

CAREER AWARDS

American League All-Star 2016

GRAND SLAMS (1)

Date	Opp.	Inning	Pitcher
4/27/12	at TOR	10	Luis Perez

LEADOFF HOME RUNS (3)

Date	Opp.	Pitcher
4/29/13	BAL	Zach Britton
5/4/13	at TOR	R.A. Dickey
4/26/14	TEX	Colby Lewis

49

Ht: 6-1 **Wt:** 246 **B/T:** R/R
Opening Day Age: 24
Born: Jan. 21, 1995 in Valencia, Venezuela
Major League Service: 1.126
Contract: Through 2019
Obtained: Signed as a non-drafted international free agent, July 8, 2011
Pronunciation: sehn-zuh-TEH-luh



ANTONIO SENZATELA

Right-Handed Pitcher

CAREER HIGHLIGHTS

- Made his second Opening Day roster in 2018, breaking with the club as a reliever
- Named National League Rookie of the Month for April 2017, went 3-1, 2.81 ERA (32.0 IP, 10 ER)
- In 2015, was named the High-A California League Pitcher of the Year, received Mid-Season All-Star and Post-Season All-Star recognition at High-A Modesto, and was named a High Class A All-Star by *Baseball America*
- Named a MiLB.com Organization All-Star in 2014 and 2015

SENZATELA

MAJOR LEAGUE DEBUT

4/6/17 at MIL

FIRST ML WIN

4/11/17 vs. SD

2018: In 23 appearances with the Rockies, went 6-6 with a 4.38 ERA (90.1 IP, 44 ER), 30 walks and 69 strikeouts.

- As a starter, went 4-5 with a 3.95 ERA (73.0 IP, 32 ER) ... made 10 relief appearances, going 2-1 with a 6.23 ERA (17.1 IP, 12 ER), six walks and 14 strikeouts, before being optioned to Triple-A on May 2.
- According to STATS, on April 27 at Miami, became the first relief pitcher in Rockies history and the first in the Major Leagues since Joe Niekro on Aug. 23, 1980 to earn the win and drive in the game's only run in a 1-0 victory ... it was also the first game in Rockies history in which all runs were driven in by a relief pitcher.
- In eight games with Triple-A Albuquerque, went 3-1 with a 2.15 ERA (37.2 IP, 9 ER), 30 walks and 69 strikeouts.
- Made his first career postseason appearance, starting Game 1 of the NLDS at Milwaukee ... pitched five innings and allowed two runs on three hits with two walks and one strikeout.

2017: Made his first career Opening Day roster and made his Major League debut on April 6 vs. Milwaukee Brewers at Miller Park.

- Went 10-5 with a 4.68 (134.2 IP, 70 ER) across 20 starts and 16 relief appearances ... his 102 strikeouts were the 11th-most by a Rockies rookie in a single season.
- National League Rookie of the Month for April, after going 3-1 with a 2.81 ERA (32.0 IP, 10 ER) in five starts ... finished the month first among Major League rookie starting pitchers in ERA and innings pitched, tied for first in wins and tied for fourth in strikeouts.
- Pitched seven innings in three consecutive starts from April 11-22, becoming the first Rockies pitcher since Jhoulys Chacin in 2013 (four starts) to accomplish the feat.
- Pitched eight shutout innings May 26 vs. St. Louis, allowing five hits with no walks and three strikeouts.
- Moved to the bullpen for the month of September.
- His 10 wins were tied for third-most among Major League rookie pitchers (also: Parker Bridwell, Los Angeles-AL) ... ranked first among rookies with a .667 winning percentage.

2016: Went 4-1 with a 1.82 ERA (34.2 IP, 7 ER) for Double-A Hartford across seven starts, spending much of the year on the disabled list.

- On 7-day disabled list from April 17 to May 23, and again from June 22 through the rest of the season with a right shoulder strain ... pitched two times in the month of April, two times in May and three times in June.

2015: Went 9-9 with a 2.51 ERA (154.0 IP, 43 ER) across 26 starts for High-A Modesto and was named the California League's Pitcher of the Year.

- Named a Mid-Season All-Star after going 4-3 with a 2.36 ERA (72.1 IP, 19 ER) over 13 first-half starts ... named a Post-Season All-Star after going 5-6 with a 2.64 ERA (81.2 IP, 24 ER) in the second half.

(SENZATELA, continued)

2014: Started 26 games for Low-A Asheville in his third professional season, going 15-2 with a 3.11 ERA (144.2 IP, 50 ER).

- Named MiLB.com Organization All-Star and was ranked the eighth-best prospect in the Rockies organization by *Baseball America*.

2013: Began the season with the Dominican Summer League Rockies before joining Short-Season Tri-City July 21.

2012: Made his professional debut with the DSL Rockies, making 12 starts and one relief appearance.

- Went 5-2 with a team-leading 0.72 ERA (62.2 IP, 5 ER), including 40 hits, 14 walks and 35 strikeouts.

SENZATELA

PERSONAL: Antonio Rondon SenzateLA ... resides in Valencia, Venezuela in the offseason ... married to Vanessa Carolina Garcia Iraci and together they have a son, Thiago.

- Son of Antonio SenzateLA and Nidya Yusbelis Rondon ... his mother Nidya passed away due to cancer in July 2016 ... has two older sisters, María and Yesica, and one younger sister, Antonella
- Began playing baseball at the age of four ... his dad bought him his glove and his grandfather, a carpenter, made him a tiny wooden bat he used to love to swing.

HIGH SCHOOL/COLLEGE: Attended school at Alonso Díaz Moreno and Virgen de las Nieves, both located in Valencia, Ven.



@ASENZATELA32



@SENZATELA95

2018

HIGHS AND LOWS

CAREER

7.0, 2x, last: Sept. 22 at ARI..... **Most IP**8.0, May 26, 2017 vs. STL
 None..... **Low-hit CG**.....None
 7, Aug. 24 vs. STL..... **Runs**.....9, June 22, 2017 vs. ARI
 7, Aug. 24 vs. STL..... **ER**.....9, June 22, 2017 vs. ARI
 10, Aug. 24 vs. STL..... **Hits**.....10, Aug. 24, 2018 vs. STL
 2, Aug. 24 vs. STL..... **Hrs**.....3, June 16, 2017 vs. SF
 4, July 28 vs. OAK..... **Walks**.....4, 2x, last: July 28, 2018 vs. OAK
 6, 3x, last: Sept. 5 vs. SF..... **Strikeouts**.....7, May 31, 2017 at SEA
 None..... **10+ Strikeout Games**.....None
 3, April 11-July 3..... **Win Streak**.....4, May 3-26, 2017
 3, Aug. 24-Sept. 11..... **Losing Streak**.....3, 2x, last: Aug. 24-Sept. 11, 2018

SENZATELA'S CAREER RECORD

Year	Team	W	L	ERA	G	GS	CG	SHO	GF	SV	IP	H	R	ER	HR	HB	BB	IBB	SO	WP	BK
2012	DSL Rockies	5	2	0.72	13	12	0	0	0	0	62.2	40	10	5	0	1	14	0	35	3	0
2013	DSL Rockies	6	1	1.76	8	8	1	0	0	0	51.0	32	14	10	1	7	3	0	46	5	0
	Tri-City	2	4	3.83	8	8	0	0	0	0	42.1	48	23	18	1	3	13	0	20	3	0
2014	Asheville	15	2	3.11	26	26	0	0	0	0	144.2	134	61	50	11	5	36	0	89	6	2
2015	Modesto	9	9	2.51	26	26	1	0	0	0	154.0	131	53	43	10	8	33	0	143	8	0
2016	Hartford	4	1	1.82	7	7	0	0	0	0	34.2	27	8	7	1	2	9	0	27	1	0
2017	Albuquerque	0	0	2.70	1	1	0	0	0	0	3.1	4	1	1	0	0	1	0	2	0	0
	COLORADO	10	5	4.68	36	20	0	0	3	0	134.2	128	72	70	18	4	47	1	102	1	2
2018	Albuquerque	3	1	2.15	8	8	0	0	0	0	37.2	29	10	9	1	1	12	0	42	2	0
	COLORADO	6	6	4.38	23	13	0	2	0	0	90.1	94	45	44	10	3	30	1	69	1	0
	Minor League Totals	44	20	2.43	97	96	2	0	0	0	530.1	445	180	143	25	27	121	0	404	28	2
	Major League Totals	16	11	4.56	59	33	0	0	5	0	225.0	222	117	114	28	7	77	2	171	2	2

Year	Team	AVG	G	AB	R	H	2B	3B	HR	RBI	SAC	SF	HBP	BB	IBB	SO	SB	CS	GDP	OBP	SLG
2017	COLORADO	.125	33	32	1	4	1	0	0	5	7	0	0	0	0	20	0	0	0	.125	.156
2018	COLORADO	.083	22	24	1	2	1	0	0	3	5	0	0	0	0	13	0	0	0	.083	.125
	Major League Totals	.107	55	56	2	6	2	0	0	8	12	0	0	0	0	33	0	0	0	.107	.143

(SENZATELA, continued)

SENZATELA'S CAREER POSTSEASON RECORD

Year	Series	Team	Opp	W	L	ERA	G	GS	CG	SHO	GF	SV	IP	H	R	ER	HR	HB	BB	IBB	SO	WP	BK
2018	NLDS	COL	MIL	0	0	3.60	1	1	0	0	0	0	5.0	3	2	2	1	0	2	0	1	2	0
Postseason Totals				0	0	3.60	1	1	0	0	0	0	5.0	3	2	2	1	0	2	0	1	2	0

SENZATELA'S CAREER FIELDING

POS.	G	GS	INN	TC	PO	A	E	DP	PCT
P	59	33	225.0	46	13	32	1	3	.978

SENZATELA'S CAREER TRANSACTIONS

- 2011: Signed by Colorado as a non-drafted international free agent, July 8 (signed by Rolando Fernandez, Orlando Media and Carlos Gomez).
- 2018: Placed on the 10-day disabled list (left middle finger blister), retroactive to July 10; reinstated from the 10-day disabled list list, July 22; placed on the 10-day disabled list (right shoulder inflammation), retroactive to Aug. 3; reinstated from the 10-day disabled list, Aug. 18.

CAREER AWARDS

National League Rookie of the Month April 2017

66

Ht: 6-0 **Wt:** 204 **B/T:** R/R
Opening Day Age: 23
Born: May 5, 1995 in Palm Desert, Calif.
Major League Service: 0.000
Contract: Through 2019
Obtained: Selected in the fifth round of the 2016 First-Year Player Draft



BRIAN SERVEN

Catcher / Non-Roster Invitee

CAREER HIGHLIGHTS

- Will be attending his first Major League Spring Training in 2019
- Named an MiLB.com Organization All-Star in 2018
- Selected out of Arizona State University in the fifth round of the 2016 First-Year Player Draft

2018: Played a career-high 83 games for High-A Lancaster, batting .268 (78-for-291) with 53 runs, 22 doubles, three triples, 12 home runs, 46 RBI, 23 walks, 68 strikeouts and one stolen base.

- Named an MiLB.com Organization All-Star at the conclusion of the season.
- Batted .373 (22-for-59) with 13 runs, seven doubles, three home runs, 12 RBI, four walks and eight strikeouts in the month of July.
- Hit his first career multi-home run game on June 22 at Lake Elsinore.

2017: Started 49 games at catcher for Low-A Asheville.

- Batted .320 (16-for-50) with 16 RBI with runners in scoring position.
- Recorded a caught stealing rate of 46% (31-for-61).

2016: Started 32 games for Rookie Level Grand Junction in his first professional season.

- Batted .293 (12-for-41) vs. left-handers as compared to his .163 (15-for-92) average against right-handed pitchers.

PERSONAL: Brian Serven ... son of Jim & Laura ... has two siblings, Johnathan (25) and Kristina (16).

- Splits time between Palm Desert, Calif., and Scottsdale, Ariz., during the offseason.
- In his free time, enjoys hiking, health and wellness and playing video games.

HIGH SCHOOL/COLLEGE: Graduate of Palm Desert High School in Palm Desert, Calif.

- Attended Arizona State University ... was selected by the Rockies as a junior.
- Named a First-Team All-Pac-12 member.
- Currently working on completing his degree in business management.



@BSWERV24

SERVEN'S CAREER RECORD

Year	Team	AVG	G	AB	R	H	2B	3B	HR	RBI	SAC	SF	HBP	BB	IBB	SO	SB	CS	GIDP	OBP	SLG
2016	Grand Junction	.203	34	133	11	27	7	0	1	16	1	1	1	7	0	22	0	3	3	.246	.278
2017	Asheville	.280	49	168	22	47	14	1	1	19	3	2	6	20	0	29	3	4	2	.372	.393
2018	Lancaster	.268	83	291	53	78	22	3	12	46	9	8	6	23	0	68	1	1	7	.326	.488
Minor League Totals		.257	166	592	86	152	43	4	14	81	13	11	13	50	0	119	4	8	12	.323	.414

SERVEN'S CAREER TRANSACTIONS

- 2016: Selected by Colorado in the fifth round of the First-Year Player Draft (signed by Scott Alves).

29

Ht: 6-1 **Wt:** 232 **B/T:** S/R
Opening Day Age: 30
Born: Nov. 8, 1987 in Livermore, Calif.
Major League Service: 7.081
Contract: Through 2020
Obtained: Signed as a Major League free agent, Dec. 15, 2017.



BRYAN SHAW

Right-Handed Pitcher

SHAW

CAREER HIGHLIGHTS

- Since making his debut in 2011, his 536 relief appearances rank fourth in the Major Leagues ... his 439 appearances since 2013 are the most in MLB
- Has made at least 60 appearances in seven consecutive seasons, including five straight seasons with at least 70 appearances from 2013-2017
- Made his 500th career appearance May 18, 2018 at San Francisco
- Has made 19 career postseason appearances, going 2-1 with a 2.45 ERA (22.0 IP, 6 ER)

MAJOR LEAGUE DEBUT

6/10/11 with ARI vs. FLA

FIRST ML WIN

8/16/11 with ARI at PHI

FIRST ML SAVE

4/8/12 with ARI vs. SF

2018: Made 61 appearances in his first season with the Rockies, allowing career highs in runs (43), earned runs (36) and home runs (nine).

- Appeared in at least 60 games for the seventh consecutive season, but his 61 appearances were his fewest since his rookie season in 2011 (33 appearances with Arizona).
- Along with allowing career highs in runs, earned runs and home runs, tied his career high with 28 walks and six losses.
- Went 3-5 with a 7.57 ERA (35.2 IP, 30 ER), eight home runs, 20 walks and 34 strikeouts in 41 appearances prior to being placed on the 10-day disabled list on June 24 with a right calf strain.
- In 20 appearances after being reinstated from the DL on July 11, went 1-1 with a 2.84 ERA (19.0 IP, 6 ER), one home run, eight walks and 20 strikeouts.
- Allowed a career-high six runs June 9 vs. Arizona ... also allowed a career-high-tying earned runs April 20 vs. Chicago-NL.
- Made his 500th career appearance May 18 at San Francisco.

2017: Tied for the Major League lead with 79 relief appearances, his fifth straight season with at least 70 appearances.

- Finished the season with 378 career regular season relief appearances with the Cleveland Indians, the second-most relief appearances in franchise history ... became the only Indians pitcher to surpass the 70-game mark in seasons in franchise history.
- Among American League relievers, in games, seventh in relief innings (76.2) and fourth in holds (26) ... was tied for 13th among all American League pitchers with 18 double plays induced, the most among MLB relievers.
- Set career highs in innings pitched (76.2) and saves (three), and tied his career high with 73 strikeouts.
- Recorded his 400th appearance and the win in the Indians' Home Opener, April 11 vs. Chicago-AL.
- In three postseason appearances, allowed one run in six innings pitched (1.50 ERA), with no walks and strikeouts.
- Signed by the Rockies to a three-year contract, Dec. 15.

2016: Went 2-5 with one save and a 3.24 ERA (66.2 IP, 24 ER) in an American League-leading 75 appearances.

- Became the Indians reliever in franchise history to amass at least 70 appearances in four seasons.
- Finished tied for seventh in the American League with a club-high 25 holds.
- Recorded a career-best 9.3 strikeouts per nine innings.
- Posted a career-high 18-game scoreless streak from July 19-Aug. 31.
- Went a combined 2-1 with a 4.35 ERA (10.1 IP, 5 ER) in 11 relief appearances in the postseason ... allowed 14 hits with walks and 12 strikeouts ... took the loss in Game 7 of the World Series against Chicago-NL.

SHAW, continued)**2015: In 74 appearances, went 3-3 with two saves and a 2.95 ERA (64.0 IP, 21 ER).**

- Finished seventh among American League relievers in holds (23) and tied for second in appearances, both the most on the club.
- Posted a 5.06 ERA (5.1 IP, 3 ER) over his first 10 regular season outings through April 28 ... recorded a 2.76 ERA (58.2 IP, 18 ER) over his final 64 games from April 30 through the end of the season.

2014: In a career-high 80 relief appearances, went 5-5 with two saves and a 2.59 ERA (76.1 IP, 22 ER).

- Became the first Cleveland reliever to lead the American League in appearances since 1955 (Ray Narleski), and the club's first outright Major League leader in games pitched since Jim Bagby in 1920.
- His 80 appearances set the Indians club record for single-season relief games, breaking the 2005 mark of 79 set by Bobby Howry.
- Among AL relievers, finished tied for fifth in holds (24) and tied for fourth in relief innings pitched (76.1).

2013: In his first season with Cleveland, recorded a career-high seven wins with a 3.24 ERA (75.0 IP, 27 ER) across 70 appearances.

- Was 5-0 with one save, no runs allowed, two walks and 15 strikeouts in 13 September outings ... was the only pitcher in MLB with five wins in the month.
- In the AL, finished tied for seventh in relief innings, tied for 15th in games, and tied for second in relief wins.
- Made one appearance in the AL Wild Card Game against Tampa Bay, tossing 1.2 scoreless innings.

2012: In 64 relief appearances with Arizona, went 1-6 with two saves and a 3.49 ERA (59.1 IP, 23 ER).

- Earned his first career save on April 8 vs. San Francisco and his second career save on April 15 at Colorado.
- On Dec. 11, was traded from Arizona to Cleveland along with RHP Trevor Bauer and RHP Matt Albers in exchange for INF Lars Anderson, LHP Tony Sipp (from Cleveland) and Didi Gregorius (from Cincinnati) ... the three-team trade also sent OF Shin-Soo Choo, INF Jason Donald and cash from Cleveland to Cincinnati, and OF Drew Stubbs from Cincinnati to Cleveland.

2011: Made his Major League debut on June 10 at Florida, pitching a scoreless inning.

- In two stints with Arizona, went 1-0 with a career-best 2.54 ERA (28.1 IP, 8 ER) across 33 appearances.
- Recorded his first Major League win on Aug. 16 at Philadelphia.
- Appeared in all four NLDS games against Milwaukee and did not allow a hit or run in four innings pitched ... one of just three pitchers in Division Series history to make at least four hitless appearances (also: Jaret Wright with the Braves in 2003 and Franklin Morales with the Rockies in 2009).

2010: Made 33 appearances, including 13 starts, for Double-A Mobile, his last season as a starter.

- Was 2-6 with a 4.73 ERA (70.1 IP, 37 ER) in 13 starts ... transitioned to the bullpen in mid-June and went 2-3 with a 3.19 ERA (31.0 IP, 11 ER) in 20 relief appearances to end the season.
- Pitched for Scottsdale in the Arizona Fall League ... in nine relief appearances, went 0-1 with a 3.48 ERA.

2009: Spent the entire season with High-A Visalia, splitting time between starting and the bullpen.

- Went 3-7 with a 4.53 ERA (87.1 IP, 44 ER) across 19 starts and posted a 5.40 ERA (20.0 IP, 12 ER) in 11 relief appearances.

2008: In his first professional season, split time between Rookie Level Missoula and Low-A South Bend.

- In 21 appearances between the two stops, went 0-2 with a 5.22 ERA (39.2 IP, 23 ER), 13 walks and 33 strikeouts.

PERSONAL: Bryan Anthony Shaw ... married to Kristen, they reside in Arizona during the offseason.

- Enjoys video games and golf in his free time.



@BRYANSHAW37

HIGH SCHOOL/COLLEGE: Graduated from Livermore High School in Livermore, Calif., the same high school as LHP Randy Johnson

- Earned two varsity letters in baseball and football and one in basketball.
- Attended Long Beach State from 2006-08.

MAJOR LEAGUE LEADERS - GAMES PITCHED, 2013-18

Pitcher	Games
1. Bryan Shaw	439
2. Tony Watson	435
3. Cody Allen	429
4. Tyler Clippard	425
5. Brad Ziegler	416

(SHAW, continued)

2018	HIGHS AND LOWS	CAREER
2.0, 2x, last: Aug. 26 vs. STL	Most IP	2.1, 3x, last: Aug. 26, 2014 at CWS
None	Low-hit CG	None
6, June 9 vs. ARI	Runs	6, June 9, 2018 vs. ARI
5, April 20 vs. CHC	ER	5, 2x, last: April 20, 2018 vs. CHC
5, June 5 at CIN	Hits	5, 2x, last: June 5, 2018 at CIN
2, May 22 at LAD	HRs	2, 3x, last: May 22, 2018 at LAD
2, 5x, last: June 9 vs. ARI	Walks	2, 28x, last: June 9, 2018 vs. ARI
4, July 20 at ARI	Strikeouts	4, 6x, last: July 20, 2018 at ARI
None	10+ Strikeout Games	None
2, June 20-Aug. 11	Win Streak	6, Sept. 4, 2013-April 23, 2014
3, April 10-May 22	Losing Streak	6, May 29, 2012-July 4, 2013

SHAW

SHAW'S CAREER RECORD

Year	Team	W	L	ERA	G	GS	CG	SHO	GF	SV	IP	H	R	ER	HR	HB	BB	IBB	SO	WP	BK
2008	Missoula	0	1	6.75	10	0	0	0	5	2	17.1	24	19	13	2	4	7	0	17	4	0
	South Bend	0	1	4.03	11	0	0	0	4	0	22.1	18	12	10	0	1	6	0	16	1	0
2009	Visalia	3	7	4.70	30	19	0	0	2	0	107.1	96	65	56	7	11	40	1	95	11	0
2010	Mobile	4	9	4.26	33	13	0	0	9	2	101.1	102	57	48	4	10	43	3	75	11	0
2011	Mobile	3	1	0.87	15	0	0	0	14	7	20.2	15	5	2	1	0	8	0	15	0	0
	Reno	1	0	4.58	16	0	0	0	12	9	17.2	14	9	9	4	2	4	0	15	2	0
	ARIZONA	1	0	2.54	33	0	0	0	8	0	28.1	30	9	8	2	4	8	1	24	1	0
2012	Reno	0	0	2.25	8	0	0	0	4	2	8.0	6	2	2	0	0	2	0	10	1	0
	ARIZONA	1	6	3.49	64	0	0	0	19	2	59.1	60	29	23	4	2	24	3	41	4	1
2013	CLEVELAND	7	3	3.24	70	0	0	0	11	1	75.0	60	31	27	4	4	28	2	73	5	0
2014	CLEVELAND	5	5	2.59	80	0	0	0	16	2	76.1	61	26	22	6	2	22	4	64	4	1
2015	CLEVELAND	3	3	2.95	74	0	0	0	19	2	64.0	59	24	21	8	1	19	1	54	3	0
2016	CLEVELAND	2	5	3.24	75	0	0	0	9	1	66.2	56	26	24	8	1	28	3	69	2	0
2017	CLEVELAND	4	6	3.52	79	0	0	0	16	3	76.2	71	36	30	5	0	22	3	73	3	0
2018	COLORADO	4	6	5.93	61	0	0	0	14	0	54.2	70	43	36	9	1	28	1	54	8	0
	Albuquerque #	0	0	9.00	2	0	0	0	0	0	2.0	3	2	2	1	0	2	0	1	1	0
Minor League Totals		11	19	4.31	125	32	0	0	50	22	296.2	278	171	142	19	28	112	4	244	31	0
Major League Totals		27	34	3.43	536	0	0	0	112	11	501.0	467	224	191	46	15	179	18	452	30	2

Minor League rehab

SHAW'S CAREER POSTSEASON RECORD

Year	Series	Team	Opp	W	L	ERA	G	GS	CG	SHO	GF	SV	IP	H	R	ER	HR	HB	BB	IBB	SO	WP	BK
2011	NLDS	ARI	MIL	0	0	0.00	4	0	0	0	1	0	4.0	0	0	0	0	1	1	0	3	0	0
2013	ALWC	CLE	TB	0	0	0.00	1	0	0	0	0	0	1.2	1	0	0	0	0	0	0	2	0	0
2016	ALDS	CLE	BOS	0	0	7.71	3	0	0	0	1	0	2.1	2	2	2	1	0	0	0	1	0	0
	ALCS	CLE	TOR	2	0	2.70	4	0	0	0	0	0	3.1	6	2	1	0	0	1	1	4	0	0
	WS	CLE	CHC	0	1	3.86	4	0	0	0	0	0	4.2	6	3	2	0	0	4	2	7	1	0
2017	ALDS	CLE	NYG	0	0	1.50	3	0	0	0	0	0	6.0	4	1	1	1	0	0	0	5	0	0
Postseason Totals				2	1	2.45	19	0	0	0	2	0	22.0	19	8	6	2	1	6	3	5	1	0

SHAW'S CAREER FIELDING

Pos.	G	GS	INN	TC	PO	A	E	DP	PCT
P	536	0	501.0	102	35	58	9	3	.912

SHAW'S CAREER TRANSACTIONS

- 2008: Selected by Arizona in the second round of the First-Year Player Draft.
- 2012: Acquired by Cleveland from Arizona along with RHP Matt Albers and RHP Trevor Bauer as part of a three-team trade with Cincinnati receiving OF Shin-Soo Choo, INF Jason Donald and cash and Arizona receiving INF Didi Gregorius, INF Lars Anderson and LHP Tony Sipp, Dec. 11.
- 2017: Signed by Colorado to a three-year contract as a Major League free agent, Dec. 15.
- 2018: Placed on the 10-day disabled list (right calf strain), June 24; sent to Minors (Albuquerque) for rehabilitation, July 6; reinstated from the disabled list, July 11.

27

Ht: 6-2 **Wt:** 214 **B/T:** R/R
Opening Day Age: 26
Born: Nov. 15, 1992 in Irving, Texas
Major League Service: 3.000
Contract: Through 2019
Obtained: Selected in the Competitive Balance Round A of the 2011 First-Year Player Draft



TREVOR STORY

Infielder

CAREER HIGHLIGHTS

- His 88 career home runs are the most by a shortstop through their three seasons in MLB history
- In 2018, became the shortstop in MLB history to record at least 40 doubles, 30 home runs and 25 stolen bases
- Awarded his career Silver Slugger in 2018
- Named to his career All-Star Game in 2018 and hit a home run in his All-Star at-bat
- His 27 home runs in 2016 were the most for a rookie shortstop in NL history and the second-most by any Rockies rookie in franchise history, behind Wilin Rosario's 28 home runs in 2012
- Hit 21 home runs prior to the 2016 All-Star break; tied for the most all-time by a National League rookie (Dave Kingman, 1972; Albert Pujols, 2001)
- Became the only player in MLB history to record six home runs in his team's four games and the player in history to record two games with multiple home runs within his four career games

MAJOR LEAGUE DEBUT

4/4/16 at ARI

FIRST ML HIT

4/4/16 at ARI (home run, Zack Greinke)

FIRST ML HOME RUN

4/4/16 at ARI (Zack Greinke)

2018: Became the first shortstop in MLB history to record at least 40 doubles, 30 home runs and 25 stolen bases, en route to winning his first career Silver Slugger Award.

- Homered in his first career All-Star appearance, the third player in franchise history with an All-Star Game home run (also: Matt Holliday, 2008 and Todd Helton, 2003).
- Won his first career Silver Slugger Award, joining Troy Tulowitzki as the only Rockies shortstops to win the award.
- Ranked among National League leaders in extra-base hits (85, 1st), home runs (37, 2nd), slugging percentage (.567, 2nd), doubles (42, T4), RBI (108, T4), stolen bases (27, 6th), multi-hit games (51, T7) and hits (174, 10th).
- Became the 16th player (19th time) and first shortstop to record at least 40 doubles, 30 home runs and 25 stolen bases ... joined Larry Walker (1997) and Ellis Burks (1996) as the only Rockies to accomplish the feat.
- Joined Ernie Banks (1957-68, 1960) and Honus Wagner (1903-04, 1907-09) as the only shortstops to lead the National League in extra-base hits ... his 85 extra-base hits were the second-most by a shortstop in NL history behind Jimmy Rollins' 88 extra-base hits in 2007.
- His 37 home runs were the most by a shortstop in franchise history ... one of three NL shortstops (min. 100 starts) to hit at least 37 home runs in a season, joining Ernie Banks (1955, 1957-1960) and Rich Aurilia (2001).
- His 108 RBI were the most by an NL shortstop since Ernie Banks recorded 117 RBI in 1960.
- Appeared in 157 games with 156 starts at shortstop ... missed his first game on July 6, snapping a streak of 139 consecutive starts at shortstop since Aug. 6, 2017.
- Recorded his first career three-home run game Sept. 5 vs. San Francisco, the 17th three-homer game in Rockies history (last: Nolan Arenado, July 19, 2017 vs. San Diego) ... his second home run Sept. 5 was measured at 505 feet by Statcast, the longest home run ever measured by Statcast since its inception in 2015.
- Hit five home runs in three games vs. San Francisco Sept. 3-5, tied for the most in a three-game series in franchise history (also: Charlie Blackmon vs. Philadelphia, Aug. 12-14, 2016).
- Recorded a career-high 13-game hitting streak from July 3-22 ... had a 12-game hitting streak from Aug. 3-15.
- Hit his first career walk-off home run July 15 vs. Seattle, the last game before the All Star break.
- Named the National League Player of the Week July 9-15, the third Player of the Week honor of his career ... hit .400 with three home runs and three doubles during the week.
- Started all four postseason games at shortstop and recorded a team-high five hits (5-for-18, .278), with one run scored and two doubles.

(STORY, continued)**2017: Led all National League shortstops with 81 RBI ... second among NL shortstops with 23 home runs.**

- His 11 defensive runs saved ranked second-most in MLB among shortstops, behind Andrelton Simmons ... ranked sixth among NL position players with 1.8 defensive WAR ... among NL shortstops, ranked third in total chances (610), second in assists (408), second in double plays (101) and second in fielding percentage (.982).
- Batted .224 (57-for-255) with 11 doubles, 11 home runs and 35 RBI in 75 games in the first half ... in 70 games after the All-Star break, batted .254 (63-for-271) with 21 doubles, 13 home runs and 47 RBI.
- Led the National League with 191 strikeouts, the most in franchise history.
- Recorded a career-high six RBI on Aug. 16 vs. Atlanta, along with his only multi-home run game of the season.
- First career grand slam on April 21 vs. San Francisco ... first career pinch-hit home run on June 16 vs. San Francisco.
- Made his first career postseason appearance in the NL Wild Card Game at Arizona, went 2-for-4 with two runs scored and a solo home run.

2016: Led all Major League rookies with 27 home runs and tied with 72 RBI, despite having his season cut short by a torn ligament in his left thumb.

- His 27 home runs were the most for a rookie shortstop in NL history and the second-most by any Rockies rookie in franchise history, behind Wilin Rosario's 28 home runs in 2012.
- His 27 home runs led the National League prior to his injury ... ranked in the NL with 72 RBI.
- Prior to his injury, led all MLB rookies in home runs, RBI, extra-base hits (52) and slugging percentage (.567), and tied for in walks (35) ... ranked second in runs (67), total bases (211) and WAR (4.7), third in doubles (21) and fourth in hits (101).
- Named the NL Rookie of the Month for April, after hitting 10 home runs and recording 20 RBI ... the 10 home runs in April were tied for the most in MLB history for a rookie (Jose Abreu, 2014) and were the most in NL history by a rookie.
- Won National League Player of the Week honors for the first week of the season (April 4-10) ... joined Fernando Valenzuela of the Los Angeles Dodgers as the only National League rookies to be named the Player of the Week for the first week of the season since the award's inception in 1974.
- Once again named the NL Player of the Week, for the week of July 18-24, after batting .478 (11-for-23) with 10 runs, one double, six home runs, 12 RBI, four walks and two stolen bases.
- Became the player in Major League history to hit seven home runs over his six Major League games, and the player, rookie or not, to hit seven home runs over his team's six games of the season ... also became the rookie to ever hit seven home runs over a six-game span at any point of a season.
- Hit a home run in four straight games to begin the season, which tied for the longest streak in Major League history (Chris Davis, 2013; Nelson Cruz, 2011; Mark McGwire, 1998; Willie Mays, 1971) ... is the only Major League player in history to hit home runs in his four career games.
- Became the player since 1900 to hit at least four home runs in his three Major League games ... also became the player since 1900 whose four hits in the Majors were all home runs.
- Recorded two home runs off Zack Greinke in his Opening Day debut, the sixth player to hit multiple home runs in his Major League debut (last: J.P. Arencibia, 2010 Blue Jays), the NL player to do so ... was the player in Major League history to hit two home runs in a Major League debut on Opening Day.

2015: Split the season between Double-A New Britain and Triple-A Albuquerque, where he made his Triple-A debut and played 61 games for the Isotopes ... added to the Rockies 40-man roster Nov. 20.

- Was a *Baseball America* Double-A All-Star and All-Star Futures Game selection for the first time.
- Began the year with New Britain and batted .281 (72-for-256) with 46 runs, 20 doubles, six triples, 10 home runs, 40 RBI, 35 walks and 73 strikeouts in 69 games.
- Promoted to Triple-A Albuquerque June 30 and made his Triple-A debut July 1 ... played 61 games with Albuquerque, where he hit .277 (71-for-256) in 61 games ... hit eight home runs in July.
- Invited to his first Major League Spring Training.

2014: Played in 108 games across three levels and batted .263 (104-for-396) with 69 runs, 26 doubles, eight triples, 14 home runs and 48 RBI.

- Began the year with High-A Modesto, where he played 50 games ... hit .332 (61-for-184) with 38 runs, 17 doubles, seven triples, five home runs and 28 RBI.
- Promoted to Double-A Tulsa June 27 and finished the season there ... played in 56 games with 43 starts at shortstop ... hit .200 (41-for-205) with 29 runs, eight doubles, one triple, nine home runs and 20 RBI.

2013: Played the entire season with High-A Modesto as their primary shortstop.

- Played in 125 games at short with 123 starts ... also played four games at third base.
- Named the ninth-best Rockies prospect by *Baseball America* and also received "Best Defensive Infielder" and "Best Infield Arm" recognition.

(STORY, continued)

2012: Started 84 games as the primary shortstop for Low-A Asheville.

- Led the Colorado system in doubles (43) and runs scored (96), and finished fifth in the South Atlantic League with 18 home runs.
- Named a South Atlantic League Post-Season All-Star and MiLB.com Organization All-Star.
- *Baseball America* ranked him as the third-best Rockies prospect.

2011: Made his professional debut with Rookie Level Casper.

- Named the Pioneer League Player of the Week for the week of Aug. 15-22, after batting .320 (8-for-25) with eight runs, eight hits, 12 walks, three home runs, nine RBI, four walks and seven strikeouts.
- Named the Pioneer League's #1 prospect following the season by *Baseball America*.

PERSONAL: Trevor John Story and his wife Mallie reside in the Dallas area during the offseason.

- Son of Ken and Teddie ... has an older brother, Tyler.
- Enjoys playing golf in his free time.
- Played baseball as a kid with Josh Bell (Pirates) and played against current teammate Pat Valaika.

HIGH SCHOOL/COLLEGE: Graduated from Irving High School in Irving, Texas.

- Committed to Louisiana State University before being drafted in 2011.

STORY



@TSTORY2



@TREVV4

2018	HIGHS AND LOWS	CAREER
3, 10x, last: Sept. 26 vs. PHI.....	Hits.....	4, July 23, 2016 vs. ATL
3, Sept. 5 vs. SF.....	Home Runs.....	3, Sept. 5, 2018 vs. SF
5, Sept. 3 vs. SF.....	RBI.....	6, Aug. 16, 2017 vs. ATL
13, July 3-22.....	Hit Streak.....	13, July 3-22, 2018
3, 4x, last: Sept. 26 vs. PHI.....	Runs.....	4, June 26, 2016 vs. ARI
2, 4x, last: Sept. 24 vs. PHI.....	Doubles.....	2, 8x, last: Sept. 24, 2018 vs. PHI
1, 6x, last: Sept. 26 vs. PHI.....	Triples.....	2, April 13, 2016 vs. SF
12, Sept. 5 vs. SF.....	Total Bases.....	12, Sept. 5, 2018 vs. SF
2, 2x, last: July 20 at ARI.....	Walks.....	3, April 4, 2016 at MIL
4, 3x, last: April 15 at WAS.....	Strikeouts.....	4, 7x, last: April 15, 2018 at WAS
2, Sept. 4 vs. SF.....	Stolen Bases.....	2, Sept. 4, 2018 vs. SF

STORY'S CAREER RECORD

Year	Team	AVG	G	AB	R	H	2B	3B	HR	RBI	SAC	SF	HBP	BB	IBB	SO	SB	CS	GIDP	OBP	SLG
2011	Casper	.268	47	179	37	48	8	2	6	28	1	2	2	26	0	41	13	1	2	.364	.436
2012	Asheville	.277	122	477	96	132	43	6	18	63	0	2	9	60	0	121	15	3	3	.367	.505
2013	Modesto	.233	130	497	71	116	34	5	12	65	4	1	7	45	0	183	23	1	2	.305	.394
2014	Tri-City	.286	2	7	2	2	1	0	0	0	0	0	1	0	3	0	0	0	0	.375	.429
	Modesto	.332	50	184	38	61	17	7	5	28	0	0	3	31	1	59	20	4	3	.436	.582
	Tulsa	.200	56	205	29	41	8	1	9	20	2	0	2	28	0	82	3	1	1	.302	.380
2015	New Britain	.281	69	256	46	72	20	6	10	40	0	4	5	35	2	73	15	2	0	.373	.523
	Albuquerque	.277	61	256	37	71	20	4	10	40	0	1	2	16	1	68	7	1	1	.324	.504
2016	COLORADO	.272	97	372	67	101	21	4	27	72	2	1	5	35	2	130	8	5	5	.341	.567
2017	Albuquerque #	.273	4	11	2	3	0	0	1	2	0	0	0	2	0	3	1	0	0	.385	.545
	COLORADO	.239	145	503	68	120	32	3	24	82	0	1	2	49	4	191	7	2	12	.308	.457
2018	COLORADO	.291	157	598	88	174	42	6	37	108	0	4	7	47	3	168	27	6	12	.348	.567
Minor League Totals		.264	541	2072	358	546	151	31	71	286	7	10	30	244	4	633	97	13	12	.348	.469
Major League Totals		.268	399	1473	223	395	95	13	88	262	2	6	14	131	9	489	42	13	29	.333	.530

Minor League rehab

STORY'S CAREER POSTSEASON RECORD

Year	Series	Team	Opp.	AVG	G	AB	R	H	2B	3B	HR	RBI	SAC	SF	HBP	BB	IBB	SO	SB	CS	GIDP	OBP	SLG	
2017	NLWC	COL	ARI	.500	1	4	2	2	0	0	1	1	0	0	0	0	0	0	0	0	0	.500	1.250	
2018	NLWC	COL	CHC	.500	1	6	1	3	1	0	0	0	0	0	0	0	0	1	0	0	0	.500	.667	
	NLDS	COL	MIL	.167	3	12	0	2	1	0	0	0	0	0	0	0	0	6	0	0	0	.167	.250	
Postseason Totals				.318	5	22	3	7	2	0	1	1	0	0	0	0	0	0	7	0	0	0	.318	.545

(STORY, continued)

STORY'S CAREER FIELDING

POS.	G	GS	INN	TC	PO	A	E	DP	PCT
SS	394	383	3381.0	1678	527	1117	34	257	.980

STORY'S CAREER ALL-STAR GAME RECORD

Year	Team	AVG	GS	AB	R	H	2B	3B	HR	RBI	SAC	SF	HBP	BB	IBB	SO	SB	CS	GIDP	OBP	SLG
2018	NL	.500	0	2	1	1	0	0	1	1	0	0	0	0	0	1	0	0	0	.500	2.000
ASG Totals		.500	0	2	1	1	0	0	1	1	0	0	0	0	0	1	0	0	0	.500	2.000

STORY'S CAREER TRANSACTIONS

- 2011: Selected by Colorado in Competitive Balance Round A of the First-Year Player Draft (signed by Dar Cox).
- 2016: Placed on 15-day disabled list (torn ligament in left thumb), Aug. 2; reinstated from the disabled list, Oct. 3.
- 2017: Placed on the 10-day disabled list (strained left shoulder), May 11; sent to the Minors (Albuquerque) for rehabilitation, May 19; reinstated from the 10-day disabled list, May 23.

STORY

CAREER AWARDS

All-Star	2018
Silver Slugger	2018
National League Rookie of the Month	April, 2016
National League Player of the Week	4/10/16 7/24/16 7/15/18

MULTI-HOME RUN GAMES (10)

No.	Date	Opp.	Pitcher(s)
2	4/4/16	at ARI	Greinke
2	4/8/16	SD	Rea/Buchter
2	7/7/16	PHI	Morgan
2	7/23/16	ATL	Wisler/Johnson
2	8/16/17	ATL	Jackson/Fried
2	5/12/18	MIL	Suter
2	6/9/18	ARI	Koch
2	8/4/18	at MIL	Peralta/Albers
2	9/3/18	SF	Bumgarner
3	9/5/18	SF	Suárez

GRAND SLAMS (2)

Date	Opp.	Inning	Pitcher
4/21/17	SF	4	Cueto
4/24/18	SD	2	Lauer

PINCH-HIT HOME RUNS (1)

Date	Opp.	Inning	Pitcher
6/16/17	SF	6	Samardzija

WALK-OFF RBI (1)

Date	Opp.	Pitcher	Play
7/16/18	SEA	Vincent	Solo HR

15

Ht: 6-3 Wt: 185 B/T: L/L

Opening Day Age: 25

Born: Feb. 4, 1994 in San Pedro de Macoris, D.R.

Major League Service: 1.020

Contract: Through 2019

Obtained: Signed as a non-drafted international free agent, Nov. 29, 2010

Pronunciation: RYE-mel TAW-pee-uh



RAMIEL TAPIA

Outfielder

CAREER HIGHLIGHTS

- First Major League grand slam on July 20, 2018 at Arizona
- Played in his second consecutive All-Star Futures Game in 2016
- Named a Mid-Season All-Star with Hartford in 2016
- Starting left fielder for the World Team in the 2015 All-Star Futures Game
- Named to the Arizona Fall League All-Prospect Team in 2015
- Named an MiLB.com Organization All-Star every year of his professional career, 2013-16

MAJOR LEAGUE DEBUT

9/2/16 vs. ARI

FIRST ML HIT

9/2/16 vs. ARI (single, Zack Godley)

FIRST ML HOME RUN

6/30/17 at ARI (Robbie Ray)

2018: Spent a majority of the season with Triple-A Albuquerque and appeared in 25 games with the Rockies across two stints.

- In 105 games with Triple-A Albuquerque, batted .302 (131-for-434) with 81 runs, 33 doubles, nine triples and 11 home runs ... recorded 21 stolen bases and was caught stealing three times.
- In 25 games with the Rockies, including three starts, batted .200 (5-for-25) with six runs, two doubles, one triple, one home run and six RBI.
- Recorded his first career grand slam on July 20 at Arizona off Archie Bradley, a pinch-hit go-ahead grand slam in the seventh inning ... it was the 12th pinch-hit grand slam in franchise history, the third pinch-hit go-ahead grand slam in franchise history.

2017: Appeared in 70 games across six stints with the Rockies, batting .288 (46-for-160) with two home runs, 16 RBI, eight walks and five stolen bases.

- Started the season 0-for-15 ... batted .315 (46-for-146) in 60 games after snapping the skid.
- Hit .400 (24-for-60) at Coors Field ... recorded at least one hit in 10 of 11 starts at home (.409, 18-for-44).
- Made his first career postseason appearance in the NL Wild Card Game at Arizona on Oct. 4 ... recorded a base hit as a pinch-hitter.
- Recorded his first Major League home run on June 30 at Arizona off of Robbie Ray.
- First career walk-off RBI on June 15 vs. San Francisco, a single off Hunter Strickland.
- Played in 58 games for Triple-A Albuquerque and batted .369 (97-for-263) with 20 doubles, eight triples, two home runs and 30 RBI.

2016: Made his Major League debut as a pinch-hitter on Sept. 2 vs. Arizona and batted .263 (10-for-38) in 22 games with the Rockies after his recall.

- Recorded a single off Zack Godley for his first Major League hit in his first at-bat.
- Split the season between Double-A Hartford and Triple-A Albuquerque ... promoted to Albuquerque on Aug. 9, where he hit .333 (31-for-93) with 13 runs, five doubles, four triples, 13 RBI, two walks and six stolen bases.

2015: Named a Mid-Season, Post-Season and MiLB.com Organization All-Star after batting .305 (166-for-544) with 74 runs, 34 doubles, nine triples, 12 home runs, 71 RBI and 26 stolen bases for High-A Modesto in the California League.

- Set career highs in games played (131), hits, doubles (34), triples and home runs.

2014: Hit .326 (157-for-481) with 93 runs, 32 doubles, one triple, nine home runs, 72 RBI and 33 stolen bases for Asheville, earning Post-Season All-Star and MiLB.com Organization All-Star honors.

- Ranked second in the South Atlantic League in runs, third in batting average and sixth in stolen bases.

TAPIA

(TAPIA, continued)

2013: Named the TOPPS Pioneer League Player of the Year after hitting a league-leading .357 (92-for-258) with 53 runs, 20 doubles, six triples, seven home runs and 47 RBI for Rookie Level Grand Junction.

- Also named a Pioneer League Post-Season All-Star, MiLB.com Organization All-Star and a TOPPS Short-Season/Rookie All-Star.

2012: Hit .316 (75-for-237) with 31 runs, nine doubles, one triple, 35 RBI and 13 stolen bases in 63 games with the Dominican Summer League Rockies.

- Hit .336 (41-for-122) with six doubles and 19 RBI in the first half of the season, and .296 (34-for-115) with three doubles and 16 RBI in the second half.

2011: In his first professional season, hit .262 (65-for-248) with 29 runs, six doubles, three triples, one home run, 35 RBI and 15 stolen bases for the Dominican Summer League Rockies.

- Led the club in at-bats and RBI, and was second in games played.

PERSONAL: Raimel Antonio Tapia ... resides in San Pedro de Macoris, Dominican Republic during the offseason.

- Son of Rafael Tapia Sanatana and Mercedes Linarez ... one of seven children, has three brothers and three sisters ... his older brothers, Rafael Tapia, Antonio Linarez and Jose Linarez, all played professional baseball but none are currently active players.
- His brother Antonio runs a little league program in the Dominican Republic.
- In little league, Raimel wore the number 15, which is his favorite number.



2018

HIGHS AND LOWS

CAREER

1, 5x, last: Sept. 26 vs. PHI	Hits	4, June 14, 2017 at PIT
1, July 20 at ARI	Home Runs	1, 3x, last: July 20, 2018 at ARI
4, July 20 at ARI	RBI	4, July 20, 2018 at ARI
2, July 11-12	Hit Streak	5, June 14-18, 2017
2, July 6 at SEA	Runs	3, June 14, 2017 at PIT
1, 2x, last: July 11 vs. ARI.....	Doubles	1, 14x, last: July 11, 2018 vs. ARI
1, Sept. 26 vs. PHI	Triples	1, 3x, last: Sept. 26, 2018 vs. PHI
4, July 20 at ARI	Total Bases	9, July 3, 2017 vs. CIN
1, 2x, last: July 6 at SEA.....	Walks	1, 12x, last: July 6, 2018 at SEA
2, July 1 at LAD	Strikeouts	3, 2x, last: Aug. 9, 2017 at CLE
None.....	Stolen Bases	2, June 27, 2017 at SF

TAPIA'S CAREER RECORD

Year	Team	AVG	G	AB	R	H	2B	3B	HR	RBI	SAC	SF	HBP	BB	IBB	SO	SB	CS	GIDP	OBP	SLG
2011	DSL Rockies	.262	67	248	29	65	6	3	1	35	5	1	2	26	1	41	15	8	4	.336	.323
2012	DSL Rockies	.316	63	237	31	75	9	1	0	35	3	4	8	20	0	35	13	11	2	.383	.363
2013	Grand Junction	.357	66	258	53	92	20	6	7	47	5	3	5	15	2	31	10	9	4	.399	.562
2014	Asheville	.326	122	481	93	157	32	1	9	72	8	4	11	35	2	90	33	16	5	.382	.453
2015	Modesto	.305	131	544	74	166	34	9	12	71	7	13	5	24	3	105	26	10	6	.333	.467
2016	Hartford	.323	104	424	79	137	20	5	8	34	2	3	3	25	2	49	17	14	7	.363	.450
	Albuquerque	.346	24	104	14	36	5	5	0	14	0	3	1	2	0	12	6	3	2	.355	.490
	COLORADO	.263	22	38	4	10	0	0	0	3	0	1	0	2	0	11	3	0	0	.293	.263
2017	Albuquerque	.369	58	263	45	97	20	8	2	30	0	1	0	13	1	42	12	2	1	.397	.529
	COLORADO	.288	70	160	27	46	12	2	2	16	1	0	2	8	1	36	5	2	3	.329	.425
2018	Albuquerque	.302	105	434	81	131	33	9	11	62	3	1	2	32	2	85	21	3	12	.352	.495
	COLORADO	.200	25	25	6	5	2	1	1	6	0	0	0	2	0	7	0	0	0	.259	.480
	Minor League Totals	.319	740	2993	499	956	179	47	50	400	33	33	37	192	13	490	153	76	43	.364	.461
	Major League Totals	.274	117	223	37	61	14	3	3	25	1	2	12	1	54	8	2	3	.315	.404	

(TAPIA, continued)

TAPIA'S CAREER POSTSEASON RECORD

Year	Series	Team	Opp.	AVG	G	AB	R	H	2B	3B	HR	RBI	SAC	SF	HBP	BB	IBB	SO	SB	CS	GIDP	OBP	SLG
2017	NLWC	COL	ARI	1.000	1	1	0	1	0	0	0	0	0	0	0	0	0	0	0	0	0	1.000	1.000
Postseason Totals				1.000	1	1	0	1	0	0	0	0	0	0	0	0	0	0	0	0	0	1.000	1.000

TAPIA'S CAREER FIELDING

POS.	G	GS	INN	TC	PO	A	E	DP	PCT
RF	24	16	159.1	30	29	0	1	0	.967
LF	21	15	144.1	28	26	0	2	0	.929
CF	21	7	91.0	24	24	0	0	0	1.000

TAPIA'S CAREER TRANSACTIONS

- 2010: Signed by Colorado as a non-drafted international free agent, Nov. 29 (signed by Rolando Fernandez, Jhonathan Leyba and Hector Roa).

WALK-OFF RBI (1)

Date	Opp.	Inning	Pitcher
6/15/17	SF	9	Strickland

GRAND SLAM (1)

Date	Opp.	Inning	Pitcher
7/20/18	at ARI	7	Bradley

3

Ht: 6-2 **Wt:** 220 **B/T:** L/L
Opening Day Age: 28
Born: Dec. 3, 1990 in Palatine, Ill.
Major League Service: 0.079
Contract: Through 2019
Obtained: Selected in the 10th round of the 2013 First-Year Player Draft
Pronunciation: *TOCK-min*



MIKE TAUCHMAN

Outfielder

TAUCHMAN

CAREER HIGHLIGHTS

- Made his Major League debut in 2017 and has made stints on the roster, three in 2017 and two in 2018
- Named a Coast League Post-Season All-Star in 2017, after third in the league with a .331 batting average
- Named the Northwest League Player of the Week on Aug. 5, 2013

MAJOR LEAGUE DEBUT

6/27/17 at SF

FIRST ML HIT

6/28/17 at SF (single, Ty Blach)

2018: Made his first career Opening Day roster and appeared in 21 games with the Rockies across two stints.

- Appeared in 15 games in his stint to open the season, going 1-for-23 with three walks, 11 strikeouts and one stolen base ... his lone hit came as a pinch-hitter April 15 at Washington.
- Optioned to Triple-A April 22 before being recalled on June 5 ... optioned for the last time on June 12.
- Appeared in six games in his second stint, going 2-for-9 with three runs, one double and one walk ... went 2-for-5 with two runs and one double, June 9 at Cincinnati.
- Named a Mid-Season and Post-Season All-Star with Triple-A Albuquerque ... in 112 games, batted .323 (130-for-403) with 26 doubles, seven triples, 20 home runs, 81 RBI, 60 walks, 70 strikeouts and 12 stolen bases.

2017: Made his Major League debut on June 27 at San Francisco and appeared in 31 games across three stints in his first Major League season.

- Had his contract selected from Triple-A on June 27 and made his Major League debut that night at San Francisco, going 0-for-1 in a pinch-hit appearance.
- Recorded his Major League hit and RBI in his career start, June 28 at San Francisco, an RBI single off left-handed pitcher Ty Blach.
- Recorded his Major League stolen base Sept. 19 at San Francisco ... used as a pinch-runner six times.
- Named a Post-Season All-Star in the Coast League, where he third in the league in batting average (.331) ... in 110 games with Albuquerque, established career highs in batting average, runs scored (82), doubles (30), triples (eight), home runs (16) and RBI (80).

2016: Spent the entire season with Triple-A Albuquerque, following his first Major League Spring Training invite.

- Spent the entire season with the Isotopes, batting .286 (136-for-475) with 72 runs, 24 doubles, seven triples, one home run, 51 RBI, 40 walks and 23 stolen bases.
- Played 20 games for the Rockies in the Cactus League, batting .154 (4-for-26) with one triple, three RBI, four walks and one stolen base.
- Played for Aguilas del Zulia in the Venezuelan Winter League, batting .269 (32-for-119) with 21 runs, four doubles, one home run, nine RBI, 11 walks and stolen bases in 31 games.

2015: Split time across all three outfield positions with Double-A New Britain, playing in 131 of 140 games.

- Set career highs in hits (149), stolen bases (25) and walks (47).
- Placed fourth in the Eastern League in hits, tied for fourth in triples, and placed eighth in total bases (193) and batting average (.294) ... named Eastern League Post-Season All-Star.

(TAUCHMAN, continued)

2014: Played in seven games for Short-Season Tri-City before being promoted to High-A Modesto to finish the season.

- His .294 batting average (58-for-197) and .386 on-base percentage were second-best on Modesto, trailing shortstop Trevor Story ... hit four home runs at Modesto.

2013: Started 55 games in the outfield for Short-Season Tri-City in his first professional season.

- Named a Northwest League Mid-Season All-Star ... finished the season batting .297 (70-for-236) with 13 doubles, three triples, 23 RBI and 20 stolen bases ... 20 stolen bases were tied for third in the league.

PERSONAL: Michael Robert Tauchman ... married to Eileen, they reside in Chicago, Ill. in the offseason.

- Son of Bob and Cindy ... has a younger sister, Julia.
- He and his wife rescued a four-and-a-half year-old Husky mix, named Koda, while in Albuquerque during the 2017 season.
- In his free time, enjoys reading, going to the movies and bowling.

HIGH SCHOOL/COLLEGE: Attended William Fremd High School in Palatine, Ill., where he played football and baseball ... named all-conference in baseball three times, including the Conference Player of the Year as a senior.

- Played collegiately at Bradley University, where he majored in business management and administration.



@MTAUCHMAN



@MIKE_TAUCHMAN

2018

HIGHS AND LOWS

CAREER

2, June 7 at CIN.....	Hits	2, 2x, last: June 7, 2018 at CIN
None.....	Home Runs	None
None.....	RBI	1, 2x, last: Oct. 1, 2017 vs. LAD
1, 2x, last: June 7 at CIN.....	Hit Streak	1, 7x, last: June 7, 2018 at CIN
2, June 7 at CIN.....	Runs	2, June 7, 2018 at CIN
1, June 7 at CIN.....	Doubles	1, June 7, 2018 at CIN
None.....	Triples	1, Oct. 1, 2017 vs. LAD
3, June 7 at CIN.....	Total Bases	4, Oct. 1, 2017 vs. LAD
2, April 21 vs. CHC.....	Walks	2, 2x, last: April 21, 2018 vs. CHC
3, 2x, last: June 7 at CIN.....	Strikeouts	3, 2x, last: June 7, 2018 at CIN
1, April 21 vs. CHC.....	Stolen Bases	1, 2x, last: April 21, 2018 vs. CHC

TAUCHMAN'S CAREER RECORD

Year	Team	AVG	G	AB	R	H	2B	3B	HR	RBI	SAC	SF	HBP	BB	IBB	SO	SB	CS	GIDP	OBP	SLG
2013	Tri-City	.297	64	236	38	70	13	3	0	23	1	1	3	33	1	55	20	7	4	.388	.377
2014	Tri-City	.280	7	25	5	7	1	0	0	4	0	1	0	4	0	2	6	0	1	.367	.320
	Modesto	.294	53	197	33	58	11	4	4	18	0	1	1	29	1	41	9	3	3	.386	.452
2015	New Britain	.294	131	507	62	149	23	6	3	43	5	2	2	47	2	69	25	13	8	.355	.381
2016	Albuquerque	.286	129	475	72	136	24	7	1	51	6	4	2	40	2	77	23	10	9	.342	.373
2017	Albuquerque	.331	110	420	82	139	30	8	16	80	1	10	4	40	3	73	16	7	8	.386	.555
	COLORADO	.222	31	27	2	6	0	1	0	2	0	0	0	5	0	10	1	2	1	.344	.296
2018	Albuquerque	.323	112	403	84	130	26	7	20	81	0	6	2	60	2	70	12	10	7	.408	.571
	COLORADO	.094	21	32	5	3	1	0	0	1	0	0	0	4	0	15	1	0	0	.194	.125
	Minor League Totals	.304	606	2263	376	689	128	35	44	300	13	25	14	253	11	387	111	50	40	.374	.450
	Major League Totals	.153	52	59	7	9	1	1	0	2	1	0	0	9	0	25	2	2	1	.265	.203

TAUCHMAN'S CAREER FIELDING

POS.	G	GS	INN	TC	PO	A	E	DP	PCT
LF	6	4	41.1	5	4	0	1	0	.800
CF	8	3	37.0	8	8	0	0	0	1.000
RF	4	1	13.0	0	0	0	0	0	----

TAUCHMAN'S CAREER TRANSACTIONS

- 2013: Selected by Colorado in the 10th round of the First-Year Player Draft (signed by Mark Germann).

32

Ht: 6-4 **Wt:** 263 **B/T:** R/R
Opening Day Age: 23
Born: April 30, 1995 in San Antonio de Maturin, Venezuela
Major League Service: 0.000
Contract: Through 2019
Obtained: Acquired via trade with Toronto in a four-player trade, July 28, 2015
Pronunciation: *tih-NO-ko*



JESUS TINOCO

Right-Handed Pitcher

CAREER HIGHLIGHTS

- Second Major League Spring Training in 2019
- Selected to the 2018 Futures Game as a member of the Hartford Yard Goats
- Ranked second in the Eastern League with a team-high 132 strikeouts in 2018
- MiLB.com South Atlantic League Player of the Month for August 2015
- Earned Player of the Week Awards for the weeks of May 14 and Aug. 20, 2017
- Acquired from Toronto along with RHP's Miguel Castro and Jeff Hoffman, in exchange for SS Troy Tulowitzki and RHP LaTroy Hawkins on July 28, 2015

TINOCO

2018: Pitched a team-high 141.0 innings, while striking out a team-high 132 batters, which also ranked second-most in the Eastern League.

- In 26 starts with Double-A Hartford, went 9-12 with a 4.79 ERA (141.0 IP, 75 ER), 38 walks and 132 strikeouts.
- Threw a six-inning complete-game shutout as part of a doubleheader on April 25 vs. Portland.
- Career highs in starts (26), innings pitched (141.0) and strikeouts (132).
- Named to the 2018 Futures Game and pitched one scoreless inning.
- His 26 starts were tied for second-most in the league, while his 141.0 innings pitched ranked fifth-most.
- Made 10 relief appearances for the Salt River Rafters in the Arizona Fall League, posting a 1.72 ERA (15.2 IP, 3 ER), six walks and 14 strikeouts.

2017: Made 24 starts with High-A Lancaster and set career highs with 11 wins, 140.2 innings pitched and 107 strikeouts.

- Went 11-4 with a 4.67 ERA (140.2 IP, 73 ER), 50 walks and 107 strikeouts.
- Tied for the team lead and ranked second in the California League with 11 wins ... ranked fourth on the club and fifth in the California League in innings pitched and 11th in the league in strikeouts.
- Earned two Player of the Week Awards for the weeks of May 14 and Aug. 20.

2016: Went a combined 3-11 with a 6.86 ERA (99.2 IP, 76 ER) between Low-A Asheville and High-A Modesto

- Was 3-3 with a 4.23 ERA (38.1 IP, 18 ER) in seven starts on the road with Low-A Asheville.

2015: Went 2-6 with a 3.54 ERA (81.1 IP, 32 ER) for Low-A Lansing in the Blue Jays system, before being traded to the Rockies.

- Assigned to Low-A Asheville and made his first start with the club on Aug. 2 ... went 5-0 with a 0.77 ERA (35.0 IP, 3 ER) in August, earning MiLB.com South Atlantic League Player of the Month honors.

2014: Pitched a club-high 56.1 innings while striking out the second-most batters (47) at Rookie Level Bluefield.

- His 47 strikeouts on the season, which were a career high.

2013: Led the Rookie Level Blue Jays in innings pitched and strikeouts.

- Failed to record a win and pitched five full innings only two times ... led the team with nine starts.

2012: Spent a majority of the season in the Dominican Summer League, making seven starts and five relief appearances.

- Went 0-3 with a 5.47 ERA (24.2 IP, 15 ER) as a starter, and 0-1 with a 1.46 ERA (12.1 IP, 2 ER) as a reliever.

(TINOCO, continued)

PERSONAL: Jesus Rafael Tinoco ... son of Jesus Tinoco and Migdalis Veliz ... resides in his hometown of Bocas de Rio Chiquito, Venezuela during the offseason.

- Has one sister, Vanessa, and one brother, Jose.
- Started playing baseball when he was 12 years old.
- Enjoys spending time with his family and friends, going to the beach and traveling in his free time.
- His favorite food is Pabellon Venezolano ... favorite music is reggaeton, salsa and merengue.

HIGH SCHOOL/COLLEGE: Attended Escuela Bolivariana de Guanaguana in Venezuela.



@JESUSRTINOCO

TINOCO'S CAREER RECORD

Year	Team	W	L	ERA	G	GS	CG	SHO	GF	SV	IP	H	R	ER	HR	HB	BB	IBB	SO	WP	BK
2012	DSL Blue Jays	0	4	4.14	12	7	0	0	0	0	37.0	37	24	17	0	3	12	0	26	6	0
	GCL Blue Jays	1	1	6.00	2	0	0	0	0	0	6.0	7	4	4	0	1	1	0	8	0	1
2013	GCL Blue Jays	0	5	5.09	12	9	0	0	1	1	46.0	49	28	26	0	1	21	0	45	1	1
	Bluefield	1	9	4.95	13	12	0	0	1	1	56.1	62	44	31	4	3	20	0	47	4	2
2015	Lansing	2	6	3.54	15	15	0	0	0	0	81.1	88	38	32	1	2	22	0	68	7	1
	Asheville	5	0	1.80	7	7	0	0	0	0	40.0	36	9	8	2	2	8	0	37	1	0
2016	Asheville	3	8	5.63	16	16	0	0	0	0	86.1	118	65	54	10	2	25	0	53	3	0
	Modesto	0	3	14.85	4	4	0	0	0	0	13.1	37	23	22	3	1	3	0	8	1	1
2017	Lancaster	11	4	4.67	24	24	0	0	0	0	140.2	157	78	73	19	4	50	0	107	17	0
2018	Hartford	9	12	4.79	26	26	1	1	0	0	141.0	149	77	75	23	1	38	0	132	6	0
Minor League Totals		32	52	4.75	131	120	1	1	2	2	648.0	740	390	342	62	20	200	0	531	46	6

TINOCO'S CAREER TRANSACTIONS

- 2011: Signed by Toronto as a non-drafted international free agent, Sept. 22.
- 2015: Acquired by Colorado along with RHPs Miguel Castro and Jeff Hoffman in exchange for SS Troy Tulowitzki and RHP LaTroy Hawkins, July 28.

4

Ht: 5-11 **Wt:** 208 **B/T:** R/R
Opening Day Age: 26
Born: Sept. 9, 1992 in Valencia, Calif.
Major League Service: 1.169
Contract: Through 2019
Obtained: Selected in the ninth round of the 2013 First-Year Player Draft
Pronunciation: vuh-LAY-kuh



PAT VALAIKA

Infielder

CAREER HIGHLIGHTS

- Made his first Opening Day roster in 2018
- In 2017, led MLB pinch-hitters with 16 RBI, 12 runs, eight doubles and 12 extra-base hits
- His 16 pinch-hit RBI in 2017 were the most by a rookie since 1958, the first season with the official rookie rule
- In 2017, became the second player in Rockies history to hit home runs in consecutive pinch-hit at-bats (Todd Helton, 1997)
- Has seen time in left field and at every position in the infield

VALAIKA

MAJOR LEAGUE DEBUT

9/6/16 vs. SF

FIRST ML HIT

9/8/16 at SD (double, Keith Hessler)

FIRST ML HOME RUN

9/24/16 at LAD (Jesse Chávez)

2018: Made his first career Opening Day roster and appeared in 68 games across four stints with the Rockies.

- Batted .161 (5-for-27) with two doubles and two RBI as a pinch-hitter.
- Made his career Opening Day roster but was optioned May 8 after batting .103 (6-for-58) in his 28 games ... recalled on May 14 and optioned again on May 26 ... recalled for a third time June 23 and optioned on Aug. 18 ... recalled for the last time on Sept. 1.
- Started 11 games at base, 10 at second, three at third and one at shortstop ... the Rockies went 17-8 in his 25 starts, including winning each of his last 11 starts of the season.
- Season-high-tying two hits July 28 vs. Oakland, including a home run and season-high two RBI.
- Batted .216 (30-for-139) with four doubles, one triple, eight home runs and 20 RBI in 37 games with Triple-A Albuquerque.
- Went 0-for-1 in a pinch-hit appearance in the National League Wild Card Game at Chicago-NL.

2017: Led all MLB pinch-hitters in RBI (16), runs (12), doubles (eight) and extra-base hits (12), while tying for the MLB lead with four pinch-hit home runs.

- Appeared in 110 games following his April 18 recall from Triple-A Albuquerque.
- Batted .328 (19-for-58) with 12 runs, eight doubles, four home runs, 16 RBI, two walks and 24 strikeouts in 66 pinch-hit appearances.
- His 16 pinch-hit RBI were the most by a rookie since 1958, the season with the rookie rule.
- His 12 extra-base hits as a pinch-hitter tied for the most in Rockies history (John Vander Wal, 1995 and Greg Norton, 2003).
- Among Rockies pinch-hitters all-time, tied for in runs, doubles and extra-base hits, fourth in hits, tied for second in home runs and fourth in RBI.
- Hit a pinch-hit grand slam on Sept. 16 vs. San Diego, his career grand slam ... 11th pinch-hit grand slam in Rockies history, the since Ryan Raburn in 2016.
- Hit home runs in consecutive pinch-hit appearances July 23 vs. Pittsburgh and July 24 at St. Louis, the second Rockies player to accomplish the feat (Mark Sweeney, August, 2004).

2016: Made his Major League debut Sept. 6 vs. San Francisco, after splitting his Minor League season between Double-A Hartford and Albuquerque.

- Had his contract selected from Triple-A Albuquerque on Sept. 6 ... made his Major League debut that night vs. San Francisco as a pinch-runner.
- Recorded his Major League hit in his career plate appearance Sept. 8, a double off San Diego pitcher Keith Hessler.

(VALAIKA, continued)

- Prior to joining the Rockies, split the season between Double-A Hartford and Triple-A Albuquerque ... was selected as a Mid-Season All-Star with Hartford, where he batted .269 (116-for-431) with 66 runs, 33 doubles, three triples, 13 home runs and 67 RBI as the club's starting shortstop.

2015: Spent the entire season with Double-A New Britain, playing in a career-high 124 games.

- Made his Double-A debut April 10 at New Hampshire.

2014: Split time between Low-A Asheville and High-A Modesto in his first full professional season.

- Played 34 games at Asheville and batted .370 (47-for-127) with 25 runs, 12 doubles, one triple, four home runs, 23 RBI, nine walks and 12 stolen bases.
- With Modesto, played 86 games and batted .272 (90-for-331) with 46 runs, 14 doubles, 11 triples, eight home runs, 47 RBI, 24 walks and seven stolen bases.

2013: Made his professional debut with Short-Season Tri-City, after being selected in the ninth round of the 2013 First-Year Player Draft.

- Made 41 starts and saw time at shortstop (26 games) and second base (12 games) for the Dust Devils.

PERSONAL: Patrick Ryne Valaika ... married to Lauren Valaika, they reside in his hometown of Valencia, Calif., in the offseason.

- Son of Jeff and Ilona ... has brothers Chris, Matt and Nick, and sister Brianna.
- His mom is a teacher at the elementary school he attended.
- His brothers have all played collegiate and/or professional baseball.
- His hobbies include playing golf and going to the beach.

HIGH SCHOOL/COLLEGE: Graduated from Hart High School in Valencia, Calif.

- Attended UCLA before being drafted in the ninth round of the 2013 First-Year Player Draft.
- Member of the 2013 College World Series championship team.



@PVALAIKA



@PATVALAIKA

2018

HIGHS AND LOWS

CAREER

2, 3x, last: July 28 vs. OAK.....	Hits.....	3, 2x, last: Aug. 13, 2017 at MIA
1, 2x, last: July 28 vs. OAK.....	Home Runs.....	2, May 14, 2017 vs. LAD
2, July 28 vs. OAK.....	RBI.....	5, July 9, 2017 vs. CWS
2, 3x, last: Sept. 17-26.....	Hit Streak.....	5, July 18-24, 2017
1, 8x, last: Sept. 26 vs. PHI.....	Runs.....	2, May 14, 2017 vs. LAD
1, 5x, last: Sept. 26 vs. PHI.....	Doubles.....	1, 17x, last: Sept. 26, 2018 vs. PHI
None.....	Triples.....	None
5, July 28 vs. OAK.....	Total Bases.....	8, May 14, 2017 vs. LAD
2, May 2 at CHC.....	Walks.....	2, May 2, 2018 at CHC
2, 5x, last: Aug. 14 at HOU.....	Strikeouts.....	4, Oct. 2, 2016 vs. MIL
None.....	Stolen Bases.....	None

VALAIKA'S CAREER RECORD

Year	Team	AVG	G	AB	R	H	2B	3B	HR	RBI	SAC	SF	HBP	BB	IBB	SO	SB	CS	GIDP	OBP	SLG
2013	Tri-City	.240	42	146	27	35	15	2	1	18	4	3	2	23	0	33	5	3	4	.345	.390
2014	Asheville	.370	34	127	25	47	12	1	4	23	4	3	1	9	1	26	12	2	4	.407	.575
	Modesto	.272	86	331	46	90	14	5	8	47	4	2	1	24	1	101	7	6	1	.321	.417
2015	New Britain	.235	124	468	57	110	25	5	8	57	6	6	2	30	1	117	19	7	5	.281	.361
2016	Hartford	.269	108	431	66	116	33	3	13	67	9	4	2	28	0	95	8	9	8	.314	.450
	Albuquerque	.209	28	110	8	23	8	1	1	13	0	2	1	2	0	28	2	0	0	.226	.327
	COLORADO	.263	13	19	3	5	1	0	1	2	0	0	0	0	0	8	0	0	0	.263	.474
2017	Albuquerque	.267	11	45	6	12	2	1	1	11	1	0	0	4	0	11	0	0	0	.327	.422
	COLORADO	.258	110	182	28	47	11	0	13	40	5	1	0	7	0	53	0	0	1	.284	.533
2018	Albuquerque	.216	37	139	13	30	4	1	8	20	0	1	0	7	0	30	1	1	4	.252	.432
	COLORADO	.156	68	122	8	19	5	0	2	5	2	0	0	9	0	30	0	0	4	.214	.246
Minor League Totals		.258	470	1797	248	463	113	19	44	256	28	21	9	127	3	441	54	28	26	.307	.415
Major League Totals		.220	191	323	39	71	17	0	16	47	7	1	0	16	0	91	0	0	5	.256	.421

VALAIKA'S CAREER POSTSEASON RECORD

Year	Series	Team	Opp.	AVG	G	AB	R	H	2B	3B	HR	RBI	SAC	SF	HBP	BB	IBB	SO	SB	CS	GIDP	OBP	SLG
2017	NLWC	COL	ARI	1.000	1	1	0	1	1	0	0	0	0	0	0	0	0	0	0	0	0	1.000	2.000
2018	NLWC	COL	CHC	.000	1	1	0	0	0	0	0	0	0	0	0	0	1	0	0	0	0	.000	.000
Postseason Totals				.500	2	2	0	1	1	0	0	0	0	0	0	0	0	1	0	0	0	.500	1.000

(VALAIKA, continued)

VALAIKA'S CAREER FIELDING

Pos.	G	GS	INN	TC	PO	A	E	DP	PCT
SS	31	17	160.2	75	17	57	1	14	.987
2B	30	15	157.2	88	43	44	1	13	.989
3B	33	8	127.1	38	12	24	2	5	.947
1B	20	12	102.0	85	73	11	1	16	.988
LF	5	2	16.0	4	4	0	0	0	1.000

VALAIKA'S CAREER TRANSACTIONS

– 2013: Selected by Colorado in the ninth round of the First-Year Player Draft (signed by Matt Hattabaugh).

PINCH-HIT HOME RUNS (4)

Date	Opp.	Inning	Pitcher
6/18/17	SF	7	Ty Blach
7/23/17	PIT	6	Wade LeBlanc
7/24/17	at STL	8	Zach Duke
9/16/17	SD	7	Cory Mazzoni

GRAND SLAMS (1)

Date	Opp.	Pitcher
9/16/17	SD	Cory Mazzoni

MULTI-HOME RUN GAMES (1)

No.	Date	Opp.	Pitcher(s)
2	5/14/17	LAD	C. Hatcher / J. Urias

79

Ht: 6-2 **Wt:** 235 **B/T:** R/R
Opening Day Age: 21
Born: Oct. 9, 1997 in Coral Springs, Fla.
Major League Service: 0.000
Contract: Through 2019
Obtained: Selected in the fourth round of the 2016 First-Year Player Draft



COLTON WELKER

Infielder / Non-Roster Invitee

CAREER HIGHLIGHTS

- Will be attending his first Major League Spring Training in 2019
- Named a Mid-Season and Post-Season All-Star in 2018
- Named a Mid-Season All-Star and MiLB.com Organization All-Star in 2016
- Rated the #2 Rockies prospect by MLB.com and the #4 Rockies prospect by *Baseball America*

2018: Named a Mid-Season and Post-Season All-Star while leading the California League in batting average (.333) and hits (151).

- Set career highs in games played (114), doubles (32), home runs (13), RBI (82) and walks (42).
- Ranked fourth in the league in RBI (82), fifth in OPS (.872), sixth in on-base percentage (.383), tied for sixth in total bases (222) and tied for eighth in doubles (32).
- His .333 batting average was the highest in all of High-A ... hit safely in 45 of his final 48 games, including a league-long 20-game hitting streak July 12-Aug. 10.
- Batted .373 (78-for-209) in the second half of the season, including a .413 (33-for-80) clip in August.

2017: Missed two months due to injury, but slashed .350/.401/.500 in 67 games with Low-A Asheville.

- Batted .408 (40-for-98) with four home runs in 25 games in May ... named the South Atlantic League Player of the Week May 21, after batting .478 (11-for-23) with five doubles and two home runs in six games.
- Placed on the disabled list June 16 and was reinstated Aug. 24 ... appeared in nine games after being reinstated.

2016: Named a Pioneer League Mid-Season All-Star and MiLB.com Organization All-Star in his first professional season.

- Batted .329 (69-for-210) with 15 doubles, two triples, 15 home runs and 36 RBI in 51 games with Rookie Level Grand Junction.
- Hit safely in each of his first 11 games.

HIGH SCHOOL/COLLEGE: Graduated from Stoneman Douglas High School in Parkland, Fla.

- Committed to play collegiately at the University of Miami prior to signing with the Rockies.
- Led Stoneman Douglas to their first state title and the No. 1 national ranking his senior season ... named the Sun Sentinel 2016 Florida Player of the Year.

 @COLTONWELKER4

 @COLTONWELKER4

WELKER'S CAREER RECORD

Year	Team	AVG	G	AB	R	H	2B	3B	HR	RBI	SAC	SF	HBP	BB	IBB	SO	SB	CS	GIDP	OBP	SLG
2016	Grand Junction	.329	51	210	38	69	15	2	5	36	0	3	1	13	0	28	6	4	3	.366	.490
2017	Asheville	.350	67	254	32	89	18	1	6	33	0	2	5	18	3	42	5	7	6	.401	.500
2018	Lancaster	.333	114	454	74	151	32	0	13	82	0	11	2	42	2	103	5	1	14	.383	.489
Minor League Totals		.337	232	918	144	309	65	3	24	151	0	16	8	73	5	173	16	12	23	.384	.492

WELKER'S CAREER TRANSACTIONS

– 2016: Selected by Colorado in the fourth round of the First-Year Player Draft (signed by Rafael Reyes).

14

Ht: 5-10 Wt: 197 B/T: L/R
Opening Day Age: 26
Born: June 9, 1992 in Vista, Calif.
Major League Service: 2.161
Contract: Through 2019
Obtained: Claimed off waivers from Cleveland, Feb. 18, 2016



TONY WOLTERS

Catcher

CAREER HIGHLIGHTS

- Made his postseason debut in the 2018 National League Wild Card Game and drove in the game-winning run with an RBI single in 13th inning
- Made his Major League debut in 2016, spending the entire season with the Rockies
- Claimed off waivers by the Rockies just prior to 2016 Spring Training
- Originally drafted by the Cleveland Indians in the third round of the 2010 First-Year Player Draft
- Transitioned from infielder to catcher in 2013

MAJOR LEAGUE DEBUT

4/5/16 at ARI

FIRST ML HIT

4/10/16 vs. SD (single, James Shields)

FIRST ML HOME RUN

6/25/16 vs. ARI (Shelby Miller)

WOLTERS

2018: Made his third consecutive Opening Day roster in his third Major League season.

- Drove in the game-winning run with an RBI single in the 13th inning of the Wild Card Game at Chicago-NL, his postseason debut ... appeared in three postseason games, including one start at catcher in Game 3, and went 2-for-3 with one RBI.
- Made 56 starts, with the Rockies going 34-22 in those games ... recorded a catcher's ERA of 4.21 in 489 innings.
- Recorded a career-high four triples, the second-most among Major League catchers ... hit two triples July 6 at Seattle, the catcher in franchise history with a two-triple game.
- Drew a career-high four walks on Sept. 24 vs. Philadelphia, the four-walk game by a Rockies player since Michael McKenry drew four walks Aug. 17, 2014 vs. Cincinnati.
- Drew four bases-loaded walks, tied for the second-most walks of that kind in MLB ... bases-loaded walk-off walk April 7 vs. Atlanta in the 10th inning of the 3-2 Rockies win.
- Made his first two appearances as an outfielder in his career ... also made two appearances at second base and one at third base.

2017: Began the season with the Rockies on Opening Day and spent entire year on active roster.

- Made his second consecutive Opening Day roster in his second Major League season.
- Appeared in 83 games across two stints with the club ... started a team-high 66 games behind the plate ... recorded a catcher's ERA of 5.07 ... hit .306 in April with a .407 on-base percentage.
- Hit .240 (55-for-229) in 83 games ... played 77 games, 66 starts at catcher ... also played second base (four games) and third (one game) in a backup role.
- Placed on the 7-day disabled list (concussion) May 3, transferred to the 10-day disabled list on May 12 ... rehab assignment with Triple-A Albuquerque May 12-16.
- Optioned to Albuquerque on July 22 ... batted .250 (14-for-54) with doubles, one triple, two home runs and nine in RBI in 14 games ... recalled Aug. 22.

2016: Made his Major League debut after beginning the campaign on the Opening Day roster with Colorado.

- Debuted April 5 at Arizona, entering the game at catcher in the bottom of the eighth inning.
- First Major League hit in his career start, April 10 vs. San Diego, a single to right off James Shields.
- Recorded Major League home run off Shelby Miller, en route to a career-high four RBI June 25 vs. Arizona.
- Made 58 starts at catcher, with the club going 28-30 in those games ... batted .260 (51-for-196) as a starter with 13 doubles, two triples, three home runs, 20 RBI, 20 walks and 49 strikeouts.
- Batted .321 (27-for-94) with six doubles, one triple, two home runs and 12 RBI in 29 games after the All-Star break ... post All-Star break average was 14th-best in the NL, second-highest among the league's catchers.
- Played seven games at second base, three at shortstop.

(WOLTERS, continued)

2015: For the second straight season, left knee issues ended his season prematurely.

- Did not play after June 30 and underwent a left knee meniscectomy July 6 in Cleveland (Dr. Richard Parker) to repair a cartilage tear in the knee.
- Appeared in 56 games behind the plate and three at shortstop ... did not hit above .231 in any of his three Minor League months and was 7-for-61 (.115) against LHP.

2014: Appeared in 66 games at catcher (0 errors, 491 TC) and threw out 25 of 53 base runners attempting to steal off him (47%).

- Appeared in 10 games at second base and eight games at shortstop ... left knee strain ended his season July 26.
- Played for Peoria in the Arizona Fall League after the season, batting .255 (14-55) with five runs scored and eight RBI in 15 games ... added to the 40-man roster Nov. 20.

2013: Entered the season rated the seventh-best prospect in the Indians system according to MLB.com.

- Transitioned to catcher in Spring Training.
- Spent the first month of the season at extended Spring Training, working on his defense before being sent to Carolina, where he spent the remainder of the season ... after the season, played in the Arizona Fall League.

2012: Spent the season at Low-A Carolina at just 20 years of age.

- Led the Carolina League in triples, tied for eighth in doubles and ninth in runs scored.
- Hit .291 (73-251) in the second half, with 17 doubles, seven home runs, 31 RBI and .818 OPS.
- Entered the season as the seventh-rated prospect in the Indians organization according to *Baseball America*.

2011: Led the New York-Penn League in runs scored (50), tied for fifth in hits (78) and ranked 10th in stolen bases (19).

- NYPL Mid-Season All-Star.
- Named the eighth-best prospect in the Indians System by *Baseball America*.

2010: Drafted by Cleveland, made his professional debut with the Rookie AZL Indians in 2010, playing in five games.

PERSONAL: Anthony John Wolters, a native of San Diego, Calif., son of Debbie and Kelly, has a sister, Alli ... he and his wife Katelyn reside in Scottsdale, Ariz., during the offseason, and together they have a dog named Levi.

- Enjoys biking, hiking and walking their dog ... their dog enjoys hunting rabbits and squirrels.
- Participated in Rockies Fantasy Camp in 2017 and 2018 as the coach of Wolters' Warriors.
- He loves BBQ ... participated in the Rockies' BBQ cook-off during 2018 Spring Training.

HIGH SCHOOL/COLLEGE: Graduated in 2010 from Rancho Buena Vista High School in Vista, Calif.

- Committed to play at the University of San Diego prior to signing with Cleveland after the 2010 draft.



@TONYWOLTERS



@TONYWOLTERS

2018	HIGHS AND LOWS	CAREER
3, Sept. 10 vs. ARI	Hits	3, 8x, last: Sept. 10, 2018 vs. ARI
1, 3x, last: Aug. 27 at LAA	Home Runs	1, 6x, last: Aug. 27, 2018 at LAA
3, 2x, last: July 13 vs. SEA	RBI	4, June 25, 2016 vs. ARI
3, 2x, last: Aug. 22-25	Hit Streak	7, July 9-31, 2016
2, 2x, last: Sept. 10 vs. ARI	Runs	3, April 9, 2017 vs. LAD
1, 4x, last: Sept. 4 vs. SF	Doubles	2, 2x, last: Aug. 21, 2016 vs. CHC
2, July 6 at SEA	Triples	2, July 6, 2018 at SEA
6, July 6 at SEA	Total Bases	7, 2x, last: Aug. 17, 2016 vs. WAS
4, Sept. 24 vs. PHI	Walks	4, Sept. 24, 2018 vs. PHI
3, April 4 at SD	Strikeouts	3, 4x, last: April 4, 2018 at SD
1, 2x, last: May 21 at LAD	Stolen Bases	2, April 14, 2016 vs. SF

(WOLTERS, continued)**WOLTERS' CAREER RECORD**

Year	Team	AVG	G	AB	R	H	2B	3B	HR	RBI	SAC	SF	HBP	BB	IBB	SO	SB	CS	GIDP	OBP	SLG
2010	AZL Indians	.211	5	19	2	4	0	0	0	3	0	0	0	2	0	5	2	0	0	.286	.211
2011	Mahoning Valley	.292	69	267	50	78	10	3	1	20	4	1	11	30	1	49	19	4	5	.385	.363
2012	Carolina	.260	125	485	66	126	30	8	8	58	5	3	8	36	0	104	5	9	16	.320	.404
2013	Carolina	.277	80	289	36	80	13	0	3	33	4	3	3	41	0	58	3	6	4	.369	.353
2014	Akron	.249	94	341	36	85	15	2	1	34	2	6	3	35	1	74	3	2	10	.319	.314
2015	Akron	.209	65	239	23	50	7	2	2	17	2	2	7	21	0	63	3	2	5	.290	.280
2016	Albuquerque #	.250	2	8	1	2	0	0	0	1	0	0	0	0	0	1	0	0	0	.250	.250
	COLORADO	.259	71	205	27	53	15	2	3	30	4	0	0	21	2	53	4	1	1	.327	.395
2017	Albuquerque	.259	14	54	6	14	5	1	2	9	0	0	1	3	0	15	0	1	0	.310	.500
	COLORADO	.240	83	229	30	55	8	1	0	16	2	0	2	33	9	55	0	1	9	.341	.284
2018	COLORADO	.170	74	182	19	31	4	4	3	27	0	2	6	26	2	33	2	0	6	.334	.667
Minor League Totals		.258	454	1702	220	439	80	16	17	175	17	15	33	168	2	369	35	24	40	.335	.349
Major League Totals		.226	228	616	76	139	27	7	6	73	6	2	8	80	13	141	6	2	16	.322	.321

Minor League rehab

WOLTERS' CAREER POSTSEASON RECORD

Year	Series	Team	Opp.	AVG	G	AB	R	H	2B	3B	HR	RBI	SAC	SF	HBP	BB	IBB	SO	SB	CS	GIDP	OBP	SLG
2018	NLWC	COL	CHC	1.000	1	1	0	1	0	0	0	1	0	0	0	0	0	0	0	0	0	1.000	1.000
	NLDS	COL	MIL	.500	2	2	0	1	0	0	0	0	0	0	0	0	0	1	0	0	0	.500	.500
Postseason Totals				.229	17	70	5	16	2	0	0	2	0	0	0	1	0	14	1	0	0	.239	.257

WOLTERS' CAREER FIELDING

POS.	G	GS	INN	TC	PO	A	E	DP	PCT
C	200	180	1576.2	1594	1467	115	12	10	.992
2B	13	0	19.1	18	3	15	0	2	1.000
3B	2	0	4.0	0	0	0	0	0	0.00
LF	2	0	4.0	1	0	0	0	0	1.000

WOLTERS' CAREER TRANSACTIONS

- 2010: Selected by Cleveland in the third round of the First-Year Player Draft.
- 2016: Claimed off waivers by Colorado, Feb. 18.
- 2017: Placed on seven-day disabled list (concussion), May 3; sent to Minors for rehabilitation, May 12; reinstated, May 16.

Notes

2018 IN REVIEW



2018 Season in Review

FINAL STAT LINES

W-L-S	91-72-51
Team Batting Avg.	.256
Runs-Per-Game	4.8
Rockies/Opp. Runs	780/745
Rockies/Opp. HR	210/184
OBP/SLG	.322/.435
Team ERA	4.33
Starter ERA	4.17
Bullpen ERA	4.62
Opp. Batting Avg.	.250

HOME RUNS

NL PLAYERS, 2018

Player	HR
1. Nolan Arenado	38
2. Trevor Story	37
T3. Matt Carpenter	36
T3. Christian Yelich	36
T5. Jesús Aguilar	35
T5. Max Muncy	35

RUNS BATTED IN

NL PLAYERS, 2018

Player	RBI
1. Javier Báez	111
T2. Nolan Arenado	110
T2. Christian Yelich	110
T4. Jesús Aguilar	108
T4. Trevor Story	108

EXTRA-BASE HITS

NL PLAYERS, 2018

Player	XBH
1. Trevor Story	85
2. Javier Báez	83
T3. Nolan Arenado	78
T3. Matt Carpenter	78
5. Christian Yelich	77

FINAL OVERALL RECORD: 91-72 (.558)

Second in NL West, 1.0 game behind Los Angeles
Home: 47-34 Road: 44-38

THE 2018 ROCKIES made the postseason for the second straight season, their first back-to-back postseason appearances in franchise history ... both times have entered as the second Wild Card ... Colorado was in a tie for first place in the National League West Division before dropping the tiebreaker game in Los Angeles on Oct. 1.

The Rockies finished the 2018 regular season with a record of 91-72, their second-best record in franchise history and their best since going a franchise-best 92-70 in 2009. The club spent 25 days in first place, four days tied for first place, 61 days in second place, 14 days tied for second place, 31 days in third place, six days tied for third place and 22 days in fourth place.

Colorado finished with their best road record in franchise history at 44-38, the third time in franchise history that the Rockies have finished above .500 on the road (went 41-40 in both 2017 and 2009).

At the All-Star break, the Rockies had an overall record of 51-45 (.531), including a record of 23-23 (.500) at home and a record of 28-22 (.560) on the road. They went 40-27 (.597) in the second half, including a 24-11 (.686) record at home, and a 16-16 (.500) record on the road. Their runs-per-game average was 4.86 prior to the All-Star break and 4.67 in the second half.

The Rockies went 41-36 (.532) against NL West opponents, their third-most wins against their division in franchise history (42 in 2017, 43 in 2007), and their fourth-best winning percentage. Their longest winning streak on the season was eight games, Sept. 21-28 (three-game sweep at Arizona, four-game sweep vs. Philadelphia, one win vs. Washington). It was their longest win streak since last winning eight consecutive games April 12-20, 2013.

HOME/ROAD: Colorado went 47-34 (.580) in their 81 home games in 2018, their most wins in Denver since going 52-29 (.642) at Coors Field in 2010. At home, the Rockies ranked first in the National League in runs (445), hits (786), doubles (166), batting average (.287), on-base percentage (.350) and slugging percentage (.503); tied for first (also: Los Angeles) in home runs (119) and ranked second in triples (33).

On the road, the Rockies finished with a record of 44-38 (.537), their best road record in franchise history. It marked just the third time in franchise history (and the second consecutive season following their 41-40 road record in 2017) that the Rockies finished the season with a winning percentage over .500 on the road. Their road record has improved each season since 2013.

DAY/NIGHT: Colorado went 25-27 (.481) in day games, which ranked 20th in the Major Leagues and was the lowest among any team that qualified for postseason play. At night, the Rockies went 66-45 (.595), their highest winning percentage at night in franchise history and the second-highest in the NL in 2018.

DAYS OF WEEK: The Rockies went 12-14 in Sunday games, 10-8 in Monday games, 13-12 in Tuesday games, 14-9 in Wednesday games, 10-7 in Thursday games, 16-11 in Friday games and 16-11 in Saturday games. The Rockies played three games that fell on holidays, and they went 1-2 in those contests.

EXTRA INNINGS: The Rockies went 5-6 in extra innings in 2018, their most wins in extras since winning seven extra-innings games in 2014. They went 2-2 in extras at home, one season after playing no extra-innings games at Coors Field. They went 3-4 in extras on the road.

INTERLEAGUE PLAY: The Rockies went 13-7 in Interleague Play in 2018, their most wins and their third-highest winning percentage against the American League in franchise history.

Kyle Freeland's 1.50 ERA (24.0 IP, 4 ER, 2-0 record in four starts)

(2018 Season in Review, continued)

in Interleague games was tied for the fifth-lowest in the Majors, and was the second-lowest for an NL pitcher. German Márquez's 1.74 ERA (20.2 IP, 4 ER, 3-0 record in three starts) against the AL was the 10th-best in Interleague Play.

Carlos González led MLB with a .406 (28-for-69) Interleague batting average, ranked second with a .725 slugging percentage, tied for second with 10 doubles, ranked fifth with 28 hits and ranked sixth with a .453 on-base percentage.

PLAYERS USED/ROOKIES: Colorado used 41 players, which is tied for the fewest players used in a season (also 2017, 1995). The Rockies used 20 position players and 21 pitchers. The figure includes a total of 10 rookies (five position players, five pitchers).

The Rockies saw seven Major League debuts in 2018: Noel Cuevas (April 22 vs. Chicago-NL), Harrison Musgrave (April 23 vs. San Diego), Sam Howard (June 10 vs. Arizona), Jerry Vasto (June 10 vs. Arizona), Yency Almonte (June 21 vs. New York-NL), Garrett Hampson (July 21 at Arizona) and DJ Johnson (Sept. 9 vs. Los Angeles-NL).

IN-SEASON ACQUISITIONS: The Rockies acquired three players from outside the organization over the course of the 2018 season who played at the Major League level. All three players appeared in postseason play for Colorado.

Outfielder Matt Holliday made his second career stint with Colorado (made his Major League debut for the Rockies in 2004 and played parts of five seasons prior to a 2008 trade to Oakland for three players, including Carlos González). He was signed to a Minor League contract on July 29 and was recalled from Triple-A Albuquerque on Aug. 23. In 25 games (14 starts) for the Rockies, he batted .283 (15-for-53) with three runs, two doubles, two home runs, three RBI and 12 walks.

South Korean-native Seungwhan Oh was acquired via trade from Toronto in exchange for three Minor League players on July 26. In 25 relief appearances for Colorado, the right-hander went 2-0 with one save and a 2.53 ERA (21.1 IP, 6 ER), seven walks and 24 strikeouts.

Catcher Drew Butera was acquired via trade from Kansas City in exchange for Jerry Vasto on Aug. 3. He batted .214 (3-for-14) with one home run and three RBI across 10 games (five starts) for the Rockies.

BATTING: The 2018 Rockies finished with a .256 batting average (1,418-for-5,541), their lowest batting average for a season in franchise history. They scored 780 runs with 280 doubles, 42 triples, 210 home runs, 507 walks, 1,397 strikeouts, a .322 on-base percentage and a .435 slugging percentage.

The 210 home runs were the fifth-most in franchise history, and the most since the Rockies hit 213 home runs in 2001. The on-base percentage of .322 was the second-lowest in franchise history, next to 2015's figure of .315.

Nolan Arenado led the National League with 38 home runs, the third time in his career he has led or tied for the league lead in home runs and the first time he has won the home run crown outright. He became the 12th player in National League history to lead the league in home runs three or more times, the first since Mike Schmidt, and he became the second player in Major League history to record at least 35 home runs and 35 doubles in four consecutive seasons (also Albert Belle, 1993-96).

It was Arenado's fourth consecutive season with at least 30 home runs and 100 RBI, making him the fourth Rockies player with four such seasons (also: Todd Helton, Vinny Castilla and Larry Walker) and the third with four consecutive years (also: Castilla and Helton). He became the ninth third baseman in MLB history with four 30/100 seasons and the fourth to do it in four-straight seasons (also: Castilla, Chipper Jones and Alex Rodriguez).

Charlie Blackmon recorded his third consecutive season with at least 100 runs scored and 25 home runs, joining Willie Mays and Duke Snider as the only NL center fielders to achieve these plateaus in three consecutive seasons.

Blackmon hit for his first career cycle, the ninth cycle in Rockies

TEAM BATTING AVERAGE LAST FIVE SEASONS	
Team	AVG
2018	.256
2017	.273
2016	.275
2015	.265
2014	.276

TEAM RUNS SCORED LAST FIVE SEASONS	
Team	Runs
2018	780
2017	824
2016	845
2015	737
2014	755

TEAM ERA LAST FIVE SEASONS	
Season	ERA
2018	4.33
2017	4.51
2016	4.91
2015	5.04
2014	4.84

TEAM OPP. AVERAGE LAST FIVE SEASONS	
Season	Opp. Avg.
2018	.250
2017	.264
2016	.274
2015	.283
2014	.276

WINS NL PITCHERS	
Player	W
T1. Jon Lester	18
T1. Miles Mikolas	18
T1. Max Scherzer	18
T4. Kyle Freeland	17
T4. Aaron Nola	17

ERA NL PITCHERS	
Player	ERA
1. Jacob deGrom	1.70
2. Aaron Nola	2.37
3. Max Scherzer	2.53
4. Miles Mikolas	2.83
5. Kyle Freeland	2.85

(2018 Season in Review, continued)

STRIKEOUTS

NL PITCHERS, 2018

Player	SO
1. Max Scherzer	300
2. Jacob deGrom	269
3. Patrick Corbin	246
4. German Márquez	230
5. Aaron Nola	224

SAVES

NL RELIEVERS, 2018

Player	SV
1. Wade Davis	43
2. Kenley Jansen	38
3. Felipe Vázquez	37
4. Brad Boxberger	32
5. Raisel Iglesias	30

STRIKEOUTS

NL RELIEVERS, 2018

Player	SO
1. Josh Hader	143
2. Adam Ottavino	112
3. Kirby Yates	90
T4. Jeremy Jeffress	89
T4. Felipe Vázquez	89

2018 ROCKIES ML

DEBUTS

Player	Date
Noel Cuevas	4/22 vs. CHC
Harrison Musgrave	4/23 vs. SD
Sam Howard	6/10 vs. ARI
Jerry Vasto	6/10 vs. ARI
Yency Almonte	6/21 vs. NYM
Garrett Hampson	7/21 at ARI
DJ Johnson	9/9 vs. LAD

history, in the 162nd game of the season. It was the first cycle in a 162nd game of the season in Major League history. His 17-game hitting streak Sept. 8-25 tied for the longest hitting streak in the National League in 2018, and was the longest by a Rockies player since David Dahl's 17-game streak in 2016.

In his third Major League season, Trevor Story ranked among National League leaders in extra-base hits (85, home runs (37, second), slugging percentage (.567, second), doubles (42, tied for fourth), RBI (108, tied for fourth), stolen bases (27, sixth), multi-hit games (51, tied for seventh) and hits (174, 10th). He became the shortstop in MLB history with at least 40 doubles, 30 home runs and 25 stolen bases. He is the 16th player (19th time) to reach those numbers, and the third Rockies player to do so (Larry Walker, 1997, and Ellis Burks, 1996).

Story joined Ernie Banks (1957-58, 1960) and Honus Wagner (1903-04, 1907-09) as the only shortstops to lead the National League in extra-base hits. His 85 extra-base hits are the second-most by a shortstop in NL history behind Jimmy Rollins' 88 extra-base hits in 2007.

STARTING PITCHING: Rockies starting pitchers went 59-43 with 883 strikeouts, which tied for the sixth-most strikeouts in the National League. They recorded a 4.17 ERA (932.0 IP, 432 ER), which was the second-lowest in franchise history behind their 4.10 ERA in 2009. The 932.0 innings pitched were the most in the NL, the 12th-most in franchise history and the most since Rockies starters pitched 939.0 innings in 2011.

Colorado's starters logged 84 quality starts, their third-most in franchise history and the most since the 2010 Rockies posted 86 quality outings.

Per Elias, the Rockies became the first team since the 2011 Tampa Bay Rays to exclusively use starting pitchers who had never played for another Major League team.

Kyle Freeland made 33 starts, going 17-7 with a 2.85 ERA (202.1 IP, 64 ER), the lowest ERA in a full season in franchise history and the fourth-lowest in the NL for 2018. It was the second-lowest ERA in franchise history among ERA qualifiers, trailing Marvin Freeman's 2.80 ERA (112.2 IP, 35 ER) in the strike-shortened 1994 season.

Freeland's 202.1 innings pitched ranked fifth in the National League, and he became the first Rockies pitcher to reach 200 innings pitched in a season since Ubaldo Jiménez in 2010 (221.2 IP). He recorded 24 quality starts, tied for the third-most in the NL and tied for the second-most in franchise history (also Ubaldo Jiménez in 2009).

German Márquez recorded a single-season franchise-record 230 strikeouts (previous: Ubaldo Jiménez, 214 in 2010), which ranked fourth in the National League. His 2.95 road ERA (106.2 IP, 35 ER) ranked eighth in the NL, and he tied for sixth in the NL with eight road wins.

Márquez struck out 11 or more batters in three consecutive starts from Aug 30-Sept. 10. In franchise history, only Pedro Astacio has recorded four straight double-digit strikeouts games (May 8-24, 2000).

On Sept. 26 vs. Philadelphia, Márquez tied a Major League record with eight consecutive strikeouts to begin a game (also Jim Deshaies in 1986 and Jacob deGrom in 2014).

RELIEF PITCHING: Rockies relievers went 32-29 (.525) and compiled a 4.62 ERA (520.1 IP, 267 ER), which ranks 11th in franchise history. The 520.1 relief innings pitched were the fewest in the National League, the third-fewest in the Majors and the fewest by the Rockies since 2011 (508.2). Their 526 strikeouts were the third-most in franchise history and the fifth-fewest in the NL.

Colorado recorded 51 saves, the most in franchise history. 43 of those saves were converted by Wade Davis, who led MLB and set a new franchise record, surpassing Greg Holland (2017) and Jose Jimenez (2002), who held the previous record with 41 saves.

FIELDING: Colorado committed 74 errors, the second-fewest in the National League and the second-fewest in franchise history behind the 68 errors committed in 2007. Their .988 fielding percentage was the third-highest in the NL and the second-highest in franchise history.

The Rockies turned 162 double plays, the most in the NL and the

(2018 Season in Review, continued)

third-most in the Major Leagues.

Nolan Arenado led NL third basemen with 312 assists and 44 double plays turned. The 44 double plays set a single-season franchise record for third basemen.

BASERUNNING: The Rockies stole 95 bases, tied for the third-most in the National League, one season after recording just 59 steals, the second-fewest in franchise history for a single season.

Trevor Story's 27 steals were the most for a Rockies player since Charlie Blackmon stole 43 in 2015, and were the most in a single season for a shortstop in franchise history.

ALL-STARS: The Rockies sent three players to the All-Star Game in Washington, D.C. Trevor Story was named to his first All-Star roster, Charlie Blackmon his third, and Nolan Arenado his fourth.

Arenado's four All-Star nods are tied with Dante Bichette and Larry Walker for the second-most in franchise history, and he joined Todd Helton as the only other Rockie to be selected to four consecutive All-Star rosters.

Trevor Story hit a home run in his first career All-Star at-bat, the third All-Star Game home run in Rockies history (also: Matt Holliday in 2008, Todd Helton in 2003).

Bud Black was named to Dave Roberts' All-Star coaching staff, his second coaching appearance in the All-Star Game (also: 2002 as the pitching coach for the Angels).

IN-SEASON AWARDS: Rockies players combined for three NL Player of the Week honors and one Pitcher of the Month honor in 2018.

Nolan Arenado was named Player of the Week for the week ending June 24, the fifth time in his career that he captured the recognition. He slashed .379/.419/.966 with seven runs scored, 11 hits, two doubles, five home runs and 13 RBI over seven games.

Trevor Story, who hit his first walk-off home run to send the Rockies into the All-Star break, was named Player of the Week for the week ending July 15. Story batted .400 (10-for-25) with five runs, three doubles, three home runs, six RBI and one walk and one stolen base over the week. It was Story's third Player of the Week recognition in his career.

David Dahl received his first career Player of the Week nod for the week ending September 30. He batted .333 (10-for-30) with eight runs, one triple, six home runs and 15 RBI. Five of the six home runs were in consecutive games, the fourth Rockies player in franchise history to homer in five consecutive games (last: Nolan Arenado, six games, Sept. 1-5, 2015).

German Márquez won the fourth Pitcher of the Month honor in Rockies franchise history in September (the first since Ubaldo Jiménez for May of 2010). He went 3-1 in September with a 2.14 ERA (33.1 IP, 8 ER), five walks and 48 strikeouts. The 48 strikeouts were the most in September and the third-most ever for any single month in franchise history.

END OF SEASON AWARDS: Nolan Arenado won his sixth consecutive Gold Glove in 2018, becoming the first Rockies player to ever win the award for six consecutive seasons. The six Gold

Gloves for Arenado are the most for any one player in franchise history. Arenado is the second player in Major League history (also Ichiro Suzuki) and the first player in National League history to win a Gold Glove in each of their first six seasons in the Major Leagues. He also became the third NL third baseman to ever win six consecutive Gold Gloves, joining Scott Rolen and Mike Schmidt. Additionally, Arenado won his second consecutive Platinum Glove Award for the best fielder in the National League.

LeMahieu earned his second consecutive Gold Glove, the third in his career (also: 2017 and 2014). He is the fifth Rockies player to win at least three Gold Gloves, the first middle infielder to ever do so.

For the second time in franchise history (also: 1996), the Rockies claimed three Silver Slugger Awards. Arenado won his fourth consecutive trophy, while German Márquez and Trevor Story each won their first. Arenado's four Silver Sluggers are tied with Todd Helton (2000-03) for the most in franchise history. Story is the second Rockies shortstop to ever win the award (also: Troy Tulowitzki, 2010-11), while Márquez is also only the second pitcher (Mike Hampton, 2001-02) to ever win a Silver Slugger.

Arenado finished third in National League MVP voting, his highest finish ever and his third consecutive season finishing within the top five. Bud Black was a finalist for National League Manager of The Year.

ATTENDANCE: The Rockies had a home attendance mark of 3,015,880 in 2018, their first time surpassing the three-million mark since 2001. The single-game average was 37,223, a 2% increase over the average attendance in 2017.

The average attendance ranked fifth in the NL, and seventh in MLB.

2018 Final Statistics

TEAM BATTING

Player	G	AB	R	H	2B	3B	HR	RBI	BB	SO	SB	CS	AVG	OBP	SLG	OPS
Yency Almonte	14	1	0	0	0	0	0	0	0	0	0	0	.000	.000	.000	.000
Tyler Anderson	33	50	7	5	0	0	0	1	3	32	0	0	.100	.167	.100	.267
Nolan Arenado	156	590	104	175	38	2	38	110	73	122	2	2	.297	.374	.561	.935
Chad Bettis	27	34	2	3	0	0	0	2	2	18	0	0	.088	.139	.088	.227
Charlie Blackmon	156	626	119	182	31	7	29	70	59	134	12	4	.291	.358	.502	.860
Drew Butera	10	14	2	3	0	0	1	3	2	2	0	0	.214	.313	.429	.741
Daniel Castro	18	46	2	8	1	0	1	6	1	7	0	0	.174	.191	.261	.452
Noel Cuevas	75	146	16	34	4	1	2	10	6	24	1	0	.233	.268	.315	.583
David Dahl	77	249	31	68	11	3	16	48	19	68	5	3	.273	.325	.534	.859
Ian Desmond	160	555	82	131	21	8	22	88	53	146	20	6	.236	.307	.422	.729
Kyle Freeland	33	65	5	6	2	0	0	2	2	40	0	0	.092	.119	.123	.242
Carlos González	132	463	71	128	32	4	16	64	37	113	5	2	.276	.329	.467	.796
Jon Gray	31	52	2	4	2	0	0	2	3	30	0	0	.077	.127	.115	.243
Garrett Hampson	24	40	3	11	3	1	0	4	7	12	2	0	.275	.396	.400	.796
Jeff Hoffman	6	0	0	0	0	0	0	0	0	0	0	0	-	-	-	.000
Matt Holliday	25	53	3	15	2	0	2	3	12	18	0	0	.283	.415	.434	.849
Chris Iannetta	110	299	36	67	13	1	11	36	50	87	0	0	.224	.345	.385	.730
DJ LeMahieu	128	533	90	147	32	2	15	62	37	82	6	5	.276	.321	.428	.749
German Márquez	33	60	4	18	0	0	1	5	0	11	0	0	.300	.300	.350	.650
Ryan McMahon	91	181	17	42	9	1	5	19	18	64	1	0	.232	.307	.376	.683
Tom Murphy	37	93	5	21	7	1	2	11	3	44	0	1	.226	.250	.387	.637
Harrison Musgrave	35	3	0	0	0	0	0	0	0	1	0	0	.000	.000	.000	.000
Gerardo Parra	142	401	52	114	17	0	6	53	32	75	11	4	.284	.342	.372	.714
Chris Rusin	49	4	0	2	0	0	0	0	0	1	0	0	.500	.500	.500	1.000
Antonio Senzatela	23	24	1	2	1	0	0	3	0	13	0	0	.083	.083	.125	.208
Trevor Story	157	598	88	174	42	6	37	108	47	168	27	6	.291	.348	.567	.914
Raimel Tapia	25	25	6	5	2	1	1	6	2	7	0	0	.200	.259	.480	.739
Mike Tauchman	21	32	5	3	1	0	0	0	4	15	1	0	.094	.194	.125	.319
Pat Valaika	68	122	8	19	5	0	2	5	9	30	0	0	.156	.214	.246	.460
Tony Wolters	74	182	19	31	4	4	3	27	26	33	2	0	.170	.292	.286	.577
Team Totals	163	5541	780	1418	280	42	210	748	507	1397	95	33	.256	.322	.435	.757

TEAM PITCHING

Player	W	L	SV	SVO	G	GS	CG	INN	H	R	ER	HR	BB	SO	ERA
Yency Almonte	0	0	0	0	14	0	0	14.2	15	5	3	1	4	14	1.84
Sam Howard	0	0	0	0	4	0	0	4.0	5	1	1	0	3	1	2.25
Adam Ottavino	6	4	6	11	75	0	0	77.2	41	25	21	5	36	112	2.43
Scott Oberg	8	1	0	4	56	0	0	58.2	45	17	16	4	12	57	2.45
Seunghwan Oh	2	0	1	4	25	0	0	21.1	15	7	6	3	7	24	2.53
Kyle Freeland	17	7	0	0	33	33	0	202.1	182	64	64	17	70	173	2.85
German Márquez	14	11	0	0	33	33	0	196.0	179	90	82	24	57	230	3.77
Wade Davis	3	6	43	49	69	0	0	65.1	43	31	30	8	26	78	4.13
DJ Johnson	1	0	0	0	7	0	0	6.1	6	3	3	0	2	9	4.26
Antonio Senzatela	6	6	0	0	23	13	0	90.1	94	45	44	10	30	69	4.38
Tyler Anderson	7	9	0	0	32	32	0	176.0	165	94	89	30	59	164	4.55
Harrison Musgrave	2	3	0	0	35	0	0	44.2	36	23	23	7	22	32	4.63
Chad Bettis	5	2	0	0	27	20	0	120.1	121	72	67	18	47	80	5.01
Jon Gray	12	9	0	0	31	31	0	172.1	180	102	98	27	52	183	5.12
Bryan Shaw	4	6	0	5	61	0	0	54.2	70	43	36	9	28	54	5.93
Chris Rusin	2	3	0	1	49	0	0	54.2	56	42	37	7	26	47	6.09
Jake McGee	2	4	1	3	61	0	0	51.1	59	39	37	10	16	47	6.49
Brooks Pounders	0	1	0	1	14	0	0	15.1	25	13	13	3	2	17	7.63
Mike Dunn	0	0	0	0	25	0	0	17.0	22	17	17	1	18	12	9.00
Jeff Hoffman	0	0	0	0	6	1	0	8.2	15	9	9	0	7	5	9.35
Jerry Vasto	0	0	0	0	1	0	0	0.2	3	3	3	0	1	1	40.50
Team Totals	91	72	51	78	163	163	0	1452.1	1377	745	699	184	525	1409	4.3

2018 Transactions

- **Jan. 12** Signed **RHP Chad Bettis**, **OF Charlie Blackmon**, **INF DJ LeMahieu** and **LHP Chris Rusin** to one-year contracts to avoid arbitration.
- **March 10** Optioned **RHP Zach Jemiola** to Triple-A Albuquerque; optioned **OF Yonathan Daza**, **C Chris Rabago** and **RHP Jesus Tinoco** to Double-A Hartford.
- **March 12** Agreed to terms with **OF Carlos González** to a one-year contract; placed **RHP Rayan González** (Tommy John surgery) on the 60-day disabled list.
- **March 19** Optioned **RHP Yency Almonte** and **LHP Sam Howard** to Triple-A Albuquerque.
- **March 20** Optioned **OF Jordan Patterson** to Triple-A Albuquerque.
- **March 23** Optioned **OF Noel Cuevas** to Triple-A Albuquerque.
- **March 24** Optioned **OF David Dahl** to Triple-A Albuquerque.
- **March 25** Optioned **RHP Jairo Diaz** to Triple-A Albuquerque.
- **March 27** Optioned **OF Raimel Tapia** and **C Tom Murphy** to Triple-A Albuquerque.
- **March 29** Placed **RHP Carlos Estévez** (left oblique strain), **RHP Jeff Hoffman** and **LHP Zac Rosscup** (left mid on the 10-day disabled list, retroactive to March 26).
- **April 4** Agreed to terms with **OF Charlie Blackmon** on a four-year contract that includes player options for 2022 and 2023.
- **April 13** **INF Nolan Arenado** suspended by MLB for 5 e-games (charging mound). **OF Gerardo Parra** suspended by MLB for 1 e-game.
- **April 14** **INF Nolan Arenado** began 5 e-game suspension.
- **April 20** **INF Nolan Arenado** returned from 5 e-game suspension.
- **April 22** Placed **OF Carlos González** (right hamstring strain) on the 10-day disabled list, retroactive to April 19; optioned **OF Mike Tauchman** to Triple-A Albuquerque; recalled **OF Noel Cuevas** and **OF David Dahl** from Triple-A; **OF Gerardo Parra** began serving four-game suspension.
- **April 23** Placed **LHP Chris Rusin** (right intercostal muscle strain) on 10-day disabled list; selected the contract of **LHP Harrison Musgrave** from Triple-A Albuquerque and transferred **RHP Carlos Estévez** (right elbow strain) from the 10-day disabled list to the 60-day disabled list.
- **April 24** Selected the contract of **RHP Brooks Pounders** from Triple-A Albuquerque; optioned **RHP Scott Oberg** to Triple-A Albuquerque; designated **RHP Zach Jemiola** for assignment.
- **April 27** **OF Gerardo Parra** returns from four-game suspension.
- **April 28** Reinstated **RHP Jeff Hoffman** from the 10-day disabled list (right Triple-A Albuquerque).
- **April 30** Reinstated **OF Carlos González** (right hamstring strain) from the 10-day disabled list; placed **INF DJ LeMahieu** on the 10-day disabled list (right hamstring strain), retroactive to April 28; **RHP Zach Jemiola** cleared waivers on Sunday subsequently signed a Minor League contract with Colorado.
- **May 1** Selected the contract of **INF Daniel Castro** from Triple-A Albuquerque; optioned **INF Ryan McMahon** to Triple-A Albuquerque; transferred **LHP Zac Rosscup** (left mid on the 10-day disabled list to the 60-day disabled list).
- **May 4** Reinstated **LHP Chris Rusin** (right intercostal muscle strain) from the 10-day disabled list; optioned **RHP Antonio Senzatela** to Triple-A Albuquerque.
- **May 8** Reinstated **INF DJ LeMahieu** (right hamstring strain) from the 10-day disabled list; optioned **INF Pat Valaika** to Triple-A Albuquerque.
- **May 14** Recalled **INF Pat Valaika** from Triple-A Albuquerque; placed **INF DJ LeMahieu** on the 10-day disabled list (sprained left thumb).
- **May 16** Recalled **INF Ryan McMahon** from Triple-A Albuquerque; optioned **INF Pat Valaika** to Triple-A Albuquerque.
- **May 28** Recalled **RHP Scott Oberg** from Triple-A Albuquerque; placed **RHP Adam Ottavino** on the 10-day disabled list (left oblique strain).
- **June 1** Reinstated **INF DJ LeMahieu** (sprained left thumb) from the 10-day disabled list; placed **OF David Dahl** (broken right foot) on the 10-day disabled list.
- **June 5** Recalled **OF Mike Tauchman** from Triple-A Albuquerque; optioned **INF Daniel Castro** to Triple-A Albuquerque.
- **June 8** Recalled **RHP Jeff Hoffman** from Triple-A Albuquerque; placed **LHP Mike Dunn** (rhomboid strain) on the 10-day disabled list.
- **June 9** Recalled **LHP Sam Howard** from Triple-A Albuquerque; placed **LHP Harrison Musgrave** on bereavement list.
- **June 10** Selected the contract of **LHP Jerry Vasto** from Triple-A Albuquerque; placed **RHP Scott Oberg** on the 10-day disabled list (back strain); designated **RHP Jairo Diaz** for assignment.
- **June 12** Recalled **C Tom Murphy** from Triple-A Albuquerque; optioned **OF Mike Tauchman** to Triple-A Albuquerque.
- **June 13** Reinstated **LHP Harrison Musgrave** from the bereavement list; optioned **LHP Sam Howard** to Triple-A Albuquerque.
- **June 14** Reinstated **RHP Adam Ottavino** (left oblique strain) from the 10-day disabled list; optioned **LHP Jerry Vasto** to Triple-A Albuquerque.
- **June 21** Recalled **RHP Yency Almonte** from Triple-A Albuquerque; optioned **INF Ryan McMahon** to Triple-A Albuquerque.
- **June 23** Recalled **INF Pat Valaika** from Triple-A Albuquerque; optioned **RHP Yency Almonte** to Triple-A Albuquerque.
- **June 24** Recalled **RHP Yency Almonte** from Triple-A Albuquerque; placed **RHP Bryan Shaw** on the 10-day disabled list (right calf strain).
- **June 26** Reinstated **LHP Mike Dunn** (rhomboid strain) and **RHP Scott Oberg** (back strain) from the 10-day disabled list; optioned **RHP Jeff Hoffman** and **RHP Brooks Pounders** to Triple-A Albuquerque.
- **June 30** Recalled **OF Raimel Tapia** from Triple-A Albuquerque; optioned **RHP Jon Gray** to Triple-A Albuquerque.
- **July 3** Recalled **RHP Antonio Senzatela** from Triple-A Albuquerque; placed **RHP Chad Bettis** on the 10-day disabled list (blister; right mid retroactive to July 2).
- **July 7** Recalled **INF-OF Jordan Patterson** and **LHP Jerry Vasto** from Triple-A Albuquerque; placed **LHP Mike Dunn** on the 10-day disabled list (acromioclavicular joint); placed **C Tom Murphy** on the paternity list.
- **July 10** Reinstated **C Tom Murphy** from the paternity list; optioned **INF-OF Jordan Patterson** to Triple-A Albuquerque.
- **July 11** **LHP Zac Rosscup** claimed off waivers by Los Angeles-NL; reinstated **RHP Bryan Shaw** from the 10-day disabled list (right calf strain); optioned **LHP Jerry Vasto** to Triple-A Albuquerque.
- **July 13** Recalled **RHP Jeff Hoffman** from Triple-A Albuquerque; placed **RHP Antonio Senzatela** on the 10-day disabled list (blister; right mid).
- **July 14** Recalled **RHP Jon Gray** and **LHP Sam Howard** from Triple-A Albuquerque; optioned **RHP Jeff Hoffman** to Triple-A Albuquerque; placed **LHP Harrison Musgrave** on the 10-da
- **July 21** Selected the contract of **INF Garrett Hampson** from Triple-A Albuquerque; placed **INF DJ LeMahieu** on the 10-day disabled list (oblique strain); designated **INF Daniel Castro** for assignment.
- **July 22** Reinstated **RHP Antonio Senzatela** from the 10-day disabled list (blister on right mid) placed **RHP German Márquez** on paternity list.
- **July 24** Reinstated **LHP Harrison Musgrave** from the 10-day disabled list placed **LHP Chris Rusin** on the 10-day disabled list (left plantar fasciitis).
- **July 26** Acquired **RHP Seunghwan Oh** from the Toronto Blue Jays in exchange for **Chad Spanberger** and **Forrest Wall** and a player to be named later.
- **July 27** Reinstated **RHP German Márquez** from the paternity list; optioned **OF Raimel Tapia** to Triple-A Albuquerque; reinstated **OF David Dahl** from the 10-day disabled list (broken foot) and optioned him to Triple-A Albuquerque; transferred **LHP Mike Dunn** from the 10-day disabled list to the 60-day disabled list (acromioclavicular joint).
- **July 28** Added **RHP Seunghwan Oh** to the 25-man roster; optioned **LHP Sam Howard** to Triple-A Albuquerque.
- **July 29** Recalled **INF Ryan McMahon** from Triple-A Albuquerque; optioned **OF Noel Cuevas** to Triple-A; signed **OF Matt Holliday** to a Minor League contract.
- **Aug. 2** Reinstated **INF DJ LeMahieu** from the 10-day disabled list (oblique strain); optioned **INF Garrett Hampson** to Triple-A Albuquerque.
- **Aug. 5** Recalled **OF David Dahl** from Triple-A Albuquerque; placed **RHP Antonio Senzatela** on the 10-da
- **Aug. 7** Reinstated **RHP Chad Bettis** from the 10-day disabled list (blister, right mid) optioned **C Tom Murphy** to Triple-A Albuquerque.
- **Aug. 9** Reinstated **LHP Chris Rusin** from the 10-day disabled list (left plantar fasciitis); optioned **RHP Yency Almonte** to Triple-A Albuquerque.
- **Aug. 14** Recalled **INF Garrett Hampson** from Triple-A Albuquerque; placed **RHP Scott Oberg** on the paternity list.
- **Aug. 17** Reinstated **RHP Scott Oberg** from the paternity list; optioned **LHP Harrison Musgrave** to Triple-A Albuquerque.
- **Aug. 18** Reinstated **RHP Antonio Senzatela** from 10-day disabled list (right oblique strain); optioned **INF Pat Valaika** to Triple-A Albuquerque.
- **Aug. 22** **C Chris Rabago** claimed off waivers by New York-AL.
- **Aug. 23** Selected the contract of **OF Matt Holliday** from Triple-A Albuquerque; optioned **INF Garrett Hampson** to Triple-A.
- **Aug. 31** Acquired **C Drew Butera** and cash considerations from the Kansas City Royals in exchange for **LHP Jerry Vasto**.
- **Sept. 1** Recalled **RHP Yency Almonte**, **LHP Harrison Musgrave**, **C Tom Murphy**, **INF Pat Valaika** and **OF Noel Cuevas** from Triple-A Albuquerque.
- **Sept. 3** Recalled **INF Garrett Hampson**, **LHP Sam Howard**, **OF Raimel Tapia** from Triple-A Albuquerque and selected the contract of **RHP DJ Johnson**; recalled **OF Yonathan Daza** from Triple-A Albuquerque and placed on 60-day DL (left shoulder strain).
- **Oct. 2** Recalled **RHP Carlos Estévez**, **RHP Jeff Hoffman**, **OF Jordan Patterson**, **OF Mike Tauchman**, **RHP Jesus Tinoco**.
- **Nov. 2** Reinstated **OF Yonathan Daza** (strained left shoulder), **RHP Rayan González** (Tommy John surgery) and **LHP Mike Dunn** (acromioclavicular joint on the 60-day disabled list).
- **Nov. 20** Selected the contracts of **RHP Ryan Castellani**, **INF Josh Fuentes**, **OF Sam Hilliard** and **RHP Justin Lawrence**; designated **OF Jordan Patterson** for assignment.
- **Nov. 29** Signed **LHP Chris Rusin** to a one-year contract to avoid arbitration.
- **Dec 21** Agreed to terms on a two-year contract with **INF Daniel Murphy**.

2018 Disabled List

Player	Type	Injury	Placed (retro)	Reinstated	Missed	Record
Rayan González	60-day	Tommy John surgery recovery	March 12	Nov. 2	163	91-72
Carlos Estévez	60-day	Left oblique strain/elbow strain	March 29 (March 26)	July 15	95	50-45
Zac Ross cup	60-day	Left middle blister	March 29 (March 26)	Claimed off waivers July 11	93	47-46
Jeff Hoffman	10-day	Right shoulder	March 29 (March 26)	April 28	27	15-12
Carlos González	10-day	Right hamstring strain	April 22 (April 19)	April 30	9	4-5
Chris Rusin	10-day	Right intercostal muscle strain	April 23	May 4	9	5-4
DJ LeMahieu	10-day	Right hamstring strain	April 30 (April 28)	May 8	8	5-3
DJ LeMahieu	10-day	Left thumb sprain	May 14	June 1	15	8-7
Adam Ottavino	10-day	Left oblique strain	May 28	June 14	14	5-9
David Dahl	10-day	Broken right foot	June 1	July 27	44	23-21
Mike Dunn	10-day	Rhomboid strain	June 8	June 27	17	6-11
Scott Oberg	10-day	Back Strain	June 10	June 27	15	6-9
Bryan Shaw	10-day	Right calf strain	June 24	July 11	13	8-5
Chad Bettis	10-day	Blisters on right middle	July 3	Aug. 7	27	18-9
Mike Dunn	60-day	Acromioclavicular joint	July 7 (July 4)	Nov. 2	77	48-29
Antonio Senzatela	10-day	Blisters on right middle	July 13	July 22	5	5-0
Harrison Musgrave	10-day	Right hip strain	July 14	July 24	5	4-1
DJ LeMahieu	10-day	Left oblique strain	July 21	Aug. 2	10	6-4
Chris Rusin	10-day	Left plantar fasciitis	July 24	Aug. 9	15	7-8
Antonio Senzatela	10-day	Right shoulder	Aug. 5	Aug. 18	11	7-4
Yonathan Daza	60-day	Left shoulder strain	Sept. 4	Nov. 2	27	16-10

2018 Rockies-At-A-Glance

Series Record.....	25-20-7
vs. LHS.....	33-27
vs. RHS.....	58-45
Extra-Innings.....	5-6
Most Games +.500.....	20, 2x, last: Sept. 30
Most Games - .500.....	4, 2x, last: June 27
at Home.....	47-34
on Road.....	44-38
Shutouts.....	10-9
Errorless Games.....	60-45
Rockies / Opp. Quality Start.....	61-23 / 29-35
Day.....	25-27
Night.....	66-45
March/April.....	15-15
May.....	15-11
June.....	11-16
July.....	17-6
August.....	14-14
September/October.....	19-10
Sunday.....	12-14
Monday.....	10-8
Tuesday.....	13-12
Wednesday.....	14-9
Thursday.....	10-7
Friday.....	16-11
Saturday.....	16-11
Holiday.....	1-2
All-Time Record.....	1962-2189

All-Time, Denver.....	1129-945
All-Time, Coors Field.....	1065-871
All-Time, Road.....	833-1244
ROCKIES VS. NL WEST 2018.....	41-36
vs. Arizona.....	11-8
vs. Los Angeles.....	7-13
vs. San Diego.....	11-8
vs. San Francisco.....	12-7
ROCKIES VS. NL CENTRAL 2018.....	14-18
vs. Chicago.....	3-3
vs. Cincinnati.....	4-2
vs. Milwaukee.....	2-5
vs. Pittsburgh.....	3-3
vs. St. Louis.....	2-5
ROCKIES VS. NL EAST 2017.....	23-11
vs. Atlanta.....	5-2
vs. Miami.....	2-4
vs. New York.....	6-1
vs. Philadelphia.....	5-2
vs. Washington.....	5-2
ROCKIES VS. AL 2018.....	13-7
vs. Houston.....	2-2
vs. Los Angeles.....	2-2
vs. Oakland.....	3-0
vs. Seattle.....	5-1
vs. Texas.....	1-2

2018 Home/Road Statistics

BATTING		PITCHING		FIELDING	
RUNS	WALKS	QUALITY STARTS	HITS	TC / 9.0	PICKOFFS
Home: 445	Home: 247	Home: 38	Home: 749	Home: 398.1	Home: 6
Road: 335	Road: 260	Road: 46	Road: 628	Road: 37.0	Road: 7
HITS	STRIKEOUTS	SAVES	WALKS	ASSISTS / 9.0	CS
Home: 786	Home: 643	Home: 20	Home: 267	Home: 10.7	Home: 9
Road: 632	Road: 754	Road: 31	Road: 258	Road: 9.6	Road: 11
DOUBLES	GDP	SAVE OPP.	STRIKEOUTS	ERRORS	CS%
Home: 166	Home: 70	Home: 33	Home: 725	Home: 38	Home: 16.4
Road: 114	Road: 44	Road: 45	Road: 684	Road: 35	Road: 80.7
TRIPLES	AVG	SHUTOUTS	DOUBLES	FIELDING%	STOLEN BASES
Home: 33	Home: .287	Home: 6	Home: 159	Home: .988	Home: 46
Road: 9	Road: .225	Road: 4	Road: 109	Road: .988	Road: 46
HOME RUNS	OBP	RUNS	TRIPLES	DOUBLE PLAYS	SB%
Home: 119	Home: .350	Home: 404	Home: 27	Home: 189	Home: 83.6
Road: 91	Road: .295	Road: 341	Road: 21	Road: 68	Road: 19.3
RBI	SLG	EARNED RUNS	HOME RUNS	TRIPLE PLAYS	PASSED BALLS
Home: 425	Home: .503	Home: 377	Home: 101	Home: 0	Home: 6
Road: 323	Road: .370	Road: 322	Road: 83	Road: 0	Road: 5

2018 Highs and Lows

GENERAL

LONGEST WINNING STREAK

8 games, sept. 21-28

LONGEST LOSING STREAK

5 games, June 7-12

LONGEST GAME, TIME

4:20, May 11 vs. MIL (10.0 inn.)

LONGEST GAME, INNINGS

13.0, 2x, last: Aug. 30 at SD

SHORTEST GAME, TIME

2:15, July 4 vs. SF

MOST RUNNERS LEFT ON BASE

13, Aug. 24 vs. St. Louis

DOUBLE PLAYS TURNED

5, June 21 vs. NYM

MOST ERRORS

2, 15x, last: Sept. 18 at LAD

LARGEST MARGIN OF VICTORY

17, July 11 vs. ARI (19-2)

LARGEST MARGIN OF DEFEAT

11, 2x, last: Aug. 15 at HOU (12-1)

LARGEST DEFICIT OVERCOME IN WIN

5, June 15 at TEX (trailing 5-0, won 9-5)

LARGEST LEAD SURRENDERED IN LOSS

6, May 11 vs. MIL (led 9-3, lost 11-10)

BATTING (TEAM / INDIVIDUAL)

MOST RUNS, GAME

19, July 11 vs. ARI
4, 3x: Blackmon, González, LeMahieu, July 11 vs. ARI

FEWEST RUNS, GAME

0, 9x, last: Sept. 15 at SF

MOST RUNS, INNING

8, Aug. 25 vs. STL (8th inning)

MOST HITS, GAME

19, July 11 vs. ARI
4, 5x, last: Blackmon, Sept. 30 vs. WAS

FEWEST HITS, GAME

1, May 15 at SD

MOST HOME RUNS, GAME

5, 2x, last: Sept. 30 vs. WAS
3, Story, Sept. 5 vs. SF

MOST EXTRA-BASE HITS, GAME

10, 2x, last: May 29 vs. SF
4, LeMahieu, April 12 at WAS

MOST TOTAL BASES, GAME

40, July 11 vs. ARI
12, LeMahieu, April 12 at WAS

MOST RBI, GAME

18, July 11 vs. ARI
6, González, July 11 vs. ARI

MOST WALKS, GAME

8, 2x, last: Sept. 24 vs. PHI
4, Wolters, Sept. 24 vs. PHI

MOST STOLEN BASES, GAME

4, Sept. 3 vs. SF
2, 2x, last: Story, Sept. 4 vs. SF

PITCHING (TEAM / INDIVIDUAL)

FEWEST RUNS, GAME

0, 10x, last: Sept. 30 vs. WAS
No CGSHO

MOST RUNS, GAME

16, April 20 vs. CHC
9, 2x, last: Anderson, Aug 15 at HOU

FEWEST HITS, GAME

1, July 25 vs. HOU
(GS, >5.0 IP) Gray, July 25 vs. HOU

MOST HITS, GAME

18, 2x, last: Sept. 29 vs. WAS
12, Márquez, May 10 vs. MIL

FEWEST WALKS, GAME

0, 7x, last: Sept. 22 at ARI
(in GS), 19x, last: Senzatela, Sept. 22 at ARI

MOST WALKS, GAME

10, April 15 vs. WAS
6, 2x, last: Anderson, April 15 at WAS

MOST STRIKEOUTS, GAME

16, 2x, last: Aug. 30 at SD
13, Márquez, Aug. 30 at SD

MOST INNINGS PITCHED, STARTER

8.0, 5x, last: Márquez, Aug. 30 at SD

MOST INNINGS PITCHED, RELIEF

3.2, Senzatela, April 27 at MIA

Major League
Review

Last At-Bat Wins

No. Date-Opp Score Game-Winning Play

1.	4/5 at SD	3-1
	McMahon walk	
2.	4/7 vs. ATL	3-2
	Wolters walk	
3.	4/15 at WAS	6-5
	Desmond solo HR	
4.	5/17 at SF	5-3
	González 2-run single	
5.	5/28 vs. SF	6-5
	Iannetta RBI single	
6.	6/28 at SF	9-8
	LeMahieu 2-run HR	
7.	7/15 vs. SEA	4-3
	Story solo HR	
8.	7/25 vs. HOU	3-2
	Blackmon solo HR	
9.	8/5 at MIL	5-4
	Arenado solo HR	
10.	8/11 vs. LAD	3-2
	McMahon solo HR	
11.	8/12 vs. LAD	4-3
	Iannetta walk	
12.	8/16 at ATL	5-3
	Dahl 2-run single	
13.	8/18 at ATL	5-3
	LeMahieu solo HR	
14.	8/23 vs. SD	4-3
	Desmond 2-run HR	
15.	8/25 vs. STL	9-1
	González RBI double	
16.	9/3 vs. SF	9-8
	Cuevas 2-run single	
17.	9/12 vs. ARI	5-4
	LeMahieu 2-run HR	

*Walk-off wins in bold

Go-Ahead RBI

Player	Go-Ahead	Game-Winning
Arenado	30	13
Blackmon	12	7
Butera	0	0
Castro	1	0
Cuevas	5	3
Dahl	8	4
Desmond	16	7
Freeland	1	1
Hampson	1	1
Holliday	1	0
González	21	13
Iannetta	10	8
LeMahieu	16	7
Márquez	0	0
McMahon	4	4
Murphy	3	2
Parra	5	3
Senzatela	2	2
Story	16	6
Tapia	2	2
Valaika	2	2
Wolters	5	3

RBI

Player	2	3	4	5+	Total
Arenado	12	5	2	2	
Blackmon	12	4	0	0	
Butera	4	2	0	0	
Castro	2	0	0	0	
Cuevas	2	1	0	0	
Dahl	8	4	2	0	
Desmond	20	3	1	2	
Freeland	0	0	0	0	
Hampson	0	0	0	0	
Holliday	0	0	0	0	
González	13	1	1	1	
Iannetta	5	3	0	0	
LeMahieu	11	2	2	1	
Márquez	1	0	0	0	
McMahon	1	2	0	0	
Murphy	3	0	0	0	
Parra	8	2	1	0	
Senzatela	1	0	0	0	
Story	17	4	7	1	
Tapia	0	0	1	0	
Valaika	1	0	0	0	
Wolters	5	2	0	0	

2018 Day-by-Day

No.	Date	H/R	Opp.	W/L	Final	Winning Pitcher	Losing Pitcher	Save	Rec.	Pos. / GA-GB	Att.	Time
1	3/29	R/N	at ARI	L	2-8	Corbin	Gray	None	0-1	T3/1.0	48,704*	3:36
2	3/30	R/N	at ARI	L	8-9	Ray	Senzatela	Boxberger	0-2	T3/2.0	23,937	3:22
3	3/31	R/N	at ARI	W	2-1	Shaw	Salas	Davis	1-2	4th/1.0	33,346	2:54
4	4/2	R/N	at SD	W	7-4	Bettis	Mitchell	Davis	2-2	T2/1.0	16,899	3:11
5	4/3	R/N	at SD	L	4-8	Ross	Freeland	Hand	2-3	T2/2.0	19,283	2:47
6	4/4	R/N	at SD	W	5-2	Gray	Richard	Davis	3-3	T2/2.0	19,698	2:41
7	4/5	R/D	at SD	W	3-1 (10)	Ottavino	Hand	Davis	4-3	2nd/2.0	20,509	2:58
8	4/6	H/D	ATL	L	3-8	McCarthy	Márquez	None	4-4	T2/2.5	48,216*	2:56
9	4/7	H/N	ATL	W	3-2	Ottavino	Vizcaino	None	5-4	T2/1.5	40,120	3:28
10	4/8	H/D	ATL	L	0-4	Newcomb	Freeland	None	5-5	T2/2.5	42,301	2:26
11	4/9	H/N	SD	L	6-7	Richard	Gray	Hand	5-6	T2/3.5	20,291	2:46
12	4/10	H/N	SD	L	2-5	Lucchesi	Shaw	Hand	5-7	3rd/3.5	22,446	2:39
13	4/11	H/D	SD	W	6-4	Senzatela	Baumann	Davis	6-7	T2/3.5	21,248	2:56
14	4/12	R/N	at WAS	W	5-1	Bettis	Gonzalez	None	7-7	T2/3.0	24,213	2:43
15	4/13	R/N	at WAS	W	2-1	Oberg	Roark	Davis	8-7	2nd/3.0	32,702	3:04
16	4/14	R/D	at WAS	L	2-6	Scherzer	Gray	None	8-8	2nd/4.0	31,700	2:53
17	4/15	R/D	at WAS	W	6-5	Ottavino	Doolittle	Davis	9-8	2nd/3.5	25,462	3:14
18	4/16	R/N	at PIT	W	6-2	Márquez	Brault	None	10-8	2nd/2.5	8,958	2:35
19	4/17	R/N	at PIT	W	2-0	Bettis	Williams	Davis	11-8	2nd/2.5	8,869	2:31
20	4/18	R/D	at PIT	L	2-10	Kuhl	Freeland	None	11-9	2nd/3.0	8,970	3:04
21	4/20	H/N	CHC	L	5-16	Hendricks	Gray	None	11-10	2nd/3.0	35,290	3:30
22	4/21	H/N	CHC	W	5-2	Anderson	Darvish	Davis	12-10	2nd/3.0	40,107	3:03
23	4/22	H/D	CHC	L	7-9	Quintana	Márquez	Morrow	12-11	2nd/4.0	48,137*	3:47
24	4/23	H/N	SD	L	5-13	Erlin	McGee	None	12-12	3rd/4.5	24,419	3:24
25	4/24	H/N	SD	W	8-0	Freeland	Lauer	None	13-12	2nd/4.5	23,727	2:24
26	4/25	H/D	SD	W	5-2	Gray	Ross	None	14-12	2nd/4.0	32,989	3:06
27	4/27	R/N	at MIA	W	1-0	Senzatela	Ureña	Davis	15-12	2nd/4.0	5,931	3:16
28	4/28	R/N	at MIA	L	1-4	Chen	Márquez	Barracough	15-13	2nd/5.0	9,659	2:44
29	4/29	R/D	at MIA	L	0-3	Smith	Bettis	Ziegler	15-14	2nd/5.0	11,203	2:28
30	4/30	R/N	at CHC	L	2-3	Farrell	Freeland	Cishek	15-15	3rd/6.0	35,922	2:57
March/April: 15-15 / .223 AVG, 115 R (3.83 R/G), 34 HR / 4.52 ERA (263.0 IP, 132 ER), 29 HR, 107 BB, 256 SO, .245 OAVG												
31	5/1	R/N	at CHC	W	3-1	Gray	Hendricks	Davis	16-15	2nd/6.0	40,077	2:24
32	5/2	R/D	at CHC	W	11-2	Anderson	Darvish	None	17-15	2nd/5.0	32,909	3:05
33	5/4	R/N	at NYM	W	8-7	Márquez	Wheeler	Davis	18-15	2nd/3.5	34,030	3:14
34	5/5	R/N	at NYM	W	2-0	Bettis	Matz	Davis	19-15	2nd/3.5	37,550	2:28
35	5/6	R/D	at NYM	W	3-2	Freeland	Robles	Ottavino	20-15	2nd/3.5	33,580	3:02
36	5/8	H/N	LAA	W	4-2	Gray	Heaney	Davis	21-15	2nd/3.5	33,144	2:42
37	5/9	H/D	LAA	L	0-8	Barria	Anderson	None	21-16	2nd/3.5	33,689	3:10
38	5/10	H/N	MIL	L	2-5	Chacín	Márquez	Jeffress	21-17	2nd/3.5	31,093	3:00
39	5/11	H/N	MIL	L	10-11 (10)	Jeffress	McGee	Hader	21-18	2nd/3.5	36,139	4:20
40	5/12	H/N	MIL	W	4-0	Freeland	Suter	None	22-18	2nd/2.5	35,408	2:47
41	5/13	H/D	MIL	L	3-7	Peralta	Gray	None	22-19	2nd/2.5	40,453	3:37
42	5/14	R/N	at SD	W	6-4	Anderson	Makita	Davis	23-19	2nd/1.5	17,245	2:55
43	5/15	R/D	at SD	L	0-4	Lyles	Márquez	Hand	23-20	2nd/2.5	19,598	2:23
44	5/17	R/N	at SF	W	5-3 (12)	McGee	Johnson	Davis	24-20	2nd/1.5	37,224	4:00
45	5/18	R/N	at SF	W	6-1	Freeland	Holland	None	25-20	2nd/0.5	40,970	3:00
46	5/19	R/D	at SF	L	4-9	Stratton	Gray	None	25-21	2nd/0.5	39,195	3:05
47	5/20	R/D	at SF	L	5-9	Dyson	Shaw	None	25-22	2nd/0.5	40,334	3:25
48	5/21	R/N	at LAD	W	2-1	Márquez	Báez	Davis	26-22	1st/0.5	42,805	2:35
49	5/22	R/N	at LAD	L	3-5	Chargois	Shaw	Jansen	26-23	1st/0.5	43,719	2:48
50	5/23	R/N	at LAD	L	0-3	Maeda	Freeland	Jansen	26-24	1st/0.5	45,884	2:38
51	5/25	H/N	CIN	W	5-4	Gray	Romano	Davis	27-24	1st/0.5	33,193	2:43
52	5/26	H/N	CIN	L	5-6	Lorenzen	Rusin	Hughes	27-25	1st/0.5	42,844	3:00
53	5/27	H/D	CIN	W	8-2	Márquez	Harvey	None	28-25	1st/1.5	36,387	2:53
54	5/28	H/N	SF	W	6-5 (10)	Shaw	Strickland	None	29-25	1st/1.5	32,409	3:31
55	5/29	H/N	SF	W	11-4	Freeland	Samardzija	None	30-25	1st/1.5	27,348	3:17
56	5/30	H/N	SF	L	4-7	Holland	Musgrave	Strickland	30-26	1st/1.5	29,400	3:11
May: 15-11 / .258 AVG, 120 R (4.62 R/G), 34 HR / 4.27 ERA (234.0 IP, 111 ER), 32 HR, 78 BB, 207 SO, .258 OAVG												
57	6/1	H/N	LAD	L	8-11	Santana	Pounders	Jansen	30-27	1st/0.5	42,711	3:36

2018 Day-by-Day, cont.

No.	H/R		Winning/Losing			Pitcher	Pitcher	Pos. / Save	Rec.	GA-GB	Att.	Time
	Date	D/N	Opp.	W/L	Final							
58	6/2	H/N	LAD	L	4-12	Báez	Shaw	None	30-28	2nd/0.5	47,703*	3:25
59	6/3	H/D	LAD	L	7-10	Cingrani	Davis	Jansen	30-29	2nd/1.0	41,851	3:43
60	6/5	R/N	at CIN	W	9-6	Freeland	DeSclafani	Davis	31-29	2nd/1.0	21,944	3:16
61	6/6	R/N	at CIN	W	6-3	Gray	Romano	Davis	32-29	T1/0.0	19,762	3:25
62	6/7	R/N	at CIN	L	5-7 (13)	Floro	Rusin	None	32-30	2nd/0.5	15,957	4:15
63	6/8	H/N	ARI	L	4-9	Greinke	Márquez	None	32-31	T2/1.5	38,917	2:51
64	6/9	H/N	ARI	L	7-12	Bracho	Shaw	None	32-32	T2/2.5	43,197	3:34
65	6/10	H/D	ARI	L	3-8	Godley	Freeland	None	32-33	4th/3.5	36,433	3:23
66	6/12	R/N	at PHI	L	4-5	Nola	Gray	Dominguez	32-34	4th/5.0	19,556	3:07
67	6/13	R/N	at PHI	W	7-2	Anderson	Pivetta	None	33-34	3rd/4.0	20,075	2:55
68	6/14	R/D	at PHI	L	3-9	Velasquez	Márquez	None	33-35	4th/5.0	22,500	3:21
69	6/15	R/N	at TEX	W	9-5	Bettis	Méndez	None	34-35	3rd/5.0	30,448	3:15
70	6/16	R/D	at TEX	L	2-5	Leclerc	Musgrave	Kela	34-36	3rd/5.0	23,468	2:42
71	6/17	R/D	at TEX	L	12-13	Chavez	Davis	None	34-37	4th/5.0	25,513	3:54
72	6/18	H/N	NYM	L	2-12	deGrom	Anderson	None	34-38	4th/6.0	33,815	3:10
73	6/19	H/N	NYM	W	10-8	Márquez	Vargas	None	35-38	4th/5.0	29,710	3:06
74	6/20	H/N	NYM	W	10-8	Shaw	Gsellman	Davis	36-38	4th/4.5	38,685	3:25
75	6/21	H/D	NYM	W	6-4	Freeland	Matz	McGee	37-38	4th/4.5	44,010	2:55
76	6/22	H/N	MIA	W	11-3	Gray	Chen	None	38-38	3rd/4.5	35,468	2:55
77	6/23	H/D	MIA	L	2-6	Richards	Anderson	None	38-39	4th/5.5	39,032	2:47
78	6/24	H/D	MIA	L	5-8	Rucinski	Márquez	Barraclough	38-40	4th/6.5	34,172	3:14
79	6/26	R/N	at SF	L	2-3	Watson	Ottavino	Dyson	38-41	4th/7.0	36,070	2:57
80	6/27	R/N	at SF	L	0-1	Moronta	Musgrave	None	38-42	4th/8.0	36,046	2:34
81	6/28	R/D	at SF	W	9-8	Ottavino	Dyson	Davis	39-42	4th/8.0	37,529	3:10
82	6/29	R/N	at LAD	W	3-1	Anderson	Hill	Davis	40-42	4th/7.0	41,909	2:39
83	6/30	R/N	at LAD	W	3-1	Márquez	Maeda	Ottavino	41-42	4th/6.0	46,172	2:39
June: 11-16 / .272 AVG, 153 R (5.67 R/G), 36 HR / 6.20 ERA (241.0 IP, 166 ER), 41 HR, 107 BB, 247 SO, .284 OAVG												
84	7/1	R/D	at LAD	L	4-6	Hudson	Ottavino	Jansen	41-43	4th/6.0	45,735	3:00
85	7/2	H/N	SF	W	5-2	Freeland	Bumgarner	Davis	42-43	4th/5.0	40,333	2:45
86	7/3	H/N	SF	W	8-1	Senzatela	Stratton	None	43-43	4th/5.0	48,072*	2:51
87	7/4	H/N	SF	W	1-0	Anderson	Suárez	Davis	44-43	4th/4.0	48,158*	2:15
88	7/6	R/N	at SEA	W	7-1	Márquez	Hernández	None	45-43	T3/3.5	26,554	3:11
89	7/7	R/D	at SEA	W	5-1	Oberg	Paxton	None	46-43	3rd/3.5	36,104	2:53
90	7/8	R/D	at SEA	L	4-6	LeBlanc	Senzatela	Díaz	46-44	T3/3.5	34,440	2:28
91	7/10	H/N	ARI	L	3-5	Delgado	McGee	Boxberger	46-45	4th/4.5	43,405	3:40
92	7/11	H/N	ARI	W	19-2	Márquez	Miller	None	47-45	4th/3.5	33,919	3:05
93	7/12	H/D	ARI	W	5-1	Oberg	Ray	None	48-45	T3/3.0	41,410	3:17
94	7/13	H/N	SEA	W	10-7	Musgrave	Bergman	Davis	49-45	T3/3.0	38,126	3:19
95	7/14	H/N	SEA	W	4-1	Gray	LeBlanc	Davis	50-45	3rd/2.5	47,789*	2:50
96	7/15	H/D	SEA	W	4-3	Oberg	Vincent	None	51-45	3rd/2.0	35,630	3:11
7/16	All-Star break											
7/17	All-Star Game, Nationals Park, Washington D.C. AL 8, NL 6 (10 inn.)											
7/18	All-Star break											
7/19	All-Star break											
97	7/20	R/N	at ARI	W	11-10	Oberg	Bradley	Ottavino	52-45	3rd/2.0	29,546	4:02
98	7/21	R/N	at ARI	W	6-5	Oberg	Hirano	Davis	53-45	2nd/1.0	43,340	3:21
99	7/22	R/D	at ARI	L	1-6	Greinke	Senzatela	None	53-46	3rd/2.5	32,985	2:45
100	7/24	H/N	HOU	L	2-8	Rondon	Davis	None	53-47	3rd/2.5	43,184	3:12
101	7/25	H/N	HOU	W	3-2	Davis	McHugh	None	54-47	3rd/1.5	40,948	2:56
102	7/27	H/N	OAK	W	3-1	Freeland	Manaea	Ottavino	55-47	3rd/2.0	40,229	3:03
103	7/28	H/N	OAK	W	4-1	Senzatela	Anderson	Davis	56-47	3rd/2.0	47,809*	2:57
104	7/29	H/D	OAK	W	3-2	Márquez	Montas	Davis	57-47	3rd/1.0	41,988	2:28
105	7/30	R/N	at STL	L	4-5	Hudson	McGee	None	57-48	3rd/1.0	41,856	3:38
106	7/31	R/N	at STL	W	6-3	Gray	Flaherty	Davis	58-48	T2/0.5	42,636	2:51
July: 17-6 / .278 AVG, 122 R (5.30 R/G), 34 HR / 3.16 ERA (205.1 IP, 72 ER), 16 HR, 75 BB, 185 SO, .220 OAVG												
107	8/1	R/N	at STL	L	3-6	Gomber	Freeland	None	58-49	3rd/1.0	40,544	3:59
108	8/2	R/D	at STL	L	2-3	Shreve	Davis	None	58-50	3rd/2.0	41,478	3:08
109	8/3	R/N	at MIL	L	3-5	Burnes	Davis	None	58-51	3rd/2.0	37,751	2:46

2018 Day-by-Day, cont.

No.	H/R		Winning/Losing			Pitcher	Pitcher	Pos./Save	Rec.	GA-GB	Att.	Time
	Date	D/N	Opp.	W/L	Final							
110	8/4	R/N	at MIL	L	4-8	Peralta	Anderson	Hader	58-52	3rd/3.0	40,524	3:09
111	8/5	R/D	at MIL	W	5-4 (11)	Oberg	Knebel	Oh	59-52	3rd/2.0	37,954	3:35
112	8/6	H/N	PIT	W	2-0	Freeland	Musgrove	Davis	60-52	3rd/2.0	34,471	2:33
113	8/7	H/N	PIT	L	2-10	Taillon	Bettis	None	60-53	3rd/2.5	31,649	2:34
114	8/8	H/D	PIT	L	3-4	Archer	Márquez	Vázquez	60-54	3rd/3.0	35,702	3:22
115	8/9	H/N	LAD	L	5-8	Ferguson	Davis	Alexander	60-55	3rd/3.5	43,076	3:29
116	8/10	H/N	LAD	W	5-4	McGee	Rosscup	Ottavino	61-55	3rd/2.5	42,184	3:31
117	8/11	H/N	LAD	W	3-2	Shaw	Chargois	None	62-55	3rd/1.5	47,633*	2:54
118	8/12	H/D	LAD	W	4-3	Davis	Floro	None	63-55	T2nd/1.0	40,559	2:48
119	8/14	R/N	at HOU	W	5-1	Márquez	Verlander	None	64-55	2nd/1.0	35,813	3:08
120	8/15	R/N	at HOU	L	1-12	Cole	Anderson	None	64-56	T2/1.5	29,967	2:43
121	8/16	R/N	at ATL	W	5-3	Oh	Brach	Davis	65-56	2nd/1.5	23,428	2:53
122	8/17	R/N	at ATL	W	11-5	Freeland	Newcomb	None	66-56	2nd/1.5	28,964	3:37
123	8/18	R/N	at ATL	W	5-3 (10)	Ottavino	Jackson	Davis	67-56	2nd/0.5	42,143	3:31
124	8/19	R/D	at ATL	W	4-2	Márquez	Sánchez	Davis	68-56	2nd/0.5	32,942	2:41
125	8/21	H/N	SD	L	3-4	Erlin	Anderson	Yates	68-57	2nd/1.5	27,862	2:34
126	8/22	H/N	SD	W	6-2	Gray	Nix	None	69-57	2nd/1.5	28,966	2:43
127	8/23	H/D	SD	W	4-3	Rusin	Yates	None	70-57	2nd/1.0	30,625	3:00
128	8/24	H/N	STL	L	5-7	Martinez	Senzatela	Norris	70-58	2nd/1.0	43,578	3:31
129	8/25	H/N	STL	W	9-1	Ottavino	Hudson	None	71-58	T1/0.0	47,785*	3:02
130	8/26	H/D	STL	L	3-12	Gomber	Anderson	None	71-59	2nd/1.0	41,235	2:48
131	8/27	R/N	at LAA	L	7-10	Johnson	Ottavino	Ramirez	71-60	2nd/1.0	35,305	3:37
132	8/28	R/N	at LAA	W	3-2	Freeland	Ramirez	Davis	72-60	2nd/0.5	35,207	2:59
133	8/30	R/D	at SD	L	2-3 (13)	Stock	Shaw	None	72-61	2nd/1.5	20,056	3:36
134	8/31	R/N	at SD	L	0-7	Kennedy	Senzatela	None	72-62	3rd/1.5	21,408	2:38
August: 14-14 / .240 AVG, 114 R (4.07 R/G), 27 HR / 4.45 ERA (252.2 IP, 125 ER), 36 HR, 79 BB, 250 SO, .249 OAVG												
135	9/1	R/N	at SD	W	4-2	Gray	Erlin	Davis	73-62	3rd/0.5	35,779	2:42
136	9/2	R/D	at SD	W	7-3	Freeland	Nix	None	74-62	2nd/0.5	28,883	2:47
137	9/3	H/D	SF	W	9-8	Oh	Watson	Davis	75-62	1st/0.5	43,256	3:18
138	9/4	H/N	SF	W	6-2	Rusin	Moronta	None	76-62	1st/0.5	24,727	3:09
139	9/5	H/N	SF	W	5-3	Musgrave	Suárez	Ottavino	77-62	1st/1.5	24,790	2:48
140	9/7	H/N	LAD	L	2-4	Kershaw	Rusin	Maeda	77-63	1st/0.5	41,547	3:53
141	9/8	H/N	LAD	W	4-2	Freeland	Buehler	Davis	78-63	1st/1.5	47,867*	2:41
142	9/9	H/D	LAD	L	6-9	Hill	Anderson	Alexander	78-64	1st/0.5	40,157	3:51
143	9/10	H/N	ARI	W	13-2	Márquez	Godley	None	79-64	1st/1.5	25,114	3:09
144	9/11	H/N	ARI	L	3-6	Greinke	Senzatela	Hirano	79-65	1st/1.5	26,510	3:07
145	9/12	H/N	ARI	W	5-4	Davis	Hirano	None	80-65	1st/1.5	31,687	3:07
146	9/13	H/D	ARI	W	10-3	Freeland	Koch	None	81-65	1st/1.5	31,783	3:04
147	9/14	R/N	at SF	L	0-2	Stratton	Anderson	None	81-66	1st/0.5	37,800	2:20
148	9/15	R/N	at SF	L	0-3	Bumgarner	Márquez	Smith	81-67	2nd/0.5	38,204	2:28
149	9/16	R/D	at SF	W	3-2	Senzatela	Rodriguez	Davis	82-67	1st/0.5	38,824	3:02
150	9/17	R/N	at LAD	L	2-8	Ryu	Gray	None	82-68	2nd/0.5	45,970	3:07
151	9/18	R/N	at LAD	L	2-3 (10)	Floro	Ottavino	None	82-69	2nd/1.5	49,537	3:13
152	9/19	R/N	at LAD	L	2-5	Ferguson	Oberg	Jansen	82-70	2nd/2.5	50,141	3:05
153	9/21	R/N	at ARI	W	6-2	Márquez	Greinke	None	83-70	2nd/1.5	28,833	2:54
154	9/22	R/N	at ARI	W	5-1	Senzatela	Corbin	None	84-70	2nd/1.5	35,094	3:02
155	9/23	R/D	at ARI	W	2-0	Freeland	Godley	Davis	85-70	2nd/1.5	29,191	3:15
156	9/24	H/N	PHI	W	10-1	Gray	None	None	86-70	2nd/1.5	30,336	2:57
157	9/25	H/N	PHI	W	10-3	Johnson	Velasquez	None	87-70	2nd/0.5	30,217	3:24
158	9/26	H/N	PHI	W	14-0	Márquez	Pivetta	None	88-70	1st/0.5	35,181	2:51
159	9/27	H/D	PHI	W	5-3	Oberg	Arrieta	Davis	89-70	1st/1.0	36,448	3:06
160	9/28	H/N	WAS	W	5-2	Freeland	Ross	Davis	90-70	1st/1.0	48,089*	2:51
161	9/29	H/N	WAS	L	2-12	Strasburg	Gray	None	90-71	T1/0.0	47,781*	3:40
162	9/30	H/D	WAS	W	12-0	Anderson	Fedde	None	91-71	T1/0.0	47,833*	3:02
163	10/1	R/D	at LAD	L	2-5	Buehler	Márquez	None	91-72	2nd/1.0	47,816	3:21
Sept./Oct: 19-10 / .269 AVG, 156 R (5.38 R/G), 45 HR / 3.27 ERA (256.1 IP, 92 ER), 30 HR, 79 BB, 264 SO, .241 OAVG												

*Sellout

2018 Colorado Rockies Minor League Review

Albuquerque Isotopes (AAA) • P

The Albuquerque Isotopes record, the third-worst record,

ended the year in fourth place for the third time in club history ... went 33-37 at home and 30-40 on the road ... Albuquerque's attendance of 556,330 was its highest since 2015 and Isotopes Park's average attendance of 7,948 ranked third in the PCL.

PCL MID-SEASON ALL-STARS:

- **INF Josh Fuentes**
- **RHP DJ Johnson**
- **OF Mike Tauchman**

PCL POST-SEASON ALL-STARS:

- **INF Josh Fuentes**
- **RHP DJ Johnson**

SIRIUS-XM ALL-STAR FUTURES GAME:

- **INF Brendan Rodgers**

PCL WEEKLY WINNER:

- **OF Mike Tauchman** - May 14-20 (.417, 8 R, 5 HR, 1.125 SLG)

PCL PLAYER OF THE MONTH:

- **OF Ryan McMahon** - Named player of the month for May after leading the league with 44 hits, 31 runs scored and 81 total bases ...

average and a .698 slugging percentage, and tied for second with 24 RBI.

PLAYER HIGHLIGHTS:

Daniel Castro - Hit safely in 24 consecutive games from April 6-June 7, tied for the second-longest streak in team history.

Josh Fuentes -

Most Valuable Player, the second Isotope to win the award (Joc Pederson, 2014) ... was also named the PCL Rookie of the Year, ... ever to win both the MVP and the Rookie of the Year awards ... was also named the MVP of the Triple-A All-Star Game, ... ever to win all three awards.

- Led the PCL in hits (180), games played (135), doubles (39), extra-base hits (65), total bases (85) and runs scored (93) ... his 180 hits were the most in the Minor Leagues and the most in Isotopes history ... also led the team with 12 triples.
- Was voted the Isotopes Defensive Player of the Year ... tied for the PCL lead in double plays turned at third base with 25.

Garrett Hampson - Promoted to Albuquerque from Double-A Hartford in May and batted .314 (93-for-296) with 17 doubles, four triples, six home runs, 25 RBI and 17 stolen bases in 72 games.

Albuquerque (P)

Jeff Hoffman - Made 21 starts for the Isotopes, going 6-8 with a 4.94 ERA (105.2 IP, 58 ER) ... led the Isotopes with 102 strikeouts, the second time in three seasons he led the club in strikeouts.

- His 273 career strikeouts with Albuquerque are the second-most in franchise history.

Peter Lambert - Made 11 starts with Albuquerque after his promotion from Hartford in July ... went 2-5 with a 5.04 ERA (55.1 IP, 31 ER), 15 walks and 31 strikeouts.

- Ended the season with an 11-inning scoreless streak, the longest streak by an Isotopes pitcher in 2018.

Jordan Patterson - Appeared in 118 games with Albuquerque, the second-most on the club ... tied his career high with a team-leading 26 home runs, the third-most in the PCL.

- Became the Isotopes all-time home run leader, hitting his 61st home run to surpass Jason Wood for the franchise record ... has accumulated 66 home runs over his three seasons in Albuquerque.
- Recorded both his 100th career home run and 100th career hit-by-pitch in the same game, July 1 at El Paso.
- Hit the Isotopes' only walk-off home run of the season, June 19 vs. Nashville.

Brendan Rodgers - Promoted to Albuquerque from Double-A Hartford at the beginning of August ... batted .232 (16-for-69) with f ... e RBI in 19 games.

Mike Tauchman - Selected to the All-PCL team and the Isotopes Players' Choice for Most Valuable Player for the second consecutive season.

- Was also named as a Mid-Season All-Star ... went 2-for-3 with a double, two RBI and a stolen base in the Triple-A All-Star Game.
- Finished seventh in the league with a .323 batting average ... ranked third in the league in on-base percentage (.408) and slugging percentage (.571).
- Hit a team-high three grand slams, tied for the Albuquerque single-season record.
- Recorded a career ... the fourth-highest total in the PCL ... became the 10th Isotope to reach double-digit assists in a single season.

Raimel Tapia - Appeared in 105 games with Albuquerque and batted .302 with 33 doubles, nine triples, 11 home runs, 21 stolen bases and three caught stealing.

- Ranked ninth in the PCL in hits (131), fourth in doubles and tied f

2018 Albuquerque Isotopes Statistics

BATTING

BATTERS	AVG	G	AB	R	H	2B	3B	HR	RBI	TB	BB	IBB	SO	SB	CS	OBP	SLG	OPS
* Bemboom, Anthony	.232	70	211	25	49	10	0	5	29	74	32	2	49	0	0	.339	.351	.689
Cardullo, Stephen	.286	73	199	34	57	13	4	3	30	87	17	0	42	3	0	.336	.437	.774
Castro, Daniel	.307	69	251	35	77	16	1	3	30	104	13	1	24	2	0	.342	.414	.756
Cuevas, Noel	.331	44	160	17	53	10	4	5	29	86	16	0	23	3	5	.390	.538	.927
* Dahl, David	.286	19	77	7	22	7	0	2	9	35	1	0	19	1	0	.295	.455	.749
Fuentes, Josh	.327	135	551	93	180	39	12	14	95	285	21	0	103	3	5	.354	.517	.871
Gibson, Derrik	.275	34	120	25	33	5	6	4	16	62	15	0	27	2	3	.350	.517	.867
Hampson, Garrett	.314	72	296	53	93	17	4	6	25	136	30	0	58	17	4	.377	.459	.836
Hatch, LJ	.000	1	0	0	0	0	0	0	0	0	0	0	1	0	0	.000	.000	.000
Holliday, Matt	.346	15	52	12	18	4	0	3	14	31	9	1	9	0	0	.452	.596	1.048
* McMahon, Ryan	.290	55	224	40	65	15	3	11	48	119	15	0	61	3	2	.339	.531	.870
Metzler, Ryan	.381	8	21	1	8	1	0	0	4	9	1	0	6	0	0	.409	.429	.838
Moberg, Jeff	.125	4	8	0	1	0	0	0	2	1	0	0	2	0	0	.125	.125	.250
Murphy, Tom	.258	64	236	40	61	16	3	17	49	134	22	0	76	4	2	.333	.568	.901
# O'Malley, Shawn	.279	55	147	19	41	6	2	1	16	54	9	0	29	3	3	.321	.367	.688
* Patterson, Jordan	.271	118	413	77	112	23	2	26	76	217	42	3	128	6	2	.367	.525	.892
Phillips, Anthony	.318	14	44	9	14	6	0	2	9	26	9	1	9	0	1	.434	.591	1.025
Rodgers, Brendan	.232	19	69	5	16	4	0	0	5	20	1	0	16	0	0	.264	.290	.554
Soto, Elliot	.286	81	238	33	68	10	5	1	28	91	24	0	41	2	1	.347	.382	.730
* Tapia, Raimel	.302	105	434	81	131	33	9	11	62	215	32	2	85	21	3	.352	.495	.847
* Tauchman, Mike	.323	112	403	84	130	26	7	20	81	230	60	2	70	12	10	.408	.571	.978
Valaika, Pat	.216	37	139	13	30	4	1	8	20	60	7	0	30	1	1	.252	.432	.683
# Vazquez, Jan	.230	55	148	20	34	7	0	4	18	53	21	0	42	0	1	.345	.358	.703
Weeks, Drew	.267	49	180	27	48	8	4	8	28	88	18	0	43	3	4	.348	.489	.837
Team Total	.285	140	4792	767	1366	287	67	154	733	2249	422	12	1072	86	47	.347	.469	.817

PITCHING

PITCHERS	W	L	ERA	G	GS	CG	SHO	SV	SVO	IP	H	R	ER	HR	HB	BB	IBB	SO	BK	WP	GO/AO	DP	WHIP
Almonte, Yency	3	5	5.56	18	10	0	0	1	2	43.2	44	27	27	8	6	14	0	34	0	4	1.28	5	1.33
Bettis, Chad	0	0	5.14	3	3	0	0	0	0	14.0	16	8	8	2	0	3	0	10	0	1	1.38	0	1.36
Broyles, Shane	3	2	5.63	42	0	0	0	0	1	54.1	62	35	34	6	0	27	1	63	1	3	0.98	4	1.64
Casilla, Santiago	0	2	8.03	12	0	0	0	0	0	12.1	16	14	11	2	1	9	0	12	0	0	2.43	2	2.03
Diaz, Jairo	0	0	9.82	4	0	0	0	0	1	3.2	3	5	4	0	0	4	1	5	0	4	2	0	1.91
* Dunn, Mike	0	1	5.79	5	0	0	0	0	0	4.2	5	3	3	0	0	3	0	4	0	0	0.5	1	1.71
Estevez, Carlos	0	1	6.35	28	0	0	0	1	2	28.1	37	21	20	6	1	11	0	35	0	2	1.14	1	1.69
Flemer, Matt	1	1	10.29	5	4	0	0	0	0	21.0	36	24	24	12	1	6	0	17	0	1	0.65	3	2
Gonzalez, Nelson	3	2	5.36	20	5	0	0	0	1	47.0	52	30	28	10	1	16	0	45	0	2	1.04	3	1.45
Gray, Jon	1	0	3.38	2	2	0	0	0	0	10.2	7	5	4	1	0	4	0	13	0	1	3	1	1.03
* Hessler, Keith	3	2	5.47	42	0	0	0	0	2	52.2	63	44	32	9	0	34	2	57	0	2	1.02	4	1.84
Hoffman, Jeff	6	8	4.94	21	21	0	0	0	0	105.2	105	60	58	9	3	47	0	102	1	3	1.16	11	1.44
Holman, David	5	5	5.25	20	8	0	0	0	0	72.0	81	48	42	12	7	26	1	36	2	8	1.48	11	1.49
* Holmberg, David	7	8	5.21	22	18	0	0	0	0	107.0	136	73	62	17	5	30	0	65	1	4	1.36	16	1.55
House, Austin	1	2	8.48	34	0	0	0	1	2	40.1	49	40	38	8	2	23	1	28	0	5	0.98	0	1.79
* Howard, Sam	3	8	5.06	21	21	0	0	0	0	96.0	106	55	54	13	4	34	0	80	1	0	0.99	10	1.46
Jensen, Chris	0	0	7.13	5	2	0	0	0	0	17.2	24	14	14	3	2	10	1	15	0	1	2.09	4	1.92
Johnson, DJ	3	5	3.90	50	0	0	0	18	23	55.1	56	27	24	5	2	15	1	84	0	1	1.2	5	1.28
Lambert, Peter	2	5	5.04	11	11	0	0	0	0	55.1	72	41	31	5	0	15	0	31	0	1	1.65	5	1.57
McGough, Scott	7	3	5.55	43	1	0	0	1	2	71.1	87	47	44	13	1	22	0	81	1	6	1.53	9	1.53
* Melotakis, Mason	0	0	12.60	16	0	0	0	0	0	15.0	27	24	21	4	1	11	0	6	0	2	0.95	2	2.53
* Musgrave, Harrison	0	1	3.48	8	3	0	0	0	0	16.2	23	12	10	2	1	6	0	18	0	0	1.38	1	1.74
Oberg, Scott	1	0	1.76	13	0	0	0	3	4	15.1	14	3	3	1	0	2	0	14	0	1	2.25	2	1.04
* Oberholzer, Brett	7	10	5.77	24	23	0	0	0	0	132.2	167	91	85	25	3	43	2	91	0	3	1.13	20	1.58
Pounders, Brooks	2	3	3.48	26	0	0	0	0	1	31.0	28	12	12	3	1	10	0	36	0	1	0.7	2	1.23
* Rosscup, Zac	0	0	1.08	10	0	0	0	0	0	8.1	4	2	1	0	0	3	0	9	0	1	1.13	0	0.84
* Rusin, Chris	0	0	5.40	3	0	0	0	0	0	3.1	3	2	2	0	0	2	0	1	0	0	1.25	1	1.5
Schlitter, Craig	0	1	3.60	3	0	0	0	0	0	5.0	6	4	2	1	0	2	0	2	0	0	2	1	1.6
Senzatela, Antonio	3	1	2.15	8	8	0	0	0	0	37.2	29	10	9	1	1	12	0	42	0	2	1.36	4	1.09
Shaw, Bryan	0	0	9.00	2	0	0	0	0	0	2.0	3	2	2	1	0	2	0	1	0	1	5	0	2.5
* Vasto, Jerry	2	1	3.16	37	0	0	0	3	4	37.0	32	18	13	3	0	18	0	44	0	2	1.5	3	1.35
Team Total	63	77	5.34	140	140	0	2	28	45	1217.0	1393	801	722	182	43	464	10	1081	7	62	1.53	131	1.53

KEY: * left-handed hitter/pitcher; # switch-hitter

2018 Colorado Rockies Minor League Review

Hartford Yard Goats (AA) • Eastern League (Eastern Division) • 65-72

The **Hartford Yard Goats** went 65-72 overall, 12-5 in the Eastern League Division, 12.5 Trenton ... went 33-36 at home and 32-36 on the road with a Connecticut professional baseball record attendance of 408,942 ... had 47 sellouts, including 19 consecutive sellouts.

EASTERN LEAGUE MID-SEASON ALL-STARS:

- **OF** **Yonathan Daza**
- **OF** **Sam Hilliard**
- **LHP** **Mitch Horacek**
- **RHP** **Matt Pierpont**
- **RHP** **Peter Lambert**

EASTERN LEAGUE POST-SEASON ALL-STAR:

- **RHP** **Matt Pierpont**

SIRIUS-XM ALL-STAR FUTURES GAME:

- **INF** **Brendan Rodgers**
- **RHP** **Jesus Tinoco**

EASTERN LEAGUE WEEKLY WINNERS:

- **INF** **Brendan Rodgers** - April 16-22 (.520, 4 2B, 1 HR, 6 RBI)

EASTERN LEAGUE PLAYER OF THE MONTH:

- **RHP** **Peter Lambert** - Named Player of the Month for June after going 5-0 with a 1.16 ERA ... worked at least seven innings in each start while holding opposing hitters to a .180 average for the month ... did not allow more than one earned run in any start.

PLAYER HIGHLIGHTS:

Ryan Castellani - Ranked tied for second in the Eastern League with 26 starts ... went 7-9 with a 5.49 ERA (134.1 IP, 82 ER).

Yonathan Daza - After being added to the Rockies' 40-man roster in the offseason, appeared in 54 games with Hartford ... batted .306 (67-for-219) with 18 doubles, two triples, four home runs and 29 RBI.

- Named a Mid-Season All-Star; his third consecutive season earning an All-Star nod.
- Had three stints on the disabled list ... was placed on the Rockies' 60-day disabled list on Sept. 4 with a left shoulder strain.

Garrett Hampson - Began the season with Hartford, batting .304 (45-for-148) with eight doubles, two triples, four home runs, 15 RBI and 19 stolen bases.

Sam Hilliard - Appeared in 121 games with Hartford, the second-most on the club ... batted .262 (114-for-435) with 22 doubles, three triples, nine home runs, 40 RBI and 23 stolen bases.

- Named a Mid-Season All-Star; his third consecutive season earning an All-Star nod.

Mitch Horacek - The ThunderRidge High School graduate, selected by the Rockies in the 2017 Rule 5 Draft, made 51 relief appearances and went 3-3 with a 2.20 ERA (61.1 IP, 15 ER).

- Named a Mid-Season All-Star; his second career All-Star selection (2015, Low-A Frederick).
- Ranked second in the Eastern League with 13 holds and third with 51 appearances.

Peter Lambert - Made 15 starts with Hartford before his promotion to Triple-A Albuquerque in July ... went 8-2 with a 2.23 ERA (92.2 IP, 23 ER), 12 walks and 75 strikeouts ... nine of his 15 starts were quality.

- Named a Mid-Season All-Star; his second career All-Star selection (2017, High-A Lancaster).
- Named the Eastern League Player of the Month in June.
- Pitched at least seven innings in each of his last three starts with Hartford, June 2-28

Brian Mundell - Batted .263 (116-for-441) with 25 doubles, one triple, seven home runs and 41 RBI in 128 games.

- Led the club in games, hits and doubles.

Matt Pierpont - Went 1-5 with 32 saves and a 1.95 ERA (60.0 IP, 13 ER) in 55 relief appearances.

- Named a Mid-Season and Post-Season All-Star, the only Yard Goat to be named to both teams.
- Led the Eastern League with 32 saves, 55 a

Roberto Ramos - Promoted to Hartford from High-A Lancaster in mid-June ... appeared in 61 games and hit 15 home runs, the second-most on the club.

- Hit two home runs in 10 games with Hartford, June 21-22.

Brendan Rodgers - Began the season with Hartford before his promotion to Albuquerque in August ... batted .275 (98-for-357) with 23 doubles, two triples, 17 home runs, 62 RBI and 12 stolen bases.

- Voted by the team as the Hitter of the Year and the club's Most Valuable Player ... led the club in home runs, RBI and total bases (176).
- Finished third in the league with a .493 slugging percentage.

Jesus Tinoco - Made 26 starts, going 9-12 with a 4.79 ERA (141.0 IP, 75 ER), 38 walks and 132 strikeouts.

- Ranked second in the Eastern League with 132 strikeouts, tied for second with 26 starts, third with an 8.43 strikeouts-per-inning pitched.

2018 Hartford Yard Goats Statistics

BATTING

BATTERS	AVG	G	AB	R	H	2B	3B	HR	RBI	TB	BB	IBB	SO	SB	CS	OBP	SLG	OPS
Bednar, Brandon	.283	55	173	20	49	5	1	5	15	71	14	0	35	2	1	.346	.410	.756
Bednar, Brandon	.279	86	272	28	76	15	2	7	29	116	16	0	54	2	2	.324	.426	.751
* Bugner, Tyler	.333	3	3	1	1	0	0	0	0	1	1	0	0	0	0	.500	.333	.833
Burcham, Scott	.263	53	175	22	46	9	0	2	15	61	17	1	51	6	5	.328	.349	.677
* Carrizales, Omar	.229	90	279	34	64	16	2	7	31	105	22	0	76	11	2	.289	.376	.666
Daza, Yonathan	.306	54	219	27	67	18	2	4	29	101	7	0	24	4	5	.330	.461	.792
Hampson, Garrett	.304	38	148	28	45	8	2	4	15	69	21	0	17	19	1	.391	.466	.857
* Hilliard, Sam	.262	121	435	58	114	22	3	9	40	169	41	2	151	23	14	.327	.389	.716
Jones, Mylz	.250	117	404	49	101	19	3	10	35	156	14	0	94	10	5	.275	.386	.661
Metzler, Ryan	.229	98	292	34	67	16	0	8	37	107	31	0	86	14	4	.306	.366	.672
* Molina, Nelson	.204	49	142	17	29	9	0	2	12	44	6	3	34	0	1	.236	.310	.546
Mundell, Brian	.263	128	441	49	116	25	1	7	41	164	53	0	77	1	3	.345	.372	.717
* Nunez, Dom	.222	92	324	34	72	12	0	9	42	111	46	3	73	8	6	.320	.343	.663
Perkins, Robbie	.214	5	14	1	3	0	0	0	0	3	2	0	5	0	1	.353	.214	.567
Phillips, Anthony	.250	6	20	4	5	0	0	3	9	14	3	0	5	1	0	.348	.700	1.048
Rabago, Chris	.213	66	202	22	43	14	2	4	23	73	22	1	52	9	1	.292	.361	.653
* Ramos, Roberto	.231	61	199	26	46	9	0	15	34	100	26	0	75	2	1	.320	.503	.823
Rodgers, Brendan	.275	95	357	49	98	23	2	17	62	176	30	1	76	12	3	.342	.493	.835
Rodgers, Wes	.200	54	175	17	35	4	1	2	15	47	15	0	44	14	4	.269	.269	.538
Tidback, Sam	.263	12	38	4	10	2	0	0	4	12	3	0	10	0	1	.317	.316	.633
Wall, Forrest	.206	46	170	27	35	6	1	6	12	61	17	0	42	8	3	.289	.359	.648
Weeks, Drew	.239	31	109	13	26	3	1	3	11	40	8	0	32	2	0	.288	.367	.655
Wernes, Bobby	.242	12	33	4	8	2	1	0	6	12	1	0	11	0	0	.250	.364	.614
Team Total	.245	137	4459	548	1094	224	23	117	494	1715	405	11	1121	146	61	.312	.385	.696

PITCHING

PITCHERS	W	L	ERA G	GS	CG	SHO	SV	SVO	IP	H	R	ER	HR	HB	BB	IBB	SO	BK	WP	GO/AO	DP	WHIP
Castellani, Ryan	7	9	5.49	26	26	0	0	0	134.1	135	86	82	15	10	70	0	91	1	2	0.89	13	1.53
Cozart, Logan	8	5	2.23	54	0	0	2	2	68.2	54	20	17	6	0	16	2	62	0	1	0.53	1	1.02
Duncan, Frank	3	4	4.84	16	10	0	0	0	61.1	63	35	33	7	5	21	0	24	1	1	1.00	9	1.37
French, Parker	1	4	7.95	27	8	0	0	0	60.0	79	55	53	7	3	42	0	28	2	5	1.01	9	2.02
Garcia, Jason	2	1	9.64	15	0	0	0	1	18.2	27	23	20	3	1	15	1	17	0	3	1.00	3	2.25
Garcia, Rico	6	2	2.28	11	11	0	0	0	67.0	54	19	17	8	4	20	0	61	0	1	0.91	6	1.1
Gonzalez, Rayan	0	1	5.19	19	0	0	0	2	17.1	19	11	10	4	1	8	0	17	1	0	1.19	1	1.56
Griggs, Scott	4	0	3.47	49	0	0	4	6	57.0	52	25	22	6	5	22	0	63	0	4	0.98	5	1.3
* Grills, Evan	4	5	3.90	16	16	0	0	0	85.1	89	38	37	8	7	16	0	81	0	3	1.11	9	1.23
Holder, Heath	0	1	13.50	1	0	0	0	0	1.1	3	2	2	1	0	0	0	0	0	0	0.33	0	2.25
* Horacek, Mitch	3	3	2.20	51	0	0	2	4	61.1	50	17	15	3	1	27	0	75	0	3	0.50	6	1.26
Humphreys, Reid	0	1	3.18	7	0	0	0	4	5	5.2	3	3	2	0	0	7	0	0	0	1.25	1	1.76
Jensen, Chris	1	2	10.13	7	3	0	0	1	18.2	36	23	21	5	1	10	0	12	0	0	0.78	2	2.46
Lambert, Peter	8	2	2.23	15	15	1	0	0	92.2	80	25	23	6	3	12	0	75	0	2	1.27	10	0.99
Magliaro, Marc	3	4	4.44	36	0	0	0	1	48.2	49	32	24	6	2	15	1	51	0	4	0.59	3	1.32
* Moran, Brian	0	1	2.42	19	0	0	0	1	22.1	15	7	6	1	3	7	0	32	0	0	0.94	0	0.99
* Nolin, Sean	2	2	4.24	29	3	0	0	1	40.1	42	20	19	4	2	15	0	45	1	2	0.85	3	1.41
Pierpont, Matt	1	5	1.95	55	0	0	32	34	60.0	44	19	13	3	3	21	1	77	0	2	0.98	3	1.08
Schlitter, Craig	0	1	5.01	22	3	0	0	1	2	46.2	47	26	10	1	19	0	40	1	1	0.43	5	1.41
* Schuh, Max	0	0	7.50	9	0	0	0	0	6.0	5	5	5	0	2	9	0	4	0	0	2.25	0	2.33
Tinoco, Jesus	9	12	4.79	26	26	1	1	0	141.0	149	77	75	23	1	38	0	132	0	6	0.82	7	1.33
* Wynkoop, Jack	3	7	6.58	16	16	0	0	0	80.2	124	63	59	11	2	16	0	37	0	3	0.91	8	1.74
Team Total	65	72	4.38	137	2	9	45	60	1195.0	1219	631	581	137	57	426	5	1031	7	43	1.12	104	1.38

KEY: * left-handed hitter/pitcher; # switch-hitter

2018 Colorado Rockies Minor League Review

Lancaster JetHawks (A) • California League (Southern Division) • 70-70

The Lancaster JetHawks 70, ... s 23-year history that they ... y .500 ... went 37-33 in the second half of the season to make the playoffs, their seventh consecutive making the playoffs, the longest active streak in the e South Division Finals to Rancho Cucamonga, 3-1.

CALIFORNIA LEAGUE MID-SEASON ALL-STARS:

- **OF Vince Fernandez**
- **RHP Rico Garcia**
- **RHP Heath Holder**
- **RHP Reid Humphreys**
- **RHP Justin Lawrence**
- **INF Roberto Ramos**
- **INF Alan Trejo**
- **INF Colton Welker**

CALIFORNIA LEAGUE POST-SEASON ALL-STARS:

- **OF Vince Fernandez**
- **RHP Rico Garcia**
- **RHP Reid Humphreys**
- **INF Colton Welker**

CALIFORNIA LEAGUE WEEKLY WINNERS:

- **INF Colton Welker** - April 5-15 (.433, 13 R, 4 2B, 3 HR, 10 RBI, 11 BB)
- **INF Roberto Ramos** - April 30-May 6 (.556, 3 2B, 3B, 5 HR, 14 RBI)
- **OF Vince Fernandez** - May 14-20 (.370, 3 2B, 3B, 3 HR, 6 RBI, 8 R)

CALIFORNIA LEAGUE PLAYER OF THE MONTH:

- **INF Roberto Ramos** - Named the Player of the Month for May ... hit .345 and led the California League in home runs (nine), RBI (23), extra-base hits (17), total bases (64) and slugging percentage (.762) ... started the month with a four-game home run streak and homered in six ven games ... recorded a hit in 18 of 24 games in the month with eight multi-hit games.

PLAYER HIGHLIGHTS:

Vince Fernandez - Appeared in 117 games and batted .265 with 82 runs, 25 doubles, eight triples, 24 home runs, 75 RBI and 10 stolen bases.

- Tied for the league lead with 24 home runs and ranked sixth with 75 RBI.
- Named a Mid-Season and Post-Season All-Star.

Rico Garcia - Made 15 starts with the JetHawks before his promotion to Double-A Hartford in late June ... went 7-7 with a 3.42 ERA (100.0 IP, 38 ER), 22 walks and 101 strikeouts.

- Named a Mid-Season and Post-Season All-Star.

Carlos Herrera - Played in a career-high 106 games and batted .278 (111-for-399) ... recorded a career-high eight triples, which ranked tied for third in the league.

- His 50 RBI and 25 walks were also career-highs.

Reid Humphreys - Made 35 relief appearances with Lancaster before his promotion to Hartford in late July ... went 2-0 with 22 saves in 23 opportunities and a 1.83 ERA (34.1 IP, 7 ER).

- Named a Mid-Season and Post-Season All-Star.
- Led the league with 22 saves.

Manuel Melendez - Recorded a career-high 11 triples, which rank AL League ... his 119 games were a career-best (previous: 115 in 2017).

- In 62 home games, batted .321 (84-for-262) with 11 doubles, seven triples, four home runs and 38 RBI with a .364 on-base percentage.

Tyler Nevin - Played in a career-high 100 games and batted .328 (124-for-378) with a career-high 25 doubles, one triple and a career-high 13 home runs ... also had a career-high 34 walks.

- His .328 batting average ranked second-most in the California League.

Alan Trejo - Batted .278 (125-for-449) with 28 doubles, four triples, 10 home runs and 67 RBI over a career-high 114 games.

- Named a Mid-Season All-Star.

Forrest Wall - Split his season between High-A Lancaster and Double-A Hartford before being traded on July 26 ... in 47 games with Lancaster, batted .305 (62-for-203) with 11 doubles, e triples and three home runs.

- Traded to the Toronto Blue Jays on July 26 along with INF Chad Spanberger in exchange for right-handed pitcher Seunghwan Oh.

Colton Welker - His .333 (151-for-454) batting average led the California League ... reached career-highs in games played (114), doubles (32), home runs (13), RBI (82) and walks (42).

- His career-high 151 hits rank AL League and his 82 RBI ranked fourth-most.

2018 Lancaster JetHawks Statistics

BATTING

BATTERS	AVG	G	AB	R	H	2B	3B	HR	RBI	TB	BB	IBB	SO	SB	CS	OBP	SLG	OPS
* Abreu, Willie	.266	65	252	41	67	12	2	7	27	104	20	0	62	19	9	.322	.413	.735
Bosikovic, Jacob	.159	42	151	12	24	1	0	4	17	37	12	0	66	6	3	.247	.245	.492
* Boswell, Bret	.322	30	118	28	38	5	1	10	28	75	13	0	41	2	0	.388	.636	1.024
Castro, Luis	.354	27	96	18	34	10	0	3	13	53	5	0	24	0	1	.431	.552	.983
Diaz, Joel	.268	57	209	19	56	10	0	3	30	75	19	1	45	1	0	.336	.359	.695
* Fernandez, Vince	.265	117	423	82	112	25	8	24	75	225	65	2	172	10	5	.370	.532	.902
George, Max	.209	98	297	61	62	15	3	14	42	125	44	0	87	27	6	.344	.421	.765
* Herrera, Carlos	.278	106	399	63	111	21	8	6	50	166	25	1	103	15	11	.322	.416	.738
* Linkous, Steven	.260	44	150	21	39	7	1	0	19	48	15	0	49	13	3	.331	.320	.651
* Melendez, Manuel	.291	119	499	76	145	18	11	5	66	200	25	0	81	17	16	.328	.401	.729
Nevin, Tyler	.328	100	378	59	124	25	1	13	62	190	34	0	77	4	3	.386	.503	.889
* Ramos, Roberto	.304	60	214	44	65	15	3	17	43	137	32	4	65	3	1	.411	.640	1.051
Rogers, Wes	.286	52	185	30	53	8	0	6	34	79	17	0	48	10	3	.345	.427	.772
Serven, Brian	.268	83	291	53	78	22	3	12	46	142	23	0	68	1	1	.326	.488	.814
* Stephens, Brett	.148	8	27	2	4	1	2	0	2	9	1	0	6	0	0	.179	.333	.512
Trejo, Alan	.278	114	449	65	125	28	4	10	67	191	31	0	113	3	6	.329	.425	.755
* Wall, Forrest	.305	47	203	43	62	11	5	3	19	92	23	0	47	20	8	.382	.453	.835
Welker, Colton	.333	114	454	74	151	32	0	13	82	222	42	2	103	5	1	.383	.489	.872
Team Total	.282	140	4795	791	1350	266	52	150	722	2170	446	10	1257	156	77	.350	.453	.802

PITCHING

PITCHERS	W	L	ERA	G	GS	CG	SHO	SV	SVO	IP	H	R	ER	HR	HB	BB	IBB	SO	BK	WP	GO/AO	DP	WHIP
Baker, Bryan	4	2	3.80	43	0	0	0	1	3	45.0	47	36	19	7	1	34	0	58	0	1	1.30	5	1.80
* Bowden, Ben	4	2	4.17	34	0	0	0	2	36.2	35	21	17	6	0	15	0	53	0	4	0.54	1	1.36	
* Culbreth, Ty	6	8	5.87	21	21	0	0	0	122.2	162	87	80	23	1	25	0	98	1	7	0.84	10	1.52	
Dennis, Matt	8	13	5.59	28	28	0	0	0	153.0	195	105	95	24	6	48	0	128	0	8	0.99	13	1.59	
Diaz, Jairo	0	1	5.79	5	0	0	0	0	4.2	2	3	3	0	1	4	0	3	0	0	0.43	0	1.29	
* Dunn, Mike	0	0	0.00	1	0	0	0	0	1.0	0	0	0	0	0	1	0	2	0	0	0.00	0	1.00	
Garcia, Rico	7	7	3.42	16	15	0	0	0	100.0	99	42	38	12	2	22	0	101	0	4	1.10	8	1.21	
Gold, Brandon	9	9	5.44	27	27	0	0	0	154.0	204	101	93	20	3	32	0	121	0	6	1.30	19	1.53	
Gonzalez, Rayan	0	0	6.75	3	0	0	0	0	2.2	3	2	2	0	0	0	0	2	0	0	2.00	0	1.13	
Guillen, Alexander	3	3	4.15	51	0	0	0	1	2	65.0	58	32	30	7	1	27	0	81	0	7	1.16	6	1.31
Hill, David	2	4	4.58	7	7	0	0	0	35.1	35	18	5	2	11	0	33	0	3	1.34	2	1.30		
Hoffman, Jeff	0	0	6.00	1	1	0	0	0	3.0	5	2	2	0	1	0	0	2	0	0	1.00	1	1.67	
Holder, Heath	9	1	3.42	45	3	0	0	1	84.1	60	37	32	6	4	30	0	117	0	6	0.55	4	1.07	
Humphreys, Reid	2	0	1.83	35	0	0	0	22	23	34.1	22	10	7	1	13	0	51	0	1	1.32	2	1.02	
Justo, Salvador	4	1	5.93	43	0	0	0	0	57.2	61	40	38	6	6	24	0	47	1	10	0.75	4	1.47	
Killian, Trey	0	2	9.75	6	6	0	0	0	24.0	36	26	26	2	1	28	0	15	0	5	0.50	3	2.67	
Lawrence, Justin	0	2	2.65	55	0	0	0	11	15	54.1	36	18	16	2	3	27	0	62	1	2	2.28	9	1.16
Longwith, Logan	4	5	6.52	19	19	0	0	0	89.2	105	70	65	17	4	40	0	62	0	4	0.81	6	1.62	
Oakley, Kenny	0	5	7.17	30	0	0	0	1	2	47.2	64	46	38	7	4	26	0	42	0	0	0.73	3	1.89
Oberg, Scott	0	0	0.00	1	0	0	0	0	1.0	0	0	0	0	0	1	0	2	0	0	1.00	0	1.00	
Pena, Juan	4	1	6.48	37	1	0	0	0	3	41.2	68	33	30	6	1	14	0	39	0	13	1.24	3	1.97
Santos, Antonio	4	3	5.21	12	12	0	0	0	65.2	74	44	38	15	0	21	0	56	2	0	0.65	4	1.45	
Tyler, Robert	0	1	9.64	12	0	0	0	0	2	9.1	17	11	10	2	0	5	0	5	0	0	1.22	2	2.36
Team Total	70	70	5.08	140	140	0	3	36	54	1232.2	1388	784	696	168	42	448	0	1180	5	81	1.22	105	1.49

KEY: * left-handed hitter/pitcher; # switch-hitter

2018 Colorado Rockies Minor League Review

Asheville Tourists (Low-A) • South Atlantic League Southern • 64-73

The Asheville Tourists

record of 64-73, after winning only thr 16 games ... Manager Robinson Cancel recorded his 100th career win as a professional manager ... the Tourists recorded the second-best batting average (.260) in the South Atlantic League and rank with a .429 slugging percentage ... Asheville had a 48-2 record when leading after six innings

SOUTH ATLANTIC LEAGUE MVP:

- **OF Casey Golden** - Led the league in home runs (34), RBI (95), runs scored (92), extra-base hits (60) and total bases (259).

SOUTH ATLANTIC LEAGUE BATTING CHAMPION:

- **INF Chad Spanberger** - Received the SAL batting title after batting .315 (110-for-349) in 92 games with Asheville.

SOUTH ATLANTIC LEAGUE MID-SEASON ALL-STARS:

- **OF Casey Golden**
- **INF Bret Boswell**
- **INF Chad Spanberger**

SOUTH ATLANTIC LEAGUE POSTSEASON ALL-STARS:

- **OF Casey Golden**
- **INF Bret Boswell**
- **INF Chad Spanberger**

SOUTH ATLANTIC LEAGUE PLAYERS OF THE WEEK:

- **INF Chad Spanberger** - May 28- June 3 (.450, 2B, 3B, 4 HR, 6 RBI, 5 R, 2 SB)
- **INF Bret Boswell** - May 21-27 (.452, 3 2B, 3B, HR, 4 RBI, 6 R, SB)
- **INF Chad Spanberger** - July 2-8 (.542, 2 2B, 3B, 3 HR, 9 RBI, 8 R, 2 SB)
- **INF Casey Golden** - Aug. 13-19 (.458, 3 2B, 3B, 2 HR, 8 RBI, 6 R, SB)
- **INF Todd Czinege** - Aug. 20-26 (.348, 4 HR, 8 RBI, 6 R)

SOUTH ATLANTIC LEAGUE PLAYER OF THE MONTH:

- **OF Casey Golden** - Named Player of the Month for August ... batted .316 (30-for-95) with seven doubles, two triples, nine home runs, 26 RBI and 11 walks ... led the South Atlantic League in runs (24), extra-base hits (18), total bases (68), home runs (nine), RBI (26), slugging percentage (.716), OPS (1.147) and hit by pitch (nine).

PLAYER HIGHLIGHTS:

Sean Bouchard - Batted .257 (119-for-463) with 34 doubles, two triples, 14 home runs, 75 RBI and 41 walks in a team-high 125 games.

- Led the South Atlantic League with 25 doubles and ranked tied for second in RBI (75).

Bret Boswell - Spent a majority of the season with Low-A Asheville before being promoted to High-A Lancaster on July 30 ... batted .288 (109-for-379) in 97 games with Asheville.

- Recorded four triples, tied for most on the team.

Tommy Doyle - Recorded a career-high seven wins and made a career-high 52 appearances ... his 18 saves rank Atlantic League.

- His eight holds ranked second-most in the league.

Lucas Gilbreath - His career-high seven wins ranked second-most on the team ... appeared in a career-high 26 games, including 21 starts.

- His career-high 119 strikeouts ranked second-most on the team.

Casey Golden - Played in a career-high 124 games with the Tourists ... led the team in runs (92), hits (128), home runs (34), RBI (95) and stolen bases (24).

- Named Mid-Season and Post-Season All-Star and received Player of the Month award for August.
- Was named South Atlantic League MVP.

Erick Julio - Appeared in a career-high 34 games, which are tied for four season 3-0 with a 1.86 ERA (53.1 IP, 11 ER) in 24 relief appearances.

- His 103 strikeouts ranked fourth on the team.

Matt McLaughlin - Hit 19 of his 23 doubles in the year with a 17-game reach-base streak.

- Batted .263 (92-for-350) with 35 runs, 23 doubles, two triples, four home runs, 48 RBI and 31 walks.

Garrett Schilling - Finished the season with a team high eight wins and a 3.84 ERA (144.1 IP, 62 ER) ... was the only star 4.00.

- His 144.1 IP ranked second-most in the league and his 136 strikeouts rank
- Recorded 16 pickoffs, which led the SAL.

Taylor Snyder - In his second full season with Asheville, batted .264 (75-for-284) with 33 runs, 22 doubles, three triples, eight home runs and 39 RBI in 84 games.

- His 22 doubles ranked third-most of the team, while his 24 walks rank

Chad Spanberger - Appeared in 92 games with Asheville and batted a league-leading .315 (110-for-349) over that span ... was traded on July 26 to the Toronto Blue Jays along with INF Forrest Wall in exchange for right-handed pitcher Seunghwan Oh.

- Ranked second-most on the team in slugging percentage (.579), batting average (.315) and on-base percentage (.942) ... his 75 RBI ranked tied for second in the South Atlantic League.
- Named a Mid-Season and Post-Season All-Star and received two Player of the Week honors.
- Named the SAL batting champion.

Ryan Vilade - Professional season, average after appearing in a career-high 124 games ... hit .310 in the second-half with a .370 on-base percentage.

- His .298 (70-for-235) on the road led the team.
- Recorded a team-leading 49 walks, which were tied for sixth-most in the South Atlantic League.

2018 Asheville Tourists Statistics

BATTING

BATTERS	AVG	G	AB	R	H	2B	3B	HR	RBI	TB	BB	IBB	SO	SB	CS	OBP	SLG	OPS
# Bernard, Austin	.185	58	184	28	34	7	1	5	13	58	21	0	58	1	2	.286	.315	.601
* Boswell, Bret	.288	97	379	69	109	20	4	17	50	188	21	1	103	7	5	.331	.496	.827
Bouchard, Sean	.257	125	463	77	119	34	2	14	75	199	41	0	128	22	9	.324	.430	.754
* Bugner, Tyler	.211	54	166	17	35	2	1	0	9	39	14	0	29	8	4	.276	.235	.511
Cunningham, Kyle	.000	1	2	0	0	0	0	0	0	0	0	0	0	0	0	.500	.000	.500
Czinege, Todd	.320	49	181	34	58	15	2	13	39	116	11	1	50	4	2	.369	.641	1.010
Golden, Casey	.278	124	461	92	128	23	3	34	95	259	38	1	180	24	8	.359	.562	.921
Gonzalez, Hidekel	.129	19	62	5	8	1	0	0	2	9	4	0	18	0	0	.214	.145	.359
* Hearn, Matt	.271	31	129	18	35	3	1	0	10	40	12	0	23	6	5	.333	.310	.643
* Linkous, Steven	.296	24	81	12	24	4	1	0	4	30	9	0	22	9	5	.387	.370	.757
* Marcelino, Ramon	.221	113	429	46	95	16	4	22	68	185	12	0	116	4	3	.249	.431	.680
McLaughlin, Matt	.263	98	350	35	92	23	2	4	48	131	31	0	65	8	13	.338	.374	.713
* Mendoza, Shael	.251	60	235	30	59	6	2	2	13	75	7	0	64	12	7	.272	.319	.591
Moberg, Jeff	.205	23	78	13	16	8	1	2	11	32	4	1	30	1	0	.239	.410	.649
Motley, Nic	.239	36	117	16	28	5	0	6	13	51	7	1	40	1	1	.305	.436	.741
Perkins, Robbie	.234	27	94	6	22	2	0	2	6	30	3	0	23	1	0	.258	.319	.577
Snyder, Taylor	.264	84	284	33	75	22	3	8	39	127	24	0	87	8	6	.324	.447	.771
* Spanberger, Chad	.315	92	349	65	110	20	3	22	75	202	20	4	82	16	4	.363	.579	.942
* Stephens, Brett	.205	13	39	7	8	0	1	0	5	10	3	0	6	1	0	.273	.256	.529
Vilade, Ryan	.274	124	457	77	125	20	4	5	44	168	49	1	96	17	13	.353	.368	.720
Team Total	.260	137	4540	680	1180	231	35	156	619	1949	331	10	1220	150	87	.321	.429	.750

PITCHING

PITCHERS	W	L	ERA	G	GS	CG	SHO	SV	SVO	IP	H	R	ER	HR	HB	BB	IBB	SO	BK	WP	GO/AO	DP	WHIP
Agis, Michael	0	0	0.00	1	0	0	0	0	0	1.00	0	0	0	0	0	0	0	0	0	0	2.00	0	0.00
* Bowden, Ben	3	0	3.52	15	0	0	0	0	2	15.1	17	6	6	2	1	5	0	25	0	1	0.67	1	1.43
Bunal, Mike	0	1	5.73	10	0	0	0	1	1	11.0	16	7	7	1	0	5	0	4	0	2	1.50	3	1.91
Ceja, Moises	2	2	4.05	17	0	0	0	0	1	26.2	31	15	12	1	1	7	1	26	0	5	0.66	4	1.43
Doyle, Tommy	7	6	2.31	52	0	0	0	18	25	58.1	52	29	15	2	3	12	0	66	0	6	1.39	3	1.10
* Eusebio, Breiling	0	1	4.82	3	0	0	0	0	0	9.10	12	5	5	1	1	3	0	11	0	1	0.45	0	1.61
Gaddis, Will	6	6	5.04	23	23	0	0	0	0	121.1	139	74	68	13	4	32	0	82	0	9	1.16	7	1.41
* Gilbreath, Lucas	7	8	5.04	26	21	1	0	2	2	116.0	133	72	65	9	11	24	0	119	0	10	0.86	3	1.35
Harris, Nate	2	1	3.86	40	2	0	0	2	5	70.0	76	31	30	7	4	7	0	81	3	2	0.87	2	1.19
Hathcock, Colton	0	1	40.50	3	0	0	0	0	0	2.00	10	10	9	0	0	4	0	2	0	0	0.67	0	7.00
Julio, Erick	4	4	3.99	34	10	0	0	1	1	97.0	90	48	43	10	9	25	0	103	1	9	1.12	8	1.19
* Kennedy, Nick	4	13	7.09	27	23	0	0	0	1	124.1	180	108	98	30	4	37	0	116	3	10	1.05	11	1.75
Lorenzini, Braxton	4	0	2.57	23	0	0	0	1	2	28.0	24	12	8	1	4	16	0	37	0	5	0.83	1	1.43
Moore, Austin	1	3	4.40	36	0	0	0	0	2	45.0	55	30	22	2	3	12	2	41	0	4	1.50	5	1.49
Oakley, Kenny	0	1	12.00	2	0	0	0	0	0	3.00	5	4	4	0	1	0	0	2	0	1	2.00	0	1.67
Parra, Frederis	4	4	4.73	11	11	0	0	0	0	64.0	91	37	34	3	3	12	0	42	1	5	0.95	3	1.59
Pint, Riley	0	1	81.00	1	0	0	0	0	0	0.10	2	5	3	0	0	2	0	0	0	1	1.00	0	12.00
Roberts, Hayden	4	0	1.38	21	0	0	0	0	1	26.0	18	8	4	0	0	8	0	20	0	2	1.40	2	1.00
Santos, Antonio	1	10	4.48	15	15	0	0	0	0	86.1	100	56	43	8	3	12	0	86	0	7	1.36	5	1.30
Schilling, Garrett	8	5	3.87	26	25	0	0	0	0	144.1	156	74	62	16	9	45	0	135	0	5	0.75	5	1.39
Tyler, Robert	4	2	3.99	34	0	0	0	8	11	38.1	37	24	17	5	0	7	0	52	0	6	3.19	2	1.15
Valdespina, Justin	2	3	7.19	18	3	0	0	0	0	41.1	53	35	33	4	6	25	0	33	1	8	2.29	5	1.89
Watson, Derrik	1	1	4.93	28	0	0	0	0	1	34.2	38	19	19	5	2	21	0	36	0	3	1.10	2	1.70
* Williams, Hunter	0	0	1.93	12	0	0	0	1	3	14.0	16	9	3	3	1	2	0	12	0	0	1.07	0	1.29
Team Total	64	73	4.64	137	137	1	4	34	58	1178.1	1351	718	608	123	70	323	3	1131	9	102	1.39	72	1.42

KEY: * left-handed hitter/pitcher, # switch-hitter

2018 Colorado Rockies Minor League Review

Boise Hawks (Short-Season A) • Northwest League South • 35-41

The Boise Hawks went 35-41, **11th** overall in the four-team South Division in the Northwest League ... went **11th** in the league with 368 runs scored but allowed 396 runs, second-most in the league.

NORTHWEST LEAGUE PLAYER OF THE WEEK:

- **RHP Pearson McMahan** - July 22 - NWL Pitcher of the Week

PLAYER HIGHLIGHTS:

Luis Castro - Appeared in 30 games with Boise before being promoted on July 21 to the Lancaster JetHawks ... in 30 games with the Hawks, batted .349 (37-for-106) with seven doubles, two triples, **10** home runs and 32 RBI.

- Led the team with a 1.035 OPS, a .594 slugging percentage and a .441 on-base percentage.

Luke Byrd - Made a career-high 10 starts and appeared in a career-high 16 games ... his 60.0 innings pitched and 53 strikeouts ranked second-most on the team.

- His 53 strikeouts ranked 10th-most in the league.

Danny Edgeworth - In his second full season with Boise, batted .255 (55-for-216) with a career-high 216 at-bats ... his 15 career-high doubles, ranked second-most on the team.

- Recorded 34 RBI, which ranked second-most on the team.

Peyton Gray - Went 4-0 with a 2.11 ERA (21.1 IP, 5 runs allowed) in his professional season ... his four wins were tied for the team lead.

- Recorded 36 strikeouts, which ranked 10th-most on the team.
- Signed as a Minor League free agent on June 26.

Cade Harris - Selected in the 10th round of the 2018 First-Year Player Draft, batted .249 (51-for-205) with 40 runs, six doubles, one triple, eight home runs and 25 RBI.

- His 40 runs rank second-most on the team and his 13 stolen bases ranked third.

LJ Hatch - Began the season with Grand Junction before being promoted to Boise on July 23 ... played in 42 games with the Hawks and batted .258 (41-for-159) with six doubles, three triples, two home runs and 20 RBI.

- Reached career-highs in runs (26), total bases (59), doubles (6), triples (3), home runs (2), RBI (20) and walks (11).

Matt Hearn - Began the season with the Hawks before being promoted to Asheville on June 15 ... in 36 games with the Hawks, batted a team-leading .377 (57-for-151) with a career-high 57 hits and four triples.

- Tied for second on the team with a .877 OPS.

Daniel Jipping - Played in a career-high 59 games and batted .285 (59-for-207) with 10 doubles, two triples, 10 home runs, 33 RBI and 29 walks.

- His 10 home runs rank 10th-most on the team.
- His 29 walks, 15 stolen bases and 59 hits all rank second-most, while his 33 RBI rank third.

Aubrey McCarty - Played in his second full season with Boise ... in 34 games, batted .205 (24-for-117) with nine runs, **10** doubles, one home run and career-high 10 RBI.

- Recorded a career-high **10** home run on July 21.

Pearson McMahan - Recorded a career-high three wins, **10** career win on June 25 ... reached career-highs in games (15), games started (14), innings pitched (68.2) and strikeouts (62).

- His 14 starts, 68.2 innings and 62 strikeouts led the team.
- Ranked third in the Northwest League in innings pitched and sixth with 62 strikeouts.

Luke Morgan - Selected in the 20th round of the 2018 First-Year Player Draft, he batted .312 (81-for-260) in his professional season.

- Led the team with 260 at-bats, 46 runs, 81 hits, 17 doubles, seven triples, 39 RBI and 16 stolen bases.
- His seven triples led the Northwest League, while his 260 at-bats ranked third-most, and his 46 runs and 81 hits ranked fourth.

PJ Poulin - Selected in the 11th round of the 2018 First-Year Player Draft out of University of Connecticut ... went 1-3 with a 1.96 ERA (23.0 IP, 5 ER) in 24 games, which ranked second-most on the team.

- Recorded a team-high seven saves and 19 games saved.

Justin Valdespina - Finished the season with Boise and recorded a team-high four wins ... between Asheville and Boise, he recorded a career-high six wins.

- His 45.0 innings pitched ranked fourth on the team.

Jefry Valdez - Recorded a career-high three wins in a team-high 27 games ... went 3-1 with a 5.82 ERA (34.0 IP, 22 ER) with nine walks and 45 strikeouts.

- His 45 strikeouts ranked third-most on the team and his 16 games ranked second-most.

Terrin Vavra - A third-round pick out of University of Minnesota in the 2018 First-Year Player Draft, batted .302 (51-for-169) with 22 runs, eight doubles, four triples, four home runs and 26 RBI.

- His batting average ranked fourth-most on the team and his 26 RBI rank 10th-most.

2018 Boise Hawks Statistics

BATTING

BATTERS	AVG	G	AB	R	H	2B	3B	HR	RBI	TB	BB	IBB	SO	SB	CS	OBP	SLG	OPS
Anderson, Cole	.249	59	209	26	52	6	3	0	14	64	22	0	66	9	10	.329	.306	.635
# Bernard, Austin	.231	34	121	17	28	8	0	3	16	45	14	0	39	0	0	.312	.372	.683
* Boswell, Bret	.293	54	229	46	67	8	5	11	42	118	15	0	55	3	3	.339	.515	.854
Bouchard, Sean	.290	39	155	31	45	11	0	6	27	74	25	0	41	6	2	.390	.477	.868
Cardullo, Stephen	.242	8	33	8	8	2	0	1	5	13	5	0	5	0	1	.342	.394	.736
Castro, Luis	.286	25	105	15	30	7	1	2	25	45	6	0	20	3	1	.327	.429	.756
Correa, Christian	.083	4	12	0	1	0	0	0	1	1	1	0	1	0	0	.154	.083	.237
* Edgeworth, Danny	.303	61	234	32	71	14	0	3	47	94	21	0	56	6	1	.363	.402	.765
Gonzalez, Hidekel	.272	28	114	19	31	6	1	4	17	51	1	0	37	1	1	.291	.447	.738
Hale, Conner	.224	14	49	3	11	2	0	0	1	13	5	0	15	1	2	.296	.265	.562
Hatch, LJ	.221	17	68	7	15	2	0	0	4	17	5	0	9	1	1	.284	.250	.534
Haynie, Will	.172	16	58	5	10	2	1	1	5	17	1	0	33	0	0	.186	.293	.480
Jipping, Daniel	.233	51	193	33	45	4	2	11	31	86	21	1	65	5	1	.326	.446	.771
* Linkous, Steven	.308	63	250	50	77	5	1	1	24	87	39	2	54	37	16	.409	.348	.757
# McCarty, Aubrey	.207	38	145	13	30	6	0	0	6	36	12	0	40	2	2	.275	.248	.523
McLaughlin, Matt	.305	51	200	36	61	13	0	1	20	77	31	0	43	7	4	.402	.385	.787
Metzler, Ryan	.286	33	119	19	34	4	1	3	15	49	12	0	29	5	3	.348	.412	.760
Moss, J.B.	.255	46	165	26	42	10	1	7	30	75	14	0	50	5	2	.319	.455	.773
Nevin, Tyler	.233	6	30	4	7	3	0	1	5	13	0	0	9	0	1	.233	.433	.667
* Piron, Jonathan	.235	9	34	5	8	0	0	3	7	17	4	0	7	1	0	.316	.500	.816
* Rodriguez, Jose G.	.179	14	39	5	7	0	0	0	5	7	4	0	10	1	0	.250	.179	.429
Romero, Avery	.136	6	22	3	3	1	0	1	4	7	2	0	1	1	0	.200	.318	.518
Tidaback, Sam	.283	19	60	8	17	1	0	3	8	27	9	0	15	1	3	.384	.450	.834
Wernes, Bobby	.385	4	13	2	5	1	0	1	1	9	1	0	1	0	0	.429	.692	1.121
Team Total	.265	76	2657	413	705	116	16	63	360	1042	270	3	701	95	54	.338	.392	.731

PITCHING

PITCHERS	W	L	ERA	G	GS	CG	SHO	SV	SVO	IP	H	R	ER	HR	HB	BB	IBB	SO	BK	WP	GO/AO	DP	WHIP	
* Ausua, Miguel	0	3	6.02	16	8	0	0	0	1	40.1	54	37	27	4	4	12	0	26	0	2	1.39	3	1.64	
* Biechler, Reagan	0	0	0	4	0	0	0	0	0	4.1	4	0	0	0	0	1	0	3	0	0	2.67	1	1.15	
Bunal, Mike	3	0	3.04	14	0	0	0	0	0	26.2	27	10	9	2	4	7	0	26	0	1	1.27	3	1.28	
* Bush, Nick	2	3	4.34	9	9	0	0	0	0	37.1	48	18	18	2	0	10	0	28	0	2	1.17	5	1.55	
* Byrd, Alec	3	3	3	16	10	0	0	0	0	60	50	23	20	7	4	23	0	53	0	0	0.76	2	1.22	
Condreay, Joel	0	0	4.5	14	0	0	0	0	0	14	17	7	7	0	1	11	0	8	0	2	1.73	1	2	
Diaz, Jairo	1	0	2.25	4	0	0	0	0	0	4	3	1	1	0	0	1	0	3	1	0	9	0	1	
Gray, Peyton	4	0	2.11	16	0	0	0	0	0	21.1	12	6	5	3	1	3	0	36	0	2	1.33	0	0.7	
Hepple, Eric	1	0	2.48	22	0	0	0	0	2	29	29	10	8	2	1	7	0	27	0	2	1.19	1	1.24	
Johnson, Bobby	2	0	2.53	13	0	0	0	0	1	21.1	23	10	6	0	0	1	0	19	0	3	0.83	1	1.13	
Lackey, Shelby	1	3	1.6	21	0	0	0	1	1	33.2	23	10	6	1	1	10	0	32	0	3	1.78	5	0.98	
Lepore, Jesse	0	0	2.7	8	0	0	0	0	1	10	9	3	3	0	2	6	0	11	0	2	3	1	1.5	
McMahan, Pearson	3	5	6.03	15	14	0	0	0	0	68.2	92	54	46	7	3	33	0	62	2	9	0.67	2	1.82	
Medina, Javier	0	3	7.17	6	4	0	0	0	0	21.1	29	18	17	3	0	6	0	7	0	2	1	2	1.64	
Nikorak, Mike	0	0	4.32	9	2	0	0	0	0	8.1	7	4	4	0	0	11	0	10	0	3	2.25	0	2.16	
Ocando, Jeffri	1	5	6.23	13	13	0	0	0	0	56.1	84	47	39	11	3	14	0	41	1	4	1.19	9	1.74	
* Olivares, Keinter	2	4	6.09	19	0	0	0	0	0	34	44	28	23	6	1	13	0	26	1	7	1.03	0	1.68	
Parra, Frederis	1	1	4.41	3	3	0	0	0	0	16.1	22	8	8	1	0	2	0	10	0	2	0.71	1	1.47	
Pate, Colton	1	1	7.36	5	1	0	0	0	1	7.1	9	9	6	2	1	5	1	7	0	1	0.78	0	1.91	
Pint, Riley	0	2	1.13	3	3	0	0	0	0	8	4	2	1	0	0	9	0	8	1	2	0.86	1	1.63	
Polanco, Carlos	0	0	2.7	5	0	0	0	0	0	2.1	3	7	7	0	3	8	0	3	0	4	1	0	4.71	
* Poulin, PJ	1	3	1.96	24	0	0	0	0	7	7	23	15	10	5	0	1	10	0	33	0	4	0.85	0	1.09
Roberts, Hayden	0	0	1.29	7	0	0	0	4	4	7	3	1	1	0	0	0	9	0	0	2	1	0.43		
* Schmidt, Colten	0	1	10.8	9	0	0	0	0	1	10	17	12	12	2	0	5	1	10	0	1	1.83	1	2.2	
Schreiber, Brad	0	0	8.44	7	0	0	0	0	0	5.1	3	5	5	0	3	5	0	8	0	5	1.67	0	1.5	
* Todd, Reagan	0	1	7.2	5	0	0	0	0	1	5	7	4	4	0	0	2	0	6	0	0	2.5	0	1.8	
Valdespina, Justin	4	2	3	10	9	0	0	0	0	45	47	21	15	4	2	15	0	25	1	5	2.03	6	1.38	
Valdez, Jefry	3	1	5.82	27	0	0	0	4	6	34	48	27	22	2	3	9	1	45	0	7	1.65	3	1.68	
* Williams, Hunter	2	0	1.35	14	0	0	0	1	2	20	17	4	3	0	3	3	0	22	0	1	0.8	1	1	
Team Total	35	41	4.38	76	76	0	4	17	28	674	750	396	328	60	41	242	3	604	7	76	1.56	50	1.47	

KEY: * left-handed hitter/pitcher, # switch-hitter

2018 Colorado Rockies Minor League Review

Grand Junction Rockies (Rookie) • Pioneer League South • 43-33

The Grand Junction Rockies

trip to the Pioneer League Championship series in franchise history but were swept in two games by Great Falls ... went 43-33 in the regular season, 20-18

PIONEER LEAGUE MVP:

- **INF Coco Montes**

PIONEER LEAGUE POST-SEASON ALL-STARS:

- **INF Coco Montes**
- **INF Grant Lavigne**
- **RHP Alexander Martinez**

PIONEER LEAGUE MID-SEASON ALL-STARS:

- **INF Coco Montes**
- **OF Niko Decolati**

PIONEER LEAGUE PLAYER OF THE WEEK:

- **INF Coco Montes** - June 18-24 (.483, 3 2B, 2 HR, 6 RBI, 8 R, BB, SB)

PLAYER HIGHLIGHTS:

Reese Berberet - Drafted in the 17th round of the 2018 First-Year Player draft ... batted .228 (41-for-180) with 11 home runs, which are tied for the team lead.

Todd Czinege - Began the season with Grand Junction before being promoted to Asheville on July 2 ... in 14 games with the Rockies, batted .358 (19-for-53) with 14 runs, six doubles, one triple, three home runs and 10 RBI.

- His batting average led the team.

Niko Decolati - Selected in the sixth round of the 2018 First-Year Player Draft, batted .327 (86-for-263) with 55 runs, 15 doubles, three triples, 11 home runs and a team-leading 56 RBI.

- His 11 home runs tied for the team lead and his 17 stolen bases rank

Eris Filpo - Recorded a career-high six wins in a career-high-tying 14 games ... his 67.0 innings pitched led the team.

- His six wins tied for the team lead.

Will Golsan - Selected in the 26th round of the 2018 First-Year Player Draft, batted .321 (84-for-265) with 58 runs, 13 doubles, two triples, three home runs and 26 RBI ... his 58 games played led the team.

Grant Lavigne - Professional season, batted .350 (72-for-206) with a team-leading .477 on-base percentage in 59 games.

- Drew a team-leading 45 walks.

Alex Martinez - In his second full season with Grand Junction, he set a Pioneer League record for the most saves in a season, with 19 ... had no decisions with a 3.07 ERA (29.1 IP, 10 ER), nine walks and 39 strikeouts.

- Appeared in a team-high 28 games and his 26

Coco Montes - His 69 games played tied for the team lead ... rank

... batted .333 (89-for-267) on the season.

- His 42 RBI ranked second-most on the team.

Minor League
Review

HOMEGROWN ROCKIES

Players born and raised in Colorado

Player	Year(s)	Born	High School
John Burke	1996-97	Durango	Cherry Creek
Scott Elarton	2001-04	Lamar	Lamar
Nate Field	2006	Denver	Heritage
Kyle Freeland	2017-present	Denver	Thomas Jefferson
Mark Knudson	1993	Denver	Northglenn HS

2018 Grand Junction Statistics

BATTING

BATTERS	AVG	G	AB	R	H	2B	3B	HR	RBI	TB	BB	IBB	SO	SB	CS	OBP	SLG	OPS
Barnwell, Jacob	.143	12	42	2	6	1	0	0	1	7	4	0	9	1	0	.234	.167	.401
# Bartosic, Joey	.306	11	36	11	11	0	1	0	6	13	8	0	2	5	2	.435	.361	.796
* Berberet, Reese	.228	51	180	29	41	7	3	11	34	87	14	1	70	3	1	.295	.483	.778
Cresto, John	.257	29	101	20	26	9	0	7	22	56	3	0	38	1	1	.291	.554	.845
Czinege, Todd	.358	14	53	14	19	6	1	3	10	36	5	0	13	0	0	.403	.679	1.082
Decolati, Niko	.327	69	263	55	86	15	3	11	56	140	34	0	56	17	5	.414	.532	.947
Garcia, Franklin	.224	27	98	12	22	8	1	1	15	35	2	0	25	2	1	.255	.357	.612
* Golsan, Will	.321	63	265	58	85	13	2	3	26	111	30	0	42	16	10	.391	.419	.810
Guevara, Javier	.279	49	183	19	51	11	2	4	32	78	9	0	31	2	1	.316	.426	.743
Hall, Zach	.192	49	156	21	30	5	4	8	17	67	12	0	58	0	0	.260	.429	.690
Hatch, LJ	.118	11	34	2	4	0	0	0	2	4	4	0	10	0	0	.231	.118	.348
Holliday, Matt	.333	1	3	0	1	1	0	0	1	2	1	0	0	0	0	.500	.667	1.167
Lavigne, Grant	.350	59	206	45	72	13	2	6	38	107	45	1	40	12	7	.477	.519	.996
* Moberg, Jeff	.261	7	23	3	6	1	0	0	1	7	1	0	9	1	0	.292	.304	.596
# Montano, Daniel	.279	62	240	32	67	15	5	4	29	104	21	0	57	9	5	.338	.433	.772
Montes, Coco	.333	69	267	55	89	18	3	8	42	137	35	0	69	7	6	.413	.513	.926
Navarro, Christopher	.217	65	244	30	53	11	1	1	23	69	18	0	28	7	5	.277	.283	.559
Stephens, Brett	.000	2	5	1	0	0	0	0	0	1	0	2	0	0	0	.167	.000	.167
Stovall, Hunter	.296	49	199	38	59	16	6	10	41	117	8	0	22	3	7	.321	.588	.909
* Weeks, Drew	.154	7	26	4	4	1	0	0	2	5	2	0	6	1	0	.241	.192	.434
Team Total	.279	76	2624	451	732	151	34	77	398	1182	257	2	587	87	51	.349	.450	.800

PITCHING

PITCHERS	W	L	ERA	G	GS	CG	SHO	SV	SVO	IP	H	R	ER	HR	HB	BB	IBB	SO	BK	WP	GO/AO	DP	WHIP
Agis, Michael	6	5	3.18	25	0	0	0	2	5	39.2	46	21	14	1	1	12	0	39	0	2	1.92	2	1.46
* Biechler, Reagan	2	0	2.7	18	0	0	0	1	1	26.2	16	10	8	2	2	7	0	25	0	2	1.08	1	0.86
Bird, Jacob	4	1	3.38	17	0	0	0	0	1	26.2	20	17	10	2	4	12	0	30	0	3	5.13	2	1.2
* Cabrera, Wander	2	2	9.87	11	7	0	0	0	0	31	40	35	34	6	1	23	0	22	0	4	1	0	2.03
Ceja, Moises	1	0	1.64	13	0	0	0	1	1	22	20	4	4	0	1	5	0	19	0	1	0.76	1	1.14
Duarte, Aneudy	1	1	2.91	26	0	0	0	1	2	34	29	12	11	3	1	13	0	35	0	1	0.79	4	1.24
Feltner, Ryan	0	0	0.88	9	9	0	0	0	0	30.2	16	3	3	1	2	4	0	39	0	1	1.94	4	0.65
Fennell, Trent	1	2	4.24	13	7	0	0	0	0	34	34	19	16	2	4	15	0	32	0	4	0.97	1	1.44
Filpo, Eris	6	4	5.64	14	14	0	0	0	0	67	84	49	42	10	3	25	0	38	2	1	1.34	6	1.63
* Garcia, Alfredo	2	5	4.99	11	10	0	0	0	0	48.2	58	35	27	8	5	21	0	27	0	7	1.43	7	1.62
* Harlow, Colton	1	0	4.57	19	0	0	0	0	0	21.2	21	11	11	1	0	12	0	22	0	3	1.93	2	1.52
Hatcher, Cayden	2	0	5.54	11	4	0	0	0	0	26	24	20	16	3	6	11	0	23	0	2	1.45	0	1.35
Lepore, Jesse	2	1	11.57	14	0	0	0	0	3	16.1	29	28	21	7	2	11	0	15	0	2	0.83	1	2.45
Martinez, Alexander	0	0	3.07	28	0	0	0	19	21	29.1	26	13	10	1	2	9	0	39	1	8	2.13	1	1.19
* Mejia, Alejandro	3	5	7.83	13	12	0	0	0	0	56.1	86	65	49	8	6	38	0	30	1	10	2.12	9	2.2
* Rolison, Ryan	0	1	1.86	9	9	0	0	0	0	29	15	8	6	2	0	8	0	34	0	0	2.71	0	0.79
* Skolnicki, Jared	4	1	2.78	21	0	0	0	1	2	32.1	29	14	10	2	1	3	0	26	1	2	1.12	2	0.99
Smith, Shameko	0	0	4.5	3	0	0	0	0	0	4	5	4	2	1	1	5	0	3	0	1	0.33	0	2.5
Stinnett, Jesse	1	1	4.15	6	1	0	0	0	0	13	15	8	6	2	2	4	0	14	1	1	0.82	1	1.46
Supple, Rayne	0	1	4.97	21	0	0	0	0	0	29	27	18	16	1	2	22	0	21	0	5	2.25	4	1.69
* Todd, Reagan	1	1	7.2	12	3	0	0	0	0	20	32	19	16	5	1	9	0	18	1	2	1.05	2	2.05
* Tribucher, Will	4	2	2.32	20	0	0	0	1	1	31	18	12	8	2	0	10	0	40	0	2	1.65	1	0.9
Team Total	43	33	4.58	76	76	0	1	25	37	668.1	690	425	340	70	47	279	0	591	7	64	1.84	51	1.45

KEY: * left-handed hitter/pitcher, # switch-hitter

2018 Colorado Rockies Minor League Review

Dominican Summer League Northeast - Colorado (Rookie) • 53-19 (1st)

PLAYER HIGHLIGHTS:

Yeikel Blandin - Across 48 games, recorded a career-high 18 RBI and batted .280 (47-for-168) with 6 triples.

Walking Cabrera - Batted .272 (56-for-206) with 41 RBI and 22 walks in a career-high 59 games ... recorded career-highs with 13 doubles and seven home runs.

Enrique Castillo - In 25 games with DSL Colorado, went 1-0 with a 4.35 ERA (39.1 IP, 19 ER), 11 walks and 38 strikeouts ... recorded two saves in three opportunities.

Eddie Diaz - Batted .309 (56-for-181) with 13 doubles, 6 triples and 24 RBI ... recorded a career-high 54 stolen bases, which ranked second-most in the league and his 57 runs were tied for third-most.

Steven Fana - Played in a career-high 56 games with DSL Colorado ... batted .260 (56-for-215), recorded a career-high 18 doubles, which ranked tied for third in the league, and his eight home runs were tied for

Carlos Gonzalez - Spent the entire season with DSL Colorado, appearing in 14 games with 11 starts ... went 5-2 with a 3.31 ERA (68.0 IP, 25 ER), 13 walks and a career-high 54 strikeouts.

Helcris Olivarez - Split the season between DSL Rockies and DSL Colorado ... made four starts with Colorado, going 2-0 with a 1.42 ERA (19.0 IP, 3 ER).

Francisco Ortiz - Played in 42 games with DSL Colorado, batting .203 (26-for-128) with three doubles and one triple ... recorded a career-high 29 walks.

Kleiver Osorio - Made 16 appearances, eight starts and went 6-2 with a 1.63 ERA (60.2 IP, 11 ER) and 54 strikeouts ... his ERA ranked 10th-best in the league.

Yolki Pena - In 49 games, batted .257 (38-for-148) with 12 doubles, six triples, one home run and 27 RBI ... rank 10th in career-high 58 walks and second with a .467 on-base percentage.

Carlos Perez - Went 6-0 with a 1.73 ERA (41.2 IP, 8 ER), 10 walks and 40 strikeouts across 14 appearances, six starts.

Bladimir Restituyo - Appeared in 14 games with DSL Colorado after being promoted on Aug. 8 ... batted .327 (18-for-55) with two doubles, two triples, four home runs and 12 RBI.

Raymells Rosa - Made 18 appearances with the DSL Rockies before being promoted to DSL Colorado on June 2, where he appeared in a league-leading 36 games ... went 2-2 with a 2.54 ERA (39.0 IP, 11 ER), with a league-leading 19 saves in 19 opportunities.

Hansel Valerio - Batted .254 (45-for-177) with eight doubles, two triples, one home run and 21 RBI in 48 appearances ... recorded 11 stolen bases.

Minor League Review

20/20 SEASONS, FRANCHISE HISTORY

Player	Year	HR	SB
Trevor Story	2018	37	27
Ian Desmond	2018	22	20
Carlos González	2013	26	21
Carlos González	2012	22	20
Carlos González	2011	26	20
Carlos González	2010	34	26
Troy Tulowitzki	2009	32	20
Matt Holliday	2008	25	28
Larry Walker	1997	49	33
Ellis Burks	1996	40	32
Dante Bichette	1996	31	31
Dante Bichette	1994	27	21

2018 DSL Colorado Statistics

Combined stats for those who played in both DSL Rockies and Colorado

BATTING

BATTERS	G	AB	R	H	2B	3B	HR	RBI	TB	BB	SO	SB	CS	OBP	SLG	AVG	OPS
Bernnie Alaniz	32	103	12	32	6	0	4	20	50	11	15	3	3	.411	.485	.311	.897
Yeikel Blandin	48	168	28	47	5	5	0	18	62	12	24	20	6	.330	.369	.280	.699
Walking Cabrera	59	206	31	56	13	1	7	41	92	22	42	10	7	.341	.447	.272	.787
Julio Carreras	68	228	58	66	11	7	6	31	109	31	46	16	13	.398	.478	.289	.876
Wellington Chal	40	114	14	18	4	1	0	17	24	11	21	1	2	.263	.211	.158	.474
Jose Cordova	41	155	21	45	7	2	1	24	59	9	21	0	2	.339	.381	.290	.720
Fadriel Cruz	48	161	37	46	4	1	1	10	55	32	39	32	6	.404	.342	.286	.746
Eddy Diaz	51	181	57	56	13	5	0	24	79	31	17	54	8	.417	.436	.309	.854
Vladimir Dilone	61	191	50	52	12	0	3	25	73	32	25	19	11	.378	.382	.272	.760
Steven Fana	56	215	45	56	18	1	8	42	100	18	46	16	5	.342	.465	.260	.807
Johan Liberato	44	132	18	30	5	0	2	22	41	16	23	4	3	.310	.311	.227	.620
Jonatan Mezquita	35	106	7	18	6	0	2	14	30	11	37	1	0	.267	.283	.170	.550
Daniel Montano	11	44	4	8	2	0	1	8	13	5	5	2	0	.275	.295	.182	.570
Francisco Ortiz	42	128	16	26	3	1	0	14	31	29	31	2	6	.360	.242	.203	.602
Ronaiker Palma	51	191	25	65	6	1	1	33	76	12	13	9	9	.381	.398	.340	.779
Yolki Pena	49	148	41	38	12	6	1	27	65	58	34	20	4	.467	.439	.257	.906
Bryant Quijada	49	153	34	44	6	1	2	32	58	33	24	6	3	.421	.379	.288	.800
Bladimir Restituyo	60	237	43	71	11	7	4	33	108	9	51	16	9	.337	.456	.300	.793
Enrique Saldana	8	32	3	2	0	0	1	1	5	1	13	1	0	.091	.156	.063	.247
Ezequiel Tovar	35	130	29	34	4	4	0	12	46	22	33	16	9	.369	.354	.262	.723
Hanser Valerio	48	177	26	45	8	2	1	21	60	3	32	11	3	.279	.339	.254	.618
Johendry Vasquez	41	132	14	28	3	2	1	14	38	15	29	4	4	.305	.288	.212	.593
Johendry Vasquez	41	132	14	28	3	2	1	14	38	15	29	4	4	.305	.288	.212	.593

PITCHING

PITCHERS	W	L	ERAG	GS	CG	SHO	SV	IP	H	R	ER	HR	HB	BB	SO	WHIP	GF
Anderson Amarista	7	5	3.06	14	12	0	0	79.1	78	43	27	4	9	14	76	1.16	1
Luis Amoroso	5	2	4.38	19	0	0	0	39.0	38	24	19	3	4	16	29	1.38	2
Anderson Bido	1	1	3.48	2	2	0	0	10.1	8	4	4	0	1	2	10	0.97	0
Diego Blanco	3	0	3.43	18	0	0	0	44.2	36	21	17	4	6	19	50	1.23	4
Jerald Cabrera	0	1	8.88	15	3	0	0	24.1	22	27	24	2	7	21	29	1.77	3
Enrique Castillo	1	0	4.35	25	0	0	2	39.1	35	21	19	3	6	11	38	1.17	5
Gregoris Chalas	2	2	7.32	10	1	0	0	19.2	23	17	16	0	8	13	19	1.83	1
Roger Contreras	1	3	7.85	15	1	0	0	18.1	27	23	16	3	1	16	10	2.35	4
Luis De Avila	2	2	6.16	8	7	0	0	30.2	31	22	21	2	4	12	27	1.40	0
Wuardo Fernandez	4	0	6.06	13	8	0	0	35.2	40	31	24	2	5	19	29	1.65	1
Junior Franco	1	0	6.87	16	0	0	1	18.1	16	16	14	2	10	15	18	1.69	6
Gustavo Frontado	1	0	5.40	10	0	0	0	15.0	14	11	9	1	1	7	22	1.40	4
Carlos Gonzalez	5	2	3.31	14	11	1	0	68.0	60	28	25	4	4	13	54	1.07	2
Juan Mejia	3	5	5.43	13	13	1	0	58.0	69	45	35	5	2	22	61	1.57	0
Helcris Olivarez	6	1	2.30	13	13	0	0	54.2	36	20	14	1	2	26	60	1.13	0
Kleiver Osorio	6	2	1.63	16	8	0	2	60.2	48	16	11	1	2	7	54	0.91	5
Luis Ozoria	0	1	7.48	20	0	0	0	21.2	18	22	18	4	2	22	18	1.85	2
Carlos Perez	6	0	1.73	14	6	0	0	41.2	33	13	8	0	1	10	40	1.03	3
Anderson Pilar	3	4	1.55	33	0	0	5	40.2	28	12	7	0	3	7	43	0.86	16
Raymells Rosa	2	2	2.54	36	0	0	19	39.0	33	16	11	0	8	7	42	1.03	33
Enrique Saldana	1	0	2.53	11	0	0	0	10.2	10	5	3	1	2	11	12	1.97	2
Stalyn Sanchez	0	3	9.82	5	4	0	0	14.2	22	17	16	4	1	9	12	2.11	0
Juan Toribio	6	1	3.14	13	13	0	0	57.1	44	22	20	2	4	20	69	1.12	0

2018 Colorado Rockies Minor League Review

Dominican Summer League South - Rockies (Rookie) • 22-50 (7th)

MID-SEASON ALL-STAR DSL ROCKIES:

- **C Ronaiker Palma**
- **INF Bladimir Restituyo**

PLAYER HIGHLIGHTS:

Anderson Amarista - Appeared in 10 games with eight starts for the DSL Rockies and went 4-5 with a 3.64 ERA (54.1 IP, 22 ER) with 52 strikeouts ... his 79.1 IP across 14 games and 12 starts with the DSL Rockies and DSL Colorado led the league.

Julio Carreras - Played in 68 games between DSL Rockies and DSL Colorado, which ranked third-most in the Dominican Summer League ... in 41 games with the DSL Rockies, batted .252 (34-for-135) with a team-leading three home runs.

Richard Cespedes - Spent the entire season with the DSL Rockies, going 2-4 with a 5.49 ERA (39.1 IP, 24 ER) and a career-high 37 strikeouts in a career-high 21 games.

Kevin Garcia - In 13 starts for the DSL Rockies, went 1-4 with a 3.46 ERA (54.2 IP, 21 ER) with 58 strikeouts.

Juan Mejia - Made nine starts for the DSL Rockies, going 2-4 with a 4.67 ERA (44.1 IP, 23 ER) and 48 strikeouts.

Helcris Olivarez - Went 4-1 with a 2.78 ERA (35.2 IP, 11 ER), 22 walks and 36 strikeouts in nine starts with the DSL Rockies.

Francisco Palma - Batted .304 (56-for-184) across 55 games with the DSL Rockies ... had 12 doubles, three triples, two home runs and 13 RBI with 15 walks.

Ronaiker Palma - Played in 33 games with the DSL Rockies ... his .340 (43-for-123) batting average ranked fourth in the league and his .341 slugging percentage ranked second-most on the team.

Anderson Pilar - Split his third season between the DSL Rockies and DSL Colorado ... in 20 games for the Rockies, went 2-3 with a 2.08 ERA (21.2 IP, 5 ER), seven walks and 18 strikeouts.

Gerard Ramos - Spent the entire season with the DSL Rockies, playing in 62 games and batting .214 (47-for-220) with 14 doubles and 21 RBI.

Bladimir Restituyo - In 46 games with the DSL Rockies, batted .291 (53-for-182) with nine doubles, e triples and 21 RBI ... recorded 12 stolen bases.

Johendry Vazquez - Batted .235 (19-for-81) over 23 games with the DSL Rockies ... his 81 at-bats ranked second-most on team and his nine RBI rank

Minor League
Review

SEASON LEADERS BY POSITION

(min. 100 games at position)

Pos.	Batting Avg.	Home Runs	RBI
C	Mayne, .3014 2000	Rosario, 28, 2012	Rosario, 79, 2013
1B	Helton, .372, 2000	Helton, 49, 2001	Galarraga, 150, 1996
2B	LeMahieu, .348, 2016	Barnes, 23, 2009	Barnes, 76, 2009
3B	Atkins, .329, 2006	Castilla, 46, 1998	Castilla, 144, 1998
SS	Tulowitzki, .315, 2010	Story, 37, 2018	Story, 108, 2018
LF	Burks, .344, 1996	Bichette, 40, 1995 & Burks, 40, 1996	Holliday, 137, 2007
CF	Blackmon, .331, 2017	Blackmon, 37, 2017	Wilson, 141, 2003
RF	Walker, .379, 1999	Walker, 49, 1997	Bichette, 141, 1996

2018 DSL Rockies Statistics

Combined stats for those who played in both DSL Rockies and Colorado

BATTING

BATTERS	G	AB	R	H	2B	3B	HR	RBI	TB	BB	SO	SB	CS	OBP	SLG	AVG	OPS
Jesus Baptista	53	181	26	52	6	1	0	21	60	22	25	16	4	.374	.331	.287	.779
Julio Carreras	68	228	58	66	11	7	6	31	109	31	46	16	13	.398	.478	.289	.795
Wellington Chal	40	114	14	18	4	1	0	17	24	11	21	1	2	.263	.211	.158	.793
Jose Colon	52	175	23	34	9	0	1	19	46	32	53	8	4	.324	.263	.194	.720
	40	134	17	31	4	6	1	17	50	15	32	8	2	.307	.373	.231	.876
Jose Cordova	41	155	21	45	7	2	1	24	59	9	21	0	2	.339	.381	.290	.705
Fadriel Cruz	48	161	37	46	4	1	1	10	55	32	39	32	6	.404	.342	.286	.746
Gabriel Gil	33	99	11	18	4	1	0	10	24	14	42	1	0	.302	.242	.182	.680
Junior Guerrero	43	150	13	27	5	2	0	10	36	8	38	2	6	.231	.240	.180	.620
Johan Liberato	44	132	18	30	5	0	2	22	41	16	23	4	3	.310	.311	.227	.568
Jonatan Mezquita	35	106	7	18	6	0	2	14	30	11	37	1	0	.267	.283	.170	.593
Justin Oferman	48	154	22	26	5	0	0	12	31	30	52	7	5	.306	.201	.169	.587
Ronaiker Palma	51	191	25	65	6	1	1	33	76	12	13	9	9	.381	.398	.340	.544
Francisco Palma	55	184	21	56	12	3	2	13	80	15	31	6	4	.360	.435	.304	.471
Gerard Ramos	62	220	22	47	14	0	0	21	61	21	81	2	3	.290	.277	.214	.550
Bladimir Restituyo	60	237	43	71	11	7	4	33	108	9	51	16	9	.337	.456	.300	.508
Johendry Vasquez	41	132	14	28	3	2	1	14	38	15	29	4	4	.305	.288	.212	.474
Wellington Chal	40	114	14	18	4	1	0	17	24	11	21	1	2	.263	.211	.158	.474

PITCHING

PITCHERS	W	L	ERAG	GS	CG	SHO	SV	IP	H	R	ER	HR	HB	BB	SO	WHIP	GF
Anderson Amarista	7	5	3.06	14	12	0	0	79.1	78	43	27	4	9	14	76	1.16	1
Victor Azor	1	3	7.58	13	5	0	0	29.2	39	29	25	2	0	23	23	2.09	1
Jerald Cabrera	0	1	8.88	15	3	0	0	24.1	22	27	24	2	7	21	29	1.77	3
Wander Cabrera	1	0	2.70	2	2	0	0	10.0	7	4	3	1	1	3	12	1.00	0
Brayan Castillo	1	3	4.87	13	10	0	0	44.1	47	26	24	1	3	21	38	1.53	0
Richard Cespedes	2	4	5.49	21	0	0	2	39.1	59	31	24	4	3	9	37	1.73	10
Gregoris Chalas	2	2	7.32	10	1	0	0	19.2	23	17	16	0	8	13	19	1.83	1
Junior Franco	1	0	6.87	16	0	0	1	18.1	16	16	14	2	10	15	18	1.69	6
Kevin Garcia	1	4	3.46	13	13	0	0	54.2	53	35	21	1	5	27	58	1.46	0
Robinson Hernandez	0	1	6.14	3	1	0	0	7.1	12	5	5	0	0	3	10	2.05	0
Raul Lopez	0	3	11.49	15	0	0	0	15.2	24	22	20	5	5	9	12	2.11	9
Juan Mejia	3	5	5.43	13	13	1	0	58.0	69	45	35	5	2	22	61	1.57	0
Victor Mendez	0	3	5.40	18	0	0	0	36.2	37	31	22	3	4	20	39	1.55	6
Ever Moya	2	2	5.18	18	2	0	1	41.2	50	30	24	2	5	11	43	1.46	6
Luis Noguera	0	2	7.71	15	1	0	0	21.0	20	28	18	1	17	26	8	2.19	1
Helcris Olivarez	6	1	2.30	13	13	0	0	54.2	36	20	14	1	2	26	60	1.13	0
Luis Ozorla	0	1	7.48	20	0	0	0	21.2	18	22	18	4	2	22	18	1.85	2
Alan Perdomo	0	1	6.99	12	4	0	0	28.1	39	27	22	4	3	13	17	1.84	3
Anderson Pilar	3	4	1.55	33	0	0	5	40.2	28	12	7	0	3	7	43	0.86	16
Enmanuel Pio	0	0	8.64	7	0	0	0	8.1	16	16	8	2	0	11	8	3.24	2
Felix Ramires	1	4	3.54	17	3	0	2	40.2	36	21	16	2	4	25	35	1.50	5
Stalyn Sanchez	0	3	9.82	5	4	0	0	14.2	22	17	16	4	1	9	12	2.11	0
Manual Tovar	0	2	7.71	10	1	0	1	16.1	25	15	14	0	3	6	13	1.90	5



HISTORY AND RECORDS

Rockies All-Time Record

Year	W	—OVERALL—				at Home	on the Road	vs. West	vs. Central	vs. East	vs. AL	Manager
		L	Pct.	Pos.	GB							
1993	67	95	.414	6/7	37.0	39-42	28-53	31-47	—	36-48	—	Baylor
1994	53	64	.453	3/4	6.5	25-32	28-32	12-18	25-22	16-24	—	Baylor
1995+	77	67	.535	2/4	1.0	44-28	33-39	21-18	31-26	25-23	—	Baylor
1996	83	79	.512	3/4	8.0	55-26	28-53	19-20	36-26	28-33	—	Baylor
1997	83	79	.512	3/4	7.0	47-34	36-45	30-25	31-24	13-23	9-7	Baylor
1998	77	85	.475	4/5	21.0	42-39	35-46	24-20	25-33	24-24	4-8	Baylor
1999	72	90	.444	5/5	28.0	39-42	33-48	23-29	21-32	24-21	4-8	Leyland
2000	82	80	.506	4/5	15.0	48-33	34-47	23-29	29-24	24-21	6-6	Bell
2001	73	89	.451	5/5	19.0	41-40	32-49	32-44	24-18	15-17	2-10	Bell
2002	73	89	.451	4/5	25.0	47-34	26-55	31-45	17-19	18-14	7-11	Bell/Hurdle
2003	74	88	.457	4/5	26.5	49-32	25-56	35-41	19-20	11-21	9-6	Hurdle
2004	68	94	.420	4/5	25.0	38-43	30-51	39-37	10-26	11-21	8-10	Hurdle
2005	67	95	.414	5/5	15.0	40-41	27-54	32-41	15-28	14-17	6-9	Hurdle
2006	76	86	.469	4/5	12.0	44-37	32-49	31-44	16-23	18-15	11-4	Hurdle
2007+	90	73	.552	2/5	0.5	51-31	39-42	43-30	20-20	17-15	10-8	Hurdle
2008	74	88	.457	3/5	10.0	43-38	31-50	31-41	21-18	15-21	7-8	Hurdle
2009+	92	70	.568	2/5	3.0	51-30	41-40	17-16	31-11	33-39	11-4	Hurdle/Tracy
2010	83	79	.512	3/5	9.0	52-29	31-50	37-35	21-20	16-18	9-6	Tracy
2011	73	89	.451	4/5	21.0	38-43	35-46	28-44	22-20	15-18	8-7	Tracy
2012	64	98	.395	5/5	30.0	35-46	29-52	28-44	19-19	28-44	2-13	Tracy
2013	74	88	.457	5/5	18.0	45-36	29-52	38-38	18-13	13-22	5-15	Weiss
2014	66	96	.407	4/5	28.0	45-36	21-60	36-40	10-23	13-20	7-13	Weiss
2015	68	94	.420	5/5	24.0	36-45	32-49	32-44	15-17	16-18	5-15	Weiss
2016	75	87	.463	3/5	16.0	42-39	33-48	35-41	11-21	20-14	9-11	Weiss
2017+	87	75	.537	3/5	17.0	46-35	41-40	42-34	18-15	17-16	10-10	Black
2018+	91	72	.558	2/5	1.0	47-34	44-38	41-36	14-18	23-11	13-7	Black
Totals	1962	2189	.473			1129-945	833-1244	790-926	519-536	491-531	162-196	

+ NL Wild Card winners

ROCKIES BY BALLPARK

Ballpark	Games	W-L	Pct.
3Com Park (SF)	45	13-32	.289
Angel Stadium (LAA)	21	7-14	.333
Astrodome (HOU)	41	17-24	.415
Atlanta-Fulton County (ATL)	23	5-18	.217
Busch Stadium II (STL)	58	29-29	.500
Busch Stadium III (STL)	47	13-34	.277
Camden Yards (BAL)	12	6-6	.500
Chase Field (ARI)	186	69-117	.371
Cinergy Field (CIN)	49	18-31	.367
Citi Field (NYM)	35	17-18	.486
Citizens Bank Park (PHI)	52	20-32	.385
Comerica Park (DET)	15	5-10	.333
Coors Field (COL)	1,936	1,065-871	.550
Dodger Stadium (LAD)	216	81-135	.375
Fenway Park (BOS)	11	4-7	.364
Globe Life Park (TEX)	15	6-9	.400
Great American Ball Park (CIN)	50	24-26	.480
Guaranteed Rate Field (CWS)	3	2-1	.667
Kauffman Stadium (KC)	11	3-8	.273
Kingdome (SEA)	5	1-4	.200
Marlins Park (MIA)	24	7-17	.292
Metrodome (MIN)	3	1-2	.333
Mile High Stadium (COL)	138	64-74	.464
Miller Park (MIL)	59	26-33	.441
Milwaukee County (MIL)	14	5-9	.357
Minute Maid (HOU)	47	14-33	.298
Monterrey Stadium (Mexico)	1	1-0	1.000
Nationals Park (WAS)	36	23-13	.639
O.co Coliseum (OAK)	14	5-9	.357
Olympic Stadium (MON)	52	26-26	.500
Oracle Park (SF)	173	65-108	.376
PETCO Park (SD)	140	70-70	.500
PNC Park (PIT)	63	25-38	.397
Progressive Field (CLE)	14	4-10	.286
Qualcomm Stadium (SD)	79	36-43	.456
RFK Stadium (WAS)	11	7-4	.636
Rogers Centre (TOR)	9	0-9	.000
Shea Stadium (NYM)	66	20-46	.303
Sun Life Stadium (FLA)	78	29-49	.372
SunTrust Park (ATL)	7	6-1	.857
T-Mobile Park (SEA)	17	9-8	.529
Target Field (MIN)	6	3-3	.500
Three Rivers Stadium (PIT)	41	19-22	.463
Tropicana Field (TB)	3	0-3	.000
Turner Field (ATL)	70	24-46	.343
Veterans Stadium (PHI)	47	20-27	.426
Wrigley Field (CHC)	97	45-52	.464
Yankee Stadium (New) (NYY)	5	2-3	.400
Yankee Stadium (Old) (NYY)	3	0-3	.000

ROCKIES BY STATE/COUNTRY

State	Games	W-L	Pct.
ARIZONA	186	69-117	.371
CALIFORNIA	668	267-401	.400
COLORADO	2,074	1,135-949	.545
FLORIDA	105	36-69	.343
GEORGIA	100	35-65	.350
ILLINOIS	100	47-53	.470
MARYLAND	12	6-6	.500
MASSACHUSETTS	11	4-7	.364
MICHIGAN	15	5-10	.333
MINNESOTA	6	2-4	.333
MISSOURI	116	45-72	.388
NEW YORK	109	39-70	.358
OHIO	110	45-66	.409
PENNSYLVANIA	205	85-120	.415
WASHINGTON	21	10-12	.476
WISCONSIN	73	31-43	.425
TEXAS	108	39-69	.361
DISTRICT OF COLUMBIA	47	30-17	.638
Country	Games	W-L	Pct.
CANADA	61	26-35	.426
*MEXICO	1	1-0	1.000
UNITED STATES	4,125	1,935-2,154	.473

*Note: Rockies opened their 1999 season at Monterrey, Mexico, with an 8-2 victory over the Padres. Although it was a neutral site, it counted as a road game in the standings. Therefore the Rockies' career road record in the state of California and at Qualcomm Stadium is actually one game less than their all-time road record against the Padres would add up to be.

(Rockies All-Time Record, continued)

ALL-TIME MISCELLANEOUS

Year	Grass	Artificial	Day	Night	vs LHS	vs RHS	SHO	One-Run	X-Inn
1993	53-72	14-23	26-32	41-63	14-27	53-68	0-13	26-20	8-4
1994	42-50	11-14	23-25	30-39	11-12	42-52	5-4	19-14	3-2
1995	63-52	14-15	32-18	45-49	28-17	49-50	1-11	19-19	5-7
1996	72-59	11-20	36-27	47-52	20-24	63-55	4-4	23-16	7-3
1997	72-60	11-19	42-36	41-43	20-19	63-60	5-8	19-17	4-5
1998	61-71	16-14	25-27	52-58	18-32	59-53	5-6	23-24	6-5
1999	63-77	9-13	29-38	43-52	23-28	49-62	2-3	24-23	4-6
2000	70-74	12-6	27-30	55-50	24-13	58-67	2-8	23-20	6-5
2001	70-85	3-4	28-30	45-59	15-19	58-70	8-2	18-28	5-5
2002	71-82	2-7	28-28	45-61	16-26	57-63	8-7	18-19	5-5
2003	72-81	2-7	27-29	47-59	20-26	54-62	4-12	17-22	2-7
2004	67-89	1-5	24-35	44-59	26-21	42-73	2-6	16-24	3-11
2005	67-95	-	22-30	45-65	18-25	49-70	4-10	25-24	4-4
2006	76-86	-	22-21	54-65	17-12	59-74	8-12	19-25	8-4
2007	90-70	0-3	26-21	64-52	20-24	70-49	7-8	19-19	11-10
2008	74-88	-	17-30	57-58	26-21	48-67	8-6	25-20	11-15
2009	92-70	-	31-23	61-47	27-26	65-44	7-9	23-20	4-5
2010	83-79	-	34-22	49-57	34-27	49-52	10-12	28-30	8-10
2011	73-89	-	20-31	53-58	25-23	48-66	7-8	21-27	4-8
2012	64-98	-	16-37	48-61	15-35	49-63	7-10	18-23	5-2
2013	74-85	0-3	27-26	47-62	20-33	54-55	5-12	25-26	6-9
2014	66-96	-	24-29	42-67	23-23	43-73	4-11	20-24	7-7
2015	68-94	-	29-26	39-68	11-32	57-62	4-8	20-24	3-5
2016	75-87	-	29-26	46-61	19-29	56-58	9-5	12-20	3-6
2017	87-75	-	35-23	52-52	28-20	59-55	9-11	21-14	2-3
2018	91-72	-	25-27	66-45	33-27	58-45	10-9	26-15	5-6
Total	1856-2036	106-153	704-727	1258-1462	551-621	1411-1568	145-215	547-557	134-150

ROCKIES MANAGERS

Manager	Seasons	Years	Record	Pct.	First Win
Don Baylor	1993-98	6	440-469	.484	April 9, 1993 vs. Montreal
Jim Leyland	1999	1	72-90	.444	April 4, 1999 at San Diego (in Mexico)
Buddy Bell	2000-02	3	161-185	.465	April 4, 2000 at Atlanta
Clint Hurdle	2002-09	8	534-625	.461	April 26, 2002 vs. Philadelphia
Jim Tracy	2009-2012	4	294-308	.488	May 29, 2009 vs. San Diego
Walt Weiss	2013-2016	4	283-365	.437	April 2, 2013 at Milwaukee
Bud Black	2017-present	2	178-147	.548	April 3, 2017 at Milwaukee

ANNUAL CLUB BATTING

Year	AVG	G	AB	R	H	TB	2B	3B	HR	RBI	SH	SF	HBP	BB-I	SO	SB-CS	GDP	SLG	OBP
1993	.273	162	5517	758	1507	2329	278	*59	142	704	70	52	46	388-40	944	146-90	125	.422	.323
1994	.274	117	4006	573	1098	1757	206	*39	125	540	50	36	23	378-33	761	91-53	96	.439	.337
1995	*.282	144	4994	*785	*1406	*2351	259	*43	*200	*749	82	31	56	484-47	943	125-59	118	*.471	.350
1996	*.287	162	5590	*961	*1607	*2641	297	*37	*221	*909	81	52	82	527-40	1108	*201-66	118	*.472	*.355
1997	*.288	162	5603	*923	*1611	*2677	269	40	*239	*869	73	35	63	562-35	1060	137-65	138	*.478	*.357
1998	*.291	162	5632	826	*1640	*2596	*333	36	183	791	*98	41	37	469-29	*949	67-47	148	*.461	.347
1999	*.288	162	*5717	906	*1644	*2696	305	39	*223	863	54	46	43	508-31	*863	70-43	125	*.472	.348
2000	*.294	162	*5660	*968	*1664	*2573	*320	*53	161	*905	75	75	42	601-64	*907	131-61	126	.455	*.362
2001	*.292	162	*5690	*923	*1663	*2748	324	*61	213	*874	81	50	61	511-50	*1027	132-54	116	*.483	*.354
2002	*.274	162	5512	778	*1508	2329	283	*41	152	726	49	50	56	497-40	1043	103-53	133	.423	.337
2003	.267	162	5518	853	1472	2458	330	31	198	814	55	38	52	619-46	1134	63-37	140	.445	.344
2004	.275	162	5577	833	1531	2536	*331	34	202	795	97	37	54	568-51	1181	44-33	132	.455	.345
2005	.267	162	5542	740	1477	2275	280	34	150	704	88	34	64	509-36	1103	65-32	125	.411	.333
2006	.270	162	5562	813	1504	2408	325	54	157	761	*119	45	60	561-64	1108	85-50	119	.433	.341
2007	*.280	#163	*5691	860	*1591	2489	313	36	171	823	*83	44	58	622-51	1152	100-31	140	.437	.354
2008	.263	162	5557	747	1462	2308	310	28	160	714	*90	38	57	570-36	1029	*141-37	119	.415	.336
2009	.261	162	5398	804	1408	2378	300	*50	190	760	76	*60	47	*660-40	1277	106-55	111	.441	.343
2010	.263	162	5530	770	1452	2349	270	54	173	741	56	47	47	585-53	1274	99-42	103	.425	.336
2011	.258	162	5544	735	1429	2272	274	40	163	697	75	44	57	555-54	1201	118-42	118	.410	.329
2012	*.274	162	5577	758	*1526	*2434	306	52	166	716	74	39	36	450-34	1213	100-40	132	.436	.330
2013	*.270	162	5599	706	*1511	*2343	283	36	159	673	65	35	26	427-26	1204	112-32	111	.423	*.418
2014	*.276	162	*5612	*755	*1551	*2498	307	41	*186	*721	59	48	48	397-39	1281	85-48	121	*.445	.327
2015	.265	162	5572	*737	1479	*2409	274	*49	186	*702	44	34	33	388-#47	1283	69-38	114	*.432	.315
2016	*.275	162	5614	*845	*1544	*2568	*318	47	204	*805	54	34	30	494-23	1330	66-39	113	*.457	.332
2017	*.273	162	5534	*824	*1510	2455	293	38	192	793	*62	41	51	519-46	1408	59-34	*143	.444	.338
2018	.256	#163	5541	780	1418	2412	280	42	210	748	42	37	51	507-38	1397	95-33	114	.435	.322
Totals	.274	4151	142889	20961	39213	63287	7668	1114	4726	19897	1852	1123	1283	13356-1105	29360	2638-1219	3193	.443	.339

tied for lead * led league

ANNUAL CLUB FIELDING

Year	PCT.	G	PO	A	E	TC	DP	TP	PB	Year	PCT.	G	PO	A	E	TC	DP	TP	PB
1993	.973	162	4294	1760	167	6221	149	0	11	2006	.985	162	4342	1816	91	6249	190	0	8
1994	.981	117	3093	1259	84	4436	117	0	5	2007	.989	163	4416	1842	68	6326	180	1	9
1995	.981	144	3865	1665	107	5637	146	0	10	2008	.985	162	4338	1816	96	6250	176	0	10
1996	.976	162	4268	1901	149	6318	167	0	19	2009	.986	162	4315	1765	87	6167	146	0	6
1997	.983	162	4298	1946	111	6355	202	0	5	2010	.984	162	4326	1706	101	6133	182	0	15
1998	.984	162	4298	1795	102	6195	193	0	9	2011	.984	162	4343	1758	98	6199	156	0	17
1999	.981	162	4287	1737	118	6142	189	0	9	2012	.980	162	4266	1718	122	6106	139	0	22
2000	.985	162	4290	1727	94	6111	176	0	15	2013	.986	162	4308	1855	90	6253	162	0	13
2001	.984	162	4290	1693	96	6079	167	0	14	2014	.983	162	4293	1808	106	6207	166	1	20
2002	.982	162	4280	1701	112	6093	158	0	12	2015	.985	162	4279	1818	95	6192	171	1	7
2003	.981	162	4260	1785	116	6161	165	1	11	2016	.982	162	4288	1749	110	6147	148	0	13
2004	.986	162	4306	1823	89	6218	161	0	15	2017	.987	162	4313	1730	77	6120	169	0	18
2005	.981	162	4256	1706	118	6080	158	0	14	2018	.988	163	4357	1624	74	6055	162	0	11
2006	.985	162	4342	1816	91	6249	190	0	8	Totals	.983	4151	110269	45510	2678	158457	4292	3	318

Record Book

(Rockies All-Time Record, continued)

ANNUAL CLUB PITCHING

Year	W	L	ERA	G	GS	CG	SHO	SV	IP	H	R	ER	HR	HB	BB	IBB	SO	WP	BK
1993	67	95	5.41	162	162	9	0	35	1431.1	1664	967	860	181	41	609	66	913	82	22
1994	53	64	5.15	117	117	4	5	28	1031.0	1185	638	590	120	49	448	43	703	50	11
1995	77	67	4.97	144	144	1	1	43	1288.1	1443	783	711	160	41	512	31	891	62	13
1996	83	79	5.59	162	162	5	4	34	1422.2	1597	964	884	198	69	624	19	932	66	11
1997	83	79	5.25	162	162	9	5	38	1432.2	1697	908	836	196	67	566	23	870	50	6
1998	77	85	4.99	162	162	9	5	36	1432.2	1583	855	794	174	63	562	17	951	47	9
1999	72	90	6.01	162	162	12	2	33	1429.0	1700	1028	955	237	60	737	46	1032	70	3
2000	82	80	5.26	162	162	7	2	33	1430.0	1568	897	835	221	72	588	72	1001	40	5
2001	73	89	5.29	162	162	8	8	26	1430.0	1522	906	841	239	64	598	71	1058	38	1
2002	73	89	5.20	162	162	1	8	43	1426.2	1554	898	825	225	64	582	49	920	42	6
2003	74	88	5.20	162	162	3	4	34	1420.0	1629	892	821	200	84	552	51	866	48	8
2004	68	94	5.54	162	162	3	2	36	1435.1	1634	923	883	198	71	697	84	947	66	6
2005	67	95	5.13	162	162	4	4	37	1418.2	1600	862	808	175	84	604	54	981	65	6
2006	76	86	4.66	162	162	5	8	34	1447.1	1549	812	749	155	66	553	81	952	43	2
2007	90	73	4.32	163	163	4	7	39	1472.0	1497	758	706	164	59	504	61	967	35	8
2008	74	88	4.77	162	162	3	8	36	1446.0	1547	822	766	148	53	562	49	1041	61	7
2009	92	70	4.22	162	162	5	7	45	1438.1	1427	715	675	141	46	528	51	1154	48	5
2010	83	79	4.14	162	162	6	12	35	1442.0	1405	717	663	139	56	525	54	1234	77	12
2011	73	89	4.43	162	162	5	7	41	1447.2	1471	774	713	176	48	522	47	1118	65	7
2012	64	98	5.22	162	162	0	7	36	1422.0	1637	890	824	198	47	566	61	1144	94	6
2013	74	88	4.44	162	162	1	5	35	1436.0	1545	760	708	136	40	517	52	1064	62	15
2014	66	96	4.84	162	162	1	4	24	1431.0	1528	818	770	173	54	531	32	1074	72	8
2015	68	94	5.04	162	162	4	4	36	1426.1	1579	844	799	183	48	579	42	1112	66	6
2016	75	87	4.91	162	162	2	9	37	1429.1	1532	860	779	181	70	547	38	1223	72	5
2017	87	75	4.51	162	162	1	9	47	1437.2	1453	757	721	190	50	532	20	1270	69	10
2018	91	72	4.33	163	163	0	10	51	1452.1	1377	745	699	184	52	525	24	1409	70	8
Totals	1962	2189	4.95	4151	4151	112	147	952	36756.1	39923	21793	20215	4692	1518	14670	1238	26827	1559	206

ANNUAL STARTING PITCHING

Year	W	L	ERA	IP	H	R	ER	HR	BB	SO
1993	37	73	5.48	878.2	1072	594	536	113	348	492
1994	35	46	5.30	652.1	765	404	384	75	251	385
1995	51	48	5.19	772.1	900	487	445	104	297	465
1996	50	52	5.67	918.2	1065	634	580	130	396	478
1997	54	59	5.48	954.1	1177	635	581	143	363	526
1998	52	69	5.62	983.1	1131	657	614	137	388	640
1999	49	65	6.19	935.1	1115	691	643	159	466	636
2000	46	60	5.59	923.1	1071	612	573	155	360	614
2001	49	63	5.48	928.1	1053	625	584	158	407	706
2002	55	59	5.24	926.1	1004	586	539	149	376	528
2003	49	65	5.57	890.2	1043	596	551	125	356	478
2004	49	65	5.54	935.2	1091	600	576	127	453	567
2005	49	70	5.30	932.2	1101	589	549	115	381	561
2006	52	63	4.72	985.0	1073	566	517	103	353	593
2007	55	47	4.58	943.1	1003	519	480	116	312	587
2008	54	61	5.14	910.1	1014	553	520	98	353	593
2009	69	50	4.10	971.1	967	469	442	89	351	735
2010	58	52	4.21	955.0	939	484	447	83	363	779
2011	53	68	4.73	939.0	969	531	493	111	373	665
2012	29	68	5.81	765.0	939	536	494	127	310	555
2013	54	60	4.57	880.1	962	482	447	83	323	590
2014	44	65	4.89	905.1	967	520	492	111	332	629
2015	41	62	5.27	857.2	984	533	502	127	330	621
2016	53	58	4.79	905.0	969	539	482	113	340	746
2017	63	56	4.59	887.0	923	472	452	126	319	721
2018	59	43	4.17	932.0	894	450	432	123	308	883
Totals	1315	1537	5.12	23498.1	26191	14364	13355	3100	9209	15773

ANNUAL RELIEF PITCHING

Year	G	APP	W	L	ERA	IP	H	R	ER	HR	BB	SO
1993	153	453	30	22	5.36	552.2	592	373	329	68	261	421
1994	113	329	18	18	4.94	378.2	420	234	208	45	197	318
1995	143	456	26	19	4.64	516.0	543	296	266	56	215	426
1996	157	447	33	27	5.45	504.0	532	330	305	68	228	454
1997	153	426	29	20	4.80	478.1	520	273	255	53	203	344
1998	153	406	25	16	3.65	449.1	452	198	182	37	174	311
1999	151	420	23	25	5.72	493.2	585	337	314	78	271	396
2000	155	478	36	20	4.74	506.2	497	285	267	66	228	387
2001	154	476	24	26	4.90	471.2	469	281	257	81	191	352
2002	161	506	18	30	5.16	500.1	550	312	287	76	206	392
2003	159	500	19	23	4.68	529.1	586	296	275	75	196	388
2004	159	473	19	39	5.53	499.2	543	323	307	71	244	380
2005	158	459	18	25	4.83	486.0	499	273	261	60	223	420
2006	157	499	24	23	4.52	462.1	476	246	232	52	200	359
2007	159	529	35	26	3.85	528.2	494	239	226	48	192	380
2008	159	485	20	27	4.13	535.2	533	269	246	50	209	448
2009	157	484	23	20	4.49	467.0	460	246	233	52	177	419
2010	156	513	25	27	3.99	487.0	466	233	216	56	162	455
2011	157	517	20	21	3.89	508.2	502	243	220	65	149	453
2012	162	575	35	30	4.52	657.0	698	354	330	71	256	589
2013	161	503	20	28	4.23	555.2	583	278	261	53	194	474
2014	161	547	22	31	4.76	525.2	561	298	278	62	199	445
2015	158	584	27	32	4.70	568.2	595	311	297	56	249	477
2016	160	533	22	19	5.10	524.1	563	321	297	68	207	491
2017	161	549	24	19	4.40	550.2	530	285	269	64	213	549
2018	163	518	32	29	4.62	520.1	483	295	267	61	217	526
Totals	4040	12666	647	652	4.68	13258.0	13732	7429	6860	1592	5461	11054

Rockies By Month

ALL-TIME BY MONTH

Year	MARCH	APRIL	MAY	JUNE	JULY	AUGUST	SEPT.	OCT
1993		8-14	7-22	11-14	10-17	14-16	17-9	0-3
1994		10-12	13-15	13-16	14-14	3-7		
1995		4-1	13-15	15-12	17-11	11-17	16-11	1-0
1996		11-14	14-11	15-14	14-14	16-14	13-12	
1997		17-7	12-17	14-15	8-19	17-12	15-9	
1998	1-0	11-16	12-16	13-15	11-14	15-14	14-10	
1999		9-10	12-17	13-13	12-18	14-16	11-14	1-2
2000		11-14	17-8	15-10	7-22	18-11	13-15	1-0
2001		13-11	13-16	12-15	7-19	14-13	12-11	2-4
2002		10-16	19-10	10-17	9-16	13-16	12-14	
2003		15-12	12-17	15-13	14-13	9-19	9-14	
2004		9-12	10-19	9-17	18-10	9-18	13-15	0-3
2005		6-15	9-20	12-15	10-17	15-14	14-13	1-1
2006		15-10	12-16	14-12	10-16	11-17	14-14	0-1
2007		10-16	15-13	14-13	15-9	15-14	20-8	1-0
2008		11-17	9-19	12-15	17-10	15-13	10-14	
2009		8-12	12-17	21-7	15-11	16-12	18-9	2-2
2010		11-12	16-12	14-13	13-13	15-12	14-14	0-3
2011		17-8	8-21	14-13	12-15	13-16	9-16	
2012		11-11	10-18	9-18	7-17	16-13	9-20	2-1
2013		16-11	12-16	13-15	10-16	13-15	10-15	
2014	0-1	16-12	12-15	8-20	8-17	10-18	12-13	
2015		11-10	11-16	12-17	9-15	10-18	13-16	2-2
2016		11-12	13-15	13-14	15-12	12-16	11-16	0-2
2017		16-10	17-12	15-12	12-12	12-15	15-13	0-1
2018	1-2	14-13	15-11	11-16	17-6	14-14	19-9	0-1
Totals	2-3	301-308	325-404	337-371	311-373	340-380	333-324	13-26

MONTH-BY-MONTH TEAM BATTING

	Avg	G	AB	R	H	2B	3B	HR	RBI	SB	BB	SO	OBP	SLG
April, 1993	.274	22	734	103	201	34	8	16	97	30	59	99	.328	.407
May, 1993	.251	29	993	114	249	39	8	20	105	21	72	142	.308	.367
June, 1993	.298	25	853	137	254	51	6	23	126	26	64	172	.347	.453
July, 1993	.272	27	903	114	246	55	11	26	111	21	47	160	.310	.444
August, 1993	.248	30	1029	116	255	40	9	27	107	20	62	204	.293	.383
Sept., 1993	.313	26	910	166	285	55	17	28	151	28	79	145	.372	.503
October, 1993	.179	3	95	8	17	4	0	2	7	0	5	22	.218	.284
1993 Totals	.273	162	5517	758	1507	278	59	142	704	146	388	944	.323	.422
April, 1994	.275	22	768	129	211	37	8	36	119	20	72	153	.339	.484
May, 1994	.260	28	957	113	249	36	10	29	107	23	87	215	.321	.410
June, 1994	.304	29	999	159	304	73	6	27	150	27	85	173	.362	.470
July, 1994	.260	28	953	142	248	44	11	29	136	17	112	164	.337	.421
August, 1994	.261	10	329	30	86	16	4	4	28	4	22	56	.307	.371
1994 Totals	.274	117	4006	573	1098	206	39	125	540	91	378	761	.337	.439
April, 1995	.213	5	178	24	38	10	1	3	24	6	16	39	.294	.331
May, 1995	.295	28	995	167	294	57	4	40	160	28	96	191	.361	.481
June, 1995	.271	27	889	108	241	53	4	30	104	13	93	153	.344	.441
July, 1995	.292	28	989	169	289	36	13	45	162	23	91	204	.353	.491
August, 1995	.270	28	984	158	266	46	10	51	146	29	99	196	.343	.493
Sept., 1995	.285	27	924	149	263	52	9	29	143	26	85	159	.352	.455
October, 1995	.429	1	35	10	15	5	2	2	10	0	4	1	.476	.857
1995 Totals	.282	144	4994	785	1406	259	43	200	749	125	484	943	.350	.471
April, 1996	.278	25	869	128	242	39	7	30	122	17	84	188	.353	.443
May, 1996	.281	25	840	156	236	45	8	32	148	32	89	169	.354	.468
June, 1996	.315	29	1040	209	328	65	4	51	199	35	111	210	.385	.533
July, 1996	.280	28	976	145	273	51	4	30	139	42	81	173	.343	.432
August, 1996	.293	30	1024	187	300	51	9	53	174	42	94	215	.354	.516
Sept., 1996	.271	25	841	136	228	46	5	25	127	33	68	153	.333	.427
1996 Totals	.287	162	5590	961	1607	297	37	221	909	201	527	1108	.355	.472
April, 1997	.316	24	841	171	266	41	5	38	159	31	93	153	.391	.512
May, 1997	.266	29	987	150	263	44	6	39	143	26	112	173	.345	.442
June, 1997	.297	29	1018	174	302	48	9	44	166	22	102	183	.366	.491
July, 1997	.267	27	931	125	249	45	7	30	111	22	85	199	.334	.427
August, 1997	.299	29	993	156	297	58	7	48	149	14	90	191	.361	.517
Sept., 1997	.281	24	833	147	234	33	6	40	141	22	80	161	.347	.479
1997 Totals	.288	162	5603	923	1611	269	40	239	869	137	562	1060	.357	.478
March, 1998	.325	1	40	9	13	3	0	2	9	0	4	3	.386	.675
April, 1998	.301	27	950	146	286	57	7	25	139	12	88	144	.360	.455
May, 1998	.259	28	963	112	249	56	5	34	109	16	79	163	.319	.433
June, 1998	.267	28	965	128	258	47	8	27	125	9	80	193	.325	.417
July, 1998	.308	25	863	130	266	58	6	38	125	2	47	136	.346	.521
August, 1998	.307	29	1017	157	312	73	4	27	151	19	85	155	.360	.466
Sept., 1998	.307	24	834	144	256	39	6	30	133	9	86	155	.376	.476
1998 Totals	.291	162	5632	826	1640	333	36	183	791	67	469	949	.347	.461

(Month-by-Month Team Batting, continued)

	Avg	G	AB	R	H	2B	3B	HR	RBI	SB	BB	SO	OBP	SLG
April, 1999	.269	19	651	101	175	36	2	19	95	6	62	109	.337	.418
May, 1999	.268	29	1008	143	270	44	9	33	130	16	92	172	.330	.428
June, 1999	.308	26	937	175	289	45	10	48	170	10	67	124	.356	.531
July, 1999	.299	30	1062	155	318	62	3	43	151	11	94	126	.360	.485
August, 1999	.290	30	1081	166	313	60	4	35	155	13	91	177	.346	.450
Sept., 1999	.285	25	871	146	248	52	10	42	143	14	89	143	.351	.512
October, 1999	.290	3	107	20	31	6	1	3	19	0	13	12	.368	.449
1999 Totals	.288	162	5717	906	1644	305	39	223	863	70	508	863	.348	.472
April, 2000	.283	25	841	144	238	47	15	23	133	18	93	129	.357	.457
May, 2000	.316	25	867	183	274	45	11	36	172	26	109	153	.388	.518
June, 2000	.304	25	866	167	263	62	13	23	156	31	109	156	.382	.485
July, 2000	.257	29	1000	134	257	42	5	21	131	15	90	143	.318	.372
August, 2000	.310	29	1076	178	334	68	4	26	163	28	93	164	.366	.454
Sept., 2000	.290	28	969	152	281	56	5	31	141	13	103	153	.359	.454
October, 2000	.415	1	41	10	17	0	0	1	9	0	4	9	.467	.488
2000 Totals	.294	162	5660	968	1664	320	53	161	905	131	601	907	.362	.455
April, 2001	.309	24	841	161	260	53	8	41	154	15	80	158	.370	.537
May, 2001	.286	29	1031	172	295	69	8	32	165	29	107	190	.360	.462
June, 2001	.302	27	948	162	286	42	5	48	154	17	80	160	.357	.508
July, 2001	.258	26	894	112	231	43	10	25	105	17	75	161	.318	.413
August, 2001	.297	27	945	151	281	57	12	30	142	26	81	179	.357	.478
Sept., 2001	.310	23	820	135	254	51	16	26	125	21	77	143	.374	.506
October, 2001	.265	6	211	30	56	9	2	11	29	7	11	36	.304	.483
2001 Totals	.292	162	5690	923	1663	324	61	213	874	132	511	1027	.354	.483
April, 2002	.261	26	853	115	223	37	8	21	106	14	84	194	.331	.397
May, 2002	.285	29	1002	164	286	53	7	38	155	26	103	180	.354	.466
June, 2002	.266	27	924	116	246	48	4	27	113	15	83	160	.327	.415
July, 2002	.260	25	842	107	219	40	3	19	103	10	74	152	.325	.382
August, 2002	.268	29	991	132	266	55	11	25	123	20	61	191	.317	.422
Sept., 2002	.298	26	900	144	268	50	8	22	126	18	92	166	.367	.444
2002 Totals	.274	162	5512	778	1508	283	41	152	726	103	497	1043	.337	.423
April, 2003	.280	27	937	173	262	58	10	37	165	11	122	205	.367	.481
May, 2003	.259	29	958	133	248	53	4	20	126	9	132	214	.349	.385
June, 2003	.276	28	957	148	264	54	5	37	143	4	95	168	.341	.459
July, 2003	.265	27	925	143	245	60	7	32	134	20	98	207	.340	.449
August, 2003	.252	28	947	130	239	60	3	31	124	11	86	170	.322	.420
Sept., 2003	.270	23	794	126	214	45	2	41	122	8	86	170	.346	.486
2003 Totals	.267	162	5518	853	1472	330	31	198	814	63	619	1134	.344	.445
April, 2004	.279	21	720	127	201	55	2	35	119	6	84	161	.359	.507
May, 2004	.265	29	1018	138	270	56	8	35	129	5	101	209	.335	.439
June, 2004	.265	26	890	123	236	53	4	22	120	12	82	196	.329	.408
July, 2004	.292	28	963	172	281	62	10	42	166	9	115	177	.370	.508
August, 2004	.265	27	914	115	242	43	6	36	111	5	81	201	.331	.443
Sept., 2004	.281	28	974	150	274	55	3	30	143	7	99	208	.351	.436
October, 2004	.276	3	98	8	27	7	1	2	7	0	6	29	.318	.429
2004 Totals	.275	162	5577	833	1531	331	34	202	795	44	568	1181	.345	.455
April, 2005	.295	21	738	105	218	40	6	17	102	9	54	124	.348	.435
May, 2005	.246	29	985	118	242	47	6	31	109	11	100	211	.319	.400
June, 2005	.275	27	909	129	250	54	4	22	121	12	88	202	.343	.416
July, 2005	.257	27	904	103	232	46	4	24	98	11	69	176	.320	.396
August, 2005	.257	29	993	121	255	43	6	31	114	8	90	209	.323	.406
Sept., 2005	.274	27	937	152	257	46	7	23	149	11	102	164	.350	.412
October, 2005	.303	2	76	12	23	4	1	2	11	3	6	17	.357	.461
2005 Totals	.267	162	5542	740	1477	280	34	150	704	65	509	1103	.333	.411
April, 2006	.290	25	896	137	260	58	12	29	127	12	88	172	.359	.479
May, 2006	.232	28	896	85	208	50	5	21	81	12	76	178	.299	.369
June, 2006	.286	26	881	146	252	48	9	24	139	7	88	178	.355	.443
July, 2006	.265	26	878	119	233	54	7	23	111	9	85	162	.329	.421
August, 2006	.269	28	964	122	259	51	11	22	112	24	88	201	.335	.413
Sept., 2006	.282	28	1012	199	285	63	10	36	186	20	131	205	.367	.470
October, 2006	.200	1	35	5	7	1	0	2	5	1	5	12	.300	.400
2006 Totals	.270	162	5562	813	1504	325	54	157	761	85	561	1108	.341	.433
April, 2007	.261	26	893	106	233	48	5	12	101	16	109	185	.345	.366
May, 2007	.256	28	945	119	242	52	7	22	110	14	97	183	.328	.396
June, 2007	.292	27	959	152	280	49	8	35	144	20	94	193	.359	.469
July, 2007	.282	24	820	138	231	38	3	30	135	16	88	135	.351	.445
August, 2007	.285	29	1041	164	297	59	7	33	158	24	122	232	.363	.451
Sept., 2007	.298	28	985	172	294	62	3	37	166	10	104	209	.373	.480
October, 2007	.292	1	48	9	14	5	3	2	9	0	8	15	.373	.646
2007 Totals	.280	163	5691	860	1591	313	36	171	823	100	622	1152	.354	.437
April, 2008	.248	28	1014	114	251	62	5	21	108	24	106	199	.324	.381
May, 2008	.264	28	943	123	249	53	7	23	119	22	90	187	.330	.408
June, 2008	.271	27	902	112	244	51	4	27	109	21	87	197	.338	.426
July, 2008	.299	27	931	163	278	66	5	36	154	27	99	207	.371	.496
August, 2008	.259	28	960	134	249	42	3	28	126	34	119	216	.345	.397
Sept., 2008	.237	24	807	101	191	36	4	25	98	13	69	203	.303	.384
2008 Totals	.263	162	5557	747	1462	310	28	160	714	141	570	1209	.336	.415

(Month-by-Month Team Batting, continued)

	Avg	G	AB	R	H	2B	3B	HR	RBI	SB	BB	SO	OBP	SLG
April, 2009	.262	20	673	108	176	39	3	26	104	18	83	155	.347	.444
May, 2009	.239	29	948	130	227	52	11	28	124	14	114	203	.320	.406
June, 2009	.277	28	962	154	266	59	5	39	146	21	231	108	.350	.470
July, 2009	.249	26	831	116	207	52	10	25	109	25	117	184	.344	.426
August, 2009	.278	28	963	146	268	49	13	35	137	8	108	241	.353	.465
Sept., 2009	.261	27	886	134	231	42	7	34	124	18	111	213	.345	.439
October, 2009	.244	4	135	16	33	7	1	3	16	2	19	50	.350	.378
2009 Totals	.261	162	5398	804	1408	300	50	190	760	106	660	1277	.343	.441
April, 2010	.272	23	788	121	214	50	7	26	113	15	83	177	.344	.452
May, 2010	.249	28	938	125	234	34	11	26	120	15	111	194	.330	.392
June, 2010	.258	27	907	114	234	39	5	28	112	14	81	238	.323	.405
July, 2010	.290	26	917	141	266	49	9	35	138	15	103	204	.365	.478
August, 2010	.243	27	905	108	220	49	11	23	104	21	91	211	.316	.398
Sept., 2010	.274	28	977	160	268	46	10	34	153	17	106	222	.346	.446
October, 2010	.163	3	98	1	16	3	1	1	1	2	10	28	.248	.245
2010 Totals	.263	162	5530	770	1452	270	54	173	741	99	585	1274	.336	.425
April, 2011	.236	25	840	119	198	48	4	24	111	18	99	202	.319	.388
May, 2011	.255	29	986	122	251	41	9	31	116	13	92	203	.321	.409
June, 2011	.264	27	919	115	243	44	5	30	110	19	86	182	.329	.421
July, 2011	.265	27	916	127	243	56	9	16	121	20	101	190	.340	.398
August, 2011	.269	29	1011	143	272	51	5	36	137	24	101	212	.343	.436
Sept., 2011	.255	25	872	109	222	34	8	26	102	24	76	212	.320	.401
2011 Totals	.258	162	5544	735	1429	274	40	163	697	118	555	1201	.329	.410
April, 2012	.260	22	755	113	196	43	10	24	109	18	66	153	.324	.438
May, 2012	.264	28	960	150	253	51	9	38	146	20	96	189	.331	.454
June, 2012	.287	27	938	131	269	47	10	33	122	18	79	219	.346	.464
July, 2012	.250	24	837	83	209	40	8	20	78	12	60	183	.300	.388
August, 2012	.294	29	979	142	288	60	9	24	133	19	78	193	.345	.447
Sept., 2012	.281	29	989	127	278	56	5	26	119	12	66	241	.331	.427
October, 2012	.277	3	119	12	33	9	1	1	9	1	5	35	.312	.395
2012 Totals	.274	162	5577	758	1526	306	52	166	716	100	450	1213	.330	.436
April, 2013	.282	27	949	141	268	46	9	36	136	20	94	194	.348	.464
May, 2013	.253	28	968	120	245	48	1	31	115	24	77	213	.313	.401
June, 2013	.278	28	994	129	276	55	10	35	121	19	65	218	.325	.459
July, 2013	.237	26	835	88	198	32	5	19	84	17	66	197	.293	.356
August, 2013	.273	28	950	115	259	47	7	19	109	16	63	197	.318	.397
Sept., 2013	.293	25	903	113	265	55	4	19	108	16	62	185	.337	.426
2013 Totals	.270	162	5599	706	1511	283	36	159	673	112	427	1204	.323	.418
March, 2014	.188	1	32	1	6	0	0	1	1	0	1	10	.212	.281
April, 2014	.296	28	982	156	291	64	6	37	149	18	78	181	.347	.487
May, 2014	.276	27	920	122	254	53	3	34	117	15	64	201	.326	.451
June, 2014	.283	28	967	139	274	54	7	26	130	18	74	214	.335	.434
July, 2014	.261	25	859	90	224	43	6	25	87	13	57	216	.312	.412
August, 2014	.249	28	955	113	238	41	8	31	107	8	64	242	.300	.406
Sept., 2014	.294	25	897	134	264	52	11	32	130	13	59	217	.344	.484
2014 Totals	.276	162	5612	755	1551	307	41	186	721	85	397	1281	.327	.445
April, 2015	.280	21	732	88	205	52	5	19	86	6	45	154	.364	.443
May, 2015	.254	27	912	119	232	34	4	35	117	14	59	223	.324	.416
June, 2015	.274	29	988	140	271	44	9	34	133	23	75	216	.366	.440
July, 2015	.286	24	831	114	238	43	13	27	110	13	69	192	.310	.467
August, 2015	.243	28	951	117	231	50	8	32	110	24	65	226	.308	.413
Sept., 2015	.261	29	1015	135	265	39	9	35	124	15	68	247	.327	.421
October, 2015	.259	4	143	24	37	12	1	4	22	2	7	25	.374	.441
2015 Totals	.265	162	5572	737	1479	274	49	186	702	97	388	1283	.315	.432
April, 2016	.278	23	808	126	225	50	8	27	120	14	76	186	.341	.498
May, 2016	.276	28	976	137	269	57	9	38	133	5	74	208	.326	.439
June, 2016	.275	27	928	155	255	61	5	39	149	12	99	227	.351	.477
July, 2016	.246	27	896	118	220	44	5	26	108	16	82	240	.311	.393
August, 2016	.298	28	998	173	297	53	12	40	165	10	95	220	.363	.495
Sept., 2016	.273	27	926	129	253	48	7	33	123	9	64	231	.321	.447
October, 2016	.305	2	82	7	25	5	1	1	7	0	4	18	.345	.427
2016 Totals	.275	162	5614	845	1544	318	47	204	805	66	494	1330	.336	.457
April, 2017	.247	26	873	119	216	48	6	36	116	4	74	221	.310	.440
May, 2017	.278	29	1001	157	278	48	6	33	150	8	73	239	.330	.437
June, 2017	.276	27	944	140	261	43	7	24	133	16	92	251	.342	.413
July, 2017	.297	24	825	148	245	49	7	32	141	10	66	225	.350	.490
August, 2017	.269	27	912	117	245	49	3	35	116	11	102	225	.347	.444
Sept., 2017	.270	28	945	140	255	54	8	32	134	10	108	240	.346	.446
October, 2017	.294	1	34	3	10	2	1	0	3	0	4	7	.368	.412
2017 Totals	.273	162	5534	824	1510	293	38	192	793	59	519	1408	.338	.444
March, 2018	.245	3	102	12	25	2	0	7	12	2	7	34	.294	.471
April, 2018	.220	27	876	103	193	36	5	27	98	16	95	243	.301	.365
May, 2018	.258	26	900	120	232	39	8	34	115	18	85	219	.324	.432
June, 2018	.272	27	940	153	256	56	5	36	148	6	71	237	.328	.457
July, 2018	.278	23	787	122	219	47	9	34	117	12	69	182	.339	.490
August, 2018	.240	28	962	114	231	42	8	27	107	22	84	239	.305	.385
Sept., 2018	.273	28	945	154	258	58	7	43	149	19	92	237	.342	.486
October, 2018	.138	1	29	2	4	0	0	2	2	0	4	6	.265	.345
2018 Totals	.256	163	5541	780	1418	280	42	210	748	95	507	1397	.322	.435

MONTH-BY-MONTH TEAM PITCHING

	ERA	W	L	SV	IP	H	R	ER	HR	BB	SO
April, 1993	4.78	8	14	1	192.0	219	113	102	15	92	116
May, 1993	7.03	7	22	4	258.2	343	221	202	38	119	164
June, 1993	5.80	11	14	5	218.2	271	158	141	31	85	136
July, 1993	5.91	10	17	6	236.0	286	163	155	37	88	145
August, 1993	4.29	14	16	11	266.2	276	157	127	28	122	161
Sept., 1993	4.28	17	9	8	235.1	237	133	112	30	87	171
October, 1993	7.88	0	3	0	24.0	32	22	21	2	16	20
1993 Totals	5.41	67	95	35	1431.1	1664	967	860	181	609	913
April, 1994	5.71	10	12	3	194.0	212	138	123	20	105	128
May, 1994	4.65	13	15	8	247.2	266	133	128	28	97	184
June, 1994	5.51	13	16	8	255.0	312	176	156	31	113	170
July, 1994	4.87	14	14	8	249.2	289	140	135	33	93	169
August, 1994	5.10	3	7	1	84.2	106	51	48	8	40	52
1994 Totals	5.15	53	64	28	1031.0	1185	638	590	120	448	703
April, 1995	3.86	4	1	2	49.0	44	21	21	3	28	38
May, 1995	6.02	13	15	8	248.0	295	176	166	32	118	199
June, 1995	3.65	15	12	9	241.2	224	106	98	24	96	156
July, 1995	4.60	17	11	11	250.2	285	151	128	23	81	171
August, 1995	5.96	11	17	4	249.0	311	185	165	43	91	166
Sept., 1995	4.71	16	11	8	241.0	271	135	126	33	95	153
October, 1995	7.00	1	0	1	9.0	13	9	7	2	3	8
1995 Totals	4.97	77	67	43	1288.1	1443	783	711	160	512	891
April, 1996	6.33	11	14	6	224.2	261	170	158	30	121	145
May, 1996	5.58	14	11	7	218.1	233	147	133	35	88	146
June, 1996	5.76	15	14	6	254.2	295	177	163	39	96	166
July, 1996	5.44	14	14	4	243.0	272	167	147	39	106	148
August, 1996	5.24	16	14	3	263.0	291	162	153	34	106	177
Sept., 1996	5.34	13	12	8	219.0	245	141	130	21	107	150
1996 Totals	5.59	83	79	34	1422.2	1597	964	884	198	624	932
April, 1997	4.61	17	7	8	213.0	248	120	109	31	71	121
May, 1997	5.60	12	17	9	255.1	297	172	159	29	123	136
June, 1997	5.65	14	15	2	255.0	310	170	160	34	117	158
July, 1997	5.88	8	19	2	238.2	302	162	156	34	83	148
August, 1997	4.94	17	12	9	253.0	297	160	139	29	98	153
Sept., 1997	4.67	15	9	8	217.2	243	124	113	39	74	154
1997 Totals	5.25	83	79	38	1432.2	1697	908	836	196	566	870
March, 1998	2.00	1	0	0	9.0	6	2	2	2	3	8
April, 1998	6.64	11	16	6	240.0	293	190	177	31	117	161
May, 1998	4.15	12	16	7	241.0	248	118	111	21	97	160
June, 1998	4.62	13	15	7	255.1	259	138	131	31	91	169
July, 1998	5.62	11	14	5	219.1	259	146	137	30	92	120
August, 1998	4.36	15	14	5	256.0	282	135	124	29	82	195
Sept., 1998	4.75	14	10	6	212.0	236	126	112	30	80	138
1998 Totals	4.99	77	85	36	1432.2	1583	855	794	174	562	951
April, 1999	5.67	9	10	4	165.0	197	112	104	19	87	121
May, 1999	5.43	12	17	3	258.1	311	173	156	43	139	196
June, 1999	6.68	13	13	5	229.0	289	190	170	44	119	165
July, 1999	6.74	12	18	9	263.0	317	203	197	56	136	173
August, 1999	5.23	14	16	7	268.2	298	167	156	42	126	201
Sept., 1999	5.90	11	14	5	218.0	247	150	143	27	115	154
October, 1999	9.67	1	2	0	27.0	41	33	29	6	15	22
1999 Totals	6.01	72	90	33	1429.0	1700	1028	955	237	737	1032
April, 2000	6.17	11	14	7	213.0	266	163	146	36	95	153
May, 2000	5.38	17	8	7	221.0	238	137	132	40	85	174
June, 2000	4.61	15	10	4	224.1	245	122	115	34	74	164
July, 2000	6.02	7	22	2	251.1	289	179	168	49	116	174
August, 2000	4.18	18	11	6	260.2	268	129	121	24	104	188
Sept., 2000	5.31	13	15	7	250.2	255	162	148	36	113	143
October, 2000	5.00	1	0	0	9.0	7	5	5	2	1	5
2000 Totals	5.26	82	80	33	1430.0	1568	897	835	221	588	1001
April, 2001	5.26	13	11	6	214.0	225	138	125	31	90	184
May, 2001	4.80	13	16	3	253.0	256	144	135	37	89	176
June, 2001	5.84	12	15	4	242.0	270	172	157	38	119	170
July, 2001	6.22	7	19	2	225.2	272	164	156	48	100	154
August, 2001	4.45	14	13	7	234.2	247	123	116	43	85	191
Sept., 2001	5.04	12	11	4	210.2	200	131	118	33	97	143
October, 2001	6.12	2	4	0	50.0	52	34	34	9	18	40
2001 Totals	5.29	73	89	26	1430.0	1522	906	841	239	598	1058

(Month-by-Month Team Pitching, continued)

	ERA	W	L	SV	IP	H	R	ER	HR	BB	SO
April, 2002	4.92	10	16	7	226.2	245	138	124	27	94	150
May, 2002	3.47	19	10	9	264.1	229	113	102	18	103	190
June, 2002	5.98	10	17	7	236.1	290	175	157	36	89	152
July, 2002	6.00	9	16	5	214.2	263	153	143	40	91	136
August, 2002	4.79	13	16	8	257.2	247	147	137	56	101	152
Sept., 2002	6.42	12	14	7	227.0	280	172	162	48	104	140
2002 Totals	5.20	73	89	43	1426.2	1554	898	825	225	582	920
April, 2003	5.22	15	12	6	239.2	283	155	139	31	94	156
May, 2003	4.73	12	17	5	251.1	273	139	132	27	106	175
June, 2003	5.14	15	13	9	247.0	283	150	141	34	92	150
July, 2003	5.17	14	13	7	236.2	263	143	136	38	76	151
August, 2003	5.24	9	19	3	243.2	264	152	142	30	103	122
Sept., 2003	5.85	9	14	4	201.2	263	153	131	40	81	112
2003 Totals	5.20	74	88	34	1420.0	1629	892	821	200	552	866
April, 2004	6.27	9	12	5	182.1	197	134	127	35	82	114
May, 2004	5.96	10	19	5	259.2	305	176	172	32	131	193
June, 2004	5.75	9	17	6	231.2	272	153	148	30	134	137
July, 2004	4.75	18	10	9	250.0	283	143	132	28	120	129
August, 2004	5.79	9	18	5	233.0	274	157	150	39	106	168
Sept., 2004	4.88	13	15	6	254.2	277	142	138	27	114	191
October, 2004	6.00	0	3	0	24.0	26	18	16	7	10	15
2004 Totals	5.54	68	94	36	1435.1	1634	923	883	198	697	947
April, 2005	6.55	6	15	2	180.0	210	137	131	26	110	107
May, 2005	5.17	9	20	4	250.2	283	156	144	34	122	165
June, 2005	5.13	12	15	6	237.0	285	149	135	26	90	191
July, 2005	4.93	10	17	8	237.1	266	138	130	22	97	180
August, 2005	4.81	15	14	10	258.0	270	142	138	26	83	173
Sept., 2005	4.68	14	13	7	238.2	270	134	124	37	97	156
October, 2005	3.18	1	1	0	17.0	16	6	6	4	5	9
2005 Totals	5.13	67	95	37	1418.2	1600	862	808	175	604	981
April, 2006	4.42	15	10	7	228.0	236	130	112	22	94	166
May, 2006	3.84	12	16	6	239.0	238	108	102	14	86	151
June, 2006	4.27	14	12	4	232.0	238	117	110	23	86	153
July, 2006	4.37	10	16	6	228.2	237	118	111	32	81	143
August, 2006	4.44	11	17	3	253.1	270	136	125	28	89	159
Sept., 2006	6.38	14	14	8	258.1	321	195	183	35	114	176
October, 2006	6.75	0	1	0	8.0	9	8	6	1	3	4
2006 Totals	4.66	76	86	34	1447.1	1549	812	749	155	553	952
April, 2007	4.49	10	16	4	234.1	259	130	117	24	82	143
May, 2007	4.87	15	13	11	253.0	259	139	137	23	96	149
June, 2007	4.53	14	13	5	240.1	260	128	121	32	71	146
July, 2007	4.11	15	9	7	214.2	208	106	98	23	57	141
August, 2007	3.82	15	14	4	261.1	259	128	111	32	88	180
Sept., 2007	4.02	20	8	8	255.1	237	119	114	28	104	197
October, 2007	5.54	1	0	0	13.0	15	8	8	2	6	11
2007 Totals	4.32	90	73	39	1472.0	1497	758	706	164	504	967
April, 2008	4.47	11	17	6	262.0	260	144	130	25	124	165
May, 2008	5.67	9	19	5	246.0	283	165	155	31	102	180
June, 2008	4.34	12	15	7	234.1	251	123	113	25	69	150
July, 2008	5.01	17	10	5	237.0	247	137	132	21	85	169
August, 2008	4.35	15	13	9	250.1	266	134	121	24	88	208
Sept., 2008	4.78	10	14	4	216.1	240	119	115	22	94	169
2008 Totals	4.77	74	88	36	1446.0	1547	822	766	148	562	1041
April, 2009	5.46	8	12	4	173.0	202	108	105	27	80	123
May, 2009	4.44	12	17	6	255.2	276	147	126	16	77	192
June, 2009	3.60	21	7	11	252.1	238	105	101	26	80	187
July, 2009	3.77	15	11	8	229.0	209	98	96	17	79	180
August, 2009	4.27	16	12	6	253.0	257	124	120	30	96	211
Sept., 2009	4.18	18	9	9	241.1	212	118	112	23	104	229
October, 2009	2.97	2	2	1	34.0	33	15	15	2	12	32
2009 Totals	4.22	92	70	45	1438.1	1427	715	675	141	528	1154
April, 2010	3.90	11	12	3	207.2	189	95	90	14	100	166
May, 2010	3.53	16	12	4	250.0	232	109	98	19	78	199
June, 2010	4.34	14	13	9	238.1	240	124	115	20	87	183
July, 2010	4.66	13	13	5	231.2	221	130	120	30	74	217
August, 2010	4.03	15	12	7	239.0	240	112	107	20	90	214
Sept., 2010	4.55	14	14	7	249.1	262	137	126	36	85	238
October, 2010	2.42	0	3	0	26.0	21	10	7	0	11	17
2010 Totals	4.14	83	79	35	1442.0	1405	717	663	139	525	1234
	ERA	W	L	SV	IP	H	R	ER	HR	BB	SO
April, 2011	3.53	17	8	12	229.2	202	96	90	25	75	184
May, 2011	4.52	8	21	4	258.2	245	140	130	29	109	199
June, 2011	3.88	14	13	9	241.0	252	120	104	24	90	171
July, 2011	5.06	12	15	5	233.0	247	138	131	30	82	202
August, 2011	4.91	13	16	6	260.1	297	148	142	38	93	188
Sept., 2011	4.64	9	16	5	225.0	228	132	116	30	73	174
2011 Totals	4.43	73	89	41	1447.2	1471	774	713	176	522	1118

(Month-by-Month Team Pitching, continued)

April, 2012	4.57	11	11	7	195.0	220	112	99	25	69	151
May, 2012	5.66	10	18	3	245.0	298	167	154	34	108	231
June, 2012	5.88	9	18	3	238.2	300	169	156	45	94	197
July, 2012	5.16	7	17	5	211.0	221	127	121	33	76	162
August, 2012	4.71	16	13	11	256.0	256	143	134	27	108	177
Sept., 2012	5.46	9	20	5	245.2	316	161	149	28	99	201
October, 2012	3.23	2	1	2	30.2	26	11	11	6	12	25
2012 Totals	5.22	64	98	36	1422.0	1637	890	824	198	566	1144
April, 2013	3.75	16	11	8	242.1	239	116	101	23	81	175
May, 2013	4.02	12	16	4	253.0	261	120	113	16	80	185
June, 2013	4.52	13	15	3	249.0	262	128	125	23	86	186
July, 2013	4.74	10	16	7	226.0	262	127	119	27	77	173
August, 2013	4.07	13	15	8	241.0	238	118	109	24	92	177
Sept., 2013	5.65	10	17	5	224.2	283	151	141	23	101	168
2013 Totals	4.44	74	88	35	1436.0	1545	760	708	136	517	1064
March, 2014	11.25	0	1	0	8.0	14	10	10	1	2	11
April, 2014	3.96	16	12	9	250.0	238	123	110	32	82	190
May, 2014	4.24	12	15	2	233.2	226	118	110	32	92	159
June, 2014	6.48	8	20	3	243.0	297	187	175	38	97	171
July, 2014	4.66	8	17	4	228.0	264	126	118	19	92	185
August, 2014	5.09	10	18	5	247.2	251	144	140	31	105	197
Sept., 2014	4.36	12	13	1	220.2	238	110	107	20	61	161
2014 Totals	4.84	66	96	24	1431.0	1528	818	770	173	531	1074
April, 2015	4.62	11	10	8	187.0	202	105	96	20	77	144
May, 2015	4.65	11	16	7	234.0	240	130	121	17	85	158
June, 2015	5.39	12	17	5	254.0	292	157	152	49	92	202
July, 2015	5.14	9	15	3	208.1	239	133	119	30	92	174
August, 2015	5.58	10	18	4	245.1	276	157	152	32	115	192
Sept., 2015	4.85	13	16	9	263.2	293	145	142	31	106	217
October, 2015	4.50	2	2	0	34.0	37	17	17	4	12	25
2015 Totals	5.04	68	94	36	1426.1	1579	844	799	183	579	1112
April, 2016	5.50	11	12	5	206.1	221	135	126	32	73	180
May, 2016	4.78	13	15	9	246.2	277	137	131	22	77	187
June, 2016	5.17	13	14	7	236.2	261	150	136	36	91	203
July, 2016	3.76	15	12	8	237.0	221	106	99	18	91	184
August, 2016	5.30	12	16	3	248.0	261	157	146	34	116	226
Sept., 2016	5.02	11	16	5	234.2	274	165	131	36	91	217
October, 2016	4.50	0	2	0	20.0	17	10	10	3	8	26
2016 Totals	4.91	75	87	37	1429.1	1532	860	779	181	547	1223
April, 2017	4.58	16	10	12	234.0	225	125	119	28	84	193
May, 2017	3.91	17	12	9	260.1	236	118	113	30	106	246
June, 2017	5.05	15	12	7	238.2	251	137	134	40	93	219
July, 2017	5.38	12	12	7	209.0	237	134	125	34	86	178
August, 2017	4.27	12	15	6	240.1	248	119	114	32	75	196
Sept., 2017	4.02	15	13	6	246.1	246	118	110	26	79	234
October, 2017	6.00	0	1	0	9.0	10	6	6	0	9	4
2017 Totals	4.51	87	75	47	1437.2	1453	757	721	190	532	1270
March, 2018	6.12	1	2	1	25.0	25	18	17	1	16	28
April, 2018	4.35	14	13	9	238.0	217	122	115	28	91	228
May, 2018	4.27	15	11	9	234.0	231	112	111	32	78	207
June, 2018	6.20	11	16	7	241.0	270	180	166	41	107	247
July, 2018	3.16	17	6	10	205.1	165	79	72	16	75	185
August, 2018	4.45	14	14	7	252.2	237	134	125	36	79	250
Sept., 2018	3.26	19	9	8	248.1	223	95	90	28	77	254
October, 2017	3.38	0	1	0	8.0	9	5	3	2	2	10
2018 Totals	4.33	91	72	51	1452.1	1377	745	699	184	525	1409

LOWEST ERA AT COORS FIELD, SINGLE SEASON

(MIN. 81 IP)

Player	ERA	Season
Kyle Freeland	2.40	2018
Jorge De La Rosa	2.76	2013
Jorge De La Rosa	3.08	2014
Ubaldo Jimenez	3.19	2010
Denny Stark	3.21	2002

LOWEST ROAD ERA, SINGLE SEASON

(MIN. 81 IP)

Player	ERA	Season
Jhoulys Chacín	2.44	2013
Ubaldo Jimenez	2.63	2010
Marvin Freeman	2.71	1994
Brian Bohanon	2.79	2000
German Márquez	2.95	2018

HOME AND ROAD, TEAM BATTING

1993	AVG	AB	R	H	2B	3B	HR	RBI	SB	CS	BB	SO	OBP	SLG
Total	.273	5517	758	1507	278	59	142	704	146	90	388	944	.323	.422
Home	.306	2754	489	843	158	48	77	449	80	43	228	410	.361	.482
Away	.240	2763	269	664	120	11	65	255	66	47	160	534	.285	.362
1994	AVG	AB	R	H	2B	3B	HR	RBI	SB	CS	BB	SO	OBP	SLG
Total	.274	4006	573	1098	206	39	125	540	91	53	378	761	.337	.439
Home	.298	1940	317	579	105	34	59	296	41	23	180	331	.359	.479
Away	.251	2066	256	519	101	5	66	244	50	30	198	430	.317	.401
1995	AVG	AB	R	H	2B	3B	HR	RBI	SB	CS	BB	SO	OBP	SLG
Total	.282	4994	785	1406	259	43	200	749	125	59	484	943	.350	.471
Home	.316	2515	485	794	140	31	134	470	55	30	257	422	.383	.556
Away	.247	2479	300	612	119	12	66	279	70	29	227	521	.315	.384
1996	AVG	AB	R	H	2B	3B	HR	RBI	SB	CS	BB	SO	OBP	SLG
Total	.287	5590	961	1607	297	37	221	909	201	66	527	1108	.355	.472
Home	.343	2909	658	997	189	26	149	627	118	35	298	504	.408	.579
Away	.228	2681	303	610	108	11	72	282	83	31	229	604	.295	.357
1997	AVG	AB	R	H	2B	3B	HR	RBI	SB	CS	BB	SO	OBP	SLG
Total	.288	5603	923	1611	269	40	239	869	137	65	562	1060	.357	.478
Home	.321	2841	545	912	155	23	124	516	77	32	288	449	.386	.523
Away	.253	2762	378	699	114	17	115	353	60	33	274	611	.327	.432
1998	AVG	AB	R	H	2B	3B	HR	RBI	SB	CS	BB	SO	OBP	SLG
Total	.291	5632	826	1640	333	36	183	792	67	47	469	949	.347	.461
Home	.325	2862	526	929	178	22	111	507	35	24	266	427	.382	.519
Away	.257	2770	300	711	155	14	72	285	32	23	203	522	.311	.401
1999	AVG	AB	R	H	2B	3B	HR	RBI	SB	CS	BB	SO	OBP	SLG
Total	.288	5717	906	1644	305	39	223	863	70	43	508	863	.348	.472
Home	.325	2938	572	955	174	26	144	547	35	23	269	378	.383	.549
Away	.248	2779	334	689	131	13	79	316	35	20	239	485	.310	.390
2000	AVG	AB	R	H	2B	3B	HR	RBI	SB	CS	BB	SO	OBP	SLG
Total	.294	5660	968	1664	320	53	161	905	131	61	601	907	.362	.455
Home	.334	2887	633	964	185	34	112	591	62	32	330	411	.401	.538
Away	.252	2773	335	700	135	19	49	314	69	29	271	496	.320	.368
2001	AVG	AB	R	H	2B	3B	HR	RBI	SB	CS	BB	SO	OBP	SLG
Total	.292	5690	923	1663	324	61	213	874	132	54	511	1027	.354	.483
Home	.331	2866	554	948	191	39	124	518	69	28	243	469	.387	.554
Away	.253	2824	369	715	133	22	89	356	63	26	268	558	.321	.410
2002	AVG	AB	R	H	2B	3B	HR	RBI	SB	CS	BB	SO	OBP	SLG
Total	.274	5512	778	1508	283	41	152	726	103	53	497	1043	.337	.423
Home	.313	2773	498	867	159	29	97	463	55	31	268	452	.376	.496
Away	.234	2739	280	641	124	12	55	263	48	22	229	591	.297	.348
2003	AVG	AB	R	H	2B	3B	HR	RBI	SB	CS	BB	SO	OBP	SLG
Total	.267	5518	853	1472	330	31	198	814	63	37	619	1134	.344	.445
Home	.294	2749	517	809	183	26	113	493	30	15	329	491	.372	.503
Away	.239	2769	336	663	147	5	85	321	33	22	290	643	.316	.388
2004	AVG	AB	R	H	2B	3B	HR	RBI	SB	CS	BB	SO	OBP	SLG
Total	.275	5577	833	1531	331	34	202	795	44	33	568	1181	.345	.455
Home	.303	2792	496	846	191	22	111	469	18	16	311	525	.375	.506
Away	.246	2785	337	685	140	12	91	326	26	17	257	656	.315	.403
2005	AVG	AB	R	H	2B	3B	HR	RBI	SB	CS	BB	SO	OBP	SLG
Total	.267	5542	740	1477	280	34	150	704	65	32	509	1103	.333	.411
Home	.300	2824	451	847	155	20	86	435	40	15	274	496	.366	.460
Away	.232	2718	289	630	125	14	64	269	25	17	235	607	.299	.359
2006	AVG	AB	R	H	2B	3B	HR	RBI	SB	CS	BB	SO	OBP	SLG
Total	.270	5562	813	1504	325	54	157	761	85	50	561	1108	.341	.433
Home	.294	2752	456	809	162	33	75	425	48	27	295	490	.366	.459
Away	.247	2810	357	695	163	21	82	336	37	23	266	618	.316	.408
2007	AVG	AB	R	H	2B	3B	HR	RBI	SB	CS	BB	SO	OBP	SLG
Total	.280	5691	860	1591	313	36	171	823	100	31	622	1152	.354	.437
Home	.298	2836	478	845	164	22	103	460	45	18	319	522	.372	.480
Away	.261	2855	382	746	149	14	68	363	55	13	303	630	.336	.395
2008	AVG	AB	R	H	2B	3B	HR	RBI	SB	CS	BB	SO	OBP	SLG
Total	.263	5557	747	1462	310	28	160	714	141	37	570	1209	.336	.415
Home	.278	2742	411	761	167	21	92	393	69	14	289	552	.350	.454
Away	.249	2815	336	701	143	7	68	321	72	23	281	657	.322	.377
2009	AVG	AB	R	H	2B	3B	HR	RBI	SB	CS	BB	SO	OBP	SLG
Total	.261	5398	804	1408	300	50	190	760	106	55	660	1277	.343	.441
Home	.287	2675	464	767	166	32	98	438	59	30	338	542	.377	.508
Away	.235	2723	340	641	134	18	92	322	47	25	322	735	.319	.399
2010	AVG	AB	R	H	2B	3B	HR	RBI	SB	CS	BB	SO	OBP	SLG
Total	.263	5530	770	1452	270	54	173	741	99	42	585	1274	.336	.425
Home	.298	2775	479	828	153	38	108	460	43	22	299	587	.368	.498
Away	.226	2755	291	624	117	16	65	281	56	20	286	687	.303	.351

(Home and Road, Team Batting, continued)

Year	AVG	AB	R	H	2B	3B	HR	RBI	SB	CS	BB	SO	OBP	SLG
2011														
Total	.258	5544	735	1429	274	40	163	697	118	42	555	1201	.329	.410
Home	.274	2756	439	754	147	24	94	415	62	17	304	552	.349	.447
Away	.242	2788	296	675	127	16	69	282	56	25	251	649	.309	.373
2012														
Total	.274	5577	758	1526	306	52	166	716	100	40	450	1213	.330	.436
Home	.306	2827	486	864	174	38	100	461	45	20	259	546	.367	.500
Away	.241	2750	272	662	132	14	66	255	55	20	191	667	.291	.371
2013														
Total	.270	5599	706	1511	283	36	159	673	112	32	427	1204	.323	.418
Home	.293	2836	434	830	156	30	88	410	75	16	16	518	.347	.462
Away	.246	2763	272	681	127	6	71	263	37	16	198	686	.298	.374
2014														
Total	.276	5612	755	1551	307	41	186	721	85	48	397	1281	.327	.445
Home	.322	2868	500	924	171	33	119	481	53	24	209	546	.372	.529
Away	.228	2744	255	627	136	8	67	240	32	24	188	735	.279	.357
2015														
Total	.265	5572	737	1479	274	49	186	702	97	43	388	1283	.328	.432
Home	.302	2819	449	851	151	35	102	433	54	18	210	572	.361	.489
Away	.228	2753	288	628	123	14	84	269	43	25	178	711	.277	.375
2016														
Total	.275	5614	845	1544	318	47	204	805	66	39	494	1330	.336	.457
Home	.304	2823	508	857	189	32	116	490	36	15	283	594	.369	.516
Away	.246	2791	337	687	129	15	88	315	30	24	211	736	.302	.398
2017														
Total	.273	5534	824	1510	293	38	192	793	59	34	519	1408	.338	.444
Home	.298	2735	488	816	156	30	110	475	24	14	278	641	.364	.498
Away	.248	2799	336	694	137	8	82	318	35	20	241	767	.312	.390
2018														
Total	.256	5541	780	1418	280	42	210	748	95	33	507	1397	.322	.435
Home	.287	2735	445	786	166	33	119	425	41	16	247	643	.350	.503
Away	.225	2806	335	632	114	9	91	323	54	17	260	754	.295	.370

HOME AND ROAD, TEAM PITCHING

Year	ERA	W	L	SV	CG	IP	H	R	ER	HR	BB	SO
1993												
Total	5.41	67	95	35	9	1431.1	1664	967	860	181	609	913
Home	5.80	39	42	16	4	733.0	907	551	472	107	320	483
Away	4.99	28	53	19	5	698.1	757	416	387	74	289	430
1994												
Total	5.15	53	64	28	4	1031.0	1185	638	590	120	448	703
Home	5.74	25	32	9	3	513.0	628	356	327	61	220	351
Away	4.57	28	32	19	1	518.0	557	282	263	59	228	352
1995												
Total	4.97	77	67	43	1	1288.1	1443	783	711	160	512	891
Home	6.17	44	28	22	0	658.0	843	490	451	107	252	458
Away	3.70	33	39	21	1	630.1	600	293	259	53	260	433
1996												
Total	5.59	83	79	34	5	1422.2	1597	964	884	198	624	932
Home	6.17	55	26	16	5	738.0	903	559	506	122	314	457
Away	4.97	28	53	18	0	684.2	694	405	378	76	310	475
1997												
Total	5.25	83	79	38	9	1432.2	1697	908	836	196	566	870
Home	5.67	47	34	19	4	738.0	932	501	465	121	263	451
Away	4.81	36	45	19	5	694.2	765	407	371	75	303	419
1998												
Total	4.99	77	85	36	9	1432.2	1583	855	794	174	562	951
Home	5.70	42	39	16	4	741.0	885	505	469	101	273	467
Away	4.23	35	46	20	5	691.2	698	350	325	73	289	484
1999												
Total	6.01	72	90	33	12	1429.0	1700	1028	955	237	737	1032
Home	7.11	39	42	13	4	739.0	987	626	584	159	385	526
Away	4.84	33	48	20	8	690.0	713	402	371	78	352	506
2000												
Total	5.26	82	80	33	7	1430.0	1568	897	835	221	588	1001
Home	6.06	48	33	13	3	739.0	896	531	498	133	303	522
Away	4.39	34	47	20	4	691.0	672	366	337	88	285	479
2001												
Total	5.29	73	89	26	8	1430.0	1522	906	841	239	598	1058
Home	6.12	41	40	12	4	734.0	834	531	499	144	332	537
Away	4.42	32	49	14	4	696.0	688	375	342	95	266	521
2002												
Total	5.20	73	89	43	1	1426.2	1554	898	825	225	582	920
Home	5.47	47	34	23	0	734.0	823	491	446	135	281	493
Away	4.92	26	55	20	1	692.2	731	407	379	90	301	427

(Home and Road, Team Pitching, continued)

Year	ERA	W	L	SV	CG	IP	H	R	ER	HR	BB	SO
2003												
Total	5.20	74	88	34	3	1420.0	1629	892	821	200	552	866
Home	5.07	49	32	20	1	737.0	847	450	415	117	247	472
Away	5.35	25	56	14	2	683.0	782	442	406	83	305	394
2004												
Total	5.54	68	94	36	3	1435.1	1634	923	883	198	697	947
Home	6.27	38	43	18	2	733.0	906	532	511	110	374	488
Away	4.77	30	51	18	1	702.1	728	391	372	88	323	459
2005												
Total	5.13	67	95	37	4	1418.2	1600	862	808	175	604	981
Home	5.18	40	41	18	3	735.0	860	447	423	84	293	505
Away	5.07	27	54	19	1	683.2	740	415	385	91	311	476
2006												
Total	4.66	76	86	34	5	1447.1	1549	812	749	155	553	952
Home	4.72	44	37	16	3	746.0	818	413	391	93	280	491
Away	4.59	32	49	18	2	701.1	731	399	358	62	273	461
2007												
Total	4.32	90	73	39	4	1472.0	1497	758	706	164	504	967
Home	4.34	51	31	18	1	754.0	796	396	364	82	231	472
Away	4.29	39	42	21	3	718.0	701	362	342	82	273	495
2008												
Total	4.77	74	88	36	3	1446.0	1547	822	766	148	562	1041
Home	4.83	43	38	19	3	745.0	814	420	400	82	253	523
Away	4.70	31	50	17	0	701.0	733	402	366	66	309	518
2009												
Total	4.22	92	70	45	5	1438.1	1427	715	675	141	528	1154
Home	4.41	51	30	20	1	737.0	754	379	361	74	276	592
Away	4.03	41	40	25	4	701.1	673	336	314	67	252	562
2010												
Total	4.14	83	79	35	6	1442.0	1405	717	663	139	525	1234
Home	4.25	52	25	20	2	743.0	743	379	351	79	232	634
Away	4.02	31	50	15	4	699.0	662	338	312	60	293	600
2011												
Total	4.43	73	89	41	5	1447.2	1471	774	713	176	522	1118
Home	4.71	38	43	15	1	742.0	817	427	388	101	241	544
Away	4.15	35	46	26	4	705.2	654	347	325	75	281	574
2012												
Total	5.22	64	98	36	0	1422.0	1637	890	824	198	566	1144
Home	5.97	35	46	14	0	734.0	909	523	487	118	269	574
Away	4.41	29	52	22	0	688.0	728	367	337	80	297	570
2013												
Total	4.44	74	88	35	1	1436.0	1545	760	708	136	517	1064
Home	4.43	45	36	16	0	747.0	813	387	368	71	241	535
Away	4.44	29	52	19	1	689.0	732	373	340	65	276	529
2014												
Total	4.84	66	96	24	1	1431.0	1528	818	770	173	531	1074
Home	5.05	45	36	22	1	740.0	825	444	415	90	266	525
Away	4.62	21	60	16	0	691.0	703	374	355	83	265	549
2015												
Total	5.04	68	94	36	4	1426.1	1579	844	799	183	579	1112
Home	5.68	36	45	14	3	730.1	878	483	461	100	287	560
Away	4.37	32	49	22	1	696.0	701	361	338	83	292	552
2016												
Total	4.91	75	87	37	2	1429.1	1532	860	779	181	547	1223
Home	5.40	42	39	19	2	736.0	840	477	442	99	257	636
Away	4.37	33	48	18	1	693.1	692	383	337	82	290	587
2017												
Total	4.51	87	75	47	1	1437.2	1453	757	721	190	532	1270
Home	4.93	46	35	19	0	729.0	770	415	399	98	269	621
Away	4.09	41	40	28	1	708.2	683	342	322	92	263	649
2018												
Total	4.33	91	72	51	0	1452.1	1377	745	699	184	525	1409
Home	4.63	47	34	20	0	733.0	749	404	377	101	267	725
Away	4.03	44	38	31	0	719.1	628	341	322	83	258	684

Career Batting Leaders

Games Played

Todd Helton	2,247
Carlos González	1,247
Larry Walker	1,170
Vinny Castilla	1,098
Troy Tulowitzki	1,048
Dante Bichette	1,018
Charlie Blackmon	920
DJ LeMahieu	918
Nolan Arenado	876
Brad Hawpe	816

At-Bats

Todd Helton	7,962
Carlos González	4,586
Vinny Castilla	4,099
Larry Walker	4,076
Dante Bichette	4,050
Troy Tulowitzki	3,897
Charlie Blackmon	3,512
DJ LeMahieu	3,385
Nolan Arenado	3,348
Garrett Atkins	2,788

Runs Scored

Todd Helton	1,401
Larry Walker	892
Carlos González	769
Dante Bichette	665
Troy Tulowitzki	660
Vinny Castilla	611
Charlie Blackmon	601
Nolan Arenado	524
DJ LeMahieu	498
Matt Holliday	482

Hits

Todd Helton	2,519
Larry Walker	1,361
Carlos González	1,330
Dante Bichette	1,278
Vinny Castilla	1,206
Troy Tulowitzki	1,165
Charlie Blackmon	1,062
DJ LeMahieu	1,011
Nolan Arenado	975
Matt Holliday	863

Doubles

Todd Helton	592
Larry Walker	297
Carlos González	277
Dante Bichette	270
Troy Tulowitzki	224
Nolan Arenado	222
Vinny Castilla	208
Matt Holliday	190
Charlie Blackmon	185
Brad Hawpe	166

Triples

Dexter Fowler	53
Neifi Perez	49
Larry Walker	44
Charlie Blackmon	40
Carlos González	39
Todd Helton	37
DJ LeMahieu	31
Eric Young	28
Nolan Arenado	25
Ellis Burks	24
Troy Tulowitzki	24

Extra-Base Hits

Todd Helton	998
Larry Walker	599
Carlos González	543
Dante Bichette	489
Vinny Castilla	467
Troy Tulowitzki	436
Nolan Arenado	433
Charlie Blackmon	365
Matt Holliday	343
Andres Galarraga	340

Total Bases

Todd Helton	4,292
Larry Walker	2,520
Carlos González	2,366
Dante Bichette	2,187
Vinny Castilla	2,171
Troy Tulowitzki	2,001
Nolan Arenado	1,805
Charlie Blackmon	1,747
Andres Galarraga	1,540
Matt Holliday	1,489

Multi-Hit Games

Todd Helton	710
Larry Walker	396
Dante Bichette	372
Carlos González	371
Vinny Castilla	334
Troy Tulowitzki	328
Charlie Blackmon	300
DJ LeMahieu	282
Nolan Arenado	277
Andres Galarraga	250

Home Runs

Todd Helton	369
Larry Walker	258
Vinny Castilla	239
Carlos González	227
Dante Bichette	201
Troy Tulowitzki	188
Nolan Arenado	186
Andres Galarraga	172
Charlie Blackmon	140
Matt Holliday	130

RBI

Todd Helton	1,406
Larry Walker	848
Dante Bichette	826
Carlos González	749
Vinny Castilla	745
Troy Tulowitzki	657
Nolan Arenado	616
Andres Galarraga	579
Matt Holliday	486
Garrett Atkins	479

Walks

Todd Helton	1,335
Larry Walker	584
Troy Tulowitzki	435
Carlos González	417
Brad Hawpe	400
Dexter Fowler	325
Walt Weiss	300
Chris Iannetta	291
Nolan Arenado	285
Garrett Atkins	279

Intentional Walks

Todd Helton	185
Larry Walker	71
Carlos González	53
Brad Hawpe	45
Troy Tulowitzki	45
Nolan Arenado	44
Vinny Castilla	43
Andres Galarraga	31
Charlie Blackmon	23
Four Players	20

Strikeouts

Todd Helton	1,175
Carlos González	1,107
Troy Tulowitzki	713
Brad Hawpe	711
Larry Walker	659
Charlie Blackmon	653
Vinny Castilla	631
Dante Bichette	620
Andres Galarraga	610
Dexter Fowler	588

Stolen Bases

Eric Young	180
Charlie Blackmon	127
Larry Walker	126
Carlos González	118
Dante Bichette	105
Willy Taveras	101
Juan Pierre	100
Dexter Fowler	83
DJ LeMahieu	75
Eric Young Jr.	70

Batting Avg. (1000 PA)

Larry Walker	.334
Jeff Cirillo	.320
Matt Holliday	.319
Todd Helton	.316
Andres Galarraga	.316
Dante Bichette	.316
Juan Pierre	.308
Michael Cuddyer	.307
Ellis Burks	.306
Charlie Blackmon	.302

On-Base Pct. (1000 PA)

Larry Walker	.426
Todd Helton	.414
Matt Holliday	.387
Jeff Cirillo	.379
Ellis Burks	.378
Eric Young	.378
Walt Weiss	.375
Brad Hawpe	.374
Jeff Reed	.373
Troy Tulowitzki	.371

Slugging Pct. (1000 PA)

Larry Walker	.618
Ellis Burks	.579
Andres Galarraga	.577
Matt Holliday	.550
Dante Bichette	.540
Nolan Arenado	.539
Todd Helton	.539
Vinny Castilla	.530
Trevor Story	.530
Michael Cuddyer	.525

Single-Season Batting Leaders

Games Played

162	Neifi Perez	2000
	Vinny Castilla	1998
	Neifi Perez	1998
161	Dante Bichette	1998
160	Ian Desmond	2018
	Nolan Arenado	2016
	Todd Helton	2003
	Todd Helton	2000
	Vinny Castilla	1996
159	Seven Times	

Batting Average (qualifiers)

379	Larry Walker	1999
372	Todd Helton	2000
370	Andres Galarraga	1993
366	Larry Walker	1997
363	Larry Walker	1998
358	Todd Helton	2003
350	Larry Walker	2001
348	DJ LeMahieu	2016
347	Todd Helton	2004
344	Ellis Burks	1996

On-Base Pct. (qualifiers)

469	Todd Helton	2004
463	Todd Helton	2000
45809	Larry Walker	1999
45804	Todd Helton	2003
452	Larry Walker	1997
449	Larry Walker	2001
4448	Todd Helton	2005
4447	Larry Walker	1998
434	Todd Helton	2007
432	Todd Helton	2001

Slugging Pct. (qualifiers)

720	Larry Walker	1997
710	Larry Walker	1999
698	Todd Helton	2000
685	Todd Helton	2001
662	Larry Walker	2001
639	Ellis Burks	1996
6299	Larry Walker	1998
6295	Todd Helton	2003
620	Dante Bichette	1995
6197	Todd Helton	2004

At-Bats

690	Neifi Perez	1999
662	Dante Bichette	1998
651	Neifi Perez	2000
647	Neifi Perez	1998
645	Vinny Castilla	1998
644	Charlie Blackmon	2017
636	Matt Holliday	2007
633	Dante Bichette	1996
629	Vinny Castilla	1996
626	Charlie Blackmon	2018
	Andres Galarraga	1996

Runs

143	Larry Walker	1997
142	Ellis Burks	1996
138	Todd Helton	2000
137	Charlie Blackmon	2017
135	Todd Helton	2003
132	Todd Helton	2001
120	Andres Galarraga	1997
	Matt Holliday	2007
119	Andres Galarraga	1996
	Matt Holliday	2006

Hits

219	Dante Bichette	1998
216	Matt Holliday	2007
	Todd Helton	2000
213	Charlie Blackmon	2017
211	Ellis Burks	1996
209	Todd Helton	2003
208	Larry Walker	1997
206	Vinny Castilla	1998
202	Juan Pierre	2001
198	Garrett Atkins	2006
	Dante Bichette	1996

Extra-Base Hits

105	Todd Helton	2001
103	Todd Helton	2000
99	Larry Walker	1997
93	Ellis Burks	1996
92	Matt Holliday	2007
89	Nolan Arenado	2015
	Andres Galarraga	1996
87	Nolan Arenado	2017
	Todd Helton	2003
86	Charlie Blackmon	2017

Doubles

59	Todd Helton	2000
54	Todd Helton	2001
53	Jeff Cirillo	2000
50	Matt Holliday	2007
49	Todd Helton	2003
	Todd Helton	2004
48	Dante Bichette	1998
	Garrett Atkins	2006
46	Larry Walker	1997
	Larry Walker	1998

Triples

15	Dexter Fowler	2011
14	Charlie Blackmon	2017
	Dexter Fowler	2010
11	Dexter Fowler	2012
	Neifi Perez	1999
	Neifi Perez	2000
	Juan Pierre	2001
	Juan Uribe	2001
10	Four Times	

Total Bases

409	Larry Walker	1997
405	Todd Helton	2000
402	Todd Helton	2001
392	Ellis Burks	1996
387	Charlie Blackmon	2017
386	Matt Holliday	2007
380	Vinny Castilla	1998
376	Andres Galarraga	1996
367	Todd Helton	2003
359	Dante Bichette	1995

Home Runs

49	Larry Walker	1997
	Todd Helton	2001
47	Andres Galarraga	1996
46	Vinny Castilla	1998
42	Todd Helton	2000
	Nolan Arenado	2015
41	Nolan Arenado	2016
	Andres Galarraga	1997
40	Carlos González	2015
	Vinny Castilla	1997
	Ellis Burks	1996
	Vinny Castilla	1996
	Dante Bichette	1995

RBI

150	Andres Galarraga	1996
147	Todd Helton	2000
146	Todd Helton	2001
144	Vinny Castilla	1998
141	Dante Bichette	1996
	Preston Wilson	2003
140	Andres Galarraga	1997
137	Matt Holliday	2007
133	Dante Bichette	1999
	Nolan Arenado	2016

Walks

127	Todd Helton	2004
116	Todd Helton	2007
111	Todd Helton	2003
106	Todd Helton	2005
103	Todd Helton	2000
99	Todd Helton	2002
98	Larry Walker	2003
	Todd Helton	2001
	Walt Weiss	1995
91	Todd Helton	2009

Strikeouts

191	Trevor Story	2017
175	Mark Reynolds	2017
168	Trevor Story	2018
157	Andres Galarraga	1996
146	Ian Desmond	2018
	Andres Galarraga	1995
145	Brad Hawpe	2009
141	Andres Galarraga	1997
139	Preston Wilson	2003
138	Ian Stewart	2009

Stolen Bases

68	Willy Taveras	2008
53	Eric Young	1996
47	Juan Pierre	2002
46	Juan Pierre	2001
43	Charlie Blackmon	2015
42	Eric Young	1993
39	Tom Goodwin	2000
35	Eric Young	1995
33	Willy Taveras	2007
	Larry Walker	1997

Pinch Hits

28	John Vander Wal	1995
23	Greg Norton	2003
20	Lenny Harris	1999
19	Pat Valaika	2017
17	Brandon Barnes	2014
	Seth Smith	2009
	Greg Norton	2001
	Jimmy Tatum	2001
16	Mark Sweeney	2004
	John Vander Wal	1996

Pinch-Hit Home Runs

5	Mark Sweeney	2004
4	Pat Valaika	2017
	Ryan Raburn	2016
	Greg Norton	2003
	Angel Echevarria	1999
	John Vander Wal	1995
	Howard Johnson	1994
3	Greg Norton	2001
	John Vander Wal	1998
	John Vander Wal	1996

Year-by-Year Batting Leaders

BATTING AVERAGE

1993	Galarraga	.370
1994	Galarraga	.319
1995	Bichette	.340
1996	Burks	.344
1997	Walker	.366
1998	Walker	.363
1999	Walker	.379
2000	Helton	.372
2001	Walker	.350
2002	Walker	.338
2003	Helton	.358
2004	Helton	.347
2005	Helton	.320
2006	Atkins	.329
2007	Holliday	.340
2008	Holliday	.321
2009	Holliday	.325
2010	González	.336
2011	Tulowitzki	.302
2012	Pacheco	.309
2013	Cuddyer	.333
2014	Morneau	.319
2015	LeMahieu	.301
2016	LeMahieu	.348
2017	Blackmon	.331
2018	Arenado	.297

RUNS

1993	Bichette	93
1994	Galarraga	77
1995	Bichette	102
1996	Burks	142
1997	Walker	143
1998	Walker	113
1999	Helton	114
2000	Helton	138
2001	Helton	132
2002	Helton	107
2003	Helton	135
2004	Helton	115
2005	Helton	92
2006	Holliday	119
2007	Holliday	120
2008	Holliday	107
2009	Tulowitzki	101
2010	González	111
2011	González	20
2012	González	89
2013	Cuddyer	74
2014	Blackmon	82
2015	Arenado	97
2016	Arenado	116
2017	Blackmon	137
2018	Blackmon	119

HITS

1993	Hayes	175
1994	Bichette	147
1995	Bichette (tie)	197
1996	Burks	211
1997	Walker	208
1998	Bichette	219
1999	Perez	193
2000	Helton	216
2001	Pierre	202
2002	Helton	182
2003	Helton	209
2004	Helton	190
2005	Helton	163
2006	Atkins	198
2007	Holliday	216
2008	Atkins	175
2009	Helton	177
2010	González	197
2011	Tulowitzki	162
2012	González	157
2013	Cuddyer	162
2014	Blackmon	171
2015	Arenado	177
2016	LeMahieu	192
2017	Blackmon	213
2018	Blackmon	182

DOUBLES

1993	Hayes	45
1994	Bichette	33
1995	Bichette	38
1996	Burks	45
1997	Walker	46
1998	Bichette	48
1999	Helton	39
2000	Helton	59
2001	Helton	54
2002	Walker	40
2003	Helton	49
2004	Helton	45
2005	Helton	45
2006	Atkins	48
2007	Holliday	50
2008	Holliday	38
2009	Hawpe	42
2010	González	34
2011	Tulowitzki	36
2012	Pacheco	32
2013	Cuddyer	31
2014	Arenado	34
2015	Arenado	43
2016	González	42

2017	Arenado (tie)	43
2018	Story	42

TRIPLES

1993	Young	8
1994	Kingery	8
1995	Young (tie)	9
1996	Burks	8
1997	Perez	10
1998	Perez	9
1999	Perez (tie)	11
2000	Perez	11
2001	Pierre	11
2002	Uribe	11
2003	Walker	7
2004	Burnitz	7
2005	Holliday	7
2006	Sullivan	10
2007	Holliday	6
2008	Matsui	6
2009	Barnes	6
2010	Fowler	10
2011	Fowler	14
2012	Fowler	15
2013	González	6
2014	Rutledge	7
2015	Blackmon	9
2016	LeMahieu	8
2017	Blackmon	14
2018	Desmond	8

HOME RUNS

1993	Hayes	25
1994	Galarraga	25
1995	Bichette	40
1996	Galarraga	47
1997	Walker	49
1998	Castilla	46
1999	Walker	47
2000	Helton	42
2001	Helton	49
2002	Helton	30
2003	Wilson	36
2004	Burnitz	37
2005	Helton	20
2006	Holliday	34
2007	Holliday	36
2008	Hawpe	25
2009	Holliday	25
2010	Tulowitzki	32
2011	González	34
2012	Tulowitzki	30
2013	Rosario	28
2014	González	26
2015	Dickerson	24
2016	Arenado (tie)	42
2017	Arenado (tie)	41
2018	Blackmon	37
2018	Arenado	38

RBI

1993	Galarraga	98
1994	Hayes	98
1995	Bichette	95
1996	Galarraga	128
1997	Galarraga	140
1998	Castilla	144
1999	Bichette	133
2000	Helton	147
2001	Helton	146
2002	Helton	109
2003	Wilson	141
2004	Castilla	131
2005	Atkins	89
2006	Atkins	120
2007	Holliday	137
2008	Atkins	99
2009	Tulowitzki	92
2010	González	117
2011	Tulowitzki	105
2012	González	85
2013	Cuddyer	84
2014	Morneau	82
2015	Arenado	130
2016	Arenado	133
2017	Arenado	130
2018	Arenado	110

STOLEN BASES

1993	Young	42
1994	Bichette	21
1995	Young	35
1996	Young	53
1997	Walker	33
1998	Bichette	14
1999	Walker	14
2000	Shumpert	14
2001	Goodwin	39
2002	Pierre (tie)	46
2003	Pierre	47
2004	Wilson	14
2005	Miles	12
2006	Holliday	14
2006	Carroll	10

2007	Holliday	10
2008	Sullivan	10
2009	Taveras	33
2010	Taveras	68
2011	Fowler	27
2012	González	26
2013	Young Jr.	27
2014	González	20
2015	González	21
2016	Blackmon	28
2017	Blackmon	43
2018	Blackmon	17
2018	Desmond	15
2018	Story	27

TOTAL BASES

1993	Hayes	299
1994	Bichette	265
1995	Bichette	359
1996	Burks	392
1997	Walker	409
1998	Castilla	380
1999	Helton	339
2000	Helton	400
2001	Helton	402
2002	Helton	319
2003	Helton	367
2004	Helton	339
2005	Helton	272
2006	Holliday	353
2007	Holliday	386
2008	Holliday	290
2009	Tulowitzki	300
2010	González	351
2011	Tulowitzki	292
2012	González	264
2013	Cuddyer	259
2014	Blackmon	261
2015	Arenado	354
2016	Arenado	352
2017	Blackmon	387
2018	Story	339

EXTRA-BASE HITS

1993	Hayes	72
1994	Bichette	62
1995	Bichette	80
1996	Burks	93
1997	Walker	99
1998	Castilla	78
1999	Helton	79
2000	Helton	103
2001	Helton	105
2002	Helton	73
2003	Helton	87
2004	Helton	83
2005	Helton	67
2006	Holliday	84
2007	Holliday	92
2008	Holliday	65
2009	Hawpe	68
2010	González	77
2011	Tulowitzki	68
2012	González	58
2013	González	57
2014	Dickerson	57
2015	Arenado	89
2016	Arenado	82
2017	Arenado	87
2018	Story	85

WALKS

1993	Young	63
1994	Weiss	56
1995	Weiss	98
1996	Weiss	80
1997	Walker	78
1998	Walker	64
1999	Helton	68
2000	Helton	103
2001	Helton	98
2002	Helton	99
2003	Helton	111
2004	Helton	127
2005	Helton	106
2006	Helton	91
2007	Helton	116
2008	Hawpe	76
2009	Helton	89
2010	Iannetta	67
2011	Iannetta	70
2012	Fowler	68
2013	Fowler	65
2014	Tulowitzki	50
2015	LeMahieu	50
2016	Arenado	68
2017	Reynolds	61
2018	Arenado	73

ON-BASE PERCENTAGE

1993	Galarraga	.403
1994	Castilla	.357
1995	Weiss	.403
1996	Burks	.408
1997	Walker	.452
1998	Walker	.445
1999	Walker	.458
2000	Helton	.463
2001	Walker	.449

2002	Helton	.429
2003	Helton	.458
2004	Helton	.469
2005	Helton	.445
2006	Atkins	.409
2007	Helton	.434
2008	Holliday	.409
2009	Helton	.416
2010	Tulowitzki	.381
2011	Helton	.385
2012	Fowler	.389
2013	Tulowitzki	.391
2014	Morneau	.364
2015	LeMahieu	.358
2016	LeMahieu	.416
2017	Blackmon	.399
2018	Arenado	.374

SLUGGING PERCENTAGE

1993	Galarraga	.602
1994	Galarraga	.592
1995	Bichette	.620
1996	Burks	.639
1997	Walker	.720
1998	Walker	.630
1999	Walker	.710
2000	Helton	.698
2001	Helton	.685
2002	Walker	.602
2003	Helton	.630
2004	Helton	.620
2005	Helton	.534
2006	Holliday	.586
2007	Holliday	.607
2008	Holliday	.538
2009	Tulowitzki	.552
2010	González	.598
2011	Tulowitzki	.544
2012	González	.510
2013	Tulowitzki	.540
2014	Morneau	.496
2015	Arenado	.575
2016	Arenado	.570
2017	Blackmon	.601
2018	Story	.567

MULTI-HIT GAMES

1993	Galarraga	56
1994	Bichette	44
1995	Bichette	58
1996	Burks	65
1997	Walker	65
1998	Bichette (tie)	66
1999	Perez	60
2000	González	63
2001	Helton	59
2002	Helton	57
2003	Helton	61
2004	Helton	53
2005	Helton	46
2006	Holliday	58
2007	Holliday	59
2008	Atkins	52
2009	Helton	51
2010	González	57
2011	Tulowitzki	53
2012	González	48
2013	Cuddyer	44
2014	Morneau	48
2015	Blackmon	48
2016	LeMahieu	59
2017	Blackmon	68
2018	Arenado	57

PINCH HITS

1993	Tatum	17
1994	Vander Wal	14
1995	Vander Wal	28
1996	Vander Wal	16
1997	Vander Wal	10
1998	Vander Wal	11
1999	Harris	20
2000	Shumpert (tie)	15
2001	Norton	17
2002	Norton	15
2003	Norton	23
2004	Sweeney	16
2005	Piedra	15
2006	Carroll	6
2007	Freeman	6
2007	Spilborghs	6
2008	Baker	9
2008	Sp	

Career Pitching Leaders

Appearances

Steve Reed	461
Brian Fuentes	428
Matt Belisle	392
Adam Ottavino	361
Curtis Leskanic	356
Manuel Corpas	311
Rafael Betancourt	309
Mike Muñoz	300
Rex Brothers	286
Jose Jiménez	265

Starts

Aaron Cook	206
Jorge De La Rosa	200
Jeff Francis	185
Jason Jennings	156
Ubaldo Jiménez	137
Jamey Wright	132
Pedro Astacio	129
Jhoulys Chacin	109
John Thomson	101
Kevin Ritz	98

Wins

Jorge De La Rosa	86
Aaron Cook	72
Jeff Francis	64
Jason Jennings	58
Ubaldo Jiménez	56
Pedro Astacio	53
Kevin Ritz	39
Jhoulys Chacin	38
Jamey Wright	35
Tyler Chatwood	34

Losses

Aaron Cook	68
Jeff Francis	62
Jorge De La Rosa	61
Jason Jennings	56
Jamey Wright	52
Pedro Astacio	48
Jhoulys Chacin	48
Shawn Chacon	45
Ubaldo Jiménez	45
John Thomson	43

Innings Pitched

Aaron Cook	1312.1
Jorge De La Rosa	1141.1
Jeff Francis	1066.0
Jason Jennings	941.0
Ubaldo Jiménez	851.0
Pedro Astacio	827.1
Jamey Wright	791.2
Jhoulys Chacin	672.0
John Thomson	611.0
Kevin Ritz	576.1

ERA (300.0 IP)

Brian Fuentes	3.38
Kyle Freeland	3.39
Adam Ottavino	3.41
Steve Reed	3.63
Ubaldo Jiménez	3.66
Jhoulys Chacin	3.78
Bruce Ruffin	3.84
Matt Belisle	3.88
Manuel Corpas	4.01
German Márquez	4.11

Complete Games

Pedro Astacio	14
Aaron Cook	11
Ubaldo Jiménez	8
Jason Jennings	6
John Thomson	6
Roger Bailey	5
Brian Bohanon	5
Darryl Kile	5
Armando Reynoso	5
Three Players	3

Shutouts

Jason Jennings	3
Ubaldo Jiménez	3
Roger Bailey	2
Brian Bohanon	2
Aaron Cook	2
Jeff Francis	2
John Thomson	2
15 Pitchers	1

Winning Pct. (30 dec.)

Darren Holmes	.639 (23-13)
Kyle Freeland	.609 (28-18)
Curtis Leskanic	.608 (31-20)
Jorge De La Rosa	.585 (86-61)
German Márquez	.578 (26-19)
Jon Gray	.561 (32-25)
Ubaldo Jiménez	.554 (56-45)
Chad Bettis	.545 (30-25)
Steve Reed	.532 (33-29)
Marvin Freeman	.526 (20-18)

Saves

Brian Fuentes	115
Jose Jiménez	102
Huston Street	84
Bruce Ruffin	60
Rafael Betancourt	58
Darren Holmes	46
Wade Davis	43
Greg Holland	41
Dave Veres	39
Jerry Dipoto	36

Walks

Jorge De La Rosa	481
Jason Jennings	425
Aaron Cook	408
Jamey Wright	387
Ubaldo Jiménez	371
Jeff Francis	333
Shawn Chacon	293
Pedro Astacio	290
Jhoulys Chacin	280
Kevin Ritz	253

Strikeouts

Jorge De La Rosa	985
Ubaldo Jiménez	773
Pedro Astacio	749
Jeff Francis	742
Jason Jennings	622
Aaron Cook	558
Jon Gray	520
Jhoulys Chacin	514
Brian Fuentes	470
Adam Ottavino	452

CONSECUTIVE QUALITY STARTS, SINGLE SEASON

Player	Consecutive QS	Date
Ubaldo Jimenez	14	April 5-June 17, 2010
German Márquez	12	July 29-Sept. 26, 2018
Ubaldo Jimenez	12	July 10-Sept. 7, 2009
Kyle Freeland	11	Aug. 6-Sept. 28, 2018

Single-Season Pitching Leaders

Appearances

80	...	Matt Belisle	...	2012
79	...	Jose Mesa	...	2006
	...	Todd Jones	...	2002
78	...	Manny Corpas	...	2007
	...	Brian Fuentes	...	2005
	...	Mike Myers	...	2000
	...	Chuck McElroy	...	1998
76	...	Matt Belisle	...	2010
	...	Manuel Corpas	...	2008
	...	Curtis Leskanic	...	1995

Games Started

35	...	Darryl Kile	...	1998
	...	Kevin Ritz	...	1996
34	...	Ubaldo Jiménez	...	2008
	...	Jeff Francis	...	2007
	...	Shawn Estes	...	2004
	...	Pedro Astacio	...	1999
	...	Pedro Astacio	...	1998
	...	Jamey Wright	...	1998
33	...	Seven Pitchers (Eight Times)	...	

Wins

19	...	Ubaldo Jiménez	...	2010
17	...	Kyle Freeland	...	2018
	...	Jeff Francis	...	2007
	...	Pedro Astacio	...	1999
	...	Kevin Ritz	...	1996
16	...	Jorge De La Rosa	...	2013
	...	Jorge De La Rosa	...	2009
	...	Aaron Cook	...	2008
	...	Jason Jennings	...	2002
15	...	Three Pitchers	...	

Losses

17	...	Darryl Kile	...	1998
16	...	Jamey Wright	...	2005
15	...	Tyler Chatwood	...	2017
	...	Aaron Cook	...	2006
	...	Mike Hampton	...	2002
	...	Masato Yoshii	...	2000
14	...	Jhoulys Chacin	...	2011
	...	Pedro Astacio	...	1998
	...	Jamey Wright	...	1998
13	...	Seven Pitchers (Eight Times)	...	

ERA (qualifiers)

2.80	...	Marvin Freeman	...	1994
2.85	...	Kyle Freeland	...	2018
2.88	...	Ubaldo Jiménez	...	2010
3.47	...	Jhoulys Chacin	...	2013
3.47	...	Ubaldo Jiménez	...	2009
3.49	...	Jorge De La Rosa	...	2013
3.62	...	Jhoulys Chacin	...	2011
3.66	...	Joe Kennedy	...	2004
3.77	...	German Márquez	...	2018
3.78	...	Jason Jennings	...	2006

Winning Pct. (qualifiers)

.833	...	Marvin Freeman (10-2)	...	1994
.733	...	Denny Stark (11-4)	...	2002
.727	...	Jorge De La Rosa (16-6)	...	2013
.708	...	Kyle Freeland (17-7)	...	2018
.704	...	Ubaldo Jiménez (19-8)	...	2010
.688	...	Julian Tavarez (11-5)	...	2000
.667	...	Antonio Senzatela (10-5)	...	2017
	...	Jason Jennings (16-8)	...	2002
.654	...	Jeff Francis (17-9)	...	2007
.652	...	Shawn Estes (15-8)	...	2004

Saves

43	...	Wade Davis	...	2018
41	...	Greg Holland	...	2017
	...	Jose Jiménez	...	2002
35	...	Huston Street	...	2009
	...	Shawn Chacon	...	2004
31	...	Rafael Betancourt	...	2012
	...	Brian Fuentes	...	2005
	...	Dave Veres	...	1999
30	...	Brian Fuentes	...	2008
	...	Brian Fuentes	...	2006

Innings Pitched

232.0	...	Pedro Astacio	...	1999
230.1	...	Darryl Kile	...	1998
221.2	...	Ubaldo Jiménez	...	2010
218.0	...	Ubaldo Jiménez	...	2009
216.0	...	Jason Marquis	...	2009
215.1	...	Jeff Francis	...	2007
213.0	...	Kevin Ritz	...	1996
212.2	...	Aaron Cook	...	2006
212.0	...	Jason Jennings	...	2006
211.1	...	Aaron Cook	...	2008

Complete Games

7	...	Pedro Astacio	...	1999
5	...	Roger Bailey	...	1997
4	...	Ubaldo Jiménez	...	2010
	...	Pedro Astacio	...	2001
	...	Darryl Kile	...	1998
	...	Armando Reynoso	...	1993
3	...	Mark Thompson	...	1996
	...	Brian Bohanon	...	1999
	...	Pedro Astacio	...	2000
	...	Jason Jennings	...	2006

Strikeouts

230	...	German Márquez	...	2018
214	...	Ubaldo Jiménez	...	2010
210	...	Pedro Astacio	...	1999
198	...	Ubaldo Jiménez	...	2009
193	...	Jorge De La Rosa	...	2009
	...	Pedro Astacio	...	2000
185	...	Jon Gray	...	2016
183	...	Jon Gray	...	2018
173	...	Kyle Freeland	...	2018
172	...	Ubaldo Jiménez	...	2008

Walks

109	...	Darryl Kile	...	1999
105	...	Shawn Estes	...	2004
	...	Kevin Ritz	...	1996
103	...	Ubaldo Jiménez	...	2008
101	...	Jason Jennings	...	2004
96	...	Darryl Kile	...	1998
95	...	Jamey Wright	...	1998
92	...	Ubaldo Jiménez	...	2010
	...	Brian Bohanon	...	1999
91	...	Mike Hampton	...	2002

Relief Wins

11	...	Gabe White	...	2000
10	...	Matt Belisle	...	2011
9	...	Steve Reed	...	1993
8	...	Scott Oberg	...	2018
	...	Rex Brothers	...	2012
7	...	Curtis Leskanic	...	1996
	...	Bruce Ruffin	...	1996
	...	Darren Holmes	...	1997
	...	Matt Belisle	...	2010
6	...	Eight Players (Nine Times)	...	

Strikeouts/9.0 IP (qualifiers)

10.56	...	German Márquez	...	2018
9.91	...	Jon Gray	...	2016
9.56	...	Jon Gray	...	2018
9.39	...	Jorge De La Rosa	...	2009
8.85	...	Pedro Astacio	...	2000
8.69	...	Ubaldo Jiménez	...	2010
8.39	...	Tyler Anderson	...	2018
8.17	...	Ubaldo Jiménez	...	2009
8.17	...	German Márquez	...	2017
8.15	...	Pedro Astacio	...	1999

Fewest Walks/9.0 IP (qualifiers)

2.04	...	Aaron Cook	...	2008
2.14	...	Jason Hammel	...	2009
2.33	...	Aaron Cook	...	2006
2.38	...	Jason Hammel	...	2010
2.39	...	Aaron Cook	...	2007
2.61	...	Armando Reynoso	...	1996
2.62	...	German Márquez	...	2018
2.63	...	Jeff Francis	...	2007
2.72	...	Jon Gray	...	2018
2.72	...	German Márquez	...	2017

Lowest BA Against (qualifiers)

.209	...	Ubaldo Jiménez	...	2010
.229	...	Ubaldo Jiménez	...	2009
.231	...	Jhoulys Chacin	...	2011
.238	...	Jorge De La Rosa	...	2014
.240	...	Kyle Freeland	...	2018
.241	...	German Márquez	...	2018
.243	...	Jon Gray	...	2016
.245	...	Ubaldo Jiménez	...	2008
.248	...	Tyler Anderson	...	2018
.249	...	Jorge De La Rosa	...	2009

Home Runs Allowed

39	...	Pedro Astacio	...	1998
38	...	Pedro Astacio	...	1999
33	...	Darryl Kile	...	1999
	...	Kyle Kendrick	...	2015
32	...	Pedro Astacio	...	2000
	...	Masato Yoshii	...	2000
31	...	Mike Hampton	...	2001
30	...	Tyler Anderson	...	2018
	...	Shawn Estes	...	2004
	...	Brian Bohanon	...	1999

Year-by-Year Pitching Leaders

WINS		
1993	Reynoso	12
1994	Freeman	10
1995	Ritz	11
1996	Ritz	17
1997	Bailey/Holmes	9
1998	Astacio/Kile	13
1999	Astacio	17
2000	Astacio/Bohanon	12
2001	Hampton	14
2002	Jennings	16
2003	Oliver	13
2004	Estes	15
2005	Francis	14
2006	Francis	13
2007	Francis	17
2008	Cook	16
2009	De La Rosa	16
2010	Jiménez	19
2011	Chacin	11
2012	Brothers	8
2013	De La Rosa	16
2014	De La Rosa	14
2015	De La Rosa	9
2016	Bettis	14
2017	Freeland/Márquez	11
2018	Freeland	17

STRIKEOUTS		
1993	Ruffin	126
1994	G.W. Harris	82
1995	Ritz	120
1996	Ritz	105
1997	J. Thomson	106
1998	Astacio	170
1999	Astacio	210
2000	Astacio	193
2001	Neagle	139
2002	Jennings	127
2003	Jennings	119
2004	Jennings	133
2005	Francis	128
2006	Jennings	142
2007	Francis	165
2008	Jiménez	172
2009	Jiménez	198
2010	Jiménez	214
2011	Chacin	150
2012	Brothers/Pomeranz	83
2013	Chacin	126
2014	De La Rosa	139
2015	De La Rosa	134
2016	Gray	185
2017	Márquez	147
2018	Márquez	230

ERA (Min. 20 Starts)		
1993	Reynoso	4.00
1994	Neid	4.80
1995	Ritz	4.21
1996	Reynoso	4.96
1997	Bailey	4.29
1998	Kile	5.20
1999	Astacio	5.04
2000	Bohanon	4.68
2001	Neagle	5.38
2002	Jennings	4.52
2003	Oliver	5.04
2004	Kennedy	3.66
2005	Wright	5.46
2006	Jennings	3.78
2007	Cook	4.12
2008	Cook	3.96
2009	Jiménez	3.47
2010	Jiménez	2.88
2011	Chacin	3.62
2012	Pomeranz	4.93
2013	Chatwood	3.15
2014	De La Rosa	4.10

2015	De La Rosa	4.17
2016	Chatwood	3.87
2017	Gray	3.67
2018	Freeland	2.85

SAVES		
1993	Holmes	25
1994	Ruffin	16
1995	Holmes	14
1996	Ruffin	24
1997	Dipoto	16
1998	Dipoto	19
1999	Veres	31
2000	Jiménez	24
2001	Jiménez	17
2002	Jiménez	41
2003	Jiménez	20
2004	Chacon	35
2005	Fuentes	31
2006	Fuentes	30
2007	Fuentes	20
2008	Fuentes	30
2009	Street	35
2010	Street	20
2011	Street	29
2012	Betancourt	31
2013	Brothers	19
2014	De La Rosa	23
2015	Axford	25
2016	McGee	15
2017	Holland (tied)	41
2018	Davis	43

COMPLETE GAMES		
1993	Reynoso	4
1994	Nied	2
1995	Rekar	1
1996	M. Thompson	3
1997	Bailey	5
1998	Kile	4
1999	Astacio	7
2000	Astacio	3
2001	Astacio	4
2002	Neagle	1
2003	Cook/Oliver/Jennings	1
2004	Cook/Estes/Kennedy	1
2005	Cook	2
2006	Jennings	3
2007	Cook	2
2008	Cook	2
2009	Marquis	2
2010	Jiménez	4
2011	Chacin/Jiménez	2
2012	None	
2013	Chatwood	1
2014	Matzek	1
2015	Rusin	2
2016	Bettis/Gray	1
2017	Chatwood	1
2018	None	

APPEARANCES		
1993	Wayne	65
1994	Reed	61
1995	Leskanic	76
1996	Ruffin	71
1997	Dipoto	74
1998	McElroy	78
1999	Veres	73
2000	M. Myers	78
2001	M. Myers	73
2002	T. Jones	79
2003	Fuentes/J. Lopez	75
2004	Chacon	66
2005	Fuentes	78
2006	Mesa	79
2007	Corpas	78
2008	Corpas	76
2009	Street	64

2010	Belisle	76
2011	Belisle	74
2012	Belisle	80
2013	Lopez	75
2014	Ottavino	75
2015	Friedrich	68
2016	Logan	66
2017	Dunn	68
2018	Ottavino	75

STARTS		
1993	Reynoso	30
1994	Nied	22
1995	Ritz	28
1996	Rtiz	35
1997	Bailey	29
1998	Kile (tie)	35
1999	Astacio	34
2000	Astacio	32
2001	Hampton	32
2002	Jennings	32
2003	Jennings/Oliver	32
2004	Estes	34
2005	Francis	33
2006	Jennings/Cook/Francis	32
2007	Francis	34
2008	Jiménez	34
2009	Jiménez/Marquis	33
2010	Jiménez	33
2011	Chacin	31
2012	Francis	24
2013	Chacin/Nicasio	31
2014	De La Rosa	32
2015	Kendrick	27
2016	Bettis	32
2017	Márquez	29
2018	Freeland	33

QUALITY STARTS		
1993	Reynoso	13
1994	Freeman	13
1995	Ritz	13
1996	Ritz/Thompson	15
1997	Thomson	15
1998	Kile	19
1999	Astacio	18
2000	Astacio	19
2001	Chacon	14
2002	Hampton	13
2003	Jennings	15
2004	Jennings	17
2005	Francis	14
2006	Jennings	20
2007	Francis	19
2008	Cook, Jiménez	18
2009	Jiménez	24
2010	Jiménez	25
2011	Chacin	19
2012	Nicasio/Guthrie/Friedrich	28
2013	Chacin	19
2014	De La Rosa	17
2015	De La Rosa	14
2016	Bettis	17
2017	Márquez	14
2018	Freeland	24

Bold indicates NL leader

Single-Season Fielding Leaders

CATCHERS

Putouts			Assists			Errors			Fielding Pct. (qualifiers)		
821	Miguel Olivo	2010	82	Chris Iannetta	2011	13	Wilin Rosario	2012	1.000	Chris Iannetta	2008
733	Chris Iannetta	2011	78	Wilin Rosario	2012	11	Jeff Reed	1996	.998	Chris Iannetta	2011
730	Joe Girardi	1995	63	Wilin Rosario	2013	10	Joe Girardi	1995	.994	Chris Iannetta	2018
694	Wilin Rosario	2012	62	Miguel Olivo	2010	9	Wilin Rosario	2013		Kirt Manwaring	1997
692	Chris Iannetta	2018	61	Joe Girardi	1995		Miguel Olivo	2010	.993	Charles Johnson	2003
679	Yorvit Torrealba	2007	59	Chris Iannetta	2009		Jayhawk Owens	1996		Nick Hundley	2015
646	Wilin Rosario	2013	58	Henry Blanco	1999	8	Ben Petrick	2001	.992	Henry Blanco	1999
643	Nick Hundley	2015	56	Yorvit Torrealba	2007		J.D. Closser	2005		Gary Bennett	2002
606	Chris Iannetta	2008		Joe Girardi	1994	7	7 Players			Joe Girardi	1994
585	Wilin Rosario	2014	54	Wilin Rosario	2014					Chris Iannetta	2009

FIRST BASEMEN

Putouts			Assists			Errors			Fielding Pct. (qualifiers)		
1,528	A. Galarraga	1996	156	Todd Helton	2003	15	A. Galarraga	1997	.99870	Todd Helton	2007
1,458	A. Galarraga	1997	149	Todd Helton	2000	14	A. Galarraga	1996	.99859	Todd Helton	2001
1,448	Todd Helton	2007	146	Todd Helton	1998	13	A. Galarraga	1995	.99793	Todd Helton	2009
1,418	Todd Helton	2003	144	Todd Helton	2004	11	A. Galarraga	1993	.99734	Todd Helton	2004
1,367	Todd Helton	2006	120	Todd Helton	2001		Todd Helton	2003	.99726	Todd Helton	2006
1,357	Todd Helton	2002		Todd Helton	2005	9	Todd Helton	1999	.99725	Todd Helton	2011
1,356	Todd Helton	2004		A. Galarraga	1995	8	Todd Helton	2010	.9968	Justin Morneau	2014
1,349	Todd Helton	2009	117	A. Galarraga	1997		A. Galarraga	1994	.996	Todd Helton	2005
1,328	Todd Helton	2000	116	A. Galarraga	1996	7	Two Players (Four Times)		.9952	Todd Helton	2000
1,302	Todd Helton	2001	113	Todd Helton	2002				.9953	Mark Reynolds	2017

SECOND BASEMEN

Putouts			Assists			Errors			Fielding Pct. (qualifiers)		
345	Mike Lansing	1998	470	DJ LeMahieu	2017	15	Ronnie Belliard	2003	.995	Jamey Carroll	2006
340	Eric Young	1996	452	DJ LeMahieu	2015		Eric Young	1997	.993	DJ LeMahieu	2018
300	DJ LeMahieu	2015	431	Eric Young	1996		Eric Young	1993	.99147	DJ LeMahieu	2016
276	DJ LeMahieu	2016	425	Mike Lansing	1998	12	Clint Barmes	2009	.99124	DJ LeMahieu	2014
273	Aaron Miles	2004	422	DJ LeMahieu	2016		Eric Young	1996	.989	DJ LeMahieu	2017
258	Eric Young	1997	414	Eric Young	1997		Roberto Mejia	1993	.988	DJ LeMahieu	2015
257	DJ LeMahieu	2014	413	DJ LeMahieu	2014	11	Eric Young	1995	.987	Mike Lansing	1998
251	DJ LeMahieu	2017		Clint Barmes	2009	10	Aaron Miles	2004	.985	Eric Young	1996
241	Clint Barmes	2009	397	Jamey Carroll	2006		Mike Lansing	1998	.984	Aaron Miles	2004
224	Ronnie Belliard	2003	378	DJ LeMahieu	2018		Nelson Liriano	1994	.982	Clint Barmes	2009

THIRD BASEMEN

Putouts			Assists			Errors			Fielding Pct. (qualifiers)		
124	Vinny Castilla	2004	389	Vinny Castilla	1996	21	Todd Zeile	2002	.987	Vinny Castilla	2004
123	Charlie Hayes	1993	385	Nolan Arenado	2015		Vinny Castilla	1997	.982	Jeff Cirillo	2001
112	Vinny Castilla	1997	378	Nolan Arenado	2016	20	Vinny Castilla	1996	.979	Nolan Arenado	2017
110	Vinny Castilla	1998	323	Vinny Castilla	1997		Charlie Hayes	1993	.9734	Nolan Arenado	2016
105	Nolan Arenado	2015	316	Vinny Castilla	2004	19	Garrett Atkins	2006	.9732	Nolan Arenado	2013
104	Nolan Arenado	2018		Vinny Castilla	1998		Vinny Castilla	1999	.972	Chris Stynes	2003
103	Nolan Arenado	2017	312	Nolan Arenado	2018	18	Garrett Atkins	2005	.970	Vinny Castilla	1998
99	Nolan Arenado	2016	311	Nolan Arenado	2017	17	Charlie Hayes	1994	.969	Ian Stewart	2009
98	Garrett Atkins	2006	309	Nolan Arenado	2013		Nolan Arenado	2015	.967	Nolan Arenado	2018
97	Vinny Castilla	1996	308	Jeff Cirillo	2001	15	Three Players		.966	Nolan Arenado	2016

SHORTSTOP

Putouts			Assists			Errors			Fielding Pct. (qualifiers)		
288	Neifi Perez	2000	561	Troy Tulowitzki	2007	30	Walt Weiss	1996	.991	Troy Tulowitzki	2011
272	Neifi Perez	1998	523	Neifi Perez	2000	27	Juan Uribe	2002	.987	Troy Tulowitzki	2007
262	Troy Tulowitzki	2007	516	Neifi Perez	1998	20	Neifi Perez	1998	.986	Troy Tulowitzki	2009
261	Troy Tulowitzki	2011	504	Juan Uribe	2002	18	Neifi Perez	2000	.986	Troy Tulowitzki	2013
	Juan Uribe	2002	481	Neifi Perez	1999		Clint Barmes	2006	.986	Royce Clayton	2004
260	Neifi Perez	1999	450	Walt Weiss	1996	17	Clint Barmes	2005	.984	Troy Tulowitzki	2010
220	Walt Weiss	1996	433	Troy Tulowitzki	2009	16	Walt Weiss	1995	.983	Walt Weiss	1997
215	Troy Tulowitzki	2009	417	Troy Tulowitzki	2011	14	Neifi Perez	1999	.982	Trevor Story	2017
213	Royce Clayton	2004		Royce Clayton	2004	13	Trevor Story	2018	.981	Neifi Perez	1999
211	Troy Tulowitzki	2010	416	Trevor Story	2018		Walt Weiss	1994	.979	Trevor Story	2018

OUTFIELD

Putouts			Assists			Errors			Fielding Pct. (qualifiers)		
363	Juan Pierre	2002	17	Dante Bichette	1999	13	Dante Bichette	1999	.997	Charlie Blackmon	2018
362	Juan Pierre	2001	16	Brad Hawpe	2006	11	Dante Bichette	1998	.99626	Carlos González	2010
339	Charlie Blackmon	2017	14	Larry Walker	2002	9	Brad Hawpe	2008	.9958	Dexter Fowler	2010
331	Preston Wilson	2003		Dante Bichette	1998		Dante Bichette	1996	.99568	Carlos González	2011
327	Charlie Blackmon	2015		Dante Bichette	1993		Dante Bichette	1993	.99565	Cory Sullivan	2006
317	Charlie Blackmon	2014	13	Larry Walker	1999	8	Dexter Fowler	2011	.9945	Juan Pierre	2002
309	Dexter Fowler	2011		Larry Walker	1995		Juan Pierre	2001	.992	Larry Walker	1997
308	Dante Bichette	1993	12	Carlos González	2011	7	Eight Players (Nine Times)		.99115	Charlie Blackmon	2017
306	Jay Payton	2003		Larry Walker	1997				.99103	Dante Bichette	1994
296	Matt Holliday	2007	11	Carlos González	2013				.99095	Carlos González	2018

Regulars By Position

CATCHER

Year	Player	AVG	HR	RBI
1993	Joe Girardi	.290	3	31
1994	Joe Girardi	.276	4	34
1995	Joe Girardi	.262	8	55
1996	Jeff Reed	.284	8	37
1997	Jeff Reed	.297	17	47
1998	Jeff Reed	.290	9	39
1999	Henry Blanco	.232	6	28
2000	Brent Mayne	.301	6	64
2001	Ben Petrick	.238	11	39
2002	Gary Bennett	.265	4	26
2003	Charles Johnson	.230	20	61
2004	Charles Johnson	.236	13	47
2005	J.D. Closser	.219	7	27
2006	Yorvit Torrealba	.247	7	43
2007	Yorvit Torrealba	.255	8	47
2008	Chris Iannetta	.264	18	65
2009	Chris Iannetta	.228	16	52
2010	Miguel Olivo	.269	14	58
2011	Chris Iannetta	.238	14	55
2012	Wilin Rosario	.270	28	71
2013	Wilin Rosario	.292	21	79
2014	Wilin Rosario	.267	13	54
2015	Nick Hundley	.301	10	43
2016	Nick Hundley	.260	10	48
2017	Tony Wolters	.240	0	16
2018	Chris Iannetta	.224	11	36

FIRST BASE

Year	Player	AVG	HR	RBI
1993	Andres Galarraga	.370	22	98
1994	Andres Galarraga	.319	31	85
1995	Andres Galarraga	.280	31	106
1996	Andres Galarraga	.304	47	150
1997	Andres Galarraga	.318	41	140
1998	Todd Helton	.315	25	97
1999	Todd Helton	.320	35	131
2000	Todd Helton	.372	42	147
2001	Todd Helton	.336	49	146
2002	Todd Helton	.329	30	109
2003	Todd Helton	.358	33	117
2004	Todd Helton	.347	32	96
2005	Todd Helton	.320	20	79
2006	Todd Helton	.302	15	81
2007	Todd Helton	.320	17	91
2008	Todd Helton	.264	7	29
2009	Todd Helton	.325	15	86
2010	Todd Helton	.256	8	37
2011	Todd Helton	.302	14	69
2012	Todd Helton	.238	7	37
2013	Todd Helton	.249	15	61
2014	Justin Morneau	.319	17	82
2015	Ben Paulsen	.277	11	49
2016	Mark Reynolds	.282	14	53
2017	Mark Reynolds	.267	30	97
2018	Ian Desmond	.236	22	88

SECOND BASE

Year	Player	AVG	HR	RBI
1993	Eric Young	.269	3	42
1994	Nelson Liriano	.255	3	31
1995	Eric Young	.317	6	36
1996	Eric Young	.324	8	74
1997	Eric Young	.282	6	45
1998	Mike Lansing	.276	12	66
1999	Kurt Abbott	.273	8	41
	Terry Shumpert	.347	10	37
2000	Mike Lansing	.258	11	47
2001	Todd Walker	.297	12	43
	Jose Ortiz	.255	13	35
2002	Brent Butler	.259	9	42
2003	Ronnie Belliard	.277	8	50
2004	Aaron Miles	.293	6	47
2005	Luis Gonzalez	.292	9	44
	Aaron Miles	.281	2	28
2006	Jamey Carroll	.300	5	36
2007	Kazuo Matsui	.288	4	37
2008	Clint Barmes	.290	11	44
	Jeff Baker	.268	12	48
2009	Clint Barmes	.245	23	76
2010	Clint Barmes	.235	8	50
2011	Mark Ellis	.274	6	25
2012	Marco Scutaro	.271	4	30
	DJ LeMahieu	.297	2	22
2013	DJ LeMahieu	.280	2	28
	Josh Rutledge	.235	7	19
2014	DJ LeMahieu	.267	5	42
2015	DJ LeMahieu	.301	6	61
2016	DJ LeMahieu	.348	11	66
2017	DJ LeMahieu	.310	8	64

(SECOND BASE, continued)

2018	DJ LeMahieu	.276	15	62
------	-------------	------	----	----

SHORTSTOP

Year	Player	AVG	HR	RBI
1993	Vinny Castilla	.255	9	30
1994	Walt Weiss	.251	1	32
1995	Walt Weiss	.260	1	25
1996	Walt Weiss	.282	8	48
1997	Walt Weiss	.270	4	38
1998	Neifi Perez	.274	9	59
1999	Neifi Perez	.280	12	70
2000	Neifi Perez	.287	10	71
2001	Neifi Perez	.298	7	47
	Juan Uribe	.300	8	53
2002	Juan Uribe	.240	6	49
2003	Jose Hernandez	.237	8	27
	Juan Uribe	.253	10	33
2004	Royce Clayton	.279	8	54
2005	Clint Barmes	.289	10	46
2006	Clint Barmes	.220	7	56
2007	Troy Tulowitzki	.291	24	99
2008	Troy Tulowitzki	.263	8	46
2009	Troy Tulowitzki	.297	32	92
2010	Troy Tulowitzki	.315	27	95
2011	Troy Tulowitzki	.302	30	105
2012	Troy Tulowitzki	.287	8	27
	Josh Rutledge	.274	8	37
2013	Troy Tulowitzki	.312	28	82
2014	Troy Tulowitzki	.340	21	52
2015	Troy Tulowitzki	.300	12	53
	Jose Reyes	.259	3	19
2016	Trevor Story	.272	27	72
2017	Trevor Story	.239	24	82
2018	Trevor Story	.291	37	108

THIRD BASE

Year	Player	AVG	HR	RBI
1993	Charlie Hayes	.305	25	98
1994	Charlie Hayes	.288	10	50
1995	Vinny Castilla	.309	32	90
1996	Vinny Castilla	.304	40	113
1997	Vinny Castilla	.304	40	113
1998	Vinny Castilla	.319	46	144
1999	Vinny Castilla	.275	33	102
2000	Jeff Cirillo	.326	11	115
2001	Jeff Cirillo	.313	17	83
2002	Todd Zeile	.273	18	87
2003	Chris Stynes	.255	11	73
2004	Vinny Castilla	.271	35	131
2005	Garrett Atkins	.287	13	89
2006	Garrett Atkins	.329	29	120
2007	Garrett Atkins	.301	25	111
2008	Garrett Atkins	.286	21	99
	Ian Stewart	.259	10	41
2009	Garrett Atkins	.226	9	48
	Ian Stewart	.228	25	70
2010	Ian Stewart	.256	18	61
2011	Ty Wigington	.242	15	47
2012	Jordan Pacheco	.309	5	54
	Chris Nelson	.301	9	53
2013	Nolan Arenado	.287	10	52
2014	Nolan Arenado	.287	18	61
2015	Nolan Arenado	.287	42	130
2016	Nolan Arenado	.294	41	133
2017	Nolan Arenado	.309	37	130
2018	Nolan Arenado	.296	38	110

LEFT FIELD

Year	Player	AVG	HR	RBI
1993	Jerald Clark	.282	13	67
1994	Eric Young	.272	7	30
1995	Dante Bichette	.340	40	128
1996	Ellis Burks	.344	40	128
1997	Dante Bichette	.308	26	118
1998	Dante Bichette	.331	22	122
1999	Dante Bichette	.298	34	133
2000	Larry Walker	.309	9	51
2001	Ron Gant	.257	8	22
2002	Todd Hollandsworth	.295	11	48
	Jay Payton	.335	8	28
2003	Jay Payton	.302	28	89
2004	Matt Holliday	.290	14	57
2005	Matt Holliday	.307	19	87
2006	Matt Holliday	.326	34	114
2007	Matt Holliday	.340	36	137
2008	Matt Holliday	.321	25	88

(Regulars By Position, continued)

(LEFT FIELD, continued)

2009	Seth Smith	.293	15	55
	Carlos González	.284	13	29
2010	Carlos González (LF,CF,RF)	.336	34	117
	Seth Smith	.246	17	52
2011	Carlos González (LF,CF,RF)	.295	26	92
2012	Carlos González	.303	22	85
2013	Carlos González	.302	26	70
2014	Carlos González	.238	11	38
	Corey Dickerson	.312	24	76
2015	Corey Dickerson	.304	10	31
	Brandon Barnes	.251	2	17
2016	Gerardo Parra	.253	7	39
2017	Gerardo Parra	.309	10	71
2018	Gerardo Parra	.284	6	53

CENTER FIELD

Year	Player	AVG	HR	RBI
1993	Alex Cole	.256	0	24
1994	Mike Kingery	.349	4	41
1995	Mike Kingery	.269	8	37
1996	Quinton McCracken	.290	3	40
	Larry Walker	.276	18	58
1997	Ellis Burks	.290	32	82
1998	Ellis Burks	.286	16	54
1999	Darryl Hamilton	.315	9	45
2000	Tom Goodwin	.271	5	47
2001	Juan Pierre	.327	2	55
2002	Juan Pierre	.287	1	35
2003	Preston Wilson	.282	36	141
2004	Jeromy Burnitz	.283	37	110
	Preston Wilson	.248	6	29
2005	Cory Sullivan	.294	4	30
	Preston Wilson	.258	15	47
2006	Cory Sullivan	.267	2	30
2007	Willy Taveras	.320	2	24
2008	Willy Taveras	.251	1	26
2009	Dexter Fowler	.266	4	34
2010	Dexter Fowler	.260	6	36
2011	Dexter Fowler	.266	5	45

(CENTER FIELD, continued)

2012	Dexter Fowler	.300	13	53
2013	Dexter Fowler	.263	12	42
2014	Charlie Blackmon (LF,CF,RF)	.288	19	72
	Drew Stubbs	.289	15	43
2015	Charlie Blackmon	.287	17	58
2016	Charlie Blackmon	.324	29	82
2017	Charlie Blackmon	.331	37	104
2018	Charlie Blackmon	.291	29	70

RIGHT FIELD

Year	Player	AVG	HR	RBI
1993	Dante Bichette	.310	21	89
1994	Dante Bichette	.304	27	95
1995	Larry Walker	.306	36	101
1996	Dante Bichette	.313	31	141
1997	Larry Walker	.366	49	130
1998	Larry Walker	.363	23	67
1999	Larry Walker	.379	37	115
2000	Jeffrey Hammonds	.335	20	106
2001	Larry Walker	.350	38	123
2002	Larry Walker	.338	26	104
2003	Larry Walker	.284	16	79
2004	Jeromy Burnitz	.283	37	110
2005	Brad Hawpe	.262	9	47
2006	Brad Hawpe	.293	22	84
2007	Brad Hawpe	.291	29	116
2008	Brad Hawpe	.283	25	85
2009	Brad Hawpe	.285	23	86
2010	Brad Hawpe	.255	7	37
	Ryan Spilburghs	.279	10	39
2011	Seth Smith	.284	15	59
2012	Michael Cuddyer	.260	16	58
2013	Michael Cuddyer	.331	20	84
2014	Michael Cuddyer	.332	10	31
2015	Carlos González	.271	40	97
2016	Carlos González	.298	25	100
2017	Carlos González	.262	14	57
2018	Carlos González	.276	16	64

CAREER STARTS IN THE FIELD

Catcher

Chris Iannetta	494
Yorvit Torrealba	339
Wilin Rosario	313
Joe Girardi	284
Jeff Reed	257

First Base

Todd Helton	2,120
Andres Galarraga	669
Mark Reynolds	234
Justin Morneau	168
Ian Desmond	153

Second Base

DJ LeMahieu	849
Eric Young	398
Mike Lansing	269
Clint Barmes	262
Aaron Miles	185

Third Base

Vinny Castilla	916
Nolan Arenado	862
Garrett Atkins	632
Jeff Cirillo	288
Ian Stewart	281

Shortstop

Troy Tulowitzki	1,020
Neifi Perez	603
Walt Weiss	494
Trevor Story	383
Clint Barmes	303

Left Field

Matt Holliday	679
Dante Bichette	539
Carlos González	419
Gerardo Parra	210
Jay Payton	175

Center Field

Charlie Blackmon	667
Dexter Fowler	554
Juan Pierre	316
Ellis Burks	288
Preston Wilson	272

Right Field

Larry Walker	973
Brad Hawpe	715
Carlos González	609
Dante Bichette	424
Michael Cuddyer	216

The Franchise Record Book

CLUB GENERAL

WINS & LOSSES

- Most Wins, Season**
92 2009
- Most Wins, Season, Home**
55 1996
- Most Wins, Season, Road**
44 2018
- Most Losses, Season**
98 2012
- Most Losses, Season, Home**
46 2012
- Most Losses, Season, Road**
60 2014
- Most Wins, Consecutive**
11 2x, last: June 4-14, 2009
- Most Wins, Consecutive, Home**
11 June 30-July 24, 1996
- Most Wins, Consecutive, Road**
9 June 4-22, 2009
- Most Losses, Consecutive**
13 July 25-Aug. 6, 1993 (2)
- Most Losses, Consecutive, Home**
9 July 25-Aug. 18, 1993
- Most Losses, Consecutive, Road**
13 May 10-June 2, 2008
- Most Wins Over One Club, Season**
13 Arizona, 2004 (13-6)
- Most Wins Over One Club, Season, Home**
9 San Francisco, 2017 (9-1)
- Most Wins Over One Club, Season, Road**
7 2x, last: San Diego, 2010 (7-2)
- Most Wins Over One Club, Consecutive**
9 3x, last: Aug. 23-Sept. 10, 2009 vs. Cincinnati
- Most Wins Over One Club, Consecutive, Season**
9 San Francisco, April 15-June 18, 2017
- Most Wins Over One Club, Consecutive, Home**
10 2x, last: San Francisco, Sept. 7, 2016-Sept. 5, 2017
- Most Wins Over One Club, Consecutive, Road**
8 New York-NL, April 11, 2011-Aug. 23, 2012
- Most Losses to One Club, Season**
15 2x, last: Arizona, 2008 (3-15)
- Most Losses to One Club, Season, Home**
7 7x, last: San Francisco, 2012 (2-7)
- Most Losses to One Club, Season, Road**
9 2x, last: San Francisco, 2003 (1-9)
- Most Losses to One Club, Consecutive**
16 Atlanta, May 6, 1993-May 22, 1994

WINNING PERCENTAGE

- Highest Winning Percentage, Season**
.568 2009 (92-70)
- Highest Winning Percentage, Season, Home**
.679 1996 (55-26)
- Highest Winning Percentage, Season, Road**
.537 2018 (44-38)

MARGIN OF VICTORY & DEFEAT

- Largest Margin of Victory**
19 Sept. 20, 2005 vs. San Diego (20-1)
- Largest Margin of Defeat**
19 Aug. 18, 1995 vs. Chicago-NL (7-26)
- Largest Margin of Victory, Shutout**
16 Sept. 16, 2017 vs. San Diego
- Largest Margin of Defeat, Shutout**
17 Sept. 17, 1995 vs. Florida

ONE-RUN GAMES

- Most One Run Games, Consecutive**
5 2x, last: April 11-15, 2014
- Most One Run Games, Consecutive, All Wins**
4 April 10-14, 2011
- Most One Run Games, Consecutive, All Losses**
4 3x, last: Sept. 5-9, 2012

LENGTH OF GAME

- Longest Game, Nine Innings, Home:**
4:30 June 24, 2016 vs. Arizona

Longest Game, Nine Innings, Road:

- 4:19 June 25, 2017 at Los Angeles-NL
- Longest Game, Extra Innings, Home:**
5:24 July 4, 2010 vs. San Francisco (15 innings)
- Longest Game, Extra Innings, Road:**
6:27 July 29, 2014 at Chicago-NL (16 innings)
- Shortest Game, Nine Innings, Mile High Stadium:**
1:59 Sept. 25, 1993 vs. Cincinnati
- Shortest Game, Nine Innings, Coors Field:**
1:58 July 1, 2008 vs. San Diego
- Shortest Game, Nine Innings, Road:**
1:52 June 30, 2006 at Seattle
- Shortest Game, Extra Innings, Home:**
2:28 Sept. 14, 2008 vs. Los Angeles-NL (10 innings)
- Shortest Game, Extra Innings, Road:**
2:27 April 8, 2007 at San Diego (10 innings)
- Most Innings Game, Home:**
18 Aug. 15, 2006 vs. Arizona
- Most Innings Game, Road:**
22 April 17, 2008 at San Diego

DEFICITS OVERCOME

- Largest Deficit Overcome, Victory, Home**
9 2x, last: Aug. 25, 2010 vs. Atlanta
- Largest Deficit Overcome, Defeat, Home**
7 April 27, 2016 vs. Pittsburgh
- Largest Deficit Overcome, Victory, Road**
6 Sept. 10, 2013 at San Francisco
- Largest Deficit Overcome, Defeat, Road**
7 July 20, 1998 at Houston
- Largest Deficit Overcome, Victory, 9th Inning or Later**
6 July 6, 2010 vs. St. Louis

LEADS RELINQUISHED

- Largest Lead Relinquished, Victory**
8 Sept. 30, 2006 at Chicago-NL
- Largest Lead Relinquished, Defeat, Home**
8 June 22, 1999 vs. Chicago-NL
- Largest Lead Relinquished, Defeat, Road**
8 May 30, 2008 at Chicago-NL
- Largest Lead Relinquished, Defeat, 9th Inning or Later**
5 Aug. 1, 2003 at Pittsburgh

PERSONNEL

- Most Players, Season**
55 2011
- Fewest Players, Season**
36 1994
- Most Rookies, Season**
19 2005
- Most Players, Game**
30 Sept. 15, 2015 at Los Angeles-NL
- Most Players, Game, Both Clubs**
58 Sept. 15, 2015 at Los Angeles-NL
- Most Rookies in Starting Lineup**
7 4x, last: Sept. 30, 2012 at Los Angeles-NL

TEAM BATTING

BATTING, SLUGGING, ON-BASE PCT.

- Highest Batting Average, Season**
.294 2000
- Highest Slugging Percentage, Season**
.483 2001
- Highest On-Base Percentage, Season**
.362 2000

AT-BATS & PLATE APPEARANCES

- Most At-Bats, Season**
5,717 1999
- Most At-Bats, Game**
73 April 17, 2008 at San Diego (22 innings)
- Most At-Bats, Nine Inning Game**
51 Aug. 3, 2003 at Pittsburgh
- Most Plate Appearances, Inning**
18 July 30, 2010 vs. Chicago-NL (8th)

(Franchise Record Book, continued)

RUNS

- Most Runs Scored, Season**
968 2000
- Most Runs Scored, Game**
20 3x, last: Sept. 18, 2006 vs. San Francisco (20-8)
- Most Runs, Victory, Home**
20 3x, last: Sept. 18, 2006 vs. San Francisco (20-8)
- Most Runs, Victory, Road**
19 Sept. 25, 2011 at Houston (19-3)
- Most Runs, Defeat, Home**
13 2x, last: Aug. 13, 1999 vs. Montreal (13-14)
- Most Runs, Defeat, Road**
12 2x, last: June 17, 2018 at Texas (13-12)
- Most Games, Consecutive, Scoring Runs**
99 Aug. 1, 2000-May 18, 2001
- Most Games, Consecutive, Scoring Runs, Home**
361 July 5, 1999-Sept. 17, 2003
- Most Games, Consecutive, Scoring Runs, Road**
64 Aug. 14, 1996-June 24, 1997
- Most Runs Scored, Inning**
13 May 5, 2016 at San Francisco (5th)
- Most Innings, Consecutive, Scoring Runs**
14 May 4-7, 1999
- Most Runs Combined**
36 May 19, 1999 vs. Cincinnati (L, 12-24)
- Most Runs Combined, Three-Game Series**
70 June 18-20, 2002 vs. New York-AL
- Fewest Runs Combined, Coors Field**
1 10x, last: July 4, 2018 vs. San Francisco
- Consecutive Games Without Scoring a Run**
2 15x, last: Sept. 14-15, 2018 at San Francisco

GROUNDED INTO DOUBLE PLAYS

- Most Grounded Into Double Plays, Season**
148 1998
- Most Grounded Into Double Plays, Game**
5 4x, last: May 17, 2014 vs. San Diego

LEFT ON BASE

- Most Left on Base, Season**
1,251 2007
- Most Left on Base, 9-inning Game**
17 May 14, 1998 vs. Chicago-NL
- Most Left on Base, Extra-inning Game**
20 July 4, 2010 vs. San Francisco (15 innings)
- Fewest Left on Base, Game**
1 32x, last: July 8, 2018 at Seattle

PINCH-HITTING

- Most Pinch Hitters Announced, Season**
316 1998
- Most Pinch Hitters Announced, Game**
6 6x, last: Sept. 26, 2018 vs. Philadelphia
- Highest Pinch-Hit Average, Season**
.299 1995
- Most Pinch-Hit Base Hits, Season**
72 1999
- Most Pinch-Hit Base Hits, Game**
4 Sept. 2, 2016 vs. Arizona
- Most Pinch-Hit Base Hits, Consecutive At-Bats**
5 2x, last: Aug. 5-8, 2004
- Most Pinch-Hit Home Runs, Season**
11 2x (1995, 2004)
- Most Pinch-Hit Home Runs, Game**
2 May 6, 1995 vs. Los Angeles-NL

HITS

- Most Hits, Season**
1,664 2000
- Most Hits, Game**
25 Sept. 25, 2011 at Houston
- Most Hits, Victory, Home**
24 May 3, 2000 vs. Montreal
- Most Hits, Victory, Road**
25 Sept. 25, 2011 at Houston
- Most Hits, Defeat, Home**
21 May 14, 1998 vs. Chicago-NL
- Most Hits, Defeat, Road**
18 June 12, 1997 at Seattle
- Most Hits, Two Consecutive Games**
40 June 17-18, 2000

Fewest Hits, Home

- 0 Sept. 17, 1996 vs. Los Angeles-NL
- Fewest Hits, Road**
0 2x, last: June 18, 2014 at Los Angeles-NL
- Fewest Hits, Victory, Home**
3 4x, last: April 19, 2013 vs. Arizona
- Fewest Hits, Victory, Road**
3 7x, last: May 21, 2018 at Los Angeles-NL
- Most Hits, Inning**
13 July 30, 2010 vs. Chicago-NL (8th)
- Most Hits, Consecutive, Inning**
11 July 30, 2010 vs. Chicago-NL (8th)

EXTRA-BASE HITS

- Most Extra-Base Hits, Season**
598 2001
- Most Extra-Base Hits, Game**
14 May 31, 2016 vs. Cincinnati (7 2B, 7 HR)
- Most Extra-Base Hits, Inning**
8 July 30, 2010 vs. Chicago-NL (8th: 5 2B, 1 3B, 2 HR)

TOTAL BASES

- Most Total Bases, Season**
2,748 2001
- Most Total Bases, Game**
47 May 31, 2016 vs. Cincinnati
- Most Total Bases, Game, Both Clubs, Nine Inning Game**
81 May 19, 1999 vs. Cincinnati

SINGLES

- Most Singles, Season**
1,130 2000
- Most Singles, Game**
20 May 3, 2000 vs. Montreal

DOUBLES

- Most Doubles, Season**
333 1998
- Most Doubles, Game**
9 July 2, 1993 vs. Chicago-NL

TRIPLES

- Most Triples, Season**
61 2001
- Most Triples, Game**
4 April 13, 2016 vs. San Francisco

HOME RUNS

- Most Home Runs, Season**
239 1997
- Most Home Runs, Season, Home**
149 1996
- Most Home Runs, Season, Road**
115 1997
- Most Home Runs, vs. One Opponent, Season**
37 San Diego, 2001
- Fewest Home Runs, vs. One Opponent, Season**
0 4x, last: Detroit, 2014
- Most Home Runs, Game**
7 2x, last: May 31, 2016 vs. Cincinnati
- Most Games, Consecutive, Hitting a Home Run**
17 2x, last: June 6-23, 1996 (36 home runs)
- Most Games, Consecutive, Without Hitting a HR**
7 2x, last: July 28-Aug. 3, 2014
- Most Games, Consecutive, Without HR at Home**
6 June 16-29, 2004
- Most Home Runs, Inning**
4 June 6, 1999 vs. Milwaukee (7th)
- Most Grand Slams, Season**
8 2x (2007, 2012)
- Most Pinch-Hit Grand Slams, Season**
2 2x (1993, 1998)

RUNS BATTED IN

- Most RBI, Season**
909 1996
- Most RBI, Game**
20 Sept. 20, 2005 vs. San Diego
Sept. 18, 2006 vs. San Francisco
- Players with Four or More RBI, Game**
3 2x, last: Aug. 16, 2017 vs. ATL

(Franchise Record Book, continued)

SACRIFICE HITS & FLIES

- Most Sacrifice Hits, Season**
119 2006
- Most Sacrifice Flies, Season**
75 2000
- Most Sacrifice Flies, Game**
5 June 7, 2006 vs. Pittsburgh

HIT BY PITCH

- Most Hit by Pitch, Season**
82 1996
- Most Hit by Pitch, Game**
4 3x, last: April 13, 2008 at Arizona

WALKS

- Most Walks Drawn, Season**
660 2009
- Most Walks Drawn, Game**
16 July 16, 1994 vs. St. Louis
- Most Intentional Walks Drawn, Season**
64 2x, last: 2006

STRIKEOUTS

- Most Strikeouts, Season**
1,408 2017
- Most Strikeouts, Three-Game Series**
42 2x, last: April 28-30, 2017 at Arizona
- Most Strikeouts, 9-inning Game**
18 May 15, 2015 at Los Angeles-NL
- Most Strikeouts, Extra-inning Game**
20 April 17, 2008 at San Diego (22 innings)

STOLEN BASES

- Most Stolen Bases, Season**
201 1996
- Most Stolen Bases, Game**
10 June 30, 1996 vs. Los Angeles-NL
- Most Stolen Bases, Inning**
4 4x, last: April 21, 2012 at Milwaukee (6th)

CAUGHT STEALING

- Most Caught Stealing, Season**
90 1993
- Most Caught Stealing, Game**
4 May 20, 1993 at San Diego

TEAM PITCHING

PITCHERS USED

- Most Pitchers, Season**
30 2x, last: 2007
- Fewest Pitchers, Season**
18 2x, last: 1999
- Most Pitchers, Game**
13 Sept. 15, 2015 at Los Angeles-NL (16 innings)

EARNED RUN AVERAGE

- Lowest Earned Run Average, Season**
4.14 2010
- Highest Earned Run Average, Season**
6.01 1999

COMPLETE GAMES

- Most Complete Games, Season**
12 1999
- Most Complete Games, Consecutive**
2 3x, last: June 30-July 1, 2009,
Jason Marquis and Jason Hammel
- Fewest Complete Games, Season**
0 2x, last: 2018
- Most Incomplete Games, Consecutive, Season**
163 2018
- Most Incomplete Games, Consecutive, Overall**
312 April 16-October 1, 2018

SHUTOUTS

- Most Shutouts, Season**
12 2010

Most Complete-Game Shutouts, Season

4 2x, last: 2006

Most Shutouts, Consecutive

2 3x, last: June 19-20, 2006

HITS

Most Hits Allowed, Season

1,700 1999

Most Hits Allowed, Game

28 May 19, 1999 vs. Cincinnati

Fewest Hits Allowed, Game

0 April 17, 2010 at Atlanta

Most Hits Allowed, Inning

10 Sept. 12, 2004 vs. San Diego (9th)

RUNS

Most Runs Allowed, Season

1,028 1999

Fewest Runs Allowed, Season

638 1994 (117-game season)

715 2009

Most Runs Allowed, Game

26 Aug. 18, 1995 vs. Chicago-NL

Most Runs Allowed, Inning

12 Sept. 12, 2004 vs. San Diego (9th)

EARNED RUNS

Most Earned Runs Allowed, Season

955 1999

Fewest Earned Runs Allowed, Season

590 1994 (117-game season)

663 2010

Most Earned Runs Allowed, Game

26 Aug. 18, 1995 vs. Chicago-NL

Most Earned Runs Allowed, Inning

12 Sept. 12, 2004 vs. San Diego (9th)

SCORELESS INNINGS

Most Scoreless Innings, Consecutive

25.0 June 18-21, 2006

Most Scoreless Innings, Consecutive, vs. One Club

27.0 vs. Pittsburgh, Aug. 5, 2001-May 2, 2002

Most Scoreless Innings, Consecutive, by Bullpen

20.1 May 27-June 2, 2010

HOME RUNS

Most Home Runs Allowed, Season

239 2001

Fewest Home Runs Allowed, Season

120 1994 (117-game season)

136 2013 (full season)

Most Home Runs Allowed, Game

7 July 2, 2002 vs. San Francisco

Most Home Runs Allowed, Consecutive Batters

3 5x, last: Sept. 10, 2011 vs. Cincinnati (5th)

Most Home Runs Allowed, Inning

4 2x, last: Sept. 18, 2011 vs. San Francisco (4th)

Most Home Runs Allowed, Calendar Month

56 2x, July, 1999 & Aug. 2002

Consecutive Games, Not Allowing a Home Run

7 July 12-22, 2018

Consecutive Games, Not Allowing HR at Home

7 April 17-May 2, 2002

Most Grand Slams Allowed, Season

9 2003

HIT BATSMEN

Most Hit Batsmen, Season

84 2x (2003, 2005)

Fewest Hit Batsmen, Season

40 2013

Most Hit Batsmen, Game

4 4x, last: July 21, 2017 vs. Pittsburgh

Most Hit Batsmen, Inning

3 2x, last: June 22, 2004 at Milwaukee (7th)

WALKS

Most Walks Issued, Season

737 1999

(Franchise Record Book, continued)

- Most Walks Issued, Game**
12 8x, last: Sept. 22, 1999 vs. Arizona
- Most Intentional Walks Issued, Season**
84 2004
- Most Intentional Walks Issued, Game**
4 4x, last: Oct. 1, 2018 at Los Angeles-NL

STRIKEOUTS

- Most Strikeouts, Season**
1,409 2018
- Most Strikeouts, Game (9.0 innings)**
17 June 18, 2015 at Houston
- Most Strikeouts, Consecutive**
8 Sept. 26, 2018 vs. Philadelphia
- Most Strikeouts, Inning**
4 3x, last: Sept. 17, 2016 vs. San Diego

WILD PITCHES

- Most Wild Pitches, Season**
94 2012
- Most Wild Pitches, Game**
5 2x, last: June 25, 2017 vs. Los Angeles-NL
- Most Wild Pitches, Inning**
3 3x, last: Aug. 23, 2015 vs. New York-NL (2nd)

BALKS

- Most Balks, Season**
22 1993
- Most Balks, Game**
2 7x, last: April 14, 2017 at San Francisco

PICKOFFS

- Most Pickoffs, Season**
28 1993

RELIEF PITCHING

- Most Relief Appearances, Season**
584 2015
- Most Relief Appearances, Game**
12 Sept. 15, 2015 at Los Angeles-NL (16 innings)
- Most Relief Wins, Season**
36 2000
- Most Relief Losses, Season**
39 2004
- Lowest Relief ERA, Season**
3.65 1998
- Most Relief Innings Pitched, Season**
657.0 2012
- Most Relief Innings Pitched, Game**
15.0 April 17, 2008 (22 innings)
- Most Relief Scoreless Innings, Consecutive, Game**
11.1 Sept. 16, 2006 at Arizona (16 innings)
- Most Relief Strikeouts, Season**
589 2012
- Most Relief Strikeouts, Game**
12 Aug. 15, 2006 vs. Arizona (18 innings)

SAVES

- Most Saves, Season**
51 2018
- Fewest Saves, Season**
24 2014
- Most Blown Saves, Season**
34 2004
- Best Save Percentage, Season**
77.0 2017 (47/61)

TEAM FIELDING

FIELDING PERCENTAGE

- Highest Fielding Percentage, Season**
.989 2007

ERRORS

- Most Errors, Season**
167 1993
- Fewest Errors, Season**
68 2007
- Most Errors, Game**
6 June 4, 1996 at Houston

- Most Errors, Game, Both Clubs**
8 3x, last: Sept. 8, 2006 vs. Washington
- Most Games, Consecutive, One or More Errors**
9 June 18-27, 1996
- Most Games, Consecutive, No Errors**
13 June 12-24, 1998
- Most Errors, Inning**
3 15x, last: Sept. 1, 2017
- Most Innings, Consecutive, No Errors**
130 June 10-25, 1998

OUTFIELD ASSISTS

- Most Outfield Assists, Season**
48 1999
- Most Outfield Assists, Game**
3 3x, last: June 23, 2007 at Toronto

DOUBLE PLAYS

- Most Double Plays, Season**
202 1997
- Most Double Plays, Game**
6 June 5, 1997 vs. San Diego (11 innings)
- Most Double Plays, 9-Inning Game**
5 6x, last: June 21, 2018 vs. New York-NL
- Most Games, Consecutive, One or More Double Plays**
18 July 31-Aug. 20, 1997
- Most Double Plays, Game, Both Clubs**
8 2x, last: May 17, 2014 vs. San Diego

PASSED BALLS

- Most Passed Balls, Season**
22 2012
- Most Passed Balls, Game**
4 Sept. 9, 2012 at Philadelphia

INDIVIDUAL BATTING

MAJOR LEAGUE SERVICE

- Most Major League Service, Position Player**
16,059 Todd Helton, 1997-2013

GAMES PLAYED

- Most Games Played, Career**
2,247 Todd Helton, 1997-2013
- Most Games Played, Consecutive**
307 Vinny Castilla, June 26, 1997-June 14, 1999
- Most Games Played, Season**
162 3x, last: Neifi Perez, 2000
- Most Games Started, Career (including DH)**
2,136 Todd Helton, 1997-2013
- Most Games Started, Consecutive**
222 Vinny Castilla, Mar. 31, 1998-June 14, 1999
- Most Games Started, Season**
162 Vinny Castilla, 1998

BATTING AVERAGE

- Highest Batting Average, Career (min. 1,000 PA)**
.334 Larry Walker, 1995-2004
- Highest Batting Average, Season**
.379 Larry Walker, 1999
- Highest Batting Average, Month (min. 50 PA)**
.528 Larry Walker, September, 1998

SLUGGING PERCENTAGE

- Highest Slugging Pct., Career (min 1,000 PA)**
.618 Larry Walker, 1995-2004
- Highest Slugging Percentage, Season**
.720 Larry Walker, 1997

ON-BASE PERCENTAGE

- Highest On-Base Pct, Career (min 1,000 PA)**
.426 Larry Walker, 1995-2004
- Highest On-Base Percentage, Season**
.469 Todd Helton, 2004

PLATE APPEARANCES

- Most Plate Appearances, Career**
9,453 Todd Helton, 1997-2013
- Most Plate Appearances, Season**
732 Neifi Perez, 1999

(Franchise Record Book, continued)

Most Plate Appearances, Game
10 Helton, Taveras, Tulowitzki
April 17, 2008 at San Diego (22 inn.)

REACHING BASE SAFELY

Most Times Reaching Base, Career (H+BB+HP)
3,911 Todd Helton, 1997-2013
Most Times Reaching Base, Season
323 Todd Helton, 2000
Consecutive Game On-Base Streak, Season
46 Michael Cuddyer, April 23-June 30, 2013
Consecutive Game On-Base Streak, Home, Season
45 Andres Galarraga, June 7-Sept. 12, 1996
Consecutive Game On-Base Streak, Road, Season
37 Larry Walker, April 2-June 25, 1997
Reaching Base Safely in Every PA, Game
7 Todd Helton, April 8, 2003 vs. St. Louis (13 innings)
Most PA, Consecutive, Reaching Base Safely
12 Eric Young, Sept. 19-24, 1993

AT-BATS

Most At-Bats, Career
7,962 Todd Helton, 1997-2013
Most At-Bats, Season
690 Neifi Perez, 1999
Most At-Bats, Game
10 Willy Taveras, April 17, 2008 at San Diego (22 inn.)

RUNS SCORED

Most Runs Scored, Career
1,401 Todd Helton, 1997-2013
Most Runs Scored, Season
143 Larry Walker, 1997
Most Runs Scored, Game
5 4x, last: Larry Walker, Sept. 24, 2001 vs. San Diego
Most Runs Scored, Inning
2 34x, last: Nolan Arenado, Carlos González, Gerardo Parra, Mark Reynolds, Trevor Story; May 5, 2016 at San Francisco (5th)

BASE HITS

Most Hits, All-Time
2,519 Todd Helton, 1997-2013
Most Hits, Season
219 Dante Bichette, 1998
Most Hits, Game
6 2x, last: Charlie Blackmon, April 4, 2014 vs. Arizona
Most Hits, Two Consecutive Games
9 2x, last: Charlie Blackmon, April 4-5, 2014
Most Hits, Not Making an Out / Consecutive PA
9 Andres Galarraga, June 13-15, 1993
Most Games, Five or More Hits, Career
4 Carlos González, 2008-17
Most Games, Four or More Hits, Career
38 Todd Helton, 1997-2013
Most Hits, Inning
2 69x, last: DJ LeMahieu, Sept. 10, 2018 vs. Arizona (7th)
Most Hits, Calendar Month
50 Todd Helton, August, 2000
Most Hits Before All-Star Break
125 Todd Helton, 2003
Most Hits After All-Star Break
105 Dante Bichette, 1995

HITTING STREAKS

Longest Consecutive Game Hitting Streak
28 Nolan Arenado, April 9-May 8, 2014
Longest Home Hitting Streak
30 Larry Walker, May 18-July 21, 2002
Longest Road Hitting Streak
21 Vinny Castilla, July 17-Sept. 1, 1997
Most Games, Consecutive, One or More Hits vs. Opponent
26 Todd Helton vs. San Diego, June 2, 2004-Sept. 6, 2005

EXTRA-BASE HITS

Most Extra-Base Hits, Career
998 Todd Helton, 1997-2013

Most Extra-Base Hits, Season
105 Todd Helton, 2001
Most Extra-Base Hits, Game
4 8x, last: DJ LeMahieu, April 12, 2018 at Washington
Most Extra-Base Hits, Consecutive PA
6 Larry Walker, May 21-22, 1996
Most Extra-Base Hits, Inning
2 6x, last: Mark Reynolds, April 14, 2016 vs. San Francisco (5th)

MULTI-HIT GAMES

Most Multi-Hit Games, Career
710 Todd Helton, 1997-2013
Most Multi-Hit Games, Season
68 Charlie Blackmon, 2017
Most Multi-Hit Games, Consecutive
8 Andres Galarraga, July 23-29, 1996

TOTAL BASES

Most Total Bases, Career
4,292 Todd Helton, 1997-2013
Most Total Bases, Season
409 Larry Walker, 1997
Most Total Bases, Game
14 3x, last: Nolan Arenado, July 19, 2017 vs. San Diego
Most Total Bases, Inning
6 4x, last: Cory Sullivan, April 9, 2006 at San Diego (5th)

SINGLES

Most Singles, Career
1,521 Todd Helton, 1997-2013
Most Singles, Season
163 Juan Pierre, 2001
Most Singles, Game
5 7x, last: Charlie Blackmon, July 12, 2014 vs. Minnesota

DOUBLES

Most Doubles, Career
592 Todd Helton, 1997-2013
Most Doubles, Season
59 Todd Helton, 2000
Most Doubles, Game
4 Jeff Baker, May 30, 2008 at Chicago-NL

TRIPLES

Most Triples, Career
53 Dexter Fowler 2008-2013
Most Triples, Season
15 Dexter Fowler, 2011
Most Triples, Game
2 23x, last: Tony Wolters, July 6, 2018 at Seattle

HOME RUNS

Most Home Runs, Career
369 Todd Helton, 1997-2013
Most Home Runs, Season
49 2x, last: Todd Helton, 2001
Most Home Runs, Season, Home
32 Andres Galarraga, 1996
Most Home Runs, Season, Road
29 Larry Walker, 1997
Most Home Runs, Season, vs. One Opponent
10 Nolan Arenado vs. San Francisco, 2015
Most Home Runs, Season, Switch-Hitter
13 2x, last: Dexter Fowler, 2012
Most Seasons, 30 Or More Home Runs
6 Todd Helton, 1999-2004
Vinnny Castilla, 1995-99, 2004
Most Home Runs, Calendar Month
15 Troy Tulowitzki, September 2010
Most Home Runs, April
11 2x, last: Larry Walker, 2001
Most Home Runs, May
11 Todd Helton, 2000
Most Home Runs, June
12 2x, last: Nolan Arenado, 2015
Most Home Runs, July
12 Vinny Castilla, 1998
Most Home Runs, August
12 2x, last: Andres Galarraga, 1996

(Franchise Record Book, continued)

- Most Home Runs, September**
15 Troy Tulowitzki, 2010
- Most Home Runs, Before All-Star Break**
27 Larry Walker, 2001
- Most Home Runs, After All-Star Break**
27 2x, last: Carlos González, 2015
- Most Home Runs, Game**
3 17x, last: Trevor Story, Sept. 5, 2018 vs. San Francisco
- Most Home Runs, Leadoff Game, Career**
30 Charlie Blackmon, 2011-2018
- Most Home Runs, Leadoff Game, Season**
10 Charlie Blackmon, 2016
- Most Games, Two or More Home Runs, Career**
28 Todd Helton, 1997-2013
- Most Games, Two or More Home Runs, Season**
8 3x, Todd Helton, 2000
- Most Home Runs, Consecutive At Bats**
4 Carlos González, May 30-31, 2012
- Most Home Runs, Consecutive Plate Appearances**
4 Carlos González, May 30-31, 2012
- Most Games, Consecutive, One or More HR**
6 Nolan Arenado, Sept. 1-5, 2015
- Most Games, Consecutive, One or More HR, Home**
6 3x, last: Nolan Arenado, Sept. 1-5, 2015
- Most Games, Consecutive, One or More HR, Road**
4 11x, last: Trevor Story, Aug. 3-14, 2018
- Most Home Runs, Two Consecutive Games**
4 9x, last: Nolan Arenado, July 19-21, 2017 vs. San Diego / Pittsburgh
- Most Consecutive Team Home Runs Hit by One Player**
6 3x, last: Preston Wilson, May 3-13, 2003
- Most Players, 2 or More Home Runs, Game**
3 Aug. 14, 1999 vs. Montreal
- Home Run, Both Sides Of The Plate, Same Game**
1 2x, last: Dexter Fowler, Sept. 5, 2011 vs. Arizona
- Longest Home Run, Rockie**
529' Andres Galarraga, May 31, 1997 at Florida
- Longest Home Run, Rockie, Coors Field**
505' Trevor Story, Sept. 5, 2018 vs. San Francisco

GRAND SLAMS

- Most Grand Slams, Career**
7 Todd Helton, 1997-2012
- Most Grand Slams, Season**
2 16x, last: Carlos González, 2016

RUNS BATTED IN

- Most RBI, Career**
1,406 Todd Helton, 1997-2013
- Most RBI, Season**
150 Andres Galarraga, 1996
- Most Seasons, 100 Or More RBI, Career**
5 Todd Helton, 1999-2003
Vinny Castilla, 1996-99, 2004
Larry Walker, 1995, 1997, 1999, 2001-02
Dante Bichette, 1995-99
- Most RBI, Calendar Month**
40 Troy Tulowitzki, September, 2010
- Most RBI, April**
30 2x, last: Larry Walker, 2001
- Most RBI, May**
36 Todd Helton, 2001
- Most RBI, June**
39 Dante Bichette, 1996
- Most RBI, July**
35 Dante Bichette, 1995
- Most RBI, August**
36 Nolan Arenado, 2016
- Most RBI, September (excluding October)**
40 Troy Tulowitzki, 2010
- Most RBI, Before the All-Star Break**
91 Preston Wilson, 2003
- Most RBI, After the All-Star Break**
80 Dante Bichette, 1995
- Most RBI, Game**
8 4x, Matt Holliday, Sept. 20, 2005 vs. San Diego
- Most Games, Consecutive, One or More RBI**
11 Carlos González, Aug. 15-27, 2011

- Most RBI, Inning**
5 2x, last: Justin Morneau, Sept. 17, 2014 vs. Los Angeles-NL (1st)
- Most RBI, Without A Hit, Game**
4 Ben Petrick (0-for-3), Sept. 20, 2000 vs. San Diego

MULTI-RBI GAMES

- Most Multi-RBI Games, Career**
334 Todd Helton, 1997-2013
- Most Multi-RBI Games, Season**
44 Todd Helton, 2000
- Most Multi-RBI Games, Consecutive**
5 2x, last: Charlie Blackmon, April 21-25, 2017

SACRIFICE HITS

- Most Sacrifice Hits, Career**
67 Aaron Cook, 2002-2011
- Most Sacrifice Hits, Season**
24 Royce Clayton, 2004
- Most Sacrifice Hits, Game**
4 Cory Sullivan, June 14, 2006 at Washington

SACRIFICE FLIES

- Most Sacrifice Flies, Career**
93 Todd Helton, 1997-2013
- Most Sacrifice Flies, Season**
12 Jeff Cirillo, 2000
- Most Sacrifice Flies, Game**
2 10x, last: Justin Morneau, June 10, 2014 vs. Atlanta

WALKS

- Most Walks, Career**
1,335 Todd Helton, 1997-2013
- Most Walks, Season**
127 Todd Helton, 2004
- Most Walks, Game**
5 Todd Helton, April 29, 2007 vs. Atlanta (11 innings)
- Most Games, Consecutive, One or More Walk**
11 Walt Weiss, Aug. 31-Sept. 13, 1997

INTENTIONAL WALKS

- Most Intentional Walks, Career**
185 Todd Helton, 1997-2013
- Most Intentional Walks, Season**
22 Todd Helton, 2x: 2000, 2005
- Most Intentional Walks, Game**
3 Andres Galarraga, April 30, 1993 at Florida

HIT BY PITCH

- Most Hit by Pitch, Career**
98 Larry Walker, 1995-2004
- Most Hit by Pitch, Season**
21 Eric Young, 1996
- Most Hit by Pitch, Game**
2 20x, last: Tony Wolters, June 7, 2018 at Cincinnati
- Most Hit by Pitch, Inning**
2 Andres Galarraga, July 12, 1996 vs. San Diego (7th)

STRIKEOUTS

- Most Strikeouts, Career**
1,175 Todd Helton, 1997-2013
- Most Strikeouts, Season**
191 Trevor Story, 2017
- Fewest Strikeouts, Season (qualifiers)**
29 Juan Pierre, 2001
- Highest PA/SO Ratio, Season (qualifiers)**
23.55 Juan Pierre, 2001
- Most Strikeouts, Game**
5 3x, last: DJ LeMahieu Aug. 3, 2015 vs. Miami

GROUNDED INTO DOUBLE PLAYS

- Most Double Plays Grounded Into, Career**
186 Todd Helton, 1997-2013
- Most Double Plays Grounded Into, Season**
27 2x, last: Jay Payton, 2003
- Fewest GDP, Season (qualifiers)**
2 2x, last: Charlie Blackmon, 2016
- Highest AB/GDP Ratio, Season (qualifiers)**
289.0 Charlie Blackmon, 2016
- Most Double Plays Grounded Into, Game**
3 4x, last: Jason Giambi, June 15, 2012 at Detroit

(Franchise Record Book, continued)

RISP BATTING

- Highest Average w/RISP, Season (min. 100 AB)**
.422 Andres Galarraga, 1993
- Most Hits w/RISP, Season**
78 Andres Galarraga, 1996
- Most At-Bats w/RISP, Season**
207 Preston Wilson, 2003

STOLEN BASES

- Most Stolen Bases, Career**
180 Eric Young, 1993-97
- Most Stolen Bases, Season**
68 Willy Taveras, 2008
- Most Stolen Bases, Consecutive Attempts, Season**
22 2x, last: May 15-Sept. 13, 2015
- Most Stolen Bases, Game**
6 Eric Young, June 30, 1996 vs. Los Angeles-NL
- Most Stolen Bases, Inning**
3 Eric Young, June 30, 1996 vs. Los Angeles-NL (3rd)
- Most Games, Consecutive, One or More SB**
5 3x, last: Charlie Blackmon, June 11-15, 2011

CAUGHT STEALING

- Most Caught Stealing, Career**
69 Eric Young, 1993-97
- Most Caught Stealing, Season**
19 Eric Young, 2x: 1993, 1996
- Most Caught Stealing, Game**
3 Eric Young, May 1, 1993 at Florida (12 innings)
- Most Caught Stealing, Inning**
2 2x, last: Larry Walker, April 30, 1998 at New York-NL (8th)

PINCH-HITTING

- Most Pinch-Hit Appearances**
361 John Vander Wal, 1994-98
- Most Pinch-Hit Appearances, Season**
92 John Vander Wal, 1995
- Most Pinch-Hit Base Hits**
79 John Vander Wal, 1994-98
- Most Pinch-Hit Base Hits, Season**
28 John Vander Wal, 1995
- Most Pinch-Hit Base Hits, Consecutive At-Bats**
5 2x, last: Ryan Spilborghs, Sept. 6-21, 2010
- Highest Pinch-Hit Avg, Career (min. 75 AB)**
.336 Seth Smith, 2007-11
- Highest Pinch-Hit Avg, Season (min. 25 AB)**
.472 Seth Smith, 2009
- Most Pinch-Hit Home Runs, Career**
12 John Vander Wal, 1994-98
- Most Pinch-Hit Home Runs, Season**
5 Mark Sweeney, 2004
- Most Pinch-Hit RBI, Career**
57 John Vander Wal, 1994-98
- Most Pinch-Hit RBI, Season**
23 Mark Sweeney, 2004

PITCHER BATTING

- Highest Batting Avg, Season (min. 30 AB)**
.344 Mike Hampton, 2002
- Most Hits, Season**
23 Mike Hampton, 2001
- Most Hits, Game**
4 John Thomson, June 1, 1997 at Florida
- Most Home Runs, Career**
10 Mike Hampton, 2001-02
- Most Home Runs, Season**
7 Mike Hampton, 2001
- Most Home Runs, Game**
2 Mike Hampton, June 5, 2001 vs. Houston
- Most Runs Batted In, Season**
16 Mike Hampton, 2001
- Most Runs Batted In, Game**
4 2x, last: Denny Neagle, Sept. 29, 2001 vs. Milwaukee
- Most Total Bases, Game**
8 Mike Hampton, June 5, 2001 vs. Houston

ROOKIE BATTING

- Highest Batting Average (min. 400 AB)**
.315 Todd Helton, 1998
- Highest Slugging Percentage (min. 400 AB)**
.530 Todd Helton, 1998

Highest On-Base Percentage (min. 400 AB)

- .380 Todd Helton, 1998
- Most Games, Season**
155 Troy Tulowitzki, 2007
- Most At-Bats, Season**
609 Troy Tulowitzki, 2007
- Most Runs, Season**
104 Troy Tulowitzki, 2007
- Most Runs, Game**
4 7x, last: Trevor Story, June 26, 2016 vs. Arizona
- Most Hits, Season**
177 Troy Tulowitzki, 2007
- Most Hits, Game**
5 3x, last: Jose Ortiz, Aug. 10, 2001 at Cincinnati
- Most Games, Consecutive, One or More Hits**
17 David Dahl, July 25-Aug. 11, 2016
- Most Home Runs, Season**
28 Wilin Rosario, 2012
- Most Home Runs, Game**
3 Jose Ortiz, Aug. 17, 2001 vs. Florida
- Most Runs Batted In, Season**
99 Troy Tulowitzki, 2007
- Most Runs Batted In, Game**
6 3x, last: Jeff Baker, Sept. 18, 2006 vs. San Francisco

INDIVIDUAL PITCHING

MAJOR LEAGUE SERVICE

- Most Major League Service, Pitcher**
9.020 Aaron Cook, 2002-11

GAMES

- Most Appearances, Career**
461 Steve Reed, 1993-97, 2003-04
- Most Appearances, Season**
80 Matt Belisle, 2012
- Most Appearances, Calendar Month**
19 Mike Muñoz, June, 1994

GAMES STARTED

- Most Games Started, Career**
206 Aaron Cook, 2002-11
- Most Games Started, Season**
35 2x, last: Darryl Kile, 1998
- Most Games Started, Calendar Month**
7 5x, last: Alex White, August 2012

GAMES FINISHED

- Most Games Finished, Career**
243 Brian Fuentes, 2002-08
- Most Games Finished, Season**
69 Jose Jiménez, 2002

COMPLETE GAMES

- Most Complete Games, Career**
14 Pedro Astacio, 1997-2001
- Most Complete Games, Season**
7 Pedro Astacio, 1999
- Most Complete Games, Consecutive Starts**
2 3x, last: Brian Bohanon, Aug. 28-Sept. 4, 1999
- Low-Hit Complete Game**
0 Ubaldo Jiménez, April 17, 2010 at Atlanta
- Fewest Baserunners, Complete Game**
2 3x, last: Chad Bettis, Sept. 5, 2016 vs. San Francisco

SHUTOUTS

- Most Shutouts, Career**
3 Jason Jennings
3 Ubaldo Jiménez
- Most Shutouts, Season**
2 3x, last: Ubaldo Jiménez, 2010
- Fewest Hits Allowed, Shutout**
0 Ubaldo Jiménez, April 17, 2010 at Atlanta

SAVES

- Most Saves, Career**
115 Brian Fuentes, 2002-08
- Most Saves, Season**
43 Wade Davis, 2018
- Most Saves, Season, Home**
23 Jose Jiménez, 2002

(Franchise Record Book, continued)

- Most Saves, Season, Road**
27 Wade Davis, 2018
- Most Saves, Calendar Month**
11 3x, last: Greg Holland, April 2017
- Most Saves, Before All-Star Break**
28 Greg Holland, 2017
- Most Saves, After All-Star Break**
19 Brian Fuentes, 2005
- Most Appearances, Consecutive, Earning a Save**
10 Greg Holland, April 28-May 21, 2017
- Most Save Situations Converted, Consecutive**
26 Huston Street, June 8-September 27, 2009
- Most Save Situations Converted, Consecutive, Season**
26 Huston Street, June 8-September 27, 2009
- Most Blown Saves, Season**
9 2x, last: Manuel Corpas, 2008

EARNED RUN AVERAGE

- Lowest ERA, Career (min. 300.0 IP)**
3.38 Brian Fuentes, 2002-08
- Lowest ERA, Season (qualifiers)**
2.85 Kyle Freeland, 2018
- Lowest ERA, Calendar Month (25.0 IP)**
0.78 Ubaldo Jiménez, May, 2010

WINNING PERCENTAGE

- Highest Winning Pct, Career (min. 30 decisions)**
.585 Jorge De La Rosa (86-61), 2008-16
- Highest Winning Pct, Season, Starter (min. 15 decisions)**
.727 Jorge De La Rosa (16-6), 2013

WINNING DECISIONS

- Most Wins, Career**
86 Jorge De La Rosa, 2008-16
- Most Wins, Season**
19 Ubaldo Jiménez, 2010
- Most Wins, Season, Relief**
11 Gabe White, 2000
- Most Wins, Consecutive Decisions, Overall**
9 3x, last: Rex Brothers, May 15-June 9, 2013
- Most Wins, Consecutive Decisions, Starter**
9 Ubaldo Jiménez, May 15-July 8, 2010
- Most Wins, Consecutive Decisions, Reliever**
9 Rex Brothers, May 15-June 9, 2013
- Most Wins, Consecutive Starts**
7 2x, last: Ubaldo Jiménez, May 15-June 17, 2010
- Most Wins, Consecutive Starts At Home**
7 Jorge De La Rosa, June 21-Aug. 22, 2009
- Best Start To A Season, Starter**
6-0 Ubaldo Jiménez, 2010

LOSING DECISIONS

- Most Losses, Career**
68 Aaron Cook, 2002-11
- Most Losses, Season**
17 Darryl Kile, 1998
- Most Relief Losses, Season**
10 Jose Jiménez, 2002
- Most Losses, Consecutive Decisions**
12 Jose Jiménez, July 1, 2002-July 30, 2003
- Most Losses, Consecutive Starts**
8 John Thomson, Sept. 19, 1999-Aug. 8, 2001
- Worst Start To A Season, Starter**
0-6 4x, last: Yohan Flande, June 30-Sept. 24, 2014

INNINGS PITCHED

- Most Innings Pitched, Career**
1312.1 Aaron Cook, 2002-11
- Most Innings Pitched, Season**
232.0 Pedro Astacio, 1999
- Most Innings Pitched, Season, Reliever**
98.0 Curtis Leskanic, 1995
- Most Innings Pitched, Game, Starter**
10.0 Darryl Kile, Sept. 20, 1998 at San Diego
- Most Innings Pitched, Game, Reliever**
6.1 Bruce Ruffin, July 28, 1993 vs. Atlanta

RUNS

- Most Runs Allowed, Career**
708 Aaron Cook, 2002-11
- Most Runs Allowed, Season**
160 Pedro Astacio, 1998
- Most Runs Allowed, Game**
12 Shawn Chacon, June 7, 2003 vs. Kansas City (1)

EARNED RUNS

- Most Earned Runs Allowed, Career**
660 Aaron Cook, 2002-2011
- Most Earned Runs Allowed, Season**
145 Pedro Astacio, 1998
- Most Earned Runs Allowed, Game**
12 Shawn Chacon, June 7, 2003 vs. Kansas City (1)

SCORELESS INNINGS

- Most Scoreless Innings, Consecutive, Starter**
33.0 Ubaldo Jiménez, May 15-June 6, 2010
- Most Scoreless Innings, Consecutive, Reliever**
31.1 Adam Ottavino, Sept. 7, 2014-Aug. 27, 2016

HITS ALLOWED

- Most Hits Allowed, Career**
1,519 Aaron Cook, 2002-11
- Most Hits Allowed, Season**
258 Pedro Astacio, 1999
- Most Hits Allowed, Game**
15 2x, last: Jamey Wright, June 27, 2005 vs. Houston
- Fewest Hits Allowed, Complete Game**
0 Ubaldo Jiménez, April 17, 2010 at Atlanta

HITLESS INNINGS

- Most Hitless Innings, Consecutive**
11.0 Tim Lincecum, April 20-May 11, 2004
- Outs Before Allowing a Hit, Non-No-Hitter**
25 Kyle Freeland, July 9, 2017 vs. Chicago-AL

BATTERS RETIRED

- Most Batters Retired, Consecutive, Season**
27 Rafael Betancourt, Aug. 27-Sept. 28, 2011
- Most Batters Retired, Consecutive, Game**
19 Jason Marquis, June 30, 2009 at Los Angeles-NL

HOME RUNS

- Most Home Runs Allowed, Career**
139 Pedro Astacio, 1997-2001
- Most Home Runs Allowed, Season**
39 Pedro Astacio, 1998
- Most Home Runs Allowed, Game**
5 3x, last: Alex White, Sept. 10, 2011 vs. Cincinnati
- Most Home Runs Allowed, Inning**
3 20x, last: German Márquez, June 8, 2018 vs. Arizona (3rd inning)

WALKS

- Most Walks Issued, Career**
481 Jorge De La Rosa, 2008-16
- Most Walks Issued, Season**
109 Darryl Kile, 1999
- Fewest Walks Issued, Season (qualifiers)**
42 Jason Hammel, 2009
- Most Walks Issued, Game**
10 Jason Jennings, Sept. 8, 2002 vs. San Diego

HIT BATSMEN

- Most Hit Batsmen, Career**
58 Pedro Astacio, 1997-2001
- Most Hit Batsmen, Season**
17 Pedro Astacio, 1998
- Most Hit Batsmen, Game**
4 Pedro Astacio, April 22, 2001 at Arizona

STRIKEOUTS

- Most Strikeouts, Career**
985 Jorge De La Rosa, 2008-16
- Most Strikeouts, Season**
230 German Márquez, 2018
- Most Strikeouts, Season, Left-Hander**
193 Jorge De La Rosa, 2009

(Franchise Record Book, continued)

- Most Strikeouts, Season, Reliever**
112 Adam Ottavino, 2018
- Most Strikeouts, Game**
16 Jon Gray, Sept. 17, 2016 vs. San Diego
- Most Strikeouts, Consecutive Starts**
26 Jon Gray, Sept. 17-23, 2016
- Most Strikeouts, Game, Reliever**
9 Bruce Ruffin, Sept. 14, 1993 (1) vs. Houston
- Most Strikeouts, Consecutive Batters Faced, Game**
8 2x, last: German Márquez, Sept. 26, 2018 vs. Philadelphia
- Most Strikeouts, Inning**
4 3x, last: German Márquez, Oct. 1, 2018 at Los Angeles-NL
- Most Strikeouts, Consecutive, Start Of Game**
8 German Márquez, Sept. 26, 2018 vs. Philadelphia

WILD PITCHES

- Most Wild Pitches, Career**
70 Jorge De La Rosa, 2008-16
- Most Wild Pitches, Season**
16 Ubaldo Jiménez, 2x, 2008 and 2010
- Most Wild Pitches, Game**
4 2x, last: Adam Ottavino, June 25, 2017 at Los Angeles-NL

BALKS

- Most Balks, Career**
11 Armando Reynoso, 1993-96
- Most Balks, Season**
6 Armando Reynoso, 1993

PICKOFFS

- Most Pickoffs, Career (including caught stealings)**
33 Jamey Wright, 1996-99, 2004-05
- Most Pickoffs, Season (including caught stealings)**
8 3x, last: Jamey Wright, 1998
- Most Pickoffs, Game**
2 14x, last: Tyler Anderson, July 24, 2018 vs. Houston

NUMBER OF PITCHES

- Most Pitches Thrown, Career**
19,636 Aaron Cook, 2002-11
- Most Pitches Thrown, Season**
3,675 Darryl Kile, 1998
- Most Pitches Thrown, Game**
153 Pedro Astacio, June 6, 1999 vs. Milwaukee

INHERITED RUNNERS STRANDED

- Pct. Inherited Runners Stranded, Season (min. 20 IR)**
94.3% Justin Speier, 2002

PITCHING, ROOKIE SEASON

- Most Appearances**
75 Javier Lopez, 2003
- Most Wins**
16 Jason Jennings, 2002
- Lowest ERA (min. 100 IP)**
3.28 Jhoulys Chacin, 2010
- Most Games Started**
33 Jeff Francis, 2005
- Most Complete Games**
4 Armando Reynoso, 1993
- Most Shutouts**
1 5x, last: Jon Gray, Sept. 17, 2016 vs. San Diego
- Most Saves**
11 Carlos Estévez, 2016
- Most Innings Pitched**
189.0 Armando Reynoso, 1993
- Most Strikeouts**
185 Jon Gray, 2016

INDIVIDUAL FIELDING

FIELDING PERCENTAGE

- Highest Fielding Pct. Career (min. 300 games)**
.996 **1B:** Todd Helton, 1997-2013
.991 **2B:** DJ LeMahieu, 2012-18
.970 **3B:** Nolan Arenado, 2013-18

- .985 **SS:** Troy Tulowitzki, 2006-2015
.995 **C:** Chris Iannetta, 2006-11, 2018
.988 **OF:** Charlie Blackmon, 2011-18
1.000 **P:** Kevin Ritz, 1994-98
(most total chances, no errors, 170)

Highest Fielding Pct., Season (qualifiers)

- .999 **1B:** Todd Helton, 2007
.995 **2B:** Jamey Carroll, 2006
.987 **3B:** Vinny Castilla, 2004
.991 **SS:** Troy Tulowitzki, 2011
1.000 **C:** Chris Iannetta, 2008
.997 **OF:** Charlie Blackmon, 2018
1.000 **P:** 21x, last: Chad Bettis, 2018

TOTAL CHANCES

- Most Total Chances, Career**
20,713 Todd Helton, 1997-2013
- Most Total Chances, Season**
1,658 Andres Galarrraga, 1996
- Most Total Chances, Game**
1B: 25, Todd Helton, April 17, 2008 at San Diego (22)
2B: 15, 2x, last: DJ LeMahieu, June 21, 2018 vs. New York-NL
3B: 11, Nolan Arenado, May 1, 2015 at San Diego
SS: 17, Juan Uribe, June 30, 2003 vs. Arizona (12)
OF: 10, Willy Taveras, April 17, 2008 at San Diego (22)
C: 19, Tony Wolters, April 25, 2018 vs. San Diego

PUTOUTS

- Most Putouts, Career**
18,906 Todd Helton, 1997-2013
- Most Putouts, Season**
1,528 Andres Galarrraga, 1996
- Most Putouts, Game**
1B: 25, Todd Helton, April 17, 2008 at San Diego (22)
2B: 9, Kazuo Matsui, June 25, 2007 at Chicago-NL
3B: 5, 3x, last: Nolan Arenado, May 25, 2015 at Cincinnati
SS: 8, 2x, last: Troy Tulowitzki, April 10, 2010 vs. San Diego (14 innings)
OF: 10, Willy Taveras, April 17, 2008 at San Diego (22)
C: 18, Yorvit Torrealba, April 17, 2008 at San Diego (22)
P: 4, 5x, last: Chad Bettis, June 26, 2018 at San Francisco

ASSISTS

- Most Assists, Career**
3,208 Troy Tulowitzki, 2006-2015
- Most Outfield Assists, Career**
94 Larry Walker, 1995-2004
- Most Assists, Season**
561 Troy Tulowitzki, 2007
- Most Outfield Assists, Season**
17 Dante Bichette, 1999
- Most Assists, Game**
1B: 5, Todd Helton, 5x, last: June 20, 2012 at Philadelphia
2B: 12, DJ LeMahieu, August 28, 2012 vs. Los Angeles-NL
3B: 9, Jeff Cirillo, July 23, 2001 vs. San Francisco
SS: 12, Juan Uribe, June 30, 2003 vs. Arizona (12)
OF: 2, 27x, last: Gerardo Parra, Aug. 11, 2017 at Miami
C: 5, 3x, last: Wilin Rosario, Sept. 13, 2011 at Milwaukee (11 innings)
P: 6, Ubaldo Jiménez, May 12, 2009 vs. Houston
- Most Outfield Assists, Inning**
2 6x, last: Matt Holliday, April 21, 2007 vs. San Diego (6th inning)

ERRORS

- Most Errors, Career**
107 Vinny Castilla, 1993-99, 2004, 2006
- Most Errors, Season**
30 Walt Weiss, 1996
- Most Errors, Game**
3 5x, last: Jose Ortiz, Sept. 18, 2001 vs. Arizona
- Most Errorless Games, Consecutive, Non-Pitcher**
158 Chris Iannetta, June 23, 2007-May 22, 2009
- Most Errorless Games, Consecutive, Infielder**
115 Todd Helton, June 15, 2007-April 28, 2008
- Most Errorless Games, Consecutive, Season**
121 Charlie Blackmon, April 29-Sept. 16, 2015

(Franchise Record Book, continued)

Most Errorless Total Chances, Consecutive
1,191 Todd Helton, June 14, 2007-April 28, 2008

CATCHER CAUGHT STEALING

Highest Caught Stealing Pct., Career (min. 250 games)
.306 Jeff Reed, 1996-99

Highest Caught Stealing Pct., Season (min. 80 games)
.489 Danny Ardoin, 2005

Most Runners Thrown Out, Season
39 Henry Blanco, 1999

Most Runners Thrown Out, Game
3 7x, last: Yorvit Torrealba, April 25, 2008 at Los Angeles-NL

Most Runners Thrown Out, Consecutive Steal Attempts
8 Joe Girardi, Sept. 9-18, 1993

OPPONENT RECORDS

INDIVIDUAL BATTING, OPPONENT

Most Hits, Game
6 2x, last: Paul Lo Duca, May 28, 2001 at Los Angeles-NL

Most Home Runs, Game
3 16x, last: C. Villanueva, April 3, 2018 at San Diego

Most RBI, Game
9 Sammy Sosa, Aug. 10, 2002 vs. Chicago-NL
James Loney, Sept. 28, 2006 vs. Los Angeles-NL

Most Hits, Season
34 Joe Panik, 2017 with San Francisco

Most Home Runs, Season
10 Barry Bonds, 2001 with San Francisco
Reggie Sanders, 2001 with Arizona

Most RBI, Season
29 Phil Nevin, 2001 with San Diego

Highest Average, Season (min. 20 PA)
.600 Ryan Ludwick, 2008 with St. Louis (12-for-20)

Most Hits, Career
225 Jeff Kent, 1993-2008

Most Home Runs, Career
54 Barry Bonds, 1993-2007

Most RBI, Career
154 Matt Kemp, 2006-2018

Highest Average, Career (min. 75 PA)
.410 Robin Ventura (43-for-105)

INDIVIDUAL PITCHING, OPPONENT

Most Strikeouts, Game
17 Randy Johnson, April 21, 2002 at Arizona

Fewest Hits Allowed, Complete Game
0 Clayton Kershaw, June 18, 2014 at Los Angeles-NL
Hideo Nomo, Sept. 17, 1996 vs. Los Angeles-NL
Al Leiter, May 11, 1996 at Florida

Most Wins, Season
5 Brad Penny, 2006 with Los Angeles-NL (5-0)

Most Wins, Career
22 Clayton Kershaw, 2008-2018

Highest Win Pct., Career (min. 10 dec.)
.833 Hideo Nomo, 1995-2004 (10-2)

Lowest ERA, Career (min. 100 IP)
2.47 Randy Johnson, 1997-2009 (211.1 IP, 58 ER)

CLUB BATTING, OPPONENT

Most Singles, Game
18 2x, last: May 13, 2009 vs. Houston

Most Doubles, Game
9 5x, last: Aug. 22, 2015 vs. New York-NL

Most Triples, Game
4 Sept. 27, 2016 vs. San Francisco

Most Home Runs, Game
7 July 2, 2002 vs. San Francisco

Most Extra-Base Hits, Game
15 May 19, 1999 vs. Cincinnati

Most Total Bases, Game
55 May 19, 1999 vs. Cincinnati

Most RBI, Game
26 Aug. 18, 1995 vs. Chicago-NL

Most Left on Base, Game
16 3x, last: July 29, 2014 at Chicago-NL (16 innings)

Most Home Runs, Season, by One Opponent
34 Los Angeles-NL, 2018

CLUB PITCHING, OPPONENT

Most Scoreless Innings, Consecutive, Season
30.0 St. Louis, Sept. 30-Oct. 3, 2010

Most Shutouts, Consecutive
2 15x, last: Sept. 14-15, 2018 at San Francisco

INDIVIDUAL & CLUB FIELDING, OPPONENT

Most Errors, Opponent, Game
7 May 2, 2004 vs. Atlanta

Most Errors, Individual Opponent, Game
4 Mark DeRosa, May 2, 2004 vs. Atlanta

UBALDO'S NO-NO

On April 17, 2010 at Turner Field, Ubaldo Jiménez pitched the first no-hitter in Rockies history.

- Jiménez's line: 9.0 IP, 0 H, 0 ER, 6 BB, 7 SO, 31 batters faced.
- Jiménez threw the first no-hitter in Colorado's 2,703rd game.
- Entering the game, four existing teams in MLB had not thrown a no-hitter: Colorado (est. 1993), Tampa Bay (est. 1998), San Diego (est. 1969) and New York-NL (est. 1962).
- Prior to this no-hitter, the deepest a Colorado pitcher had gone into a potential no-hitter was Jason Jennings, who went 6.2 innings without giving up a hit on Aug. 1, 2002 at Pittsburgh.
- Jiménez threw a career-high 128 pitches, one more than his previous high (127 pitches, June 12, 2009 vs. Seattle); he threw 72 strikes and his fastball averaged 96.8 mph.
- Jiménez faced 31 consecutive batters without allowing a hit.
- When he reached 83 pitches, Jiménez had thrown 42 balls and 41 strikes, but he did not walk any batters after the fifth inning.
- Jiménez is the sixth Dominican player to throw a no-hitter—entering the 2017 season, this is tied with Venezuela for the countries with the most no-hitters other than the U.S.



Franchise Bests

CYCLES

Rockies Cycles (9)

- **Dante Bichette** •
June 10, 1998 vs. Texas Rangers (W, 9-8, 10 inn.) - After going hitless in his first two at-bats, Bichette doubled, homered, tripled and hit the game-winning 10th inning RBI single.
- **Neifi Perez** •
July 25, 1998 vs. St. Louis Cardinals (W, 5-2) - Perez doubled, tripled, singled and then homered on a 0-1 pitch in the seventh inning.
- **Todd Helton** •
June 19, 1999 vs. Florida Marlins (W, 10-2) - Helton cycled in only four trips to the plate; he doubled, singled, homered and tripled off the right-field wall in the seventh.
- **Mike Lansing** •
June 18, 2000 vs. Arizona Diamondbacks (W, 19-2) - Lansing's four-inning cycle is believed to be the fastest in Major League history: triple, home run, double, single.
- **Troy Tulowitzki** •
Aug. 10, 2009 vs. Chicago Cubs (W, 11-5) - Tulowitzki hit a home run, single, double and triple to become the first shortstop in MLB history to go 5-for-5 (or better) and have at least seven RBI in same game.
- **Carlos González** •
July 31, 2010 vs. Chicago Cubs (W, 6-5) - González hit a single, triple, double and walk-off home run to become the fourth player to complete the cycle on a walk-off home run.
- **Michael Cuddyer** •
Aug. 17, 2014 vs. Cincinnati Reds, Game 2 (W, 10-6) - Cuddyer hit a triple, home run, single and double to become the 30th player in MLB history with multiple cycles and the third player in MLB history with a cycle in each league, joining Bob Watson and John Olerud.
- **Nolan Arenado** •
June 18, 2017 (Father's Day) vs. San Francisco Giants (W, 7-5) - Arenado hit a triple, single, double and walk-off home run to become the fifth player in Major League history to complete the cycle on a walk-off home run. It was the first cycle to be completed with the batter's team trailing in Major League history.
- **Charlie Blackmon** •
September 30, 2018 vs. Washington Nationals (W, 12-0) - Blackmon led off the game with a triple, then hit a home run, single and double to become the first player in Major League history to cycle in the 162nd game of the season.

Opponents Cycles (9)

- **John Mabry** •
May 18, 1996 vs. St. Louis Cardinals (W, 9-8) - Mabry was the 15th Cardinal to hit for the cycle and first since 1964 (Ken Boyer) to do it in natural order (single, double, triple, homer).
- **Craig Biggio** •
April 8, 2002 vs. Houston Astros (L, 4-8) - Biggio became the sixth player in Astros history to hit for the cycle—single, triple, homer, double—and he accomplished the feat in the Rockies' 2002 home opener.
- **Fred Lewis** •
May 13, 2007 vs. San Francisco Giants (L, 2-15) - Lewis hit a double, home run, triple and single to become the fourth player in Major League history to hit his first career home run as part of a cycle.
- **Pablo Sandoval** •
Sept. 15, 2011 vs. San Francisco Giants (L, 5-8) - Sandoval became the 25th player in Giants history to hit for the cycle—homer, single, double, triple—and the fourth Giants third baseman to hit for cycle.
- **Scott Hairston** •
April 27, 2012 vs. New York Mets (W, 18-9) - This was the 10th cycle in Mets history—single, home run, triple, double—and Hairston's four hits tied his career-high.
- **Shin-Soo Choo** •
July 21, 2015 vs. Texas Rangers (L, 0-9) - Collecting a career-high tying four hits, Choo hit a double, home run, single and triple for the eighth cycle in Rangers franchise history.
- **Matt Kemp** •
Aug. 14, 2017 vs. San Diego Padres (L, 5-9) - For the first cycle in Padres history, Kemp recorded his first-ever cycle with a two-run homer in the first inning, a single in the third, a double in the seventh and triple in the ninth.
- **Wil Myers** •
April. 10, 2017 vs. San Diego Padres (L, 3-5) - The second cycle in Padres history and the first in MLB during the 2017 season, Myers hit a single, double, home run and triple. He had previously fallen a triple short of the cycle seven different times in his career.
- **Trea Turner** •
April. 25, 2017 vs. Washington Nationals (L, 12-15) - Turner hit his first career cycle and collected a career-high seven RBI in the game, hitting a single, double, home run and triple.

CONSECUTIVE GAME ON-BASE STREAKS

Overall

Gm	Batter	Dates
46	M. Cuddyer	April 23-June 30, 2013
41	T. Tulowitzki	May 26-July 20, 2015
41	T. Helton	Aug. 28, 2007-April 9, 2008
41	A. Galarraga	Sept. 17, 1996-May 10, 1997
38	D. LeMahieu	Aug. 9-Sept. 22, 2016
38	M. Holliday	July 22-Sept. 2, 2007
35	T. Helton	May 28-July 5, 2006
35	L. Walker	April 27-June 8, 2002
34	L. Walker	May 4-June 10, 1997
33	E. Young	July 1-Aug. 10, 1995

Home

Gm	Batter	Dates
49	V. Castilla	Sept. 6, 1997-June 27, 1998
48	T. Helton	Sept. 5, 2001-June 14, 2002
47	E. Young	July 27, 1996-May 25, 1997
46	E. Young	Sept. 30, 1995-July 25, 1996
45	A. Galarraga	June 7-Sept. 12, 1996
44	C. González	May 20-Sept. 2, 2012
39	L. Walker	April 27-July 21, 2002
38	T. Helton	Aug. 20, 2007-May 6, 2008
38	J. Cirillo	April 10-July 13, 2000
37	Two Players	

Road

Gm	Batter	Dates
37	L. Walker	April 2-June 25, 1997
34	M. Cuddyer	April 10-July 10, 2013
32	M. Holliday	July 22, 2007-April 13, 2008
27	T. Helton	June 1-Aug. 8, 2011
27	M. Holliday	June 14-Aug. 16, 2008
27	A. Galarraga	July 19 (2)-Sept. 21, 1997
23	T. Helton	June 10 - Aug. 6, 2009
23	A. Galarraga	Sept. 7, 1996-May 10, 1997
23	E. Young	Aug. 16, 1995-May 6, 1996
22	Two Players	

LONGEST HITTING STREAKS

Games	Player	Dates	Average (H-AB)
28	Nolan Arenado	April 9-May 8, 2014	.360 (40-for-111)
27	Michael Cuddyer	May 28-June 30, 2013	.372 (42-for-113)
23	Dante Bichette	May 22-June 18, 1995	.404 (40-for-99)
22	Vinny Castilla	Aug. 9-Sept. 1, 1997	.386 (32-for-83)
21	Carlos González	Sept. 23, 2015-April 16, 2016	.405 (34-for-84)
21	Troy Tulowitzki	June 15-July 9, 2015	.354 (29-for-82)
21	Larry Walker	April 25-May 19, 1999	.506 (41-for-81)
20	Larry Walker	May 4-25, 1998	.342 (27-for-79)
19	Carlos González	July 19-Aug. 13, 2016	.405 (26-for-72)
19	Eric Young	July 18-Aug. 10, 1995	.425 (32-for-75)
19	Dante Bichette	July 19-Aug. 8, 1995	.333 (26-for-78)

(Franchise Bests, continued)

HOME/ROAD HITTING STREAKS

Home Hitting Streaks

G	Batter	Dates
30	Larry Walker	May 18-July 21, 2002
29	Carlos González	May 20-July 31, 2012
27	Neifi Perez	April 27-June 22, 2001
27	Eric Young	June 7-July 25, 1996
25	Matt Holliday	May 16-July 6, 2007
25	Dante Bichette	April 26-June 18, 1995
22	Todd Helton	June 24-Aug. 17, 2005
22	Andres Galarraga	May 30-July 7, 1993
21	Jeff Cirillo	May 24-July 13, 2000
19	Three Players	

Road Hitting Streaks

G	Batter	Dates
21	Vinny Castilla	July 17-Sept. 1, 1997
19	Cory Sullivan	Sept. 14, 2005-April 27, 2006
19	Matt Holliday	Sept. 8, 2005-April 13, 2006
17	Nolan Arenado	April 2-May 8, 2014
16	Todd Helton	June 15-July 20, 2003
15	Michael Cuddyer	May 28-July 6, 2013
15	Todd Helton	Aug. 19-Sept. 16, 2006
15	Larry Walker	April 25-May 26, 1999
15	Andres Galarraga	May 21-June 21, 1997
15	Eric Young	July 1-Aug. 10, 1995

BATTING AROUND TWICE IN THE SAME GAME (11)

Date / Opponent	Innings
Aug. 12, 1995 at Atlanta	3rd / 8th
June 12, 1997 at Seattle	2nd / 5th
June 21, 1998 vs. Los Angeles	2nd / 6th
May 3, 2000 vs. Montreal	3rd / 4th
July 3, 2002 vs. San Francisco	2nd / 8th
Sept. 21, 2002 vs. Arizona	5th / 7th

Date / Opponent	Innings
Aug. 7, 2007 vs. Milwaukee	6th / 8th
Aug. 8, 2007 vs. Milwaukee	2nd / 4th
April 28, 2010 vs. Arizona	3rd / 4th
Sept. 2, 2016 vs. Arizona	5th / 8th
Sept. 27, 2017 vs. Miami	2nd / 6th

STEALS OF HOME (16)

PLAYER	DATE	INNING	OPPONENT	PITCHER / CATCHER
Charlie Hayes	June 22, 1993	6th	vs. Cincinnati	Ayala/Oliver
Dante Bichette	July 23, 1993	1st	vs. St. Louis	Watson/Pagnozzi
Andres Galarraga	June 14, 1995	2nd	vs. Cincinnati	Schourek/Berryhill
Larry Walker	June 30, 1995	1st	at Los Angeles	Candiotti/Piazza
Walt Weiss	May 5, 1996	7th	vs. Florida	Rapp/Johnson
Eric Young	June 30, 1996	3rd	vs. Los Angeles	Nomo/Piazza
Ellis Burks	July 14, 1996	5th	vs. San Diego	Valenzuela/Flaherty
Quinton McCracken	May 21, 1997	1st	at San Francisco	Rueter/Jensen
Kevin Ritz	June 5, 1997	4th	vs. San Diego	Hitchcock/Hernandez
Todd Helton	May 30, 1998	2nd	vs. Houston	Schourek/Ausmus
Tom Goodwin	June 7, 2000	1st	at Seattle	Moyer/Lampkin
Todd Helton	Sept. 24, 2000	3rd	vs. Florida	Sanchez/Castro
Greg Norton	Sept. 29, 2001	3rd	vs. Milwaukee	Haynes/Ochoa
Matt Holliday	Aug. 9, 2006	9th	at Los Angeles	Saito/Martin
Chris Nelson	Sept. 9, 2010	8th	vs. Cincinnati	Masset/Olivo
Dexter Fowler	July 21, 2011	2nd	vs. Atlanta	Hanson/McCann

INDIVIDUAL PITCHING STREAKS

Consecutive Winning Starts

7	Ubaldo Jiménez, May 15-June 17, 2010
7	Jorge De La Rosa, June 21-July 30, 2009
6	Jorge De La Rosa, Aug. 9-Sept. 4, 2013
6	Aaron Cook, April 13-May 9, 2008

Consecutive Winning Decisions

9	Rex Brothers, May 15, 2012-June 9, 2013
9	Ubaldo Jiménez, May 15-July 8, 2010
9	Julian Tavarez, May 16-Sept. 5, 2000
8	Kyle Freeland, Aug. 6-Sept. 28, 2018
8	Rafael Betancourt, June 6, 2010-May 2, 2015
8	Jeff Francis, June 14-Aug. 8, 2007
8	Mike Dejean, May 12, 1997-June 28, 1998

Consecutive Losing Decisions

12	Jose Jiménez, July 1, 2002-July 30, 2003
10	Christian Friedrich, July 17, 2012-Aug. 21, 2015
10	Shawn Chacon, June 29, 2003-June 20, 2004
10	John Thomson, Aug. 21, 1999-Aug. 8, 2001
8	Franklin Morales, Sept. 12, 2009-Aug. 4, 2011
8	Darryl Kile, May 15-July 2, 1998
8	John Thomson, Aug. 28, 1998-May 12, 1999
8	Greg Harris, June 10-Aug. 7, 1994

(Franchise Bests, continued)

CONSECUTIVE SAVES

Saves, Consecutive Appearances

- 10 Greg Holland, April 28-May 21, 2017
- 9 Greg Holland, April 3-21, 2017
- 9 Darren Holmes, Aug. 8-28, 1993
- 7 Huston Street, June 8-18, 2009
- 7 Jose Jiménez, Aug. 1-18, 2002
- 6 Six Players

Save Opp., Consecutive, Converted

- 26 Huston Street, June 8-Sept. 27, 2009
- 23 Greg Holland, April 3-June 9, 2017
- 21 Brian Fuentes, July 25, 2005-April 27, 2006
- 17 Brian Fuentes, July 7-Sept. 25, 2008
- 17 Jose Jiménez, Sept. 23, 2001-June 1, 2002
- 16 Manny Corpas, July 7-Sept. 19, 2007
- 16 Darren Holmes, June 11-Aug. 28, 1993
- 14 Huston Street, June 4-July 29, 2011
- 14 Rex Brothers, June 4-August 4, 2013

LOW-HIT GAMES

Rockies

Hits	Date	Opponent	Result	Pitchers	First hit
0	April 17, 2010	at Atlanta	W, 4-0	Jiménez	—
1	June 20, 2006	Oakland	W, 6-0	Jennings, Martin, Fuentes	J.Kendall, 1B, 1st
1	June 6, 2016	at Los Angeles-NL	W, 6-1	Chatwood, Germen	K. Kendrick, 2nd
1	July 9, 2017	Chicago-AL	W, 10-0	Freeland, Lyles	M. Cabrera, 1B, 9th
1	July 25, 2018	Houston	W, 3-2	Gray, Ottavino, Davis	J. Altuve, 2B, 4th
2	April 14, 1994	at Philadelphia	W, 5-0	Nied, Ruffin, Holmes	L. Dykstra, 2B, 5th
2	Sept. 22, 1995	at San Francisco	W, 6-1	Ritz, Bailey, Leskanic	M. Williams, 2B, 2nd
2	May 24, 1998	at Cincinnati	W, 3-1	Jones, McElroy, Dipoto	J. Nunnally, 2B, 4th
2	Sept. 10, 1998	Florida	W, 3-1	Kile	L. Castillo, 1B, 3rd
2	May 20, 2000	at Philadelphia	W, 4-3	Jarvis, Tavarez, De Jean, Myers, Jiménez	T. Glanville, HR, 6th
2	Aug. 1, 2000	at Chicago-NL	W, 2-1	Astacio, White	E. Young, 2B, 1st
2	May 2, 2002	Pittsburgh	W, 7-2	Thomson, Mercker, Reyes	A. Rios, 1B, 7th
2	Aug. 1, 2002	at Pittsburgh	W, 3-0	Jennings, Speier, Jiménez	R. Mackowiak, 1B, 7th
2	Sept. 27, 2003	at San Diego	W, 10-2	Stark, Cook, J. Young, Tsao	S. Burroughs, 1B, 3rd
2	April 22, 2004	Los Angeles-NL	W, 7-1 (6)	Estes	P. Lo Duca, 1B, 4th
2	May 29, 2006	at San Diego	W, 5-0	Jennings	M. Bellhorn, 1B, 2nd
2	June 30, 2006	at Seattle	W, 2-0	Fogg	A. Beltre, 1B, 1st
2	July 24, 2006	St. Louis	W, 7-0	Francis	Y. Molina, 1B, 6th
2	July 26, 2008	at Cincinnati	W, 5-1	De La Rosa, Corpas, Buchholz	K. Griffey, HR, 4th
2	July 30, 2009	at Los Angeles-NL	W, 3-0	Marquis	J. Loney, 1B, 2nd
2	April 9, 2010	San Diego	W, 7-0	De La Rosa, Betancourt, Rogers	C. Headley, 1B, 4th
2	May 22, 2011	at Milwaukee	L, 3-1	Jiménez	R. Braun, 3B, 3rd
2	April 14, 2013	at San Diego	W, 2-1	De La Rosa, Lopez, Belisle, Betancourt	Y. Alonso, 1B, 1st
2	April 18, 2014	Philadelphia	W, 12-1	Chatwood, Bettis, Belisle	C. Asche, 1B, 5th
2	May 29, 2015	at Philadelphia	W, 4-1	Bettis, Axford	C. Asche, 1B, 8th
2	Sept. 5, 2016	San Francisco	W, 6-0	Bettis	E. Nunez, 1B, 5th
2	April 15, 2017	at San Francisco	W, 5-0	Chatwood	C. Marrero, 1B, 6th
2	Aug. 6, 2018	Pittsburgh	W, 2-0	Freeland, Oh, Davis	C. Dickerson, 1B, 1st

Opponents

Hits	Date	Opponent	Result	Pitchers	First hit
0	May 11, 1996	at Florida	L, 0-11	A. Leiter	—
0	Sept. 17, 1996	Los Angeles-NL	L, 0-	H.Nomo	—
0	June 18, 2014	at Los Angeles-NL	L, 0-8	C. Kershaw	—
1	Sept. 25, 1993	Cincinnati	L, 0-6	J. Rijo	Hayes, 2B, 2nd
1	July 9, 1994	at Florida	L, 2-4	P. Rapp, J. Johnstone, R. Nen	Kingery, HR, 7th
1	Aug. 29, 1995	at Pittsburgh	L, 0-4	P. Wagner	Galarraga, 1B, 9th
1	Sept. 17, 1995	Florida	L, 0-17	P. Rapp	Bichette, 1B, 4th
1	July 4, 1997	at San Francisco	L, 0-4	S. Estes, R. Beck	McCracken, 1B, 1st
1	July 19, 2000	at Los Angeles-NL	L, 1-9	K. Brown, M. Fetters	Walker, 1B, 1st
1	April 5, 2002	at Los Angeles-NL	L, 1-9	A. Ashby, O. Daal	Zeile, 1B, 5th
1	June 25, 2002	at Los Angeles-NL	L, 0-4	O. Perez	Estalella, 1B, 6th
1	Aug. 18, 2003	at New York-NL	L, 0-8	S. Trachsel	Tsao, 2B, 6th
1	Sept. 14, 2003	at Arizona	L, 0-5	R. Johnson	Reyes, 1B, 5th
1	May 23, 2004	at New York-NL	L, 0-4	T. Glavine	Pellow, 2B, 8th
1	May 1, 2006	at Atlanta	L, 0-2	T. Hudson	Jennings, 1B, 3rd
1	June 24, 2007	at Toronto	L, 0-5	D. McGowan	Baker, 1B, 9th
1	July 12, 2008	at New York-NL	L, 0-3	P. Martinez, C. Muniz, A. Heilman, S. Schoeneweis, B. Wagner	Hawpe, 1B, 4th
1	Sept. 6, 2008	Houston	L, 0-2	R. Oswalt	Hawpe, 1B, 5th
1	April 13, 2009	at Chicago-NL	L, 0-4	T. Lilly, A. Guzman, A. Heilman, K. Gregg	Atkins, 1B, 7th
1	April 22, 2009	at Florida	L, 1-4	A. Sanchez	Fowler, 1B, 9th
1	Sept. 19, 2011	San Diego	L, 2-8	C. Luebke, E. Frieri	Ellis, HR, 6th
1	May 10, 2013	at St. Louis	L, 0-3	S. Miller	Young, 1B, 1st
1	Aug. 26, 2014	at San Francisco	L, 0-3	M. Bumgarner	Morneau, 2B, 8th
1	June 17, 2016	at Miami	L, 1-5	A. Conley, N. Wittgren, K. Barraclough, D. Phelps, D. McGowan	González, 2B, 6th
1	May 15, 2018	at San Diego	L, 0-4	J. Lyles, K. Yates, B. Hand	Story, 1B, 8th

Record Book

(Franchise Bests, continued)

COMBINED SHUTOUTS

Date	Opp.	Pitchers
April 14, 1994	at PHI	Nied, Ruffin, Holmes
May 8, 1994	at SD	Nied, M. Muñoz, S. Reed
May 15, 1994	at HOU	Reynoso, S. Reed, Ruffin
Aug. 10, 1994	ATL(6)	Ritz, S. Reed
Aug. 30, 1995	at PIT	Rekar, S. Reed
June 1, 1996	at PIT	Ritz, S. Reed, Painter, Ruffin
June 12, 1996	HOU	Freeman, Holmes, Hawblitzel
July 7, 1996	at LAD	Ritz, Leskanic, Ruffin
July 27, 1997	CHC	Thomson, Holmes
Sept. 14, 1997	at ATL	Astacio, Dipoto
April 1, 1998	at ARI	Thomson, McElroy
Sept. 12, 1998	at SD	Astacio, McElroy, Dipoto
Sept. 20, 1998	at SD (11)	Kile, Veres
May 30, 1999	at PHI	Kile, DeJean, Veres
June 24, 2000	at ARI	Yoshii, G. White, Myers, Jiménez
April 2, 2001	STL	Hampton, Jiménez
April 18, 2001	at SD	Hampton, K. Davis
April 19, 2001	at SD	Neagle, Wasdin, G. White, Jiménez
Oct. 5, 2001	at SD	Jennings, Speier, J. Powell, Jiménez
April 30, 2002	PIT	Hampton, R. White, M. James
May 1, 2002	PIT	Neagle, Jiménez
May 8, 2002	at MON	Chacon, Nichting, Mercker, R. White
July 15, 2002	at SD	Stark, Speier, T. Jones
Aug. 1, 2002	at PIT	Jennings, Speier, Jiménez
Aug. 9, 2002	CHC	Neagle, T. Jones, Jiménez
Aug. 12, 2002	at FLA	Jennings, Speier, T. Jones, Jiménez
Sept. 24, 2002	at LAD	Stark, T. Jones, Jiménez
April 20, 2003	SD	Chacon, Fuentes, Jiménez
May 18, 2003	MON	Chacon, Fuentes, Speier, Lopez, Reed, Jiménez
May 28, 2003	LAD	Chacon, Darenbourg
June 10, 2003	at MIN	Jennings, Fuentes
May 5, 2004	at MON	Kennedy, Harikkala, Fuentes, Nuñez, Chacon
June 24, 2004	at MIL	Cook, Chacon
June 10, 2005	DET	Wright, Witasick, Fuentes
June 30, 2005	at STL	Francis, Miceli, Witasick, Cortes
July 9, 2005	SD	Jennings, Witasick, Fuentes
May 3, 2006	CIN	Francis, Mesa, Fuentes
June 19, 2006	OAK	B. Kim, Ramirez, Mesa, King
June 20, 2006	OAK	Jennings, Martin, Fuentes
June 25, 2006	TEX	B. Kim, Mesa, Fuentes
May 23, 2007	at ARI	Francis, Corpas, Fuentes
June 30, 2007	at HOU	Francis, Hawkins, Affeldt
Aug. 15, 2007	at SD	U. Jiménez, Hawkins, Julio, Corpas
Sept. 12, 2007	at PHI	Bautista, Redman, Morillo, Newman
Sept. 16, 2007	FLA	Morales, Julio, Fuentes, Corpas
Sept. 26, 2007	at LAD	Fogg, Affeldt, Fuentes, Corpas
June 3, 2008	at LAD	Francis, Buchholz, Fuentes
June 11, 2008	SF	Jiménez, Buchholz, Fuentes
June 14, 2008	at CWS	De La Rosa, Grilli, Buchholz, Fuentes
July 27, 2008	at CIN	Jiménez, Speier, Vizcaino, Wells
Sept. 1, 2008	SF	De La Rosa, Corpas, Fuentes
Sept. 14, 2008	LAD	Cook, Fuentes, Corpas
Sept. 17, 2008	SD	Hernandez, Rusch, Speier, Corpas, Fuentes
April 7, 2009	at ARI	Jiménez, Corpas, Street
May 29, 2009	SD	Marquis, Street
July 3, 2009	ARI	De La Rosa, Peralta, Street
July 6, 2009	WAS	Marquis, Street
Aug. 12, 2009	PIT	Jiménez, Morales
April 9, 2010	SD	De La Rosa, Betancourt, Rogers
April 22, 2010	at WAS	Jiménez, Beigel, Morales
May 8, 2010	at LAD	Chacin, Flores, Beigel
May 20, 2010	at HOU	Jiménez, Belisle, Corpas
May 22, 2010	at KC	Francis, Beigel, Belisle, Corpas
June 12, 2010	HOU	Hammel, Corpas
June 18, 2010	MIL	Hammel, Beigel, Betancourt, Corpas
July 18, 2010	at CIN	Cook, Beigel, Betancourt, Street
July 20, 2010	at FLA	Francis, Chacin, Flores
Aug. 22, 2010	at ARI	Chacin, Beigel, Street
April 5, 2011	LAD	Chacin, Betancourt, Street
June 6, 2011	at SD	Mortensen, Brothers, Belisle, Betancourt, Reynolds, Street
July 1, 2011	KC	Nicasio, Escalona
July 15, 2011	MIL	Nicasio, Lindstrom, Street
Sept. 2, 2011	at SD	Millwood, Brothers, Betancourt
June 4, 2012	at ARI	Friedrich, Belisle, Ottavino
Aug. 6, 2012	at LAD	Pomeranz, Ottavino, Belisle, Betancourt
Aug. 10, 2012	at SF	Chatwood, Ottavino, Belisle, Betancourt
Aug. 23, 2012	at NYM	Chatwood, Ottavino, Brothers, Harris, Belisle
Aug. 27, 2012	LAD	Francis, Roenicke, Brothers, Belisle
Sept. 4, 2012	at ATL	Pomeranz, Torres, Brothers, Belisle

Date	Opp.	Pitchers
Sept. 26, 2012	CHC	Pomeranz, White, Scahill
May 7, 2013	NYN	De La Rosa, Belisle, Brothers, Betancourt
May 19, 2013	SF	Nicasio, Belisle, Brothers, Betancourt
May 24, 2013	at SF	Chatwood, Outman, Belisle, Lopez
July 12, 2013	at LAD	Nicasio, Brothers, Betancourt
Sept. 28, 2013	at LAD	Nicasio, Outman, Ottavino, Belisle, Bettis, Brothers
April 12, 2014	at SF	Anderson, Kahnle, Belisle, Ottavino, Brothers, Hawkins
August 30, 2014	at ARI	Matzek, Brown, Friedrich, Ottavino, Hawkins
Sept. 7, 2014	SD	Morales, Brown, Ottavino, Friedrich
April 6, 2015	at MIL	Kendrick, Betancourt, Friedrich
April 13, 2015	at SF	Butler, Brown, Friedrich, Logan, Betancourt
Aug. 30, 2015	at PIT	De La Rosa, Oberg, Friedrich, Diaz, Axford
April 17, 2016	at CHC	Chatwood, Castro, McGee
April 29, 2016	at ARI	Chatwood, Germen, Miller, Oberg
May 4, 2016	at SD	Chatwood, McGee
May 8, 2016	at SF	Butler, Logan, Estevez, Qualls, McGee
June 8, 2016	at LAD	Rusin, Qualls, Logan, Estevez, McGee
Aug. 31, 2016	LAD	Anderson, Rusin, Logan, Estevez
Sept. 28, 2016	at SF	Chatwood, Logan, Ottavino
April 23, 2017	SF	Freeland, Oberg, Rusin
May 10, 2017	CHC	Márquez, Holland
May 26, 2017	STL	Senzatela, Lyles
July 9, 2017	CWS	Freeland, Lyles
Aug. 14, 2017	ATL	Bettis, Dunn, Holland
Aug. 27, 2017	at ATL	Gray, Neshek, Dunn McGee
Sept. 16, 2017	SD	Anderson, Freeland, Hoffman
Sept. 22, 2017	at SD	Gray, Rusin, Neshek, McGee, Holland
Sept. 26, 2017	MIA	Anderson, Rusin, Gray
Sept. 29, 2017	LAD	Bettis, Estevez, Oberg
April 17, 2018	at PIT	Bettis, Shaw, McGee, Davis
April 24, 2018	SD	Freeland Shaw, Ponders
April 27, 2018	at MIA	Anderson, Senzatela, Shaw, McGee, Ottavino, Davis
May 5, 2018	at NYM	Gettis, Ottavino, Davis
May 12, 2018	MIL	Freeland, Shaw, Dunn, Ottavino, Davis
July 4, 2018	SF	Anderson, Davis
Aug. 6, 2018	PIT	Freeland, Oh, Davis
Sept. 23, 2018	at ARI	Freeland, Ottavino, Oh, Davis
Sept. 26, 2018	PHI	Márquez, Oh, Shaw
Sept. 30, 2018	WAS	Anderson, Oh, Rusin

COMPLETE-GAME SHUTOUTS (31)

Pitcher	Date	Opp.	H	BB	SO
David Nied	June 21, 1994	HOU	4	1	4
Mark Thompson	Aug. 6, 1996	FLA	7	4	4
Roger Bailey	April 16, 1997	at CHC	5	1	0
Roger Bailey	May 4, 1997	PHI	9	0	3
John Thomson	Aug. 6, 1997	at NYM	4	3	2
Darryl Kile	April 30, 1998	at NYM	4	5	8
Mark Brownson*	July 21, 1998	at HOU	4	1	7
Brian Bohanon	Aug. 28, 1999 (2)	PHI	4	4	10
Brian Bohanon	Sept. 13, 2000	at SD	9	3	3
Mike Hampton	May 9, 2001	NYM	7	3	5
Pedro Astacio	July 5, 2001	at SD	3	2	7
Jason Jennings*	Aug. 23, 2001	at NYM	5	4	8
John Thomson	Sept. 30, 2001	MIL	5	3	9
Sunny Kim	Sept. 24, 2005	SF	3	1	3
Jason Jennings	May 6, 2006	HOU	7	1	9
Jason Jennings	May 29, 2006	at SD	2	3	7
Josh Fogg	June 30, 2006	at SEA	2	1	1
Jeff Francis	July 24, 2006	STL	2	0	8
Jeff Francis	Aug. 29, 2007	at SF	6	1	3
Aaron Cook	July 1, 2008	SD	5	0	4
Aaron Cook	May 21, 2009	at ATL	4	1	3
Jason Marquis	June 30, 2009	at LAD	2	0	3
Ubaldo Jiménez	April 17, 2010	at ATL	0	6	7
Ubaldo Jiménez	May 31, 2010	at SF	4	2	9
Jhoulys Chacin	April 15, 2011	CHC	6	2	7
Ubaldo Jiménez	June 1, 2011	at LAD	4	0	7
Tyler Matzek	Sept. 5, 2014	SD	3	1	6
Chris Rusin	Aug. 16, 2015	SD	5	1	4
Chad Bettis	Sept. 5, 2016	SF	2	0	7
Jon Gray	Sept. 17, 2016	SD	4	0	16
Tyler Chatwood	April 15, 2017	at SF	2	1	4

*Major League debut Purple Bold Indicates at Coors Field

(Franchise Bests, continued)

COMPLETE GAMES (112)

Date	Pitcher	Opp.	Result
April 15, 1993	Nied	NYM	W, 5-3
April 27, 1993	B. Henry	CHC	W, 11-2
April 30, 1993	Reynoso	at FLA	W, 6-2
May 10, 1993	Reynoso	SF	W, 7-4
May 31, 1993	Reynoso	PIT	W, 6-2
June 26, 1993	Reynoso	at SF	W, 5-1
Aug. 10, 1993	Bottenfield	at LA	W, 4-2
Aug. 12, 1993	Blair	at LA	W, 4-1
Aug. 29, 1993	Painter	at NYM	W, 6-1
April 23, 1994	G.V. Harris	CHC	W, 8-2
May 3, 1994	Reynoso	STL	W, 10-1
June 21, 1994	Nied	HOU	W, 8-0
July 7, 1994	Nied	at FLA	W, 2-1
July 24, 1995	Rekar	at PHI	W, 11-3
May 5, 1996	Ritz	FLA	W, 5-4
May 19, 1996	M. Thompson	STL	W, 10-3
June 27, 1996	Ritz	LA	W, 13-1
Aug. 6, 1996	M. Thompson	FLA	W, 11-0
Aug. 24, 1996	M. Thompson	PIT	W, 9-3
April 16, 1997	R. Bailey	at CHC	W, 4-0
April 22, 1997	R. Bailey	FLA	W, 13-4
May 4, 1997	R. Bailey	PHI	W, 9-0
May 9, 1997	R. Bailey	at PHI	L, 1-3
June 1, 1997	Thomson	at FLA	W, 9-2
June 14, 1997	R. Bailey	at OAK	W, 7-1
June 28, 1997	Ritz	SF	W, 9-2
July 24, 1997	Jam. Wright	CHC	W, 7-1
Aug. 6, 1997	Thomson	at NYM	W, 4-0
April 30, 1998	Kile	at NYM	W, 4-0
June 4, 1998	Thomson	ARI	W, 5-2
June 12, 1998	Kile	at LA	L, 1-2
June 21, 1998	B. Jones	LA	W, 11-6
July 21, 1998	Brownson	at HOU	W, 5-0
Aug. 5, 1998	Jam. Wright	at PIT	W, 6-2
Aug. 6, 1998	Thomson	at PIT	W, 5-1
Aug. 9, 1998	Kile	NYM	W, 11-4
Sept. 10, 1998	Kile	FLA	W, 3-1
April 29, 1999	Kile	at STL	W, 6-2
May 14, 1999	Bohanon	at ARI	W, 4-1
May 16, 1999	Astacio	at ARI	W, 5-1
May 26, 1999	Astacio	at HOU	L, 2-3
June 23, 1999	Astacio	CHC	W, 10-1
July 6, 1999	Astacio	LA	W, 5-2
Aug. 5, 1999	Astacio	at CIN	W, 2-1
Aug. 20, 1999	Astacio	at CHC	W, 11-3
Aug. 28, 1999	Bohanon	PHI (2)	W, 4-0
Sept. 4, 1999	Bohanon	at NYM	L, 2-4
Sept. 19, 1999	Thomson	LA	L, 2-5(7)
Sept. 29, 1999	Astacio	at ARI	W, 4-1
May 8, 2000	Astacio	at HOU	W, 3-1
June 20, 2000	Astacio	at CIN	L, 2-3
Aug. 20, 2000	Astacio	FLA	W, 13-4
Aug. 27, 2000	Bohanon	at PIT	W, 9-2
Sept. 5, 2000	Tavarez	CHC	W, 10-2
Sept. 13, 2000	Bohanon	at SD	W, 11-0
Sept. 23, 2000	Wasdin	FLA	L, 1-3(7)

Date	Pitcher	Opp.	Result
May 9, 2001	Hampton	NYM	W, 6-0
May 18, 2001	Astacio	at FLA	L, 1-2
June 3, 2001	Astacio	SF	W, 11-2
July 5, 2001	Astacio	at SD	W, 4-0
July 17, 2001	Astacio	at OAK	L, 2-3
July 23, 2001	Hampton	SF	W, 8-2
Aug. 23, 2001	Jennings	at NYM	W, 10-0
Sept. 30, 2001	Thomson	MIL	W, 10-0
Aug. 30, 2002	Neagle	at SD	L, 0-2
April 18, 2003	Cook	SD	W, 12-1
May 21, 2003	Jennings	at LA	L, 2-3
Aug. 31, 2003	Oliver	at LA	L, 0-3
April 22, 2004	Estes	LA	W, 7-1(6)
Aug. 1, 2004	Cook	ARI	W, 10-2
Oct. 1, 2004	Kennedy	at HOU	L, 2-4
April 22, 2005	Jennings	LA	W, 9-1
Sept. 11, 2005	Cook	ARI	W, 7-2
Sept. 24, 2005	S. Kim	SF	W, 6-0
Oct. 2, 2005	Cook	at NYM	W, 11-3
May 6, 2006	Jennings	vs. HOU	W, 5-0
May 29, 2006	Jennings	at SD	W, 5-0
June 30, 2006	Fogg	at SEA	W, 2-0
July 24, 2006	Francis	vs. STL	W, 7-0
July 25, 2006	Jennings	vs. STL	L, 0-1
May 26, 2007	Cook	at SF	W, 6-1
June 10, 2007	Hirsh	at BAL	W, 6-1
July 25, 2007	Cook	vs. SD	W, 10-2
Aug. 29, 2007	Francis	at SF	W, 8-0
May 25, 2008	Cook	vs. NYM	W, 4-1
July 1, 2008	Cook	vs. SD	W, 4-0
July 22, 2008	Jiménez	vs. LAD	W, 10-1
May 2, 2009	Marquis	at ATL	W, 5-1
May 21, 2009	Cook	at LAD	W, 9-0
June 12, 2009	Jiménez	vs. SEA	W, 6-4
June 30, 2009	Marquis	at LAD	W, 3-0
July 1, 2009	Hammel	at LAD	L, 0-1
*April 17, 2010	Jiménez	at ATL	W, 4-0
April 24, 2010	Cook	vs. FLA	W, 8-1
May 31, 2010	Jiménez	at SF	W, 4-0
June 11, 2010	Jiménez	vs. TOR	W, 5-3
June 26, 2010	Cook	at LAA	L, 4-2
Sept. 1, 2010	Jiménez	at SF	L, 2-1
April 15, 2011	Chacin	vs. CHC	W, 5-0
May 18, 2011	De La Rosa	at PHI	L, 2-1
May 22, 2011	Jiménez	at MIL	L, 3-1
June 1, 2011	Jiménez	at LAD	L, 3-0
Aug. 11, 2011	Chacin	at CIN	L, 2-1
July 13, 2013	Chatwood	at LAD	L, 1-0
Sept. 5, 2014	Matzek	vs. SD	W, 3-0
May 8, 2015	Butler	vs. LAD	W, 2-1 (5.1)
Aug. 16, 2015	Rusin	vs. SD	W, 5-0
Sept. 3, 2015	Rusin	vs. SF	W, 11-3
Sept. 16, 2015	De La Rosa	at LAD	L, 0-2
Sept. 5, 2016	Bettis	vs. SF	W, 6-0
Sept. 17, 2016	Gray	vs. SD	W, 8-0
April 15, 2017	Chatwood	at SF	W, 5-0

**Purple Bold indicates No-Hitter*

Record Book

NINE-INNING INCOMPLETE GAMES (6)

Pitcher	Date	Opp.	IP	H	R	ER	BB	SO	Result
Willie Blair	May 18, 1993	at San Diego	9.0	7	1	1	1	8	Colorado won, 2-1, in 11 innings
Pedro Astacio	June 14, 1998	at Los Angeles	9.0	3	1	1	1	6	Colorado won, 3-2, in 12 innings
Darryl Kile	Sept. 20, 1998	at San Diego	10.0	3	0	0	2	7	Colorado won, 1-0, in 11 innings
Pedro Astacio	Aug. 10, 1999	at Milwaukee	9.0	2	1	0	1	9	Colorado lost, 2-1, in 10 innings
Pedro Astacio	June 3, 2000	at Milwaukee	9.0	5	1	0	3	7	Colorado lost, 2-1, in 12 innings
Aaron Cook	April 8, 2007	at San Diego	9.0	5	1	1	0	4	Colorado lost, 2-1 in 10 innings

(Franchise Bests, continued)

TOP STRIKEOUT PERFORMANCES

Rockies

SO	Pitcher	Date	Opponent
16	Jon Gray	Sept. 17, 2016	San Diego
14	Darryl Kile	Aug. 20, 1998	at Montreal
13	German Márquez	Aug. 30, 2018	at San Diego
13	Ubaldo Jiménez	May 3, 2010	at San Diego
13	Shawn Chacon	June 7, 2001	Houston
12	Jon Gray	June 22, 2018	Miami
12	Jon Gray	June 5, 2016	at San Diego
12	Jhoulys Chacin	June 27, 2010	at Los Angeles-AL
12	Jorge De La Rosa	May 9, 2009	Florida
12	John Thomson	Oct. 7, 2001	at San Diego
12	Pedro Astacio	Aug. 1, 2000	at Chicago-NL
12	Darryl Kile	Aug. 30, 1998	Chicago-NL
12	Pedro Astacio	Sept. 14, 1997	at Atlanta

Opponents

SO	Pitcher	Date	Opponent
17	Randy Johnson	April 21, 2002	at Arizona
15	Clayton Kershaw	June 18, 2014	at Los Angeles-NL
14	Terry Mulholland	June 4, 1993	at Philadelphia
14	Randy Johnson	April 13, 2001	Arizona
14	Randy Johnson	July 25, 2004	at Arizona
14	A.J. Burnett	Aug. 29, 2004	at Florida
14	Jon Lester	July 29, 2015	at Chicago-NL

Strikeouts By Reliever

SO	Pitcher	Date	Opponent
9	Bruce Ruffin	Sept. 14, 1993(1)	Houston
7	Allan Simpson	Aug. 8, 2004	Cincinnati
6	Brooks Pounders	May 19, 2018	at San Francisco
6	Guillermo Moscoso	June 5, 2012	at Arizona
6	Esmil Rogers	Sept. 28, 2010	Los Angeles-NL
6	Aquilino Lopez	July 29, 2005	Philadelphia
6	Marcos Carvajal	July 27, 2005	New York-NL
6	Brian Bohanon	May 12, 2000	San Francisco
6	Rigo Beltran	Aug. 26, 1999	at Pittsburgh
6	Bobby Jones	April 19, 1998(2)	Atlanta
6	John Burke	Sept. 7, 1996	at Houston
6	Bruce Ruffin	July 28, 1993	Atlanta

Strikeouts, Consecutive Starts

SO	Pitcher	Date	Opponent
26	Jon Gray	Sept. 17-23, 2016	SD, at LAD
24	German Márquez	Aug. 30-Sept. 4, 2018	at SD, SF
22	Darryl Kile	Aug. 15-20, 1998	PHI, at MON
22	Jorge De La Rosa	May 9-15, 2009	FLA, at PIT
21	John Thomson	Sept. 30-Oct. 7, 2001	ML, at SD
21	Pedro Astacio	May 8-13, 2000	at HOU, SF
21	Pedro Astacio	May 13-19, 2000	SF, at PHI
21	Pedro Astacio	May 19-24, 2000	at PHI, CHC
21	Pedro Astacio	April 30-May 5, 1999	at PIT, at CHC
21	Pedro Astacio	Sept. 14-19, 1997	at ATL, at LAD

DOUBLEHEADERS (53-53)

(Date Opponent Result)

- ***Aug. 6, 1993** at San Diego 0-2 (L 3-6, L 2-6)
- ***Aug. 21, 1993** vs. New York-NL 2-0 (W 4-3, W 8-6)
- ***Sept. 14, 1993** vs. Houston 2-0 (W 9-4, W 6-5+)
- ***June 28, 1994** at San Diego 1-1 (W 10-9, L 3-11+)
- ***July 4, 1994** at Chicago-NL 1-1 (L 3-4, W 4-2+)
- July 23, 1996** vs. New York-NL 2-0 (W 10-7, W 11-10)
- ***Aug. 17, 1996** at Cincinnati 0-2 (L 3-5, L 5-9)
- June 8, 1997** vs. Florida 1-1 (W 7-2, L 1-9)
- ***July 19, 1997** at Chicago-NL 0-2 (L 0-7, L 5-6)
- Aug. 25, 1997** vs. Cincinnati 0-2 (L 6-7, L 4-6)
- Sept. 6, 1997** vs. St. Louis 1-1 (L 7-10+, W 7-6)
- April 19, 1998** vs. Atlanta 1-1 (L 3-5, W 10-7)
- July 23, 1998** vs. Cincinnati 2-0 (W 6-4, W 6-4)
- ***Aug. 18, 1998** at New York-NL 0-2 (L 2-6, L 3-6)
- July 3, 1999** vs. San Diego 2-0 (W 12-10, W 8-6)
- July 22, 1999** at Los Angeles 2-0 (W 4-1, W 12-11)
- Aug. 13, 1999** vs. Montreal 0-2 (L 13-14+, L 6-8)
- Aug. 15, 1999** vs. Montreal 2-0 (W 8-2, W 12-4)
- Aug. 28, 1999** vs. Philadelphia 2-0 (W 11-6, W 4-0)
- April 16, 2000** vs. St. Louis 1-1 (L 3-9, W 14-13)
- July 4, 2000** at San Fran. 0-2 (L 1-4, L 0-3)
- July 17, 2000** vs. Oakland 1-1 (L 10-11, W 10-9+)
- ***Aug. 15, 2000** at New York-NL 0-2 (L 5-7, L 3-4)
- June 14, 2001** vs. Seattle 1-1 (W 8-2, L 1-5)
- ***May 8, 2003** at Atlanta 0-2 (L 6-12, L 2-5)
- June 7, 2003** vs. Kansas City 0-2 (L 11-13, L 5-9)
- May 1, 2004** vs. Atlanta 1-1 (W 3-2, L 7-11)
- ***May 13, 2004** vs. Pittsburgh 1-1 (W 7-5, L 2-11)
- Aug. 19, 2004** vs. New York-NL 0-2 (L 3-10, L 2-4)
- ***Sept. 23, 2004** vs. Arizona 2-0 (W 7-1, W 2-1+)
- ***Aug. 8, 2005** vs. Florida 2-0 (W 4-3+, W 5-3)
- Sept. 18, 2007** vs. Los Angeles-NL 2-0 (W 3-1, W 9-8)
- ***Aug. 7, 2008** vs. Washington 0-2 (L 3-6, L 3-6)
- July 30, 2009** at New York-NL 1-1 (L 0-7, W 4-2)
- ***Aug. 16, 2009** at Florida 1-1 (L 3-10, W 7-3)
- ***April 24, 2010** vs. Florida 1-1 (L 1-4, W 8-1)
- May 15, 2010** vs. Washington 2-0 (W 6-2, W 4-3)
- ***April 14, 2011** at New York-NL 2-0 (W 6-5, W 9-4)
- May 24, 2011** vs. Arizona 1-1 (W 12-4, L 2-5)
- ***April 25, 2012** vs. Pittsburgh 1-1 (W 2-1, L 1-5)
- May 28, 2012** vs. Houston 2-0 (W 9-7, W 7-6+)
- Sept. 9, 2012** at Philadelphia 0-2 (L 2-3, L 4-7)
- April 16, 2013** vs. New York-NL 2-0 (W 8-4, W, 9-8+)
- April 23, 2013** vs. Atlanta 0-2 (L 3-4, L 2-10)
- Aug. 17, 2014** vs. Cincinnati 2-0 (W 10-9, W 10-5)
- ***May 6, 2015** vs. Arizona 0-2 (L 7-13, L 1-5)
- May 23, 2015** vs. San Francisco 1-1 (L 8-10, W 5-3)
- June 2, 2015** vs. Los Angeles-NL 1-1 (W 6-3, L 8-9)
- Sept. 1, 2015** vs. Arizona 0-2 (L 4-6, L 3-5)
- Aug. 31, 2016** vs. Los Angeles-NL 1-1 (W 7-0, L 8-10)
- ***May 9, 2017** vs. Chicago-NL 1-1 (W 10-4, L 1-8)
- May 18, 2017** at Minnesota 1-1 (W 5-1, L 0-2)
- July 30, 2017** at Washington 1-1 (W 10-6, L 1-3)

* – Traditional doubleheader. All others are split doubleheaders
 + – extra innings

Franchise Superlatives

LONGEST WINNING & LOSING STREAKS

Longest Winning Streaks

Games	Dates
11	June 4-14, 2009
11	Sept. 16-27, 2007
10	Sept. 3-12, 2010
9	Aug. 26-Sept. 5, 1997
8	Sept. 21-28, 2018
8	April 12-20, 2013
8	Sept. 4-11, 2009
8	Sept. 8-15, 1996
8	July 7-17, 1996
7	July 11-21, 2018
7	June 3-10, 2017
7	April 9-15, 2011
7	May 22-29, 2007
7	Sept. 6-12, 1998
7	April 3-12, 1997
7	May 14-22, 1996

Longest Losing Streaks

Games	Dates
13	July 25-Aug. 6, 1993(2)
11	April 28-May 13, 2015
11	July 4-17, 2000
10	April 24-May 7, 2005
9	Sept. 15-23, 2012
9	Sept. 15-23, 2011
9	Aug. 24-Sept. 1, 2002
9	June 24-July 2, 1999

LONGEST & SHORTEST GAMES

Longest Game, Nine Innings

Time	Date	Opponent	Score
4:30*	June 25, 2016	Arizona	L, 9-10
4:20	June 30, 1996	Los Angeles	W, 16-15
4:19	April 16, 2000 (2)	St. Louis	W, 14-13
4:19	June 15, 2017	at Los Angeles-NL	L, 6-12
4:12	June 28, 2000	San Francisco	W, 17-13
4:08	Sept. 29, 2001	Milwaukee	W, 14-12
4:03	June 19, 2002	New York-AL	L, 10-20

*National League record

Longest Game, Extra-innings

Time	Inn	Date	Opponent	Score
6:27	16	July 29, 2014	at Chicago-NL	L, 3-4
6:16	22	April 17, 2008	at San Diego	W, 2-1
5:24	15	July 4, 2010	San Francisco	W, 4-3
5:23	16	Sept. 15, 2015	at Los Angeles-NL	W, 5-4
5:21	18	Aug. 15, 2006	Arizona	L, 1-2
5:11	14	April 8, 2011	at Pittsburgh	L, 3-4
5:09	15	Sept. 19, 2013	St. Louis	W, 7-6

Most Innings, Game

Inn	Date	Opponent	Score
22	April 17, 2008	at San Diego	W, 2-1
18	Aug. 15, 2006	Arizona	L, 1-2
16	Sept. 15, 2015	at Los Angeles-NL	W, 5-4
	July 29, 2014	at Chicago-NL	L, 3-4
	Sept. 16, 2006	at Arizona	L, 6-7
15	Sept. 19, 2013	St. Louis	W, 7-6
	July 4, 2010	San Francisco	W, 4-3
	July 4, 1994 (2)	at Chicago-NL	W, 4-2

Shortest Games, Overall

Time	Date	Opponent	Score
1:41 (6)	May 8, 2015	Los Angeles-NL	L, 1-2
1:41 (7)	May 23, 1998	at Cincinnati	L, 1-4
1:51 (7)	Sept. 23, 2000	Florida	L, 1-3
1:52	June 30, 2006	at Seattle	W, 2-0
1:53 (6)	April 22, 2004	Los Angeles	W, 7-1
1:55 (6)	June 11, 2010	Toronto	W, 5-3
1:55	June 25, 2002	at Los Angeles-NL	L, 0-4
1:55	June 24, 1995	at San Diego	L, 0-2
1:56	May 20, 2004	at Cincinnati	L, 1-3
1:56	Aug. 11, 1995	at Atlanta	L, 3-5
1:58 (7)	Aug. 1, 2001	Philadelphia	L, 1-8
1:58	July 1, 2008	San Diego	W, 4-0
1:59	June 27, 1993	at San Francisco	L, 0-5
1:59	Sept. 25, 1993	Cincinnati	W, 6-0
1:59 (6)	Aug. 10, 1994	Atlanta	W, 1-0

Shortest Games, Coors Field

Time	Date	Opponent	Score
1:41 (6)	May 8, 2015	Los Angeles-NL	L, 1-2
1:51 (7)	Sept. 23, 2000	Florida	L, 1-3
1:53 (6)	April 22, 2004	Los Angeles-NL	W, 7-1
1:55 (6)	June 11, 2010	Toronto	W, 5-3
1:58	July 1, 2008	San Diego	W, 4-0
1:58 (7)	Aug. 1, 2001	Philadelphia	L, 1-8
2:02 (6)	Sept. 19, 1999	Los Angeles	L, 2-5
2:04 (6)	June 8, 2014	Los Angeles	L, 6-1
2:05	April 7, 2008	Atlanta	W, 2-1
2:06 (7)	Aug. 26, 1996	Cincinnati	W, 9-5
2:06	July 31, 2006	Milwaukee	W, 4-2

(7)—Rain-shortened, seven innings (6)—Rain-shortened, six innings

HOMESTANDS & ROAD TRIPS

Best Homestands

(min. two opponents)

Dates	Opponents	W	L	Pct.
July 11-17, 1996	SD, SF	7	0	1.000
April 26-May 2, 2002	PHI, PIT	6	0	1.000
Sept. 1-10, 2009	NYM, ARI, CIN	9	1	.900
June 12-21, 2009	SEA, TB, PIT	8	1	.889
July 3-9, 1995	HOU, MON	6	1	.857
Sept. 4-10, 1998	SD, FLA	6	1	.857
May 23-29, 2003	SF, LA	6	1	.857
July 17-23, 2008	PIT, LA	6	1	.857
Sept. 15-21, 2014	LAD, ARI	6	1	.857
June 2-7, 1995	PIT, STL	5	1	.833
April 4-10, 2003	ARI, STL	5	1	.833
June 15-21, 2007	TB, NYY	5	1	.833
July 2-8, 2007	NYM, PHI	5	1	.833
May 1-6, 2014	NYM, TEX	5	1	.833
June 9-15, 2016	PIT, SD, NYY	5	1	.833
July 17-23, 2017	SD, PIT	5	1	.833
July 10-15, 2018	ARI, SEA	5	1	.833
May 3-7, 2006	CIN, HOU	4	1	.800
July 24-29, 2018	HOU, OAK	4	1	.800
July 1-11, 2010	SF, STL, SD	8	2	.800
Sept. 6-15, 2010	CIN, ARI, SD	8	2	.800

Best Road Trips

(min. two opponents)

Dates	Opponents	W	L	Pct.
Sept. 21-27, 2007	SD, LA	6	0	1.000
April 7-14, 2011	PIT, NYM	7	1	.875
Aug. 25-30, 2000	PIT, PHI	5	1	.833
April 7-13, 2006	SD, ARI	5	1	.833
Aug. 14-19, 2018	HOU, ATL	5	1	.833
May 21-27, 2007	ARI, SF	5	1	.833
Aug. 15-21, 2008	WAS, LA	5	1	.833
April 19-23, 1996	NYM, CHC	4	1	.800
July 21-25, 2004	LA, ARI	4	1	.800

Worst Homestands

(min. two opponents)

Dates	Opponents	W	L	Pct.
Sept. 15-21, 2011	SF, SD	0	7	.000
June 8-14, 2012	LAA, OAK	0	6	.000
May 6-13, 1993	ATL, SF	1	7	.125
July 23-29, 1999	STL, HOU	1	6	.143
Sept. 14-20, 2012	SD, SF	1	6	.143
May 28-June 2, 1993	PHI, PIT	1	5	.167
June 20-25, 2014	MIL, STL	1	5	.167
April 22-27, 2016	LAD, PIT	1	5	.167

Worst Road Trips

(min. two opponents)

Dates	Opponents	W	L	Pct.
June 25-July 1, 1999	SD, SF	0	7	.000
June 8-13, 2004	NYM, TB	0	6	.000
April 8-13, 2005	SF, ARI	0	6	.000
Aug. 18-24, 2006	NYM, MIL	0	6	.000
June 23-29, 2008	KC, DET	0	6	.000
Sept. 8-14, 2014	NYM, STL	0	6	.000
July 2-6, 1997	TEX, SF	0	5	.000
Aug. 29-Sept. 3, 2003	LA, SF	0	5	.000
June 22-July 1, 2007	TOR, CHC, HOU	1	9	.100
July 29-August 8, 2013	ATL, PIT, NYM	1	9	.100
April 29-May 8, 2005	LA, SD, FLA	1	8	.111
June 14-22, 2005	CLE, BAL, HOU	1	8	.111
June 23-July 2, 2017	LAD, SF, ARI	1	8	.111
May 6-14, 1996	ATL, FLA, CIN	1	7	.125
July 12-19, 2001	TEX, OAK, SF	1	7	.125

GAME 163, 2007

On Oct. 1, 2007, the Rockies vs. San Diego Padres matchup at Coors Field marked the seventh one-game playoff in Major League history. In the tiebreaker, Colorado took its lead of the game into the sixth inning, battling back from a 5-3 heading into the third inning. With the Rockies leading 6-5 with two outs in the eighth inning, **Matt Holliday's** miscue in left allowed the Padres to score the tying run, pushing the game into extra innings. It stayed knotted at six until San Diego broke the tie with a **Scott Hairston** two-run home run off **Jorge Julio** in the 13th inning. With an 8-6 lead, the Padres called on **Trevor Hoffman** to try and seal a victory for San Diego. With their backs against the wall and the Rockies' season on the line, **Kazuo Matsui** led off the bottom half of the frame with a double and then scored on **Troy Tulowitzki's** two-bagger to bring the Rockies within a run. **Holliday** followed with a triple, scoring **Tulowitzki** to tie the game at eight. The Padres chose to intentionally walk **Todd Helton** in order to face **Jamey Carroll** with **Holliday** and the winning run on third. **Carroll** hit the pitch he saw from **Hoffman** to right where **Brian Giles** caught the ball and threw home to try and cut down **Holliday**. **Holliday** tagged from third and, diving head into home plate, narrowly beat **Giles'** throw to win the game, 9-8 in 13 innings, taking them to the postseason.

Home Run History

30-HOME RUN SEASONS (40)

No.	Player	Year	No.	Player	Year	No.	Player	Year
49	Todd Helton	2001	38	Larry Walker	2001	33	Todd Helton	2003
49	Larry Walker	1997	37	Trevor Story	2018	33	Vinny Castilla	1999
47	Andres Galarraga	1996	37	Nolan Arenado	2017	32	Troy Tulowitzki	2009
46	Vinny Castilla	1998	37	Charlie Blackmon	2017	32	Todd Helton	2004
42	Nolan Arenado	2015	37	Jeromy Burnitz	2004	32	Ellis Burks	1997
42	Todd Helton	2000	37	Larry Walker	1999	32	Vinny Castilla	1995
41	Nolan Arenado	2016	36	Matt Holliday	2007	31	Dante Bichette	1996
41	Andres Galarraga	1997	36	Preston Wilson	2003	31	Andres Galarraga	1995
40	Carlos González	2015	36	Larry Walker	1995	31	Andres Galarraga	1994
40	Vinny Castilla	1997	35	Vinny Castilla	2004	30	Mark Reynolds	2017
40	Dante Bichette	1995	35	Todd Helton	1999	30	Troy Tulowitzki	2011
40	Ellis Burks	1996	34	Carlos González	2010	30	Todd Helton	2002
40	Vinny Castilla	1996	34	Matt Holliday	2006			
38	Nolan Arenado	2018	34	Dante Bichette	1999			

GAMES WITH THREE HOME RUNS

Rockies (17)

Date	Player	Opponent
Sept. 5, 2018	Trevor Story	San Francisco
July 19, 2017	Nolan Arenado	San Diego
Aug. 12, 2016	Charlie Blackmon	at Philadelphia
June 5, 2013	Carlos González	at Cincinnati
May 30, 2012	Carlos González	Houston
May 19, 2011	Jason Giambi	at Philadelphia
June 25, 2004 (10)	Larry Walker	at Cleveland
May 29, 2003	Todd Helton	Los Angeles
Aug. 17, 2001	Jose Ortiz	Florida
April 15, 2001	Todd Hollandsworth	Arizona
June 28, 2000	Jeff Cirillo	San Francisco
May 1, 2000	Todd Helton	Montreal
June 5, 1999	Vinny Castilla	Milwaukee
April 28, 1999	Larry Walker	at St. Louis
Sept. 22, 1998	Mike Lansing	Arizona
April 5, 1997	Larry Walker	at Montreal
June 25, 1995	Andres Galarraga	at San Diego

Opponents (16)

Date	Player	Opponent
April 3, 2018	Christian Villanueva	at San Diego
April 26, 2016	Andrew McCutchen	Pittsburgh
Aug. 21, 2015	Yoenis Cespedes	New York-NL
May 12, 2011	Carlos Beltran	New York-NL
June 24, 2010	Dustin Pedoria	Boston
Sept. 6, 2009	Chris Young	Arizona
Sept. 16, 2003	Richard Hidalgo	Houston
July 7, 2003	Shea Hillenbrand	at Arizona
Aug. 27, 2002	Barry Bonds	San Fran.
Aug. 10, 2002	Sammy Sosa	Chicago-NL
Oct. 6, 2001	Phil Nevin	at San Diego
Sept. 9, 2001	Barry Bonds	San Francisco
Aug. 9, 2001	Sammy Sosa	at Chicago-NL
May 19, 1999	Jeffrey Hammonds	Cincinnati
June 29, 1996	Mike Piazza	Los Angeles
Aug. 15, 1995	Reggie Sanders	at Cincinnati

INNINGS WITH THREE OR MORE HOME RUNS (31)

No.	Date, Opp.	Inn.	Batters	No.	Date, Opp.	Inn.	Batters
4	6/6/99 vs. MIL	7	Blanco, Perez, Bichette, Echevarria	3	7/31/99 at STL	3	Helton, Bichette, Castilla
3	9/26/18 vs. PHI	5	Dahl, Story, Desmond	3	4/25/99 at SF	7	Lansing, Echevarria, Hamilton
3	6/19/18 vs. NYM	3	Arenado, Story, Desmond	3	6/7/97 vs. FLA	1	Walker, Galarraga, Bichette
3	7/23/17 vs. PIT	6	Story, Valaika, Reynolds	3	5/29/97 at FLA	6	Walker, Galarraga, Bichette
3	7/19/17 vs. SD	4	Arenado, Story, Blackmon	3	4/5/97 at MON	7	Burks, Walker, Castilla
3	6/20/16 at MIA	2	Story, Reynolds, Hundley	3	9/2/96 at PIT	3	Castilla, Ritz, Weiss
3	4/5/16 at ARI	4	Story, Hundley, LeMahieu	3	7/23/96 (2) vs. NYM	1	Bichette, Galarraga, Castilla
3	9/25/15 vs. LAD	4	Blackmon, González, Dickerson	3	6/14/96 vs. PHI	1	Burks, Vander Wal, Castilla
3	7/26/15 vs. CIN	3	Arenado, Paulsen, González	3	5/4/96 vs. FLA	1	E. Young, Burks, Galarraga
3	5/27/10 vs. ARI	7	Smith, González, Spilborghs	3	8/1/95 vs. LA	4	Kingery, Bichette, Galarraga
3	4/27/04 vs. FLA	4	Burnitz, Johnson, Holliday	3	7/23/95 vs. NYM	1	Bichette, Castilla, Burks
3	9/28/03 at SD	7	Johnson, Norton, Payton	3	7/7/95 vs. MON	2	Walker, Galarraga, Castilla
3	6/22/02 vs. TB	5	Butler, Walker, Helton	3	5/6/95 vs. LAD	7	Bichette, Mejia, Kingery
3	6/8/01 vs. STL	8	Helton, Gant, Norton	3	6/10/94 at CIN	8	Bichette, Vander Wal, Castilla
3	5/10/01 vs. NYM	6	Perez, Gant, Helton	3	5/3/94 vs. STL	8	Bichette, Burks, Mejia
3	9/1/99 vs. PIT	6	Helton, Barry, Perez				

TOP TEAM HOME RUN GAMES

Rockies

No.	Date, Opp.
7	May 31, 2016 vs. Cincinnati
7	April 5, 1997 at Montreal
6	June 5, 2013 at Cincinnati
6	July 4, 2008 vs. Miami
6	Sept. 17, 1999 vs. Los Angeles-NL
6	Aug. 14, 1999 vs. Montreal
6	June 9, 1999 vs. Seattle

Opponents

No.	Date, Opp.	No.	Date, Opp.
7	July 2, 2002 vs. San Francisco	6	June 12, 2001 vs. Seattle
6	April 23, 2014 vs. San Francisco	6	June 14, 2000 vs. Houston
6	April 8, 2014 vs. Chicago-AL	6	May 19, 1999 vs. Cincinnati
6	Sept. 18, 2011 vs. San Francisco	6	Sept. 26, 1997 vs. Los Angeles-NL
6	Aug. 22, 2007 vs. Pittsburgh	6	June 30, 1996 vs. Los Angeles-NL
6	Oct. 2, 2004 at Houston	6	June 29, 1996 vs. Los Angeles
6	Aug. 11, 2004 at Philadelphia	6	May 30, 1993 vs. Philadelphia
6	Sept. 16, 2003 vs. Houston		
6	Aug. 21, 2002 vs. Montreal		
6	Aug. 10, 2002 vs. Chicago-NL		

(Home Run History, continued)

PINCH-HIT HOME RUNS (158)

Player	Date	Inn	On	Opp.	Pitcher
Jim Tatum	5/4/93	8	3	at CHC	Dan Plesac
Daryl Boston	9/1/93	8	0	MON	Dennis Martinez
Jay Gainer	9/20/93	4	3	SD	Doug Brocail
Jay Gainer	9/28/93	9	0	at SF	Rod Beck
Howard Johnson	5/9/94	7	0	at SF	Rich Monteleone
John Vander Wal	5/25/94	5	1	CIN	Jose Rijo
Howard Johnson	6/25/94	7	1	SF	Salomon Torres
Howard Johnson	6/28/94(1)	4	3	SD	Mike Campbell
Dante Bichette	7/2/94	7	2	at STL	Rich Rodriguez
Howard Johnson	7/5/94	7	2	at CHC	Chuck Crim
John Vander Wal	5/6/95	6	2	LAD	Todd Williams
Mike Kingery	5/6/95	7	0	LAD	Antonio Osuna
John Vander Wal	5/21/95	9	0	at CIN	Pete Smith
Ellis Burks^	6/2/95	9	2	PIT	Dan Miceli
John Vander Wal	7/9/95	7	0	MON	Greg Harris
Dante Bichette	7/26/95	8	1	at HOU	Dave Veres
Joe Girardi	8/6/95	9	0	SD	Trevor Hoffman
Larry Walker	8/24/95	7	2	PIT	Jason Christiansen
John Vander Wal	9/21/95	7	0	at SF	Sergio Valdez
Mike Kingery	9/29/95	7	0	SF	Mark Leiter
Harvey Pulliam	9/30/95	8	0	SF	Pat Gomez
John Vander Wal^	5/18/96	9	2	STL	Dennis Eckersley
John Vander Wal	6/30/96	8	1	LAD	Al Osuna
John Vander Wal	9/16/96	9	1	LAD	Todd Worrell
Harvey Pulliam	6/29/97	8	0	SF	R. Rodriguez
Todd Helton	8/25/97(2)	9	0	CIN	Jeff Shaw
Harvey Pulliam	9/10/97	7	0	HOU	Mike Magnante
John Vander Wal	9/14/97	9	2	at ATL	John Smoltz
John Vander Wal	4/20/98	7	2	ATL	Greg Maddux
Larry Walker	5/6/98	6	3	at PHI	Jerry Spradlin
John Vander Wal	6/25/98	6	2	HOU	Scott Elarton
Jeff Reed	7/27/98	9	0	OAK	Bill Taylor
John Vander Wal	7/5/98	9	0	at SD	Andy Ashby
Terry Shumpert	8/4/98	5	0	at PIT	Chris Peters
Jeff Reed	8/16/98	8	3	PHI	Ricky Botalico
Kurt Abbott	9/9/98	8	1	FLA	Justin Speier
Kurt Abbott	9/14/98	9	0	LAD	Carlos Perez
Angel Echevarria	4/25/99	7	0	at SF	Alan Embree
Angel Echevarria	5/1/99	6	0	at PIT	Todd Ritchie
Angel Echevarria	5/4/99	7	2	at CHC	Felix Heredia
Jeff Barry	7/2/99	8	0	SD	Sterling Hitchcock
Kurt Abbott	9/12/99	6	2	MIL	Hector Ramirez
Larry Walker	7/17/99	9	1	at CIN	Scott Williamson
J.R. Phillips	9/11/99	8	0	MIL	Rocky Coppinger
J.R. Phillips	9/26/99	8	1	at FLA	Braden Looper
Angel Echevarria	10/1/99	9	1	SF	Russ Ortiz
Jeff Manto	4/9/00	8	2	at FLA	Braden Looper
Bubba Carpenter	5/16/00	11	0	at NY	Truk Wendell
Darren Bragg	6/26/00	7	2	SF	John Johnstone
Terry Shumpert	8/6/00	7	2	PHI	Bruce Chen
T. Hollandsworth	8/18/00	8	0	FLA	Dan Miceli
Brooks Kieschnick	6/7/01	8	0	HOU	Shane Reynolds
Greg Norton	6/8/01	8	1	STL	Alan Benes
Terry Shumpert	6/27/01	8	0	SD	Tom Davey
Greg Norton	7/7/01	7	0	ANA	Shigetoshi Hasegawa
Greg Norton	8/5/01	8	0	PIT	Omar Olivares
Greg Norton	5/13/02	6	3	FLA	Gary Knotts
Terry Shumpert	5/15/02	7	0	FLA	A.J. Burnett
Greg Norton	5/24/02	8	1	SF	Francisco Rodriguez
Ross Gload	9/18/02	7	0	STL	Gabe Molina
Ben Petrick	9/19/02	7	1	STL	Jeff Fassero
Greg Norton	6/20/03	9	1	DET	Franklyn German
Chris Stynes	6/30/03	12	2	ARI	Jose Valverde
Greg Norton	7/4/03	8	0	at MIL	Leo Estrella
Greg Norton	8/12/03	11	2	at MON	Rocky Biddle
Greg Norton	9/28/03	7	0	at SD	Jay Witasick
Luis González	4/21/04	6	0	LAD	Hideo Nomo
C. Johnson	5/17/04	7	1	PHI	Rheal Cormier
Mark Sweeney	7/9/04	9	1	at SD	Trevor Hoffman
Mark Sweeney	8/4/04	7	1	CHC	Kyle Farnsworth
Todd Greene	8/6/04	8	0	CIN	Phil Norton
Mark Sweeney	8/7/04	8	0	CIN	Josh Hancock
Mark Sweeney	8/22/04	7	0	MON	Luis Ayala
Luis González	8/31/04	7	1	at SF	Scott Eyre
Mark Sweeney	9/7/04	7	3	SF	Jason Schmidt
Garrett Atkins	9/11/04	7	1	SD	Steve Watkins
Brad Hawpe	9/13/04	6	0	at ARI	Lance Cormier
Cory Sullivan	5/20/05	8	0	at PIT	Rick White
JD Closser	6/8/05	9	0	CWS	Shingo Takatsu
Dustan Mohr*	7/10/05	4	0	SD	Dennys Reyes
Jorge Piedra	8/21/05	8	2	CHC	Scott Williamson

Player	Date	Inn	On	Opp.	Pitcher
Luis González	5/12/06	9	0	at HOU	Trevor Miller
Jorge Piedra	6/10/06	8	0	LA	Danys Baez
JD Closser	6/17/06	9	0	at STL	Jason Istringhausen
Jason Smith	8/11/06	8	1	CHC	Scott Eyre
Jeff Salazar	9/18/06	8	0	SF	Billy Sadler
Brad Hawpe	9/24/06	8	1	ATL	Tyler Yates
Jeff Baker	4/2/07	6	0	ARI	Brandon Medders
Steve Finley	4/17/07	8	0	SF	Vinnie Chulk
Ryan Spilborghs	6/28/07	8	1	at HOU	Chad Qualls
Jamey Carroll	8/11/07	6	3	CHC	Rich Hill
Chris Iannetta	6/3/08	9	0	at LA	Cory Wade
Seth Smith*	7/18/08	7	0	PIT	Tyler Yates
Ian Stewart	8/5/08	7	1	WAS	John Lannan
Seth Smith	8/17/08	8	2	at WAS	Jesus Colome
Ian Stewart	4/8/09	7	0	at ARI	Billy Buckner
Clint Barnes	4/24/09	8	1	LAD	Hong-Chih Kuo
Seth Smith	8/21/09	8	0	SF	Jeremy Afford
Jason Giambi	9/19/09	9	2	at ARI	Scott Schoeneweis
Chris Iannetta^	9/29/09	11	1	MIL	David Weathers
Seth Smith	4/16/10	5	2	at ATL	Derek Lowe
Seth Smith	5/27/10	7	1	ARI	Dan Haren
Jason Giambi^	6/23/10	9	1	BOS	Jon Papelbon
Brad Hawpe	7/29/10	7	0	PIT	Steven Jackson
Jason Giambi^	9/12/10	9	1	ARI	Sam Demson
Melvin Mora	9/26/10	8	2	SF	Matt Cain
Ryan Spilborghs	4/20/11	7	2	SF	Guillermo Mota
Charlie Blackmon	7/11/11	8	0	KC	Joakim Soria
Jason Giambi	8/16/11	9	1	FLA	Juan Oviedo
Chris Nelson	9/23/11	7	0	at HOU	Lance Pendleton
Todd Helton	4/29/12	8	3	NYM	Tim Lincecum
Tyler Colvin	5/11/12	7	1	LAD	Josh Lindblom
Jason Giambi^	5/21/12	9	2	LAD	Scott Elbert
Dexter Fowler	5/20/12	9	0	SEA	Brandon League
Dexter Fowler	5/27/12	8	0	at CIN	Mat Latos
Chris Nelson	6/11/12	8	0	LAD	Josh Lindblom
Eric Young Jr.	7/8/12	8	0	at WAS	Sean Burnett
Wilin Rosario	8/12/12	8	1	STL	Brian Fuentes
Josh Rutledge	8/25/12	5	1	at CHC	Brooks Raley
Tyler Colvin	9/11/12	9	1	SF	Sergio Romo
Todd Helton	4/14/13	7	1	at SD	Dale Thayer
Reid Brignac	5/15/13	6	0	at CHC	Jeff Samardzija
Todd Helton	5/31/13	9	1	LAD	Brandon League
Charlie Blackmon	8/6/13	6	0	at NYM	Jenry Mejia
Josh Rutledge	9/3/13	8	0	LAD	Paco Rodriguez
Charlie Culberson	9/13/13	5	1	at ARI	Randall Delgado
Charlie Culberson^	5/3/14	9	1	NYM	Kyle Farnsworth
Brandon Barnes*	6/5/14	8	0	ARI	Brad Ziegler
Drew Stubbs	6/24/14	8	0	STL	Jason Motte
Brandon Barnes	7/11/14	7	0	MIN	Matt Guerrier
Ben Paulsen	9/11/14	7	1	SF	Jean Machi
Wilin Rosario	4/8/14	10	0	at MIL	Francisco Rodriguez
Drew Stubbs	5/6/2015 (1)	8	1	ARI	Josh Collmenter
Troy Tulowitzki	6/25/15	8	0	ARI	Daniel Hudson
Daniel Descalso	7/27/15	9	0	at CHC	Jason Motte
Ryan Raburn	4/10/16	7	0	SD	James Shields
Ryan Raburn	5/15/16	7	1	NYM	Jim Henderson
Daniel Descalso	6/7/16	7	0	at LAD	Joe Blanton
Ryan Raburn	7/15/16	9	3	at ATL	Dario Alvarez
Mark Reynolds	7/21/16	7	0	ATL	Hunter Cervenka
Stephen Cardullo	8/31/16 (1)	7	0	LAD	Casey Fien
Daniel Descalso	9/2/16	8	0	ARI	Silvio Bracho
Tom Murphy	9/4/16	7	0	ARI	Patrick Corbin
Ryan Raburn	9/19/16	9	0	STL	Kevin Siegrist
Alexi Amarista	4/29/17	7	0	at ARI	Zack Greinke
Trevor Story	6/16/17	6	0	SF	Jeff Samardzija
Pat Valaika	6/18/17	7	0	SF	Ty Blach
Pat Valaika	7/23/17	6	0	PIT	Wade LeBlanc
Pat Valaika	7/24/17	8	1	at LAD	Zach Duke
Pat Valaika	9/16/17	7	3	SD	Cory Mazzoni
David Dahl	5/29/18	7	1	SF	Cory Gearrin
Ryan McMahon	6/20/18	5	2	NYM	Robert Gsellman
Raimel Tapia	7/20/18	7	3	at ARI	Archie Bradley
Tom Murphy	7/21/18	8	0	at ARI	Yoshinisa Hirano
Matt Holliday	8/25/18	7	0	vs. STL	John Gant
Ryan McMahon	9/4/18	7	0	vs. SF	Reyes Moronta
Drew Butera	9/26/18	8	1	vs. PHI	Austin Davis
Gerardo Parra	9/27/18	7	0	vs. PHI	Tommy Hunter

Bold: Grand slams (12)

^Inside-the-Park (3)

*Game-ending (7)

(Home Run History, continued)

HOME RUNS BY PITCHERS (47)

Player	Date	Opp.	Pitcher	Player	Date	Opp.	Pitcher
Armando Reynoso	5/10/93	SF	Trevor Wilson	Jason Jennings	8/23/01	at NYM	Donnie Wall
Armando Reynoso	8/28/93	at NYM	Bobby Jones	Denny Neagle (GS)	9/29/01	MIL	Jimmy Haynes
Marvin Freeman	6/18/94	at LAD	Ramon Martinez	Mike Hampton	5/11/02	at NYM	Al Leiter
Bill Swift	5/7/95	LAD	Hideo Nomo	Denny Stark	5/18/02	ATL	Kevin Millwood
Marvin Freeman	5/23/95	CHC	Kevin Foster	Mike Hampton	6/24/02	at LAD	Kazuhisa Ishii
Roger Bailey	7/20/96	at SD	Andy Ashby	Mike Hampton	8/29/02	SF	Livan Hernandez
Kevin Ritz	9/2/96	at PIT	Esteban Loaiza	Shawn Chacon	4/15/03	at ARI	John Patterson
Darren Holmes	4/13/97	MON	Carlos Perez	Darren Oliver	7/10/03	SF	Brian Powell
Mark Thompson	4/15/97	at CHC	Kent Bottenfield	Jason Jennings	5/8/04	at CHC	Greg Maddux
Jamey Wright	8/5/98	at PIT	Francisco Cordova	Jason Hammel	5/20/11	at MIL	Zack Greinke
Curtis Leskanic	6/9/99	SEA	Rafael Carmona	Kevin Millwood	9/7/11	ARI	Joe Saunders
Brian Bohanon	9/10/99	MIL	Bill Pulispher	Kevin Millwood	9/25/11	at HOU	Lance Pendleton
Masato Yoshii	5/26/00	PIT	Francisco Cordova	Drew Pomeranz	5/7/12	at SD	Edinson Volquez
Gabe White	6/10/00	TEX	Matt Perisho	Alex White	9/10/12	SF	Ryan Vogelsong
Brian Bohanon	8/11/00	at MON	Dustin Hermanson	Alex White	9/16/12	at SD	Andrew Werner
Brian Bohanon	9/19/00	SD	Matt Clement	Jhoulis Chacin	9/20/13	ARI	Randall Delgado
Mike Hampton	4/7/01	SD	Woody Williams	Jordan Lyles	4/30/14	at ARI	Josh Collmenter
Mike Hampton	5/20/01	at FLA	Ryan Dempster	Chris Rusin	7/30/15	at STL	Carlos Martinez
Mike Hampton	6/5/01	HOU	Wade Miller	Kyle Kendrick	9/7/15	at SD	Ian Kennedy
Mike Hampton	6/5/01	HOU	Wade Miller	Tyler Anderson	7/9/16	PHI	Jerad Eickhoff
Mike Hampton	6/10/01	STL	Dustin Hermanson	Kyle Freeland	5/21/17	at CIN	Bronson Arroyo
Mike Hampton	7/1/01	at ARI	Miguel Batista	Jon Gray	7/5/17	CIN	Scott Feldman
Mike Hampton	8/9/01	at CHC	Felix Heredia	German Márquez	7/11/18	ARI	Daniel Descalso
Denny Neagle	8/12/01	at CIN	Lance Davis				

GRAND SLAMS (105)

Player	Date	Inn	Opp.	Pitcher	Player	Date	Inn	Opp.	Pitcher
Jim Tatum (PH)	5/4/93	8	at CHC	Dan Plesac	Ryan Spilborghs	7/3/07	4	NYM	Joe Smith
Charlie Hayes	7/26/93	8	ATL	Jay Howell	Garrett Atkins	8/4/07	8	at ATL	Octavio Dotel
Jay Gainer (PH)	9/20/93	4	SD	Doug Brocail	Jamey Carroll	8/11/07	6	CHC	Rich Hill
Andres Galarraga	4/16/94	7	MON	Mel Rojas	Ian Stewart	8/21/07	3	PIT	Tony Armas
Andres Galarraga	5/30/94	6	at NYM	Mike Maddux	Troy Tulowitzki	9/29/07	5	ARI	Dustin Nippert
Dante Bichette	6/27/94	8	SD	Pablo Martinez	Brad Hawpe	6/7/08	1	MIL	Dave Bush
Howard Johnson (PH)	6/28/94(1)	4	SD	Mike Campbell	Matt Holliday	7/4/08	7	FLA	Logan Kensing
Dante Bichette	7/17/94	3	STL	Rick Sutcliffe	Troy Tulowitzki	9/15/08	4	SD	Wade LeBlanc
Dante Bichette	5/9/95	1	SF	Trevor Wilson	Chris Iannetta	9/16/08	6	SD	Charlie Haeger
Andres Galarraga	7/2/95	3	at LAD	Ramon Martinez	Chris Iannetta	5/4/09	7	at SD	Cla Meredith
Andres Galarraga	9/8/95	7	CIN	Chuck McLeroy	Ian Stewart	5/12/09	5	HOU	Tim Lincecum
Vinny Castilla	4/6/96	1	at MON	Kirk Rueter	Chris Iannetta	5/13/09	9	HOU	Geoff Geary
Vinny Castilla	7/12/96	7	SD	Willie Blair	Todd Helton	5/21/09	4	at ATL	James Parr
Andres Galarraga	4/30/97	6	CHC	Ramon Tatis	Ryan Spilborghs	8/24/09	14	SF	Merkin Valdez
Andres Galarraga	5/31/97	4	at FLA	Kevin Brown	Ian Stewart	9/9/10	7	SD	Luke Gregerson
Dante Bichette	9/10/97	7	HOU	John Hudek	Melvin Mora	8/11/10	8	at NYM	Manny Acosta
Ellis Burks	5/2/98	9	at NYM	Greg McMichael	Melvin Mora	9/18/10	8	at LAD	Jeff Weaver
Larry Walker (PH)	5/6/98	6	at PHI	Jerry Spradlin	Carlos González	9/23/10	7	at ARI	Blaine Boyer
Larry Walker	5/29/98	8	HOU	Doug Henry	Eliezer Alfonzo	6/30/11	6	at SD	Luke Gregerson
Dante Bichette	8/10/98	7	MON	Anthony Telford	Ramon Hernandez	4/27/12	7	vs. NYM	Bobby Parnell
Jeff Reed (PH)	8/16/98	8	PHI	Ricky Bottalico	Todd Helton	4/29/12	8	vs. NYM	Tim Lincecum
Neifi Perez	7/2/99(2)	2	SD	Heath Murray	Michael Cuddyer	5/5/12	1	ATL	Mike Minor
Dante Bichette	9/17/99	5	LAD	Robinson Checo	Michael Cuddyer	5/30/12	1	HOU	Lucas Harrell
Tom Goodwin	4/30/00	1	NYM	Dennis Cook	Todd Helton	6/12/12	1	OAK	Tommy Milone
Jeffrey Hammonds	5/2/00	1	MON	Jeremy Powell	Carlos González	7/20/12	3	at SD	Jason Marquis
Tom Goodwin	7/17/00(2)	7	OAK	Mike Magnante	Dexter Fowler	9/11/12	8	SD	Miles Mikolas
Larry Walker	8/11/00	6	at MON	Scott Forster	Josh Rutledge	9/16/12	5	at SD	Nick Vincent
Todd Hollandsworth	9/13/00	1	at SD	Adam Eaton	Nolan Arenado	5/4/13	7	TB	David Price
Todd Helton	5/28/01	3	at LAD	Eric Gagne	Jordan Pacheco	5/17/13	5	SF	Madson Bumgarner
Denny Neagle	9/29/01	4	MIL	Jimmy Haynes	Nolan Arenado	5/3/14	5	NYM	Jenny Meija
Greg Norton	5/13/02	6	FLA	Gary Knotts	Ryan Wheeler	6/26/14	4	at MIL	Wily Peralta
Greg Norton	5/30/02	1	at SD	Bobby Jones	Matt McBride	8/20/14	6	KC	Danny Duffy
Benny Agbayani	6/5/02	4	LAD	Omar Daal	Michael Cuddyer	9/19/14	6	ARI	Eury De La Rosa
Todd Hollandsworth	6/20/02	6	NYM	Mike Thurman	Carlos González	8/7/15	8	at WAS	Drew Storen
Todd Helton	8/7/02	5	CIN	Joey Hamilton	Carlos González	9/2/15	7	ARI	Keith Hessler
Charles Johnson	6/7/03(1)	8	KC	Jason Grimsley	Nolan Arenado	9/26/15	1	LAD	Brett Anderson
Chris Stynes	6/19/03	1	SD	Brian Lawrence	Charlie Blackmon	5/31/16	7	CIN	Dayan Diaz
Preston Wilson	8/28/03	7	SF	Jim Brower	Carlos González	6/26/16	5	ARI	Patrick Corbin
Larry Walker	9/23/03	1	ARI	Brandon Webb	Ryan Raburn	7/15/16	9	at ATL	Dario Alvarez
C. Johnson	4/7/04	8	at ARI	Andrew Good	Stephen Cardullo	8/31/16 (2)	1	LAD	Bud Norris
Matt Holliday	6/12/04	6	at TB	Rob Bell	Nick Hundley	9/2/16	8	ARI	Silvio Bracho
Mark Sweeney	9/7/04	7	SF	Jason Schmidt	Carlos González	9/5/16	3	SF	Matt Moore
Aaron Miles	5/8/05	4	at FLA	Al Leiter	Nolan Arenado	9/21/16	2	STL	Luke Weaver
Garrett Atkins	6/28/05	8	HOU	Russ Springer	Trevor Story	4/21/17	4	SF	Johnny Cueto
Todd Helton	8/27/05	5	at SD	Brian Lawrence	Ian Desmond	6/3/17	7	at SD	Jose M. Torres
Garrett Atkins	9/14/05	5	at LAD	D.J. Houlton	Mark Reynolds	9/10/17	8	at LAD	Walker Buehler
Yorvit Torrealba	6/7/06	2	PIT	Oliver Perez	Pat Valaika	9/16/17	7	SD	Cory Mazzoni
Garrett Atkins	8/13/06	3	CHC	Carlos Marmol	Trevor Story	4/24/18	2	SD	Eric Lauer
Todd Helton	9/10/06	7	WAS	Chris Schroder	Raimel Tapia (PH)	7/20/18	7	at ARI	Archie Bradley
Matt Holliday	9/24/06	5	ATL	Chuck James	Nolan Arenado	7/30/18	5	at STL	Daniel Ponce de Leon
Yorvit Torrealba	5/29/07	4	STL	B.Looper	DJ LeMahieu	8/27/18	8	at LAA	Jim Johnson
Garrett Atkins	6/14/07	3	at BOS	Josh Beckett	David Dahl	9/10/18	7	ARI	Matt Andriese
Brad Hawpe	6/16/07	1	TB	Andy Sonnanstine					

Record Book

(Home Run History, continued)

LEADOFF HOME RUNS

Colorado (76)

Player	Date	Opp.	Pitcher
Eric Young	4/9/93	MON	Kent Bottenfield
Nelson Liriano	9/29/93	at SF	Salomon Torres
Eric Young	7/4/94 (2)	at CHC	Jim Bullinger
Mike Kingery	6/12/95	CIN	Kevin Jarvis
Ellis Burks	6/19/95	FLA	Chris Hammond
Eric Young	7/9/95	MON	Pedro Martinez
Eric Young	8/6/95	SD	Chris Dishman
T. Hubbard	8/25/95	STL	Mike Morgan
Eric Young*	4/30/96	at LAD	Hideo Nomo
Eric Young	5/4/96	FLA	Chris Hammond
Eric Young	7/16/96	SF	Mark Leiter
Eric Young	8/5/96	FLA	Pat Rapp
Neifi Perez	6/2/98	ARI	Brian Anderson
Neifi Perez	7/21/98	at HOU	Mike Hampton
Darryl Hamilton	8/19/98	at NY	Masato Yoshii
Darryl Hamilton	4/12/99	SD	Woody Williams
Neifi Perez	5/15/99	at ARI	Randy Johnson
Terry Shumpert	6/14/99	SF	Shawn Estes
Neifi Perez	9/6/00	CHC	Kerry Wood
Ronnie Belliard	9/11/03	at STL	Sterling Hitchcock
Aaron Miles	4/14/04	ARI	Elmer Dessens
Aaron Miles	7/2/04	DET	Jeremy Bonderman
Jorge Piedra	8/24/04	at ATL	Russ Ortiz
Kazuo Matsui	9/16/06	at ARI	Claudio Vargas
Jamey Carroll	9/30/06	at CHC	Juan Mateo
Willy Taveras	6/7/07	HOU	Roy Oswalt
Dexter Fowler*	4/8/09	at ARI	Doug Davis
Ryan Spilborghs	5/2/09	at SF	Matt Cain
Carlos González	9/5/09	ARI	Doug Davis
Carlos González	9/19/09	at ARI	Max Scherzer
Carlos González	4/26/10	ARI	Dan Haren
Carlos González	6/4/10	at ARI	Ian Kennedy
Carlos González	6/27/11	at CHC	Matt Garza
Ryan Spilborghs	7/15/11	vs. MIL	Yovani Gallardo
Carlos González	7/21/11	vs. ATL	Tommy Hanson
Dexter Fowler	9/5/11	vs. ARI	Wade Miley
Dexter Fowler	5/28/12 (2)	vs. HOU	Jordan Lyles
Tyler Colvin	6/12/12	vs. OAK	Bartolo Colon
Dexter Fowler	7/18/12	vs. PIT	James McDonald
Eric Young Jr.	8/8/12	at LAD	Chad Billingsley
Tyler Colvin	8/27/12	vs. LAD	Josh Beckett
Dexter Fowler	4/29/13	at LAD	Ted Lilly
Dexter Fowler	6/2/13	vs. LAD	Matt Magill
Charlie Blackmon	9/24/13	vs. BOS	John Lackey
Charlie Blackmon	5/6/14	vs. TEX	Robbie Ross Jr.
Charlie Blackmon	5/10/14	at CIN	Alfredo Simon
Charlie Blackmon	6/5/14	vs. ARI	Bronson Arroyo
Charlie Blackmon	7/9/14	vs. SD	Eric Stults
Charlie Blackmon	9/24/14	at SD	Joe Weiland
Charlie Blackmon	5/3/15	at SD	James Shields
Charlie Blackmon	6/14/15	at MIA	Dan Haren
Charlie Blackmon	7/3/15	at ARI	Chase Anderson
Charlie Blackmon	8/4/15	SEA	Vidal Nuno
Charlie Blackmon	8/24/15	at ATL	Julio Teheran
Charlie Blackmon	9/20/15	SD	James Shields
Charlie Blackmon	5/3/16	at SD	Andrew Cashner
Charlie Blackmon	5/30/16	CIN	Dan Straily
Charlie Blackmon	5/31/16	CIN	Jon Moscot
Charlie Blackmon	6/21/16	at NY	Ivan Nova
Charlie Blackmon	6/25/16	ARI	Shelby Miller
Charlie Blackmon	8/6/16	MIA	Andrew Cashner
Charlie Blackmon	8/9/16	TEX	A.J. Griffin
Charlie Blackmon	8/11/16	at TEX	Lucas Harrell
David Dahl	8/19/16	CHC	Kyle Hendricks
Charlie Blackmon	9/14/16	at ARI	Rubby De La Rosa
Charlie Blackmon	10/2/16	MIL	Tyler Cravy
Charlie Blackmon	4/16/17	at SF	Jeff Samardzija
Charlie Blackmon	6/22/17	ARI	Zack Godley
Charlie Blackmon	6/30/17	at ARI	Robbie Ray
Charlie Blackmon	7/17/17	SD	Luis Perdomo
Charlie Blackmon	8/8/17	at CLE	Corey Kluber
Charlie Blackmon	8/18/17	MIL	Matt Garza
DJ LeMahieu	4/12/18	at WAS	Gio Gonzalez
Charlie Blackmon	5/1/18	at CHC	Kyle Hendricks
DJ LeMahieu	6/17/18	at TEX	Yovani Gallardo
Charlie Blackmon	9/9/18	vs. LAD	Rich Hill

Opponents (75)

Player	Date	Opp.	Pitcher
Craig Biggio	6/11/93	HOU	Armando Reynoso
Henry Cotto	7/6/93	LA	Armando Reynoso
M. Grissom	8/31/93	MON	Greg Harris
Craig Biggio	9/15/93	HOU	Greg Harris
Tuffy Rhodes	4/24/94	CHC	David Nied
Ray Lankford	4/26/94	at STL	Armando Reynoso
Ray Lankford	5/3/94	STL	Armando Reynoso
Jerry Browne	7/22/94	FLA	Lance Painter
Bernard Gilkey*	8/25/95	STL	Bryan Rekar
John Mabry	8/27/95	STL	Armando Reynoso
Chris Stynes	4/10/98	CIN	Darryl Kile
Chris Stynes	4/12/98	CIN	Pedro Astacio
Brant Brown	8/2/98	at CHC	Pedro Astacio
J.D. Drew	7/24/99	STL	Darryl Kile
Mike Cameron	8/5/99	at CIN	Pedro Astacio
Rondell White*	8/13/99 (2)	MON	Brian Bohanon
Al Martin	9/1/99	PIT	Luther Hackman
Placido Polanco*	4/13/00	STL	Scott Karl
Darin Erstad	7/8/00	at LAA	Brian Bohanon
Paul LoDuca	5/23/01	LA	Pedro Astacio
Paul LoDuca	7/29/01	at LA	Shawn Chacon
Ichiro Suzuki	6/29/02	at SEA	Mike Hampton
Craig Counsell	7/8/03	at ARI	Denny Neagle
Eric Young	7/25/03	MIL	Chin-hui Tsao
Marlon Byrd	8/6/03	Phl	Chin-hui Tsao
Tony Womack	4/16/04	at STL	Denny Stark
Damian Fowler	5/9/04	at CHC	Joe Kennedy
Kaz Matsui	5/22/04	at NYM	Aaron Cook
Kaz Matsui	5/23/04	at NYM	Shawn Estes
Ray Durham	7/18/04	SF	Adam Bernero
Khalil Greene	9/11/04	SD	Jeff Francis
Luis Terrero	9/15/04	at ARI	Shawn Estes
Craig Biggio	10/2/04	at HOU	Shawn Estes
Jimmy Rollins	4/20/05	at PHI	Jamey Wright
Dave Roberts	5/4/05	at SD	Jason Jennings
Randy Winn	8/25/05	at SF	Byung-Hyun Kim
Omar Vizquel	4/22/06	SF	Aaron Cook
Jeff DaVanon*	7/23/06	at ARI	Byung-Hyun Kim
Rafael Furcal	8/8/06	at LA	Byung-Hyun Kim
Jimmy Rollins	7/7/07	PHI	Rodrigo Lopez
Chris Young	4/5/08	ARI	Jeff Francis
Hanley Ramirez*	7/4/08	FLA	Greg Reynolds
Felipe Lopez	4/6/09	ARI	Aaron Cook
Stephen Drew	9/22/10	ARI	Ubaldo Jiménez
Chris Coghlan	4/22/11	FLA	Jhoulys Chacin
Andrew McCutchen	4/30/11	PIT	Jason Hammel
Chris Denorfia	6/14/11	SD	Juan Nicasio
Ryan Roberts	8/29/11	ARI	Alex White
Will Venable	9/3/11	SD	Alex White
Jordan Schafer	4/7/12	at HOU	Jamie Moyer
Dee Gordon	5/1/12	LAD	Jhoulys Chacin
Jimmy Rollins	6/21/12	at PHI	Jeff Francis
Dave Sappelt	9/25/12	CHC	Jorge De La Rosa
David DeJesus	5/15/13	at CHC	Jon Garland
Nate McLouth	8/16/13	a BAL	Juan Nicasio
Will Venable	9/6/13	at SD	Juan Nicasio
Didi Gregorius	6/4/14	ARI	Jordan Lyles
Rickie Weeks*	6/26/14	at MIL	Christian Friedrich
Dexter Fowler	7/29/15	at CHC	Eddie Butler
Matt Carpenter	7/31/15	at STL	Kyle Kendrick
Zack Cozart*	5/30/16	CIN	Chad Bettis
Dexter Fowler	8/19/16	CHC	Tyler Anderson
Trea Turner	8/28/16	at WAS	Chad Bettis
Chase Utley	8/31/16 (2)	LAD	Jeff Hoffman
Jean Segura	9/13/16	at ARI	Jorge De La Rosa
Jean Segura	9/14/16	at ARI	Jeff Hoffman
Manuel Margot	4/11/17	SD	Antonio Senzatela
Whit Merrifield	8/24/17	at KC	German Márquez
Anthony Rizzo*	5/1/18	at CHC	Jon Gray
Lorenzo Cain*	5/10/18	MIL	German Márquez
Gorkys Hernandez	5/18/18	at SF	Kyle Freeland
Brandon Nimmo	6/18/18	NYM	Tyler Anderson
Gorkys Hernandez*	7/2/18	SF	Kyle Freeland
Matt Carpenter	7/31/18	at STL	Jon Gray
Joc Pederson	9/17/18	at LAD	Jon Gray

* – First Pitch of Game

(Home Run History, continued)

BACK-TO-BACK HOME RUNS (179)

Date	Opp.	Players	Pitcher(s)	Inn	Date	Opp.	Players	Pitcher(s)	Inn
5/4/93	at CHC	Girardi-Clark	Jose Guzman	5	9/29/00	at ATL	Hollandsworth-Shumpert	Andy Ashby	5
7/22/93	STL	Bichette-Galarraga	Bob Tewksbury	1	4/4/01	STL	Helton-Cirillo	Alan Benes	2
4/9/94	at PIT	Galarraga-Hayes	Zane Smith	4	4/12/01	at STL	L. Walker-Helton	Dustin Hermanson	7
4/23/94	CHC	Young-Bichette	Dan Plesac	8	5/10/01	NYM	Gant-Helton	Glendon Rusch	6
4/29/94	at CHC	Bichette-Hayes	Steve Trachsel	4	5/20/01	at FLA	L. Walker-Helton	Ryan Dempster	1
5/9/94	at SF	Galarraga-Hayes	Bryan Hickerson	4	6/1/01	SF	Perez-L. Walker	Kirk Rueter	3
5/9/94	at SF	Mejia-Johnson	Rich Montealeone	7	6/3/01	SF	L. Walker-Helton	Mark Gardner	3
6/10/94	at CIN	Vander Wal-Castilla	J. Roper / H. Carrasco	8	6/8/01	STL	Helton-Gant	Alan Benes	8
7/16/94	STL	Bichette-Galarraga	Rene Arocha	8	7/28/01	LAD	Cirillo-Helton	Chan Ho Park	3
7/23/94	FLA	Galarraga-Hayes	Rich Scheid	5	8/24/01	at MIL	Ortiz-L. Walker	Allen Levraut	5
5/6/95	LAD	Mejia-Kingery	Antonio Osuna	7	9/6/01	LAD	Ortiz-Fasano	Giovanni Carrara	8
7/3/95	HOU	Galarraga-Castilla	Doug Drabek	3	9/18/01	ARI	Ortiz-Helton	Curt Schilling	3
7/3/95	HOU	Bichette-Walker	Jim Dougherty	8	9/18/01	ARI	Helton-Cirillo	Byung-Hyung Kim	9
7/4/95	HOU	Burks-Bichette	Todd Jones	9	9/23/01	at MON	Ortiz-L. Walker	Scott Stewart	9
7/7/95	MON	Walker-Galarraga	Gabe White	2	9/25/01	SD	L. Walker-Helton	Trevor Hoffman	9
		Galarraga-Castilla	Gabe White	2	9/30/01	MIL	Norton-Uribe	Jeff D'Amico	3
7/9/95	MON	Bichette-Walker	Pedro Martinez	6	10/5/01	SD	Walker-Helton	Kevin Jarvis	6
7/23/95	NYM	Castilla-Burks	Bobby Jones	1	5/21/02	SD	Walker-Helton	Dennis Tankersley	1
7/29/95	at MON	Galarraga-Bichette	Jeff Fassero	8	5/23/02	SD	Walker-Helton	Brett Tomko	5
8/1/95	LAD	Kingery-Bichette	Ismael Valdes	3	6/22/02	TB	Butler-Walker	Wilson Alvarez	5
8/2/95	LAD	Bichette-Castilla	Kevin Tapani	1			Walker-Helton	Wilson Alvarez	5
8/3/95	LAD	Bichette-Castilla	Ramon Martinez	1	7/19/02	MIL	Hollandsworth-Uribe	Ruben Quevedo	2
9/20/95	at SD	Castilla-Weiss	Tim Worrell	7	4/20/03	SD	C. Johnson-Stynes	Jake Peavy	2
4/12/96	NYM	Walker-Galarraga	Mark Clark	6	4/25/03	CHC	Helton-Walker	Mike Remlinger	8
4/19/96	at NYM	Bichette-Walker	Pete Harnisch	5	4/29/03	CIN	Wilson-Walker	Chris Reitsma	4
5/4/96	FLA	Young-Burks	Chris Hammond	1	5/29/03	LAD	Payton-Helton	Odalis Perez	4
5/21/96	PIT	Walker-Galarraga	Matt Ruebel	1	6/21/03	DET	Helton-Wilson	Gary Knotts	7
6/14/96	PHI	Vander Wal-Castilla	Mich Williams	1	7/25/03	MIL	Wilson-Walker	Wes Obermueller	4
6/18/96	MON	Burks-Bichette	Jeff Fassero	3	9/11/03	at STL	Payton-Pellow	Sterling Hitchcock	3
6/29/96	LAD	Burks-Bichette	I. Valdes / C. Park	8	9/27/03	at SD	Wilson-Walker	Joe Roa	5
7/23/96(1)	NYM	Weiss-Burks	Bobby Jones	5	4/20/04	LAD	Johnson-Burnitz	Kazuhisa Ishii	2
7/23/96(2)	NYM	Bichette-Galarraga	Pete Harnisch	1	4/27/04	FLA	Burnitz-Johnson	Darren Oliver	4
		Galarraga-Castilla	Pete Harnisch	1			Johnson-Holliday	Darren Oliver	4
8/10/96	at ATL	Galarraga-Castilla	Mark Wohlers	10	5/18/04	at CIN	Burnitz-Holliday	Cory Lidle	2
8/17/96(2)	at CIN	Walker-Bichette	Giovanni Carrara	3	5/18/04	at CIN	Burnitz-Holliday	Brian Reith	7
8/20/96	STL	Galarraga-Bichette	Andy Benes	2	5/19/04	at CIN	Castilla-Burnitz	T. Jones / D. Graves	8
9/13/96	HOU	Burks-Bichette	Shane Reynolds	6	6/10/04	at NYY	González-Freeman	Jose Contreras	4
4/5/97	at MON	Walker-Galarraga	Anthony Telford	4	7/16/04	SF	Holliday-Greene	Felix Rodriguez	7
4/5/97	at MON	Burks-Walker	Dave Veres	7	7/18/04	SF	Burnitz-Wilson	Matt Herges	9
5/6/97	NYM	Burks-Bichette	Barry Manuel	5	8/7/04	CIN	Burnitz-Wilson	Paul Wilson	2
5/12/97	at PHI	Bichette-Coles	Mike Mims	5	9/13/04	at ARI	Castilla-Burnitz	Lance Cormier	5
5/26/97	STL	Galarraga-Castilla	Mark Petkovsek	8	5/17/05	SF	Holliday-Mohr	Noak Lowry	2
5/29/97	at FLA	Walker-Galarraga	Alex Fernandez	6	5/31/05	STL	Mohr-Greene	Mark Mulder	4
		Galarraga-Bichette	Alex Fernandez	6	8/3/05	at SF	Shealy-González	BradHennessey	2
6/7/97	FLA	Walker-Galarraga	Rick Helling	1	8/21/05	CHC	Holliday-Atkins	Greg Maddux	5
		Galarraga-Bichette	Rick Helling	1	9/3/05	LAD	Hawpe-Atkins	D.J. Houlton	5
6/30/97	ANA	Walker-Galarraga	Kevin Gross	1	4/9/06	at SD	Hawpe-Smith	Jake Peavy	4
7/25/97	CHC	Bichette-Castilla	Kevin Foster	1	7/31/06	MIL	Atkins-Holliday	Chris Capuano	3
8/9/97	PIT	Walker-Galarraga	Steve Cooke	1	9/10/06	WAS	Helton-Atkins	Chris Schroder	7
9/15/97	at FLA	Walker-Galarraga	Alex Fernandez	7	9/19/06	SF	Atkins-Holliday	Matt Cain	3
9/16/97	at FLA	Walker-Galarraga	Antonio Alfonseca	5	6/15/07	TB	Atkins-Hawpe	James Shields	1
9/18/97	at SD	Walker-Galarraga	Tim Worrell	8	8/21/07	PIT	Tulowitzki-Hawpe	Shane Youman	7
5/10/98	at MON	Bichette-Helton	Anthony Telford	8	9/27/07	at LAD	Atkins-Hawpe	Esteban Loaiza	4
5/13/98	CHC	Castilla-Helton	Steve Trachsel	5	6/7/08	MIL	Hawpe-Iannetta	Dave Bush	1
5/29/98	HOU	Walker-Castilla	Doug Henry	8	6/21/08	NYM	Atkins-Hawpe	Pedro Martinez	5
5/31/98	HOU	Castilla-Helton	Jose Lima	1	7/20/08	PIT	Baker-Holliday	Zack Duke	5
6/26/98	OAK	Helton-J. Reed	Jim Dougherty	7	4/6/09	at ARI	Tulowitzki-Iannetta	Brandon Webb	4
9/4/98	SD	Castilla-Helton	Alex Hitchcock	4	4/8/09	at ARI	Torrealba-Stewart	Billy Buckner	7
4/25/99	at SF	Echevarria-Hamilton	Alan Embree	7	5/6/09	SF	Murton-Torrealba	Randy Johnson	5
6/9/99	SEA	Abbott-Bichette	J. Fassero / M. Suzuki	5	6/4/09	at HOU	Hawpe-Atkins	Wandy Rodriguez	5
6/22/99	CHI	Bichette-Castilla	Steve Trachsel	1	6/18/09	TB	Barnes-Helton	Matt Garza	3
6/28/99	at SD	Walker-Bichette	W. Cunnane / T. Hoffman	9	7/31/09	at CIN	Iannetta-González	David Weathers	8
7/26/99	HOU	Bichette-Barry	Trevor Miller	7	8/30/09	at SF	Helton-Tulowitzki	Matt Cain	5
7/31/99	at STL	Bichette-Castilla	Larry Luebbers	3	9/3/09	NYM	Iannetta-Stewart	Pat Misch	7
8/15/99(2)	NYM	Bichette-Castilla	Steve Bennett	4	5/15/10(2)	WAS	González-Smith	Luis Atilano	3
8/30/99	PIT	Helton-Echevarria	Chris Peters	5	5/26/10	ARI	González-Smith	Juan Gutierrez	7
9/1/99	PIT	Helton-Barry	Jason Schmidt	6	5/27/10	ARI	Smith-González	Dan Haren	7
9/10/99	MIL	Helton-Castilla	Bill Pilsipher	1			González-Spiilborghs	Dan Haren	7
9/14/99	NYM	Castilla-Clemente	Octavio Dotel	3	7/27/10	PIT	Hawpe-Barnes	Zach Duke	5
9/17/99	LAD	Bichette-Helton	Robinson Checo	5	8/4/10	SF	González-Tulowitzki	Denny Bautista	6
4/13/00	STL	Helton-Bragg	Darryl Kile	2	9/22/10	at ARI	Mora-Helton	Rodrigo Lopez	1
5/1/00	MON	Helton-Hammonds	Dustin Hermanson	3	4/14/11	at NYM	González-Tulowitzki	R. Dickley / B. Parnell	7
5/24/00	CHI	Hammonds-Carpenter	Kyle Farnsworth	6	4/14/12	ARI	Colvin-Hernandez	Josh Colmlenter	2
7/4/00	PHI	Cirillo-Helton	Kent Bottenfield	1	6/11/12	LAD	Nelson-Cuddyer	Josh Lindblom	8
8/27/00	at PIT	Helton-Hollandsworth	Bronson Arroyo	5	6/15/12	at DET	González-Cuddyer	Luis Marte	10

Bold = back-to-back-to-back HR

Record Book

(Home Run History, continued)

BACK-TO-BACK HOME RUNS, CONTINUED

Date	Opp.	Players	Pitcher(s)	Inn	Date	Opp.	Players	Pitcher(s)	Inn
6/23/12	at TEX	Nieves-Fowler	Michael Kirkman	5	9/7/16	SF	Dahl-Murphy	Albert Suarez	4
4/24/13	ATL	Cuddey-Rutledge	Tim Hudson	2	4/4/16	at ARI	Story-González	Zack Greinke	3
5/16/13	SF	Helton-Arenado	Matt Cain	2	4/10/16	SD	González-Arenado	James Shields	1
6/5/13	at CIN	González-Tulowitzki	Manny Parra	8	4/10/16	SD	Story-González	Brandon Maurer	8
6/28/13	SF	Cuddey-Rosario	Barry Zito	3	4/29/16	at ARI	Story-Arenado	Robbie Ray	5
5/10/14	at CIN	Blackmon-Dickerson	Alredo Simon	1	6/2/16	CIN	González-Arenado	Alfredo Simon	4
5/10/14	at CIN	Dickerson-Tulowitzki	J.J. Hoover	6	6/14/16	NYN	Story-Raburn	Nathan Eovaldi	4
9/3/14	SF	Arenado-Dickerson	Ryan Vogelsong	5	6/20/16	at MIA	Reynolds-Hundley	Paul Clemens	2
6/6/15	MIA	González-Rosario	D. Phelps / A. Rienzo	4	8/3/16	LAD	LeMahieu-González	Brock Stewart	5
7/26/15	CIN	Arenado-Paulsen	Michael Lorenzen	3	8/12/16	at PHI	Blackmon-LeMahieu	David Hernandez	9
8/22/15	NYM	Blackmon-Reyes	J. Niese / E. O'Flaherty	6	8/28/16	at WAS	Arenado-Dahl	Lucas Giolito	3
9/4/15	SF	González-Arenado	Chris Heston	1	9/2/16	ARI	Hundley-Descalzo	Silvino Bracho	8
4/4/16	at ARI	Story-González	Zack Greinke	3	9/7/16	SF	Dahl-Murphy	Albert Suarez	4
4/10/16	SD	González-Arenado	James Shields	1	4/8/17	LAD	Reynolds-Parra	Clayton Kershaw	6
4/10/16	SD	Story-González	Brandon Maurer	8	8/26/17	at ATL	Blackmon-LeMahieu	Arolds Vizcaino	9
4/29/16	at ARI	Story-Arenado	Robbie Ray	5	9/24/17	at SD	Valaika-Blackmon	Buddy Baumann	9
6/2/16	CIN	González-Arenado	Alfredo Simon	4	4/2/18	at SD	Blackmon-LeMahieu	Kyle McGrath	9
6/14/16	NYN	Story-Raburn	Nathan Eovaldi	4	4/22/18	CHC	Blackmon-Arenado	José Quintana	5
6/20/16	at MIA	Reynolds-Hundley	Paul Clemens	2	5/1/18	at CHC	Blackmon-Dahl	Kyle Hendricks	1
8/3/16	LAD	LeMahieu-González	Brock Stewart	5	6/19/18	NYM	Arenado-Story-Desmond	Jason Vargas	3
8/12/16	at PHI	Blackmon-LeMahieu	David Hernandez	9	9/28/18	WAS	Desmond-Iannetta	Joe Ross	5
8/28/16	at WAS	Arenado-Dahl	Lucas Giolito	3	9/30/18	WAS	Arenado-Story	Austin Voth	7
9/2/16	ARI	Hundley-Descalzo	Silvino Bracho	8	10/1/18	at LAD	Arenado-Story	Kenley Jansen	9

Bold = back-to-back-to-back HR

MOST BACK-TO-BACK HR

Rk.	Player	HR
1.	Todd Helton	35
2.	Larry Walker	34
3.	Dante Bichette	31
4.	Andres Galarraga	26
5.	Vinny Castilla	23

TOP BACK-TO-BACK DUOS

1. **Larry Walker-Andres Galarraga** 11
all 11 in that order
2. **Larry Walker-Todd Helton** 9
Walker-Helton (8), Helton-Walker (1)
3. **Andres Galarraga-Dante Bichette** 7
Galarraga-Bichette (4), Bichette-Galarraga (3)
4. **Dante Bichette-Vinny Castilla** 6
all 6 in that order

EXTRA-INNING HOME RUNS (58)

Player	Date	Opp.	Inn.	On	Pitcher	Player	Date	Opp.	Inn.	On	Pitcher
Dante Bichette	5/20/93	at SD	11	0	Gene Harris	Todd Helton	7/22/05	at PIT	10	1	Jose Mesa
Dante Bichette	8/23/93	at PHI	13	0	Roger Mason	Dustan Mohr	8/8/05 (1)	FLA	11	0	Valerio de los Santos
Ellis Burks	4/17/94	MON	10	0	Gil Heredia	Matt Holliday	4/29/07	ATL	11	1	Steve Colyer
Dante Bichette	4/26/95	NYM	14	2	Mike Remlinger	Troy Tulowitzki	6/22/07	at TOR	10	1	Jeremy Accardo
Dante Bichette	7/11/96	SD	10	2	Trevor Hoffman	Troy Tulowitzki	6/28/07	at HOU	11	0	Brian Moehler
Andres Galarraga	8/10/96	at ATL	10	0	Mark Wohlers	Brad Hawpe	9/21/07	at SD	14	0	Joe Thatcher
Vinny Castilla	8/10/96	at ATL	10	0	Mark Wohlers	Omar Quintanilla	8/24/08	CIN	12	0	Mike Lincoln
Dante Bichette	8/20/96	STL	13	1	T.J. Mathews	Ryan Spilborghs	8/24/09	SF	14	3	Merkin Valdez
Dante Bichette	9/24/96	at SD	11	0	Trevor Hoffman	Chris Iannetta	9/29/09	MIL	11	1	David Weathers
Vinny Castilla	4/28/97	at HOU	10	0	Billy Wagner	Chris Iannetta	4/14/10	NYM	10	0	Jenry Mejia
Larry Walker	6/5/97	SD	11	1	Terry Burrows	Ian Stewart	5/5/10	at SD	12	0	Tim Stauffer
Jeff Reed	7/14/97	LA	10	0	Todd Worrell	Miguel Olivo	5/12/10	PHI	10	0	Chad Durbin
Vinny Castilla	7/22/97	at MON	12	1	Dave Veres	Todd Helton	8/7/10	at PIT	10	1	Sean Gallagher
Ellis Burks	9/6/97 (1)	STL	12	0	Dennis Eckersley	Carlos González	4/29/12	NYM	10	0	Frank Francisco
Ellis Burks	6/15/98	at SF	12	1	John Johnstone	Carlos González	6/15/12	at DET	10	2	Luis Marte
Larry Walker	5/21/99	ARI	11	0	John Frascatore	Michael Cuddey	6/15/12	at DET	10	0	Luis Marte
Todd Helton	6/2/99	at ATL	11	0	Russ Springer	Troy Tulowitzki	5/25/13	at SF	10	0	Sergio Romo
Edgard Clemente	8/19/99	ATL	14	0	Bruce Chen	Justin Morneau	4/24/14	SF	11	1	Sergio Romo
Bubba Carpenter	5/16/00	at NYM	11	0	Turk Wendell	Justin Morneau	5/18/14	SD	10	1	Dale Thayer
Ben Petrick	8/30/00	at PHI	11	0	Wayne Gomes	Corey Dickerson	8/10/14	at ARI	10	0	Oliver Perez
T Hollandsworth	4/15/01	ARI	10	2	Matt Mantei	Wilin Rosario	4/8/15	at MIL	10	0	Francisco Rodriguez
Larry Walker	5/12/02	at NYM	13	1	Kane Davis	Michael McKenry	8/5/15	SEA	11	1	Mayckol Guaipe
Bobby Estalella	5/28/02	at SD	12	0	Jeremy Fikac	Nolan Arenado	9/15/15	at LAD	16	0	Mat Latos
Todd Zeile	6/20/02	NYN	10	2	Steve Karsay	Charlie Blackmon	8/27/16	at WAS	11	1	Yusmeiro Petit
Chris Stynes	6/30/03	ARI	12	2	Jose Valverde	Carlos González	8/27/16	at WAS	11	1	Yusmeiro Petit
Greg Norton	8/12/03	at MON	11	2	Rocky Biddle	Mark Reynolds	9/11/16	at SD	10	0	Kevin Quackenbush
Todd Greene	4/8/04	at ARI	11	0	Steve Randolph	Charlie Blackmon	8/9/17	at CLE	12	0	Zach McAllister
Todd Helton	5/9/04	at CHC	10	0	Joe Borowski	Nolan Arenado	8/5/18	at MIL	11	0	Corey Knebel
Larry Walker	6/25/04	at CLE	10	1	Jose Jiménez	DJ LeMahieu	8/18/18	at ATL	10	0	Luke Jackson

(Home Run History, continued)

INSIDE-THE-PARK HOME RUNS

Rockies (17)

Player	Date	Inn	Opp.	Pitcher
Ellis Burks	4/15/94	6	MON	Jeff Fassero
Eric Young	4/23/94	8	CHC	Dan Plesac
Ellis Burks	6/14/96	1	PHI	Mike Williams
Mike Lansing	9/6/98	6	SD	Scott Sanders
Larry Walker	5/17/99	9	CIN	Pete Harnisch
Tom Goodwin	4/5/00	2	at ATL	Kevin Millwood
Clint Barmes	5/8/05	2	at FLA	Al Leiter
Dustan Mohr*	7/10/05	4	SD	Dennys Reyes
Garrett Atkins	9/23/07	7	at SD	W. Ledezma
Jeff Baker	6/17/08	3	CLE	Paul Byrd
Seth Smith*	7/18/08	7	PIT	Tyler Yates
Clint Barmes	9/22/09	7	SD	Luis Perdomo
Eric Young Jr.#	8/8/12	1	at LAD	Chad Billingsley
Brandon Barnes*	6/5/14	8	ARI	Brad Ziegler
Brandon Barnes	6/14/14	9	at SF	Sergio Romo
Charlie Blackmon	4/21/17	4	SF	Johnny Cueto
Charlie Blackmon	7/16/17	7	at NYM	Chasen Bradford

Opponents (15)

Player	Date	Inn	Opp.	Pitcher
Deion Sanders	7/26/93	3	ATL	Curtis Leskanic
Fred McGriff	7/27/93	6	ATL	Steve Reed
Steve Finley	9/14/93 (2)	7	HOU	Gary Wayne
Kurt Abbott	9/9/95	1	at FLA	Kevin Ritz
Kurt Abbott	5/29/97	3	at FLA	Bobby Jones
Rey Sanchez^	6/11/04	10	at TB	Shawn Chacon
Jayson Werth	4/21/08	6	PHI	Mark Redman
Andres Torres	7/4/10	8	SF	Jason Hammel
Trent Oeltjen	8/20/11	12	LAD	Matt Reynolds
Conor Gillaspie	9/27/11	7	at SF	Esmil Rodgers
Nori Aoki	4/20/12	4	at MIL	Jhoulys Chacin
Angel Pagan^	5/25/13	10	at SF	Rafael Betancourt
Philip Gosselin	10/11/15	7	at ARI	Justin Miller
Kelby Tomlinson	10/3/15	1	SF	Chris Rusin
Brandon Nimmo#	6/18/18	1	NYM	Tyler Anderson

*-Pinch-Hit HR ^-Game-ending #-Leadoff HR

GAME-ENDING HOME RUNS (55)

Player	Date	Opponent	Pitcher	Inn.	On	Final
Ellis Burks	4/17/94	Montreal	Gil Heredia	10	0	6-5
Dante Bichette	4/26/95	New York-NL	Mike Remlinger	14	2	11-9
Ellis Burks (PH)	6/2/95	Pittsburgh	Danny Miceli	9	2	7-4
Vinny Castilla	8/20/95	Chicago-NL	Turk Wendell	9	1	4-2
John Vander Wal (PH)	5/18/96	St. Louis	Dennis Eckersley	9	2	9-8
Dante Bichette	7/11/96	San Diego	Trevor Hoffman	10	2	8-5
Dante Bichette	8/20/96	St. Louis	T.J. Mathews	13	1	5-4
Larry Walker	6/5/97	San Diego	Terry Burrows	11	1	9-7
Dante Bichette	5/31/98	Houston	Doug Henry	9	1	7-5
Vinny Castilla	6/3/98	Arizona	Gregg Olson	9	1	3-2
Neifi Perez	9/27/98	San Francisco	Robb Nen	9	0	9-8
Larry Walker	5/21/99	Arizona	John Frascatore	11	0	8-7
Dante Bichette	5/23/99	Arizona	Gregg Olson	9	1	7-6
Todd Helton	6/18/99	Florida	Matt Mantei	9	1	11-10
Larry Walker	8/18/99	Atlanta	John Rocker	9	2	4-1
Todd Helton	5/27/00	Pittsburgh	Jason Christiansen	9	0	7-6
Todd Hollandsworth	4/15/01	Arizona	Matt Mantei	10	2	10-7
Larry Walker	6/2/01	San Francisco	Chad Zerbe	9	1	7-5
Todd Helton	7/31/01	Philadelphia	Rheal Cormier	9	0	7-6
Jeff Cirillo	9/18/01	Arizona	Byung-Hyung Kim	9	0	10-9
Todd Zeile	6/20/02	New York-AL	Steve Karsay	10	2	14-11
Todd Helton	8/21/03	Florida	Braden Looper	9	0	5-4
Vinny Castilla	5/17/04	Philadelphia	Tim Worrell	9	1	7-6
Clint Barmes	4/4/05	San Diego	Trevor Hoffman	9	1	12-10
Dustan Mohr	8/8/05 (1)	Florida	Valerio de los Santos	11	0	4-3
Matt Holliday	4/29/07	Atlanta	Steve Coyle	11	1	9-7
Todd Helton	9/18/07 (G2)	Los Angeles-NL	Takashi Saito	9	1	9-8
Omar Quintanilla	8/24/08	Cincinnati	Mike Linton	12	0	4-3
Todd Helton	6/20/09	Pittsburgh	Jesse Chavez	9	1	9-7
Ryan Spilborghs	8/24/09	San Francisco	Merkin Valdez	14	3	6-4
Chris Iannetta	9/29/09	Milwaukee	David Weathers	11	1	7-5
Chris Iannetta	4/14/10	New York-NL	Jenry Mejia	10	0	6-5
Miguel Olivo	5/12/10	Philadelphia	Chad Durbin	10	0	4-3
Jason Giambi	6/23/10	Boston	Jonathan Papelbon	9	1	8-6
Seth Smith	7/6/10	St. Louis	Ryan Franklin	9	2	12-9
Chris Iannetta	7/7/10	St. Louis	Evan MacLane	9	0	8-7
Carlos Gonzalez	7/31/10	Chicago-NL	Sean Marshall	9	0	6-5
Jason Giambi	9/12/10	Arizona	Sam Demel	9	1	4-2
Jason Giambi	8/15/11	Florida	Randy Choate	9	2	7-4
Todd Helton	4/14/12	Arizona	J.J. Putz	9	1	8-7
Jason Giambi	5/2/12	Los Angeles-NL	Scott Elbert	9	2	8-5
Nolan Arenado	6/7/13	San Diego	Joe Thatcher	9	0	10-9
Charlie Culberson	5/3/14	New York-NL	Kyle Farnsworth	9	1	11-10
Justin Morneau	5/18/14	San Diego	Dale Thayer	10	1	8-6
Drew Stubbs	8/17/14 (G1)	Cincinnati	J.J. Hoover	9	2	10-9
Wilin Rosario	9/18/14	Arizona	Addison Reed	9	1	7-6
Michael McKenry	8/5/15	Seattle	Mayckol Guaipe	11	1	7-5
Carlos Gonzalez	9/26/15	Los Angeles-NL	Yimi Garcia	9	1	8-6
Mark Reynolds	6/26/16	Arizona	Silvino Bracho	9	1	9-7
Nolan Arenado	6/18/17	San Francisco	Mark Melancon	9	2	7-5
Trevor Story	7/15/18	Seattle	Nick Vincent	9	0	4-3
Charlie Blackmon	7/25/18	Houston	Colin McHugh	9	0	3-2
Ryan McMahon	8/11/18	Los Angeles-NL	JT Chargois	9	2	3-2
Ian Desmond	8/23/18	San Diego	Kirby Yates	9	1	4-3
DJ LeMahieu	9/12/18	Arizona	Yoshihisa Hirano	9	1	5-4

Record Book

Coors Field Home Run History

YEAR-BY-YEAR AT COORS FIELD

Year	Rockies	Visitors	Total	PerGm	Year	Rockies	Visitors	Total	PerGm
1995	134	107	241	3.3	2007	103	82	185	2.3
1996	149	122	271	3.3	2008	92	82	174	2.1
1997	124	121	245	3.0	2009	98	74	172	2.1
1998	111	101	212	2.6	2010	108	79	187	2.3
1999	144	159	303	3.7	2011	94	101	195	2.4
2000	112	133	245	3.0	2012	100	118	218	2.7
2001	124	144	268	3.3	2013	88	71	159	1.9
2002	97	135	232	2.9	2014	119	90	209	2.6
2003	113	117	230	2.8	2015	102	100	202	2.5
2004	111	110	221	2.7	2016	116	99	215	1.3
2005	86	84	170	2.1	2017	110	98	208	2.6
2006	75	93	168	2.1	2018	119	101	220	2.7
Total	2,629	2,521	5,150	2.7					

SINGLE-GAME HOME RUNS AT COORS FIELD

Combined

10	July 2, 2002 vs. SF (Col 3, SF 7)
10	May 1, 2000 vs. MON (Col 5, Mon 5)
10	Aug. 14, 1999 vs. MON (Col 6, Mon 4)
10	June 9, 1999 vs. SEA (Col 5, Sea 5)
10	June 30, 1996 vs. LA (Col 4, LA 6)

Rockies

7	May 31, 2016 vs. Cincinnati
6	July 4, 2008 vs. Florida
6	Sept. 17, 1999 vs. Los Angeles-NL
6	Aug. 14, 1999 vs. Montreal
6	June 9, 1999 vs. Seattle

Opponents

7	July 2, 2002 vs. San Francisco
6	April 23, 2014 vs. San Francisco
6	April 8, 2014 vs. Chicago-AL
6	Sept. 18, 2011 vs. San Francisco
6	Aug. 22, 2007 vs. Pittsburgh
6	Sept. 16, 2003 vs. Houston
6	Aug. 21, 2002 vs. Montreal
6	Aug. 10, 2002 vs. Chicago-NL
6	June 12, 2001 vs. Seattle
6	June 14, 2000 vs. Houston
6	May 19, 1999 vs. Cincinnati
6	Sept. 27, 1997 vs. Los Angeles
6	June 30, 1996 vs. Los Angeles
6	June 29, 1996 vs. Los Angeles

MOST HOME RUNS AT COORS FIELD

Rockies

No.	Player	HR
1.	Todd Helton	227
2.	Larry Walker	154
3.	Carlos González	139
4.	Vinny Castilla	131
5.	Dante Bichette	110
6.	Nolan Arenado	108
7.	Troy Tulowitzki	106
8.	Matt Holliday	86
9.	Charlie Blackmon	75
10.	Andres Galarraga	71

Visitors

No.	Player	HR
1.	Barry Bonds	26
2.	Eric Karros	21
	Matt Kemp	21
	Sammy Sosa	21
5.	Jeff Kent	20
	Ryan Klesko	20
7.	Adrian González	19
8.	Adrian Beltre	18
9.	Mike Piazza	17
	Luis González	17

Team

No.	Player	HR
1.	Colorado Rockies	2,629
2.	San Francisco Giants	295
3.	Los Angeles Dodgers	261
4.	San Diego Padres	260
5.	Arizona Diamondbacks	227
6.	Cincinnati Reds	148
7.	Chicago Cubs	133
8.	Atlanta Braves	128
	Montreal/Washington	128
10.	St. Louis Cardinals	123

POSTSEASON HOME RUNS AT COORS FIELD

ROCKIES (9)

Player	Date	Opponent
Vinny Castilla	Oct. 3, 1995	Atlanta
Larry Walker	Oct. 4, 1995	Atlanta
Yorvit Torrealba	Oct. 14, 2007	Arizona
Matt Holliday	Oct. 14, 2007	Arizona
Matt Holliday	Oct. 15, 2007	Arizona
Matt Holliday	Oct. 27, 2007	Boston
Brad Hawpe	Oct. 28, 2007	Boston
Garrett Atkins	Oct. 28, 2007	Boston
Carlos González	Oct. 11, 2009	Philadelphia

OPPONENTS (16)

Player	Date	Team
Marquis Grissom	Oct. 3, 1995	Atlanta
Chipper Jones	Oct. 3, 1995	Atlanta
Chipper Jones	Oct. 3, 1995	Atlanta
Marquis Grissom	Oct. 4, 1995	Atlanta
Marquis Grissom	Oct. 4, 1995	Atlanta
Shane Victorino	Oct. 6, 2007	Philadelphia
Mark Reynolds	Oct. 14, 2007	Arizona
Chris Snyder	Oct. 15, 2007	Arizona
Mike Lowell	Oct. 28, 2007	Boston
Bobby Kielty	Oct. 28, 2007	Boston
Chase Utley	Oct. 11, 2009	Philadelphia
Shane Victorino	Oct. 12, 2009	Philadelphia
Jayson Werth	Oct. 12, 2009	Philadelphia
Jesús Aguilar	Oct. 7, 2018	Milwaukee
Orlando Arcia	Oct. 7, 2018	Milwaukee
Keon Broxton	Oct. 7, 2018	Milwaukee

(Coors Field Home Run History, continued)

LONGEST HOME RUNS AT COORS FIELD

Distance	Player	Team	Date	Pitcher	Inning
1. 505'	Trevor Story	San Francisco	9/5/18	Andrew Suárez	6
2. 504'	Giancarlo Stanton	Miami	8/6/16	Chad Bettis	5
3. *^496'	Mike Piazza	Los Angeles-NL	9/26/97	Darren Holmes	6
4. ^494'	Giancarlo Stanton	Miami	8/17/12	Josh Roenicke	6
5. ^493'	Larry Walker	Oakland	8/31/97	Mike Oquist	5
493'	Michael Taylor	Washington	8/20/15	Yohan Flande	7
7. ^492'	Barry Bonds	San Francisco	8/27/02	Denny Stark	1
8. ^490'	Sammy Sosa	Chicago-NL	8/10/02	Shawn Chacon	3
9. ^488'	Barry Bonds	San Francisco	9/9/01	Scott Elarton	1
10. ^487'	Andres Galarraga	Seattle	8/28/97	Omar Olivares	6

*Off the billboard between the scoreboard and Rockpile
 ^ Projected distance without Statcast

ALL-TIME HOME RUNS BY BALLPARK

MOST HOME RUNS HIT AT HOME, MLB HISTORY

HR	Club	Year	Home Park
153	Texas Rangers	2005	Ameriquest Field in Arlington
149	Colorado Rockies	1996	Coors Field
146	Toronto Blue Jays	2010	Rogers Centre
145	Chicago White Sox	2004	U.S. Cellular Field
144	Colorado Rockies	1999	Coors Field
144	New York Yankees	2018	Yankee Stadium II
143	Chicago White Sox	2008	U.S. Cellular Field
140	New York Yankees	2017	Yankee Stadium II
140	Texas Rangers	2003	The Ballpark at Arlington
138	New York Yankees	2012	Yankee Stadium
137	Chicago Cubs	2004	Wrigley Field
136	Chicago White Sox	2006	U.S. Cellular Field
136	New York Yankees	2009	Yankee Stadium II
135	Baltimore Orioles	2017	Camden Yards
135	Houston Astros	2000	Enron Field
134	Colorado Rockies	1995	Coors Field

MOST HOME RUNS BY BALLPARK, MLB HISTORY

HR	Park, City	Home Club(s)	Year
303	Coors Field, Denver	Colorado Rockies	1999
277	U.S. Cellular Field, Chicago	Chicago White Sox	2004
271	Coors Field, Denver	Colorado Rockies	1996
268	Coors Field, Denver	Colorado Rockies	2001
266	Enron Field, Houston	Houston Astros	2000
253	Sportsman's Park, St. Louis	St. Louis Cardinals and St. Louis Browns	1925

Record Book

HUMIDOR

The humidor was implemented at Coors Field in 2002 per MLB's approval and it remains under MLB's management/oversight. The humidor is a temperature and humidity-controlled environment with settings that mirror the distribution warehouse in the Midwest from which the baseballs are shipped to all 30 teams. The humidor keeps the baseballs within MLB for weight and measurement. Chain of custody procedures for the baseballs are maintained by the MLB Authenticator: The MLB Authenticator meets the Umpire's Room Attendant at the humidor, watches him put the baseballs in the ball bag, escorts the attendant with the balls to the Umpires Room and then to the dugout; the Authenticator is positioned in the dugout during the game next to the ball bag.

Low-Run Games & Comebacks

I-0 GAMES

Date	Score	Opponent	Win	Loss	GW RBI (Inn.)
July 15, 1993	L, 0-1	at Chicago-NL	Morgan (CG)	Blair	Buechele (4th)
May 8, 1994	W, 1-0	at San Francisco	Nied	Ge. Harris	Kingery (9th)
Aug. 10, 1994	W, 1-0 (6)	Atlanta	Ritz	Glavine	Bichette (4th)
Sept. 12, 1998	W, 1-0	at San Francisco	Astacio	Nen	Reed (9th)
Sept. 20, 1998	W, 1-0 (11)	at San Diego	Kile	Myers	Hamilton (11th)
May 30, 1999	W, 1-0	at Philadelphia	Kile	Ogea	Walker (8th)
May 19, 2001	L, 0-1	at Florida	Penny	Thomson	Millar (7th)
Aug. 12, 2002	W, 1-0	at Florida	Jennings	Burnett	Helton (4th)
Aug. 14, 2002	L, 0-1	at Florida	Lloyd	Santos	J. Encarnacion (9th)
Sept. 24, 2002	W, 1-0	at Los Angeles	Stark	Od. Perez	Zeile (1st)
July 24, 2003	L, 0-1 (11)	at Los Angeles	Shuey	J. Lopez	S. Green (11th)
Aug. 2, 2003	L, 0-1	at Pittsburgh	Meadows	Jennings	J. Hernandez (2nd)
July 9, 2005	W, 1-0	San Diego	Jennings	Lawrence	González (6th)
April 16, 2006	L, 0-1	Philadelphia	Myers	Cook	Howard (7th)
July 25, 2006	L, 0-1	St. Louis	Carpenter	Jennings	Pujols (6th)
Aug. 1, 2006	L, 0-1	Milwaukee	Bush	Fogg	Damian Miller (7th)
June 11, 2008	W, 1-0	San Diego	Fuentes	Yabu	No RBI; Molina error
Sept. 14, 2008	W, 1-0 (10)	Los Angeles	Corpas	Kuo	Tulowitzki (10th)
Sept. 17, 2008	W, 1-0	San Diego	Hernandez	Geer	Koshansky (4th)
May 3, 2009	L, 0-1 (10)	at San Francisco	Medders	Corpas	Aurilia (10th)
July 1, 2009	L, 0-1	at Los Angeles-NL	Troncoso	Hammel	Furcal (8th)
July 6, 2009	W, 1-0	Washington	Marquis	Stammen	Helton (1st)
June 12, 2010	W, 1-0	Toronto	Hammel	Morrow	González (6th)
July 18, 2010	W, 1-0	at Cincinnati	Cook	Wood	Iannetta (6th)
Aug. 10, 2010	L, 0-1	at New York-NL	Pelfrey	Jiménez	Reyes (7th)
Aug. 22, 2010	W, 1-0	at Arizona	Chacin	Heilman	Fowler (8th)
Oct. 2, 2010	L, 0-1	at St. Louis	Motte	Morales	No RBI (11th)
Aug. 23, 2012	W, 1-0	at New York-NL	Brothers	Parnell	Nelson (8th)
Sept. 5, 2012	L, 0-1	at Atlanta	Minor	White	No RBI (4th)
Sept. 6, 2012	L, 0-1	at Atlanta	Hudson	Chacin	No RBI (2nd)
July 13, 2013	L, 0-1	at Los Angeles-NL	Greinke	Chatwood	Ramirez (1st)
Sept. 28, 2013	W, 1-0	at Los Angeles-NL	Nicasio	Grienke	Arenado (4th)
April 12, 2014	W, 1-0	at San Francisco	Kahle	Cain	Tulowitzki (3rd)
Sept. 22, 2014	L, 0-1	at San Diego	Stults	Matzek	Rivera (1st)
May 17, 2015	L, 0-1	at Los Angeles-NL	Bolsinger	Kendrick	Grandal (4th)
June 8, 2016	W, 1-0	at Los Angeles-NL	Rusin	Maeda	Descalso (7th)
July 17, 2016	L, 0-1	at Atlanta	J. Johnson	Germen	d'Arnaud (9th)
April 27, 2018	W, 1-0	at Miami	Urena	Senzatela	Senzatela (5th)
July 4, 2018	W, 1-0	San Francisco	Anderson	Suarez	Iannetta (7th)
June 27, 2018	L, 0-1	at San Francisco	Moronta	Musgrave	Crawford (9th)

LOW-RUN GAMES AT COORS FIELD

After no 1-0 games over the park's first 10 years, there have now been 10 1-0 contests at Coors Field since 2005. The first came on July 9, 2005, when the Rockies beat the Padres 1-0. It happened in the 847th regular season game in the facility's history; according to the Elias Sports Bureau, the 846 total contests without a 1-0 game is the longest span of any park in Major League history. The previous record was 635 games, held by the Philadelphia Athletics of the American Association from 1882 to 1891. On Sept. 14, 2008 vs. Los Angeles, the Rockies defeated the Dodgers 1-0 in 10 innings; this game was scoreless through nine innings—a first in Coors Field history. According to the Elias Sports Bureau, that game was the first game ever played at either Mile High Stadium or Coors Field that was scoreless at the end of the ninth inning (previously at Coors Field: 0-0 after eight innings on June 11 vs. San Francisco). The Rockies played 1,257 previous games in Colorado in their history, the longest streak of home games without a 0-0 score through nine innings for any team since the Athletics played 1,615 straight home games in which at least one team scored before extra frames; the A's streak lasted more than 20 years (June 22, 1947 through Sept. 3, 1967), spanning the club's relocation from Philadelphia to Kansas City.

(Low-Run Games & Comebacks, continued)

LARGEST COMEBACK VICTORIES AT COORS FIELD

Deficit Erased	Date	Line Score	I	2	3	4	5	6	7	8	9	R	H	E
9 (4-13)	July 4, 2008	Florida	5	2	0	6	0	0	4	0	0	17	22	2
		Colorado	1	2	1	1	4	3	4	0	2	18	21	0
9 (1-10)	August 25, 2010	Atlanta	3	4	3	0	0	0	0	0	0	10	14	2
		Colorado	0	1	0	1	3	3	0	4	x	12	14	0
8 (0-8)	June 28, 1994 (GM 1)	San Diego	0	2	5	1	0	1	0	0	0	9	18	1
		Colorado	0	0	0	6	3	0	0	1	x	10	14	3
8 (0-8)	Sept. 27, 2001	San Diego	2	6	0	0	0	0	1	0	0	9	14	1
		Colorado	0	2	9	0	2	0	0	0	x	13	18	2
8 (0-8)	July 4, 2004	Detroit	1	4	0	2	1	0	0	0	0	8	12	1
		Colorado	0	0	0	0	6	4	0	0	x	10	10	2
7 (0-7)	June 12, 1993	Houston	0	2	5	0	1	1	0	2	11	13	1	
		Colorado	0	0	0	4	1	3	1	5	x	14	20	5
7 (2-9)	July 12, 1996	San Diego	3	0	1	0	1	4	0	0	3	12	14	0
		Colorado	0	1	0	1	0	0	11	0	x	13	12	2
7 (0-7)	Sept. 27, 1998	San Francisco	0	0	3	0	4	0	0	1	0	8	12	0
		Colorado	0	0	0	0	6	0	2	0	1	9	15	1
7 (1-8)	June 28, 2000	San Francisco	5	1	2	3	0	0	1	0	1	13	13	2
		Colorado	0	1	4	0	3	4	4	1	x	17	17	1
7 (0-7)	May 13, 2003	New York-NL	3	3	0	0	1	0	0	1	0	8	13	1
		Colorado	0	0	0	0	0	0	4	5	x	9	15	0
7 (0-7)	Sept. 24, 2006	Atlanta	5	0	0	2	0	1	0	0	0	8	15	0
		Colorado	0	0	0	2	4	0	1	2	x	9	13	0
7 (9-2)	July 6, 2010	St. Louis	0	0	3	2	1	3	0	0	0	9	11	1
		Colorado	0	0	2	0	0	0	1	0	9	12	19	1

OPENING DAY RECORDS

Career

- **Games:** 16, Todd Helton
- **Hits:** 24, Todd Helton
- **Doubles:** 9, Todd Helton
- **Triples:** 1, Matt Holliday, Juan Pierre, Larry Walker
- **Home Runs:** 3, Nolan Arenado, Viny Castilla, Carlos González, Troy Tulowitzki
- **RBI:** 9, Dante Bichette, Larry Walker
- **Steals:** 2, Todd Helton, Eric Young
- **Wins:** 2, Darryl Kile
- **Starts:** 2, Aaron Cook, Jorge De La Rosa, Jon Gray, Mike Hampton, Darryl Kile, Jason Jennings, Ubaldo Jiménez, Kevin Ritz
- **Innings:** 13.2, Darryl Kile
- **Saves:** 1, Rafael Betancourt, Manny Corpas, Greg Holland, Franklin Morales
- **Strikeouts:** 14, Jorge De La Rosa

Single Game

- **Hits:** 5, Aaron Miles, April 4, 2005 vs. San Diego
- **Doubles:** 3, Aaron Miles, April 4, 2005 vs. San Diego; Gerardo Parra, April 4, 2016 at Arizona; Larry Walker, April 26, 1995 vs. New York-NL
- **Triples:** 1, Matt Holliday, April 4, 2005 vs. SD; Juan Pierre, April 2, 2001 vs. St. Louis; Larry Walker, April 1, 2003 at Houston
- **Home Runs:** 2, Viny Castilla, March 31, 1998 at Arizona; Trevor Story, April 4, 2016 at Arizona
- **RBI:** 5, Viny Castilla, March 31, 1998 at Arizona
- **SB:** 1, 20x, last: Charlie Blackman, April 3, 2017 at Milwaukee

Consecutive Starts (years)

- 16, Todd Helton (1998-2013)

- 9, Troy Tulowitzki (2007-2015)
- 9, Carlos González(2010-2018)

Consecutive Starts (pitching)

- 2, Kevin Ritz (1996-97)
- 2, Darryl Kile (1998-99)
- 2, Mike Hampton (2001-2002)
- 2, Ubaldo Jiménez (2010-11)
- 2, Jon Gray (2017-18)

Most Opening Day Starts

- C: Chris Iannetta, 5
- 1B: Todd Helton, 16
- 2B: DJ LeMahieu, 5
- 3B: Viny Castilla, 6
- SS: Troy Tulowitzki, 9
- LF: Carlos González, 5
- CF: Charlie Blackmon, 5
- RF: Larry Walker, 7

Overall Record:.....14-12
 Home/Road:.....4-3 / 9-9
 Neutral:.....1-0
 Coors Field:.....4-2
 Mile High Stadium:.....0-1
 Day:.....10-11
 Night:.....4-1
 New York (NL).....1-1
 Philadelphia.....1-1
 Cincinnati.....0-1
 Arizona.....4-4
 San Diego.....2-0
 Atlanta.....0-1
 St. Louis.....2-1
 Houston.....1-1
 Milwaukee.....3-1
 Miami.....0-1
 Extra innings:.....2-2
 Shortest Game:.....2:14, April 3, 2000
at Atlanta
 Longest Game:.....4:11, April 4, 2016
at Arizona

Longest Game (extra innings):

.....4:49 (14 innings)
April 26, 1995

.....vs. NY Mets

Consecutive Wins:.....3, 2x, last: 2015-17

Consecutive Losses:.....2, 3x, last: 2013-14

Consecutive Openers at Home:

.....3, 2005-07

Consecutive Openers on Road:

.....7, 2012-18

Sunday.....1-0 record

.....1999, Won

Monday.....7-8 record

.....1993, Lost

.....1994, Lost

.....2000, Lost

.....2001, Won

.....2002, Lost

.....2005, Won

.....2006, Won

.....2007, Lost

.....2009, Lost

.....2010, Won

.....2013, Lost

.....2014, Lost

.....2015, Won

.....2016, Won

.....2017, Won

Tuesday.....4-2 record

.....1996, Won

.....1997, Lost

.....1998, Won

.....2003, Lost

.....2004, Won

.....2008, Won

Wednesday.....1-0 record

.....1995, Win

Thursday.....0-1 record

.....2018, Lost

Friday.....1-1 record

.....2011, Lost

.....2012, Won

Rockies on Opening Day

OPENING DAY RESULTS (14-12)

Date	Opp.	Result	Starter	W-L	IP	H	R	ER	BB	SO
April 5, 1993	at New York	L, 0-3	Nied	L	5.0	6	2	2	6	3
April 4, 1994	Philadelphia	L, 6-12	Reynoso	-	6.0	5	2	2	2	4
April 26, 1995	New York	W, 11-9 (14)	Swift	-	6.0	10	5	5	0	4
April 2, 1996	at Philadelphia	W, 5-3	Ritz	W	5.1	1	0	0	7	4
April 1, 1997	at Cincinnati	L, 4-11	Ritz	L	5.0	8	5	5	4	2
March 31, 1998	at Arizona	W, 9-2	Kile	W	7.0	4	1	1	3	4
April 4, 1999#	at San Diego	W, 8-2	Kile	W	6.2	5	2	2	4	4
April 3, 2000	at Atlanta	L, 0-2	Astacio	L	7.1	6	2	2	1	5
April 2, 2001	St. Louis	W, 8-0	Hampton	W	8.1	5	0	0	3	5
April 1, 2002	at St. Louis	L, 2-10	Hampton	L	3.2	9	6	6	3	1
April 1, 2003	at Houston	L, 4-10	Jennings	L	4.0	9	8	8	1	5
April 6, 2004	at Arizona	W, 6-2	Estes	W	7.0	2	1	1	2	3
April 4, 2005	vs. San Diego	W, 12-10	Kennedy	-	5.0	7	6	6	4	7
April 3, 2006	vs. Arizona	W, 3-2 (11)	Jennings	-	7.0	6	1	1	1	6
April 2, 2007	vs. Arizona	L, 6-8	Cook	-	6.0	9	5	5	4	4
April 1, 2008*	at St. Louis	W, 2-1	Wells	-	5.1	4	1	1	3	3
April 6, 2009	at Arizona	L, 8-9	Cook	-	2.1	7	6	6	1	2
April 5, 2010	at Milwaukee	W, 5-3	Jiménez	W	6.0	8	1	1	1	6
April 1, 2011	vs. Arizona	L, 6-7	Jiménez	-	6.0	7	6	5	1	1
April 6, 2012	at Houston	W, 5-3	Guthrie	W	7.0	4	3	3	3	1
April 1, 2013	at Milwaukee	L, 4-5 (10)	Chacin	-	6.2	3	1	1	3	6
March 31, 2014	at Miami	L, 1-10	De La Rosa	L	4.1	4	5	5	2	6
April 6, 2015	at Milwaukee	W, 10-0	Kendrick	W	7.0	7	0	0	0	6
April 4, 2016	at Arizona	W, 10-5	De La Rosa	-	4.2	8	5	5	2	8
April 3, 2017	at Milwaukee	W, 7-5	Gray	-	4.0	6	5	5	2	7
March 29, 2018	at Arizona	L, 2-8	Gray	L	4.0	6	3	3	3	4

in Monterrey, Mexico

*Rained out Mar. 31 (Francis)

HOME OPENER RESULTS (15-11)

Date	Opponent	Result	Starter	W-L	IP	H	R	ER	BB	SO
April 9, 1993	Montreal	W, 11-4	B. Smith	W	7.0	6	0	0	0	1
April 4, 1994	Philadelphia	L, 6-12	Reynoso	-	6.0	5	2	2	2	4
April 26, 1995	New York	W, 11-9 (14)	Swift	-	6.0	10	5	5	0	4
April 8, 1996	Chicago	L, 6-9	Ritz	L	7.0	11	9	9	4	4
April 7, 1997	Cincinnati	W, 13-2	Swift	W	6.0	3	2	1	2	4
April 7, 1998	St. Louis	L, 11-12	Astacio	L	5.0	5	6	6	2	7
April 12, 1999	San Diego	L, 5-8 (11)	Astacio	-	7.0	7	3	3	2	8
April 10, 2000	Cincinnati	W, 7-5	Arrojo	W	6.0	6	2	2	0	4
April 2, 2001	St. Louis	W, 8-0	Hampton	W	8.1	5	0	0	3	5
April 8, 2002	Houston	L, 4-8	Neagle	L	5.2	9	6	6	4	2
April 4, 2003	Arizona	W, 2-1	Chacon	W	7.0	2	1	1	0	8
April 12, 2004	Arizona	W, 7-4	Jennings	-	6.0	6	3	3	4	3
April 4, 2005	San Diego	W, 12-10	Kennedy	-	5.0	7	6	6	4	7
April 3, 2006	Arizona	W, 3-2 (11)	Jennings	-	7.0	6	1	1	1	6
April 2, 2007	Arizona	L, 6-8	Cook	-	6.0	9	5	5	4	4
April 4, 2008	Arizona	L, 1-8	Redman	L	5.2	9	5	4	3	4
April 10, 2009	Philadelphia	W, 10-3	Marquis	W	7.0	5	2	2	2	2
April 9, 2010	San Diego	W, 7-0	De La Rosa	W	7.0	1	0	0	1	9
April 1, 2011	Arizona	L, 6-7	Jiménez	-	6.0	7	6	5	1	1
April 9, 2012	San Francisco	L, 0-7	Chacin	L	4.0	4	4	4	5	3
April 5, 2013	San Diego	W, 5-2	Francis	W	6.0	5	1	1	1	5
April 4, 2014	Arizona	W, 12-2	Nicasio	W	7.0	4	1	1	1	6
April 10, 2015	Chicago-NL	W, 5-1	Matzek	-	4.0	4	1	1	3	4
April 8, 2016	San Diego	L, 6-13	Lyles	L	3.1	7	5	5	3	4
April 7, 2017	Los Angeles-NL	W, 2-1	Freeland*	W	6.0	4	1	1	2	6
April 6, 2018	Atlanta	L, 3-8	Márquez	L	4.2	7	7	7	6	2

*Major League debut

(Rockies on Opening Day, continued)

OPENING DAY LINEUPS

1993

April 5 at New York

Table with 2 columns: Player Name, Position. Includes Eric Young (2B), Alex Cole (CF), Dante Bichette (RF), Andres Galarraga (1B), Jerald Clark (LF), Charlie Hayes (3B), Joe Girardi (C), Freddie Benavides (SS), David Nied (P).

1994

April 4 vs. Philadelphia

Table with 2 columns: Player Name, Position. Includes Walt Weiss (SS), Howard Johnson (LF), Dante Bichette (RF), Andres Galarraga (1B), Charlie Hayes (3B), Ellis Burks (CF), Joe Girardi (C), Roberto Mejia (2B), Armando Reynoso (P).

1995

April 26 vs. New York

Table with 2 columns: Player Name, Position. Includes Walt Weiss (SS), Joe Girardi (C), Larry Walker (RF), Andres Galarraga (1B), Dante Bichette (LF), Mike Kingery (CF), Vinny Castilla (3B), Roberto Mejia (2B), Bill Swift (P).

1996

April 2 at Philadelphia

Table with 2 columns: Player Name, Position. Includes Walt Weiss (SS), Ellis Burks (LF), Dante Bichette (RF), Larry Walker (CF), Andres Galarraga (1B), Vinny Castilla (3B), Jason Bates (2B), Jorge Brito (C), Kevin Ritz (P).

April 1 at Cincinnati

Table with 2 columns: Player Name, Position. Includes Eric Young (2B), Ellis Burks (CF), Dante Bichette (LF), Larry Walker (RF), Andres Galarraga (1B), Vinny Castilla (3B), Kirt Manwaring (C), Walt Weiss (SS), Kevin Ritz (P).

1998

March 31 at Arizona

Table with 2 columns: Player Name, Position. Includes Mike Lansing (2B), Ellis Burks (CF), Larry Walker (RF), Dante Bichette (LF), Vinny Castilla (3B), Todd Helton (1B), Neifi Perez (SS), Kirt Manwaring (C), Darryl Kile (P).

April 4 vs. San Diego (in Mexico)

Table with 2 columns: Player Name, Position. Includes Darryl Hamilton (CF), Neifi Perez (SS), Lenny Harris (RF), Dante Bichette (LF), Vinny Castilla (3B), Todd Helton (1B), Mike Lansing (2B), Kirt Manwaring (C), Darryl Kile (P).

2000

April 3 at Atlanta

Table with 2 columns: Player Name, Position. Includes Tom Goodwin (CF), Mike Lansing (2B), Larry Walker (RF), Jeff Cirillo (3B), Todd Helton (1B), Jeffrey Hammonds (LF), Neifi Perez (SS), Brent Mayne (C), Pedro Astacio (P).

2001

April 2 vs. St. Louis

Table with 2 columns: Player Name, Position. Includes Juan Pierre (CF), Todd Walker (2B), Larry Walker (RF), Todd Helton (1B), Jeff Cirillo (3B), Todd Hollandsworth (LF), Neifi Perez (SS), Brent Mayne (C), Mike Hampton (P).

2002

April 1 at St. Louis

Table with 2 columns: Player Name, Position. Includes Juan Pierre (CF), Juan Uribe (SS), Larry Walker (RF), Todd Helton (1B), Todd Zeile (3B), Todd Hollandsworth (LF), Jose Ortiz (2B), Gary Bennett (C), Mike Hampton (P).

2003

April 1 at Houston

Table with 2 columns: Player Name, Position. Includes Ronnie Belliard (2B), Jay Payton (LF), Todd Helton (1B), Larry Walker (RF), Preston Wilson (CF), Jose Hernandez (SS), Charles Johnson (C), Chris Stynes (3B), Jason Jennings (P).

2004

April 6 at Arizona

Table with 2 columns: Player Name, Position. Includes Luis González (2B), Royce Clayton (SS), Todd Helton (1B), Preston Wilson (CF), Vinny Castilla (3B), Kit Pellow (LF), Jeremy Burnitz (RF), Charles Johnson (C), Shawn Estes (P).

2005

April 4 vs. San Diego

Table with 2 columns: Player Name, Position. Includes Aaron Miles (2B), Clint Barmes (SS), Todd Helton (1B), Preston Wilson (CF), Matt Holliday (RF), Dustin Mohr (LF), Jeff Baker (3B), J.D. Closser (C), Joe Kennedy (P).

2006

April 3 vs. Arizona

Table with 2 columns: Player Name, Position. Includes Cory Sullivan (CF), Clint Barmes (SS), Todd Helton (1B), Matt Holliday (LF), Garrett Atkins (3B), Brad Hawpe (RF), Luis González (2B), Danny Ardoin (C), Jason Jennings (P).

2007

April 2 vs. Arizona

Table with 2 columns: Player Name, Position. Includes Willy Taveras (CF), Kazuo Matsui (2B), Garrett Atkins (3B), Todd Helton (1B), Matt Holliday (LF), Brad Hawpe (RF), Troy Tulowitzki (SS), Chris Iannetta (C), Aaron Cook (P).

2008

April 1 at St. Louis

Table with 2 columns: Player Name, Position. Includes Willy Taveras (CF), Troy Tulowitzki (SS), Todd Helton (1B), Matt Holliday (LF), Garrett Atkins (3B), Brad Hawpe (RF), Yorvit Torrealba (C), Jayson Nix (2B), Kip Wells (P).

2009

April 6 at Arizona

Table with 2 columns: Player Name, Position. Includes Ryan Spilborghs (CF), Seth Smith (LF), Todd Helton (1B), Garrett Atkins (3B), Brad Hawpe (RF), Ian Stewart (2B), Troy Tulowitzki (SS), Chris Iannetta (C), Aaron Cook (P).

2010

April 5 at Milwaukee

Table with 2 columns: Player Name, Position. Includes Carlos González (CF), Seth Smith (LF), Todd Helton (1B), Troy Tulowitzki (SS), Brad Hawpe (RF), Chris Iannetta (C), Ian Stewart (3B), Clint Barmes (2B), Ubaldo Jiménez (P).

2011

April 1 vs. Arizona

Table with 2 columns: Player Name, Position. Includes Dexter Fowler (CF), Seth Smith (RF), Carlos González (LF), Troy Tulowitzki (SS), Todd Helton (1B), Ty Wigginton (3B), Jose Lopez (C), Chris Iannetta (C), Ubaldo Jiménez (P).

2012

April 6 at Houston

Table with 2 columns: Player Name, Position. Includes Marco Scutaro (2B), Dexter Fowler (CF), Carlos González (LF), Troy Tulowitzki (SS), Todd Helton (1B), Michael Cuddyer (RF), Ramon Hernandez (C), Chris Nelson (3B), Jeremy Guthrie (P).

2013

April 1 at Milwaukee

Table with 2 columns: Player Name, Position. Includes Dexter Fowler (CF), Josh Rutledge (2B), Carlos González (LF), Troy Tulowitzki (SS), Michael Cuddyer (RF), Todd Helton (1B), Wilin Rosario (C), Chris Nelson (3B), Jhoulys Chacin (RHP).

2014

March 31 at Miami

Table with 2 columns: Player Name, Position. Includes Charlie Blackmon (CF), Michael Cuddyer (RF), Carlos González (LF), Troy Tulowitzki (SS), Justin Morneau (1B), Wilin Rosario (C), Nolan Arenado (3B), DJ LeMahieu (2B), Jorge De La Rosa (P).

2015

April 6 at Milwaukee

Table with 2 columns: Player Name, Position. Includes Charlie Blackmon (CF), Carlos González (RF), Troy Tulowitzki (SS), Justin Morneau (1B), Nolan Arenado (3B), Cory Dickerson (LF), Nick Hundley (C), DJ LeMahieu (2B), Kyle Kendrick (RHP).

2016

April 5 at Arizona

Table with 2 columns: Player Name, Position. Includes Charlie Blackmon (CF), Trevor Story (SS), Carlos González (RF), Nolan Arenado (3B), Gerardo Parra (LF), Mark Reynolds (1B), Nick Hundley (C), DJ LeMahieu (2B), Jorge De La Rosa (P).

2017

April 3 at Milwaukee

Table with 2 columns: Player Name, Position. Includes Charlie Blackmon (CF), DJ LeMahieu (2B), Carlos González (RF), Nolan Arenado (3B), Trevor Story (SS), Gerardo Parra (LF), Mark Reynolds (1B), Tony Wolters (C), Jon Gray (P).

2018

March 29 at Arizona

Table with 2 columns: Player Name, Position. Includes Charlie Blackmon (CF), DJ LeMahieu (2B), Nolan Arenado (3B), Trevor Story (SS), Carlos González (RF), Ian Desmond (1B), Gerardo Parra (LF), Chris Iannetta (C), Jon Gray (P).

Record Book

Rockies on Special Occasions

ROCKIES ON HOME FIREWORKS NIGHTS (40-23)

Date	Opponent	Result	Attendance
July 3, 1993	Chicago	W, 5-4	63,826
July 14, 1994	St. Louis	W, 8-1	63,745
July 4, 1995	Houston	L, 8-16	48,078
July 11, 1996	San Diego	W, 8-5 (10)	45,703
July 10, 1997	San Diego	L, 5-11	45,833
June 24, 1998	Houston	W, 8-6	48,150
July 3, 1999 (D)	San Diego	W, 12-10	38,375
July 3, 1999 (N)	San Diego	W, 8-6	48,750
July 13, 2000	Cincinnati	L, 6-15	48,735
Sept. 22, 2000	Florida	L, 4-8	45,529
July 6, 2001	Anaheim	L, 5-6	48,576
Sept. 28, 2001	Milwaukee	W, 6-5	44,109
July 3, 2002	San Francisco	W, 14-4	48,504
July 5, 2002	San Diego	W, 9-6	48,540
Sept. 20, 2002	Arizona	W, 9-4	37,842
July 2, 2003	Arizona	W, 6-2	47,032
July 3, 2003	Arizona	L, 4-8	48,560
Sept. 19, 2003	San Diego	W, 6-5	31,976
July 2, 2004	Detroit	W, 9-8 (10)	47,585
July 3, 2004	Detroit	W, 11-6	48,131
Sept. 24, 2004	St. Louis	L, 4-5	45,053
May 30, 2005	St. Louis	L, 4-5	34,239
July 4, 2005	Los Angeles-NL	L, 3-4 (11)	48,538
Sept. 23, 2005	San Francisco	L, 6-7	35,265
July 3, 2006	San Francisco	L, 6-9	48,364
July 4, 2006	San Francisco	W, 6-1	48,078
Sept. 22, 2006	Atlanta	W, 6-4	33,260
July 3, 2007	New York-NL	W, 11-3	48,040
July 4, 2007	New York-NL	W, 17-7	48,123
Sept. 28, 2007	Arizona	L, 2-4	48,190
July 3, 2008	Florida	W, 6-5 (11)	48,084
July 4, 2008	Florida	W, 18-17	48,691
Sept. 19, 2008	Arizona	W, 3-2	43,137
July 3, 2009	Arizona	W, 5-0	49,026
July 4, 2009	Arizona	L, 7-11	49,096
Sept. 25, 2009	St. Louis	W, 2-1	48,847
July 2, 2010	San Francisco	W, 6-3	48,127
July 3, 2010	San Francisco	L, 8-11	49,271
Sept. 24, 2010	San Francisco	L, 1-2	49,071
July 1, 2011	Kansas City	W, 9-0	48,282
July 2, 2011	Kansas City	W, 9-6	49,277
Sept. 16, 2011	San Francisco	L, 1-9	47,302
June 29, 2012	San Diego	W, 10-2	42,785
June 30, 2012	San Diego	L, 8-4	48,169
Sept. 21, 2012	Arizona	L, 15-5	42,359
July 3, 2013	Los Angeles-NL	L, 10-8	48,628
July 4, 2013	Los Angeles-NL	W, 9-5	48,794
Sept. 20, 2013	Arizona	W, 9-4	38,247
July 3, 2014	Los Angeles-NL	L, 2-3	48,533
July 4, 2014	Los Angeles-NL	L, 0-9	48,815
Sept. 19, 2014	Arizona	W, 8-3	29,036
May 23, 2015	San Francisco	W, 10-5	30,189
July 10, 2015	Atlanta	W, 5-3	48,254
Sept. 25, 2015	Los Angeles-NL	W, 7-4	38,485
July 8, 2016	Philadelphia	L, 3-5	42,335
July 9, 2016	Philadelphia	W, 8-3	48,105
Sept. 30, 2016	Milwaukee	W, 4-1	41,068
July 3, 2017	Cincinnati	W, 5-3	49,131
July 4, 2017	Cincinnati	L, 1-8	48,338
Sept. 29, 2017	Los Angeles-NL	W, 9-1	48,395
July 3, 2018	San Francisco	W, 8-1	48,072
July 4, 2018	San Francisco	W, 1-0	48,158
Sept. 28, 2018	Washington	W, 5-2	48,089

(Rockies on Special Occasions, continued)**ROCKIES ON JULY 4 (10-17)**

Date	Opponent	Result	Winner	Loser	Attendance
July 4, 1993	CHICAGO-NL	W, 3-1	Parrett	Morgan	59,259
July 4, 1994	at Chicago-NL (1)	L, 3-4	Bautista	Ruffin	-
July 4, 1994	at Chicago-NL (2)	W, 4-2	Walton	Myers	37,167
July 4, 1995	HOUSTON	L, 8-16	Hampton	Olivares	48,078
July 4, 1996	at Los Angeles	L, 4-9	Valdez	Freeman	54,331
July 4, 1997	at San Francisco	L, 0-4	Estes	Wright	41,566
July 4, 1998	at San Diego	L, 1-9	Langston	Jones	61,148
July 4, 1999	SAN DIEGO	L, 0-11	Ashby	Bohanon	38,059
July 4, 2000	at San Francisco (1)	L, 1-4	Hernandez	Yoshii	-
July 4, 2000	at San Francisco (2)	L, 0-3	Gardner	Karl	40,930
July 4, 2001	at San Diego	L, 3-8	Hitchcock	Suzuki	34,188
July 4, 2003	at Milwaukee	W, 8-6	Reed	Estrella	21,144
July 4, 2004	DETROIT	W, 10-8	Bernero	Knotts	26,944
July 4, 2005	LOS ANGELES-NL	L, 3-4	Carrara	Witasick	48,538
July 4, 2006	SAN FRANCISCO	W, 6-1	Francis	Schmidt	48,078
July 4, 2007	NEW YORK-NL	W, 17-7	Fogg	Hernandez	48,123
July 4, 2008	FLORIDA	W, 18-17	Buchholz	Gregg	48,691
July 4, 2009	ARIZONA	L, 7-11	Schoeneweis	Peralta	49,096
July 4, 2010	SAN FRANCISCO	W, 4-3 (15)	Reed	Flores	35,274
July 4, 2011	at Atlanta	L, 1-4	Hanson	Jiménez	36,137
July 4, 2012	at St. Louis	L, 1-4	Wainwright	Guthrie	42,338
July 4, 2013	LOS ANGELES-NL	W, 9-5	Chacin	Capuano	48,794
July 4, 2014	LOS ANGELES-NL	L, 0-9	Kershaw	Jurrjens	48,815
July 4, 2015	at Arizona	L, 3-7	Corbin	Hale	42,113
July 4, 2016	at San Francisco	L, 1-3	Peavy	Anderson	41,874
July 4, 2017	CINCINNATI	L, 1-8	Bailey	Freeland	48,338
July 4, 2018	SAN FRANCISCO	W, 1-0	Anderson	Suárez	48,158

ROCKIES ON MEMORIAL DAY (15-12)

Date	Opponent	Result	Winner	Loser	Attendance
May 31, 1993	PITTSBURGH	W, 6-2	Reynosos	Wakefield	47,665
May 30, 1994	at New York	W, 12-2	Ritz	Gozzo	20,705
May 29, 1995	at St. Louis	L, 5-6 (11)	Bailey	Habyan	26,962
May 27, 1996	at St. Louis	W, 5-2	Ritz	Stottlemeyer	38,043
May 26, 1997	ST. LOUIS	W, 9-7	Dejean	Petkovsek	48,043
May 25, 1998	at St. Louis	W, 6-1	Thomson	Busby	42,038
May 31, 1999	at Atlanta	L, 1-3	Millwood	Astacio	34,136
May 29, 2000	HOUSTON	W, 8-7	White	Cabrera	41,231
May 28, 2001	at Los Angeles	L, 10-11 (11)	Herges	Villone	27,812
May 27, 2002	at San Diego	L, 5-8	Lawrence	Hampton	15,666
May 26, 2003	SAN FRANCISCO	W, 12-7	Fuentes	Nathan	28,340
May 31, 2004	at San Diego	W, 7-1	Jennings	Eaton	38,355
May 30, 2005	ST. LOUIS	L, 4-5	Marquis	Witasick	34,239
May 29, 2006	at San Diego	W, 5-0	Jennings	Thompson	27,904
May 28, 2007	ST. LOUIS	W, 6-2	Francis	Wells	31,575
May 26, 2008	at Philadelphia	L, 5-20	Moyer	De La Rosa	44,764
May 25, 2009	LOS ANGELES-NL	L, 6-16	Ohman	De La Rosa	37,024
May 31, 2010	at San Francisco	W, 4-0	Jiménez	Lincecum	42,645
May 30, 2011	at Los Angeles-NL	L, 1-7	Billingsley	Hammel	36,962
May 28, 2012	HOUSTON (1)	W, 9-7	Belisle	Rodriguez	34,546
May 28, 2012	HOUSTON (2)	W, 7-6 (10)	Roenicke	Myers	35,786
May 27, 2013	at Houston	L, 3-2 (12)	Clemens	Lopez	16,044
May 26, 2014	at Philadelphia	L, 0-9	Kendrick	Chacin	27,289
May 25, 2015	at Cincinnati	W, 5-4	Betancourt	Chapman	20,516
May 30, 2016	CINCINNATI	L, 8-11	Straily	Bettis	30,608
May 29, 2017	SEATTLE	L, 5-6	Gaviglio	Chatwood	40,298
May 28, 2018	SAN FRANCISCO	W, 6-5 (10)	Shaw	Suárez	32,409

ROCKIES ON LABOR DAY (16-6)

Date	Opponent	Result	Winner	Loser	Attendance
Sept. 6, 1993	at Montreal	L, 3-4	Scott	Reed	40,066
Sept. 4, 1995	at Chicago-NL	L, 0-2	Castillo	Rekar	31,601
Sept. 2, 1996	at Pittsburgh	W, 8-3	Ritz	Loaiza	9,513
Sept. 1, 1997	at Anaheim	W, 4-1	Thomson	Watson	19,614
Sept. 7, 1998	FLORIDA	W, 15-10	Leskanic	Ludwick	41,094
Sept. 6, 1999	at Montreal	W, 5-3	Astacio	Thurman	7,698
Sept. 4, 2000	CHICAGO-NL	W, 6-2	Rose	Lieber	40,277
Sept. 3, 2001	at San Francisco	W, 4-1	Jennings	Rueter	41,528
Sept. 2, 2002	at San Diego	W, 5-2	Jennings	B. Jones	31,857
Sept. 4, 2006	at San Diego	L, 5-7	Seanez	Fuentes	35,722
Sept. 3, 2007	SAN FRANCISCO	W, 7-4	Francis	Cain	30,168
Sept. 1, 2008	SAN FRANCISCO	W, 4-0	De La Rosa	Sanchez	31,388
Sept. 7, 2009	CINCINNATI	W, 4-3	Betancourt	Fisher	40,357
Sept. 6, 2010	CINCINNATI	W, 10-5	Jiménez	Bray	40,237
Sept. 5, 2011	ARIZONA	L, 7-10	Miley	Rogers	40,342
Sept. 3, 2012	at Atlanta	L, 1-6	Medlen	Chatwood	24,848
Sept. 2, 2013	LOS ANGELES	L, 10-8	Kershaw	Manship	36,822
Sept. 1, 2014	SAN FRANCISCO	W, 10-9	Hawkins	Romo	33,711
Sept. 7, 2015	at San Diego	W, 6-4	Kenrick	Kennedy	24,585
Sept. 5, 2016	SAN FRANCISCO	W, 6-0	Bettis	Moore	26,574
Sept. 4, 2017	SAN FRANCISCO	W, 4-3	Holland	Okert	28,300
Sept. 3, 2018	SAN FRANCISCO	W, 9-8	Oh	Watson	43,256

(Rockies on Special Occasions, continued)

ROCKIES ON MOTHER'S DAY (10-16)

Date	Opponent	Result	Winner	Loser	Attendance
May 9, 1993	ATLANTA	L, 7-12	McMichael	S. Reed	70,797
May 8, 1994	at San Diego	W, 1-0	Nied	Ge. Harris	14,328
May 14, 1995	at Florida	W, 6-3	Ritz	Rapp	20,490
May 12, 1996	at Florida	L, 5-7	Nen	Leskanic	21,058
May 11, 1997	at Philadelphia	L, 1-3	Schilling	Thomson	21,282
May 10, 1998	at Montreal	W, 5-3	Kile	Kline	10,041
May 9, 1999	PHILADELPHIA	L, 8-10	Ryan	Veres	40,251
May 14, 2000	SAN FRANCISCO	W, 11-7	G. White	Hernandez	44,577
May 13, 2001	MONTREAL	L, 10-14	Lloyd	Astacio	42,235
May 12, 2002	at New York-NL	W, 4-3 (13)	R. White	K. Davis	33,578
May 11, 2003	at Florida	L, 2-7	Pavano	Cook	9,205
May 9, 2004	at Chicago-NL	L, 4-5 (13)	Rusch	Fassero	39,155
May 8, 2005	at Florida	W, 8-3	Francis	Leiter	17,538
May 14, 2006	at Houston	L, 0-3	Pettitte	Francis	37,614
May 13, 2007	SAN FRANCISCO	L, 2-15	Cain	Buchholz	24,243
May 11, 2008	at San Diego	L, 1-6	Young	Reynolds	28,624
May 10, 2009	FLORIDA	W, 3-2	Cook	Volstad	30,197
May 9, 2010	at Los Angeles-NL	L, 0-2	Jiménez	Kershaw	40,718
May 15, 2011	SAN DIEGO	L, 2-8	Latos	Hammel	38,109
May 13, 2012	at Los Angeles-NL	L, 5-11	Lilly	White	49,124
May 12, 2013	at St. Louis	W, 8-2	De La Rosa	Garcia	40,881
Mat 11, 2014	at Cincinnati	L, 1-4	Bailey	Nicasio	33,143
May 10, 2015	LOS ANGELES-NL	L 5-9	Kershaw	Oberg	30,710
May 8, 2016	at San Francisco	W 2-0	Butler	Samardzija	41,593
May 14, 2017	LOS ANGELES-NL	W, 9-6	Senzatela	Urias	41,051
May 13, 2018	MILWAUKEE	L, 3-7	Peralta	Gray	40,453

ROCKIES ON FATHER'S DAY (13-13)

Date	Opponent	Result	Winner	Loser	Attendance
June 20, 1993	SAN DIEGO	W, 3-1	Reed	Mason	63,661
June 19, 1994	at Los Angeles-NL	L, 3-7	Astacio	Ritz	51,015
June 18, 1995	ATLANTA	L, 4-9	Mercker	Freeman	48,032
June 16, 1996	PHILADELPHIA	W, 11-3	Ritz	B. Muñoz	48,041
June 15, 1997	at Oakland	L, 2-5	Prieto	Ritz	24,333
June 21, 1998	LOS ANGELES-NL	W, 11-6	B. Jones	Park	48,186
June 20, 1999	FLORIDA	W, 8-7	Bohanon	Dempster	47,070
June 18, 2000	ARIZONA	W, 19-2	Yoshii	Reynoso	48,117
June 17, 2001	at Cincinnati	W, 4-3	Bohanon	Dessens	25,947
June 16, 2002	CLEVELAND	L, 4-5	Colon	Neagle	40,794
June 15, 2003	at Detroit	W, 5-4	Jennings	Knotts	19,323
June 20, 2004	BALTIMORE	L, 2-4	B. Ryan	Chacon	40,532
June 19, 2005	at Baltimore	L, 2-4	H. Penn	Francis	45,945
June 18, 2006	at St. Louis	L, 1-4	Carpenter	Fogg	45,657
June 17, 2007	TAMPA BAY	L, 4-7	Kazmir	Cook	31,190
June 15, 2008	at Chicago-AL	W, 5-3	Cook	Contreras	32,044
June 21, 2009	PITTSBURGH	W, 5-4	De La Rosa	Maholm	44,131
June 20, 2010	MILWAUKEE	L, 1-6	Hoffman	Corpas	46,511
June 19, 2011	DETROIT	L, 1-9	Verlander	Cook	49,015
June 17, 2012	at Detroit	L, 0-5	Scherzer	Guthrie	40,619
June 16, 2013	PHILADELPHIA	W, 5-2	Chacin	Hamel	45,186
June 15, 2014	at San Francisco	W, 8-7	Belisle	Gutierrez	41,824
June 21, 2015	MILWAUKEE	W, 10-4	Rusin	Garza	41,487
June 19, 2016	at Miami	L, 0-3	Koehler	Anderson	24,993
June 18, 2017	SAN FRANCISCO	W, 7-5	Estévez	Melancon	48,341
June 17, 2018	at Texas	L, 12-13	Chávez	Davis	25,513

ROCKIES AND THE WEATHER

HOTTEST HOME GAMES

Game Temp (F)	Denver High	Day or Night	Game Date	Opponent
100	105	N	June 25, 2012	Washington
97	98	N	July 5, 2017	Cincinnati
97	98	D	June 7, 2006	Pittsburgh
97	99	D	July 29, 2005	Philadelphia
97	100	D	July 13, 2003	Los Angeles-NL
97	99	N	July 1, 2002	San Francisco
97	104	D	June 26, 1994	San Francisco
96	98	N	July 19, 2008	Pittsburgh

COLDEST HOME GAMES

Game Temp (F)	Denver Low	Day or Night	Game Date	Opponent
23	6	D	April 23, 2013 (GM 1)	Atlanta
27	21	D	April 6, 2018	Atlanta
28	10	D	April 18, 2013	New York-NL
28	7	D	April 12, 1997	Montreal
30	6	D	April 23, 2013 (GM 2)	Atlanta
35	21	D	April 15, 1999	San Diego
35	23	N	Oct. 11, 2009 (GM 3)	Philadelphia
37	32	N	April 24, 2018	San Diego
37	32	N	April 21, 2004	Los Angeles-NL
37	23	D	April 12, 2004	Arizona
37	28	D	Sept. 24, 2000	Florida

The Last Time it Happened...

10 or more consecutive wins.....	Sept. 3-10, 2010 (10)
10 or more consecutive losses	April 28-May 13, 2015 (11)
13 consecutive losses	July 25-Aug. 6, 1993
Tie.....	None
Suspended game	May 22-Sept. 1, 2014 vs. San Francisco (4-2 loss, 9.0 innings)
Rain-shortened completed game in Denver	May 8, 2015 vs. Los Angeles-NL (2-1 loss, 5.1 innings)
Rain-shortened completed game on the road.....	Aug. 26, 2012 at Chicago-NL (5-0 loss, 8.0 innings)
1-0 win	July 4, 2018 vs. San Francisco
1-0 win at home	July 4, 2018 vs. San Francisco
1-0 loss.....	June 27, 2018 at San Francisco
1-0 loss at home.....	Aug. 1, 2006 vs. Milwaukee
Doubleheader sweep.....	Aug. 17, 2014 vs. Cincinnati (10-9 and 10-5 wins)
Doubleheader sweep by an opponent	Sept. 1, 2015 vs. Arizona (6-4 and 5-3 losses)
Doubleheader sweep by an opponent on the road	Sept. 9, 2012 at Philadelphia (3-2 and 7-4 losses)
Doubleheader shutouts	None
Scheduled doubleheader at home	May 28, 2012 vs. Houston (split doubleheader)
Four-game sweep at home	Sept. 24-27, 2018 vs. Philadelphia
Four-game sweep on the road.....	Aug. 16-19, 2018 at Atlanta
Four-game sweep by an opponent at home	Sept. 21-24, 2015 vs. Pittsburgh
Four-game sweep by an opponent on the road	Sept. 22-25, 2016 at Los Angeles-NL
Shutout win in extra innings	Sept. 14, 2008 vs. Los Angeles-NL, 1-0 in 10 innings
Shutout win in extra innings on the road	Sept. 20, 1998 at San Diego, 1-0 in 11 innings
Shutout loss in extra innings.....	April 30, 2017 at Arizona, 2-0 in 13 innings
Shutout loss in extra innings at home	None
Opening Day shutout loss.....	April 3, 2000 at Atlanta, 2-0
Two straight shutout wins	June 19-20, 2006 vs. Oakland (7-0, 6-0)
Two straight shutout wins on the road	April 18-19, 2001 at San Diego (8-0, 4-0)
Two straight shutout losses	Sept. 14-15, 2018 at San Francisco
Two straight shutout losses at home.....	None
20 or more hits.....	July 19, 2017 vs. San Diego (21)
25 hits	Sept. 25, 2011 at Houston
Allowed 20 or more hits	June 21, 2017 vs. Arizona (20)
Allowed 25 or more hits	May 19, 1999 vs. Cincinnati (28)
Nine or more doubles	July 2, 1993 vs. Chicago-NL (nine)
Eight or more doubles	May 29, 2018 vs. San Francisco (eight)
Seven or more doubles.....	Sept. 11, 2018 vs. Arizona (seven)
Four or more triples.....	April 13, 2016 vs. San Francisco
Two triples in an inning.....	Carlos González and Charlie Blackmon, April 13, 2016 vs. San Francisco (1st inning)
Three triples in an inning.....	Jay Payton, Carlos González, Melvin Mora, Sept. 25, 2010 vs. San Francisco (5th inning)
Back-to-back triples.....	Jay Payton and Carlos González, Sept. 25, 2010 vs. San Francisco (5th inning)
Five home runs in a game.....	Sept. 30, 2018 vs. Washington
Six home runs in a game.....	June 5, 2013 at Cincinnati
Seven home runs in a game	May 31, 2016 vs. Cincinnati
Five home runs allowed in a game	Aug. 15, 2018 at Houston
Six home runs allowed in a game	April 23, 2014 vs. San Francisco
Seven home runs allowed in a game.....	July 2, 2002 vs. San Francisco
Three home runs in a game, home, player.....	Trevor Story, Sept. 5, 2018 vs. San Francisco (Andrew Suárez)
Three home runs in a game, away, player.....	Charlie Blackmon, Aug. 12, 2016 at Philadelphia (Jake Thompson, Edubray Ramos, David Hernandez)
Three home runs in an inning, team	Sept. 26, 2018 vs. David Dahl, Trevor Story, Ian Desmond
Four home runs in an inning.....	June 6, 1999 vs. Milwaukee (7th inning) Henry Blanco, ezez, Dante Bichette, Angel Echevarria

(The Last Time it Happened, continued)

Three consecutive home runs.....	May 19, 2018 vs. New York-NL (3rd inning) Nolan Arenado, Trevor Story, Ian Desmond
Three consecutive home runs allowed	Sept. 10, 2011 vs. Cincinnati (5th inning) Chris Heisey, Joey Votto, Jay Bruce
12 total bases in a game.....	Trevor Story, Sept. 5, 2018 vs. San Francisco
13 total bases in a game.....	Carlos González, May 30, 2012 vs. Houston
14 total bases in a game.....	Nolan Arenado, July 19, 2017 vs. San Diego
Two grand slams allowed in a game.....	April 28, 1996 vs. Montreal Expos
10 or more runs scored in an inning, home.....	July 26, 2015 vs. Cincinnati (10, 3rd inning)
10 or more runs scored in an inning, away.....	May 5, 2016 at San Francisco (13, 5th inning)
15 plate appearances in an inning, home.....	April 27, 2012 vs. New York Mets (5th inning)
15 plate appearances in an inning, away.....	May 5, 2016 at San Francisco (17, 5th inning)
18 plate appearances in an inning, home.....	July 30, 2010 vs. Chicago Cubs (8th inning)
10 or more hits in an inning, home	Aug. 25, 2018 vs. St. Louis (10, 8th inning)
10 or more hits in an inning, away.....	May 5, 2016 at San Francisco (10, 5th inning)
10 or more runs allowed in an inning.....	June 21, 2017 vs. Arizona (10, 4th inning)
12 or more runs allowed in an inning.....	Sept. 12, 2004 vs. San Diego (12, 9th inning)
Triple play turned	Sept. 1, 2015 (Game 1) vs. Arizona (Paul Goldschmidt) Jose Reyes to DJ LeMahieu to Ben Paulsen (9th inning)
Triple play by opponent	Sept. 12, 2007 at Philadelphia (Matt Holliday) Greg Dobbs to Chase Utley (1st inning)
Gr..... e or more double plays.....	May 17, 2014 vs. San Diego (5)
Opponents gr..... e or more double plays	June 21, 2018 vs. New York-NL (5)
Opponents grounded into six or more double plays.....	June 5, 1997 vs. San Diego (6, 11 innings)
Five steals in a game.....	May 30, 2013 vs. Houston
Six steals in a game	Aug. 25, 2006 vs. San Diego
Seven steals in a game.....	June 7, 2000 at Seattle
Eight steals in a game.....	April 27, 2009 vs. San Diego
10 steals in game	June 30, 1996 vs. Los Angeles-NL
Three or more steals in an inning.....	Sept. 3, 2018 vs. San Francisco (3, 7th inning)
Four or more steals in an inning.....	April 21, 2012 at Milwaukee (4, 6th inning)
Steal by a pitcher	Mike Hampton, July 22, 2002 at Arizona (3rd inning)
Steal by a pitcher, opponent.....	Zack Greinke, June 23, 2016 vs. Arizona (4th inning)
Complete-game shutout.....	Tyler Chatwood, April 15, 2017 at San Francisco (5-0 win)
Complete-game in loss	Jorge De La Rosa, Sept. 16, 2015 at Los Angeles Dodgers (2-0)
No-hitter	Ubaldo Jiménez, April 17, 2010 at Atlanta (4-0 win)
One-hitter.....	Never
Combined 1-hitter	July 25, 2018 vs. Houston (Jon Gray, Adam Ottavino, Wade Davis)
Two-hitter, home	Sept. 5, 2016 vs. San Francisco (Chad Bettis, 6-0 win)
Two-hitter, road	April 15, 2017 at San Francisco (Tyler Chatwood, 5-0 win)
Complete-game shutout by opponent.....	Sept. 14, 2018 at San Francisco (Chris Stratton, 2-0)
No-hitter by opponent.....	June 18, 2014 at Los Angeles-NL (Clayton Kershaw, 8-0)
One-hit complete game by opponent	Aug. 26, 2014 at San Francisco (Madison Bumgarner, 3-0 loss)
Combined one-hitter by opponent.....	May 15, 2018 at San Diego (4-0 loss) Jordan Lyles, Kirby Yates, Brad Hand
Two-hitter by opponent.....	Sept. 14, 2018 at San Francisco (Chris Stratton, 2-0 loss)
Combined two-hitter by opponent.....	June 27, 2018 at San Francisco (1-0 loss) Madison Bumgarner, Will Smith, Reyes Moronta
Two straight complete games.....	June 30-July 1, 2009 (Jason Marquis, 3-0 win and Jason Hammel, 1-0 loss)
Two straight complete-game wins.....	Aug. 5-6, 1998 (Jamey Wright, 6-2, and John Thomson, 5-1)
Two straight complete games by opponent	May 10, 2013 at St. Louis (Shelby Miller, 3-0, and Adam Wainwright, 3-0)

(The Last Time it Happened, continued)

Two straight complete-game shutouts by opponent.....	May 10, 2013 at St. Louis (Shelby Miller, 3-0) May 11, 2013 at St. Louis (Adam Wainwright, 3-0)
Three blown saves in a game.....	May 20, 2011 at Milwaukee (14 innings, Rafael Betancourt, Huston Street, Felipe Paulino)
Four strikeouts in an inning	German Márquez, Oct. 1, 2018 at Los Angeles-NL (4th inning)
Four strikeouts in an inning, opponent.....	Jake Thompson, Aug. 12, 2016 at Philadelphia (2nd inning)
Three errors in an inning.....	Sept. 1, 2017 vs. Arizona (7th inning)
Five errors in a game.....	Sept. 9, 2012 at Philadelphia (Game 2)
Six errors in a game.....	June 4, 1996 at Houston
Inside the park home run.....	Charlie Blackmon, July 16, 2017 at New York-NL (Chasen Bradford, 7th inning)
Inside the park home run, opponent.....	Brandon Nimmo, June 18, 2018 vs. New York-NL (Tyler Anderson, 1st inning)
Switch-hit home runs in a game.....	Dexter Fowler, Sept. 5, 2011 vs. Arizona (Wade Miley and Micah Owings)
Switch-hit home runs in a game, opponent.....	Pablo Sandoval, Sept. 20, 2012 at San Francisco (Jorge De La Rosa and Edgmer Escalona)
Pinch-hit grand slam.....	Raimel Tapia, July 20, 2018 at Arizona (Archie Bradley)
Pinch-hit grand slam, opponent.....	Fernando Tatis, July 27, 2009 at New York-NL (Franklin Morales)
Pinch-hit appearance by a pitcher.....	Tyler Anderson, April 11, 2018 vs. San Diego (strikeout)
Pinch-hit by a pitcher.....	Jhoulys Chacin, May 22, 2014 vs. San Francisco (single off David Huff)
Pinch-hit walk by a pitcher.....	Jhoulys Chacin, June 13, 2013 vs. Washington (Craig Stammen)
Home run in a 1-0 win.....	Chris Iannetta, July 4, 2018 vs. San Francisco (Andrew Susac)
Home run in a 1-0 loss	Brandon Crawford, June 27, 2018 at San Francisco (Harrison Musgrave)
Two home runs in an inning, opponent player	Pablo Sandoval, Sept. 18, 2011 vs. San Francisco (4th inning)
Three home runs in a game, opponent player	Christian Villanueva, April 3, 2018 at San Diego
Home run by a pitcher.....	German Márquez, July 11, 2018 vs. Arizona (Daniel Descalso)
Home run by a pitcher, opponent	Miles Mikolas, Aug. 24, 2018 vs. St. Louis (Antonio Senzatela)
Three or more home runs in a season, pitcher	Mike Hampton, 2002 (3)
Five or more home runs in a season, pitcher	Mike Hampton, 2001 (7)
Grand slam, Rockies pitcher	Denny Neagle, Sept. 29, 2001 vs. Milwaukee (Jimmy Haynes)
Grand slam, opponent pitcher.....	Madison Bumgarner, April 11, 2014 at San Francisco (Jorge De La Rosa)
Leadoff home run,	Dexter Fowler, April 8, 2009 at Arizona (Doug Davis)
Consecutiv	May 1, 2018 at Chicago-NL (Kyle Hendricks) Charlie Blackmon and David Dahl
Consecutiv	opponent
Consecutiv	April 16, 2004 at St. Louis (Denny Stark) Tony Womack and Reggie Sanders
Home run to lead off season.....	Never
Home run to lead off season, opponent.....	Felipe Lopez, April 6, 2009 at Arizona (Aaron Cook)
Game-ending home run.....	DJ LeMahieu, Sept. 12, 2018 vs. Arizona (Yoshihisa Hirano)
Game-ending pinch-hit home run.....	Charlie Culberson, May 3, 2014 vs. New York-NY (Kyle Farnsworth)
Game-ending grand slam	Ryan Spillborghs, Aug 24, 2009 vs. San Francisco (Markin Valdez) in 14 innings
Game-ending home run, opponent	Chris Taylor, Sept. 18, 2018 at Los Angeles-NL (Adam Ottavino)
Game-ending, pinch-hit home run, opponent	Donnie Murphy, July 19, 2010 at Florida (Huston Street)
Game ending grand slam, opponent.....	Carlos Lee, June 28, 2007 at Houston (Brian Fuentes) in 11 innings
.....	e or more consecutive games
.....	David Dahl, Sept. 24-28,
.....	e games)
Four home runs in two games	Nolan Arenado, July 19-21, 2017 vs. San Diego, Pittsburgh
Home run in three consecutive plate appearances.....	Trevor Story, Sept. 5, 2018 vs. San Francisco
Three hits in Major League debut	Rafael Ynoa, Sept. 1, 2014 vs. San Francisco
.....	pppearance
.....	Pat Valaika, Sept. 8, 2016 at San Diego (double off Keith Hessler)
.....	pppearance
.....	Jay Gainer, May 14, 1993 at Cincinnati (Tim Lincecum)
.....	Trevor Story, April 4, 2016 at Arizona (Zack Greinke)

(The Last Time it Happened, continued)

Two home runs in Major League debut	Trevor Story, April 4, 2016 at Arizona (Zack Greinke)
Two hits in an inning	DJ LeMahieu, Sept. 10, 2018 vs. Arizona (7th inning)
Five hits in a game	Nolan Arenado, July 19, 2017 vs. San Diego
Six hits in a game	Charlie Blackmon, April 4, 2014 vs. Arizona
Three hits in a game by a pitcher	Jordan Lyles, April 7, 2014 vs. Chicago-AL
Four hits in a game by a pitcher	John Thomson, June 1, 1997 at Florida
Four doubles in a game	Jeff Baker, May 30, 2008 at Chicago-NL
Two doubles in an inning	Mark Reynolds, April 14, 2016 vs. San Francisco (5th inning)
Two triples in a game	Tony Wolters, July 6, 2018 at Seattle
Two triples in a game, opponent	Brandon Crawford, Sept. 27, 2016 at San Francisco
Five runs in a game	Larry Walker, Sept. 24, 2001 vs. San Diego
Two runs in an inning	Five players, May 5, 2016 at San Francisco (5th inning)
Hit for the cycle	Charlie Blackmon, Sept. 30, 2018 vs. Washington
Hit for the cycle, opponent	Trea Turner, April 25, 2017 vs. Washington
Eight RBI in a game	Matt Holliday, Sept. 20, 2005 vs. San Diego
Seven RBI in a game	Nolan Arenado, July 19, 2017 vs. San Diego
Six RBI in a game	Carlos González, July 11, 2018 vs. Arizona
Four walks in a game	Tony Wolters, Sept. 24, 2018 vs. Philadelphia
Five walks in a game	Todd Helton, April 29, 2007 vs. Atlanta
Three home runs allowed in an inning	German Márquez, June 8, 2018 vs. Arizona (3rd inning)
Four home runs allowed in a game	Jeff Hoffman, Aug. 17, 2017 vs. Atlanta
Five home runs allowed in a game	Alex White, Sept. 10, 2011 vs. Cincinnati
Two straight complete games	Brian Bohanon, Aug. 28, 1999 vs. Philadelphia (Game Two, 4-0 win) and Sept. 4, 1999 at New York-NL (4-2 loss)
Two straight complete-game wins	Roger Bailey, April 16, 1997 at Chicago-NL (4-0 win) and April 22, 1997 vs. Florida (13-4 win)
Complete game (rain shortened), both pitchers	Eddie Butler and Brett Anderson May 8 2015 vs. Los Angeles-NL (5 ½ innings, 1-1 tie)
Complete game, both pitchers	Tyler Chatwood and Zack Greinke, July 13, 2013 at Los Angeles-NL (1-0 loss)
Two errors in an inning	Bryan Shaw, June 9, 2018 vs. Arizona
Three errors in a game	Jose Ortiz, Sept. 18, 2001 vs. Arizona
Played 12 innings	May 17, 2018 at San Francisco (5-3 win)
Played 13 innings	Aug. 30, 2018 at San Diego (3-2 loss)
Played 14 innings	June 27, 2017 at San Francisco (4-3 loss)
Played 15 innings	Sept. 19, 2013 vs. St. Louis (7-6 win)
Played 16 innings	Sept. 15, 2015 at Los Angeles Dodgers (5-4 win)
Played 18 innings	Aug. 15, 2006 vs. Arizona (2-1 loss)
Played 22 innings	April 17, 2008 at San Diego (2-1 win)

FRANCHISE BEST OFFENSIVE STREAKS

Stat	Games	Player	Dates
Hit	28	Nolan Arenado	April 9-May 8, 2014
Double	5	8x, last: Nolan Arenado	Sept. 29-Oct. 3, 2015
Triple	2	25x, last: Ian Desmond	July 14-15, 2018
Home Run	6	Nolan Arenado	Sept. 1-5, 2015
RBI	11	Carlos González	Aug. 15-27, 2011
Extra-base Hit	10	Carlos González	Aug. 23-Sept. 2, 2010
Multi-Hit	8	Andres Galarraga	July 23-29, 1996

All-Time Roster

PLAYER	POS.	YEAR(S)	BIRTHPLACE	PLAYER	POS.	YEAR(S)	BIRTHPLACE
Abbott, Kurt	INF/OF	1998-99	Zanesville, OH	Carasiti, Matt	RHP	2016	New Britain, CT
Acevedo, Jose	RHP	2005	Santo Domingo, D.R.	Cardullo, Stephen	INF	2016-17	Hollywood, FL
Acevedo, Juan	RHP	1995, 2001	Ciudad Juarez, Mexico	Carle, Shane	RHP	2017	Santa Cruz, CA
Adames, Crishtian	INF	2014-17	Santo Domingo, D.R.	Carrara, Giovanni	RHP	2000	Edo Anzoategui, VZ
Affeldt, Jeremy	LHP	2006-07	Phoenix, AZ	Carroll, Jamey	INF	2006-07	Evansville, IN
Agbayani, Benny	OF	2002	Honolulu, HI	Carvajal, Marcos	RHP	2005	Bolivar, VZ
Aldred, Scott	LHP	1993	Flint, MI	Castellano, Pedro	INF	1993, 1995-96	Lara, VZ
Alfonzo, Eliezer	C	2011	Puerto la Cruz, VZ	Castilla, Vinny	INF	1993-99, 2004, 2006	Oaxaca, Mexico
Allen, Luke	OF	2003	Coventry, GA	Castillo, Frank	RHP	1997	El Paso, TX
Almonte, Yency	RHP	2018	Miami, FL	Castro, Daniel	INF	2018	Guaymas, Mexico
Alomar Jr., Sandy	C	2002	Salinas, P.R.	Castro, Miguel	RHP	2015-16	La Romana, DR
Alston, Garvin	RHP	1996	Mt. Vernon, NY	Castro, Simon	RHP	2015	San Jose de Los Llanos, DR
Amarista, Alexi	INF	2017	Barcelona, VZ	Chacin, Jhoulys	RHP	2009-14	Maracaibo, Zulia, VZ
Amezaga, Alfredo	INF	2005, 2011	Ciudad Obregon, Mexico	Chacon, Shawn	RHP	2001-05	Anchorage, AK
Anderson, Brett	LHP	2014	Midland, TX	Chatwood, Tyler	RHP	2012-17	Fontana, CA
Anderson, Matt	RHP	2005	Louisville, KY	Chouinard, Bobby	RHP	2000-01	Manila, Philippines
Anderson, Tyler	LHP	2016-18	Las Vegas, NV	Christman, Tim	RHP	2001	Oneonta, NY
Anthony, Eric	OF	1996	San Diego, CA	Cirillo, Jeff	INF	2000-01	Pasadena, CA
Arenado, Nolan	INF	2013-18	Newport Beach, CA	Clark, Jerald	OF	1993	Crockett, TX
Ardoin, Danny	C	2005-06	Ville Platte, LA	Clarke, Darren	RHP	2007	San Diego, CA
Arias, Alberto	RHP	2007-08	Santo Domingo, D.R.	Clayton, Royce	INF	2004	Burbank, CA
Arrojo, Rolando	RHP	2000	Havana, Cuba	Clemente, Edgard	OF	1998	Santurce, PR
Asencio, Miguel	RHP	2006	Villa Mella, D.R.	Closser, J.D.	C	2004-06	Beech Grove, IN
Ashby, Andy	RHP	1993	Kansas City, MO	Cockrell, Alan	OF	1996	Kansas City, KS
Astacio, Pedro	RHP	1997-2001	Hato Mayor, D.R.	Colbrunn, Greg	INF/OF	1998	Fontana, CA
Atkins, Garrett	INF	2003-09	Orange, CA	Cole, Alex	OF	1993	Fayetteville, NC
Axford, John	RHP	2015	Simcoe, Ontario	Coles, Darnell	INF/OF	1997	San Bernardino, CA
Aybar, Manny	RHP	2000	Bani, D.R.	Colina, Alvin	C	2006	Puerto Cabello, VZ
Bailey, Roger	RHP	1995-97	Chattahoochee, FL	Colvin, Tyler	OF	2012-13	Augusta, GA
Baker, Jeff	INF	2005-09	Badkissingen, W. Germany	Contreras, Jose	RHP	2009	Las Martinias, Cuba
Barker, Sean	OF	2007	Bakersfield, CA	Cook, Aaron	RHP	2002-11	Ft. Campbell, KY
Barnes, Clint	INF	2003-10	Vincennes, IN	Corey, Mark	RHP	2002	Coudersport, PA
Barnes, Brandon	OF	2014-16	Orange, CA	Corpas, Manuel	RHP	2006-10, 2013	Panama City, Panama
Barry, Jeff	OF	1998-99	Medford, OR	Cortes, David	RHP	2005-06	Mexicali, Mexico
Bartee, Kimera	OF	2001	Omaha, NE	Counsell, Craig	INF	1995, 1997	South Bend, IN
Bates, Jason	INF	1995-98	Downey, CA	Croushore, Rick	RHP	2000	Lakehurst, NY
Bautista, Denny	RHP	2006-07	Sanchez, D.R.	Cruz, Jacob	OF	2001	Oxnard, CA
Beckett, Robby	LHP	1996-97	Austin, TX	Cruz, Nelson	RHP	2003	Puerto Plata, D.R.
Beimel, Joe	LHP	2009-10	St. Mary's, PA	Cuddy, Michael	OF	2012-14	Norfolk, VA
Belinda, Stan	RHP	2000	Huntingdon, PA	Cuevas, Noel	OF	2018	Camuy, P.R.
Belisle, Matt	RHP	2009-14	Austin, TX	Culberson, Charlie	INF	2013-14	Rome, GA
Belitz, Todd	LHP	2001	Des Moines, IA	Cust, Jack	OF	2002	Flemington, NJ
Bellhorn, Mark	INF	2003	Boston, MA	Czajkowski, Jim	RHP	1994	Parma, OH
Belliard, Ronnie	INF	2003	Bronx, NY	Dahl, David	OF	2016-18	Birmingham, AL
Bellorin, Edwin	C	2007-09	Bolivar, VZ	Daley, Matt	RHP	2009-11	Flushing Queens, NY
Beltran, Rigo	LHP	1999-2000	Tijuana, Mexico	Darensbourg, Vic	LHP	2003	Los Angeles, CA
Benavides, Freddie	INF	1993	Laredo, TX	Davenport, Joe	RHP	2001	Chicago, IL
Bennett, Gary	C	2001-02	Waukegan, IL	Davis, Kane	RHP	2001	Ripley, WV
Bergman, Christian	RHP	2014-16	Aitadena, CA	Davis, Wade	RHP	2018	Lake Wales, FL
Bernero, Adam	RHP	2003-04	San Jose, CA	Day, Zach	RHP	2005-06	Cincinnati, OH
Bernier, Doug	IF	2008	Santa Maria, CA	De La Rosa, Jorge	LHP	2008-16	Monterrey, Mexico
Betancourt, Rafael	RHP	2009-13, 2015	Cumana, VZ	De los santos, Valerio	LHP	2008	Las Matas de Farfan, D.R.
Bettis, Chad	RHP	2013-18	Lubbock, TX	Decker, Steve	C	1996	Rock Island, IL
Bichette, Dante	OF	1993-99	West Palm Beach, FL	Deduno, Samuel	RHP	2010	La Romana, D.R.
Bigbie, Larry	OF	2005	Hobart, IN	Dejean, Mike	RHP	1997-2000, 2005-06	Baton Rouge, LA
Billings, Bruce	RHP	2011	San Diego, CA	Delcarmen, Manny	RHP	2010	Boston, MA
Blackmon, Charlie	OF	2011-18	Dallas, TX	Descalso, Daniel	INF	2015-16	Redwood City, CA
Blair, Willie	RHP	1993-94	Paintsville, KY	Desmond, Ian	INF	2017-18	Sarasota, FL
Blanco, Henry	C	1999	Caracas, VZ	Dessens, Elmer	RHP	2007	Hermosillo, Mexico
Boggs, Mitchell	RHP	2013	Dalton, GA	Diaz, Jairo	RHP	2015-17	Puerto La Cruz, VZ
Bohanon, Brian	LHP	1999-2001	Denton, TX	Dickerson, Corey	OF	2013-15	McComb, MS
Boston, Daryl	OF	1993	Cincinnati, OH	Dingman, Craig	RHP	2001	Wichita, KS
Bottenfield, Kent	RHP	1993-94	Portland, OR	Dipoto, Jerry	RHP	1997-2001	Jersey City, NJ
Bowers, Cedrick	LHP	2008	Gainesville, FL	Dohmann, Scott	RHP	2004-06	New Orleans, LA
Bowie, Micah	LHP	2008	Webster, TX	Dotel, Octavio	RHP	2010	Santo Domingo, D.R.
Bragg, Darren	OF	2000	Waterbury, CT	Driskill, Travis	RHP	2004	Omaha, NE
Brignac, Reid	INF	2013	Saint Amant, LA	Dunn, Mike	LHP	2017-18	Farmington, NM
Brito, Jorge	C	1995-96	Moncion, D.R.	Eaton, Adam	RHP	2009	Seattle, WA
Brothers, Rex	LHP	2011-15	Murfreesboro, TN	Echevarria, Angel	OF	1996-2000	Bridgeport, CT
Brown, Andrew	OF	2012	Dallas, TX	Ekstrom, Mike	RHP	2012	Portland, OR
Brown, Brooks	RHP	2014-15	Statesboro, GA	Elarton, Scott	RHP	2001-04	Lamar, CO
Brownson, Mark	RHP	1998-99	Lake Worth, FL	Eldred, Brad	IB	2010	Fort Lauderdale, FL
Brumbaugh, Cliff	OF	2001	Wilmington, DE	Ellis, Mark	2B	2011	Rapid City, SD
Buchholz, Taylor	RHP	2007-10	Lower Merion, PA	Embree, Alan	LHP	2009	Dalles, OR
Burke, John	RHP	1996-97	Durango, CO	Encarnacion, Mario	OF	2001	Bani, D.R.
Burks, Ellis	OF	1994-98	Vicksburg, MS	Escalona, Edgmer	RHP	2010-13	La Guaira, VZ
Burnitz, Jeromy	OF	2004	Westminster, CA	Esposito, Mike	RHP	2005	Los Angeles, CA
Butera, Drew	C	2018	Evansville, IN	Estalella, Bobby	C	2002-03	Hialeah, FL
Butler, Brent	INF	2001-03	Lauringbury, NC	Estes, Shawn	LHP	2004	San Bernardino, CA
Butler, Eddie	RHP	2014-16	Chesapeake, VA	Estévez, Carlos	RHP	2016-17	Santo Domingo, D.R.
Byrnes, Eric	OF	2005	Redwood City, CA	Estrada, Horacio	RHP	2001	San Joaquin, VZ
Cabrera, Edwar	LHP	2012-13	Bani, D.R.	Farmer, Mike	LHP	1996	Gary, IN
Cangelosi, John	OF	1999	Brooklyn, NY	Fasano, Sal	C	2001	Chicago, IL
Capellan, Jose	RHP	2008	Cotui, D.R.	Fassero, Jeff	LHP	2004	Springfield, IL
Carpenter, Bubba	OF	2000	Dallas, TX	Field, Nate	RHP	2006	Denver, CO

(All-Time Roster, continued)

PLAYER	POS.	YEAR(S)	BIRTHPLACE
Field, Tommy	INF	2011-12	Austin, TX
Finley, Steve	OF	2007	Union City, TN
Flande, Yohan	LHP	2014-16	El Seibo, D.R.
Flores, Randy	LHP	2002, 2009-10	Bellflower, CA
Fogg, Josh	RHP	2006-07, 2009	Lynn, MA
Fowler, Dexter	OF	2008-13	Atlanta, GA
Francis, Jeff	LHP	2004-10, 2012-13	Vancouver, B.C.
Fredrickson, Scott	RHP	1993	Manchester, NH
Freeland, Kyle	LHP	2017-18	Denver, CO
Freeman, Choo	OF	2004-06	Pine Bluff, AR
Freeman, Marvin	RHP	1994-96	Chicago, IL
Friedrich, Christian	LHP	2012-15	Evanston, IL
Frye, Jeff	INF	2000	Oakland, CA
Fuentes, Brian	LHP	2002-07	Merced, CA
Gainer, Jay	INF	1993	Panama City, FL
Galarraga, Andres	INF	1993-97	Caracas, VZ
Gant, Ron	OF	2001	Victoria, TX
Garabito, Eddy	INF	2005	Manriquez, D.R.
Garland, Jon	RHP	2013	Valencia, CA
Garneau, Dustin	C	2015-17	Torrance, CA
Garner, Cole	OF	2011	Long Beach, CA
Germen, González	RHP	2015-16	La Romana, D.R.
Giambi, Jason	1B	2009-12	West Covina, CA
Gibson, Derrick	OF	1999	Winter Haven, FL
Gil, Geronimo	C	2007	Estacion Lagunas, Mexico
Girardi, Joe	C	1993-95	Peoria, IL
Gissell, Chris	RHP	2004	Tacoma, WA
Gload, Ross	INF	2002	Brooklyn, NY
Gomez, Hector	INF	2011	San Pedro, DR
Gonzales, Rene	INF	1997	Austin, TX
González, Carlos	OF	2009-18	Maracaibo, VZ
González, Edgar	RHP	2011	Monterrey, MX
González, Lariel	RHP	1998	San Cristobal, D.R.
González, Luis	INF/OF	2004-06	Macay, Venezuela
Goodwin, Curtis	OF	1998	Oakland, CA
Goodwin, Tom	OF	2000	Fresno, CA
Grahe, Joe	RHP	1995	West Palm Beach, FL
Grant, Mark	RHP	1993	Aurora, IL
Gray, Jon	RHP	2015-18	Chandler, OK
Greene, Todd	C	2004-05	Augusta, GA
Grilli, Jason	RHP	2008-09	Royal Oak, MI
Gurka, Jason	LHP	2015-16	Houston, TX
Guthrie, Jeremy	RHP	2012	Roseburg, OR
Habyan, John	RHP	1996	Bay Shore, NY
Hackman, Luther	RHP	1999	Columbus, MS
Hale, David	RHP	2015-16	Marietta, GA
Hamilton, Darryl	OF	1998-99	Baton Rouge, LA
Hammel, Jason	RHP	2009-11	Greenville, SC
Hammonds, Jeffrey	OF	2000	Plainfield, NJ
Hampson, Garrett	INF	2018	Reno, NV
Hampson, Justin	LHP	2006	Belleville, IL
Hampton, Mike	LHP	2001-02	Brooksville, FL
Hanigan, Ryan	C	2017	Washington, D.C.
Harikala, Tim	RHP	2004, 2007	West Palm Beach, FL
Harkey, Mike	RHP	1994	San Diego, CA
Harris, Greg W.	RHP	1993-94	Greensboro, NC
Harris, Lenny	INF/OF	1999	Miami, FL
Harris, Will	RHP	2012	Houston, TX
Hawblitzel, Ryan	RHP	1996	West Palm Beach, FL
Hawkins, LaTroy	RHP	2007, 2014-15	Gary, IN
Hawpe, Brad	OF	2004-10	Fort Worth, TX
Hayes, Charlie	INF	1993-94	Hattiesburg, MS
Helton, Todd	INF	1997-2013	Knoxville, TN
Henry, Butch	LHP	1993	El Paso, TX
Herges, Matt	RHP	2007-09	Champaign, IL
Hernandez, Jose	INF	2003	Rio Piedras, D.R.
Hernandez, Livan	RHP	2008	Villa Clara, Cuba
Hernandez, Pedro	LHP	2014	Barquisimeto, VZ
Hernandez, Ramon	C	2012	Caracas, VZ
Herrera, Jonathan	IF	2008, 2010-13	Maracaibo, Venezuela
Hickerson, Bryan	LHP	1995	Bemidji, MN
Hirsh, Jason	RHP	2007-08	Santa Monica, CA
Hocking, Denny	INF/OF	2004	Torrance, CA
Hoffman, Jeff	RHP	2016-18	Latham, NY
Holland, Greg	RHP	2017	Marion, NC
Hollandsworth, Todd	OF	2000-02	Dayton, OH
Holliday, Matt	OF	2004-08, 2018	Stillwater, OK
Holmes, Darren	RHP	1993-97	Asheville, NC
House, Craig	RHP	2000	Okinawa, Japan
Howard, Sam	LHP	2018	Marietta, GA
Hubbard, Trenidad	OF	1994-96	Chicago, IL
Hundley, Nick	C	2015-16	Corvallis, OR
Hunter, Brian L.	OF	2000	Portland, OR
Hurst, Bruce	LHP	1993	St. George, UT
Huskey, Butch	OF	2000	Anadarko, OK
Hutton, Mark	RHP	1997	South Adelaide, Australia

PLAYER	POS.	YEAR(S)	BIRTHPLACE
Iannetta, Chris	C	2006-11, 2018	Providence, RI
James, Mike	RHP	2002	Fort Walton, FL
Jarvis, Kevin	RHP	2000, 2004	Lexington, KY
Jennings, Jason	RHP	2001-06	Dallas, TX
Jennings, Robin	OF	2001	Singapore, Singapore
Jiménez, Jose	RHP	2000-03	San Pedro de Macoris, D.R.
Jiménez, Ubaldo	RHP	2006-11	Nagua, D.R.
Johnson, Alan	RHP	2011	Birmingham, AL
Johnson, Charles	C	2003-04	Fort Pierce, FL
Johnson, DJ	RHP	2018	Beaverton, OR
Johnson, Howard	OF	1994	Clearwater, FL
Jones, Bobby M.	LHP	1997-99	Orange, NJ
Jones, Chris	OF	1993-94	Utica, NY
Jones, Terry	OF	1996	Birmingham, AL
Jones, Todd	RHP	2002-03	Marietta, GA
Julio, Jorge	RHP	2007	Caracas, Venezuela
Jurjrens, Jair	RHP	2014	Willemstad, Curacao
Kahnie, Tommy	RHP	2014-15	Latham, NY
Kapler, Gabe	OF	2002-03	Hollywood, CA
Karl, Scott	LHP	2000	Fontana, CA
Kelly, Mike	OF	1999	Los Angeles, CA
Kendrick, Kyle	RHP	2015	Houston, TX
Kennedy, Joe	LHP	2004-05	La Mesa, CA
Kensing, Logan	RHP	2013	San Antonio, TX
Keppel, Bobby	RHP	2007	St. Louis, MO
Kieschnick, Brooks	INF/OF	2001	Robstown, TX
Kile, Darryl	RHP	1998-99	Garden Grove, CA
Kim, Byung-Hyun	RHP	2005-07	Gwangju, South Korea
Kim, Sun-Woo	RHP	2005-06	Inchon, South Korea
King, Ray	LHP	2006	Chicago, IL
Kingery, Mike	OF	1994-95	St. James, MN
Knudson, Mark	RHP	1993	Denver, CO
Koshansky, Joe	INF	2007-08	Shreveport, LA
Kouzmanoff, Kevin	INF	2011	Newport Beach, CA
Kroon, Marc	RHP	2004	Bronx, NY
Laffey, Aaron	LHP	2015	Cumberland, MD
Lansing, Mike	INF	1998-2000	Rawlins, WY
Ledesma, Aaron	INF	2000	Union City, CA
Lee, David	RHP	1999-2000	Pittsburgh, PA
LeMahieu, DJ	INF	2012-18	Visalia, CA
Leskanic, Curtis	RHP	1993-99	Homestead, PA
Lindstrom, Matt	RHP	2011	Rexburg, ID
Liriano, Nelson	INF	1993-94, 1998	Puerto Plata, D.R.
Little, Mark	OF	2001-02	Edwardsville, IL
Logan, Boone	LHP	2015-16	San Antonio, TX
Lopez, Aquilino	RHP	2005	Villa Altigracia, D.R.
Lopez, Javier	LHP	2003-05	San Juan, PR
Lopez, Jose	INF	2011	Anzoategui, VZ
Lopez, Rodrigo	RHP	2007	Tlalnepantla, Mexico
Lopez, Wilton	RHP	2013-14	Leon, Nicaragua
Lowe, Sean	RHP	2002	Dallas, TX
Lucroy, Jonathan	C	2017	Eustis, FL
Lyles, Jordan	RHP	2014-17	Hartsville, SC
Mabry, John	INF	2007	Wilmington, DE
Machado, Anderson	INF	2005	Caracas, Venezuela
Manship, Jeff	RHP	2013	San Antonio, TX
Manto, Jeff	INF	2000	Bristol, PA
Manwaring, Kirt	C	1997-99	Elmira, NY
Márquez, German	RHP	2016-18	San Felix, Bolivar, VZ
Marquis, Jason	RHP	2009	Mohasset, NY
Marrero, Eli	OF	2006	Havana, Cuba
Martin, Chris	RHP	2014	Arlington, TX
Martin, Tom	LHP	2006-07	Charleston, SC
Masset, Nick	RHP	2014	St. Petersburg, FL
Matsui, Kazuo	INF	2006-07	Osaka, Japan
Matzke, Tyler	LHP	2014-15	Mission Viejo, CA
Mayne, Brent	C	2000-01	Loma Linda, CA
McBride, Matt	INF/OF	2012, 2014-15	Teledheim, PA
McClellan, Zach	RHP	2007	Bethlehem, OH
McCoy, Mike	INF	2009	San Diego, CA
McCracken, Quinton	OF	1995-97	Wilmington, NC
McCurry, Jeff	RHP	1997	Tokyo, Japan
McElroy, Chuck	LHP	1998-99	Port Arthur, TX
McGee, Jake	LHP	2016-18	San Jose, CA
McHugh, Collin	RHP	2013	Naperville, IL
McKeel, Walt	C	2002	Wilson, NC
McKenry, Michael	C	2010, 2014-15	Knoxville, TN
McMahon, Ryan	INF	2017-18	Yorba Linda, CA
McRae, Brian	OF	1999	Bradenton, FL
Mejia, Roberto	INF	1993-95	Hato Mayor, D.R.
Mendoza, Adam	C	2000-01, 2008	Santa Clara, C.A.
Mendoza, Carlos	OF	2000	Bolivar, VZ
Mercker, Kent	LHP	2002	Indianapolis, PA
Mesa, Jose	RHP	2006	Azua, D.R.
Miceli, Dan	RHP	2001, 2003, 2005	Newark, NJ
Miles, Aaron	INF	2004-05	Pittsburg, CA

(All-Time Roster, continued)

PLAYER	POS.	YEAR(S)	BIRTHPLACE
Miller, Jim	RHP	2011	Morristown, NJ
Miller, Justin	RHP	2015-16	Bakersfield, CA
Miller, Matt	RHP	2003	Greenwood, MS
Millwood, Kevin	RHP	2011	Gastonia, NC
Minchey, Nate	RHP	1997	Austin, TX
Mohr, Dustan	OF	2005	Hattiesburg, MS
Moore, Marcus	RHP	1993-94	Oakland, CA
Mora, Melvin	INF	2010	Agua Negra, VZ
Moraga, David	LHP	2000	Torrance, CA
Morales, Franklin	LHP	2007-11, 2014	San Juan Morros, VZ
Morales, Jose	C	2011	Rio Piedras, PR
Morillo, Juan	RHP	2006-07	San Pedro de Macoris, D.R.
Morneau, Justin	INF	2014-15	New Westminster, Can.
Mortensen, Clayton	RHP	2011	Rexburg, ID
Moscoso, Guillermo	RHP	2012	Maracay, VZ
Motte, Jason	RHP	2016	Port Huron, MI
Moyer, Jamie	LHP	2012	Sellersville, PA
Muñoz, Mike	LHP	1993-98	Baldwin Park, CA
Murphy, Dale	OF	1993	Portland, OR
Murphy, Tom	C	2015-18	West Monroe, NY
Murton, Matt	OF	2009	Ft. Lauderdale, FL
Musgrave, Harrison	LHP	2018	Morgantown, WV
Myers, Mike	LHP	2000-01	Arlington Heights, CA
Neagle, Denny	LHP	2001-03	Gambills, MD
Neal, Blaine	RHP	2005	Marlton, NJ
Nelson, Chris	INF	2010-13	Washington, D.C.
Neshke, Pat	RHP	2017	Madison, WI
Newman, Josh	LHP	2007	Portsmouth, OH
Nicasio, Juan	RHP	2011-14	San Francisco de Macoris, D.R.
Nichting, Chris	RHP	2001-02	Cincinnati, OH
Nied, David	RHP	1993-96	Dallas, TX
Nieves, Wil	C	2012	San Juan, P.R.
Nix, Jayson	IF	2008	Dallas, TX
Nokes, Matt	C	1995	San Diego, CA
Norton, Greg	INF/OF	2001-03	San Leandro, CA
Nuñez, Vladimir	RHP	2004	Havana, Cuba
Ochoa, Alex	OF	2001	Miami Lakes, FL
Oberg, Scott	RHP	2015-18	Tewksbury, MA
Oh, Seungwhan	RHP	2018	Jeongseup, South Korea
Ojeda, Miguel	C	2006	Guaymas, Mexico
Olivares, Omar	RHP	1995	Mayaguez, P.R.
Oliver, Darren	LHP	2003	Kansas City, MO
Olivo, Miguel	C	2010	Villa Vasquez, D.R.
Olson, Tim	INF	2005	Grand Forks, ND
Ortega, Rafael	OF	2012	El Tigre, VZ
Ortiz, Jose	INF	2001-02	Santo Domingo, D.R.
Ortiz, Ramon	RHP	2007	Cotui, D.R.
Oswalt, Roy	RHP	2013	Kosciusko, MS
Ottavino, Adam	RHP	2012-18	New York, NY
Ottman, Josh	LHP	2012-13	St. Louis, MO
Owens, Jayhawk	C	1993-96	Cincinnati, OH
Ozuna, Pablo	INF	2003	Santo Domingo, D.R.
Pacheco, Jordan	INF/C	2011-14	Albuquerque, NM
Pagnozzi, Matt	C	2011	Miami, Arizona
Painter, Lance	LHP	1993-96	Bedford, England
Parker, Kyle	INF/OF	2014-15	Fort Thomas, KY
Parra, Gerardo	OF	2016-18	Santa Barbara, Zulia, VZ
Parrett, Jeff	RHP	1993	Indianapolis, IN
Patterson Jordan	OF	2016	Mobile, AL
Paulino, Felipe	RHP	2011	Santo Domingo, DR
Paulsen, Ben	INF/OF	2014-16	Plymouth, WI
Payton, Jay	OF	2002-03, 2010	Zanesville, OH
Pellow, Kit	INF/OF/C	2003-04	Kansas City, MO
Peña, Elvis	INF	2000	San Pedro de Macoris, D.R.
Peralta, Joel	RHP	2009	Bonao, D.R.
Perez, Neifi	INF	1996-2001	Villa Mella, D.R.
Petersen, Chris	INF	1999	Boston, MA
Petrick, Ben	C/OF	1999-2003	Salem, OR
Phillips, J.R.	INF/OF	1999	West Covina, CA
Phillips, Paul	C	2009-10	Demopolis, AL
Piedra, Jorge	OF	2004-06	Sun Valley, CA
Pierre, Juan	OF	2000-02	Mobile, AL
Podsednik, Scott	OF	2008	West, TX
Pomeranz, Drew	LHP	2011-13	Collierville, TN
Porzio, Mike	LHP	1999	Waterbury, CT
Pounders, Brooks	RHP	2018	Riverside, CA
Powell, Jay	RHP	2001	Meridian, MS
Pridie, Jason	OF	2014	Phoenix, AZ
Pulliam, Harvey	OF	1995-97	San Francisco, CA
Putnam, Zach	RHP	2012	Rochester, MI
Qualls, Chad	RHP	2016-17	Lomita, CA
Quintanilla, Omar	INF	2005-09	El Paso, TX
Raabe, Brian	INF	1997	New Ulm, MN
Raburn, Ryan	OF	2016	Tampa, FL
Ramirez, Ramon	RHP	2006-07	Puerto Plata, D.R.
Ramirez, Roberto	LHP	1999	Vega de Alatorre, Mexico

PLAYER	POS.	YEAR(S)	BIRTHPLACE
Rath, Fred	RHP	1998	Dallas, TX
Redman, Mark	LHP	2007-08	San Diego, CA
Reed, Jeff	C	1996-99	Joliet, IL
Reed, Steve	RHP	1993-97, 2003-04	Los Angeles, CA
Register, Steven	RHP	2008	Columbus, GA
Rekar, Bryan	RHP	1995-97	Dallas, TX
Relaford, Desi	INF/OF	2005	Valdosta, GA
Restovich, Michael	OF	2005	Rochester, MN
Reyes, Denny	RHP	2002	Higuera De Zaragza, Mex.
Reyes, Jose	INF	2015	Santiago, D.R.
Reyes, Rene	OF	2003-04	Margarita, VZ
Reynolds, Greg	RHP	2008, 2011	Pacific, CA
Reynolds, Mark	INF	2016-17	Pikeville, KY
Reynolds, Matt	LHP	2010-12	Knoxville, TN
Reynoso, Armando	RHP	1993-96	San Luis Potosi, Mexico
Richard, Chris	OF	2003	San Diego, CA
Rincon, Juan	RHP	2009-10	Maracaibo, Venezuela
Ritz, Kevin	RHP	1994-98	Eatontown, NJ
Roa, Joe	RHP	2003	Southfield, MI
Roberts, Ken	LHP	2015	Murfreesboro, TN
Roenicke, Josh	RHP	2011-12	Baltimore, MD
Rogers, Esmil	RHP	2009-12	Santo Domingo, D.R.
Romano, Jason	INF/OF	2002	Tampa, FL
Romero, J.C.	LHP	2011	Rio Piedras, PR
Romero, Mandy	C	2003	Miami, FL
Rondon, Jorge	RHP	2015	Calabozo, VZ
Rosario, Wilin	C	2011-15	Bonao, DR
Rose, Brian	RHP	2000	New Bedford, MA
Rosscup, Zac	LHP	2017	Clackamas, OR
Ruffin, Bruce	LHP	1993-97	Lubbock, TX
Rusch, Glendon	LHP	2009	Seattle, WA
Rusin, Chris	LHP	2015-18	Detroit, MI
Rutledge, Josh	INF	2012-14	Birmingham, AL
Saberhagen, Bret	RHP	1995	Chicago Heights, IL
Sager, A.J.	RHP	1995	Columbus, OH
Saibe, Mike	RHP	1998	San Diego, CA
Salazar, Jeff	OF	2006	Oklahoma City, OK
Sanchez, Jesus	LHP	2003	Nizao, D.R.
Sanchez, Jonathan	LHP	2012	Mayaguez, P.R.
Sanford, Mo	RHP	1993	Americus, GA
Santos, Victor	RHP	2002	Las Matas de Farfan, D.R.
Scabill, Rob	RHP	2012-14	Lombard, IL
Scott, Tim	RHP	1997	Hanford, CA
Scutaro, Marco	INF	2012	San Felipe, VZ
Seay, Bobby	LHP	2005	Sarasota, FL
Sefcik, Kevin	INF	2001	Tinley Park, IL
Senzatela, Antonio	RHP	2017-18	Valencia, VZ
Serafini, Dan	LHP	2007	San Francisco, CA
Servais, Scott	C	2000	LaCrosse, WI
Service, Scott	RHP	1993	Cincinnati, OH
Sexton, Chris	INF/OF	1999	Cincinnati, OH
Shaw, Bryan	RHP	2018	Long Beach, CA
Sheaffer, Danny	C	1993-94	Jacksonville, FL
Shealy, Ryan	INF	2005-06	Fort Lauderdale, FL
Shepherd, Keith	RHP	1993	Wabash, IN
Shumpert, Terry	INF/OF	1998-2002	Paducah, KY
Simpson, Allan	RHP	2004-05	Springfield, IL
Smith, Bryn	RHP	1993	Marietta, GA
Smith, Greg	LHP	2010	Alexandria, LA
Smith, Jason	INF	2006	Meridian, MS
Smith, Seth	OF	2007-11	Jackson, MS
Sosa, Juan	INF/OF	1999	San Francisco de Macoris, D.R.
Speier, Justin	RHP	2001-03	Walnut Creek, CA
Speier, Ryan	RHP	2005, 2007-09	Frankfort, KY
Spilborghs, Ryan	OF	2005-11	Santa Barbara, CA
Stark, Denny	RHP	2002-04	Hicksville, OH
Stewart, Ian	INF/OF	2008-11	Long Beach, CA
Street, Huston	RHP	2009-11	Austin, TX
Stoops, Jim	RHP	1998	Edison, NJ
Story, Trevor	INF	2016-18	Irving, TX
Strittmatter, Mark	C	1998	Huntington, NY
Stubbs, Drew	OF	2014-15	Atlanta, TX
Stults, Eric	LHP	2011	Plymouth, IN
Stynes, Chris	INF	2003	Queens, NY
Sullivan, Cory	OF	2005-08	Tulsa, OK
Suzuki, Mac	RHP	2001	Kobe, Japan
Sweeney, Mark	INF/OF	2003-04	Framingham, MA
Swift, Bill	RHP	1995-97	Portland, Maine
Tapia, Raimel	OF	2016-18	San Pedro de Macoris, D.R.
Tatum, Jim	C/INF	1993, 1995	Grossmont, CA
Tauchman, Mike	OF	2017-18	Palatine, IL
Tavarez, Julian	RHP	2000	Santiago, D.R.
Taveras, Willy	OF	2007-08	Tenares, D.R.
Thompson, Mark	RHP	1994-98	Russellville, KY
Thompson, Milt	OF	1996	Washington, DC
Thomson, John	RHP	1997-2001	Vicksburg, MS

(All-Time Roster, continued)

PLAYER	POS.	YEAR(S)	BIRTHPLACE	PLAYER	POS.	YEAR(S)	BIRTHPLACE
Torrealba, Yorvit	C	2006-09, 2013	Caracas, Venezuela	Wells, Kip	RHP	2008	Houston, TX
Torres, Carlos	RHP	2012	Santa Cruz, CA	Wendell, Turk	RHP	2004	Pittsfield, MA
Tracy, Andy	INF	2004	Bowling Green, OH	White, Alex	RHP	2011-12	Greenville, NC
Tsao, Chin-hui	RHP	2003-05	Hua-Lien, Taiwan	White, Derrick	OF	1998	San Rafael, CA
Tulowitzki, Troy	INF	2006-15	Santa Clara, CA	White, Gabe	LHP	2000-01	Sebring, FL
Uribe, Juan	INF	2001-03	Bani, D.R.	White, Rick	RHP	2002	Springfield, OH
Vaiaika, Pat	INF	2016-18	Valencia, CA	Wheeler, Ryan	INF	2013-14	Torrance, CA
Van Burkleo, Ty	INF	1994	Oakland, CA	Wigginton, Ty	INF/OF	2011	San Diego, CA
Vance, Cory	LHP	2002-03	Dayton, OH	Williams, Jackson	C	2014	Tulsa, OK
Vander Wal, John	INF/OF	1994-98	Grand Rapids, MI	Williams, Randy	LHP	2005	Harlingen, TX
Vasto, Jerry	LHP	2018	Atlantic Highlands, NJ	Wilson, Preston	OF	2003-05	Bamberg, SC
Vaughn, Greg	OF	2003	Sacramento, CA	Witasick, Jay	RHP	2005	Baltimore, MD
Venafo, Mike	LHP	2006	Takoma Park, MD	Wolters, Tony	C	2016-18	Vista, CA
Veres, Dave	RHP	1998-99	Montgomery, AL	Womack, Tony	INF/OF	2003	Chatham, VA
Villone, Ron	RHP	2001	Englewood, NJ	Wright, Jamey	RHP	1996-99, 2004-05	Oklahoma City, OK
Vizcaino, Luis	RHP	2008	Bani, D.R.	Ynoa, Rafael	INF	2014-16	Santiago, D.R.
Volstad, Chris	RHP	2013	Palm Beach Garden, FL	Yoshii, Masato	RHP	2000	Osaka, Japan
Wainhouse, David	RHP	1998-99	Toronto, Ontario	Young, Eric	INF/OF	1993-97	New Brunswick, NJ
Walker, Larry	OF	1995-2004	Maple Ridge, B.C.	Young, Jr., Eric	INF	2009-13	New Brunswick, NJ
Walker, Pete	RHP	2000	Beverly, MA	Young, Gerald	OF	1993	Tela, Honduras
Walker, Todd	INF	2000-01	Bakersfield, CA	Young, Jason	RHP	2003-04	Oakland, CA
Walton, Bruce	RHP	1994	Bakersfield, CA	Zaun, Gregg	C	2003	Glendale, CA
Wasdin, John	RHP	2000-01	Fort Belvoir, VA	Zeile, Todd	INF	2002	Van Nuys, CA
Watkins, Pat	OF	1999	Raleigh, NC				
Wayne, Gary	RHP	1993	Dearborn, MI				
Wedge, Eric	C	1993	Fort Wayne, IN				
Weiss, Walt	INF	1994-97	Tuxedo, NY				

Numerical Roster

Record Book

00
 *Brad Adress, 2000-08

0
 Adam Ottavino, 2013-18

1
 *Jerry Royster, 1993
 Trenidad Hubbard, 1994-95
 Terry Jones, 1996
 Curris Goodwin, 1998
 *Dave Garcia, 2000-02
 Pablo Ozuna, 2003
 Anderson Machado, 2005
 Jamey Carroll, 2006-07
 Doug Bernier, 2008
 Eric Young Jr., 2011-13
 Brandon Barnes, 2014-16
 Ryan McMahon, 2017
 Garrett Hampson, 2018

2
 Gerald Young, 1993
 *Gene Lynn, 1994, 1996-98
 Chris Petersen, 1999
 Juan Sosa, 1999
 Aaron Ledesma, 2000
 Jeff Frye, 2000
 Brent Butler, 2001
 Jose Ortiz, 2002
 *Mike Gallego, 2002, 2005-07
 *Sandy Alomar Sr., 2003-04
 Troy Tulowitzki, 2007-15
 Alexi Amarista, 2017

3
 *Jerry Royster, 1993
 Dale Murphy, 1993
 Q. McCracken, 1995-97
 Mike Lansing, 1998-2000
 Ron Gant, 2001
 Alex Ochoa, 2001
 Jason Romano, 2002

Rene Reyes, 2003
 Jorge Piedra, 2004-06
 *Jamie Quirk, 2006
 Willy Taveras, 2007-08
 Eric Young, Jr., 2009-10
 Michael Cuddyer, 2012-14
 Daniel Descalso, 2015-16
 Mike Tauchman, 2017-18

4
 Nelson Liriano, 1993-94
 Craig Counsell, 1995
 *Jackie Moore, 1997-98
 Chris Sexton, 1999
 Jeffrey Hammonds, 2000
 Juan Uribe, 2001-03
 Luis González, 2004-06
 Jayson Nix, 2008
 *Jim Tracy, 2009-12
 Chris Nelson, 2013
 Ryan Wheeler, 2013
 Ben Paulsen, 2014
 Nick Hundley, 2015-16
 Pat Valaika, 2017-18

5
 Alex Cole, 1993
 Neifi Perez, 1996-2001
 Brent Butler, 2002-03
 Tony Womack, 2003
 Matt Holliday, 2004-08
 Carlos González, 2009-18

6
 Daryl Boston, 1993
 Jason Bates, 1995-98
 *Bruce Kimm, 1999
 Jeff Frye, 2000
 Juan Pierre, 2000
 Ben Petrick, 2001-03
 Mandy Romero, 2003
 Aaron Miles, 2004-05
 Omar Quintanilla, 2006-09
 Melvin Mora, 2010
 Tommy Field, 2011
 Alex White, 2012

Corey Dickerson, 2013-15
 Ryan Raburn, 2016
 Daniel Castro, 2018

7
 Joe Girardi, 1993-95
 Trenidad Hubbard, 1996
 Craig Counsell, 1997
 Kurt Abbott, 1998-99
 Jeff Cirillo, 2000-01
 Todd Zeile, 2002
 Chris Stynes, 2003
 Rene Reyes, 2004
 J.D. Closser, 2005-06
 Kazuo Matsui, 2007
 *Mike Gallego, 2008
 Seth Smith, 2009-11
 Matt McBride, 2012,
 Jose Reyes, 2015
 Raimel Tapia, 2017
 Garrett Hampson, 2018
 Matt Holliday, 2018

8
 Roberto Mejia, 1993-95
 Kirt Manwaring, 1997-99
 Brent Mayne, 2000-01
 Bobby Estalella, 2002-03
 *Jamie Quirk, 2004
 Desi Relaford, 2005
 Omar Quintanilla, 2005
 Mike DeJean, 2006
 Yorvit Torrealba, 2006-09, 2013
 Michael McKenry, 2010, 2014-15
 Charlie Blackmon, 2011-12
 Gerardo Parra, 2016-18

9
 Vinny Castilla, 1993-99
 Juan Pierre, 2001-02
 *Jamie Quirk, 2003, 05-08
 Vinny Castilla, 2004, 06, *07-14

Ian Stewart, 2009-11
 DJ LeMahieu, 2012-18

10
 Dante Bichette, 1993-99, *2013
 Mike Hampton, 2001-02
 Ronnie Belliard, 2003
 Royce Clayton, 2004
 Jeff Baker, 2005-09
 Chris Nelson, 2010-12
 Cristhian Adames, 2014
 Ben Paulsen, 2015-16
 Bud Black, 2017-18

11
 Matt Nokes, 1995
 Angel Echevarria, 1996-98
 *Jim Leyland, 1999
 *Toby Harrah, 2000-02
 Luke Allen, 2003
 Brad Hawpe, 2004-10
 *Tom Runnells, 2011-16
 *Mike Redmond, 2017-18

12
 Freddie Benavides, 1993
 Mike Kingery, 1994-95
 Pedro Castellano, 1996
 Brian Raabe, 2003
 Darryl Hamilton, 1998-99
 Edgardo Clemente, 1999
 Brian Hunter, 2000
 Todd Walker, 2001
 Jose Ortiz, 2001-02
 Clint Barmes, 2003-06, 08-10
 Steve Finley, 2007
 Seth Smith, 2007
 Wilin Rosario, 2011
 Andrew Brown, 2012
 Juan Nicasio, 2013-14
 Matt McBride, 2015
 Mark Reynolds, 2016-17

13
 Charlie Hayes, 1993-94

Ryan Hawblitzel, 1996
 *Clint Hurdle, 1997-03, 2005-07
 Jeff Fassero, 2004
 *Carney Lansford, 2011
 Drew Pomeranz, 2012-13
 Drew Stubbs, 2014-15
 Dustin Garneau, 2016-17

14
 Andres Galarraga, 1993-97
 Todd Walker, 2000
 Greg Norton, 2001-03
 Matt Anderson, 2005
 Troy Tulowitzki, 2006
 Sean Barker, 2007
 Dexter Fowler, 2008
 Matt Murton, 2009
 Mark Ellis, 2011
 Josh Rutledge, 2012-14
 *Rene Lachemann, 2015
 Tony Wolters, 2016-18

15
 Pedro Castellano, 1993, 1995
 Jeff Reed, 1996-99
 Ben Petrick, 1999-2000
 Denny Neagle, 2001-03
 Alfredo Amezaga, 2005
 Jeff Salazar, 2006
 Edwin Bellorin, 2007-09
 Jay Payton, 2010
 Kevin Kouzmanoff, 2011
 Matt Pagnozzi, 2011
 Jeremy Guthrie, 2012
 Jordan Pacheco, 2013
 Jackson Williams, 2014
 Tyler Matzek, 2015
 Raimel Tapia, 2018

16
 Danny Sheaffer, 1993-94
 Curtis Leskanen, 1995-99
 *Fred Kendall, 2000
 Kimera Bartee, 2001

* Manager/Coach

Numerical Roster, continued

Mac Suzuki, 2001
Kevin Sefcik, 2001
Jose Jiménez, 2002-03
Denny Hocking, 2004
Jamey Wright, 2004-05
Eli Marrero, 2006
Kazuo Matsui, 2006
Geronimo Gil, 2007
Kip Wells, 2008
Adam Melhuse, 2008
Huston Street, 2009-11
Reid Birgnac, 2013
Kyle Parker, 2014-15
Stephen Cardullo, 2017
Drew Butera, 2018

17

David Nied, 1993-96
Todd Helton, 1997-2013

#17 retired by the Rockies in honor of Todd Helton on 8/17/14

18

Bruce Ruffin, 1993-97
Mike DeJean, 2000, 2005-06
*Fred Kendall, 2001-02
Jose Hernandez, 2003
Andy Tracy, 2004
Cory Sullivan, 2007-08
Mike McCoy, 2009
*Jim Tracy, 2009
Jonathan Herrera, 2010-13
Cristhian Adames, 2015-17
Seunghwan Oh, 2018

19

Willie Blair, 1993-94
Jim Tatum, 1995
Jamey Wright, 1996-97
Derrick White, 1998
Edgard Clemente, 1998-99
Scott Karl, 2000
Mark Little, 2001-02
Gabe Kapler, 2002-03
Kit Pellow, 2003-04
Ryan Spilborghs, 2005-11
Marco Scutaro, 2012
Charlie Blackmon, 2013-18

20

Jim Tatum, 1993
Howard Johnson, 1994
Bill Swift, 1995-97
Mike Saipé, 1998
*Lorenzo Bundy, 1999
*Dallas Williams, 2000-02
Greg Vaughn, 2003
Todd Greene, 2004-05
Miguel Ojeda, 2006
Chris Iannetta, 2006-11
Wilin Rosario, 2012-15
Ian Desmond, 2017-18

21

Jamey Wright, 1998-99
Masato Yoshii, 2000
Adam Melhuse, 2001
Jack Cust, 2002
Chris Richard, 2003
Choo Freeman, 2004-06

Clint Barmes, 2007
Jonathan Herrera, 2008
Jason Marquis, 2009
Miguel Olivo, 2010
Ty Wigginton, 2011
Tyler Colvin, 2012-13
Eric Young, Sr. 1993-97, *2014-16
Jonathan Lucroy, 2017
Kyle Freeland, 2018

22

Eric Wedge, 1993
Nelson Liriano, 1998
Mark Strittmatter, 1998
Pat Watkins, 1999
Terry Shumpert, 1999-2002
Dustan Mohr, 2005
Scott Podsednik, 2008
*Tom Runnells, 2010
Hector Gomez, 2011
Jose Lopez, 2011
Jordan Pacheco, 2012
Walt Weiss, 1994-97, 2003-04, *2013-16
Chris Iannetta, 2018

23

*Don Zimmer, 1993-95
Bryan Rekar, 1995-97
Chuck McElroy, 1998-99
John Angelosi, 1999
Jeff Manto, 2000
Bubba Carpenter, 2000
Elvis Peña, 2000
Joe Davenport, 2001
Jacob Cruz, 2001
Ross Gload, 2002
Charles Johnson, 2003-04
Ryan Speier, 2005, 07-08
Jason Giambi, 2009-12
Charlie Culberson, 2013-14
Tom Murphy, 2016-18

24

Jerald Clark, 1993
*Dwight Evans, 1994
Harvey Pulliam, 1995-97
*Ken Griffey, 1996
Jeff Barry, 1998
Derrick Gibson, 1998
Tom Goodwin, 2000
Jay Payton, 2003
Vladimir Nuñez, 2004
Jason Smith, 2006
Ian Stewart, 2007-08
Dexter Fowler, 2009-13
Jordan Lyles, 2015-16
Ryan McMahon, 2017-18

25

*Don Baylor, 1993-98, 09-10
*Buddy Bell, 2000-02
Sandy Alomar Jr., 2002
Chris Sweeney, 2003-04
Eddie Garabito, 2005
Michael Restovich, 2005
Bobby Keppel, 2007
Seth Smith, 2008
*Rich Dauer, 2011-12
*Blake Doyle, 2014-16

26

*Amos Otis, 1993
Ellis Burks, 1994-98

*Rich Donnelly, 1999-2002
Walt McKeel, 2002
Mark Bellhorn, 2003
Jeff Francis, 2004-10, 2012-13
Jose Morales, 2011
Jason Pridie, 2014
David Dahl, 2016-18

27

Greg W. Harris, 1993
Butch Henry, 1993
Mike Harkey, 1994
Ty Van Burkleo, 1994
Jorge Brito, 1995-96
Steve Decker, 1996
Milt Thompson, 1996
Darryl Hamilton, 1998
Mike Kelly, 1999
Jeff Barry, 1999
Todd Hollandsworth, 2000-02
Jay Payton, 2002
Vic Darenbourg, 2003
Garrett Atkins, 2003-09
Greg Smith, 2010
Matt Lindstrom, 2011
Jon Garland, 2013
Tyler Chatwood, 2014
Trevor Story, 2016-18

28

Bryn Smith, 1993
Lance Painter, 1993-96
Rene Gonzales, 1997
Darnell Coles, 1997
Greg Colbrunn, 1998
Terry Shumpert, 1998
Lenny Harris, 1999
Mike Myers, 2000-01
Aaron Cook, 2003-11
Nolan Arenado, 2013-18

29

*Ron Hassey, 1993-95
Eric Anthony, 1996
Harvey Pulliam, 1996
Mark Thompson, 1998
*Milt May, 1999
Scott Servais, 2000
Carlos Mendoza, 2000
Ron Villone, 2001
Gary Bennett, 2001-02
*Dave Collins, 2003-06
Dan Serafini, 2007
Jorge De La Rosa, 2008-16
Shane Carle, 2017
Bryan Shaw, 2018

30

Keith Shepherd, 1993
Kevin Ritz, 1994-98
Rolando Arrojo, 2000
Adam Melhuse, 2000
Justin Speier, 2001-03
J.D. Closser, 2004
Jose Acevedo, 2005
*Glenallen Hill, 2007-11
Josh Roenicke, 2012
Brett Anderson, 2014
Tom Murphy, 2015
Jason Motte, 2016
Ryan Hanigan, 2017
Jerry Vasto, 2018

31

Greg W. Harris, 1994
Roger Bailey, 1995, 1997
Bret Saberhagen, 1995
J.R. Phillips, 1999
Darren Bragg, 2000
David Moraga, 2000
Robin Jennings, 2001
Sal Fasano, 2001
Gregg Zaun, 2003
*Clint Hurdle, 2004
Cory Sullivan, 2005-06
Rodrigo Lopez, 2007
Cedrick Bowers, 2008
Matt Daley, 2009-11
*Glenallen Hill, 2012
Chris Volstad, 2013
Eddie Butler, 2014-16
Kyle Freeland, 2017

32

Jayhawk Owens, 1993
Scott Aldred, 1993
Mike Harkey, 1994
Mark Thompson, 1995-97
Mark Brownson, 1998-99
Kevin Jarvis, 2000
Dan Miceli, 2001
Jason Jennings, 2002-06
LaTroy Hawkins, 2007, 2014-15
Glendon Rusch, 2009
J.C. Romero, 2011
Tyler Chatwood, 2012-17

33

Chris Jones, 1993-94
Larry Walker, 1995-2004
Justin Morneau, 2014-15

34

Mo Sanford, 1993
Scott Service, 1993
Jayhawk Owens, 1994-96
Pedro Astacio, 1997-2001
Shawn Chacon, 2002-05
Larry Bigbie, 2005
Matt Herges, 2007-08
Matt Belisle, 2009-14
Aaron Laffey, 2015
Jeff Hoffman, 2016-18

35

John Vander Wal, 1994-98
Henry Blanco, 1999
Butch Huskey, 2000
Cliff Brumbaugh, 2001
Aaron Cook, 2002
Nelson Cruz, 2003
Jeromy Burnitz, 2004
Eric Byrnes, 2005
Mike Eposito, 2005
Nate Field, 2006
Taylor Buchholz, 2007-10
Octavio Dotel, 2010
Jonathan Sanchez, 2012
Chad Bettis, 2013-18

36

*Larry Bearnarth, 1993-95
Mike Farmer, 1996
Bobby M. Jones, 1997-99
Gabe White, 2000-01
*Bob Apodaca, 2003-12
Tommy Field, 2012
Christian Bergman, 2014-16

*Steve Foster, 2017-18

37

Jay Gainer, 1993
*Rick Mathews, 1995
John Burke, 1996-97
*Tommy Sandt, 1999
Stan Belinda, 2000
Kane Davis, 2001
Darren Oliver, 2003
Joe Kennedy, 2004-05
Josh Fogg, 2006-07
Ryan Speier, 2009
Greg Reynolds, 2011
Adam Ottavino, 2012
Nick Masset, 2014
Pat Neshek, 2017

38

Jeff Parrett, 1993
Jim Czajkowski, 1994
Roger Bailey, 1995-96
Jeff McCurry, 1997
Lariel González, 1998
Manny Aybar, 2000
Kevin Jarvis, 2004
Ryan Shealy, 2005
Ubaldo Jiménez, 2006-11
Edgar González, 2011
*Rene Lachemann, 2013-14
Kyle Kendrick, 2015
Mike Dunn, 2017-18

39

Steve Reed, 1993-97
Jim Stoops, 1998
Angel Echevarria, 1999-00
Jay Powell, 2001
Brian Fuentes, 2002
Steve Reed, 2003-04
Blaine Neal, 2005
Tom Martin, 2006-07
Elmer Dessens, 2007
Valerio de los Santos, 2008
Paul Phillips, 2009-10
*Stu Cole, 2013-18

40

Brian Rose, 2000
Scott Elarton, 2001
Brian Fuentes, 2003-08
Brad Eldred, 2010
Kevin Millwood, 2011
*Bo McLaughlin, 2012-14
Darren Holmes, 1993-97, *2015-18

41

Mark Knudson, 1993
*Bill Plummer, 1994
*Art Howe, 1995
Robbie Beckett, 1996-97
David Wainhouse, 1998
Brian Bohanon, 1999-2001
Denny Stark, 2002-04
Jay Witasick, 2005
Jeremy Affeldt, 2006-07
Alberto Arias, 2008
Jose Capellan, 2008
Steve Register, 2008
Alan Embree, 2009
Bruce Billings, 2011
Cole Garner, 2011
Wil Nieves, 2012
Mitchell Boggs, 2013

* Manager/Coach

(Numerical Roster, continued)

Jair Jurrjens, 2014
*Jeff Salazar, 2017-18

42

A. Reynoso, 1993-96
*Jackie Moore, 1997

#42 retired by all teams in 1997 as a tribute to Jackie Robinson

43

Andy Ashby, 1993
Mike Muñoz, 1993-98
David Wainhouse, 1999
Bobby Chouinard, 2000-01
Dan Miceli, 2003
Adam Bernero, 2003-04
Ryan Shealy, 2006
*Rich Dauer, 2009-10
Alex White, 2011
*Carney Lansford, 2012
Collin McHugh, 2013
Pedro Hernandez, 2014
Rafael Ynoa, 2014-16
*Tony Diaz, 2017-18

44

Marvin Freeman, 1994-96
Alan Cockrell, 1996
Mike Dejean, 1997-2000
Rolando Arrojo, 2000
Mario Encarnacion, 2001
*Alan Cockrell, 2002
Preston Wilson, 2003-05
Alberto Arias, 2007
Ramon Ortiz, 2007
Micah Bowie, 2008
Edgmer Escalona, 2010
Juan Nicasio, 2011-13
Roy Oswalt, 2013
Ryan Wheeler, 2014
Tyler Anderson, 2016-18

45

Curtis Leskanic, 1993-94
*Frank Funk, 1996
Jerry Dipoto, 1997-2001
Victor Santos, 2002
Javier Lopez, 2003-04
Zach Day, 2005-06
Mike Venafro, 2006
Josh Newman, 2007-08
Elmer Dessens, 2007
Jhoulys Chacin, 2009-14
Scott Oberg, 2015-18

46

Kent Bottenfield, 1993-94
Greg W. Harris, 1993-94
*Paul Zuvella, 1996
*P.J. Carey, 1997
John Wasdin, 2000-01
Todd Beltz, 2001
Mark Corey, 2002
Matt Miller, 2003
Tim Harikkala, 2004
Bobby Seay, 2005
Miguel Asencio, 2006

Zach McClellan, 2007
Jason Hammel, 2009-11
Edwar Cabrera, 2012-13
Tyler Matzek, 2014
Miguel Castro, 2015-16

47

Bruce Hurst, 1993
Lance Painter, 1993
Mark Thompson, 1994
Omar Olivares, 1995
Bryan Hickerson, 1995
*Jackie Moore, 1996
Nate Minchey, 1997
Dave Veres, 1998-99
Giovanni Carrara, 2000
Horacio Estrada, 2001
Chris Nichting, 2002
Cory Vance, 2003
Scott Dohmann, 2004-06
Justin Hampson, 2006
John Mabry, 2007
Joe Koshansky, 2007-08
Samuel Deduno, 2010
Alan Johnson, 2011
Drew Pomeranz, 2011
Mike Ekstrom, 2012
Rafael Ortega, 2012
Chris Martin, 2014
Jairo Diaz, 2015-17

48

A.J. Sager, 1995
John Habyan, 1996
Frank Castillo, 1997
Rigo Beltran, 1999-2000
Craig House, 2000
Chris Nichting, 2001
Mike James, 2002
Marc Kroon, 2004
Tim Olson, 2005
Byung-Hyun Kim, 2006
Jason Hirsh, 2007-08
Esmil Rogers, 2009-12
Will Harris, 2012
Boone Logan, 2014-16
German Márquez, 2017-18

49

Scott Fredrickson, 1993
Juan Acevedo, 1995
*Frank Funk, 1997-98
Roberto Ramirez, 1999
Jose Jiménez, 2000-01
Dennys Reyes, 2002
Jason Young, 2003-04
Byung-Hyun Kim, 2005
Jose Mesa, 2006
Byung-Hyun Kim, 2007
Tim Harikkala, 2007
Jason Grilli, 2008-09
Adam Eaton, 2009
Rex Brothers, 2011-15
Antonio Senzate, 2017-18

50

Garvin Alston, 1996
*Bill Hayes, 1998
Julian Tavarez, 2000

Benny Agbayani, 2002
Scott Elarton, 2003-04
Travis Driskill, 2004
David Cortes, 2005-06
Jorge Julio, 1995
Jim Miller, 2011
Jamie Moyer, 2012
Jeff Manship, 2013
Dustin Garneau, 2015
Chad Qualls, 2016-17
Brooks Pounders, 2018

51

Luther Hackman, 1999
David Lee, 2000
Craig Dingman, 2001
Rick White, 2002
Randy Flores, 2002
Joe Roa, 2003
Allan Simpson, 2004-05
Aquilino Lopez, 2005
Sun-Woo Kim, 2005-06
Juan Morillo, 2006-07
Jose Vizcaino, 2008
Josh Fogg, 2009
Matt Reynolds, 2010-12
Brooks Brown, 2015
Jake McGee, 2016-18

52

John Thomson, 1997-2002
Sean Lowe, 2002
*Duane Espy, 2003-06
Juan Morillo, 2008
Joel Peralta, 2009
*Jim Wright, 2011-14
Chris Rusin, 2015-18

53

Gary Wayne, 1993
Bruce Walton, 1993
Mark Hutton, 1997
Fred Rath, 1998
Mike Porzio, 1999
*Marcel Lachemann, 2000-01
Cory Vance, 2002
*Rick Mathews, 2003-08
Randy Flores, 2009-10
Manny Delcarmen, 2010
Christian Friedrich, 2012-15
*Rene Lachemann, 2016
*Ron Gideon, 2017-18

54

Marcus Moore, 1993-94
Tim Scott, 1997
David Lee, 1999
Rick Croushore, 2000
Pete Walker, 2000
Tim Christman, 2001
Kent Mercker, 2002
*Goose Gossage, 2003-04
Randy Williams, 2005
Denny Bautista, 2006-07
Greg Reynolds, 2008
Jose Contreras, 2009
Eric Stults, 2011
Zach Putnam, 2012
Tommy Kahnle, 2014-15

Carlos Estévez, 2016-17

55

Mark Grant, 1993
Joe Grahe, 1995
Brooks Kieschnick, 2001
*Jim Wright, 2002, 2009-10
Jesus Sanchez, 2003
Shawn Estes, 2004
Danny Ardoin, 2005-06
Alvin Colina, 2006
Mark Redman, 2007-08
Felipe Paulino, 2011
Eliezer Alfonso, 2011
Ramon Hernandez, 2012
Jon Gray, 2015-18

56

Bryan Rekar, 1995
Brian McRae, 1999
Shawn Chacon, 2001
*Mark Strittmatter, 2003-05
Ray King, 2006
Franklin Morales, 2007-11, 2014
Josh Roenicke, 2011
Guillermo Moscoso, 2012
Logan Kensing, 2013
*Steve Foster, 2015-16
Greg Holland, 2017
Noel Cuevas, 2018

57

Darryl Kile, 1998-99
Jason Jennings, 2001

58

Dan Miceli, 2005
*Alan Cockrell, 2007-08
Juan Rincon, 2009-10
Jordan Pacheco, 2011, 2014
*Jerry Weinstein, 2013
Yohan Flande, 2015-16
*Duane Espy, 2017

59

Todd Jones, 2002-03
Chris Gissell, 2004
*Mark Strittmatter, 2006-07
Clayton Mortensen, 2011
Carlos Torres, 2012
Wilton Lopez, 2013-14
Harrison Musgrave, 2018

60

Manuel Corpas, 2006-10, 2013
Justin Miller, 2015-16
Zac Rosscup, 2017

61

Ramon Ramirez, 2006-07
Livan Hernandez, 2008
Edgmer Escalona, 2010-13
David Hale, 2015-16
Matt Carasiti, 2016
Sam Howard, 2018

62

Marcos Carvajal, 2005
Rob Scahill, 2012-14
Jorge Rondon, 2015
González Germen, 2015-16
Yency Almonte, 2018

63

Rafael Betancourt, 2009-13, 2015
DJ Johnson, 2018

64

Simon Castro, 2015

65

Jason Gurka, 2015-16
Stephen Cardullo, 2016

66

John Axford, 2015
*Aaron Muñoz, 2017

67

Ken Roberts, 2015
German Márquez, 2016

68

Raimel Tapia, 2016

71

Chin-hui Tsao, 2003-05
Wade Davis, 2018

72

Jordan Patterson, 2016

73

Robert Averette, 2001

74

Pat Valaika, 2016

75

*Mike Hamilton, 2003

77

*Walt Weiss, 2002
Matt Herges, 2009
*Aaron Muñoz, 2018

88

Josh Outman, 2012-13

97

Joe Beimel, 2009-10

99

Turk Wendell, 2004
Darren Clarke, 2007
Alfredo Amezaga, 2011

* Manager/Coach

Key Dates in Rockies History

1985

Aug. 8 – Baseball's new Basic Agreement permits the National League to expand by two teams.

1987

Oct. 31 – U.S. Senators from eight states, including Colorado Sen. Tim Wirth, create a Congressional task force to investigate baseball expansion.

1989

June 15 – Baseball says it will announce a timetable for NL expansion within 90 days after a new Basic Agreement.

1990

Aug. 14 – Denver-area voters pass a 0.1 percent sales tax to finance construction of a new ballpark, if MLB awards a team.

Aug. 23 – Colorado's Baseball Advisory Committee, headed by Gov. Roy Romer, designates the Colorado Baseball Partnership to spearhead the formation of an ownership group.

Sept. 18 – The NL Expansion Committee hears Denver's presentation.

Dec. 18 – The NL unveils its short list of six potential expansion sites: Buffalo, Denver, Orlando, South Florida, Tampa-St. Petersburg and Washington, D.C.

1991

March 13 – The Denver Metropolitan Major League Baseball Stadium District chooses its site: 20th and Blake.

March 15 – Ownership announces that the proposed park will be named Coors Field.

March 26 – The NL Expansion Committee visits Denver.

June 10 – MLB Commissioner Fay Vincent announces Denver and South Florida are the NL's selections for expansion.

July 5 – Major League owners unanimously approve Denver and South Florida as baseball's two newest franchises. Colorado Baseball Partnership announces that the team will be called the Colorado Rockies and unveils the team logo.

Sept. – Bob Gebhard is named the first general manager.

1992

Feb. 14 – KOA-Radio (850 AM) signs a five-year contract, becoming the flagship station.

March 2 – Ownership chooses Tucson, Ariz., as the Rockies' Spring Training home.

April 16 – KWGN-TV (Channel 2) signs a five-year agreement to become the Rockies' exclusive over-the-air television station.

June 16 – Bend, Ore., hosts the first game in organization history, a Single-A Northwest League contest between the Bend Rockies and Boise Hawks. With the

Rockies trailing 4-1 in the bottom of the eighth, catcher Will Scalzitti hits a grand slam to give his club a dramatic 6-4 win.

July 4 – The Rockies unveil their 1993 uniforms (home, road, and Sunday alternate) at a Team USA-Team Cuba baseball game at Mile High Stadium in front of 61,165 fans. Also, the team improves its logo.

Sept. 2 – Colorado businessmen Jerry McMorris, Oren Benton and Charles Monfort acquire the owning interests of the Club.

Oct. 16 – Ground is broken on the future site of Coors Field.

Nov. 9 – The Colorado Baseball Partnership completes its acquisition of the franchise by paying the \$95 million franchise fee.

Nov. 17 – The Rockies select David Nied from the Atlanta Braves to open the MLB Expansion Draft in New York City. At the same time, over 20,000 fans fill Denver's Curriegan Hall to watch the historic event. After the draft, Colorado trades Kevin Reimer and Jody Reed for Dante Bichette and Rudy Seanez.

1993

Jan. 26 – The Rockies restructure their front office. Jerry McMorris becomes Chairman, President and C.E.O.; Oren Benton and Charles Monfort become Vice Chairmen.

Feb. 18 – Pitchers and catchers report to Tucson, Ariz., for the Club's inaugural Spring Training. Position players report five days later.

April 5 – The Club plays its first regular season game against the New York Mets at Shea Stadium. Dwight Gooden pitches a three-hit shutout.

April 9 – The Rockies host Montreal at Mile High Stadium. Eric Young homers to lead off the bottom of the first, bringing the record-setting crowd of 80,227 to its feet. Colorado wins, 11-4, behind 37-year-old Bryn Smith, who blanks the Expos over the first seven innings.

Sept. 17 – The Rockies surpass the four million mark on their 71st game date, breaking MLB's single-season attendance record.

Nov. 2 – The Club and the Denver Metropolitan Stadium District agree to expand Coors Field to approximately 50,200.

1994

Jan. 13 – Responding to fan requests, the Club alters its uniforms. Names are placed on the back of the home jerseys, while the road uniform's lettering is changed from silver to purple.

1995

April 26 – The Rockies inaugurate Coors Field in dramatic fashion. Dante Bichette

hits a game-winning, three-run home run to beat the New York Mets in the 14th inning, 11-9

June 2 – The Rockies select the University of Tennessee's Todd Helton in the first round (eighth overall) of Major League Baseball's First-Year Player Draft.

June 26 – National League President Leonard Coleman announces that Coors Field has been selected to host the 1998 All-Star Game.

Oct. 1 – The Rockies defeat the San Francisco Giants, 10-9, to claim the National League Wild Card, becoming the first expansion team to reach postseason play prior to its eighth year of competition.

Oct. 3 – The Rockies host Atlanta for the first postseason game in franchise history. The Braves win, 5-4, in the National League Division Series opener.

Oct. 6 – Colorado wins its first postseason game, 7-5 over the Braves in Game Three.

Nov. 7 – Don Baylor is announced as National League Manager of the Year, after leading his third-year club to postseason play.

1996

Feb. 15 – The city of Tucson and the Rockies reach an agreement in principal to keep the city as the Rockies Spring Training home for the next 15 years.

1997

Feb. 26 – The Rockies and FOX Sports Rocky Mountain reach a multi-year agreement for the cable rights to the club, beginning with seven telecasts in 1997 and expanding to 50 games each year for the remainder of the contract.

April 5 – At Olympic Stadium in Montreal, the Rockies hit a then-franchise-record seven home runs, including three by Larry Walker.

May 31 – Andres Galarraga hit a 529-foot grand slam off Kevin Brown, then was ejected four innings later for charging the mound after being hit by a pitch in the Rockies' 8-4 victory over the Florida Marlins at Miami. Galarraga's slam was the longest home run ever at Pro Player Stadium, and the longest in the Rockies' history.

Sept. 24 – Minor League pitcher Doug Million passes away after a severe asthma attack in Mesa, Ariz., where he was taking part in Instructional League.

Nov. 13 – Larry Walker wins the National League's Most Valuable Player. He becomes the first Canadian and first Rockie to win the award. Walker is voted first on 22 of the 28 ballots submitted.

Dec. 8 – Richard L. Monfort becomes Vice Chairman, joining his brother, Charles, who has held the position since 1992.

(Key Dates in Rockies History, continued)**1998**

July 6 – Coors Field hosts the 69th annual Major League All-Star festivities. Ken Griffey, Jr. beats out Jim Thome to win the Home Run Derby.

July 7 – In the highest-scoring All-Star game to that point, the American League beats the National League 13-8 in the 69th Mid-Summer Classic at Coors Field. Roberto Alomar earns the MVP award.

Oct. 5 – Jim Leyland is named just the second manager in Rockies' history.

1999

April 4 – The Rockies and San Diego Padres become the first teams to open a Major League schedule outside of the U.S. or Canada, playing in Monterrey, Mexico. Colorado wins, 8-2.

May 5 – Beating the Chicago Cubs 13-6, the Rockies become the third team in the 1900s to score a run in every inning.

May 7 – The Rockies tie a National League record established by the 1894 Pirates and 1949 Giants when they extend their scoring streak to 14 consecutive innings, three shy of the Major League record of 17 set by the 1903 Red Sox.

April 20 – Tragedy strikes nearby Columbine High School and the Rockies postpone two home games with the Montreal Expos.

Aug. 20 – Bob Gebhard, the franchise's first and only general manager, resigns.

Sept. 20 – Dan O'Dowd is named the second general manager in franchise history.

Oct. 20 – Buddy Bell is named the third manager in franchise history.

2000

Jan. 19 – Rockies introduce additions to their uniforms, as well as an alternate purple jersey, home uniform and purple-billed cap.

May 3 – The Rockies set a then-franchise record with 24 hits in a 16-7 win vs. Montreal at Coors Field.

June 18 – In a 19-2 win over Arizona, Mike Lansing hits for the cycle in four innings. The second baseman gets a triple in the first inning, a two-run home run in the second, a double in the third, and a single in the fourth.

Aug. 22 – Catcher Brent Mayne pitches a scoreless 12th inning vs. the Atlanta Braves and becomes the first position player to be credited with a win since Rocky Colavito in 1968, and the last to do so until Wilson Valdez in 2011. The Rockies win 7-6 in 12 innings.

2001

Aug. 14 – President George W. Bush attends the Rockies game vs. Atlanta at Coors Field. Colorado wins, 5-4, in 10 innings.

Oct. 18 – Keli McGregor is named Rockies club president.

2002

April 26 – Clint Hurdle is named the fourth manager in team history, replacing Buddy Bell.

Nov. 4 – Jason Jennings becomes the first Rockie to be named NL Rookie of the Year. Jennings is the only player to appear on all 32 ballots and wins the award in a landslide with 150 points.

2003

March 31 – Charlie Monfort is named Chairman and CEO.

April 8 – By going 4-for-4 along with three walks, Rockies' first baseman Todd Helton sets a club record by reaching base in all seven plate appearances in Colorado's 15-12 loss at Coors Field.

April 10 – In a 7-6 win vs. St. Louis, the Rockies turn the first triple play in club history. With Scott Rolon on second base and Tino Martinez on first, Colorado's first baseman Todd Helton catches Orlando Palmeiro's soft liner for the first out and throws to shortstop Jose Hernandez, who steps on second for the second out and then tags Martinez to complete the triple play.

Aug. 3 – The Rockies tie the club record with 24 hits in a 16-4 win at Pittsburgh.

2004

Aug. 6 – The Rockies trade Larry Walker, the franchise's all-time leader in nearly every offensive category, to the St. Louis Cardinals for three Minor Leaguers.

Nov. 9 – In a meeting of the directors and shareholders of the Colorado Rockies, general partner Jerry McMorris is removed as an officer of the club.

2005

June 7 – The Rockies select infielder Troy Tulowitzki in the first round (seventh overall) of Major League Baseball's First-Year Player Draft.

Dec. 15 – Charlie and Dick Monfort purchase the Jerry McMorris financial interest in the franchise, ending McMorris' affiliation with the Rockies.

2006

April 9 – Cory Sullivan becomes the 11th player in Major League history to hit two triples in the same inning and the first since Gil Coan of the Washington Senators accomplished the feat in 1951.

June 7 – With just 10 sacrifice flies during their first 58 games, the Rockies tie a Major League with five sac-flies during the 16-9 Coors Field victory over Pittsburgh.

June 20 – The combined efforts of Rockies starter Jason Jennings and relievers Tom Martin and Brian Fuentes produce the first one-hitter in franchise history. The 6-0 victory against Oakland marks the third time that one hit or less has been given up in a Coors Field contest.

Aug. 14 – Vinny Castilla signs with Colorado, returning to the Rockies to finish his career.

2007

April 29 – At Coors Field during a 9-7 Colorado victory over the Braves, Troy Tulowitzki turns the 13th unassisted triple play in MLB history. With base runners on first and second on the move in the top of the seventh, Tulowitzki catches Chipper Jones' line drive (1), steps on second to retire Kelly Johnson (2), and then tags Edgar Renteria (3) returning to first base.

Oct. 1 – The Rockies clinch the NL Wild Card after defeating the Padres 9-8 in 13 innings of Game 163 at Coors Field in what was just the seventh one-game playoff in Major League history.

Oct. 6 – The Rockies complete a three-game sweep of the Philadelphia Phillies to win the NL Division Series.

Oct. 15 – Colorado completes a four-game sweep of the Arizona Diamondbacks to win the club's first National League Championship and advances to their first-ever World Series vs. Boston. This win is also the 21st win of 22 games.

2008

April 22 – The Rockies play 22 innings at San Diego, beating the Padres by a score of 2-1 in what is the longest game in franchise history by innings. The game lasts six hours and sixteen minutes, and is won on a Troy Tulowitzki RBI double that scores Willy Taveras from third base.

July 1 – In the shortest nine-inning game in Coors Field history, Aaron Cook threw 79 pitches in the 1:58 contest. Cook allowed five hits in the 4-0 win.

Nov. 12 – The Rockies acquire outfielder Carlos González, left-handed pitcher Greg Smith and right-hander Huston Street from the Oakland Athletics in exchange for outfielder Matt Holliday.

2009

May 19 – Todd Helton becomes the first player in club history to record 2,000 hits with a single at Atlanta off Jair Jurrjens.

May 29 – Jim Tracy is named the Rockies' fifth manager in franchise history, replacing Clint Hurdle, whose teams won 534 games.

Oct. 1 – The Rockies clinch the NL Wild Card after defeating the Brewers 9-2 at Coors Field.

Nov. 17 – Construction begins on Salt River Fields at Talking Stick, the Rockies' and Diamondbacks' new Spring Training complex, with an aggressive fast-tracked schedule to get the stadium done by the 2011 campaign.

Nov. 18 – Manager Jim Tracy is named the National League Manager of the Year. Tracy becomes the second Rockies Manager to win the award, joining his 2009 hitting coach Don Baylor (1995).

(Key Dates in Rockies History, continued)

2010

April 17 – Ubaldo Jiménez throws the first no-hitter in franchise history. Jiménez led the Rockies to a 4-0 victory over Atlanta at Turner Field.

April 20 – Rockies President Keli McGregor, while on a business trip for the club, passes away in Salt Lake City. The 47-year-old baseball executive spent 17 years with Colorado, joining the Rockies in 1993 as senior director of operations.

July 31 – Carlos González hits a game-ending home run to complete the sixth cycle in franchise history in the Rockies' 6-5 comeback win vs. the Chicago Cubs. González became the fifth player to complete the cycle with a game-ending home run.

2011

Feb. 26 – The Rockies play their first game at the new Spring Training facility in Scottsdale, Ariz., Salt River Fields at Talking Stick.

May 19 – In the Rockies' 7-1 victory over Philadelphia at Citizens Bank Park, 40 year-old Jason Giambi becomes the second-oldest player to hit three home runs in a game.

June 30 – Todd Helton becomes the first Rockies player to play in 2,000 career MLB games.

Sept. 25 – En route to a 19-3 win at Houston, the Rockies record a franchise-record 25 hits.

2012

April 17 – Jamie Moyer becomes the oldest pitcher in MLB history to earn a win, beating the San Diego Padres, 5-3, at Coors Field.

May 31 – At Coors Field, Carlos González sets a franchise record and becomes the 22nd Major League player to hit a home run in his fourth straight at-bat. He hit three homers on May 30.

November 7 – Walt Weiss is named the sixth manager in Rockies history.

2013

April 23 – In the first game of a doubleheader between the Rockies and the Atlanta Braves, the temperature at first pitch is an MLB-record low 23 degrees. Game 2 warms up to 30 degrees. Atlanta wins both games, 4-3 and 10-2.

Sept. 25 – Todd Helton plays his final home game before a sold-out Coors Field crowd vs. Boston. Helton homers in his first at-bat and finishes the game 2-for-3 with a double, home run and three RBI.

Sept. 28 – Todd Helton plays his final game (at Los Angeles Dodgers), finishing his career playing all 2,247 games for the organization that originally drafted him.

2014

April 4 – Charlie Blackmon ties a team record established by Andres Galarraga in 1995, collecting six hits in the Rockies' 12-2 rout of Arizona in the home opener. Blackmon is the first Major Leaguer to

collect three doubles, two singles, and a home run in a game.

July 29 – The Rockies play their longest game in history at six hours and 27 minutes against the Cubs at Wrigley Field in Chicago. The result is a 4-3 loss in 16 innings.

Aug. 17 – The Rockies retire Todd Helton's number 17 in a pregame ceremony. He is the first player in franchise history to have his number retired.

Oct. 8 – The Rockies name Jeff Bridich the Club's third general manager following the resignation of Dan O'Dowd.

2015

July 28 – Troy Tulowitzki is traded to the Toronto Blue Jays along with LaTroy Hawkins for Miguel Castro, Jeff Hoffman, Jose Reyes and Jesus Tinoco.

June 14 – Jorge De La Rosa earns his 73rd career win, at Miami, surpassing Aaron Cook for the Rockies' all-time win record.

2016

Feb. 20 – Coors Field plays host to the first outdoor college hockey game in Colorado history as the University of Denver Pioneers beat the Colorado College Tigers, 4-1. A week later on Feb. 27, the Colorado Avalanche host the Detroit Red Wings as part of the NHL's Stadium Series and fall 5-3.

April 4 – Trevor Story becomes the first Major League player to ever hit two home runs in a debut on Opening Day. Story also becomes the first Rockies player to ever homer twice in a Major League debut. No shortstop had ever hit two home runs in a debut since Bert Campaneris of the Kansas City Athletics on July 23, 1964 at Minnesota.

June 24 – The Rockies and Diamondbacks played the longest nine-inning game in National League history, a 10-9 Arizona win in four hours, 30 minutes at Coors Field.

Aug. 7 – Miami outfielder Ichiro Suzuki hit a seventh-inning triple at Coors Field off Chris Rusin for his 3,000th Major League hit. He becomes the 30th Major League player to reach the milestone.

Sept. 17 – Jon Gray sets a franchise and Coors Field record with 16 strikeouts vs. San Diego in his first Major League complete-game shutout.

Nov. 7 – Bud Black is named the seventh manager in Rockies history.

2017

June 18 – Nolan Arenado hits a walk-off home run to complete the cycle on Father's Day, becoming the fifth player in MLB history to complete the cycle with a walk-off home run.

July 9 – Denver native Kyle Freeland takes a no-hit bid through 8.1 innings at Coors Field, the longest no-hit bid in Denver in franchise history.

Aug. 14 – Chad Bettis returns from testicular cancer to make his first start of the season vs. the Atlanta Braves.

Sept. 16 – The Rockies beat the Padres 16-0, the largest margin of victory in a shutout in franchise history.

Sept. 29 – Charlie Blackmon records his 102nd RBI of the season, setting a Major League record for RBI by a leadoff hitter.

Sept. 30 – With a Brewers loss to the Cardinals, the Rockies clinch the second Wild Card, the fourth playoff berth in franchise history.

Oct. 4 – The Rockies lose to the Diamondbacks 11-8 in the National League Wild Card Game.

Nov. 7 – Nolan Arenado wins his fifth consecutive Rawlings Gold Glove Award, becoming the first player in National League history, and the first infielder in MLB history, to win a Gold Glove in each of their first five seasons.

2018

Sept. 5 – In his first career three-home run game, against San Francisco, Trevor Story sets a Coors Field record with a 505' home run hit to the concourse in left-center field.

Sept. 26 – German Márquez ties a modern Major League record (joining Jim Deshaies and Jacob deGrom) by striking out the first eight batters faced in his start against the New York Mets.

Sept. 30 – Charlie Blackmon hits his first career cycle, the ninth in franchise history and the first in MLB history to ever come in the 162nd game of the season.

Sept. 30 – The Rockies finish the regular season with a total paid attendance of 3,015,880, their first time surpassing three million fans since 2011.

Oct. 1 – After finishing the regular season with identical records of 91-71, the Rockies and Dodgers play a tiebreaker game in Los Angeles to determine the National League West Division Champion. It is the second tiebreaker game in Rockies history, the first to decide a division winner. Los Angeles beats the Rockies by a score of 5-2.

Oct. 2 – The Rockies play in the National League Wild Card Game for the second consecutive season, this time against the Cubs at Wrigley Field. The Rockies win 2-1 in 13 innings on an RBI single by Tony Wolters.

Oct. 4 – The Rockies, by virtue of winning the Wild Card Game, play Game One of the National League Division Series in Milwaukee, their fourth NLDS in franchise history and their first since 2009.

Oct. 7 – Coors Field hosts a postseason game for the first time since Oct. 12, 2009. The Rockies fall to the Brewers 6-0 and lose the NLDS 3-0.

History of Baseball in Denver

Although Major League Baseball did not arrive until 1993, professional baseball in the Rocky Mountain Region can be traced back to 1886 with the advent of the Western League. The Denver Bears were crowned the first league champions and baseball in the Mile High City would go on to become an off-and-on occurrence over the next 60 years, with the game becoming a permanent fixture in 1948.

Built in 1948, Mile High Stadium was known as Bears Stadium until 1969. Denver finally became a Triple-A city in 1955, when the American League's Philadelphia A's moved to Kansas City, thus allowing the Bears' owners, the Howsam family, the opportunity to purchase the then-homeless New York Yankees' Minor League affiliate for \$90,000. The Yankees tabbed an untried Ralph Houk to manage the Triple-A club and were led by the likes of Bobby Richardson, Tony Kubek and Ralph Terry. The first Triple-A champions in Denver history were the 1960 Bears, piloted by Charlie Metro.

When the Broncos became a charter member of the American Football League in 1959, the south stands (8,100 seats) and portable east stands (9,616 seats) were added to give a capacity of 34,657 for football. The Broncos began play in 1960.

From 1963-68, the Bears were a member of the Pacific Coast League. The 1968 entry was the affiliate of the Minnesota Twins, managed by the fiery Billy Martin and led by Graig Nettles and Bob Oliver.

After Denver voters turned down a stadium bond issue to build an all-purpose metropolitan stadium in 1967, a non-profit group began a fund-raising drive with the goal of purchasing the stadium for the city. In February 1968, the group bought the stadium from Rocky Mountain Empire Sports for \$1.8 million and presented it to the city. A 16,000-seat upper deck was immediately constructed over the west stands, raising the capacity to over 50,000. In December 1968, the stadium was renamed Denver Mile High Stadium. Further expansion of Mile High began in 1975 and was completed in 1977. Voters passed a \$25 million bond issue in 1974 to expand the stadium from its capacity of 51,706 to 75,100. The construction of 60 Penthouse Suites atop the west stands brought the stadium to its final capacity of 76,098 in 1986.

The Bears moved to the American Association in 1969, which would stand as the home of all of the remaining Denver franchises until 1992. From 1970-83, the Bears established themselves as a championship franchise, winning five league crowns and three division titles. Graced by future big league stars such as Tim Wallach and Tim Lincecum, the Bears drew record crowds night after night, including a 1982 Fireworks Night crowd of 65,666, which established a Minor League record.

Under new ownership, the Zephyrs came to Denver in 1985, as an affiliate of the Cincinnati Reds. The likes of Eric Davis, Paul O'Neill and Barry Larkin displayed their talents in Denver before moving on to prominent big league careers.

The Z's joined the Milwaukee Brewers chain in 1987 and remained a Brewers affiliate until 1992. One of the



Mile High Stadium on Opening Day, April 9, 1993

most memorable moments in the Zephyrs' tenure at Mile High was a 582-foot home run by Joey Meyer into the upper deck of the east stands. One seat in the all-blue section was painted orange to signify Meyer's towering blast. John Jaha later sent one near Meyer's homer, just a few feet to the left. Gary Sheffield and Greg Vaughn were some of the other fan favorites of the more recent Zephyr clubs.

When Major League owners unanimously approved Denver and South Florida as baseball's two newest franchises on July 5, 1991, not only did that date mark the birth of the Rockies but also the end of over 100 years of Minor League baseball in Denver.

A Major League record crowd of 80,227 packed Mile High for the first home game in Rockies franchise history, April 9, 1993 vs. Montreal. Eric Young hit a home run to lead off the bottom of the first inning as the Rockies cruised to an 11-4 victory, signifying the beginning of big league baseball in the Rocky Mountain region.

After drawing 4,483,350 in the 1993 inaugural season, the Rockies were on pace to shatter that mark in 1994, averaging 58,598 through 56 home dates, which would have put the season ending mark at 4,687,840, if it were not for the strike that ended the 1994 season in August. In those first two seasons at Mile High, the Rockies had 52 occasions when better than 60,000 paid to watch baseball; 21 times the crowd eclipsed 70,000.

The Rockies moved into Coors Field in 1995 after shattering nearly every attendance mark in the books. In 135 dates at Mile High, the Rockies drew 7,701,861 fans, an average of 57,051 per game.

Demolition of Mile High was completed in March 2002. On Aug. 29, 2006, the Rockies and the Rocky Mountain Chapter of SABR unveiled a plaque commemorating Bears/Mile High Stadium, and a home plate made of steel was placed on the exact location of home plate at Mile High, which is currently in a parking lot adjacent to the Broncos' new home.

Franchise Firsts

Club General

- **Game:** April 5, 1993 at New York (loss, 0-3)
- **Win:** April 9, 1993 vs. Montreal, 11-4
- **Extra-Inning Game:** May 1, 1993 at Florida (7-6 loss in 11)
- **Ejection:** May 10, 1993 vs. San Francisco, Charlie Hayes in the sixth inning
- **Error:** April 7, 1993 at New York, Charlie Hayes in the first inning
- **Postponement:** April 12, 1993 vs. New York
- **Rain Delay:** April 24, 1993 vs. Florida, 1:11 delay

Individual Batting

- **Batter:** April 5, 1993 at New York, Eric Young (bunt ground out vs. Dwight Gooden)
- **Base Hit:** April 5, 1993 at New York, Andres Galarraga (second inning)
- **Run:** April 7, 1993 at New York, Dante Bichette (seventh inning solo homer)
- **RBI:** April 7, 1993 at New York, Dante Bichette (seventh inning solo homer)
- **Extra-Base Hit:** April 7, 1993 at New York, Dante Bichette (seventh inning solo homer)
- **Double:** April 9, 1993 vs. Montreal, Jerald Clark (first inning)
- **Triple:** April 10, 1993 vs. Montreal, Joe Girardi (fifth inning)
- **Home Run:** April 7, 1993 at New York, Dante Bichette off Bret Saberhagen (seventh inning)
- **Grand Slam:** May 4, 1993 at Chicago, Jim Tatum off Dan Plesac (eighth inning, pinch-hit)
- **Stolen Base:** April 5, 1993 at New York, Eric Young (third inning)
- **Pinch-Hitter:** April 5, 1993 at New York, Daryl Boston (eighth inning, strikeout)
- **Walk:** April 5, 1993 at New York, Alex Cole by Dwight Gooden
- **Strikeout:** April 5, 1993 at New York, Andres Galarraga by Dwight Gooden

Individual Pitching

- **Pitch:** April 5, 1993 at New York, David Nied to Vince Coleman
- **Win:** April 9, 1993 vs. Montreal, Bryn Smith
- **Complete Game:** April 15, 1993 vs. NYM, David Nied
- **Shutout:** April 14, 1994 at Philadelphia, David Nied (7.0), Bruce Ruffin (1.0) and Darren Holmes (1.0)
- **Complete-Game Shutout:** June 21, 1994 vs. Houston, David Nied
- **Save:** April 23, 1993 vs. Florida, Darren Holmes

(Individual Pitching, continued)

- **Walk:** April 5, 1993 at New York, Eddie Murray by David Nied (third inning)
- **Strikeout:** April 5, 1993 at New York, Vince Coleman by David Nied (first inning)
- **Wild Pitch:** April 7, 1993 at New York, Scott Aldred
- **Balk:** April 13, 1993 vs. New York, Andy Ashby
- **No-Hitter:** April 17, 2010 at ATL, Ubaldo Jiménez



Eric Young led off the franchise's first-ever home game with a home run off Montreal's Kent Bottenfield.

ONLY PLAYERS IN MLB HISTORY WITH .370 AVERAGE, 40 HR, 140 RBI

Player, Club	Year	Avg-HR-RBI
Babe Ruth (NYY)	1920	.376-54-137
Babe Ruth (NYY)	1921	.378-59-171
R. Hornsby (STL)	1922	.401-42-152
Babe Ruth (NYY)	1924	.378-46-121
Lou Gehrig (NYY)	1927	.373-47-175
Chuck Klein (PHI)	1930	.386-40-170
Babe Ruth (NYY)	1931	.373-46-163
Todd Helton (COL)	2000	.372-42-147

HIGHEST AVERAGE, FIRST BASEMEN MAJOR LEAGUE HISTORY

Avg.	Player	Club	Year
.420	George Sisler	STL-A	1922
.407	George Sisler	STL-A	1920
.401	Bill Terry	NY-N	1930
.388	Rod Carew	MIN	1977
.379	Lou Gehrig	NYY	1930
.374	Lou Gehrig	NYY	1928
.373	Lou Gehrig	NYY	1927
.372	Todd Helton	COL	2000
.372	Bill Terry	NY-N	1929

Rockies Award Winners

NL Most Valuable Player

1997 Larry Walker (BBWAA)

NL Manager of the Year

1995 Don Baylor (BBWAA)
2009 Jim Tracy (BBWAA, *Sporting News*)

NL Rookie of the Year

2002 Jason Jennings (BBWAA)

Major League Player of the Year

2000 Todd Helton (AP, *Baseball Digest*)
2010 Carlos González (Players Choice)

NL Player of the Year

2000 Todd Helton (*Sporting News*)
2010 Carlos González (Players Choice)

NL Rookie Pitcher of the Year

2002 Jason Jennings (*Sporting News*)

NL Rookie Player of the Year

1998 Todd Helton (*Sporting News*)

All-Rookie Team

1998 Todd Helton (*Topps, Baseball Digest*)
2002 Jason Jennings (*Topps, Baseball Digest*)
2007 Troy Tulowitzki (*Topps, Baseball Digest*)
2012 Wilin Rosario (*Topps, Baseball Digest*)
2013 Nolan Arenado (*Topps, Baseball Digest, Baseball America*)
2016 Trevor Story (*Baseball Digest*)
2017 German Márquez (*Topps*)
..... Kyle Freeland (*Baseball Digest*)

Comeback Player of the Year

1993 Andres Galarraga (*Sporting News*)

Rawlings Gold Glove

1997 Larry Walker
1998 Larry Walker
1999 Larry Walker
2000 Neifi Perez
2001 Todd Helton
..... Larry Walker
2002 Todd Helton
..... Larry Walker
2004 Todd Helton
2010 Carlos González
..... Troy Tulowitzki
2011 Troy Tulowitzki
2012 Carlos González
2013 Nolan Arenado
..... Carlos González
2014 Nolan Arenado
..... DJ LeMahieu
2015 Nolan Arenado
2016 Nolan Arenado
2017 Nolan Arenado
..... DJ LeMahieu
2018 Nolan Arenado
..... DJ LeMahieu


Rawlings Platinum Glove

2017 Nolan Arenado
2018 Nolan Arenado

Mel Ott Award

NL leader in Home Runs

1995 Dante Bichette
1996 Andres Galarraga
1997 Larry Walker
2015 Nolan Arenado (tied)
2016 Nolan Arenado (tied)
2018 Nolan Arenado



Third baseman Nolan Arenado won his sixth Rawlings Gold Glove award in 2018.

Louisville Silver Slugger

1995 Dante Bichette (OF)
..... Vinny Castilla (3B)
1996 Ellis Burks (OF)
..... Andres Galarraga (1B)
..... Eric Young (2B)
1997 Vinny Castilla (3B)
..... Larry Walker (OF)
1998 Vinny Castilla (3B)
1999 Larry Walker (OF)
2000 Todd Helton (1B)
2001 Mike Hampton (P)
..... Todd Helton (1B)
2002 Mike Hampton (P)
..... Todd Helton (1B)
2003 Todd Helton (1B)
2006 Matt Holliday (OF)
2007 Matt Holliday (OF)
2008 Matt Holliday (OF)
2010 Carlos González (OF)
..... Troy Tulowitzki (SS)
2011 Troy Tulowitzki (SS)
2013 Michael Cuddyer (OF)
2015 Nolan Arenado (3B)
..... Carlos González (OF)
2016 Nolan Arenado (3B)
..... Charlie Blackmon (OF)
2017 Nolan Arenado (3B)
..... Charlie Blackmon (OF)
2018 Nolan Arenado (3B)
..... German Márquez (P)
..... Trevor Story (SS)

Lou Brock Award

League Leader in Stolen Bases

1996 Eric Young
2001 Juan Pierre (co-winner)
2008 Willy Taveras

Tony Gwynn Award

NL leader in batting average

1993 Andres Galarraga (.370)
1998 Larry Walker (.363)
1999 Larry Walker (.379)
2000 Todd Helton (.372)
2001 Larry Walker (.350)
2007 Matt Holliday (.340)
2010 Carlos González (.336)
2013 Michael Cuddyer (.331)
2014 Justin Morneau (.319)
2016 DJ LeMahieu (.348)
2017 Charlie Blackmon (.331)

(Rockies Award Winners, continued)

NL Player of the Month

June, 1993..... Andres Galarraga (.420-6-21)
Sept., 1993..... Andres Galarraga (.382-5-23)
April, 1994..... Ellis Burks (.413-9-17)
July, 1995..... Dante Bichette (.296-11-35)
Sept., 1995..... Dante Bichette (.365-8-28)
June, 1996..... Dante Bichette (.375-11-39)
April, 1997..... Larry Walker (.456-11-29)
May, 2000..... Todd Helton (.512-11-26)
Aug., 2000..... Todd Helton (.476-7-32)
May, 2002..... Todd Helton (.347-10-28)
July, 2002..... Larry Walker (.438-5-17)
April, 2003..... Todd Helton (.337-6-27)
Sept., 2007..... Matt Holliday (.367-12-30)
Sept., 2010..... Troy Tulowitzki (.322-15-40)
April, 2014..... Troy Tulowitzki (.381-7-22)
July, 2015..... Carlos González (.386-11-24)
Sept., 2015..... Nolan Arenado (.336-12-35)
May, 2017..... Charlie Blackmon (.359-6-22)
July, 2017..... Nolan Arenado (.389-8-30)

NL Pitcher of the Month

April, 2003..... Shawn Chacon (4-0, 1.04)
April, 2010..... Ubaldo Jiménez (5-0, 0.79)
May, 2010..... Ubaldo Jiménez (5-1, 0.78)
Sept., 2018..... German Márquez (3-1, 2.14)

NL Rookie of the Month

Aug., 2002..... Jason Jennings (5-1, 3.55)
April, 2005..... Clint Barmes (410-4-14)
June, 2005..... Garrett Atkins (.364-3-26)
Aug., 2007..... Troy Tulowitzki (.333-6-25)
July, 2008..... Ian Stewart (.432-1-15)
April, 2016..... Trevor Story (.261-10-20)
April, 2017..... Antonio Senzatezela (3-1, 2.81)

Roberto Clemente Award Nominees

1996..... Jason Bates, Dante Bichette, A.Galarraga
1997..... Dante Bichette, Steve Reed, Walt Weiss
1998..... Dante Bichette, Kevin Ritz, Larry Walker
1999..... Jerry Dipoto
2000..... Todd Helton
2001..... Mike Hampton
2002..... Todd Helton
2003..... Charles Johnson
2004..... Charles Johnson
2005..... Jason Jennings
2006..... Ramon Ramirez
2007..... Matt Holliday
2008..... Jeff Francis
2009..... Aaron Cook
2010..... Troy Tulowitzki
2011..... Troy Tulowitzki
2012..... Michael Cuddyer
2013..... Todd Helton
2014..... Michael Cuddyer
2015..... Kyle Kendrick
2016..... Carlos González
2017..... Ian Desmond
2018..... Ian Desmond

NL Player of the Week

May 31-June 6, 1993..... Andres Galarraga (.600-1-6)
Sept. 13-19, 1993..... Charlie Hayes (.385-2-9)
July 14-17, 1994..... Dante Bichette (.632-2-12)
May 8-14, 1995..... Vinny Castilla (.609-4-14)
July 3-9, 1995..... Andres Galarraga (.429-2-5)
July 31-Aug. 6, 1995..... Dante Bichette (.433-6-14)
May 14-19, 1996..... Ellis Burks (.467-3-7)

May 20-26, 1996..... Larry Walker (.500-2-8)
(NL Player of the Week, continued)
June 10-16, 1996..... Vinny Castilla (.346-4-8)
June 17-23, 1996..... Ellis Burks (.423-6-9)
June 24-30, 1996..... *Dante Bichette (.500-4-11)
Sept. 9-15, 1996..... Ellis Burks (.643-2-10)
April 1-6, 1997..... Larry Walker (.440-6-11)
April 7-13, 1997..... Vinny Castilla (.438-2-7)
May 19-25, 1997..... Ellis Burks (.435-5-11)
July 21-27, 1997..... Dante Bichette (.458-4-15)
Sept. 15-21, 1997..... Larry Walker (.320-5-12)
April 26-May 2, 1999..... Larry Walker (.500-6-18)
May 17-23, 1999..... *Dante Bichette (.429-3-11)
June 14-20, 1999..... Todd Helton (.550-5-15)
Aug. 9-15, 1999..... *Dante Bichette (.433-4-12)
May 8-14, 2000..... Todd Helton (.609-4-9)
June 26-July 2, 2000..... *Jeff Cirillo (.636-4-16)
July 24-30, 2000..... *Jeffrey Hammonds (.583-2-8)
Aug. 14-20, 2000..... *Todd Helton (.484-4-12)
Aug. 19-25, 2002..... *Jay Payton (.375-3-12)
April 14-20, 2003..... *Shawn Chacon (2-0, 0.00)
July 7-13, 2003..... *Preston Wilson (.429-4-15)
July 19-25, 2004..... Vinny Castilla (.323-5-9)
July 4-10, 2005..... Todd Helton (.522-4-12)
July 25-31, 2005..... Matt Holliday (.444-3-8)
Sept. 19-25, 2005..... Todd Helton (.529-2-9)
April 2-9, 2006..... Garrett Atkins (.462-1-7)
Sept. 18-24, 2006..... *Matt Holliday (.400-4-12)
Sept. 25-Oct. 1, 2006..... Garrett Atkins (.522-2-6)
May 28-June 3, 2007..... Brad Hawpe (.455-3-8)
July 23-29, 2007..... Matt Holliday (.364-4-10)
Aug. 6-12, 2007..... *Troy Tulowitzki (.483-3-12)
Sept. 10-16, 2007..... Matt Holliday (.407-6-11)
Sept. 17-23, 2007..... Brad Hawpe (.520-3-10)
April 7-13, 2008..... Matt Holliday (.480-2-10)
June 16-22, 2008..... Jeff Baker (.435-4-7)
June 1-7, 2009..... Ian Stewart (.480-4-12)
June 8-14, 2009..... *Huston Street (1.93, 5 saves)
Aug. 31-Sept. 6, 2009..... Seth Smith (.542-4-10)
Sept. 14-20, 2009..... Troy Tulowitzki (.391-4-5)
April 12-18, 2010..... Ubaldo Jiménez (0.00, No-Hitter)
July 27-Aug. 1, 2010..... Carlos González (.533-4-7)
Aug. 23-29, 2010..... Carlos González (.545-4-11)
Sept. 6-12, 2010..... Troy Tulowitzki (.370-6-11)
Sept. 13-19, 2010..... Troy Tulowitzki (.346-6-17)
Aug. 22-28, 2011..... Carlos González (.481-3-10)
Sept. 10-16, 2012..... Chris Nelson (.560-1-5)
June 10-16, 2013..... Carlos González (.476-3-8)
Sept. 16-22, 2013..... Charlie Blackmon (.500-1-5)
Mar. 31-Apr. 6, 2014..... *Charlie Blackmon (.542-1-6)
Apr. 14-20, 2014..... Justin Morneau (.375-3-12)
Apr. 28-May 4, 2014..... Troy Tulowitzki (.619-2-8)
Aug. 11-17, 2014..... Corey Dickerson (.393-3-11)
Aug. 18-24, 2014..... Nolan Arenado (.545-2-3)
June 22-28, 2015..... Nolan Arenado (.391-7-14)
July 20-26, 2015..... *Carlos González (.476-5-11)
April 4-10, 2016..... Trevor Story (.333-7-12)
April 11-17, 2016..... *Nolan Arenado (.370-4-12)
June 20-26, 2016..... Charlie Blackmon (.424-5-9)
July 18-24, 2016..... Trevor Story (.478-6-12)
Aug. 8-14, 2016..... Charlie Blackmon (.563-7-9)
May 22-28, 2017..... Charlie Blackmon (.400-3-12)
June 17-23, 2017..... Nolan Arenado (.458-4-13)
June 18-24, 2018..... Nolan Arenado (.329-5-13)
July 8-15, 2018..... Trevor Story (.400-3-6)
Sept. 23-30, 2018..... David Dahl (.333-6-15)

* Co-Player of the Week

Rockies All-Stars

- 1993 - Camden Yards (July 13)**
Andres Galarraga, 1B
- 1994 - Three Rivers Stadium (July 12)**
Dante Bichette, OF
Don Baylor, coach
- 1995 - The Ballpark in Arlington (July 11)**
Dante Bichette, OF
*Vinny Castilla, 3B
- 1996 - Veterans Stadium (July 9)**
**Dante Bichette, OF
Ellis Burks, OF
Eric Young, 2B
- 1997 - Jacobs Field (July 8)**
Andres Galarraga, 1B
**Larry Walker, OF
- 1998 - Coors Field (July 7)**
Dante Bichette, OF
Vinny Castilla, 3B
**Larry Walker, OF
Don Baylor, coach
Dave Cilladi, trainer
- 1999 - Fenway Park (July 13)**
**Larry Walker, OF
- 2000 - Turner Field (July 11)**
Jeff Cirillo, 3B
Todd Helton, 1B
Jeffrey Hammonds, OF
- 2001 - SAFECO Field (July 10)**
Mike Hampton, P
**Todd Helton, 1B
*Larry Walker, OF/DH
- 2002 - Miller Park (July 9)**
**Todd Helton, 1B
- 2003 - U.S. Cellular Field (July 15)**
+Shawn Chacon, RHP
**Todd Helton, 1B
Preston Wilson, OF
Tom Probst, trainer
- 2004 - Minute Maid Park (July 13)**
Todd Helton, 1B
Clint Hurdle, coach
- 2005 - Comerica Park (July 12)**
Brian Fuentes, LHP
- 2006 - PNC Park (July 11)**
Brian Fuentes, LHP
Matt Holliday, OF



The Rockies had three All-Stars in 2018—Charlie Blackmon, Trevor Story and Nolan Arenado—with Arenado voted in by the fans as a starter for the second straight year.

- 2007 - AT&T Park (July 10)**
+Brian Fuentes, LHP
Matt Holliday, OF
- 2008 - Yankee Stadium (July 15)**
Aaron Cook, RHP
*Matt Holliday, OF
Clint Hurdle, manager
Bob Apodaca, Alan Cockrell, Mike Gallego, Glenallen Hill, Rick Mathews, Jamie Quirk, Mark Strittmatter and Brad Address, coaches
- 2009 - Busch Stadium (July 15)**
Brad Hawpe, RF
Jason Marquis, RHP
- 2010 - Angels Stadium (July 13)**
*Ubaldo Jiménez, RHP
+Troy Tulowitzki, SS
- 2011 - Chase Field (July 12)**
*Troy Tulowitzki, SS
- 2012 - Kauffman Stadium (July 10)**
*Carlos González, OF (DH)
- 2013 - Citi Field (July 16)**
**Carlos González, OF
**Troy Tulowitzki, SS
*Michael Cuddyer, OF (DH)
- 2014 - Target Field (July 15)**
**Troy Tulowitzki, SS
Charlie Blackmon OF
- 2015 - Great American Ball Park (July 14)**
Nolan Arenado, 3B
*DJ LeMahieu, 2B
Troy Tulowitzki, SS
Scott Gehret, trainer
- 2016 - PETCO Park (July 12)**
Nolan Arenado, 3B
Carlos González, OF
- 2017 - Marlins Park (July 11)**
**Nolan Arenado, 3B
**Charlie Blackmon, CF
DJ LeMahieu, 2B
Greg Holland, RHP
- 2018 - Nationals Park (July 17)**
**Nolan Arenado, 3B
Charlie Blackmon, OF
Trevor Story, SS

** voted starter by fans
* named starter by NL manager
+ injured, did not play

ALL-STAR STAT LINES

Player	Seasons	Avg.	AB	R	H	2B	3B	HR	RBI
Ellis Burks	1 (1996)	.500	2	0	1	0	1	0	0
Jeff Cirillo	1 (2000)	.000	1	0	0	0	0	0	0
Michael Cuddyer	1 (2013)	.000	1	0	0	0	0	0	0
Jeffrey Hammonds	1 (2000)	.000	1	0	0	0	0	0	0
Brad Hawpe	1 (2009)	.000	2	0	0	0	0	0	0
Trevor Story	1 (2018)	.500	2	0	1	0	0	1	1
Preston Wilson	1 (2003)	.500	2	0	1	0	0	0	0
Eric Young	1 (1996)	.000	1	0	0	0	0	0	0
Vinny Castilla	2 (1995, 1998)	.000	4	0	0	0	0	0	0
Andres Galarraga	2 (1993, 1997)	.000	4	0	0	0	0	0	0
DJ LeMahieu	2 (2015, 2017)	.000	2	0	0	0	0	0	0
Charlie Blackmon	3 (2014, 2017-18)	.000	8	0	0	0	0	0	0
Carlos González	3 (2012-13, 2016)	.167	6	0	1	0	0	0	0
Matt Holliday	3 (2006-08)	.125	8	1	1	0	0	1	1
Nolan Arenado	4 (2015-18)	.250	8	0	2	0	0	0	0
Dante Bichette	4 (1994-96, 1998)	.286	7	1	2	1	0	0	0
Larry Walker	4 (1997-99, 2001)	.000	6	1	0	0	0	0	0
Todd Helton	5 (2000-04)	.222	9	2	2	0	0	1	3
Troy Tulowitzki	5 (2010-11, 2013-15)	.250	8	0	2	1	0	0	0
Pitcher	Seasons	W-L	ERA	IP	H	R	ER	BB	SO
Shawn Chacon	1 (2003)	0-0	0.00	3.0	4	0	0	3	1
Aaron Cook	1 (2008)	0-0	0.00	1.0	1	0	0	0	0
Mike Hampton	1 (2001)	0-0	0.00	1.0	1	0	0	0	0
Greg Holland	1 (2017)	0-0	0.00	1.0	1	0	0	0	2
Ubaldo Jiménez	1 (2010)	0-0	0.00	2.0	2	0	0	1	1
Brian Fuentes	3 (2005-07)	0-0	0.00	1.0	0	0	0	0	1

Rockies Postseason History

ROCKIES ALL-TIME POSTSEASON STATS

PLAYER	AVG	G	AB	R	H	TB	2B	3B	HR	RBI	SH	SF	HBP	BB	IBB	SO	SB	CS	GIDP	E	SLG	OBP
Amarista, A	1.000	1	1	0	1	1	0	0	0	1	0	0	0	0	0	0	0	0	0	0	1.000	1.000
Arenado, N	.190	5	24	2	4	7	0	0	1	3	0	2	5	1	8	0	0	0	0	0	.333	.374
Atkins, G	.189	15	53	6	10	18	5	0	1	5	0	0	1	5	1	8	0	0	0	0	.271	.340
Baker, J	.500	4	4	0	2	2	0	0	1	0	0	0	0	0	1	0	0	0	0	0	.500	.500
Barnes, C	.000	4	14	0	0	0	0	0	0	1	0	0	0	0	2	0	0	0	0	1	.000	.000
Bates, J	.250	4	4	0	1	1	0	0	0	0	1	0	0	0	0	0	0	0	0	0	.250	.250
Blackmon, C	.105	5	19	1	2	2	0	0	2	1	0	0	0	1	0	2	0	0	0	0	.105	.150
Bichette, D	.588	4	17	6	10	16	3	0	1	3	0	0	0	1	0	3	0	0	0	0	.611	.941
Burks, E	.333	2	6	1	2	3	1	0	0	2	0	1	0	0	1	0	0	0	0	1	.286	.500
Butera, D	.000	1	2	0	0	0	0	0	0	0	0	0	1	0	0	0	0	0	0	1	.000	.333
Carroll, J	.000	4	2	0	0	0	0	0	0	0	0	0	0	0	1	0	0	0	0	0	.333	.000
Castilla, V	.467	4	15	3	7	17	1	0	3	6	0	0	1	0	0	1	1	0	0	1	.500	1.133
Dahl, D	.000	3	11	0	0	0	0	0	0	0	0	0	0	0	3	0	0	0	0	0	.000	.000
Desmond, I	.158	5	19	1	3	3	0	0	0	0	0	0	0	0	6	1	0	0	0	0	.158	.158
Fowler, D	.214	4	14	1	3	3	0	0	0	2	1	2	0	1	0	3	1	0	0	0	.235	.214
Galarraga, A	.278	4	18	1	5	6	1	0	0	2	0	0	0	0	6	0	0	0	0	0	.278	.333
Giambi, J	.333	3	3	1	1	1	0	0	0	1	0	0	0	0	1	0	0	0	0	0	.333	.333
Girardi, J	.125	4	16	0	2	2	0	0	0	0	0	0	0	0	2	2	0	0	1	1	.125	.125
González, C	.412	9	34	5	14	21	2	1	1	2	0	0	0	4	7	2	1	0	0	0	.618	.474
Hampson, G	.000	2	1	0	0	0	0	0	0	0	0	0	0	0	0	0	0	0	0	0	.000	.000
Hawpe, B	.256	13	43	4	11	16	0	1	1	4	0	0	0	8	17	0	0	0	1	1	.373	.372
Helton, T	.211	15	57	11	12	16	2	1	0	4	0	0	0	8	0	11	0	0	0	0	.303	.281
Holliday, M	.283	15	53	6	15	31	1	0	5	10	0	0	1	2	0	16	1	0	0	0	.585	.321
Hubbard, T	.000	3	2	0	0	0	0	0	0	0	0	0	0	0	0	0	0	0	0	0	.000	.000
Iannetta, C	.000	4	9	0	0	0	0	0	0	0	0	0	0	3	0	0	0	0	0	0	.000	.000
Kingery, M	.200	4	10	1	2	2	0	0	0	2	0	0	0	0	1	0	0	0	0	0	.200	.200
LeMahieu, D	.150	5	20	0	3	5	2	0	0	0	0	0	3	0	5	0	1	1	0	0	.250	.261
Lucroy, J	.667	1	3	2	2	4	1	0	1	0	0	0	1	0	1	0	0	0	0	0	1.333	.750
Matusz, K	.304	11	46	5	14	23	2	2	1	8	1	0	0	3	1	12	0	2	0	1	.347	.500
McMahon, R	.000	4	3	0	0	0	0	0	0	0	0	0	1	0	1	0	1	0	0	0	.000	.250
Owens, J	.000	1	1	0	0	0	0	0	0	0	0	0	0	0	1	0	0	0	0	0	.000	.000
Parra, G	.500	4	4	2	6	6	0	0	1	0	0	0	1	0	1	0	0	0	0	0	.500	.538
Reynolds, M	.000	1	3	0	0	0	0	0	0	1	0	0	0	0	0	0	0	0	1	0	.000	.000
Smith, S	.364	9	11	2	4	5	1	0	0	2	0	0	0	1	1	2	0	0	0	0	.417	.455
Spilborghs, R	.172	13	29	4	5	6	1	0	0	0	0	0	6	1	9	0	0	0	0	0	.314	.207
Stewart, I	.000	2	1	0	0	0	0	0	0	0	0	0	1	0	1	0	0	0	0	0	.000	.000
Story, T	.218	5	22	3	7	12	2	0	5	11	0	0	0	7	0	7	0	0	0	0	.545	.318
Tapia, R	1.000	1	1	0	1	1	0	0	0	0	0	0	0	0	0	0	0	0	0	0	1.000	1.000
Sullivan, C	.333	6	6	0	2	2	0	0	0	0	0	0	0	0	1	0	0	0	0	0	.333	.333
Taveras, W	.115	7	26	4	3	4	1	0	1	0	0	1	2	0	8	0	1	0	0	0	.207	.154
Torrealba, Y	.283	15	53	6	15	25	4	0	2	12	2	0	0	4	11	2	0	0	0	0	.333	.472
Tulowitzki, T	.211	15	57	3	12	20	5	0	1	6	0	1	1	4	0	17	3	0	1	0	.270	.351
Valaika, P	.500	2	2	0	1	2	1	0	0	0	0	0	0	0	1	0	0	0	0	0	1.000	.500
Vander Wal, J	.000	4	4	0	0	0	0	0	0	0	0	0	0	2	1	0	0	0	0	0	.000	.000
Walker, L	.214	4	14	3	3	6	0	0	3	0	0	1	3	1	3	0	1	1	0	0	.289	.429
Weiss, W	.167	4	12	1	2	2	0	0	0	1	0	0	1	3	1	3	0	0	0	0	.375	.167
Wolters, T	.667	3	3	0	2	2	0	0	1	0	0	0	0	0	0	0	0	0	0	0	.667	.667
Young, E	.438	4	16	3	7	0	1	0	1	2	0	0	2	1	2	0	1	0	0	3	.500	.688
Young, E Jr.	.000	2	1	0	0	1	0	0	0	0	0	0	0	0	0	0	0	0	0	0	.000	.000
Totals	.240	24	828	90	199	306	38	5	20	87	12	7	7	70	8	202	9	4	14	13	.371	.303

PITCHER	W-L	ERA	G	GS	CG	GF	SHO	SV	IP	H	R	ER	HR	HB	BB	IBB	SO	WP	BK	AVG	OBP
Affeldt, J	0-0	1.69	7	0	0	0	0	0	5.1	3	1	1	1	0	1	0	4	0	0	0	.167
Anderson, T	0-1	3.86	2	1	0	0	0	0	7.0	6	3	3	1	0	2	0	6	0	0	0	.231
Beimel, J	0-0	0.00	3	0	0	1	0	0	0.2	1	0	0	0	0	0	0	0	0	0	0	.333
Bellis, M	0-0	0.00	2	0	0	0	0	0	2.0	0	0	0	0	0	1	0	2	0	0	0	.000
Betancourt, R	0-0	3.86	3	0	0	0	0	0	2.1	2	1	1	1	0	1	0	3	0	0	0	.222
Contreras, J	0-0	4.50	2	0	0	0	0	0	2.0	3	1	1	0	0	2	0	3	0	0	0	.375
Cook, A	1-1	4.91	2	2	0	0	0	0	11.0	13	6	6	1	0	2	0	6	0	0	0	.302
Corpas, M	1-0	0.87	9	0	0	8	0	5	10.1	6	1	1	0	1	0	0	7	0	0	0	.167
Daley, M	0-0	0.00	1	0	0	0	0	0	1.0	1	0	0	0	0	1	0	0	1	0	0	.333
Davis, W	0-0	13.50	2	0	0	0	0	0	1.1	2	2	2	2	0	3	0	3	0	0	0	.333
Estvez, C	0-0	27.00	1	0	0	0	0	0	0.1	1	1	1	0	0	0	0	0	0	0	0	.500
Fogg, J	2-1	5.91	3	2	0	0	0	0	10.2	18	7	7	1	0	3	1	6	0	0	0	.391
Francis, J	2-1	4.86	3	3	0	0	0	0	16.2	21	9	9	3	2	6	2	15	0	0	0	.313
Freeland, K	0-0	0.00	1	1	0	0	0	0	6.2	4	0	0	0	0	1	0	6	0	0	0	.174
Fuentes, B	1-0	6.52	10	0	0	0	0	0	9.2	14	7	7	2	0	5	0	11	1	0	0	.333
Gray, J	0-1	27.00	1	1	0	0	0	0	1.1	7	4	4	1	0	0	0	2	0	0	0	.636
Hammel, J	0-0	9.82	1	1	0	0	0	0	3.2	4	4	4	1	0	3	0	5	0	0	0	.286
Hawkins, L	0-0	1.80	5	0	0	2	0	0	5.0	2	1	1	0	0	1	0	3	0	0	0	.133
Herges, M	1-0	0.00	7	0	0	0	0	0	7.0	2	0	0	0	0	3	0	6	0	0	0	.091
Holland, G	0-0	27.00	1	0	0	1	0	0	0.2	3	2	2	0	0	1	1	0	1	0	0	.600
Holmes, D	1-0	0.00	3	0	0	1	0	0	11.2	6	2	0	0	0	0	0	2	0	0	0	.500
Jiménez, U	0-2	3.54	5	5	0	0	0	0	28.0	26	11	11	3	1	16	2	24	1	0	0	.248
Johnson, D	0-0	0.00	1	0	0	0	0	0	0.2	1	0	0	0	0	0	0	2	0	0	0	.333
Leskanic, C	0-1	6.00	3	0	0	1	0	0	3.0	3	2	2	1	0	0	0	4	0	0	0	.250
Márquez, G	0-1	3.60	1	1	0	0	0	0	5.0	7	2	2	1	0	1	0	5	0	0	0	.333
Marquis, J	0-0	0.00	1	0	0	1	0	0	1.0	1	0	0	0	0	0	0	0	0	0	0	.250
McGee, J	0-0	0.00	1	0	0	0	0	0	0.1	0	0	0	0	0	0	0	0	0	0	0	.000
Norales, F	0-0	7.82	8	2	0	0															

(Rockies Postseason History, continued)

2018 NL WILD CARD GAME STATS

PLAYER	AVG	G	AB	R	H	TB	2B	3B	HR	RBI	SH	SF	HBP	BB	IBB	SO	SB	CS	DP	E	GI	
																					SLG	OBP
Arenado, N	.200	1	5	0	1	1	0	0	0	1	0	1	0	0	0	1	0	0	0	0	.200	.167
Blackmon, C	.333	1	3	1	1	1	0	0	0	0	0	0	0	1	0	0	0	0	0	0	.333	.500
Butera, D	.000	1	2	0	0	0	0	0	0	0	0	0	0	1	0	0	0	0	0	1	.000	.333
Dahl, D	.000	1	6	0	0	0	0	0	0	0	0	0	0	0	1	0	0	0	0	0	.000	.000
Desmond, I	.200	1	5	0	1	1	0	0	0	0	0	0	0	0	0	2	0	0	0	0	.200	.200
González, C	.500	1	2	p	1	1	0	0	0	0	0	0	0	0	0	0	0	0	0	0	.500	.500
Holliday, M	.333	1	3	0	1	2	1	0	0	0	0	0	0	0	0	2	0	0	0	0	.667	.333
Iannetta, C	.000	1	3	0	0	0	0	0	0	0	0	0	0	0	0	2	0	0	0	0	.000	.000
LeMahieu, D	.167	1	6	0	1	2	1	0	0	0	0	0	0	0	1	0	0	0	1	0	.333	.167
McMahon, R	.000	1	1	0	0	0	0	0	0	0	0	0	0	0	0	0	0	0	0	0	.000	.000
Parra, G	.500	1	2	0	1	1	0	0	0	0	0	0	0	1	0	0	0	0	0	0	.500	.667
Story, T	.500	1	6	1	3	4	1	0	0	0	0	0	0	0	1	0	0	0	0	0	.667	.500
Valaika, P	.000	1	1	0	0	0	0	0	0	0	0	0	0	0	0	1	0	0	0	0	.000	.000
Wolters, T	1.000	1	1	0	1	1	0	0	0	1	0	0	0	0	0	0	0	0	0	0	1.000	1.000
COLORADO	.229	1	48	2	11	14	3	0	0	2	0	1	0	3	0	13	0	0	1	1	.292	.269
OPPONENTS	.140	1	43	1	6	7	1	0	0	1	1	0	0	5	1	16	2	0	1	0	.163	.229

PITCHER	W-L	ERA	G	GS	CG	GF	SHO	SV	IP	H	R	ER	HR	HB	BB	IBB	SO	WP	BK	AVG
Davis, W	0-0	0.00	1	0	0	0	0	0	1.1	0	0	0	0	0	1	0	3	0	0	.000
Freeland, K	0-0	0.00	1	1	0	0	0	0	6.2	4	0	0	0	0	1	0	6	0	0	.174
Oberg, S	1-0	0.00	1	0	0	1	0	0	1.1	0	0	0	0	0	0	0	4	0	0	.000
Oh, S	0-0	0.00	1	0	0	0	0	0	1.2	0	0	0	0	0	2	1	1	0	0	.000
Ottavino, A	0-0	9.00	1	0	0	0	0	0	1.0	2	1	1	0	0	1	0	2	1	0	.400
Rusin, C	0-0	0.00	1	0	0	0	0	0	1.0	0	0	0	0	0	0	0	0	0	0	.000
COLORADO	1-0	0.69	1	1	0	1	0	0	13.0	6	1	1	0	0	5	1	16	1	0	.140
OPPONENTS	0-1	1.38	1	1	0	1	0	0	13.0	11	2	2	0	0	3	0	13	1	0	.229

Record Book

2018 WILD CARD GAME ROSTER

Manager: Bud Black (10); **Coaches:** Stu Cole (39), Tony Diaz (43), Duane Espy (58), Steve Foster (36), Ron Gideon (53), Darren Holmes (40), Aaron Muñoz (77), Mike Redmond (11), Jeff Salazar (41)
Trainers: Keith Dugger and Scott Gehret

No.	Name	Pos.	No.	Name	Pos.
28	Arenado, Nolan	INF	51	McGee, Jake	LHP
19	Blackmon, Charlie	OF	24	McMahon, Ryan	INF
16	Butera, Drew	C	59	Musgrave, Harrison	LHP
26	Dahl, David	OF	45	Oberg, Scott	RHP
71	Davis, Wade	RHP	18	Oh, Seunghwan	RHP
20	Desmond, Ian	INF/OF	0	Ottavino, Adam	RHP
21	Freeland, Kyle	LHP	8	Parra, Gerardo	OF
5	González, Carlos	OF	52	Rusin, Chris	LHP
1	Hampson, Garrett	INF	49	Senzatela, Antonio	RHP
7	Holliday, Matt	OF	27	Story, Trevor	INF
22	Iannetta, Chris	C	4	Valaika, Pat	INF
63	Johnson, DJ	RHP	14	Wolters, Tony	C
9	LeMahieu, DJ	INF			

(Rockies Postseason History, continued)

Oct. 2, Wrigley Field													Col 2, Chc 1															
FINAL													1	2	3	4	5	6	7	8	9	10	11	12	13	R	H	E
COLORADO													1	0	0	0	0	0	0	0	0	0	0	0	1	2	11	1
CHICAGO-NL													0	0	0	0	0	0	1	0	0	0	0	0	0	1	6	0

Colorado	AB	R	H	BI	BB	K	Chicago-NL	AB	R	H	BI	BB	K	Colorado	IP	H	R	ER	BB	SO	HR
Blackmon, CF	3	1	1	0	1	0	Zobrist, RF-LF-2B	6	0	1	0	0	1	Freeland	6.2	4	0	0	1	6	0
Davis, P	0	0	0	0	0	0	Bryant, LF-2B	6	0	1	0	0	3	Ottavino	1.0	2	1	1	1	2	0
Valaika, PH	1	0	0	0	0	1	Rizzo, 1B	4	0	1	0	0	0	Davis	1.1	0	0	0	1	3	0
Oh, P	0	0	0	0	0	0	Gore, PR-LF	2	1	0	0	0	2	Oh	1.2	0	0	0	2	1	0
McMahon, 1B	1	0	0	0	0	0	Báez, J	5	0	2	0	1	2	Rusin	1.0	0	0	0	0	0	0
LeMahieu, 2B	6	0	1	0	0	1	Almora Jr., CF	5	0	2	0	0	2	Oberg (W, 1-0)	1.1	0	0	0	0	4	0
Arenado, 3B	5	0	1	1	0	1	Murphy, 2B-1B	4	0	0	0	1	1	Totals	13.0	6	1	1	5	16	0
Story, SS	6	1	3	0	0	1	Contreras, C	3	0	0	0	2	0	Chicago-NL	IP	H	R	ER	BB	SO	HR
Holliday, LF	3	0	1	0	0	2	Bote, 3B	2	0	0	0	0	2	Lester	6.0	4	1	1	1	9	0
Parra, LF	2	0	1	0	1	0	La Stella, PH	0	0	0	0	0	0	Chávez	1.0	1	0	0	0	0	0
Desmond, 1B	5	0	1	0	0	2	Rosario, P	0	0	0	0	0	0	Rosario	0.1	0	0	0	1	0	0
Rusin, P	0	0	0	0	0	0	Cishek	0	0	0	0	0	0	Cishek	0.2	0	0	0	0	0	0
Wolters, C	1	0	1	1	0	0	Strop	0	0	0	0	0	0	Strop	1.0	1	0	0	0	2	0
Dahl, RF-CF	6	0	0	0	0	1	Schwarber, PH	1	0	0	0	0	1	Hamels	2.0	2	0	0	1	1	0
Iannetta, C	3	0	0	0	0	2	Hamels, P	0	0	0	0	0	0	Wilson	0.1	0	0	0	0	0	0
Ottavino, P	0	0	0	0	0	0	Caratini, PH	1	0	0	0	0	0	Hendricks (L, 0-1)	1.1	3	1	1	0	0	0
González, RF	2	0	1	0	0	0	Wilson, P	0	0	0	0	0	0	Totals	13.0	11	2	2	3	12	0
Freeland, P	2	0	0	0	0	2	Hendricks, P	0	0	0	0	0	0								
Butera, C	2	0	0	0	1	0	De La Rosa, P	0	0	0	0	0	0								
Oberg, P	0	0	0	0	0	0	Lester, P	1	0	0	0	0	1								
Totals	38	8	13	8	1	6	Happ, PH	0	0	0	0	1	0								
							Chávez, P	0	0	0	0	0	0								
							Heyward, PH-RF	3	0	0	0	0	1								
							Totals	38	8	13	8	1	6								

(Rockies Postseason History, continued)

2018 NL DIVISION SERIES STATS

PLAYER	AVG	G	AB	R	H	TB	2B	3B	HR	RBI	SH	SF	HBP	BB	IBB	SO	SB	CS	DP	E	GI		SLG	OBP
																					DP	E		
Arenado, N	.182	3	11	0	2	2	0	0	0	1	0	1	0	0	0	5	0	0	0	0	0	.182	.167	
Blackmon, C	.083	3	12	0	1	1	0	0	0	1	0	0	0	0	0	1	0	0	0	0	0	.083	.083	
Dahl, D	.000	2	5	0	0	0	0	0	0	0	0	0	0	0	2	0	0	0	0	0	0	.000	.000	
Desmond, I	.083	3	12	0	1	1	0	0	0	0	0	0	0	0	3	1	0	0	0	0	0	.083	.083	
González, C	.167	3	10	0	1	3	0	0	0	0	0	0	0	2	0	5	0	0	0	0	0	.300	.250	
Hampson, G	.000	1	1	1	0	0	0	0	0	0	0	0	0	0	0	0	0	0	0	0	0	.000	.000	
Holliday, M	.200	3	5	0	1	1	0	0	0	0	0	0	0	1	0	2	0	0	0	0	0	.200	.333	
Iannetta, C	.000	3	6	0	0	0	0	0	0	0	0	0	0	0	1	0	0	0	0	0	0	.000	.000	
LeMahieu, D	.222	3	9	0	2	3	1	0	0	0	0	0	0	3	0	2	0	1	0	0	0	.333	.417	
McMahon, R	.000	3	2	0	0	0	0	0	0	0	0	0	0	1	0	1	0	1	0	0	0	.000	.333	
Parra, G	.500	2	6	1	3	3	0	0	0	0	0	0	0	0	1	0	0	0	0	0	0	.500	.500	
Story, T	.167	3	12	0	2	2	1	0	0	0	0	0	0	0	6	0	0	0	0	0	0	.250	.167	
Wolters, T	.500	2	2	0	1	1	0	0	0	0	0	0	0	0	0	0	0	0	0	0	0	.500	.500	
COLORADO	.146	3	96	2	14	18	2	1	0	2	0	1	0	8	0	30	1	2	0	0	.188	.210		
OPPONENTS	.272	3	103	13	28	45	5	0	4	11	0	0	0	16	3	25	5	1	2	2	.437	.370		

PITCHER	W-L	ERA	G	GS	CG	GF	SHO	SV	IP	H	R	ER	HR	HB	BB	IBB	SO	WP	BK	AVG
Anderson, T	0-1	1.50	1	1	0	0	0	0	6.0	4	1	1	0	0	2	0	5	0	0	.190
Davis, W	0-0	inf.	1	0	0	0	0	0	0.0	2	2	2	2	0	2	0	0	0	0	1.000
Johnson, D	0-0	0.00	1	0	0	0	0	0	0.2	1	0	0	0	0	0	0	2	0	0	.333
Márquez, G	0-1	3.60	1	1	0	0	0	0	5.0	7	2	2	1	0	1	0	5	0	0	.333
Musgrave, H	0-0	13.50	2	0	0	0	0	0	0.2	1	1	1	0	0	3	1	2	0	0	.333
Oberg, S	0-0	7.71	3	0	0	0	0	0	2.1	4	2	2	0	0	0	0	6	1	1	.364
Oh, S	0-0	13.50	2	0	0	0	0	0	1.1	3	2	2	0	0	2	1	1	0	0	.500
Ottavino, A	0-1	3.38	2	0	0	1	0	0	2.2	1	1	1	0	0	2	1	1	1	1	.111
Rusin, C	0-0	0.00	3	0	0	2	0	0	3.0	2	0	0	0	0	2	0	2	0	0	.200
Senzatela, A	0-0	3.60	3	1	0	0	0	0	5.0	3	2	2	1	0	2	0	1	2	0	.176
COLORADO	0-3	4.39	3	3	0	3	0	0	26.2	28	13	13	4	0	16	3	25	4	1	.272
OPPONENTS	3-0	0.64	3	3	0	3	0	1	28.0	14	2	2	0	0	8	0	30	0	0	.146

2018 NL DIVISION SERIES ROSTER

Manager: Bud Black (10); **Coaches:** Stu Cole (39), Tony Diaz (43), Duane Espy (58), Steve Foster (36), Ron Gideon (53), Darren Holmes (40), Aaron Muñoz (77), Mike Redmond (11), Jeff Salazar (41)
Trainers: Keith Dugger and Scott Gehret

No.	Name	Pos.	No.	Name	Pos.
44	Anderson, Tyler	LHP	9	LeMahieu, DJ	INF
28	Arenado, Nolan	INF	48	Márquez, German	RHP
35	Bettis, Chad	RHP	24	McMahon, Ryan	INF
19	Blackmon, Charlie	OF	59	Musgrave, Harrison	LHP
26	Dahl, David	OF	45	Oberg, Scott	RHP
71	Davis, Wade	RHP	18	Oh, Seunghwan	RHP
20	Desmond, Ian	INF/OF	0	Ottavino, Adam	RHP
21	Freeland, Kyle	LHP	8	Parra, Gerardo	OF
5	González, Carlos	OF	52	Rusin, Chris	LHP
1	Hampson, Garrett	INF	49	Senzatela, Antonio	RHP
7	Holliday, Matt	OF	27	Story, Trevor	INF
22	Iannetta, Chris	C	14	Wolters, Tony	C
63	Johnson, DJ	RHP			

(Rockies Postseason History, continued)

Game 1		Oct. 4, Miller Park										Mil 3, Col 2		0-1	
FINAL															
		1	2	3	4	5	6	7	8	9	10	R	H	E	
COLORADO		0	0	0	0	0	0	0	0	2	0	2	4	0	
MILWAUKEE		0	0	2	0	0	0	0	0	0	1	3	7	1	
Colorado	AB R H BI BB K	Milwaukee										Colorado	IP H R ER BB SO HR		
Blackmon, CF	4 0 1 1 0 0	Cain, CF	4 1 0 0 1 1	Senzatela	5.0	3	2	2	2	1	1				
LeMahieu, 2B	3 0 0 0 1 1	Yelich, RF	3 2 2 2 2 0	Rusin	1.1	1	0	0	1	1	0				
Arenado, 3B	3 0 0 1 0 2	Braun, LF	5 0 2 0 0 2	Johnson	0.2	1	0	0	0	2	0				
Dahl, LF	4 0 0 0 0 2	Shaw, 2B-1B	3 0 0 0 2 1	Musgrave	0.2	1	0	0	2	2	0				
Ottavino, P	0 0 0 0 0 0	Aguilar, 1B	3 0 0 0 0 1	Oberg	0.1	0	0	0	0	0	0				
Story, SS	4 0 0 0 0 3	Hader, P	0 0 0 0 0 0	Ottavino (L, 0-1)	1.2	1	1	1	2	1	0				
Gonzalez, RF	4 0 1 0 0 2	Broxton, PH	1 0 0 0 0 1	Totals	9.2	7	3	3	7	7	1				
Desmond, 1B	4 0 0 0 0 1	Jeffress, P	0 0 0 0 0 0	Milwaukee	IP H R ER BB SO HR										
Iannetta, C	2 0 0 0 0 0	Soria, P	0 0 0 0 0 0	Woodruff	3.0	0	0	0	1	3	0				
Parra, PH-LF	2 1 1 0 1 0	Granderson, PH	1 0 0 0 0 0	Burnes	2.0	1	0	0	0	3	0				
Senzatela, P	1 0 0 0 0 1	Moustakas, 3B	4 0 1 1 1 0	Knebel	1.2	0	0	0	1	1	0				
McMahon, PH	0 0 0 0 1 0	Pfña, C	3 0 1 0 1 0	Hader	1.1	0	0	0	0	3	0				
Rusin, P	0 0 0 0 0 0	Arcia, SS	4 0 1 0 1 0	Jeffress	1.0	3	2	2	0	1	0				
Johnson, P	0 0 0 0 0 0	Woodruff, P	0 0 0 0 0 0	Soria (W, 1-0)	1.0	0	0	0	0	1	0				
Musgrave, P	0 0 0 0 0 0	Santana, PH	1 0 0 0 0 0	Totals	10.0	14	2	2	2	12	0				
Oberg, P	0 0 0 0 0 0	Burnes, P	0 0 0 0 0 0												
Holliday, PH	1 0 1 0 0 0	Schoop, PH	1 0 0 0 0 0												
Hampson, G	0 1 0 0 0 0	Knebel, P	0 0 0 0 0 0												
Wolters, C	0 0 0 0 0 0	Pérez, 2B	2 0 0 0 0 1												
Totals	32 2 4 2 2 12	Totals	35 3 7 3 7 7												

Game 2		Oct. 5, Miller Park										Mil 4, Col 0		0-2	
FINAL															
		1	2	3	4	5	6	7	8	9	R	H	E		
COLORADO		0	0	0	0	0	0	0	0	0	0	6	0		
MILWAUKEE		0	0	0	1	0	0	0	3	X	4	9	1		
Colorado	AB R H BI BB K	Milwaukee										Colorado	IP H R ER BB SO HR		
Blackmon, CF	4 0 0 0 0 0	Cain, CF	4 0 0 0 0 2	Anderson (L, 0-1)	6.0	4	1	1	2	5	0				
LeMahieu, 2B	3 0 1 0 1 0	Yelich, RF	2 1 0 0 2 0	Oberg	1.0	2	0	0	0	3	0				
Arenado, 3B	4 0 2 0 0 2	Braun, LF	4 1 1 1 0 1	Musgrave	0.0	0	1	1	1	0	0				
Gonzalez, RF	3 0 0 0 1 1	Aguilar, 1B	3 0 0 0 1 1	Oh	0.1	2	2	2	1	1	0				
Musgrave, P	0 0 0 0 0 0	Arcia, PR-SS	0 1 0 0 0 0	Rusin	0.2	1	0	0	0	1	0				
Oh, P	0 0 0 0 0 0	Moustakas, 3B	4 1 2 1 0 0	Totals	9.2	7	3	3	7	7	1				
Rusin, P	0 0 0 0 0 0	Pérez, SS-2B	4 0 2 1 0 1	Milwaukee	IP H R ER BB SO HR										
Story, SS	4 0 0 0 0 2	Shaw, 2B-1B	3 0 2 0 1 1	Chacín (W, 1-0)	5.0	3	0	0	3	3	0				
Parra, LF	4 0 2 0 0 1	Kratz, C	4 0 2 2 0 1	Knebel	1.0	0	0	0	0	2	0				
Desmond, 1B	4 0 1 0 0 1	Chacín, P	1 0 0 0 0 0	Soria	0.2	1	0	0	0	2	0				
Iannetta, C	3 0 0 0 0 1	Santana, PH	1 0 0 0 0 1	Hader	0.1	0	0	0	0	0	0				
McMahon, PH	1 0 0 0 0 1	Knebel, P	0 0 0 0 0 0	Jeffress	2.0	2	0	0	0	3	0				
Anderson, P	1 0 0 0 1 0	Soria, P	0 0 0 0 0 0	Totals	10.0	14	2	2	2	12	0				
Holliday, PH	1 0 0 0 0 1	Hader, P	0 0 0 0 0 0												
Oberg, P	0 0 0 0 0 0	Schoop, PH	1 0 0 0 0 1												
Dahl, RF	1 0 0 0 0 0	Jeffress, P	1 0 0 0 0 0												
Totals	33 0 6 0 3 10	Totals	32 4 9 4 4 10												

(Rockies Postseason History, continued)

Game 3		Oct. 7, Coors Field										Mil 6, Col 0										0-3										
FINAL																																
MILWAUKEE 1 2 3 4 5 6 7 8 9 R H E																																
COLORADO 0 0 0 0 0 0 0 0 0 0 4 0																																
Milwaukee											Colorado											Milwaukee										
AB	R	H	BI	BB	K	AB	R	H	BI	BB	K	IP	H	R	ER	BB	SO	HR	IP	H	R	ER	BB	SO	HR							
Cain, CF	4	0	1	0	1	0	Blackmon, CF	4	0	0	0	0	1	Miley	4.2	3	0	0	1	2	0	Miley	4.2	3	0	0	1	2	0			
Yelich, RF-LF	3	1	0	0	2	1	LeMahieu, 2B	3	0	1	0	1	1	Knebel	0.1	0	0	0	0	1	0	Knebel	0.1	0	0	0	0	1	0			
Braun, LF	4	0	2	0	0	1	Arenado, 3B	4	0	0	0	0	1	Soria	1.0	0	0	0	1	2	0	Soria	1.0	0	0	0	1	2	0			
Burnes, P	0	0	0	0	0	0	Story, SS	4	0	2	0	0	1	Burnes (W, 1-0)	2.0	0	0	0	0	2	0	Burnes (W, 1-0)	2.0	0	0	0	0	2	0			
Santana, PH	0	0	0	0	1	0	Holliday, LF	3	0	0	0	1	1	Jeffress	0.1	1	0	0	1	0	0	Jeffress	0.1	1	0	0	1	0	0			
Pérez, 2B	0	0	0	0	0	0	González, RF	3	0	0	0	1	2	Hader	0.2	0	0	0	0	1	0	Hader	0.2	0	0	0	0	1	0			
Shaw, 2B-1B	5	0	2	1	0	0	Desmond, 1B	4	0	0	0	0	1	Totals	9.0	4	0	0	3	8	0	Totals	9.0	4	0	0	3	8	0			
Aguilar, 1B	5	1	1	1	0	1	Wolters, C	2	0	1	0	0	0	Colorado	IP	H	R	ER	BB	SO	HR	Colorado	IP	H	R	ER	BB	SO	HR			
Jeffress	0	0	0	0	0	0	McMahon, PH	1	0	0	0	0	0	Márquez (L, 0-1)	5.0	7	2	2	1	5	1	Márquez (L, 0-1)	5.0	7	2	2	1	5	1			
Hader	0	0	0	0	0	0	Oh, P	0	0	0	0	0	0	Oberg	1.0	2	2	2	0	3	0	Oberg	1.0	2	2	2	0	3	0			
Moustakas, 3B	3	1	1	0	1	1	Davis, P	0	0	0	0	0	0	Ottavino	1.0	0	0	0	0	0	0	Ottavino	1.0	0	0	0	0	0	0			
Kratz, C	4	1	3	0	0	0	Rusin, P	0	0	0	0	0	0	Oh	1.0	1	0	0	1	0	0	Oh	1.0	1	0	0	1	0	0			
Arcia, SS	4	1	1	1	0	2	Márquez, P	1	0	0	0	0	0	Davis	0.0	2	2	2	2	0	2	Davis	0.0	2	2	2	2	0	2			
Miley, P	2	0	0	0	0	2	Hampson, PH	1	0	0	0	0	0	Rusin	1.0	0	0	0	1	0	0	Rusin	1.0	0	0	0	1	0	0			
Knebel, P	0	0	0	0	0	0	Oberg, P	0	0	0	0	0	0	Totals	10.0	14	2	2	2	12	0	Totals	10.0	14	2	2	2	12	0			
Granderson, PH	1	0	0	0	0	1	Ottavino, P	0	0	0	0	0	0																			
Soria, P	0	0	0	0	0	0	lannetta, C	1	0	0	0	0	0																			
Broxton, RF	1	1	1	1	0	1	Totals	31	0	4	0	3	8																			
Totals	36	6	12	4	5	8																										

(Rockies Postseason History, continued)

2017 NL WILD CARD GAME STATS

PLAYER	AVG	G	AB	R	H	TB	2B	3B	HR	RBI	SH	SF	HP	BB	IBB	SO	SB	CS	DP	GI		E	SLG	OBP
Amarista, A	1.000	1	1	0	1	1	0	0	0	1	0	0	0	0	0	0	0	0	0	0	0	0	1.000	1.000
Arenado, N	.200	1	5	2	1	4	0	0	1	1	0	0	0	0	0	1	0	0	0	0	0	0	.800	.200
Blackmon, C	.000	1	4	0	0	0	0	0	0	1	1	0	0	0	0	1	0	0	0	0	0	0	0.000	.000
Desmond, I	.500	1	2	1	1	1	0	0	0	0	0	0	0	0	0	1	0	0	0	0	0	0	.500	.500
González, C	.400	1	5	2	2	2	0	0	0	1	0	0	0	0	0	1	0	0	0	0	0	0	.400	.400
LeMahieu, D	.000	1	5	0	0	0	0	0	0	0	0	0	0	0	0	2	0	0	0	0	0	0	0.000	.000
Lucroy, J	.667	1	3	2	2	4	2	0	0	1	0	0	0	1	0	0	0	0	0	0	0	0	1.333	.750
Parra, G	.500	1	4	1	2	2	0	0	0	1	0	0	0	0	0	0	0	0	0	0	0	0	.500	.500
Reynolds, M	.000	1	3	0	0	0	0	0	0	1	0	0	0	0	0	0	0	0	0	1	0	0	.000	.000
Story, T	.500	1	4	2	2	5	0	0	1	1	0	0	0	0	0	0	0	0	0	0	0	0	1.250	.500
Tapia, R	1.000	1	1	0	1	1	0	0	0	0	0	0	0	0	0	0	0	0	0	0	0	0	1.000	1.000
Valaika, P	1.000	1	1	0	1	2	1	0	0	0	0	0	0	0	0	0	0	0	0	0	0	0	2.000	1.000
COLORADO	.342	1	38	8	13	22	3	0	2	8	1	0	0	1	0	6	0	0	1	0	0	.597	.359	
OPPONENTS	.415	1	41	11	17	32	1	4	2	11	0	0	0	4	2	11	0	0	0	0	0	.780	.467	

PITCHER	W-L	ERA	G	GS	CG	GF	SHO	SV	IP	H	R	ER	HR	HB	BB	IBB	SO	WP	BK	AVG
Anderson, T	0-0	18.00	1	0	0	0	0	0	1.0	2	2	2	1	0	0	0	1	0	0	.400
Estévez	0-0	27.00	1	0	0	0	0	0	0.1	1	1	1	0	0	0	0	1	0	0	.500
Gray, J	0-1	27.00	1	1	0	0	0	0	1.1	7	4	4	1	0	0	0	2	0	0	.636
Holland, G	0-0	27.00	1	0	0	1	0	0	0.2	3	2	2	0	0	1	1	0	1	0	.600
McGee, J.	0-0	0.00	1	0	0	0	0	0	0.1	0	0	0	0	0	0	0	0	0	0	0.000
Neshek, P	0-0	13.50	1	0	0	0	0	0	1.1	2	2	2	0	0	1	0	2	0	0	.333
Oberg, S	0-0	0.00	1	0	0	0	0	0	0.2	0	0	0	0	0	0	0	2	0	0	.000
Rusin, C.	0-0	0.00	1	0	0	0	0	0	2.1	2	0	0	0	0	2	1	3	0	0	.222
COLORADO	0-1	12.38	1	1	0	1	0	0	8.0	17	11	11	2	0	4	2	11	1	0	.415
OPPONENTS	1-0	8.00	1	1	0	1	0	0	9.0	13	8	8	2	0	1	0	6	0	0	.342

Record Book

2017 WILD CARD GAME ROSTER

Manager: Bud Black (10); **Coaches:** Stu Cole (39), Tony Diaz (43), Duane Espy (58), Steve Foster (36), Ron Gideon (53), Darren Holmes (40), Aaron Muñoz (66), Mike Redmond (11), Jeff Salazar (41)
Trainers: Keith Dugger and Scott Gehret

No.	Name	Pos.	No.	Name	Pos.
2	Amarista, Alexi	INF	21	Lucroy, Jonathan	C
44	Anderson, Tyler	LHP	51	McGee, Jake	LHP
28	Arenado, Nolan	INF	37	Neshek, Pat	RHP
19	Blackmon, Charlie	OF	45	Oberg, Scott	RHP
20	Desmond, Ian	INF/OF	8	Parra, Gerardo	OF
38	Dunn, Mike	LHP	12	Reynolds, Mark	INF
54	Estévez, Carlos	RHP	52	Rusin, Chris	LHP
5	González, Carlos	OF	49	Senzatela, Antonio	RHP
55	Gray, Jon	RHP	27	Story, Trevor	INF
30	Hanigan, Ryan	C	7	Tapia, Raimel	OF
56	Holland, Greg	RHP	3	Tauchman, Mike	OF
9	LeMahieu, DJ	INF	4	Valaika, Pat	INF
			14	Wolters, Tony	C

Oct. 4, Chase Field

Ari 11, Col 8

FINAL	1	2	3	4	5	6	7	8	9	R	H	E
COLORADO	0	0	0	4	0	0	1	2	1	8	13	0
ARIZONA	3	1	2	0	0	0	2	3	X	11	17	0

Colorado	AB	R	H	BI	BB	K
Blackmon, CF	4	0	0	1	0	1
LeMahieu, 2B	5	0	0	0	0	2
González, RF	5	0	2	1	0	1
Arenado, 3B	5	2	1	1	0	1
Story, SS	4	2	2	1	0	0
Parra, LF	4	1	2	1	0	0
Reynolds, 1B	3	0	0	1	0	0
Neshek, P	0	0	0	0	0	0
McGee, P	0	0	0	0	0	0
Valaika, PH	1	0	1	0	0	0
Estévez, P	0	0	0	0	0	0
Holland, P	0	0	0	0	0	0
Lucroy, C	3	2	2	1	1	0
Gray, P	0	0	0	0	0	0
Oberg, P	0	0	0	0	0	0
Tapia, PH	1	0	1	0	0	0
Amarista, PH	1	0	1	1	0	0
Desmond, 1B	2	1	1	0	0	1
Totals	38	8	13	8	1	6

Arizona	AB	R	H	BI	BB	K
Peralta, LF	5	2	3	0	0	0
Marte, SS	5	1	3	1	0	2
Goldschmidt, 1B	5	1	2	3	0	1
Martinez, RF	4	1	0	0	1	2
Lamb, 3B	5	3	4	0	0	0
Pollock, CF	5	1	2	2	0	1
Descalso, 2B	3	2	1	2	2	2
Mathis, C	4	0	1	1	1	2
Greinke, P	2	0	0	0	0	0
Chafin, P	0	0	0	0	0	0
Ray, P	1	0	0	0	0	1
De La Rosa, P	0	0	0	0	0	0
Bradley, P	1	0	1	2	0	0
Drury, PH	1	0	0	0	0	0
Rodney, P	0	0	0	0	0	0
Totals	41	11	17	11	4	11

Colorado	IP	H	R	ER	BB	SO	HR
Gray (L, 0-1)	1.1	7	4	4	0	2	1
Oberg	0.2	0	0	0	0	2	0
Anderson	1.0	2	2	2	0	1	1
Rusin	2.1	2	0	0	2	3	0
Neshek	1.1	2	2	2	1	2	0
McGee	0.1	0	0	0	0	0	0
Estévez	0.1	1	1	1	0	1	0
Holland	0.2	3	2	2	1	0	0
Totals	8.0	17	11	11	4	11	2
Arizona	IP	H	R	ER	BB	SO	HR
Greinke	3.2	6	4	4	1	1	0
Chafin (WV, 1-0)	0.1	0	0	0	0	0	0
Ray	2.1	2	1	1	0	3	0
De La Rosa	0.1	0	0	0	0	0	0
Bradley	1.1	3	2	2	0	0	2
Rodney	1.0	2	1	1	0	2	0
Totals	9.0	13	8	8	1	6	2



The Rockies line up for the anthem at the 2017 NL Wild Card Game in Phoenix, Ariz.

(Rockies Postseason History, continued)

2009 NL DIVISION SERIES STATS

PLAYER	AVG	G	AB	R	H	TB	2B	3B	HR	RBI	SH	SF	HP	BB	IBB	SO	SB	CS	DP	GI		
																				E	SLG	OBP
Atkins, G	.231	4	13	0	3	5	2	0	0	2	0	0	0	0	0	3	0	0	0	0	.385	.231
Barnes, C	.000	4	14	0	0	0	0	0	0	0	1	0	0	0	0	2	0	0	0	1	.000	.000
Beimel, J	-	3	0	0	0	0	0	0	0	0	0	0	0	0	0	0	0	0	0	0	-	-
Belisle, M	.000	2	1	0	0	0	0	0	0	0	0	0	0	0	0	0	0	0	0	0	.000	.000
Betancourt, R	-	3	0	0	0	0	0	0	0	0	0	0	0	0	0	0	0	0	0	0	-	-
Contreras, J	-	2	0	0	0	0	0	0	0	0	0	0	0	0	0	0	0	0	0	0	-	-
Cook, A	.500	1	2	1	1	1	0	0	0	0	0	0	0	0	1	0	0	0	0	.500	.500	
Daley, M	-	1	0	0	0	0	0	0	0	0	0	0	0	0	0	0	0	0	0	0	-	-
Fowler, D	.214	4	14	1	3	3	0	0	0	2	1	2	0	1	0	3	0	0	1	.214	.235	
Giambi, J	.333	3	3	1	1	1	0	0	1	0	0	0	0	0	1	0	0	0	.333	.333		
González, C	.588	4	17	5	10	15	2	0	1	1	0	0	0	2	0	1	2	1	0	.882	.632	
Hammel, J	-	1	0	0	0	0	0	0	0	0	0	0	0	1	0	0	0	0	0	-	1.000	
Hawpe, B	.000	2	4	0	0	0	0	0	0	0	0	0	0	0	1	0	0	0	1	.000	.000	
Helton, T	.188	4	16	5	3	3	0	0	0	2	0	0	0	3	2	0	0	0	.188	.316		
Jiménez, U	.250	2	4	0	1	1	0	0	0	0	0	0	0	0	2	0	0	0	.250	.250		
Marquis, J	-	1	0	0	0	0	0	0	0	0	0	0	0	0	0	0	0	0	0	-	-	
Morales, F	-	4	0	0	0	0	0	0	0	0	0	0	0	0	0	0	0	0	0	-	-	
Smith, S	.200	3	5	0	1	1	0	0	0	0	0	0	1	1	1	0	0	0	.200	.333		
Spilborghs, R	.222	4	9	1	2	3	1	0	0	0	0	0	1	1	2	0	0	0	.333	.300		
Stewart, I	.000	2	1	0	0	0	0	0	0	0	0	0	1	0	1	0	0	0	.000	.500		
Street, H	-	3	0	0	0	0	0	0	0	0	0	0	0	0	0	0	0	0	0	-	-	
Torrealba, Y	.357	4	14	1	5	10	2	0	1	4	1	0	0	0	5	0	0	0	.714	.357		
Tulowitzki, T	.250	4	16	0	4	6	2	0	0	3	0	1	1	0	0	2	0	0	.375	.278		
Young, E	.000	2	1	0	0	0	0	0	0	0	0	0	0	0	0	0	0	0	.000	.000		
Totals	.254	4	134	15	34	49	9	0	2	15	3	3	1	10	2	27	2	1	3	2	.366	.304


PITCHER	W-L	ERA	G	GS	CG	GF	SHO	SV	IP	H	R	ER	HR	HB	BB	IBB	SO	WP	BK	AVG
Beimel, J	0-0	0.00	3	0	0	1	0	0	0.2	1	0	0	0	0	0	0	0	0	0	.333
Belisle, M	0-0	0.00	2	0	0	0	0	0	2.0	0	0	0	0	0	1	0	2	0	0	.000
Betancourt, R	0-0	3.86	3	0	0	0	0	0	2.1	2	1	1	1	0	1	0	3	0	0	.222
Contreras, J	0-0	4.50	2	0	0	0	0	0	2.0	3	1	1	0	0	2	0	3	0	0	.375
Cook, A	1-0	5.40	1	1	0	0	0	0	5.0	7	3	3	0	0	2	0	4	0	0	.350
Daley, M	0-0	0.00	1	0	0	0	0	0	1.0	1	0	0	0	0	1	0	0	1	0	.333
Hammel, J	0-0	9.82	1	1	0	0	0	0	3.2	4	4	4	1	0	3	0	5	0	0	.286
Jiménez, U	0-1	5.25	2	2	0	0	0	0	12.0	15	7	7	2	0	3	1	11	0	0	.306
Marquis, J	0-0	0.00	1	0	0	1	0	0	1.0	1	0	0	0	0	0	0	0	0	0	.250
Morales, F	0-0	0.00	4	0	0	0	0	0	2.2	0	0	0	0	0	3	1	1	0	0	.000
Street, H	0-2	13.50	3	0	0	2	0	1	2.2	6	4	4	0	0	3	0	1	0	0	.500
Totals	1-3	5.75	4	4	0	4	0	1	36.0	51	27	23	7	1	12	2	27	0	0	.331

Record Book

2009 NLDS ROSTER

Manager: Jim Tracy (4); **Coaches:** Bob Apodaca (36), Don Baylor (25), Rich Dauer (45), Glenallen Hill (30), Jim Wright (55); **Trainer:** Keith Dugger

No.	Name	Pos.	No.	Name	Pos.
27	Atkins, Garrett	INF	17	Helton, Todd	INF
12	Barnes, Clint	INF	20	Iannetta, Chris	C
97	Beimel, Joe	LHP	56	Morales, Franklin	LHP
63	Betancourt, Rafael	RHP	38	Jiménez, Ubaldo	RHP
34	Belisle, Matt	RHP	21	Marquis, Jason	RHP
54	Contreras, Jose	RHP	7	Smith, Seth	OF
28	Cook, Aaron	RHP	19	Spilborghs, Ryan	OF
31	Daley, Matt	RHP	9	Stewart, Ian	INF
24	Fowler, Dexter	OF	16	Street, Huston	RHP
23	Giambi, Jason	INF	2	Tulowitzki, Troy	INF
5	González, Carlos	OF	8	Torrealba, Yorvit	C
46	Hammel, Jason	RHP	4	Young Jr., Eric	INF
11	Hawpe, Brad	OF			



(Rockies Postseason History, continued)

2009 NLDS GAME-BY-GAME STATS

Game 1		Oct. 7, Citizens Bank Park										Phi 5, Col 1										0-1	
FINAL																							
COLORADO 1 2 3 4 5 6 7 8 9 R H E																							
PHILADELPHIA 0 0 0 0 2 3 0 0 X 1 6 1																							
PHILADELPHIA 0 0 0 0 2 3 0 0 X 5 12 0																							
Colorado	AB	R	H	BI	BB	K	Philadelphia	AB	R	H	BI	BB	K	Colorado	IP	H	R	ER	BB	SO	HR		
Fowler, CF	4	0	0	0	0	0	Rollins, SS	4	0	1	0	0	1	Jiménez (L, 0-1)	5.0	9	5	5	1	4	0		
González, LF	4	1	2	0	0	0	Victorino, CF	4	0	1	0	0	0	Beimel	0.0	1	0	0	0	0	0		
Helton, 1B	4	0	0	0	0	0	Utley, 2B	4	1	1	0	0	2	Daley	1.0	1	0	0	1	0	0		
Tulowitzki, SS	4	0	2	1	0	0	Howard, 1B	4	1	2	1	0	1	Morales	1.0	0	0	0	0	0	0		
Atkins, 3B	4	0	1	0	0	2	Werth, RF	3	2	2	1	1	0	Marquis	1.0	1	0	0	0	0	0		
Torrealba, C	3	0	1	0	0	0	Ibanez, LF	4	1	2	2	0	0	Totals	9.0	12	5	5	2	4	0		
Hawpe, RF	3	0	0	0	0	1	Feliz, 3B	4	0	1	0	0	0	Philadelphia	IP	H	R	ER	BB	SO	HR		
Barnes, 2B	3	0	0	0	0	0	Ruiz, C	3	0	1	1	1	0	Lee (W, 1-0)	9.0	6	1	1	0	5	0		
Jiménez, P	2	0	0	0	0	2	Lee, P	2	0	1	0	0	0	Totals	9.0	6	1	1	0	5	0		
Beimel, P	0	0	0	0	0	0	Totals	32	5	12	5	2	4										
Daley, P	0	0	0	0	0	0																	
Morales, P	0	0	0	0	0	0																	
Spilborghs, PH	0	0	0	0	0	0																	
Marquis, P	0	0	0	0	0	0																	
Totals	32	1	6	1	0	5																	

Game 2		Oct. 8, Citizens Bank Park										Col 5, Phi 4										1-1	
FINAL																							
COLORADO 1 2 3 4 5 6 7 8 9 R H E																							
PHILADELPHIA 0 0 0 0 0 3 0 1 0 5 9 1																							
PHILADELPHIA 0 0 0 0 0 3 0 1 0 4 11 0																							
Colorado	AB	R	H	BI	BB	K	Philadelphia	AB	R	H	BI	BB	K	Colorado	IP	H	R	ER	BB	SO	HR		
González, LF	5	1	3	0	0	1	Rollins, SS	5	0	1	0	0	1	Cook (W, 1-0)	5.0	7	3	3	2	4	0		
Fowler, CF	2	0	0	2	0	2	Victorino, CF	5	1	3	0	0	0	Contreras	1.0	2	0	0	0	1	0		
Helton, 1B	5	1	1	1	0	1	Utley, 2B	4	1	1	0	0	1	Belisle	1.0	0	0	0	0	1	0		
Tulowitzki, SS	3	0	0	0	0	0	Howard, 1B	4	1	2	1	0	1	Betancourt	0.2	1	1	1	0	0	1		
Atkins, 3B	2	0	0	0	0	1	Werth, RF	4	1	1	1	0	1	Morales	0.1	0	0	0	0	0	0		
Stewart, PH-3B	1	0	0	0	1	1	Ibanez, LF	4	0	2	2	0	0	Street (S, 1)	1.0	1	0	0	1	0	0		
Torrealba, C	3	1	2	2	0	0	Feliz, 3B	3	0	1	0	0	1	Totals	9.0	10	4	4	3	6	1		
Spilborghs, RF	3	1	1	0	1	1	Happ, P	0	0	0	0	0	0	Philadelphia	IP	H	R	ER	BB	SO	HR		
Barnes, 2B	3	0	0	0	0	1	Eyre, P	0	0	0	0	0	0	Hamels (L, 0-1)	5.0	7	4	4	0	5	1		
Cook, P	2	1	1	0	0	1	Myers, P	0	0	0	0	0	0	Blanton	1.0	1	1	1	0	1	0		
Contreras, P	0	0	0	0	0	0	Bastardo, P	0	0	0	0	0	0	Happ	0.0	1	0	0	0	0	0		
Smith, PH	1	0	1	0	0	0	Madson, P	0	0	0	0	0	0	Eyre	1.0	0	0	0	0	1	0		
Belisle, P	0	0	0	0	0	0	Francisco, PH	1	0	0	0	0	0	Myers	0.2	0	0	0	2	0	0		
Giambi, PH	1	0	0	0	0	1	Ruiz, C	2	0	0	0	1	1	Bastardo	0.1	0	0	0	0	1	0		
Betancourt, P	0	0	0	0	0	0	Stairs, PH	0	0	0	0	1	0	Madson	1.0	0	0	0	0	2	0		
Morales, P	0	0	0	0	0	0	Lee, PR	0	0	0	0	0	0	Totals	9.0	9	5	5	2	10	1		
Street, P	0	0	0	0	0	0	Hamels, P	0	0	0	0	1	0										
Totals	31	5	9	5	2	10	Dobbs, PH	1	0	0	0	0	0										
							Blanton, P	0	0	0	0	0	0										
							Cairo, 3B	2	0	0	0	0	0										
							Totals	35	4	11	4	3	6										

(Rockies Postseason History, continued)

Game 3		Oct. 11, Coors Field										Phi 6, Col 5										I-2							
FINAL																													
PHILADELPHIA		1	2	3	4	5	6	7	8	9	R		H	E	PHILADELPHIA		1	0	0	3	0	1	0	0	1	R		H	E
COLORADO		2	0	1	1	0	0	1	0	0	5		10	0	COLORADO		2	0	1	1	0	0	1	0	0	5		10	0
Philadelphia	AB	R	H	BI	BB	K	Colorado	AB	R	H	BI	BB	K	Philadelphia	IP	H	R	ER	BB	SO	HR								
Rollins, SS	5	1	1	0	0	2	González, LF	4	3	3	1	1	0	Happ	3.0	5	3	3	2	4	0								
Victorino, CF	3	1	0	0	1	1	Fowler, CF	4	0	2	0	0	1	Blanton	2.2	3	1	1	0	0	1								
Utley, 2B	4	2	3	1	1	0	Giambi, PH	1	0	0	0	0	0	Eyre	0.1	2	1	1	0	0	0								
Howard, 1B	4	0	1	2	0	1	Helton, 1B	3	2	1	1	2	1	Madson	1.0	0	0	0	0	0	2	0							
Werth, RF	3	1	0	0	2	2	Young, PR	0	0	0	0	0	0	Durbin (W, 1-0)	1.0	0	0	0	0	0	0	0							
Ibanez, LF	2	1	0	1	3	0	Tulowitzki, SS	4	0	1	1	0	0	Lidge (S, 1)	1.0	0	0	0	0	2	0	0							
Lidge, P	0	0	0	0	0	0	Torrealba, C	4	0	0	0	0	3	Totals	9.0	10	5	5	2	4	1								
Feliz, 3B	3	0	1	0	1	1	Atkins, 3B	4	0	2	2	0	0	Colorado	IP	H	R	ER	BB	SO	HR								
Ruiz, C	4	0	2	2	0	1	Spilborghs, RF	4	0	1	0	0	1	Hammel	3.2	4	4	4	3	5	1								
Happ, P	1	0	0	0	0	1	Street, P	0	0	0	0	0	0	Belisle	1.0	0	0	0	1	1	0								
Dobbs, PH	1	0	0	0	0	0	Barnes, 2B	4	0	0	0	0	0	Beimel	0.1	0	0	0	0	0	0	0							
Blanton, P	1	0	0	0	0	1	Hammel, P	0	0	0	0	1	0	Contreras	1.0	1	1	1	2	2	0								
Eyre, P	0	0	0	0	0	0	Belisle, P	1	0	0	0	0	0	Morales	1.0	0	0	0	0	0	0	0							
Madson, P	0	0	0	0	0	0	Beimel, P	0	0	0	0	0	0	Betancourt	1.0	1	0	0	1	3	0								
Stairs, PH	1	0	0	0	0	1	Contreras, P	0	0	0	0	0	0	Street (L, 0-1)	1.0	2	1	1	1	0	0								
Durbin, P	0	0	0	0	0	0	Smith, PH	1	0	0	0	0	0	Totals	9.0	8	6	6	8	11	1								
Francisco, LF	0	0	0	0	0	0	Morales, P	0	0	0	0	0	0																
Totals	32	6	8	6	8	11	Betancourt, P	0	0	0	0	0	0																
							Hawpe, RF	1	0	0	0	0	0																
							Totals	35	5	10	5	4	6																

Game 4		Oct. 12, Coors Field										Phi 5, Col 4										I-3							
FINAL																													
PHILADELPHIA		1	0	0	0	0	1	0	0	3	R		H	E	PHILADELPHIA		1	0	0	0	0	1	0	0	3	R		H	E
COLORADO		0	0	0	0	0	1	0	3	0	4		9	0	COLORADO		0	0	0	0	1	0	3	0	4		9	0	
Philadelphia	AB	R	H	BI	BB	K	Colorado	AB	R	H	BI	BB	K	Philadelphia	IP	H	R	ER	BB	SO	HR								
Rollins, SS	5	0	2	0	0	1	González, RF	4	0	2	0	1	0	Lee	7.1	5	3	1	3	5	0								
Victorino, CF	5	2	2	1	0	0	Fowler, CF	4	1	1	0	1	0	Madson (W, 1-0)	0.2	2	1	1	1	0	0								
Utley, 2B	2	1	1	0	3	0	Helton, 1B	4	2	1	0	1	0	Eyre	0.2	2	0	0	0	0	0	0							
Howard, 1B	4	1	1	2	1	1	Tulowitzki, SS	5	0	1	1	0	2	Lidge (S, 2)	0.1	0	0	0	0	0	1	0							
Werth, RF	4	1	2	2	1	1	Atkins, 3B	3	0	0	0	0	0	Totals	9.0	9	4	2	4	6	0								
Ibanez, LF	3	0	0	0	1	2	Giambi, PH	1	1	1	1	0	0	Colorado	IP	H	R	ER	BB	SO	HR								
Madson, P	0	0	0	0	0	0	Street, P	0	0	0	0	0	0	Jiménez	7.0	6	2	2	2	7	2								
Cairo, PH-LF	1	0	0	0	0	0	Beimel, P	0	0	0	0	0	0	Morales	0.1	0	0	0	0	3	1	0							
Feliz, 3B	4	0	0	0	0	1	Torrealba, C	4	0	2	2	0	2	Betancourt	0.2	0	0	0	0	0	0	0							
Ruiz, C	4	0	1	0	0	0	Smith, LF	3	0	0	0	1	1	Street (L, 0-2)	0.2	3	3	3	1	1	0								
Lee, P	3	0	0	0	0	2	Barnes, 2B	4	0	0	0	0	1	Beimel	0.1	0	0	0	0	0	0	0							
Francisco, LF	0	0	0	0	0	0	Jiménez, P	2	0	1	0	0	0	Totals	9.0	9	5	5	6	9	2								
Dobbs, PH	1	0	0	0	0	1	Spilborghs, PH	1	0	0	0	0	0																
Eyre, P	0	0	0	0	0	0	Morales, P	0	0	0	0	0	0																
Lidge, P	0	0	0	0	0	0	Betancourt, P	0	0	0	0	0	0																
Totals	36	5	9	5	6	9	Stewart, 3B	0	0	0	0	0	0																
							Young, PH	1	0	0	0	0	0																
							Totals	36	4	9	4	4	6																

Record Book

(Rockies Postseason History, continued)

2007: 21 WINS IN 22 GAMES

The 2007 season was a historical one for the Colorado Rockies, as the team won its first National League Championship and advanced to the World Series for the first time in franchise history.

The Rockies captivated fans throughout baseball with an unprecedented run at the end of the season, winning 14 of their final 15 regular season games (including a one-game play-off for the Wild Card), sweeping the National League Division Series vs. the Phillies and the Championship Series vs. the Diamondbacks. All told, the club won 21 of 22 games heading into the 2007 World Series before being swept in four games by the Boston Red Sox.

Resiliency might be the best word to describe the 2007 Colorado Rockies. The club overcame an 18-27 start to the season, a 1-9 road trip at the end of June and the loss of three starting pitchers. The Rockies went from last place in the National League West to posting the league's best record after May 22 with a mark of 72-46 (.610), including a franchise-record 20 victories in September. The team finished at 17 games above .500, easily a franchise-best for any point in any season. The club's 90 wins matched Arizona for the most victories of any National League team in '07. 2007 became the first 90-win season in Rockies franchise history.

The sensational 21-of-22 run began on Sept. 16. Entering that day's game, the Rockies found themselves four-and-a-half games behind Wild Card leader San Diego, and they trailed both Philadelphia and Los Angeles by 3.0 games each. Colorado was also in the midst of a three-game losing streak, but the Rockies avoided a sweep, hitting four home runs (one of which was Todd Helton's 300th career home run) and collecting 20 hits to defeat the Marlins 13-0.

Following an off day, the Rockies hosted the Dodgers for four games, beginning with a doubleheader on Sept. 18. Colorado won game one by a 3-1 count as Jeff Francis struck out a career-best 10 batters, the most by a Rockies pitcher since 2003. In the nightcap, Helton hit one of the most memorable home runs in franchise history: a 418-foot two-run walk-off home run off Takashi Saito to give the Rockies a 9-8 victory and completing the doubleheader sweep. The win pushed Colorado to seven games above .500 for just the second time in '07. The Rockies defeated the Dodgers 6-5 in the third game of the set, as Brad Hawpe hit a two-run homer in the eighth inning, and the following day, Matt Holliday highlighted a six-run second inning with his 11th home run in 12 games in the Rockies' 9-4 win.

The club then traveled to Southern California for a six-game trip against San Diego and Los Angeles. In the first game of a three-game series with the Padres, the Rockies led 1-0 entering the ninth inning, but that lead vanished as Manny Corpas allowed a solo home run to Adrian González to lead off the frame. However, Brad Hawpe's home run in the 14th inning gave the Rockies a 2-1 victory, securing the club's first winning season since 2000. The Rockies went on to sweep San Diego, highlighted by a franchise-best 17th win of the season for starter Jeff Francis. The sweep notched the Rockies' 84th win of the year, setting the single-season team record.

The Rockies then traveled up the coast to play the Dodgers in three night games. In the opener, on Sept. 25, Troy Tulowitzki homered in the sixth inning to drive in the tying and go-ahead runs while Helton recorded a pair of run-scoring singles to give the Rockies their ninth consecutive victory, tying a franchise record. The following night, Josh Fogg held the Dodgers scoreless, allowing just five hits over 6.2 innings and the Rockies scored two runs in the third inning in their 2-0 shutout victory against Los Angeles. In the final road game of the season, Colorado extended its winning streak to 11 games with a 10-4 win in L.A. on Sept. 27. The club had reeled off a perfect 6-0 road trip, the first unbeaten, multi-city trip in franchise history.

Now it came down to the final weekend of the regular

season as Colorado hosted first-place Arizona for three games at Coors Field. The Rockies and NL East co-leaders Philadelphia and New York all sat 1.0 game behind NL Wild Card leader San Diego (Colorado also trailed Arizona by 2.0 games in the division).

In front of 48,190 fans, the Rockies' 11-game winning streak was quickly snapped by Arizona as staff ace Brandon Webb held the Rockies to just two runs in seven innings and dealt the Rockies' and Jeff Francis a 4-2 Rockies loss. The Rockies now had to win its two remaining games and hope for the Padres to lose against the Brewers in their last two games to have a shot at the postseason by guaranteeing a tiebreaker game between the clubs to be held at Coors Field.

With their playoff hopes hanging in the balance, the Rockies' resiliency came into play. First, on Sept. 29, Tulowitzki hit his first career grand slam, Holliday drove in two runs with a double, and Garrett Atkins plated two runs as the Rockies defeated the D-backs 11-1. Meanwhile, in Milwaukee, the Padres were one strike away from a victory that would have ended Colorado's season, but closer Trevor Hoffman allowed a game-tying triple to Tony Gwynn Jr., and the Padres fell to the Brewers in extra innings. Colorado's playoffs hopes were still alive. The Rockies headed into the final day of the season needing a win and a Padres loss to force a tie in the NL Wild Card standings.

On the season's final day, the Rockies scored three times against NL West Champion Arizona in the eighth inning, snapping a 1-1 tie, just as the Padres' final score was posted on the Coors Field out-of-town scoreboard to the roaring applause of 46,375 Rockies fans. Ahead 4-1 going into the ninth inning, the Rockies' Corpas entered the game with a chance to close out the victory and extend the Rockies' season. Corpas gave up a couple hits, a Conor Jackson sacrifice fly and a two-out RBI single from Alberto Callaspo, before fielding Stephen Drew's infield grounder and firing it to first, where Todd Helton caught it and erupted in jubilation.

The Rockies had won 13 of their last 14 games to force the Wild Card tiebreaker on Oct. 1: Rockies vs. Padres at Coors Field. It marked the seventh one-game playoff in Major League history.

In the tiebreaker, Colorado took its first lead of the game in the sixth inning, battling back from a 5-3 deficit heading into the third inning. With the Rockies leading 6-5 with two outs in the eighth inning, Holliday's miscue in left field allowed the Padres to score the tying run, pushing the game into extra innings. It stayed knotted at six until San Diego broke the tie with a Scott Hairston two-run home run off Jorge Julio in the 13th inning. With an 8-6 lead, the Padres called on Trevor Hoffman to try and seal a victory for San Diego.

Backs against the wall and their season on the line, Kazuo Matsui led off the bottom half of the frame with a double and immediately scored on Tulowitzki's two-bagger to bring the Rockies within a run. Holliday followed with a first-pitch triple, scoring Tulowitzki to tie the game at eight. The Padres chose to intentionally walk Helton in order to face Jamey Carroll with Holliday and the winning run on third. Carroll hit the first pitch he saw from Hoffman to right field, where Giles caught the ball and threw home to try and cut down Holliday. Holliday tagged from third and, diving head first into home plate, narrowly beat Giles' throw to win the game, 9-8 in 13 innings.

The Rockies were going to the postseason in dramatic fashion, and for just the second time in franchise history.

The Rockies would go on to sweep the Philadelphia Phillies in the NL Division Series in three games, and then sweep the Arizona Diamondbacks in the NLCS in four games, capping the 21-of-22 run and becoming National League Champions. Despite losing the World Series title to the Boston Red Sox, this 2007 Rockies season was certainly a magical run for the ages.

(Rockies Postseason History, continued)

2007 NL DIVISION SERIES STATS

PLAYER	AVG	G	AB	R	H	TB	2B	3B	HR	RBI	SH	SF	HP	BB	IBB	SO	SB	CS	DP	GI			E	SLG	OBP
																				E	DP	DP			
Atkins,G	.231	3	13	3	3	5	2	0	0	1	0	0	0	0	0	1	0	0	0	0	0	0	.385	.231	
Baker,J	1.000	1	1	0	1	1	0	0	0	1	0	0	0	0	0	0	0	0	0	0	0	1.000	1.000		
Carroll,J	.000	1	0	0	0	0	0	0	0	0	0	0	0	0	0	0	0	0	0	0	0	0	.000	.000	
Hawpe,B	.273	3	11	1	3	3	0	0	0	0	0	0	2	0	5	0	0	0	0	0	0	.273	.385		
Helton,T	.083	3	12	1	1	3	0	1	0	0	0	0	1	0	2	0	0	0	0	0	0	.250	.154		
Holliday,M	.231	3	13	2	3	9	0	0	2	3	0	0	0	0	3	0	0	0	0	0	0	.692	.231		
Iannetta,C	.000	0	0	0	0	0	0	0	0	0	0	0	0	0	0	0	0	0	0	0	0	.000	.000		
Matsui,K	.417	3	12	2	5	13	1	2	1	6	0	0	0	2	1	2	0	0	0	0	0	1.083	.500		
Smith,S	.500	2	2	1	1	1	0	0	0	0	0	0	0	0	0	0	0	0	0	0	0	.500	.500		
Spilborghs,R	.250	3	8	2	2	2	0	0	0	0	0	0	3	0	3	0	0	0	0	0	0	.250	.455		
Sullivan,C	.500	3	2	0	1	1	0	0	0	0	0	0	0	0	0	0	0	0	0	0	0	.500	.500		
Torrealba,Y	.500	3	10	3	5	6	1	0	0	3	0	0	0	2	1	0	0	0	1	1	1	.600	.583		
Tulowitzki,T	.167	3	12	1	2	6	1	0	1	2	0	0	0	1	0	5	0	1	0	0	0	.500	.231		
Fogg,J	.000	1	1	0	0	0	0	0	0	0	0	0	0	0	0	0	0	0	0	0	0	.000	.000		
Francis,J	.000	1	2	0	0	0	0	0	0	0	1	0	0	0	0	0	0	0	0	0	0	.000	.000		
Jiménez,U	.000	1	1	0	0	0	0	0	0	0	1	0	0	0	0	0	0	0	0	0	0	.000	.000		
Morales,F	.000	1	1	0	0	0	0	0	0	0	0	0	0	0	1	0	0	0	0	0	0	.000	.000		
COLORADO	.267	3	101	16	27	50	5	3	4	16	2	0	0	11	2	22	0	1	1	1	1	.495	.339		
OPPONENTS	.172	3	93	8	16	34	1	1	5	8	0	0	1	12	0	26	3	0	3	0	0	.366	.274		

PITCHER	W-L	ERA	G	GS	CG	GF	SHO	SV	IP	H	R	ER	HR	HB	BB	IBB	SO	WP	BK	AVG
Affeldt,J	0-0	9.00	1	0	0	0	0	0	1.0	1	1	1	1	0	0	0	2	0	0	.250
Buchholz,T	0-0	---	0	0	0	0	0	0	0.0	0	0	0	0	0	0	0	0	0	0	.000
Corpas,M	0-0	0.00	3	0	0	3	0	3	3.1	2	0	0	0	0	0	0	3	0	0	.167
Fogg,J	1-0	0.00	1	0	0	0	0	0	2.0	1	0	0	0	0	0	0	1	0	0	.143
Francis,J	1-0	3.00	1	1	0	0	0	0	6.0	4	2	2	2	0	2	0	8	0	0	.190
Fuentes,B	1-0	0.00	3	0	0	0	0	0	2.1	1	0	0	0	0	3	0	4	1	0	.125
Hawkins,L	0-0	0.00	1	0	0	0	0	0	1.0	0	0	0	0	1	0	0	0	0	0	.000
Herges,M	0-0	0.00	1	0	0	0	0	0	0.2	0	0	0	0	0	0	0	0	0	0	.000
Jiménez,U	0-0	1.42	1	1	0	0	0	0	6.1	3	1	1	1	0	4	0	5	0	0	.143
Morales,F	0-0	9.00	1	1	0	0	0	0	3.0	3	3	3	1	1	2	0	3	0	0	.273
Redman,M	0-0	---	0	0	0	0	0	0	0.0	0	0	0	0	0	0	0	0	0	0	.000
Speier,R	0-0	0.00	1	0	0	0	0	0	1.1	1	1	0	0	0	0	0	0	0	0	.200
COLORADO	3-0	2.33	3	3	0	3	0	3	27.0	16	8	7	5	1	12	0	26	1	0	.172
OPPONENTS	0-3	5.54	3	3	0	3	0	0	26.0	27	16	16	4	0	11	2	22	0	0	.267

Record Book

2007 NLDS ROSTER

Manager: Clint Hurdle (13); **Coaches:** Bob Apodaca (36), Alan Cockrell (58), Mike Gallego (2), Glenallen Hill (30), Rick Mathews (53), Jamie Quirk (9)
Trainers: Keith Dugger and Scott Gehret

No.	Name	Pos.	No.	Name	Pos.
41	Affeldt, Jeremy	LHP	5	Holliday, Matt	OF
27	Atkins, Garrett	INF	20	Iannetta, Chris	C
10	Baker, Jeff	INF	38	Jiménez, Ubaldo	RHP
35	#Buchholz, Taylor	RHP	7	Matsui, Kazuo	INF
1	Carroll, Jamey	INF	56	Morales, Franklin	LHP
28	**Cook, Aaron	RHP	55	*Redman, Mark	LHP
60	Corpas, Manny	RHP	12	Smith, Seth	OF
37	Fogg, Josh	RHP	23	Speier, Ryan	RHP
26	Francis, Jeff	LHP	19	Spilborghs, Ryan	OF
40	Fuentes, Brian	LHP	18	Sullivan, Cory	OF
32	Hawkins, LaTroy	RHP	3	^Taveras, Willy	OF
11	Hawpe, Brad	OF	8	Torrealba, Yorvit	C
17	Helton, Todd	INF	2	Tulowitzki, Troy	INF
49	Herges, Matt	RHP			

* DS roster only ^ LCS, WS roster only
 # DS, LCS roster only ** WS roster only



(Rockies Postseason History, continued)

2007 NLDS GAME-BY-GAME STATS

Game 1		Oct. 3, Citizens Bank Park										Col 4, Phi 2										1-0		
FINAL																								
COLORADO 0 3 0 0 0 0 0 0 1 0 R H E																								
PHILADELPHIA 0 0 0 0 2 0 0 0 0 0 2 4 0																								
Colorado		AB	R	H	BI	BB	K	Philadelphia		AB	R	H	BI	BB	K	Colorado		IP	H	R	ER	BB	SO	HR
Matsui, 2B	4	0	0	0	1	2	Rollins, SS	3	0	0	0	1	1	Francis (W, 1-0)	6.0	4	2	2	2	8	2			
Tulowitzki, SS	3	0	0	1	1	2	Victorino, RF	4	0	0	0	0	1	Hawkins	1.0	0	0	0	1	0	0			
Holliday, LF	4	1	1	1	0	1	Utley, 2B	4	0	0	0	0	4	Fuentes	1.0	0	0	0	1	1	0			
Helton, 1B	4	1	1	0	0	1	Howard, 1B	4	0	0	0	0	3	Corpas (S, 1)	1.0	0	0	0	0	1	0			
Atkins, 3B	4	1	1	1	0	1	Rowand, CF	4	1	1	1	0	0	Totals	9.0	4	2	2	4	10	2			
Hawpe, RF	4	0	0	0	0	3	Burrell, LF	3	1	1	1	1	0	Philadelphia		IP	H	R	ER	BB	SO	HR		
Spilborghs, CF	2	1	0	0	2	2	Helms, 3B	2	0	0	0	0	0	Hamels (L, 0-1)	6.2	3	3	3	4	7	0			
Corpas, P	0	0	0	0	0	0	Dobbs, PH	0	0	0	0	1	0	Gordon	0.2	1	1	1	0	2	1			
Torrealba, C	4	0	2	1	0	0	Bourn, PR	0	0	0	0	0	0	Romero	0.2	0	0	0	0	0	0			
Francis, P	2	0	0	0	0	0	Nunez, 3B	0	0	0	0	0	0	Myers	1.0	2	0	0	0	3	0			
Hawkins, P	0	0	0	0	0	0	Ruiz, C	3	0	1	0	0	1	Totals	8.1	6	4	4	4	12	1			
Fuentes, P	0	0	0	0	0	0	Hamles, P	2	0	1	0	0	0											
Sullivan, PH-CF	1	0	1	0	0	0	Gordon, P	0	0	0	0	0	0											
Totals	32	4	6	4	4	12	Romero, P	0	0	0	0	0	0											
							Iguchi, PH	0	0	0	0	1	0											
							Myers, P	0	0	0	0	0	0											
							Totals	29	2	4	2	4	10											

Record Book

Game 2		Oct. 4, Citizens Bank Park										Col 10, Phi 5										2-0		
FINAL																								
COLORADO 2 0 0 4 0 4 0 0 0 0 R H E																								
PHILADELPHIA 1 2 0 0 0 1 1 0 0 0 10 12 1																								
Colorado		AB	R	H	BI	BB	K	Philadelphia		AB	R	H	BI	BB	K	Colorado		IP	H	R	ER	BB	SO	HR
Matsui, 2B	5	2	3	5	0	0	Rollins, SS	5	1	2	4	0	0	Morales	3.0	3	3	3	2	3	1			
Corpas, P	0	0	0	0	0	0	Utley, 2B	5	0	2	0	0	1	Fogg (W, 1-0)	2.0	1	0	0	0	1	0			
Tulowitzki, SS	5	1	2	1	0	2	Burrell, LF	4	0	1	0	1	1	Affeldt	1.0	1	1	1	0	2	1			
Holliday, LF	5	1	2	2	0	1	Howard, 1B	4	1	2	1	0	2	Speier	1.1	1	1	0	0	0	0			
Helton, 1B	5	0	0	0	0	1	Rowand, CF	4	0	0	0	0	2	Fuentes	0.1	1	0	0	2	1	0			
Atkins, 3B	5	1	1	0	0	0	Werth, RF	3	0	0	0	1	1	Corpas (S, 2)	1.1	2	0	0	0	1	0			
Hawpe, RF	3	1	1	0	2	1	Helms, 3B	0	1	0	0	1	0	Totals	8.0	9	5	4	4	8	2			
Spilborghs, CF	3	1	1	0	1	0	Dobbs, PH-3B	2	0	0	0	0	1	Philadelphia		IP	H	R	ER	BB	SO	HR		
Speier, P	0	0	0	0	0	0	Iguchi, PH	0	0	0	0	1	0	Kendrick (L, 0-1)	3.2	5	5	5	2	2	2			
Fuentes, P	0	0	0	0	0	0	Nunez, 3B	0	0	0	0	0	0	Lohse	1.1	1	1	1	0	1	1			
Carroll, 2B	0	0	0	0	0	0	Ruiz, C	4	1	1	0	0	0	Mesa	0.1	1	3	3	2	0	0			
Torrealba, C	3	2	1	2	1	0	Kendrick, P	1	0	0	0	0	0	Condrey	1.2	4	1	1	0	2	0			
Morales, P	1	0	0	0	0	1	Lohse, P	0	0	0	0	0	0	Alfonseca	1.0	1	0	0	0	0	0			
Smith, PH	1	1	1	0	0	0	Bourn, PH	1	0	0	0	0	0	Romero	1.0	0	0	0	0	1	0			
Fogg, P	1	0	0	0	0	0	Mesa, P	0	0	0	0	0	0	Totals	9.0	12	10	10	4	6	3			
Affeldt, P	0	0	0	0	0	0	Condrey, P	0	0	0	0	0	0											
Sullivan, CF	1	0	0	0	0	0	Victorino, PH	1	1	1	0	0	0											
Totals	38	10	12	10	4	6	Alfonseca, P	0	0	0	0	0	0											
							Romero, P	0	0	0	0	0	0											
							Coste, PH	1	0	0	0	0	0											
							Totals	35	5	9	5	4	8											

(Rockies Postseason History, continued)

Game 3		Oct. 6, Coors Field										Col 2, Phi 1										3-0																									
FINAL																																															
PHILADELPHIA		0	0	0	0	0	0	1	0	0	R		H		E																																
COLORADO		0	0	0	0	1	0	0	1	x	2		9		0																																
Philadelphia												Colorado												Philadelphia												Colorado											
Rollins, SS	3	0	0	0	1	2	Matsui, 2B	3	0	2	1	1	0	Moyer	6.0	5	1	1	2	2	0	Jiménez	6.1	3	1	1	4	5	1																		
Utley, 2B	2	0	0	0	2	0	Tulowitzki, SS	4	0	0	0	0	1	Gordon	1.1	1	0	0	1	2	0	Herges	0.2	0	0	0	0	0	0																		
Burrell, LF	4	0	0	0	0	2	Holliday, LF	4	0	0	0	0	1	Romero (L, 0-1)	0.1	3	1	1	0	0	0	Fuentes (W, 1-0)	1.0	0	0	0	0	2	0																		
Romero, P	0	0	0	0	0	0	Helton, 1B	3	0	0	0	1	0	Myers	0.1	0	0	0	0	0	0	Corpas (S, 3)	1.0	0	0	0	0	1	0																		
Myers, P	0	0	0	0	0	0	Atkins, 3B	4	1	1	0	0	0	Totals	8.0	9	2	2	3	4	0	Totals	9.0	3	1	1	4	8	1																		
Howard, 1B	4	0	1	0	0	2	Hawpe, RF	4	0	2	0	0	1																																		
Rowand, CF	4	0	0	0	0	2	Spilborghs, CF	3	0	1	0	0	1																																		
Victorino, RF	4	1	1	1	0	0	Fuentes, P	0	0	0	0	0	0																																		
Ruiz, C	2	0	1	0	1	0	Baker, PH	1	0	1	1	0	0																																		
Nunez, 3B	2	0	0	0	0	0	Corpas, P	0	0	0	0	0	0																																		
Dobbs, PH-3B	1	0	0	0	0	0	Torrealba, C	3	1	2	0	1	0																																		
Moyer, P	2	0	0	0	0	0	Jiménez, P	1	0	0	0	0	0																																		
Iguchi, PH	1	0	0	0	0	0	Herges, P	0	0	0	0	0	0																																		
Gordon, P	0	0	0	0	0	0	Smith, PH	1	0	0	0	0	0																																		
Werth, LF	0	0	0	0	0	0	Sullivan, CF	0	0	0	0	0	0																																		
Totals	29	1	3	1	4	8	Totals	31	2	9	2	3	4																																		



The Rockies celebrate as they defeat the Phillies in a three-game sweep in the 2007 NLDS. It was the club's first-ever postseason series win.

(Rockies Postseason History, continued)

2007 NL CHAMPIONSHIP SERIES STATS

PLAYER	AVG	G	AB	R	H	TB	2B	3B	HR	RBI	SH	SF	HP	BB	IBB	SO	SB	CS	DP	GI			E	SLG	OBP
																				E	SLG	OBP			
Atkins,G	.143	4	14	0	2	2	0	0	0	0	0	0	0	2	1	2	0	0	0	0	0	.143	.250		
Baker,J	.500	2	2	0	1	1	0	0	0	0	0	0	0	0	0	1	0	0	0	0	0	.500	.500		
Carroll,J	.000	2	1	0	0	0	0	0	0	0	0	0	0	1	0	0	0	0	0	0	0	.000	.500		
Hawpe,B	.333	4	12	2	4	4	0	0	0	2	0	0	0	5	0	3	0	0	0	0	0	.333	.529		
Helton,T	.214	4	14	3	3	3	0	0	0	1	0	1	0	2	0	4	0	0	0	0	0	.214	.294		
Holliday,M	.333	4	15	3	5	11	0	0	2	4	0	0	1	1	0	6	0	0	0	0	0	.733	.412		
Iannetta,C	.000	0	0	0	0	0	0	0	0	0	0	0	0	0	0	0	0	0	0	0	0	.000	.000		
Matsui,K	.235	4	17	2	4	4	0	0	0	2	1	0	0	1	0	5	1	0	0	0	1	.235	.278		
Smith,S	.500	2	2	1	1	2	1	0	0	2	0	0	0	0	0	0	0	0	0	0	0	1.000	.500		
Spilborghs,R	.500	2	2	1	1	1	0	0	0	0	0	0	0	0	0	0	0	0	0	0	0	.500	.500		
Sullivan,C	.000	1	1	0	0	0	0	0	0	0	0	0	0	0	0	1	0	0	0	0	0	.000	.000		
Taveras,W	.167	4	18	3	3	4	1	0	0	1	0	0	0	2	0	5	1	0	0	0	0	.222	.250		
Torrealba,Y	.200	4	15	2	3	7	1	0	1	4	0	0	0	2	0	5	0	0	0	0	0	.467	.294		
Tulowitzki,T	.188	4	16	1	3	3	0	0	0	0	0	0	0	1	0	5	0	0	1	0	1	.188	.235		
Fogg,J	.000	1	1	0	0	0	0	0	0	0	0	0	0	1	0	0	0	0	0	0	0	.000	.500		
Francis,J	.000	1	2	0	0	0	0	0	0	0	1	0	0	0	0	0	0	0	0	0	0	.000	.000		
Jiménez,U	.000	1	2	0	0	0	0	0	0	0	0	0	0	0	0	2	0	0	0	0	0	.000	.000		
Morales,F	.000	1	1	0	0	0	0	0	0	0	0	0	0	0	0	0	0	0	0	0	0	.000	.000		
COLORADO	.222	4	135	18	30	42	3	0	3	16	2	1	1	18	1	39	2	0	1	2	.311	.316			
OPPONENTS	.254	4	142	8	36	51	7	1	2	8	0	0	4	8	1	28	0	2	4	3	.359	.312			

PITCHER	W-L	ERA	G	GS	CG	GF	SHO	SV	IP	H	R	ER	HR	HB	BB	IBB	SO	WP	BK	AVG
Affeldt,J	0-0	0.00	2	0	0	0	0	0	1.1	0	0	0	0	0	0	0	0	0	0	.000
Buchholz,T	0-0	---	0	0	0	0	0	0	0.0	0	0	0	0	0	0	0	0	0	0	.000
Corpas,M	1-0	1.69	4	0	0	3	0	2	5.1	3	1	1	0	1	0	0	3	0	0	.167
Fogg,J	1-0	1.50	1	1	0	0	0	0	6.0	7	1	1	1	0	1	0	3	0	0	.318
Francis,J	1-0	1.35	1	1	0	0	0	0	6.2	7	1	1	0	2	1	0	4	0	0	.292
Fuentes,B	0-0	7.36	4	0	0	0	0	0	3.2	7	3	3	1	0	0	0	6	0	0	.389
Hawkins,L	0-0	0.00	2	0	0	0	0	0	2.0	1	0	0	0	0	0	0	1	0	0	.125
Herges,M	1-0	0.00	3	0	0	0	0	0	3.0	1	0	0	0	0	1	0	2	0	0	.100
Jiménez,U	0-0	1.80	1	1	0	0	0	0	5.0	5	1	1	0	0	4	1	6	1	0	.263
Morales,F	0-0	2.25	1	1	0	0	0	0	4.0	5	1	1	0	1	1	0	2	0	0	.313
Redman,M	0-0	---	0	0	0	0	0	0	0.0	0	0	0	0	0	0	0	0	0	0	.000
Speier,R	0-0	0.00	1	0	0	1	0	1	1.0	0	0	0	0	0	0	0	1	0	0	.000
COLORADO	4-0	1.89	4	4	0	4	0	3	38.0	36	8	8	2	4	8	1	28	1	0	.254
OPPONENTS	0-4	3.00	4	4	0	4	0	0	36.0	30	18	12	3	1	18	1	39	3	0	.222

Record Book



The Rockies hoist the NL Championship trophy after sweeping the Arizona Diamondbacks in four games.

(Rockies Postseason History, continued)

2007 NLCS GAME-BY-GAME STATS

Game 1	Oct. 11, Chase Field										Col 5, Ari 1										1-0	
FINAL																						
COLORADO 0 1 3 0 0 0 1 0 0 0 0 0 0 0 0 0 0 0 0 0 0 0																						
ARIZONA 1 0																						
R H E																						
1 9 1																						
Colorado	AB	R	H	BI	BB	K	Arizona	AB	R	H	BI	BB	K	Colorado	IP	H	R	ER	BB	SO	HR	
Taveras, CF	5	1	1	0	0	2	Young, CF	2	0	0	0	2	0	Francis (W, 1-0)	6.2	7	1	1	1	4	0	
Corpas, P	0	0	0	0	0	0	Drew, SS	4	1	1	0	0	1	Herges	0.0	0	0	0	1	0	0	
Matsui, 2B	5	1	1	0	0	2	Byrnes, LF	4	0	2	1	0	1	Affeldt	0.1	0	0	0	0	0	0	
Holliday, LF	3	1	1	0	1	1	Jackson, 1B	4	0	1	0	0	0	Fuentes	1.0	1	0	0	0	2	0	
Helton, 1B	4	1	1	0	0	0	Reynolds, 3B	3	0	0	0	0	0	Corpas	1.0	1	0	0	0	0	0	
Atkins, 3B	3	0	1	0	1	0	Snyder, C	4	0	1	0	0	2	Totals	9.0	9	1	1	2	6	0	
Hawpe, RF	3	0	2	2	1	1	Upton, RF	2	0	0	0	0	1	Arizona	IP	H	R	ER	BB	SO	HR	
Tulowitzki, SS	4	0	1	0	0	1	Salazar, PH	1	0	0	0	0	0	Webb (L, 0-1)	6.0	7	4	4	2	4	0	
Torrealba, C	3	1	0	0	1	2	Ojeda, 2B	4	0	1	0	0	1	Cruz	0.2	0	1	0	2	1	0	
Francis, P	2	0	0	0	0	0	Webb, P	2	0	1	0	0	0	Slaten	0.1	0	0	0	0	0	0	
Herges, P	0	0	0	0	0	0	Cruz, P	0	0	0	0	0	0	Nippert	1.0	1	0	0	0	2	0	
Affeldt, P	0	0	0	0	0	0	Slaten, P	0	0	0	0	0	0	Pena	1.0	0	0	0	0	3	0	
Fuentes, P	0	0	0	0	0	0	Cirillo, PH	1	0	1	0	0	0	Totals	9.0	8	5	4	4	10	0	
Sullivan, PH-CF	1	0	0	0	0	1	Nippert, P	0	0	0	0	0	0	Pena, P	0	0	0	0	0	0	0	
Totals	33	5	8	3	4	10	Pena, P	0	0	0	0	0	0	Montero, PH	1	0	1	0	0	0	0	
							Totals	32	1	9	1	2	6									

Game 2	Oct. 12, Chase Field										Col 3, Ari 2 (11 inn.)										2-0	
FINAL																						
COLORADO 0 1 0 0 1 0 0 0 0 0 0 0 0 0 0 0 0 0 0 0 0 0																						
ARIZONA 0 0 1 0 0 0 0 0 0 0 1 0 0 0 0 0 0 0 0 0 0 0																						
R H E																						
3 7 1																						
2 9 1																						
Colorado	AB	R	H	BI	BB	K	Arizona	AB	R	H	BI	BB	K	Colorado	IP	H	R	ER	BB	SO	HR	
Taveras, CF	4	1	1	1	2	1	Young, CF	4	1	1	1	1	3	Jiménez	5.0	5	1	1	4	6	0	
Speier, P	0	0	0	0	0	0	Drew, SS	4	0	1	0	1	0	Herges	1.0	1	0	0	0	0	0	
Matsui, 2B	4	0	1	0	1	1	Byrnes, LF	5	0	1	1	0	0	Hawkins	1.0	1	0	0	0	1	0	
Holliday, LF	5	0	0	0	0	3	Clark, 1B	4	0	2	0	1	0	Fuentes	1.0	1	0	0	0	2	0	
Helton, 1B	4	1	0	1	0	1	Reynolds, 3B	5	0	1	0	0	2	Corpas (W, 1-0)	2.0	1	1	1	0	2	0	
Atkins, 3B	4	0	1	0	0	1	Salazar, RF	3	0	0	0	0	1	Speier (S, 1)	1.0	0	0	0	0	1	0	
Corpas, P	0	0	0	0	0	0	Upton, PH-RF	2	0	0	0	0	2	Totals	11.0	9	2	2	4	12	0	
Spilborghs, PH-CF	1	1	1	0	0	0	Snyder, C	4	0	1	0	1	2	Arizona	IP	H	R	ER	BB	SO	HR	
Tulowitzki, SS	5	0	1	0	0	1	Ojeda, 2B	5	0	1	0	0	2	Davis	5.0	5	2	1	4	5	0	
Hawpe, RF	3	0	1	0	2	0	Davis, P	1	1	1	0	0	0	Cruz	1.0	0	0	0	0	1	0	
Torrealba, C	4	0	1	1	1	2	Callaspo, PH	1	0	0	0	0	0	Pena	2.0	1	0	0	0	3	0	
Jiménez, P	2	0	0	0	0	2	Cruz, P	0	0	0	0	0	0	Lyon	1.0	0	0	0	0	1	0	
Smith, PH	1	0	0	0	0	0	Jackson, PH	1	0	0	0	0	0	Valverde (L, 0-1)	1.2	1	1	1	3	2	0	
Herges, P	0	0	0	0	0	0	Pena, P	0	0	0	0	0	0	Slaten	0.1	0	0	0	0	0	0	
Hawkins, P	0	0	0	0	0	0	Lyon, P	0	0	0	0	0	0	Totals	11.0	7	3	2	7	12	0	
Fuentes, P	0	0	0	0	0	0	Montero, PH	1	0	0	0	0	0									
Carroll, PH-3B	1	0	0	0	1	0	Valverde, P	0	0	0	0	0	0									
Totals	38	3	7	3	7	12	Slaten, P	0	0	0	0	0	0									
							Owings, PH	1	0	0	0	0	0									
							Totals	41	2	9	2	4	12									

Record Book

(Rockies Postseason History, continued)

Game 3		Oct. 14, Coors Field										Col 4, Ari 1		3-0							
FINAL																					
ARIZONA 0 0 0 1 0 0 0 0 0 0 0 1 8 0																					
COLORADO 1 0 0 0 0 3 0 0 x 4 9 0																					
Arizona	AB	R	H	BI	BB	K	Colorado	AB	R	H	BI	BB	K	Arizona	IP	H	R	ER	BB	SO	HR
Young, CF	3	0	1	0	1	1	Taveras, CF	5	0	0	0	0	1	Hernandez (L, 0-1)	5.2	8	4	4	2	4	2
Drew, SS	4	0	2	0	0	1	Matsui, 2B	4	0	1	0	0	0	Pena	0.1	0	0	0	0	0	1
Byrnes, LF	4	0	0	0	0	1	Holliday, LF	4	1	2	1	0	1	Slaten	0.2	1	0	0	2	1	0
Clark, 1B	4	0	0	0	0	0	Helton, 1B	3	1	1	0	1	2	Nippert	1.1	0	0	0	0	0	0
Reynolds, 3B	4	1	1	1	0	1	Atkins, 3B	3	0	0	0	1	0	Totals	8.0	9	4	4	4	5	3
Salazar, RF	2	0	1	0	0	0	Hawpe, RF	3	1	1	0	1	1	Colorado	IP	H	R	ER	BB	SO	HR
Upton, PH-RF	2	0	0	0	0	0	Tulowitzki, SS	4	0	1	0	0	1	Fogg (W, 1-0)	6.0	7	1	1	1	3	1
Montero, C	3	0	1	0	0	0	Torrealba, C	4	1	2	3	0	0	Affeldt	1.0	0	0	0	0	0	0
Ojeda, 2B	3	0	0	0	0	0	Fogg, P	1	0	0	0	1	0	Fuentes	1.0	1	0	0	0	1	0
Nippert, P	0	0	0	0	0	0	Baker, PH	1	0	1	0	0	0	Corpas (S, 1)	1.0	0	0	0	0	0	0
Hernandez, P	2	0	1	0	0	0	Affeldt, P	0	0	0	0	0	0	Totals	9.0	8	1	1	1	4	1
Pena, P	0	0	0	0	0	0	Fuentes, P	0	0	0	0	0	0								
Slaten, P	0	0	0	0	0	0	Spilborghs, PH	1	0	0	0	0	0								
Cirillo, 2B	1	0	1	0	0	0	Corpas, P	0	0	0	0	0	0								
Totals	32	1	8	1	1	4	Totals	33	4	9	4	4	6								

Game 4		Oct. 15, Coors Field										Col 6, Ari 4		4-0							
FINAL																					
ARIZONA 0 0 1 0 0 0 0 3 0 4 10 1																					
COLORADO 0 0 0 6 0 0 0 0 x 6 6 1																					
Arizona	AB	R	H	BI	BB	K	Colorado	AB	R	H	BI	BB	K	Arizona	IP	H	R	ER	BB	SO	HR
Young, CF	5	0	2	0	0	1	Taveras, CF	4	1	1	0	0	1	Owings (L, 0-1)	3.2	6	6	2	2	2	1
Drew, SS	5	1	1	0	0	0	Matsui, 2B	4	1	1	1	0	2	Cruz	2.1	0	0	0	1	6	0
Byrnes, LF	4	0	0	0	1	1	Holliday, LF	3	1	2	3	0	1	Lyon	2.0	0	0	0	0	3	0
Jackson, 1B	4	1	2	1	0	0	Helton, 1B	3	0	1	0	1	1	Totals	8.0	6	6	2	3	11	1
Reynolds, 3B	4	0	0	0	0	2	Atkins, 3B	4	0	0	0	0	1	Colorado	IP	H	R	ER	BB	SO	HR
Snyder, C	4	1	2	3	0	0	Corpas, P	0	0	0	0	0	0	Morales	4.0	5	1	1	1	2	0
Upton, RF	3	0	2	0	0	0	Hawpe, RF	3	1	0	0	1	1	Herges (W, 1-0)	2.0	0	0	0	0	2	0
Cirillo, 2B	3	0	0	0	0	0	Tulowitzki, SS	3	1	0	0	1	2	Hawkins	1.0	0	0	0	0	0	0
Clark, PH	1	0	0	0	0	1	Torrealba, C	4	0	0	0	1	0	Fuentes	0.2	4	3	3	0	1	1
Ojeda, 2B	0	0	0	0	0	0	Morales, P	1	0	0	0	0	0	Corpas (S, 2)	1.1	1	0	0	0	1	0
Owings, P	2	1	1	0	0	1	Smith, PH	1	1	1	2	0	0	Totals	9.0	10	4	4	1	6	1
Cruz, P	0	0	0	0	0	0	Herges, P	0	0	0	0	0	0								
Callaspo, PH	1	0	0	0	0	0	Baker, PH	1	0	0	0	1	1								
Lyon, P	0	0	0	0	0	0	Hawkins, P	0	0	0	0	0	0								
Salazar, PH	1	0	0	0	0	0	Fuentes, P	0	0	0	0	0	0								
Totals	37	4	10	4	1	6	Carroll, 3B	0	0	0	0	0	0								
							Totals	31	6	6	6	3	11								

Record Book

(Rockies Postseason History, continued)

2007 WORLD SERIES STATS

PLAYER	AVG	G	AB	R	H	TB	2B	3B	HR	RBI	SH	SF	HP	BB	IBB	SO	SB	CS	DP	GI		
																				E	SLG	OBP
Atkins,G	.154	4	13	3	2	6	1	0	1	2	0	0	1	3	0	2	0	0	0	0	.462	.353
Baker,J	.000	1	1	0	0	0	0	0	0	0	0	0	0	0	0	0	0	0	0	0	.000	.000
Carroll,J	.000	1	1	0	0	0	0	0	0	0	0	0	0	0	0	0	0	0	0	0	.000	.000
Hawpe,B	.250	4	16	1	4	9	0	1	1	2	0	0	0	1	0	8	0	0	0	0	.563	.294
Helton,T	.333	4	15	2	5	7	2	0	0	1	0	0	0	2	0	3	0	0	0	0	.467	.412
Holliday,M	.294	4	17	1	5	8	0	0	1	3	0	0	0	0	0	3	0	0	1	0	.471	.294
Iannetta,C	.000	0	0	0	0	0	0	0	0	0	0	0	0	0	0	0	0	0	0	0	.000	.000
Matsui,K	.294	4	17	1	5	6	1	0	0	0	0	0	0	0	0	5	1	0	0	0	.353	.294
Smith,S	.500	2	2	0	1	1	0	0	0	0	0	0	0	0	0	1	0	0	0	0	.500	.500
Spilborghs,R	.000	4	10	0	0	0	0	0	0	0	0	0	0	2	0	4	0	0	0	0	.000	.167
Sullivan,C	.333	2	3	0	1	1	0	0	0	0	0	0	0	0	0	0	0	0	0	0	.333	.333
Taveras,W	.000	3	8	1	0	0	0	0	0	0	0	0	1	0	0	3	0	0	0	0	.000	.111
Torrealba,Y	.143	4	14	0	2	2	0	0	0	1	1	0	0	0	0	1	0	0	1	0	.143	.143
Tulowitzki,T	.231	4	13	1	3	5	2	0	0	1	0	0	0	2	0	5	0	0	0	0	.385	.333
Cook,A	.500	1	2	0	1	1	0	0	0	0	0	0	0	0	0	0	0	0	0	0	.500	.500
Morales,F	.000	2	1	0	0	0	0	0	0	0	0	0	0	0	0	1	0	0	0	0	.000	.000
COLORADO	.218	4	133	10	29	46	6	1	3	10	1	0	2	10	0	36	1	0	2	0	.346	.283
OPPONENTS	.333	4	141	29	47	74	18	0	3	29	2	2	1	19	3	20	2	0	3	2	.525	.411
DH	.000	4	5	0	0	0	0	0	0	0	0	0	0	1	0	3	0	0	0	0	.000	.167

PITCHER	W-L	ERA	G	GS	CG	GF	SHO	SV	IP	H	R	ER	HR	HB	BB	IBB	SO	WP	BK	AVG
Buchholz,T	0-0	---	0	0	0	0	0	0	0.0	0	0	0	0	0	0	0	0	0	0	.000
Cook,A	0-1	4.50	1	1	0	0	0	0	6.0	6	3	3	1	0	0	0	2	0	0	.261
Corpas,M	0-0	0.00	2	0	0	2	0	0	1.2	1	0	0	0	0	0	0	1	0	0	.167
Fogg,J	0-1	20.25	1	1	0	0	0	0	2.2	10	6	6	0	0	2	1	2	0	0	.588
Francis,J	0-1	13.50	1	1	0	0	0	0	4.0	10	6	6	1	0	3	2	3	0	0	.455
Fuentes,B	0-0	9.82	3	0	0	0	0	0	3.2	6	4	4	1	0	2	0	1	0	0	.375
Hawkins,L	0-0	4.50	2	0	0	2	0	0	2.0	1	1	1	0	0	0	0	2	0	0	.200
Herges,M	0-0	0.00	3	0	0	0	0	0	3.1	1	0	0	0	0	2	0	4	0	0	.100
Jiménez,U	0-1	3.86	1	1	0	0	0	0	4.2	3	2	2	0	1	5	0	2	0	0	.188
Morales,F	0-0	21.00	2	0	0	0	0	0	3.0	7	7	7	0	0	1	0	1	0	1	.438
Redman,M	0-0	---	0	0	0	0	0	0	0.0	0	0	0	0	0	0	0	0	0	0	.000
Speier,R	0-0	---	1	0	0	0	0	0	0.0	0	0	0	0	0	3	0	0	0	0	.000
COLORADO	0-4	7.68	4	4	0	4	0	0	34.0	47	29	29	3	1	19	3	20	0	1	.333
OPPONENTS	4-0	2.50	4	4	0	4	0	3	36.0	29	10	10	3	2	10	0	36	0	1	.218

Record Book



(Rockies Postseason History, continued)

2007 WORLD SERIES GAME-BY-GAME STATS

Game 1		Oct. 24, Fenway Park										Bos 13, Col 1										0-1				
FINAL																										
COLORADO 0 1 0																										
BOSTON 3 1 0 2 7 0 0 0 x 13 17 0																										
Colorado																										
Taveras, CF	4	0	0	0	0	2	Boston						Colorado						IP H R ER BB SO HR							
Matsui, 2B	4	0	1	0	0	1	Pedroia, 2B	5	1	1	2	1	0	Francis (L, 0-1)	4.0	10	6	6	3	3	1					
Holliday, LF	4	0	0	0	0	2	Youkilis, 1B	5	3	2	1	1	1	Morales	0.2	6	7	7	1	0	0					
Helton, 1B	4	0	2	0	0	1	Ortiz, DH	5	2	3	2	0	0	Speier	0.0	0	0	0	0	3	0	0				
Atkins, 3B	4	1	1	0	0	1	Hinske, PH-DH	1	0	0	0	0	1	Herges	1.1	0	0	0	0	1	1	0				
Hawpe, RF	4	0	0	0	0	4	Ramirez, LF	4	3	3	2	1	0	Affeldt	1.0	1	0	0	0	0	0	0				
Tulowitzki, SS	3	0	2	1	0	0	Crisp, CF	1	0	0	0	0	0	Hawkins	1.0	0	0	0	0	0	2	0				
Torrealba, C	3	0	0	0	0	1	Lowell, 3B	3	1	1	0	2	0	Totals	8.0	17	13	13	8	6	1					
Spilborghs, DH	2	0	0	0	1	0	Varitek, C	4	1	2	2	1	2	Boston												
Totals	32	1	6	1	1	12	Drew, RF	5	1	2	2	0	1	Beckett (W, 1-0)	7.0	6	1	1	1	9	0					
							Lugo, SS	4	0	3	1	1	0	Timlin	1.0	0	0	0	0	0	2	0				
							Cora, SS	0	0	0	0	0	0	Gagne	1.0	0	0	0	0	0	1	0				
							Ellsbury, CF-LF	4	1	0	1	1	1	Totals	9.0	6	1	1	1	12	0					
							Totals	41	13	17	13	8	6													

Game 2		Oct. 25, Fenway Park										Bos 2, Col 1										0-2			
FINAL																									
COLORADO 1 0																									
BOSTON 0 0 0 1 1 0 0 0 x 2 6 1																									
Colorado																									
Taveras, CF	3	1	0	0	0	1	Boston						Colorado						IP H R ER BB SO HR						
Matsui, 2B	4	0	0	0	0	2	Pedroia, 2B	4	0	1	0	1	0	Jiménez (L, 0-1)	4.2	3	2	2	5	2	0				
Holliday, LF	4	0	4	0	0	0	Youkilis, 1B	3	0	0	0	2	0	Affeldt	0.0	0	0	0	1	0	0				
Helton, 1B	3	0	0	1	1	1	Ortiz, DH	3	1	0	0	1	1	Herges	1.0	1	0	0	1	0	0				
Atkins, 3B	4	0	0	0	0	0	Ramirez, LF	4	0	1	0	0	0	Fuentes	2.0	1	0	0	0	1	0				
Hawpe, RF	4	0	1	0	0	2	Lowell, 3B	3	1	1	1	1	0	Corpas	0.1	1	0	0	0	0	0				
Tulowitzki, SS	2	0	0	0	1	1	Drew, RF	2	0	2	0	1	0	Totals	8.0	6	2	2	7	3	0				
Torrealba, C	2	0	0	0	0	0	Varitek, C	3	0	0	1	0	2	Boston											
Spilborghs, DH	3	0	0	0	0	3	Ellsbury, CF	3	0	1	0	1	0	Schilling (W, 1-0)	5.1	4	1	1	1	9	0				
Totals	29	1	5	1	2	10	Lugo, SS	3	0	0	0	0	0	Okajima	2.1	0	0	0	0	4	0				
							Totals	28	2	6	2	7	3	Papelbon (S, 1)	1.1	1	0	0	0	2	0				
																	Totals	9.0	5	1	1	2	10	0	

Game 3		Oct. 27, Coors Field										Bos 10, Col 5										0-3			
FINAL																									
BOSTON 0 0 6 0 0 0 0 3 1 10 15 1																									
COLORADO 0 0 0 0 0 2 3 0 0 5 11 0																									
Boston																									
Ellsbury, CF-RF	5	2	4	2	0	0	Colorado						Boston						IP H R ER BB SO HR						
Pedroia, 2B	5	1	3	2	0	0	Matsui, 2B	5	1	3	0	0	1	Matsuzaka (W, 1-0)	5.1	3	2	2	3	5	0				
Papelbon, P	0	0	0	0	0	0	Tulowitzki, SS	4	1	1	0	1	1	Lopez	0.0	2	0	0	0	0	0				
Ortiz, 1B	4	1	1	1	0	2	Holliday, LF	5	1	1	3	0	0	Timlin	0.2	2	2	2	0	0	0				
Youkilis, 1B	1	0	0	0	0	0	Helton, 1B	4	1	1	0	1	1	Okajima	1.0	2	1	1	0	2	1				
Ramirez, LF	4	0	0	0	1	1	Atkins, 3B	2	1	0	0	2	1	Delcarmen	0.2	1	0	0	1	0	0				
Lowell, 3B	5	2	2	2	0	1	Hawpe, RF	5	0	2	1	0	2	Papelbon (S, 2)	1.1	1	0	0	0	0	0				
Drew, RF	4	0	1	0	0	1	Torrealba, C	5	0	2	1	0	0	Totals	9.0	11	5	5	4	7	1				
Okajima, P	0	0	0	0	0	0	Sullivan, CF	2	0	0	0	0	0	Colorado											
Delcarmen, P	0	0	0	0	0	0	Spilborghs, PH-CF	2	0	0	0	0	0	Fogg (L, 0-1)	2.2	10	6	6	2	2	0				
Cora, 2B	0	0	0	0	0	0	Fogg, P	0	0	0	0	0	0	Morales	2.1	1	0	0	0	1	0				
Varitek, C	4	1	1	1	0	1	Morales, P	1	0	0	0	0	1	Affeldt	1.0	0	0	0	0	1	0				
Lugo, SS	3	2	1	0	2	0	Smith, PH	1	0	1	0	0	0	Herges	1.0	0	0	0	0	3	0				
Matsuzaka, P	3	0	1	2	0	1	Affeldt, P	0	0	0	0	0	0	Fuentes	1.0	3	3	3	1	0	0				
Lopez, P	0	0	0	0	0	0	Baker, PH	1	0	0	0	0	0	Hawkins	1.0	1	1	1	0	0	0				
Timlin, P	0	0	0	0	0	0	Herges, P	0	0	0	0	0	0	Totals	9.0	15	10	10	3	7	0				
Crisp, CF	1	1	1	0	0	0	Fuentes, P	0	0	0	0	0	0												
Totals	39	10	15	10	3	7	Taveras, PH	1	0	0	0	0													
							Hawkins, P	0	0	0	0	0													
							Totals	38	5	11	5	4	7												

(Rockies Postseason History, continued)

Game 4		Oct. 28, Coors Field										Bos 4, Col 3				0-4					
FINAL																					
BOSTON		1	2	3	4	5	6	7	8	9	R	H	E								
COLORADO		0	0	0	0	0	0	1	2	0	3	7	0								
Boston	AB	R	H	BI	BB	K	Colorado	AB	R	H	BI	BB	K	Boston	IP	H	R	ER	BB	SO	HR
Ellsbury, CF-LF	4	1	2	0	0	1	Matsui, 2B	4	0	1	0	0	1	Lester (W, 1-0)	5.2	3	0	0	3	3	0
Pedroia, 2B	4	0	0	0	0	0	Corpas, P	0	0	0	0	0	0	Delcarmen	0.2	2	1	1	0	1	1
Ortiz, 1B	3	0	1	1	1	0	Smith, PH	1	0	0	0	0	1	Timlin	0.2	0	0	0	0	2	0
Crisp, PR-CF	0	0	0	0	0	0	Tulowitzki, SS	4	0	0	0	0	3	Okajima	0.1	2	2	2	0	0	1
Ramirez, LF	4	0	0	0	0	1	Holliday, LF	4	0	0	0	0	1	Papelbon (S, 3)	1.2	0	0	0	0	1	0
Okajima, P	0	0	0	0	0	0	Helton, 1B	4	1	2	0	0	0	Totals	9.0	7	3	3	3	7	2
Papelbon, P	0	0	0	0	0	0	Atkins, 3B	3	1	1	2	1	0	Colorado	IP	H	R	ER	BB	SO	HR
Lowell, 3B	4	2	2	1	0	0	Spilborghs, CF	3	0	0	0	1	1	Cook (L, 0-1)	6.0	6	3	3	0	2	1
Drew, RF	4	0	0	0	0	1	Hawpe, RF	3	1	1	1	1	0	Affeldt	1.0	1	0	0	0	1	0
Varitek, C	4	0	2	1	0	0	Torrealba, C	4	0	0	0	0	0	Fuentes	0.2	2	1	1	1	0	1
Lugo, SS	3	0	1	0	0	0	Cook, P	2	0	1	0	0	0	Corpas	1.1	0	0	0	0	1	0
Lester, P	2	0	0	0	0	1	Affeldt, P	0	0	0	0	0	0	Totals	9.0	9	4	4	1	4	2
Delcarmen, P	0	0	0	0	0	0	Sullivan, PH	1	0	1	0	0	0								
Timlin, P	0	0	0	0	0	0	Fuentes, P	0	0	0	0	0	0								
Kielty, PH	1	1	1	1	0	0	Carroll, 2B	1	0	0	0	0	0								
Youkilis, 1B	0	0	0	0	0	0	Totals	34	3	7	3	3	7								
Totals	33	4	9	4	1	4															

(Rockies Postseason History, continued)

1995 DIVISION SERIES STATS


PLAYER	AVG	G	AB	R	H	TB	2B	3B	HR	RBI	SH	SF	HP	BB	IBB	SO	SB	CS	DP	GI		E	SLG	OBP
																				E	DP			
Bates, J	.200	4	5	0	1	1	0	0	0	0	1	0	0	0	0	0	0	0	0	0	0	.200	.200	
Bichette, D	.588	4	17	6	10	16	3	0	1	3	0	0	0	1	0	3	0	0	0	0	0	.941	.611	
Burks, E	.333	2	6	1	2	3	1	0	0	2	0	1	0	0	0	1	0	0	0	1	0	.500	.286	
Castilla, V	.467	4	15	3	7	17	1	0	3	6	0	0	1	0	0	1	0	0	1	1	1	1.133	.500	
Galarraga, A	.278	4	18	1	5	6	1	0	0	2	0	0	0	0	6	0	0	0	0	0	0	.333	.278	
Girardi, J	.125	4	16	0	2	2	0	0	0	0	0	0	0	0	2	0	0	0	2	1	0	.125	.125	
Holmes, D	.000	3	0	0	0	0	0	0	0	0	0	0	0	0	0	0	0	0	0	0	0	.000	.000	
Hubbard, T	.000	3	2	0	0	0	0	0	0	0	0	0	0	0	0	0	0	0	0	0	0	.000	.000	
Kingery, M	.200	4	10	1	2	2	0	0	0	0	2	0	0	0	0	1	0	0	0	0	0	.200	.200	
Leskanic, C	.000	3	0	0	0	0	0	0	0	0	0	0	0	0	0	0	0	0	0	0	0	.000	.000	
Munoz, M	.000	4	0	0	0	0	0	0	0	0	0	0	0	0	0	0	0	0	0	0	0	.000	.000	
Owens, J	.000	1	1	0	0	0	0	0	0	0	0	0	0	0	1	0	0	0	0	0	0	.000	.000	
Painter, L	.000	2	2	0	0	0	0	0	0	0	0	0	0	0	1	0	0	0	0	0	0	.000	.000	
Reed, S	.000	3	0	0	0	0	0	0	0	0	0	0	0	0	0	0	0	0	0	0	0	.000	.000	
Reynoso, A	.000	1	0	0	0	0	0	0	0	0	0	0	0	0	0	0	0	0	0	0	0	.000	.000	
Ritz, K	.000	2	2	0	0	0	0	0	0	0	0	0	0	0	0	0	0	0	0	0	1	.000	.000	
Ruffin, B	.000	4	0	0	0	0	0	0	0	0	0	0	0	0	0	0	0	0	0	0	0	.000	.000	
Saberhagen, B	.000	1	1	0	0	0	0	0	0	0	0	0	0	0	0	0	0	0	0	0	0	.000	.000	
Swift, B	.000	1	3	0	0	0	0	0	0	0	0	0	0	0	2	0	0	0	0	0	0	.000	.000	
Thompson, M	.000	1	0	0	0	0	0	0	0	0	0	0	0	0	0	0	0	0	0	0	0	.000	.000	
Vander Wal, J	.000	4	4	0	0	0	0	0	0	0	0	0	0	0	2	0	0	0	1	0	0	.000	.000	
Walker, L	.214	4	14	3	3	6	0	0	1	3	0	0	1	3	1	4	1	0	1	0	0	.429	.389	
Weiss, W	.167	4	12	1	2	2	0	0	0	0	0	1	3	1	3	1	0	0	0	0	0	.167	.375	
Young, E	.438	4	16	3	7	11	1	0	1	2	0	0	0	2	1	2	1	0	0	0	3	.688	.500	
Totals	.287	4	143	19	41	66	7	0	6	18	3	1	3	9	3	29	3	0	5	7	.462	.340		

PITCHER	W-L	ERA	G	GS	CG	GF	SHO	SV	IP	H	R	ER	HR	HB	BB	IBB	SO	WP	BK	AVG
Holmes, D	1-0	0.00	3	0	0	1	0	0	1.2	6	2	0	0	0	0	0	2	0	0	.500
Leskanic, C	0-1	6.00	3	0	0	1	0	0	3.0	3	2	2	1	0	0	0	4	0	0	.250
Munoz, M	0-1	13.50	4	0	0	0	0	0	1.1	4	2	2	0	0	1	0	1	0	0	.500
Painter, L	0-0	5.40	1	1	0	0	0	0	5.0	5	3	3	2	0	2	0	4	0	0	.250
Reed, S	0-0	0.00	3	0	0	0	0	0	2.2	2	0	0	0	1	1	1	3	0	0	.200
Reynoso, A	0-0	0.00	1	0	0	0	0	0	1.0	2	0	0	0	0	0	0	0	0	0	.400
Ritz, K	0-0	7.71	2	1	0	0	0	0	7.0	12	7	6	3	0	3	1	5	0	0	.387
Ruffin, B	0-0	2.70	4	0	0	1	0	0	3.1	3	1	1	0	0	2	0	2	0	0	.250
Saberhagen, B	0-1	11.25	1	1	0	0	0	0	4.0	7	6	5	1	0	1	0	3	0	0	.368
Swift, B	0-0	6.00	1	1	0	0	0	0	6.0	7	4	4	0	0	2	0	3	0	0	.318
Thompson, M	0-0	0.00	1	0	0	1	0	1	1.0	0	0	0	0	0	0	0	0	0	0	.000
Totals	1-3	5.75	4	4	0	4	0	1	36.0	51	27	23	7	1	12	2	27	0	0	.331

1995 NLDS ROSTER

Manager: Don Baylor (25); **Coaches:** Larry Bearnarth (36), Ron Hassey (29), Art Howe (41), Rick Mathews (37), Don Zimmer (23); **Trainer:** Dave Cilladi

No.	Name	Pos.	No.	Name	Pos.
6	Bates, Jason	INF	39	Reed, Steve	RHP
10	Bichette, Dante	OF	23	Rekar, Bryan	RHP
26	Burks, Ellis	OF	42	Reynoso, Armando	RHP
9	Castilla, Vinny	INF	30	Ritz, Kevin	RHP
14	Galarraga, Andres	INF	18	Ruffin, Bruce	LHP
7	Girardi, Joe	C	31	Saberhagen, Bret	RHP
40	Holmes, Darren	RHP	20	Swift, Bill	RHP
1	Hubbard, Trenidad	OF	32	Thompson, Mark	RHP
12	Kingery, Mike	OF	35	Vander Wal, John	OF
16	Leskanic, Curtis	RHP	33	Walker, Larry	OF
43	Munoz, Mike	LHP	22	Weiss, Walt	INF
34	Owens, Jayhawk	C	21	Young, Eric	INF
28	Painter, Lance	LHP			



(Rockies Postseason History, continued)

1995 DIVISION SERIES GAME-BY-GAME STATS

Game 1	Oct. 3, Coors Field	Atl 5, Col 4	0-1																																							
<table border="1"> <thead> <tr> <th>FINAL</th> <th>1</th> <th>2</th> <th>3</th> <th>4</th> <th>5</th> <th>6</th> <th>7</th> <th>8</th> <th>9</th> <th>R</th> <th>H</th> <th>E</th> </tr> </thead> <tbody> <tr> <td>ATLANTA</td> <td>0</td> <td>0</td> <td>1</td> <td>0</td> <td>0</td> <td>2</td> <td>0</td> <td>1</td> <td>1</td> <td>5</td> <td>12</td> <td>1</td> </tr> <tr> <td>COLORADO</td> <td>0</td> <td>0</td> <td>0</td> <td>3</td> <td>0</td> <td>0</td> <td>0</td> <td>1</td> <td>0</td> <td>4</td> <td>13</td> <td>4</td> </tr> </tbody> </table>				FINAL	1	2	3	4	5	6	7	8	9	R	H	E	ATLANTA	0	0	1	0	0	2	0	1	1	5	12	1	COLORADO	0	0	0	3	0	0	0	1	0	4	13	4
FINAL	1	2	3	4	5	6	7	8	9	R	H	E																														
ATLANTA	0	0	1	0	0	2	0	1	1	5	12	1																														
COLORADO	0	0	0	3	0	0	0	1	0	4	13	4																														
Atlanta	AB R H BI BB K	Colorado	AB R H BI BB K	Atlanta	IP H R ER BB SO HR																																					
Grissom, CF	5 1 2 1 0 0	Young, 2B	4 0 2 0 1 0	Maddux	7.0 9 3 3 2 0 1																																					
Lemke, 2B	5 0 1 0 0 1	Girardi, C	3 0 1 0 0 0	McMichael	0.1 1 1 1 1 0 0																																					
C. Jones, 3B	5 2 2 2 0 0	Vander Wal, PH	1 0 0 0 0 0	Pena (W, 1-0)	0.2 1 0 0 1 1 0																																					
McGriff, 1B	5 0 1 0 0 1	Munoz, P	0 0 0 0 0 0	Wohlers (S, 1)	1.0 2 0 0 1 2 0																																					
Justice, RF	2 1 1 0 2 1	Holmes, P	0 0 0 0 0 0	Totals	9.0 13 4 4 5 3 1																																					
Klesko, LF	4 1 3 0 0 1	Kingery, CF	1 0 1 0 0 0	Colorado	IP H R ER BB SO HR																																					
McMichael, P	0 0 0 0 0 0	Bichette, LF	4 1 2 0 1 0	Ritz	5.1 7 3 2 2 4 2																																					
Pena, P	0 0 0 0 0 0	Walker, RF	3 1 1 0 2 0	Reed	1.0 1 0 0 1 1 0																																					
Wohlers, P	0 0 0 0 0 0	Galarraga, 1B	5 1 2 0 0 1	Ruffin	0.2 0 0 0 0 0 0																																					
O'Brien, C	2 0 0 0 0 1	Burks, CF	3 0 2 2 0 0	Munoz	0.2 1 1 1 0 1 0																																					
Polonia, PH	1 0 0 1 0 0	Leskanic, P	0 0 0 0 0 0	Holmes	0.1 2 0 0 0 0 0																																					
Lopez, C	1 0 1 0 0 0	Painter, PH	1 0 0 0 0 1	Leskanic (L, 0-1)	1.0 1 1 1 0 1 1																																					
Blauser, SS	2 0 0 0 1 1	Castilla, 3B	3 1 2 2 0 0	Totals	9.0 12 5 4 3 7 3																																					
Smith, PH	1 0 1 1 0 0	Hubbard, PR	0 0 0 0 0 0																																							
Belliard, SS	0 0 0 0 0 0	Owens, C	1 0 0 0 0 1																																							
Maddux, P	3 0 0 0 0 1	Weiss, SS	2 0 0 0 1 0																																							
Devereaux, PH	1 0 0 0 0 0	Ritz, P	2 0 0 0 0 0																																							
Totals	37 5 12 5 3 7	Reed, P	0 0 0 0 0 0																																							
		Ruffin, P	0 0 0 0 0 0																																							
		Bates, PH-3B	1 0 0 0 0 0																																							
		Totals	34 4 13 4 5 3																																							

Game 2	Oct. 4, Coors Field	Atl 7, Col 4	0-2																																							
<table border="1"> <thead> <tr> <th>FINAL</th> <th>1</th> <th>2</th> <th>3</th> <th>4</th> <th>5</th> <th>6</th> <th>7</th> <th>8</th> <th>9</th> <th>R</th> <th>H</th> <th>E</th> </tr> </thead> <tbody> <tr> <td>ATLANTA</td> <td>1</td> <td>0</td> <td>1</td> <td>1</td> <td>0</td> <td>0</td> <td>0</td> <td>4</td> <td>4</td> <td>7</td> <td>13</td> <td>1</td> </tr> <tr> <td>COLORADO</td> <td>0</td> <td>0</td> <td>0</td> <td>0</td> <td>3</td> <td>0</td> <td>1</td> <td>0</td> <td>0</td> <td>4</td> <td>8</td> <td>2</td> </tr> </tbody> </table>				FINAL	1	2	3	4	5	6	7	8	9	R	H	E	ATLANTA	1	0	1	1	0	0	0	4	4	7	13	1	COLORADO	0	0	0	0	3	0	1	0	0	4	8	2
FINAL	1	2	3	4	5	6	7	8	9	R	H	E																														
ATLANTA	1	0	1	1	0	0	0	4	4	7	13	1																														
COLORADO	0	0	0	0	3	0	1	0	0	4	8	2																														
Atlanta	AB R H BI BB K	Colorado	AB R H BI BB K	Atlanta	IP H R ER BB SO HR																																					
Grissom, CF	6 2 2 2 0 2	Young, 2B	5 0 1 0 0 1	Glavine	7.0 5 3 2 1 3 1																																					
Lemke, 2B	4 1 1 0 1 0	Burks, CF	3 1 0 0 0 1	Avery	0.2 1 1 1 0 1 0																																					
C. Jones, 3B	5 1 3 0 0 0	Kingery, CF	2 0 0 0 0 0	Pena (W, 2-0)	0.1 1 0 0 0 0 0																																					
McGriff, 1B	4 1 1 1 1 2	Bichette, LF	4 2 3 0 0 0	Wohlers (S, 2)	1.0 1 0 0 0 2 0																																					
Justice, RF	4 0 1 0 1 0	Walker, RF	4 1 1 3 0 1	Totals	9.0 8 4 3 1 6 1																																					
Lopez, C	4 0 1 1 0 2	Galarraga, 1B	4 0 1 1 0 1	Colorado	IP H R ER BB SO HR																																					
Klesko, LF	3 0 0 0 0 1	Castilla, 3B	3 0 0 0 0 0	Painter	5.0 5 3 3 2 4 2																																					
Devereaux, PH	2 1 1 0 0 0	Girardi, C	4 0 0 0 0 0	Reed	1.1 1 0 0 0 1 0																																					
Blauser, SS	2 0 0 0 0 1	Weiss, SS	3 0 1 0 1 1	Ruffin	0.2 2 0 0 1 1 0																																					
Polonia, PH	1 0 0 0 0 1	Painter, P	1 0 0 0 0 0	Leskanic	1.0 2 1 1 0 2 0																																					
Avery, P	0 0 0 0 0 0	Hubbard, PH	1 0 0 0 0 0	Munoz (L, 0-1)	0.1 1 1 1 0 0 0																																					
Pena, P	0 0 0 0 0 0	Reed, P	0 0 0 0 0 0	Holmes	0.2 2 2 0 0 2 0																																					
Mordecai, PH	1 1 1 1 0 0	Ruffin, P	0 0 0 0 0 0	Totals	9.0 13 7 5 3 10 2																																					
Wohlers, P	0 0 0 0 0 0	Bates, PH	1 0 1 0 0 0																																							
Glavine, P	3 0 1 0 0 1	Leskanic, P	0 0 0 0 0 0																																							
Smith, PH	1 0 1 0 0 0	Hubbard, PH	0 0 0 0 0 0																																							
Belliard, SS	1 0 0 0 0 0	Munoz, P	0 0 0 0 0 0																																							
Totals	41 7 13 5 3 10	Holmes, P	0 0 0 0 0 0																																							
		Vander Wal, PH	1 0 0 0 0 1																																							
		Totals	36 4 8 4 1 6																																							

(Rockies Postseason History, continued)

Game 3		Oct. 6, Atlanta-Fulton County Stadium										Col 7, Atl 5 (10 inn.)		1-2						
FINAL																				
COLORADO		1	0	2	0	0	2	0	0	0	2	R		7	H		9	E		0
ATLANTA		0	0	0	3	0	0	1	0	1	0	R		5	H		11	E		0
Colorado	AB R H BI BB K	Atlanta										AB R H BI BB K	Colorado	IP H R ER BB SO HR						
Young, 2B	3 2 1 2 1 0	Grissom, CF	5	0	2	0	0	1	Swift	6.0	7	4	4	2	3	0				
Reed, P	0 0 0 0 0 0	Lemke, 2B	5	0	0	0	0	1	Reed	0.1	0	0	0	0	0	1				
Munoz, P	0 0 0 0 0 0	C. Jones, 3B	5	0	1	0	0	1	Munoz	0.0	1	0	0	0	0	0				
Leskanic, P	0 0 0 0 0 0	McGriff, 1B	4	1	1	0	1	0	Leskanic	1.0	0	0	0	0	1	0				
Ruffin, P	0 0 0 0 0 0	Justice, RF	3	1	0	0	0	0	Ruffin	1.0	1	1	1	0	1	0				
Holmes, P	0 0 0 0 0 0	Klesko, LF	4	3	3	1	0	1	Holmes (W, 1-0)	0.2	2	0	0	0	0	0				
Vander Wal, PH	1 0 0 0 0 0	Lopez, C	4	0	2	2	0	1	Thompson (S, 1)	1.0	0	0	0	0	0	0				
Thompson, P	0 0 0 0 0 0	Blauser, SS	2	0	0	0	0	1	Totals	10.0	11	5	5	2	5	1				
Kingery, CF	4 0 0 0 0 1	Belliard, SS	0	0	0	0	0	0	Atlanta	IP H R ER BB SO HR										
Bichette, LF	5 2 3 0 0 2	Smith, PH	0	0	0	0	0	0	Smoltz	5.2	5	5	5	1	6	2				
Walker, RF	3 1 1 0 1 1	Mordecai, PH	2	0	1	1	0	0	Clontz	1.1	0	0	0	0	2	0				
Galarraga, 1B	5 0 1 1 0 3	Smoltz, P	2	0	0	0	0	0	Borbon	1.0	1	0	0	0	3	0				
Castilla, 3B	5 1 2 3 0 1	Clontz, P	0	0	0	0	0	0	McMichael	1.0	0	0	0	1	1	0				
Girardi, C	5 0 0 0 0 1	Devereaux, PH	1	0	0	0	0	0	Wohlers (L, 0-1)	0.2	3	2	2	1	0	0				
Weiss, SS	3 1 1 0 1 1	Borbon, P	0	0	0	0	0	0	Mercker	0.1	0	0	0	0	0	0				
Swift, P	3 0 0 0 0 2	McMichael, P	0	0	0	0	0	0	Totals	10.0	9	7	7	3	12	2				
Bates, 2B	1 0 0 0 0 0	Polonia, PH	1	0	1	1	0	0												
Totals	38 7 9 6 3 12	Wohlers, P	0	0	0	0	0	0												
		Mercker, P	0	0	0	0	0	0												
		Totals	38	5	11	5	2	6												

Game 4		Oct. 7, Atlanta-Fulton County Stadium										Atl 10, Col 4		1-3					
FINAL																			
COLORADO		0	0	3	0	0	1	0	0	0	R		4	H		11	E		1
ATLANTA		0	0	4	2	1	3	0	0	x	R		10	H		15	E		0
Colorado	AB R H BI BB K	Atlanta										AB R H BI BB K	Colorado	IP H R ER BB SO HR					
Young, 2B	4 1 3 0 0 1	Grissom, CF	5	2	5	1	0	0	Saberhagen (L, 0-1)	4.0	7	6	5	1	3	1			
Kingery, CF	3 1 1 0 0 0	Lemke, 2B	5	2	2	1	0	1	Ritz	1.2	5	4	4	1	1	1			
Bichette, LF	4 1 2 3 0 1	C. Jones, 3B	3	1	1	2	2	1	Munoz	0.1	1	0	0	1	0	0			
Walker, RF	4 0 0 0 0 2	McGriff, 1B	5	2	3	5	0	0	Reynoso	1.0	2	0	0	0	0	0			
Galarraga, 1B	4 0 1 0 0 1	Justice, RF	4	0	1	0	1	1	Ruffin	1.0	0	0	0	1	0	0			
Castilla, 3B	4 1 3 1 0 0	Klesko, LF	4	1	1	0	0	0	Totals	8.0	15	10	9	4	4	2			
Girardi, C	4 0 1 0 0 1	Devereaux, LF	1	0	0	0	0	0	Atlanta	IP H R ER BB SO HR									
Weiss, SS	4 0 0 0 0 1	O'Brien, C	3	0	1	0	1	0	Maddux (W, 1-0)	7.0	10	4	4	0	7	2			
Saberhagen, P	1 0 0 0 0 0	Belliard, SS	4	1	0	0	0	1	Pena	2.0	1	0	0	0	1	0			
Hubbard, PH	1 0 0 0 0 0	Maddux, P	3	1	1	0	0	0	Totals	9.0	11	4	4	0	8	2			
Ritz, P	0 0 0 0 0 0	Smith, PH	1	0	0	0	0	0											
Munoz, P	0 0 0 0 0 0	Pena, P	0	0	0	0	0	0											
Bates, PH	1 0 0 0 0 0	Totals	38	10	15	9	4	4											
Reynoso, P	0 0 0 0 0 0																		
Ruffin, P	0 0 0 0 0 0																		
Vander Wal, PH	1 0 0 0 0 1																		
Totals	35 4 11 4 0 8																		

Rockies Attendance

YEAR-BY-YEAR ATTENDANCE

Year	Home Att.	Avg.	Dates	*Rank (NL / ML)	Road Att.	Avg.	Dates
1993	4,483,350	56,751	79	1st / 1st	2,695,071	33,688	80
1994	3,281,511	58,598	56	1st / 1st	1,758,853	29,811	59
1995	3,390,037	47,084	72	1st / 1st	1,794,948	24,930	72
1996	3,891,014	48,037	81	1st / 1st	2,130,129	26,627	80
1997	3,888,453	48,006	81	1st / 1st	2,238,993	27,987	80
1998	3,789,347	46,782	81	1st / 1st	2,154,522	26,932	80
1999	3,481,065	42,976	81	1st / 1st	2,273,665	28,070	81
2000	3,285,710	40,564	81	3rd / 5th	2,323,144	27,902	80
2001	3,166,821	39,097	81	2nd / 5th	2,498,241	30,842	81
2002	2,737,838	33,800	81	6th / 8th	2,372,413	29,289	81
2003	2,334,085	28,816	81	9th / 14th	2,229,517	27,869	80
2004	2,338,069	29,596	79	9th / 15th	2,588,553	31,957	81
2005	1,914,389	23,930	80	14th / 26th	2,540,968	31,370	81
2006	2,104,362	25,980	81	13th / 23rd	2,626,037	32,420	81
2007	2,376,250	28,979	82	11th / 17th	2,734,074	33,754	81
2008	2,650,218	33,218	80	9th / 13th	2,607,997	32,197	81
2009	2,665,080	32,902	81	8th / 11th	2,456,754	30,709	80
2010	2,875,245	35,941	80	6th / 10th	2,550,944	31,493	81
2011	2,909,777	35,923	81	7th / 13th	2,423,939	29,925	81
2012	2,630,458	32,475	81	7th / 14th	2,584,080	31,902	81
2013	2,793,828	34,492	81	5th / 10th	2,646,265	32,670	81
2014	2,680,329	33,090	81	5th / 10th	2,564,425	31,660	81
2015	2,506,789	31,335	80	8th / 14th	2,507,923	30,962	81
2016	2,602,524	32,130	81	6th / 11th	2,548,764	32,848	81
2017	2,953,650	36,465	81	5th / 8th	2,476,640	30,576	81
2018	3,015,880	37,233	81	5th / 7th	2,591,775	31,607	82
Totals	71,189,925	34,507	2,063		62,918,634	30,410	2,069
Coors Field	69,394,594	35,937	1,931				

* Rank Based on Total Attendance

COORS FIELD TOP 10 (Regular Season Only)

PAID TICKETS			TICKETS DISTRIBUTED		
Total	Date	Opponent	Total	Date	Opponent
49,509	April 9, 2010	San Diego	50,977	April 8, 2016	San Diego
49,427	April 10, 2009	Philadelphia	50,967	April 10, 2015	Chicago-NL
49,374	April 1, 2011	Arizona	50,956	April 9, 2010	San Diego
49,360	April 8, 2016	San Diego	50,942	April 1, 2011	Arizona
49,303	April 10, 2015	Chicago-NL	50,925	April 10, 2009	Philadelphia
49,282	April 9, 2012	San Francisco	50,842	April 2, 2007	Arizona
49,271	July 3, 2010	San Francisco	50,795	April 4, 2008	Arizona
49,233	April 4, 2008	Arizona	50,749	April 9, 2012	San Francisco
49,227	July 2, 2011	Kansas City	50,732	April 3, 2006	Arizona
49,169	April 7, 2017	Los Angeles-NL	50,726	April 5, 2013	San Diego
49,131	July 3, 2017	Cincinnati	50,667	April 4, 2014	Arizona

Record Book

ATTENDANCE RECORDS

REGULAR SEASON

	Attendance	Opponent	Date/Year
*Season	4,483,350		1993
Season, Coors Field	3,891,014		1996
*Four-Game Series	259,113	St. Louis	July 14-17, 1994
*Three-Game Series	217,009	San Francisco	June 24-26, 1994
Two-Game Series	107,237	St. Louis	April 28-29, 1993
Four-Game Series, Coors Field	193,183	San Francisco	June 26-29, 1997
Three-Game Series, Coors Field	146,530	New York-AL	June 18-20, 2002
Two-Game Series, Coors Field	96,981	Los Angeles	July 14-15, 1997
*Day Game (Paid)	80,227	Montreal	April 9, 1993
Night Game (Paid)	73,957	San Francisco	June 24, 1994
Day Game, Coors Field (Paid)	49,509	San Diego	April 9, 2010
Night Game, Coors Field (Paid)	49,271	San Francisco	July 3, 2010
Single Game, Coors Field (Total)	50,956	San Diego	April 9, 2010
Home Opener, Coors Field (Paid)	49,509	San Diego	April 9, 2010
Road Game (largest)	61,247	San Diego	April 6, 1999
Road Game (smallest)	3,183	at Montreal	May 9, 2002
Home Game (smallest)	18,119	San Diego	Sept. 22, 2005
Doubleheader	60,613	New York-NL	Aug. 21, 1993
Interleague Game	49,227	Kansas City	July 2, 2011
Memorial Day	47,665	Pittsburgh	May 31, 1993
Independence Day	59,259	Chicago	July 4, 1993
Labor Day	54,035	Pittsburgh	Sept. 5, 1993
Weeknight (non-holiday)	73,957	San Francisco	Fri. June 24, 1994
Weekday	65,043	Atlanta	Thu., Aug. 11, 1994
Saturday (day)	72,123	Atlanta	May 21, 1994
Saturday (night)	72,280	San Francisco	July 31, 1993
Sunday	73,171	San Francisco	June 26, 1994


POSTSEASON AND ALL-STAR GAME

All-Star Game	51,267	July 7, 1998
NLDS, Game 3 vs. PHI	50,724	Oct. 6, 2007
NLCS, Game 4 vs. ARI	50,213	Oct. 15, 2007
NLCS, Game 3 vs. ARI	50,137	Oct. 14, 2007
NLDS, Game 2 vs. ATL	50,063	Oct. 4, 1995
World Series, Game 4 vs. BOS	50,041	Oct. 28, 2007
World Series, Game 3 vs. BOS	49,983	Oct. 27, 2007
NLDS, Game 3 vs. MIL	49,658	Oct. 7, 2018

*Major League Record

SELLOUT STREAK

The Rockies enjoyed a 203-game home sellout streak from June 13, 1995 to Sept. 5, 1997. Over the course of those 203 dates, the club posted a 127-76 ledger for a .626 winning percentage. The streak ultimately came to a halt with the second game of a doubleheader on Sept. 6, 1997 vs. St. Louis.



NATIONAL BASEBALL HALL OF FAME AND MUSEUM

25 Main Street, Cooperstown, New York 13326

Phone: (607) 547-7200

Public Relations: (607) 547-0215

E-mail address: info@baseballhall.org

Website: baseballhall.org

Summer Hours: Memorial Day Weekend - Labor Day Weekend: 9 a.m. to 9 p.m.

Regular Hours: 9 a.m. to 5 p.m.

Holiday Closings: Thanksgiving Day, Christmas Day, and New Year's Day.

DIRECTORY: Jane Forbes Clark (Chairman), Joe Morgan (Vice Chairman), Jeff Idelson (President), Jeff Jones (Senior Vice President of Finance and Administration), Sean Gahagan (Vice President, Retail Merchandising & Licensing), Erik Strohl (Vice President, Exhibitions and Collections), Ken Meifert (Vice President, Sponsorship & Development)

RESEARCH AND LIBRARY CONTACTS: Jim Gates (Librarian)

PR CONTACTS: Jon Shestakofsky (Vice President, Communications & Education) and Craig Muder (Communications Director)

HALL OF FAME WEEKEND 2019: July 19-22

Class of 2019: Harold Baines, Roy Halladay, Edgar Martinez, Mike Mussina, Mariano Rivera and Lee Smith

Awards Presentation: Sat. July 20, 4:30 p.m. ET **Induction:** Sun. July 21, 1:30 p.m. ET, Clark Sports Center

2007 ROCKIES WORLD SERIES ARTIFACTS IN THE HALL OF FAME

- Bat used by Matt Holliday in Games 3 and 4; Holliday finished second in the 2007 NL Most Valuable Player voting.
- Road jersey worn by first baseman Todd Helton during Game 1, the first World Series appearance of Helton's career.
- Dirt from the pitching mound at Coors Field, site of the first World Series game in Colorado.
- Baseball from the humidior used at Coors Field.

OTHER NOTABLE ROCKIES ARTIFACTS IN COOPERSTOWN

- Jersey worn by Trevor Story during 2018 season when he led the NL in extra base hits.
- Stars and stripes socks worn by Charlie Blackmon on July 4, 2017.
- Batting gloves and batting helmet used April 4-6, 2016 by Trevor Story when he set a new record with four home runs in his first three big league games.
- Glove worn by Carlos Gonzalez in 2014, featuring new synthetic "Cargo Net" webbing.
- Bat used by Todd Helton to hit final big league home run on Sept. 25, 2013.
- Cap worn by Jamie Moyer on April 17, 2012 when he became the oldest pitcher to win a big league ballgame.
- Cap worn by Ubaldo Jimenez during his no-hitter on April 17, 2010, the first no-hitter in Rockies' history, along with a ball and 2005 J.G. Taylor Spink Award winner Tracy Ringolsby's scorecard from the game.
- Cap worn by Ubaldo Jimenez for Team Dominican Republic when he set the World Baseball Classic single-game strikeout record, fanning 10 of 13 batters he faced on March 10, 2009
- Batting gloves worn by Troy Tulowitzki when he hit for the cycle, Aug. 10, one of the record-tying eight cycles in Major League Baseball during the 2009 season.
- Cap worn by manager Jim Tracy during the 2009 season when he took over a sub-.500 team in May and guided them to the NL Wild Card.
- Bat used by Todd Helton during the 2009 season when he became the 50th player to hit 500 doubles.
- Jersey and ball from Troy Tulowitzki, who turned an unassisted triple play on April 29, 2007 against the Atlanta Braves; it was only the 13th in major league history.
- Jersey worn by first baseman Todd Helton in 2004.
- Ripped uniform pants worn by Eric Young on June 30, 1996 when he stole six bases, tying a major league record.
- Bat used by Larry Walker in 1997 when he totaled more than 400 total bases.



Jersey worn by Trevor Story during 2018 season.

A LOOK AHEAD TO 2020

Ballots for the 2020 Hall of Fame/BBWAA election will be distributed following the 2019 season with results from the voting scheduled to be announced in January 2020. A partial list of first-year candidates for election includes: Derek Jeter, Paul Konerko, Cliff Lee and Alfonso Soriano. Historical information on past BBWAA elections and the election process can be accessed at www.baseballhall.org or by contacting the Hall of Fame Communications department.

CONNECT TO COOPERSTOWN

- For up-to-the-minute news from Cooperstown, visit at www.baseballhall.org. Stay up-to-date on all the activity at the Hall of Fame's official site and through social networking on Facebook, Instagram, Twitter and YouTube.
- If you would like to receive interesting stories and timely news items direct from the Hall of Fame and get the inside track on the latest happenings in Cooperstown, sign up for *Inside Pitch*. There's no cost to receive our weekly electronic newsletter in your e-mail box at home or work and it's easy to enroll: Just log on to www.baseballhall.org/media/museum-facts.
- If you have an interest in receiving *Around The Horn*, the Hall's monthly media newsletter, please send an e-mail to info@baseballhall.org. Be sure to include your name, name of organization and e-mail address. Or visit www.baseballhall.org/media-info.

RESEARCH ASSISTANCE

The Hall of Fame is pleased to provide assistance in baseball research and members of the media are encouraged to utilize this valuable baseball resource whenever necessary by calling the Public Relations department at (607) 547-0215, or the Library Reference desk at (607) 547-0330.



2019 OPPONENTS

2018 & All-Time Record vs. Opponents

2018 RECORD

	HOME		ROAD		TOTALS	
	W	L	W	L	W	L
VS. ATLANTA	1	2	4	0	5	2
VS. MIAMI	1	2	1	2	2	4
VS. NEW YORK	3	1	3	0	6	1
VS. PHILADELPHIA	4	0	1	2	5	2
VS. WASHINGTON / MON.	2	1	3	1	5	2
TOTALS VS. NL EAST **	11	6	12	5	23	11
	W	L	W	L	W	L
VS. CHICAGO	1	2	2	1	3	3
VS. CINCINNATI	2	1	2	1	4	2
VS. MILWAUKEE	1	3	1	2	2	5
VS. PITTSBURGH	1	2	2	1	3	3
VS. ST. LOUIS	1	2	1	3	2	5
TOTALS VS. NL CENTRAL **	6	10	8	8	14	18
	W	L	W	L	W	L
VS. ARIZONA	5	5	6	3	11	8
VS. LOS ANGELES	4	6	3	7	7	13
VS. SAN DIEGO	5	4	6	4	11	8
VS. SAN FRANCISCO	8	1	4	6	12	7
TOTALS VS. NL WEST **	22	16	19	20	41	36
TOTALS VS. NL **	39	32	39	33	78	65
	W	L	W	L	W	L
VS. BALTIMORE	-	-	-	-	-	-
VS. BOSTON	-	-	-	-	-	-
VS. NEW YORK	-	-	-	-	-	-
VS. TAMPA BAY	-	-	-	-	-	-
VS. TORONTO	-	-	-	-	-	-
TOTALS VS. AL EAST **	-	-	-	-	-	-
	W	L	W	L	W	L
VS. CHICAGO	-	-	-	-	-	-
VS. CLEVELAND	-	-	-	-	-	-
VS. DETROIT	-	-	-	-	-	-
VS. KANSAS CITY	-	-	-	-	-	-
VS. MINNESOTA	-	-	-	-	-	-
TOTALS VS. AL CENTRAL **	-	-	-	-	-	-
	W	L	W	L	W	L
VS. HOUSTON	1	1	1	1	2	2
VS. LOS ANGELES	1	1	1	1	2	2
VS. OAKLAND	3	0	-	-	3	0
VS. SEATTLE	3	0	2	1	5	1
VS. TEXAS	-	-	1	2	1	2
TOTALS VS. AL WEST **	8	2	5	5	13	7
TOTALS VS. AL **	8	2	5	5	13	7
OVERALL TOTALS	47	34	44	38	91	72

ALL-TIME RECORD

	HOME		ROAD		TOTALS	
	W	L	W	L	W	L
	50	56	35	65	85	121
	59	43	36	66	95	109
	60	38	37	64	97	102
	45	49	40	59	85	108
	56	42	56	43	112	85
	279	230	212	301	491	531
	W	L	W	L	W	L
	53	48	45	52	98	100
	61	41	42	57	103	98
	45	29	31	42	76	71
	55	44	44	60	99	104
	54	50	42	63	96	113
	298	228	221	308	519	536
	W	L	W	L	W	L
	94	93	69	117	163	210
	104	116	81	135	185	251
	121	94	107	113	228	207
	121	94	78	140	199	234
	451	406	330	520	790	926
	W	L	W	L	W	L
	1028	864	772	1129	1800	1993
	W	L	W	L	W	L
	2	1	6	6	8	7
	5	3	4	7	9	10
	7	4	2	6	9	10
	9	6	0	3	9	9
	7	2	0	9	7	11
	30	16	12	31	42	47
	W	L	W	L	W	L
	5	7	2	1	7	8
	9	2	4	10	13	12
	10	5	5	10	15	15
	8	6	3	8	11	14
	3	3	4	5	7	8
	35	23	18	34	53	57
	W	L	W	L	W	L
	51	32	31	57	82	89
	3	12	7	14	10	26
	11	6	5	9	16	15
	11	11	10	12	21	23
	10	8	7	11	17	19
	36	42	31	50	67	92
	W	L	W	L	W	L
	101	81	61	115	162	196
	1129	945	833	1244	1962	2189

** All-Time Records include teams that may no longer be part of that division/league

YEAR-BY-YEAR INTERLEAGUE RECORD

YEAR	HOME	ROAD	TOTAL	YEAR	HOME	ROAD	TOTAL
1997	6-2	3-5	9-7	2008	5-1	2-7	7-8
1998	3-3	1-5	4-8	2009	5-1	6-3	11-4
1999	2-4	2-4	4-8	2010	5-1	4-5	9-6
2000	5-1	1-5	6-6	2011	5-4	3-3	8-7
2001	1-5	1-5	2-10	2012	0-9	2-4	2-13
2002	5-4	2-7	7-11	2013	3-7	2-8	5-15
2003	6-3	3-3	9-6	2014	6-4	1-9	7-13
2004	7-2	1-8	8-10	2015	2-8	3-7	5-15
2005	5-4	1-5	6-9	2016	4-6	5-5	9-11
2006	7-2	4-2	11-4	2017	5-5	5-5	10-10
2007	6-3	4-5	10-8	2018	8-2	5-5	13-7
				Totals	93-79	56-110	149-189

Arizona Diamondbacks



401 East Jefferson Street,
Phoenix, AZ 85004

CHASE FIELD

Opened: 1998
Capacity: 48,618

Communications Staff

Senior Vice President, Content & Communications:

Josh Rawitch (602) 462-6746
E-mail: jrawitch@dbacks.com

Senior Director, Player & Media Relations:

Casey Wilcox (602) 462-6661
E-mail: cwilcox@dbacks.com

Senior Manager, Player & Media Relations:

Pat O'Connell (602) 462-6586
E-mail: poconnell@dbacks.com

Manager, Player and Media Relations:

Patrick Kurish (602) 462-6688
E-mail: pkurish@dbacks.com

Senior Manager, Corporate Communications:

Katie Krause (602) 462-6749
E-mail: kkrause@dbacks.com

Long Streaks vs. Diamondbacks

OVERALL WINNING: 7, July 23-Sept. 13, 2004
OVERALL LOSING: 7, Oct. 2, 2001-April 14, 2002
HOME WINNING: 7, July 18, 2002-April 6, 2003
HOME LOSING: 9, June 21, 2017-July 10, 2018
ROAD WINNING: 4, 2x, last: April 6-May 1, 2016
ROAD LOSING: 9, April 20-Sept. 29, 2002
MOST RUNS SCORED: 20, Sept. 23, 2003
MOST RUNS ALLOWED: 17, Sept. 28, 2002
LONGEST GAME: 18 innings, Aug. 15, 2006
TIMES COL SHUTOUT ARI: 10x, last: Sept. 23, 2018
TIMES ARI SHUTOUT COL: 11x, last: Sept. 14, 2017

All-Time vs. Arizona

YEAR	HOME	ROAD	TOTAL
1998	3-3	3-3	6-6
1999	4-3	3-3	7-6
2000	4-2	2-5	6-7
2001	5-5	1-8	6-13
2002	4-5	1-9	5-14
2003	6-4	3-6	9-10
2004	8-1	5-5	13-6
2005	3-6	4-5	7-11
2006	3-7	4-5	7-12
2007	5-4	5-4	10-8
2008	2-7	1-8	3-15
2009	6-3	5-4	11-7
2010	7-2	2-7	9-9
2011	3-6	2-7	5-13
2012	4-5	4-5	8-10
2013	5-4	2-8	7-12
2014	6-4	4-5	10-9
2015	4-5	2-8	6-13
2016	4-6	5-4	9-10
2017	3-6	5-5	8-11
2018	5-5	1-7	11-8
Totals	94-93	69-117	163-210

Last Colorado Sweep

	at COL	at ARI
3-Game:	Sept. 10-12, 2010	Sept. 21-23, 2018
4-Game:	Sept. 18-21, 2014	Never

Last Arizona Sweep

	at COL	at ARI
3-Game:	June 6-10, 2018	Sept. 12-14, 2016
4-Game:	April 11-14, 2002	Sept. 26-29, 2002

Atlanta Braves



755 Hank Aaron Drive,
Atlanta, GA 30315

SUNTRUST PARK

Opened 2017
Capacity: 41,084

Media Relations Staff

Manager, Media Relations:

Jonathan Kerber (404) 614-1379
Email: jonathan.kerber@braves.com

Sr. Coordinator, Media Relations:

Jared Burleyson (404) 614-1541
E-mail: jared.burleyson@braves.com

Bilingual Media Coordinator:

Franco Garcia (678) 571-9661
E-mail: franco.garcia@braves.com

Long Streaks vs. Braves

OVERALL WINNING: 6, June 11, 2014-July 12, 2015
OVERALL LOSING: 16, May 6, 1993-May 22, 1994
HOME WINNING: 11, June 11, 2014-Aug. 14, 2017
HOME LOSING: 11, May 6, 1993-Aug. 9, 1994
ROAD WINNING: 6, Aug. 26, 2017-Aug. 19, 2018
ROAD LOSING: 7, 2x, last: Sept. 5, 2012-May 23, 2014
MOST RUNS SCORED: 19, June 7, 1996
MOST RUNS ALLOWED: 20, April 18, 1999
LONGEST GAME: 14 innings, Aug. 19, 1999
TIMES COL SHUTOUT ATL: 7x, last: Aug. 27, 2017
TIMES ATL SHUTOUT COL: 15x, last: April 8, 2018

All-Time vs. Atlanta

YEAR	HOME	ROAD	TOTAL
1993	0-7	0-6	0-13
1994	1-5	1-3	2-8
1995	2-4	2-5	4-9
1996	5-1	2-4	7-5
1997	3-3	3-2	6-5
1998	1-3	2-2	3-5
1999	3-3	1-2	4-5
2000	1-2	3-3	4-5
2001	1-2	1-2	2-4
2002	1-2	2-2	3-4
2003	0-3	0-3	0-6
2004	2-1	0-3	2-4
2005	2-1	2-1	4-2
2006	3-1	0-2	3-3
2007	1-2	1-2	2-4
2008	3-1	0-3	3-4
2009	2-2	2-2	4-4
2010	3-0	1-2	4-2
2011	2-2	0-4	2-6
2012	0-3	1-3	1-6
2013	1-2	0-4	1-6
2014	2-2	1-2	3-4
2015	4-0	2-1	6-1
2016	4-0	2-1	6-1
2017	2-2	2-1	4-3
2018	1-2	4-0	5-2
Totals	50-56	35-65	85-121

Last Colorado Sweep

	at COL	at ATL
3-Game:	Aug. 23-25, 2010	Sept. 12-14, 1997
4-Game:	July 21-24, 2016	Aug. 16-19, 2018

Last Atlanta Sweep

	at COL	at ATL
3-Game:	May 4-6, 2012	Sept. 9-11, 2008
4-Game:	May 6-9, 1993	June 29-Aug. 1, 2013

Opponents

Baltimore Orioles



Oriole Park at Camden Yards
333 W. Camden Street,
Baltimore, MD 21201

ORIOLE PARK AT CAMDEN YARDS

Opened: 1992
Capacity: 47,309

Public Relations Staff

Director, Public Relations:

Kristen Hudak (410) 547-6159
E-mail: khudak@orioles.com

Manager, Media Relations:

Jim Misudek (410) 547-6106
E-mail: jmisudek@orioles.com

Coordinator, Public Relations:

Kailey Adams (410) 547-6167
E-mail: kadams@orioles.com

Coordinator, Baseball Information:

Adam Esselman (410) 547-6150
E-mail: aesselman@orioles.com

Assistant, Public Relations:

Jackie Harig (410) 547-6150
E-mail: jharig@orioles.com

All-Time vs. Baltimore

YEAR	HOME	ROAD	TOTAL
2004	2-1	0-0	2-1
2005	0-0	1-2	1-2
2007	0-0	2-1	2-1
2013	0-0	1-2	1-2
2016	0-0	2-1	2-1
Totals	2-1	6-6	8-7

Long Streaks vs. Baltimore

OVERALL WINNING: 3, June 9, 2007-Aug. 16, 2013
OVERALL LOSING: 3, 2x, last: Aug. 17, 2013-July 25, 2016
HOME WINNING: 2, June 18-19, 2004
HOME LOSING: 1, June 20, 2004
ROAD WINNING: 3, June 9, 2007-Aug. 16, 2013
ROAD LOSING: 3, 2x, last: Aug. 17, 2013-July 25, 2016
MOST RUNS SCORED: 11, June 19, 2004
MOST RUNS ALLOWED: 8, Aug. 17, 2013
LONGEST GAME: 10 innings, 2x, last: July 25, 2016
TIMES COL SHUTOUT BAL: No shutouts
TIMES BAL SHUTOUT COL: No shutouts

Last Baltimore Sweep

	at COL	at BAL
3-Game:	Never	Never
4-Game:	Never	Never

Last Colorado Sweep

	at COL	at BAL
3-Game:	Never	Never
4-Game:	Never	Never

Boston Red Sox



Fenway Park
4 Yawkey Way,
Boston, MA 02215-3496

FENWAY PARK

Opened: 1912
Capacity: 37,755

Media Relations Staff

Vice President, Media Relations:

Kevin Gregg (617) 226-6759
E-mail: kgregg@redsox.com

Assistant Director, Media Relations:

Abby Murphy (617) 226-6214
E-mail: amurphy@redsox.com

Senior Manager, Media Relations & Baseball Information:

Justin Long (617) 226-6577
E-mail: jlong@redsox.com

Coordinator, Media Relations:

Chris Gilligan (617) 226-6519
E-mail: cgilligan@redsox.com

Media Relations Assistant/Translator:

Daveson Pérez (617) 226-6613
E-mail: dperez@redsox.com

Japanese Media Liaison:

Mikio Yoshimura (617) 226-6369
E-mail: myoshimura@redsox.com

All-Time vs. Boston

YEAR	HOME	ROAD	TOTAL
2002	0-0	1-2	1-2
2004	2-1	0-0	2-1
2007	0-0	2-1	2-1
2010	2-1	0-0	2-1
2013	1-1	0-2	1-3
2016	0-0	1-2	1-2
Totals	5-3	4-7	9-10

Long Streaks vs. Boston

OVERALL WINNING: 4, June 13, 2007-June 23, 2010
OVERALL LOSING: 3, 2x, last: Sept. 25, 2013-May 25, 2016
HOME WINNING: 2, 2x, last: June 22-23, 2010
HOME LOSING: 1, 3x, last: Sept. 25, 2013
ROAD WINNING: 2, June 13-14, 2007
ROAD LOSING: 4, June 25, 2013-May 25, 2016
MOST RUNS SCORED: 12, June 13, 2007
MOST RUNS ALLOWED: 15, Sept. 25, 2013
LONGEST GAME: 10 innings, June 24, 2010
TIMES COL SHUTOUT BOS: No shutouts
TIMES BOS SHUTOUT COL: 1x, June 17, 2004

Last Boston Sweep

	at COL	at BOS
3-Game:	Never	Never
4-Game:	Never	Never

Last Colorado Sweep

	at COL	at BOS
3-Game:	Never	Never
4-Game:	Never	Never

Chicago Cubs



1060 West Addison Street,
Chicago, IL 60613

WRIGLEY FIELD

Opened: 1914
Capacity: 41,577

Media Relations Staff

Director, Media Relations:

Peter Chase (773) 404-4020
E-mail: pchase@cubs.com

Assistant Director, Media Relations:

Jason Carr (773) 404-4023
E-mail: jcarr@cubs.com

Coordinator, Media Relations:

Alex Wilcox (773) 404-4073
E-mail: awilcox@cubs.com

Spanish Translator/Media Relations Assistant:

Johnny Acevedo (773) 404-4068
E-mail: jacevedo@cubs.com

Long Streaks vs. Cubs

OVERALL WINNING: 7, Aug. 2, 1996-May 1, 1997
OVERALL LOSING: 6, 2x, last: Oct. 1, 2006-Aug. 10, 2007
HOME WINNING: 6, 2x, last: Aug. 9, 2009-April 15, 2011
HOME LOSING: 4, 3x, last: Aug. 3, 2004-Aug. 19, 2005
ROAD WINNING: 5, 2x, last: Aug. 2, 1996-April 16, 1997
ROAD LOSING: 9, Oct. 1, 2006-April 13, 2009
MOST RUNS SCORED: 17, July 30, 2010
MOST RUNS ALLOWED: 26, Aug. 18, 1995
LONGEST GAME: 16 innings, July 29, 2014
TIMES COL SHUTOUT CHC: 7x, last: May 10, 2017
TIMES CHC SHUTOUT COL: 8x, last: Aug. 26, 2012

All-Time vs. Cubs

YEAR	HOME	ROAD	TOTAL
1993	3-3	1-5	4-8
1994	1-5	5-1	6-6
1995	3-4	4-2	7-6
1996	2-4	5-1	7-5
1997	6-0	3-2	9-2
1998	1-5	1-2	2-7
1999	1-2	4-2	5-4
2000	4-2	1-2	5-4
2001	2-1	1-2	3-3
2002	1-2	1-2	2-4
2003	2-1	1-2	3-3
2004	0-3	1-2	1-5
2005	2-1	1-3	3-4
2006	2-1	2-1	4-2
2007	2-2	0-3	2-5
2008	1-1	0-4	1-5
2009	3-1	1-1	4-2
2010	3-0	0-2	3-2
2011	2-1	2-1	4-2
2012	3-0	1-2	4-2
2013	2-1	1-2	3-3
2014	1-2	1-3	2-5
2015	2-1	1-2	3-3
2016	2-1	2-1	4-2
2017	2-1	3-1	5-2
2018	1-2	2-1	3-3
Totals	52-46	43-51	95-97

Last Colorado Sweep

	at COL	at CHC
3-Game:	Sept. 25-27, 2012	July 4-6, 1994
4-Game:	July 24-27, 1997	Never

Last Cubs Sweep

	at COL	at CHC
3-Game:	Aug. 3-5, 2004	June 25-27, 2007
4-Game:	Never	May 29-June 1, 2008

Cincinnati Reds



100 Joe Nuxhall Way,
Cincinnati, OH 45202
**GREAT AMERICAN
BALL PARK**
Opened: 2003
Capacity: 42,271

Media Relations Staff

Vice President, Media Relations:

Rob Butcher (513) 765-7090
E-mail: rbutter@reds.com

Director, Media Relations:

Larry Herms (513) 765-7092
E-mail: lherms@reds.com

Director, Media Relations, Digital Content:

Jamie Ramsey (513) 765-7093
E-mail: jramsey@reds.com

Long Streaks vs. Cincinnati

OVERALL WINNING: 9, Aug. 23, 2008-Sept. 10, 2009
OVERALL LOSING: 6, 2x, last: May 26, 2012-June 3, 2013
HOME WINNING: 10, Aug. 23, 2008-Sept. 9, 2010
HOME LOSING: 5, July 13, 2000-April 28, 2001
ROAD WINNING: 6, July 25, 2008-Aug. 2, 2009
ROAD LOSING: 10, May 14, 1993-June 11, 1994
MOST RUNS SCORED: 17, 2x, last: May 31, 2016
MOST RUNS ALLOWED: 24, May 19, 1999
LONGEST GAME: 12 innings, 2x, last: Aug. 24, 2008
TIMES COL SHUTOUT CIN: 3x, last: July 18, 2010
TIMES CIN SHUTOUT COL: 5x, last: June 3, 2013

All-Time vs. Cincinnati

YEAR	HOME	ROAD	TOTAL
1993	4-2	0-7	4-9
1994	3-1	1-3	4-4
1995	5-1	2-4	7-5
1996	3-4	3-3	6-7
1997	4-2	2-3	6-5
1998	3-3	2-1	5-4
1999	0-3	2-4	2-7
2000	2-4	1-2	3-6
2001	1-2	5-1	6-3
2002	3-0	0-3	3-3
2003	1-2	1-2	2-4
2004	2-1	1-2	3-3
2005	3-0	0-3	3-3
2006	1-1	0-4	1-5
2007	2-1	2-1	4-2
2008	2-1	3-0	5-1
2009	4-0	3-0	7-0
2010	4-0	1-2	5-2
2011	2-1	2-2	4-3
2012	0-3	1-2	1-5
2013	2-1	2-1	4-2
2014	3-1	1-2	4-3
2015	2-1	2-1	4-2
2016	1-3	1-2	2-5
2017	2-2	2-1	4-3
2018	2-1	2-1	4-2
Totals	61-41	42-57	103-98

Last Colorado Sweep

	at COL	at CIN
3-Game:	June 3-5, 2005	July 31-Aug. 2, 2009
4-Game:	Sept. 6-9, 2010	Never

Last Cincinnati Sweep

	at COL	at CIN
3-Game:	July 27-29, 2012	July 15-17, 2005
4-Game:	Never	July 13-16, 2006

Houston Astros



501 Crawford Street
Houston, Texas 77002
MINUTE MAID PARK
Opened: 2000
Capacity: 41,168

Communications Staff

Vice President, Communications:

Gene Dias (713) 259-8985

E-mail: gdias@astros.com

Senior Manager, Communications:

Steve Grande (713) 447-2774

E-mail: sgrande@astros.com

Manager, Communications:

Chris Peixoto (713) 259-8988

E-mail: cpeixoto@astros.com

Coordinator, Communications:

Alexander Noboa (713) 259-8371

E-mail: anoboa@astros.com

Long Streaks vs. Houston

OVERALL WINNING: 6, Sept. 8, 1996-April 28, 1997
OVERALL LOSING: 7, Oct. 1, 2004-June 27, 2005
HOME WINNING: 7, 2x, last: Aug. 22, 2011-May 31, 2012
HOME LOSING: 4, May 29, 2013-June 18, 2015
ROAD WINNING: 3, 3x, last: Sept. 24, 2011-April 6, 2012
ROAD LOSING: 7, 2x, last: Oct. 1, 2004-May 12, 2006
MOST RUNS SCORED: 19, Sept. 25, 2011
MOST RUNS ALLOWED: 16, 3x, last: July 28, 1999
LONGEST GAME: 13 innings, Sept. 24, 2011
TIMES COL SHUTOUT HOU: 7x, last: May 20, 2010
TIMES HOU SHUTOUT COL: 8x, last: Sept. 6, 2008

All-Time vs. Houston

YEAR	HOME	ROAD	TOTAL
1993	7-0	4-2	11-2
1994	2-1	3-4	5-5
1995	2-1	2-3	4-4
1996	5-1	3-4	8-5
1997	3-2	2-4	5-6
1998	4-1	2-4	6-5
1999	1-3	1-3	2-6
2000	4-2	1-2	5-4
2001	2-1	0-3	2-4
2002	2-1	1-2	3-3
2003	1-2	1-2	2-4
2004	1-2	0-3	1-5
2005	1-2	0-3	1-5
2006	3-0	1-2	4-2
2007	2-1	1-3	3-4
2008	1-2	2-1	3-3
2009	1-2	1-3	2-5
2010	1-3	1-1	2-4
2011	3-0	2-2	5-2
2012	4-0	1-2	5-2
2013	0-2	1-1	1-3
2015	0-2	0-2	0-4
2018	1-1	1-1	2-2
Totals	51-32	31-57	82-89

Last Colorado Sweep

	at COL	at HOU
3-Game:	Aug. 22-24, 2011	Never
4-Game:	May 28-31, 2012	Never

Last Houston Sweep

	at COL	at HOU
3-Game:	Never	June 20-22, 2005
4-Game:	Never	Never

Los Angeles Dodgers



1000 Elysian Park Avenue,
Los Angeles, CA 90090

DODGER STADIUM

Opened: 1962
Capacity: 56,000

Communications Staff

Senior Director, Public Relations:

Joe Jareck (323) 224-1549

E-mail: joej@ladodgers.com

Assistant Director, Public Relations:

Jon Chapper (323) 224-1589

E-mail: jonc@ladodgers.com

Manager, Public Relations:

Jesus Quinonez (323) 224-1342

E-mail: jesusq@ladodgers.com

Manager, Public Relations:

Juan Dorado (323) 224-6701

E-mail: juand@ladodgers.com

Coordinator, Public Relations:

Lauren Douglas (323) 224-4220

E-mail: laurend@ladodgers.com

Last Colorado Sweep

	at COL	at LAD
3-Game:	Sept. 25-27, 2015	Sept. 25-27, 2007
4-Game:	Sept. 18-20, 2007	Sept. 7-10, 2017

Last Los Angeles Sweep

	at COL	at LAD
3-Game:	June 1-3, 2018	Sept. 17-19, 2018
4-Game:	Never	Sept. 22-26, 2016

All-Time vs. Los Angeles

YEAR	HOME	ROAD	TOTAL
1993	3-3	4-3	7-6
1994	2-5	2-1	4-6
1995	1-5	3-4	4-9
1996	4-3	2-4	6-7
1997	1-5	4-2	5-7
1998	3-3	3-3	6-6
1999	4-3	4-2	8-5
2000	3-4	1-5	4-9
2001	4-5	4-6	8-11
2002	5-5	2-7	7-12
2003	5-4	2-8	7-12
2004	5-5	3-6	8-11
2005	7-3	4-5	11-8
2006	2-7	2-8	4-15
2007	7-2	5-4	12-6
2008	4-5	4-5	8-10
2009	2-7	2-7	4-14
2010	3-6	4-5	7-11
2011	6-3	3-6	9-9
2012	6-3	2-7	8-10
2013	4-5	6-4	10-9
2014	4-6	2-7	6-13
2015	5-4	3-7	8-11
2016	5-4	2-8	7-12
2017	5-5	5-4	10-9
2018	4-6	3-7	7-13
Totals	104-116	81-135	185-251

Long Streaks vs. Los Angeles

OVERALL WINNING: 7, Sept. 18-27, 2007
OVERALL LOSING: 9, July 24, 2003-April 10, 2004
HOME WINNING: 6, 2x, July 28-Sept. 20, 2007
HOME LOSING: 5, 2x, last: July 14-Sept. 27, 1997
ROAD WINNING: 6, Aug. 9, 1993-June 18, 1994
ROAD LOSING: 9, June 16, 2014-April 19, 2015
MOST RUNS SCORED: 18, Sept. 17, 1999
MOST RUNS ALLOWED: 22, July 21, 2001
LONGEST GAME: 16 innings, Sept. 15, 2015
TIMES COL SHUTOUT LAD: 16x, last: Aug. 31, 2016
TIMES LAD SHUTOUT COL: 36x, last: May 23, 2018

Miami Marlins



501 Marlins Way, Miami, FL 33125

MARLINS PARK

Opened: 2012

Capacity: 37,442

Communications Staff

Vice President, Communications & Outreach:

Jason Latimer (305) 480-1390

E-mail: jlatimer@marlins.com

Manager, Baseball Information & Publications:

Joe Vieira (305) 480-1396

E-mail: jvieira@marlins.com

Manager, Business Communications & Spanish Media:

Jon Erik Alvarez (305) 480-1395

E-mail: jalvarez@marlins.com

Player Relations & Spanish Media Liaison:

Maria Armella (305) 480-1391

E-mail: marmella@marlins.com

Coordinator, Communications:

Maria Armella (305) 480-1391

E-mail: marmella@marlins.com

Long Streaks vs. Marlins

OVERALL WINNING: 8, April 28, 1998-June 20, 1999

OVERALL LOSING: 7, April 28, 2004-May 7, 2005

HOME WINNING: 8, April 28, 1998-June 20, 1999

HOME LOSING: 5, June 2, 2006-Sept. 15, 2007

ROAD WINNING: 5, May 8, 2005-July 31, 2007

ROAD LOSING: 10, Aug. 8, 1995-Aug. 15, 1996

MOST RUNS SCORED: 18, July 4, 2008

MOST RUNS ALLOWED: 17, 2x, last: July 4, 2008

LONGEST GAME: 13 innings, 2x, last: Aug. 23, 2014

TIMES COL SHUTOUT MIA: 6x, last: April 27, 2018

TIMES MIA SHUTOUT COL: 13x, last: April 29, 208

All-Time vs. Marlins

YEAR	HOME	ROAD	TOTAL
1993	4-2	3-3	7-5
1994	2-4	1-5	3-9
1995	3-3	2-4	5-7
1996	5-1	0-7	5-8
1997	3-2	4-2	7-4
1998	5-1	1-2	6-3
1999	3-0	2-4	5-4
2000	3-3	1-2	4-5
2001	3-0	1-2	4-2
2002	3-1	2-1	5-2
2003	3-0	1-2	4-2
2004	1-2	0-3	1-5
2005	2-1	1-2	3-3
2006	0-3	3-0	3-3
2007	1-2	2-1	3-3
2008	3-1	2-2	5-3
2009	1-2	1-2	2-4
2010	2-1	1-3	3-4
2011	2-1	1-2	3-3
2012	2-2	1-2	3-4
2013	1-3	2-1	3-4
2014	2-1	1-3	3-4
2015	1-2	1-3	2-5
2016	1-2	1-3	2-5
2017	2-1	0-3	2-4
2018	1-2	1-2	2-4
Totals	59-43	36-66	95-109

Last Colorado Sweep

	at COL	at MIA
3-Game:	Aug. 19-21, 2003	April 28-30, 2006
4-Game:	Sept. 7-10, 1998	Never

Last Marlins Sweep

	at COL	at MIA
3-Game:	June 2-4, 2006	Aug. 11-13, 2017
4-Game:	Never	May 9-12, 1996

Milwaukee Brewers



One Brewers Way,
Milwaukee, WI 53214

MILLER PARK

Opened: 2001

Capacity: 41,900

Communications Staff

Senior Vice President, Communications:

Tyler Barnes (414) 902-4468

E-mail: tyler.barnes@brewers.com

Senior Director, Media Relations:

Mike Vassallo (414) 902-4473

E-mail: mike.vassallo@brewers.com

Senior Manager, Media Relations:

Ken Spindler (414) 902-4469

E-mail: ken.spindler@brewers.com

Coordinator, Media Relations:

Matt Stein (414) 902-4470

E-mail: matt.stein@brewers.com

Last Colorado Sweep

	at COL	at MIL
3-Game:	Aug. 13-15, 2012	April 6-8, 2015
4-Game:	Never	Never

Last Milwaukee Sweep

	at COL	at MIL
3-Game:	June 20-22, 2014	Aug. 22-24, 2016
4-Game:	Never	Never

All-Time vs. Milwaukee

YEAR	HOME	ROAD	TOTAL
1998	3-3	1-4	4-7
1999	5-1	1-2	6-3
2000	1-2	3-3	4-5
2001	3-0	2-1	5-1
2002	3-0	0-3	3-3
2003	3-0	2-1	5-1
2004	0-3	2-1	2-4
2005	1-2	0-3	1-5
2006	2-1	0-3	2-4
2007	3-0	1-2	4-2
2008	2-1	2-2	4-3
2009	3-0	3-0	6-0
2010	4-2	1-2	5-4
2011	2-2	1-4	3-6
2012	3-0	2-1	5-1
2013	2-1	2-1	4-2
2014	0-3	1-3	1-6
2015	2-1	3-0	5-1
2016	1-2	0-3	1-5
2017	1-2	3-1	4-3
2018	1-3	1-2	2-5
Totals	45-29	31-42	76-71

Long Streaks vs. Milwaukee

OVERALL WINNING: 7, 2x, last: June 9, 2009-April 5, 2010

OVERALL LOSING: 6, 2x, last: June 20-28, 2014

HOME WINNING: 9, Sept. 28, 2001-July 27, 2003

HOME LOSING: 4, June 20, 2014-June 19, 2015

ROAD WINNING: 4, 2x, last: June 29, 2014-April 8, 2015

ROAD LOSING: 6, 2x, last: April 6, 2010-Sept. 13, 2011

MOST RUNS SCORED: 19, Aug. 8, 2007

MOST RUNS ALLOWED: 13, June 20, 2014

LONGEST GAME: 14 innings, May 20, 2011

TIMES COL SHUTOUT MIL: 6x, last: May 12, 2018

TIMES MIL SHUTOUT COL: 3x, last: Aug. 1, 2006

New York Mets



126th Street, Flushing, NY 11368

CITI FIELD
Opened: 2009
Capacity: 41,922

Media Relations Staff

Vice President, Communications:
Harold Kaufman (718) 559-3108
Email: hkaufman@nymets.com

Director, Media Relations:
Ethan Wilson (718) 803-4027
E-mail: ewils@nymets.com

Manager, Media Relations:
Zach Weber (516) 642-6718
E-mail: zweber@nymets.com

Coordinator, Communications:
Kristin Wojcik (201) 832-9630
E-mail: kwojcik@nymets.com

Translator/Assistant, Media Relations:
Alan Suriel (914) 315-9452
E-mail: asuriek@nymets.com

Assistant, Communications:
Zack Becker (856) 296-4314
E-mail: zbecker@nymets.com

Last Colorado Sweep

	at COL	at NYM
3-Game:	May 13-15, 2016	May 4-6, 2018
4-Game:	Never	Aug. 20-23, 2012

Last New York Sweep

	at COL	at NYM
3-Game:	Aug. 21-23, 2015	Sept. 8-10, 2014
4-Game:	Never	Aug. 10-13, 2015

All-Time vs. New York

YEAR	HOME	ROAD	TOTAL
1993	4-2	2-4	6-6
1994	2-1	3-0	5-1
1995	4-1	1-3	5-4
1996	5-1	2-4	7-5
1997	4-1	2-4	6-5
1998	1-2	2-4	3-6
1999	3-3	1-2	4-5
2000	1-2	2-4	3-6
2001	3-1	1-2	4-3
2002	1-2	2-1	3-3
2003	2-1	0-4	2-5
2004	1-2	0-3	1-5
2005	2-1	1-3	3-4
2006	0-3	1-2	1-5
2007	3-0	1-2	4-2
2008	3-3	0-3	3-6
2009	2-1	1-3	3-4
2010	2-1	1-2	3-3
2011	1-2	4-0	5-2
2012	1-2	4-0	5-2
2013	3-1	0-3	3-4
2014	3-1	0-3	3-4
2015	0-3	0-4	0-7
2016	3-0	3-1	6-1
2017	2-1	1-2	3-3
2018	3-1	3-0	6-1
Totals	58-37	36-62	97-102

Long Streaks vs. New York

OVERALL WINNING: 7, Aug. 20, 2012-April 18, 2013
OVERALL LOSING: 11, May 4, 2014-Aug. 23, 2015
HOME WINNING: 5, Aug. 31, 2006-May 23, 2008
HOME LOSING: 4, May 4, 2014-Aug. 23, 2015
ROAD WINNING: 8, April 11, 2011-Aug. 23, 2012
ROAD LOSING: 10, 2x, last: Aug. 6, 2013-Aug. 13, 2015
MOST RUNS SCORED: 18, April 27, 2012
MOST RUNS ALLOWED: 14, 4x, last: July 14, 2017
LONGEST GAME: 14 innings, April 26, 1995
TIMES COL SHUTOUT NYM: 5x, last: Aug. 23, 2012
TIMES NYM SHUTOUT COL: 18x, last: Aug. 12, 2015

New York Yankees



Yankee Stadium
One East 161st Street,
Bronx, NY 10451

YANKEE STADIUM
Opened: 2009
Capacity: 47,309

Communications Staff

Vice President, Communications & Media Relations:
Jason Zillo (718) 579-4515
E-mail: jzillo@yankees.com

Director, Baseball Information & Public Communications:
Michael Margolis (718) 579-4503
E-mail: mmargolis@yankees.com

Assistant Director, Baseball Information:
Lauren Moran (646) 977-8993
E-mail: lmoran@yankees.com

Manager, Media Services:
Alexandra Trochanowski (718) 579-4517
E-mail: atrochanowski@yankees.com

Senior Coordinator, Communications & Media Relations:
Rob Morse (718) 579-4519
E-mail: rmorse@yankees.com

Coordinator, Communications & Media Relations:
Kaitlyn Brennan (646) 977-8374
E-mail: kbrennan@yankees.com

Assistant, Communications & Media Relations:
Andrew Kivette (646) 977-8275
E-mail: akivette@yankees.com

All-Time vs. New York

YEAR	HOME	ROAD	TOTAL
2002	1-2	0-0	1-2
2004	0-0	0-3	0-3
2007	3-0	0-0	3-0
2011	0-0	1-2	1-2
2013	1-2	0-0	1-2
2016	2-0	1-1	3-1
Totals	7-4	2-6	9-10

Long Streaks vs. New York

OVERALL WINNING: 4, June 19, 2007-June 24, 2011
OVERALL LOSING: 3, June 8-10, 2004
HOME WINNING: 5, June 20, 2002-May 7, 2013
HOME LOSING: 2, 2x, last: May 8-9, 2013
ROAD WINNING: 1, 2x, last: June 21, 2016
ROAD LOSING: 3, June 8-10, 2004
MOST RUNS SCORED: 14, June 20, 2002
MOST RUNS ALLOWED: 20, June 19, 2002
LONGEST GAME: 10 innings, June 20, 2002
TIMES COL SHUTOUT NY: 1x, May 7, 2013
TIMES NYY SHUTOUT COL: No shutouts

Last New York Sweep

	at COL	at NYY
3-Game:	Never	June 8-10, 2004
4-Game:	Never	Never

Last Colorado Sweep

	at COL	at NYY
3-Game:	June 19-21, 2007	Never
4-Game:	Never	Never

Philadelphia Phillies



One Citizens Bank Way,
Philadelphia, PA 19148

CITIZENS BANK PARK

Opened: 2004
Capacity: 43,651

Communications Staff

Director, Communications:

Greg Casterioto (215) 218-5297
E-mail: gcasterioto@phillies.com

Manager, Baseball Communications:

Chris Ware (215) 218-5245
E-mail: cware@phillies.com

Assistant, Baseball Communications:

Kenny Ayres (215) 218-5142
E-mail: kayres@phillies.com

Assistant, Baseball Communications:

Jim Hogan (215) 218-5248
E-mail: jhogan@phillies.com

Spanish Language Interpreter:

Diego Ettetdgui
E-mail: dettedgui@phillies.com

Long Streaks vs. Philadelphia

OVERALL WINNING: 6, May 30, 1999-May 20, 2000
OVERALL LOSING: 7, May 3, 2002-Aug. 5, 2003
HOME WINNING: 5, Aug. 28, 1999-Aug. 5, 2000
HOME LOSING: 5, May 28, 1993-Aug. 18, 1993
ROAD WINNING: 4, 5x, last: May 22-24, 2017
ROAD LOSING: 7, 2x, last: Aug. 5, 2009-May 18, 2011
MOST RUNS SCORED: 14, last: Sept. 26, 2018
MOST RUNS ALLOWED: 20, May 26, 2008
LONGEST GAME: 13 innings Aug. 23, 1993
TIMES COL SHUTOUT PHI: 6x, last: Sept. 26, 2018
TIMES PHI SHUTOUT COL: 8x, last: May 26, 2014

All-Time vs. Philadelphia

YEAR	HOME	ROAD	TOTAL
1993	1-5	2-4	3-9
1994	0-3	2-1	2-4
1995	3-1	1-1	4-2
1996	4-2	2-4	6-6
1997	2-3	2-4	4-7
1998	1-2	4-2	5-4
1999	3-3	2-1	5-4
2000	2-1	4-2	6-3
2001	1-2	1-2	2-4
2002	3-0	0-3	3-3
2003	2-1	0-3	2-4
2004	2-2	3-1	5-3
2005	1-3	1-1	2-4
2006	1-2	2-2	3-4
2007	2-1	2-2	4-3
2008	0-2	0-3	0-5
2009	1-2	1-2	2-4
2010	2-1	0-4	2-3
2011	0-3	1-1	1-4
2012	1-2	1-5	2-7
2013	2-1	1-3	3-4
2014	2-1	1-2	3-3
2015	2-2	3-0	5-2
2016	2-2	0-3	2-5
2017	4-1	1-2	5-2
2018	2-0	1-2	3-2
Totals	45-49	40-59	85-108

Last Colorado Sweep

	at COL	at PHI
3-Game:	April 26-28, 2002	May 29-31, 2015
4-Game:	Sept. 24-27, 2018	Never

Last Philadelphia Sweep

	at COL	at PHI
3-Game:	Aug. 1-3, 2011	Aug. 12-14, 2016
4-Game:	Never	July 23-26, 2010

Pittsburgh Pirates



115 Federal Street,
Pittsburgh, PA 15212

PNC PARK

Opened: 2001
Capacity: 38,747

Communications Staff

Director, Baseball Communications:

Jim Trdinich (412) 325-4728
E-mail: jim.trdinich@pirates.com

Director, Media Relations:

Dan Hart (412) 325-4976
E-mail: dan.hart@pirates.com

Long Streaks vs. Pittsburgh

OVERALL WINNING: 6, 2x, last: Aug. 8, 2000-May 4, 2001
OVERALL LOSING: 8, Sept. 21, 2015-May 20, 2016
HOME WINNING: 7, July 17, 2008-June 21, 2009
HOME LOSING: 8, July 27, 2014-April 27, 2016
ROAD WINNING: 4, Aug. 25, 2000-May 4, 2001
ROAD LOSING: 7, Aug. 3, 2013-Aug. 29, 2015
MOST RUNS SCORED: 16, 2x, last: June 7, 2006
MOST RUNS ALLOWED: 15, 2x, last: May 11, 2004
LONGEST GAME: 14 innings, April 8, 2011
TIMES COL SHUTOUT PIT: 7x, last: Aug. 30, 2015
TIMES PIT SHUTOUT COL: 9x, last: Aug. 6, 2018

All-Time vs. Pittsburgh

YEAR	HOME	ROAD	TOTAL
1993	4-2	4-2	8-4
1994	1-2	1-1	2-3
1995	5-1	3-3	8-4
1996	5-1	2-4	7-5
1997	3-2	1-5	4-7
1998	2-1	3-3	5-4
1999	0-4	2-4	2-7
2000	4-2	3-0	7-2
2001	1-2	1-2	2-4
2002	3-0	1-2	4-2
2003	1-2	2-4	3-6
2004	1-2	1-2	2-4
2005	1-2	2-5	3-7
2006	2-1	1-2	3-3
2007	1-3	3-0	4-3
2008	4-0	1-2	5-2
2009	5-1	1-2	6-3
2010	1-2	2-2	3-4
2011	1-2	3-1	4-3
2012	1-2	1-2	2-4
2013	3-0	1-2	4-2
2014	2-1	0-3	2-4
2015	0-4	1-2	1-6
2016	1-3	1-2	2-5
2017	2-1	1-2	3-3
2018	1-2	2-1	3-3
Totals	55-44	44-60	99-104

Last Colorado Sweep

	at COL	at PIT
3-Game:	Aug. 9-11, 2013	July 16-18, 2007
4-Game:	July 17-20, 2008	Never

Last Pittsburgh Sweep

	at COL	at PIT
3-Game:	Aug. 30-Sept. 1, 1999	July 18-20, 2014
4-Game:	Sept. 21-24, 2015	Never

Opponents

St. Louis Cardinals



700 Clark Street,
St. Louis, MO 63102

BUSCH STADIUM

Opened: 2006
Capacity: 44,494

Communications Staff

Director, Communications:

Brian Bartow (314) 345-9313
E-mail: bbartow@cardinals.com

Manager, Baseball Communications:

Michael Whitty (314) 345-9877
E-mail: mwhitty@cardinals.com

Administrator, Baseball Information & Media Services:

Chris Tunno (314) 345-9781
E-mail: ctunno@cardinals.com

Coordinator, Spanish Translator and International Communications:

Carlos Villoria (314) 366-5072
E-mail: cvilloria@cardinals.com

Long Streaks vs. St. Louis

OVERALL WINNING: 7, 2x, last: May 7, 2008-Sept. 25, 2009
OVERALL LOSING: 5, 2x, last: Sept. 30, 2010-May 27, 2011
HOME WINNING: 7, May 17, 1996-May 26, 1997
HOME LOSING: 4, 4x, last: May 30, 2007-May 6, 2008
ROAD WINNING: 4, 2x, last: June 5-8, 2009
ROAD LOSING: 5, 4x, last: May 18, 2016-July 26, 2017
MOST RUNS SCORED: 15, 2x, last: May 28, 2011
MOST RUNS ALLOWED: 15, 3x, last: April 8, 2003
LONGEST GAME: 15 innings, Sept. 19, 2013
TIMES COL SHUTOUT STL: 4x, last: May 26, 2017
TIMES STL SHUTOUT COL: 12x, last: May 27, 2017

All-Time vs. St. Louis

YEAR	HOME	ROAD	TOTAL
1993	2-4	3-3	5-7
1994	5-1	3-3	8-4
1995	2-4	3-3	5-7
1996	6-0	2-4	8-4
1997	4-2	3-2	7-4
1998	2-4	1-2	3-6
1999	0-3	4-2	4-5
2000	3-1	2-2	5-3
2001	5-1	1-2	6-3
2002	0-3	2-1	2-4
2003	2-1	2-1	4-2
2004	0-3	1-2	1-5
2005	2-2	2-2	4-4
2006	1-2	1-5	2-7
2007	2-2	1-2	3-4
2008	4-4	2-4	6-8
2009	2-1	4-0	6-1
2010	3-0	0-4	3-4
2011	1-2	1-2	2-4
2012	1-2	1-3	2-5
2013	2-2	1-2	3-4
2014	1-2	0-3	1-5
2015	2-1	1-3	3-4
2016	1-2	1-3	2-4
2017	2-1	0-3	2-4
2018	1-2	1-3	2-5
Totals	54-50	42-63	96-113

Last Colorado Sweep

	at COL	at STL
3-Game:	July 6-8, 2010	Never
4-Game:	July 14-17, 1994	June 5-8, 2009

Last St. Louis Sweep

	at COL	at STL
3-Game:	Sept. 24-26, 2004	July 24-26, 2017
4-Game:	Never	Sept. 30-Oct. 3, 2010

San Diego Padres



100 Park Boulevard,
San Diego, CA 92101

PETCO PARK

Opened: 2004
Capacity: 40,209

Communications Staff

Director, Communications:

Craig Hughner (619) 795-5261
E-mail: chughner@padres.com

Senior Manager, Media Relations & Baseball Information:

Darren Feeney (619) 795-5293
E-mail: dfeeney@padres.com

Senior Manager, Business Communications:

Danny Sanchez (619) 795-5136
E-mail: dsanchez@padres.com

Manager, Media Relations & Baseball Information:

J.P. Nolan (619) 795-5302
E-mail: jnolan@padres.com

Coordinator, Communications:

Vanessa Dominguez (619) 795-5258
E-mail: vdominguez@padres.com

Long Streaks vs. San Diego

OVERALL WINNING: 7, June 3-Sept. 16, 2017
OVERALL LOSING: 7, 2x, last: May 1-Aug. 15, 2015
HOME WINNING: 6, Sept. 27, 2001-July 6, 2002
HOME LOSING: 5, April 6, 2001-June 26, 2001
ROAD WINNING: 5, Sept. 12, 2000-April 19, 2001
ROAD LOSING: 6, 3x, last: Sept. 24, 2014-July 18, 2015
MOST RUNS SCORED: 20, Sept. 20, 2005
MOST RUNS ALLOWED: 16, 3x, last: April 9, 2016
LONGEST GAME: 22 innings, April 17, 2008
TIMES COL SHUTOUT SD: 25x, last: Sept. 16, 2017
TIMES SD SHUTOUT COL: 22x, last: April 14, 2018

All-Time vs. San Diego

YEAR	HOME	ROAD	TOTAL
1993	4-2	2-5	6-7
1994	2-2	3-3	5-5
1995	5-1	4-3	9-4
1996	5-2	3-3	8-5
1997	2-4	2-4	4-8
1998	3-3	2-4	5-7
1999	3-3	1-6	4-9
2000	2-4	5-2	7-6
2001	3-7	6-3	9-10
2002	7-2	4-6	11-8
2003	7-3	5-4	12-7
2004	3-6	7-3	10-9
2005	4-5	3-6	7-11
2006	6-4	4-5	10-9
2007	6-4	5-4	11-8
2008	5-4	4-5	9-9
2009	5-4	5-4	10-8
2010	5-4	7-2	12-6
2011	3-6	6-3	9-9
2012	5-4	3-6	8-10
2013	7-3	5-4	12-7
2014	7-2	3-7	10-9
2015	5-5	2-7	7-12
2016	6-3	4-6	10-9
2017	6-3	6-4	12-7
2018	5-4	6-4	11-8
Totals	121-94	107-113	228-207

Last San Diego Sweep

	at COL	at SD
3-Game:	Sept. 19-21, 2011	May 1-3, 2015
4-Game:	Never	June 25-28, 1999

Last Colorado Sweep

	at COL	at SD
3-Game:	July 17-19, 2017	April 12-14, 2013
4-Game:	July 11-14, 1996	Never

San Francisco Giants

24 Willie Mays Plaza,
San Francisco, CA 94107



ORACLE PARK

Opened: 2000
Capacity: 41,915

Media Relations Staff

Senior Director, Broadcast Communications & Media Operations:

Maria Jacinto (415) 972-2447
Email: mjacinto@sfgiants.com

Senior Director, Media Relations:

Matt Chisholm (415) 972-2441
E-mail: mchisholm@sfgiants.com

Senior Manager, Hispanic Communications:

Erwin Higueros (415) 972-2442
E-mail: ehigueros@sfgiants.com

Manager, Media Relations:

Megan Brown (415) 972-2440
E-mail: mbrown@sfgiants.com

Manager, Baseball Information:

Mike Passanisi (415) 972-2448
E-mail: mpassanisi@sfgiants.com

Last Colorado Sweep

	at COL	at SF
3-Game:	Sept. 3-5, 2018	April 13-15, 2015
4-Game:	June 15-18, 2017	Never

Last San Francisco Sweep

	at COL	at SF
3-Game:	Aug. 3-5, 2012	April 8-10, 2013
4-Game:	Sept. 15-18, 2011	Sept. 17-20, 2012

All-Time vs. San Francisco

YEAR	HOME	ROAD	TOTAL
1993	1-6	2-4	3-10
1994	1-2	2-5	3-7
1995	5-2	3-3	8-5
1996	4-2	1-6	5-8
1997	3-3	1-5	4-8
1998	4-2	3-3	7-5
1999	3-3	1-6	4-9
2000	6-1	0-6	6-7
2001	5-4	4-6	9-10
2002	4-6	4-5	8-11
2003	6-3	1-9	7-12
2004	4-6	4-5	8-11
2005	4-5	3-6	7-11
2006	6-3	4-5	10-8
2007	5-4	5-4	10-8
2008	5-4	6-3	11-7
2009	6-3	2-7	8-10
2010	5-4	4-5	9-9
2011	3-6	2-7	5-13
2012	2-7	2-7	4-14
2013	7-3	3-7	9-10
2014	5-4	5-5	10-9
2015	5-5	6-3	11-8
2016	5-4	4-6	9-10
2017	9-1	3-6	12-7
2018	8-1	4-6	12-7
Totals	121-94	78-140	199-234

Long Streaks vs. San Francisco

OVERALL WINNING: 9, April 15-June 18, 2017
OVERALL LOSING: 10, Sept. 11, 2012-May 16, 2013
HOME WINNING: 10, Sept. 7 2016-Sept. 5, 2017
HOME LOSING: 7, May 11, 1993-June 25, 1994
ROAD WINNING: 4, 2x, last: April 13-June 26, 2015
ROAD LOSING: 13, April 23, 1999-May 24, 2001
MOST RUNS SCORED: 20, Sept. 18, 2006
MOST RUNS ALLOWED: 18, July 2, 2002
LONGEST GAME: 15 innings, July 4, 2010
TIMES COL SHUTOUT SF: 17x, last: July 4, 2018
TIMES SF SHUTOUT COL: 28x, last: Sept. 15, 2018

Tampa Bay Rays

One Tropicana Drive,
St. Petersburg, FL 33705



TROPICANA FIELD

Opened: 1999
Capacity: 25,025

Communications Staff

Vice President, Communications:

Dave Haller (727) 825-3485
E-mail: dhaller@raysbaseball.com

Manager, Baseball Communications:

Craig Vanderkam (727) 825-3473
E-mail: cvanderkam@raysbaseball.com

Manager, Communications:

Ryan Sheets (727) 825-3237
E-mail: rsheets@raysbaseball.com

Manager, Communications:

Karly Fisher (727) 825-3484
E-mail: kfisher@raysbaseball.com

Last Colorado Sweep

	at COL	at TB
3-Game:	June 21-23, 2002	Never
4-Game:	Never	Never

All-Time vs. Tampa Bay

YEAR	HOME	ROAD	TOTAL
2002	3-0	0-0	3-0
2004	0-0	0-3	0-3
2007	2-1	0-0	2-1
2009	2-1	0-0	2-1
2013	1-2	0-0	1-2
2016	1-2	0-0	1-2
Totals	9-6	0-3	9-9

Long Streaks vs. Tampa Bay

OVERALL WINNING: 3, June 21-23, 2002
OVERALL LOSING: 3, June 11-13, 2004
HOME WINNING: 5, June 21, 2002-June 16, 2007
HOME LOSING: 2, 2x, last: July 19-20, 2016
ROAD WINNING: No road wins
ROAD LOSING: 3, June 11-13, 2004
MOST RUNS SCORED: 12, June 15, 2007
MOST RUNS ALLOWED: 12, June 16, 2009
LONGEST GAME: 11 innings, June 22, 2002
TIMES COL SHUTOUT TB: No shutouts
TIMES TB SHUTOUT COL: No shutouts

Last Tampa Bay Sweep

	at COL	at TB
3-Game:	Never	June 11-13, 2004
4-Game:	Never	Never

Toronto Blue Jays



Rogers Centre
1 Blue Jays Way,
Toronto, ON M5V 1J1

ROGERS CENTRE

Opened: 1989
Capacity: 49,286

Communications Staff

Director, Baseball Media:

Richard Griffin (416) 341-1691
E-mail: richard.griffin@bluejays.com

Manager, Baseball Media:

Ryan Brown (416) 341-1064
E-mail: ryan.brown@bluejays.com

Coordinator, Baseball Media:

Adam Felton (416) 341-3878
E-mail: adam.felton@bluejays.com

Associate, Baseball Media:

Rodney Hiemstra (416) 341-3129
E-mail: rodney.hiemstra@bluejays.com

Manager, Business Communications:

Jessica Beard (416) 357-3147
E-mail: jessica.beard@bluejays.com

Coordinator, Business Communications:

Madeleine Davidson (416) 464-2441
E-mail: madeleine.davidson@bluejays.com

All-Time vs. Toronto

YEAR	HOME	ROAD	TOTAL
2002	0-0	0-3	0-3
2006	3-0	0-0	3-0
2007	0-0	0-3	0-3
2010	3-0	0-0	3-0
2013	0-0	0-3	0-3
2016	1-2	0-0	1-2
Totals	7-2	0-9	7-11

Long Streaks vs. Toronto

OVERALL WINNING: 3, 2x, last: June 11-13, 2010

OVERALL LOSING: 3, 3x, last: June 17-19, 2013

HOME WINNING: 7, May 19, 2006-June 27, 2016

HOME LOSING: 2, June 28-29, 2016

ROAD WINNING: No road wins

ROAD LOSING: 9, June 7, 2002-June 19, 2013

MOST RUNS SCORED: 10, June 13, 2010

MOST RUNS ALLOWED: 14, June 28, 2016

LONGEST GAME: 10 innings, June 22, 2007

TIMES COL SHUTOUT TOR: 1x, June 12, 2010

TIMES TOR SHUTOUT COL: 3x, last: June 17, 2013

Last Toronto Sweep

	at COL	at TOR
3-Game:	Never	June 17-19, 2013
4-Game:	Never	Never

Last Colorado Sweep

	at COL	at TOR
3-Game:	June 11-13, 2010	Never
4-Game:	Never	Never

Washington Nationals



1500 South Capitol Street SE,
Washington, DC 20003

NATIONALS PARK

Opened: 2008
Capacity: 41,339

Communications Staff

Vice President, Communications:

Jennifer Giglio (202) 640-7707
E-mail: jennifer.giglio@nationals.com

Executive Director, Communications:

Elizabeth Alexander (202) 640-7710
E-mail: elizabeth.alexander@nationals.com

Director, Communications:

Kyle Brostowitz (202) 640-7439
E-mail: kyle.brostowitz@nationals.com

Manager, Communications:

Carly Rolfe (202) 640-7439
E-mail: carly.rolfe@nationals.com

Coordinator, Communications:

Christopher Browne (202) 640-7702
E-mail: christopher.browne@nationals.com

Long Streaks vs. Washington/Montreal

OVERALL WINNING: 9, Aug. 15, 2008-Aug. 20, 2009

OVERALL LOSING: 7, April 18-Sept. 8, 1993

HOME WINNING: 7, 3x, last: Sept. 7, 2006-Aug. 26, 2007

HOME LOSING: 4, 3x, last: June 12, 2013-July 22, 2014

ROAD WINNING: 6, Aug. 15, 2008-Aug. 20, 2009

ROAD LOSING: 5, April 18, 1993-May 27, 1994

MOST RUNS SCORED: 16, May 3, 2000

MOST RUNS ALLOWED: 21, April 28, 1996

LONGEST GAME: 13 innings, April 27, 1996

TIMES COL SHUTOUT WAS/MTL: 6x, last: Sept. 30, 2018

TIMES WAS/MTL SHUTOUT COL: 7x, last: July 10, 2011

All-Time vs. Washington/Montreal

YEAR	HOME	ROAD	TOTAL
1993	2-4	1-5	3-9
1994	3-0	1-2	4-2
1995	4-0	3-1	7-1
1996	2-4	1-5	3-9
1997	3-3	4-1	7-4
1998	3-0	4-2	7-2
1999	4-2	2-1	6-3
2000	3-0	4-2	7-2
2001	1-2	2-2	3-4
2002	2-1	2-1	4-2
2003	2-2	1-2	3-4
2004	1-2	1-2	2-4
2005	0-3	2-1	2-4
2006	4-0	4-0	8-0
2007	3-0	1-3	4-3
2008	1-3	3-0	4-3
2009	3-0	3-0	6-0
2010	3-1	2-2	5-4
2011	2-2	2-1	4-3
2012	2-2	2-1	4-3
2013	1-2	2-2	3-4
2014	1-2	0-3	1-5
2015	1-2	2-1	3-3
2016	2-1	2-1	4-2
2017	1-3	2-1	3-4
2018	2-1	3-1	5-2
Totals	56-42	56-43	112-85

Last Colorado Sweep

	at COL	at WAS
3-Game:	July 6-8, 2009	Aug. 18-20, 2009
4-Game:	Sept. 7-10, 2006	June 12-15, 2006

Last Washington/Montreal Sweep

	at COL	at WAS
3-Game:	Aug. 12-14, 2005	June 30-July 2, 2014
4-Game:	Never	Never



SCOUTING AND PLAYER DEVELOPMENT

Minor League Affiliates



ALBUQUERQUE ISOTOPES (TRIPLE-A)

Pacific Coast League – Triple-A

Isotopes Park (1969; Renovation in 2003)
1601 Avenida Cesar Chavez Southeast, Albuquerque, N.M. 87106
(505) 924-2255 ♦ www.abqisotopes.com
Vice President/GM: John Traub ♦ PR contact: Kevin Collins ♦ Affiliate since 2015



HARTFORD YARD GOATS (DOUBLE-A)

Eastern League – Double-A

Dunkin' Donuts Park (2016)
1214 Main Street, Hartford, Conn. 06103
(860) 224-8383 ♦ www.yardgoatsbaseball.com
GM: Tim Restall ♦ PR contact: Jeff Dooley ♦ Affiliate since 2016



LANCASTER JETHAWKS (HIGH-A)

California League – High-A

The Hangar (1996)
45116 Valley Central Way, Lancaster, Calif. 93536
(661) 726-5400 ♦ www.jethawks.com
Executive VP: Tom Backemeyer ♦ PR contact: Jason Schwartz ♦ Affiliate since 2017



ASHEVILLE TOURISTS (LOW-A)

South Atlantic League – Low-A

McCormick Field (1992)
30 Buchanan Place, Asheville, N.C. 28801
(828) 258-0428 ♦ (828) 258-0320 fax ♦ www.theashevilletourists.com
GM: Larry Hawkins ♦ PR contact: Doug Maurer ♦ Affiliate since 1994



BOISE HAWKS (SHORT-SEASON)

Northwest League – Short-Season A

Memorial Stadium (1989)
5600 Glenwood Road, Boise, Idaho 83714
(208) 322-5000 ♦ (208) 322-6846 fax ♦ www.boisehawks.com
GM: Bob Flannery ♦ PR contact: Joe Kelly ♦ Affiliate since 2015



GRAND JUNCTION ROCKIES (ROOKIE LEVEL)

Pioneer League – Rookie Level

Suplizio Field (1949; Renovation in 2012)
1315 North Avenue, Grand Junction, Colo. 81501
(970) 255-7625 ♦ (970) 241-2374 fax ♦ www.gjrockies.com
President: Joe Kubly ♦ Affiliate since 2001 - Grand Junction since 2012



DOMINICAN SUMMER LEAGUE ROCKIES I & 2

ROOKIE LEVEL

Complejo Las Americas - Calle Prolongacion Caracol
Boca Chica, Dominican Republic ♦ Affiliate since 2000 (added a second team in 2018)
(809) 696-3324

DOUG MILLION AWARD

Awarded annually to the most outstanding MiLB performer

1992	John Burke	RHP	2001	Ryan Kibler	RHP	2010	Matt Reynolds	LHP
1993	Quinton McCracken	OF	2002	Brad Hawpe	1B	2011	Edwar Cabrera	LHP
1994	Juan Acevedo	RHP	2003	Chin-hui Tsao	RHP	2012	Corey Dickerson	OF
1995	Derrick Gibson	OF	2004	Jeff Francis	LHP	2013	Eddie Butler	RHP
1996	Neifi Perez	INF	2005	Jim Miller	RHP	2014	Correlle Prime	1B
1997	Todd Helton	1B	2006	Franklin Morales	LHP	2015	Antonio Senzatela	RHP
1998	Mike Kusiewicz	LHP	2007	Brandon Hynick	RHP	2016	Brian Mundell	1B
1999	Josh Kalinowski	RHP	2008	Jhoulys Chacin	RHP	2017	Ryan McMahon	INF
2000	Juan Pierre	OF	2009	Christian Friedrich	LHP			

Colorado Rockies Player Development

Assistant General Manager - Player Development.....	Zach Wilson
Assistant Director - Player Development.....	Chris Forbes
Manager - Minor League Operations.....	Jesse Stender
Coordinator - Minor League Video/Assistant, Baseball Operations.....	Jeff Nelson
Director - Pitching Operations.....	Mark Wiley
Pitching Coordinator.....	Doug Linton
Pitching Coordinator.....	Darryl Scott
Catching Coordinator.....	Mark Strittmatter
Hitting Coordinator.....	Darin Everson
Outfield and Baserunning Coordinator.....	Anthony Sanders
Mental Skills Coordinator.....	Doug Chadwick
Assistant Mental Skills Coordinator.....	Jerry Amador
Rehabilitation Coordinator.....	Scott Murayama
Assistant Rehabilitation Coordinator.....	Andy Stover
Physical Performance Coordinator.....	Trevor Swartz
Supervisor - Cultural Development.....	Josh Rosenthal
Cultural Development Coordinator.....	Angel Amparo
Equipment Manager.....	Ricky Dominguez



Doug Linton

Pitching Coordinator

Doug Linton is in his seventh season as the Rockies pitching coordinator and in his 14th as a pitching coach in the Rockies' Minor League system ... he previously served as the Rockies' roving pitching coordinator in 2012 ... prior to that he spent two seasons as the Triple-A Colorado Springs pitching coach and a season as the pitching coach for High-A Modesto ... he began his coaching career with the Rockies as the pitching coach for the Short-Season Tri-City Dust Devils in the Northwest League 2006-07 ... the right-handed pitcher played seven seasons in the Majors with Toronto (1992-93, 2003), California (1993), New York-NL (1994), Kansas City (1995-96) and Baltimore (1999) ... he owns a lifetime record of 17-20 with a 5.78 ERA in 112 games (35 starts) ... Linton made his Major League debut on Aug. 3, 1992 at Boston, pitching 3.2 innings of relief ... he was selected by Toronto in the 43rd round of the 1986 First-Year Player Draft ... Linton attended the University of California at Irvine ... he and his wife Lisa reside in Surprise, Ariz., and have three children: Ryan, Austin and Carter.



Darryl Scott

Pitching Coordinator

Darryl Scott is now in his third season as a Rockies pitching coordinator ... he previously served two seasons as pitching coach for Triple-A Albuquerque after serving in the same role the previous two seasons at Double-A Tulsa ... was High-A Modesto's pitching coach 2011-12 ... Scott's first year in the organization was 2009 as the pitching coach for Short-Season Tri-City ... he moved into coaching in 2009 after an 11-year professional playing career ... played in the Rockies organization in 1995 and 2000, both with Triple-A Colorado Springs ... was a part of the 1995 Pacific Coast League Championship Sky Sox team ... originally signed with the California Angels in 1990 as an undrafted free agent ... made his Major League debut May 31, 1993 with the Angels against the eventual World Series champion Toronto Blue Jays, tossing a scoreless inning ... spent time with six organizations over his 11-year career: the Angels, Rockies, Indians, Phillies, Expos and Diamondbacks ... also spent time playing professionally in Japan and Venezuela ... he and his wife Liz have three boys: Casey, Ryan and Christopher ... Scott played college baseball at Loyola Marymount University, earning a degree in psychology.



Mark Strittmatter

Catching Coordinator

Mark Strittmatter has worked for the past six years (2013-18) as the Rockies' catching coordinator after spending the 2011-12 seasons as a Major League coach for the Pittsburgh Pirates ... prior to his Pirates stint, he spent eight years (2003-2010) as the bullpen catcher for the Rockies ... was a member of National League All-Star coaching staff led by Clint Hurdle at Yankee Stadium in 2008 ... was the Rockies Major League catching coach 2008-09 ... the former catcher spent almost his entire nine-year playing career in the Rockies Minor League system from 1992 until halfway through the 2000 season ... finished off the last few months of his career with San Diego's Triple-A affiliate ... Strittmatter appeared in four games for the Rockies in 1998 and went hitless in four at-bats as a September call-up, making his Major League debut as the starting catcher on Sept. 3, 1998 at County Stadium in Milwaukee ... Strittmatter and his wife Katie have two children, son Sean and daughter Emily.

(Player Development, cont.)



Darin Everson

Hitting Coordinator

Darin Everson is in his 22nd year in professional baseball, his seventh with Colorado ... in his second season as the Rockies hitting coordinator, after spending the 2017 campaign as the hitting coach for Triple-A Albuquerque ... spent the previous two seasons as the manager for Double-A Hartford and New Britain after serving as Double-A Tulsa's hitting coach 2013-14 ... prior to joining the Rockies, he was the manager and director of baseball operations for the Washington Wild Things of the independent Frontier League (2010-11) ... Everson was part of the Florida Marlins organization for four years, serving most recently as manager with the Greensboro Grasshoppers of the Low-A South Atlantic League during the 2009 season ... in 2007 and 2008, he served as field manager of the Short-Season Jamestown Jammers ... he first joined the Marlins organization as the hitting coach for the High-A Jupiter Hammerheads in 2006 ... prior to his professional coaching career, Everson served as an associate scout for the Baltimore Orioles 2003-04 ... Everson played catcher/first base in the Minor Leagues for seven years with the Montreal Expos, Pittsburgh Pirates and Boston Red Sox, as well as in the Frontier League and Northern League ... Darin and his wife Teri have three children: Jared, Taylor and Taryn.



Anthony Sanders

Outfield & Baserunning Coordinator

Anthony Sanders is now in his second season as the Rockies outfield and baserunning coordinator ... was previously the supervisor of High-A development for two seasons (2016-17), after serving three seasons as the manager for the Rookie Level Grand Junction Rockies (2013-15) ... he was named the Pioneer League Manager of the Year following the 2014 season, after guiding the Rockies to a 43-33 overall record ... during the 2015 offseason, was a member of the silver medal-winning Team USA Premier 12 coaching staff led by Manager Willie Randolph ... began his career with the Rockies as the hitting coach at Short-Season Tri-City 2007-12 ... the former Major League outfielder was drafted by the Toronto Blue Jays in the seventh round of the 1992 First-Year Player Draft and played three seasons in the Major Leagues with Toronto (1999) and Seattle (2000-01) ... the Tucson, Ariz., native had an extensive Minor League background, playing parts of 14 seasons in the Minors, including one with Triple-A Colorado Springs in 2004 ... also won a gold medal with Team USA in the 2000 Summer Olympics in Sydney, Australia ... received his master's degree in business management ... Sanders and his wife Claudia reside in Tucson, Ariz., and have three children: Logan, Marcus and Troy.

MINOR LEAGUE STAFF



Jerry Amador
Assistant Mental Skills Coordinator



Doug Chadwick
Mental Skills Coordinator




Ricky Dominguez
Equipment Manager



Scott Murayama
Rehabilitation Coordinator



Andy Stover
Asst. Rehabilitation Coordinator



Trevor Swartz
Physical Performance Coordinator

MINOR LEAGUE MEDICAL STAFF



Kelsey Branstetter
Asheville



Mickey Clarizio
Boise




John Duff
Grand Junction



Andri Guevara
Dominican Republic



Josh Guterman
Lancaster



Hoshito Mizutani
Hartford



Frank Ovalles
Dominican Republic



Heath Townsend
Albuquerque

Player Development

Colorado Rockies Scouting Department

Vice President - Scouting.....	Bill Schmidt
Vice President - International Scouting & Development.....	Rolando Fernandez
Assistant General Manager - Player Personnel.....	Jon Weil
Senior Director - Scouting Operations.....	Marc Gustafson
Assistant Director - Scouting.....	Damon Iannelli
Assistant Director - Scouting Operations.....	Sterling Monfort
Coordinator - Scouting Research/Staff Counsel.....	Matt Obernauer
Advance Scout.....	Joe Little
Advance Scout.....	Chris Warren
Special Assistant to the General Manager.....	Danny Montgomery
Special Assistant - Player Personnel.....	Ty Coslow

MAJOR LEAGUE PROFESSIONAL SCOUTS



Doug Bernier
Colorado



John Corbin
Georgia



Ty Coslow
Kentucky



Steve Fleming
Virginia




Will George
Delaware



Mark Germann
Colorado



Jack Gillis
Florida



Joe Housey
Florida



Mike Paul
Arizona

HERB HIPPAUF SCOUTING AWARD

Herb Hippauf joined the Rockies in 1992, helping the club prepare for the Expansion Draft, then served as a national crosschecker until his untimely death in 1995. Each year in Hippauf's memory, the Rockies Scouting Department honors an individual that exemplifies loyalty, dedication, honesty and is committed to doing what is in the best interest of the Colorado Rockies.

- 1995 Penny Biever
- 1996 Jeff Schugel
- 1997 Jay Darnell
- 1998 Bruce Andrew
- 1999 Robyn Lynch
- 2000 Pat Daugherty
- 2001 Danny Montgomery
- 2002 Dave Holliday
- 2003 Coley Brannon
- 2004 Bert Holt
- 2005 Rolando Fernandez
- 2006 Ty Coslow
- 2007 Jack Gillis
- 2008 Kasey McKeon
- 2009 Dave Snow
- 2010 Zach Wilson
- 2011 Mike Garlatti
- 2012 Jon Weil
- 2013 Jay Matthews
- 2014 Gary Wilson
- 2015 Rick Mathews
- 2016 John Cedarburg
- 2017 Mike Ericson
- 2018 Damon Iannelli

AMATEUR SCOUTS



Mike Ericson
National
Crosschecker
Arizona



Damon Iannelli
Assistant
Director - Scouting
Mississippi



Jay Matthews
National
Crosschecker
North Carolina



Rick Mathews
Special Assistant



Sterling Monfort
Assistant Director -
Scouting Operations

PART-TIME AMATEUR SCOUTS

- Norm DeBriyn** Arkansas
- Dave McQueen** Louisiana
- Greg Pullia** Massachusetts

AREA SCOUTING SUPERVISORS



Scott Alves
Arizona, El Paso,
Las Vegas, New
Mexico, Utah



Brett Baldwin
Illinois, Iowa, Kansas,
Minnesota, Missouri,
Nebraska, North Dakota,
South Dakota, Wisconsin



Julio Campos
Puerto Rico,
Dominican Republic



John Cedarburg
Central and South
Florida



Scott Corman
Indiana, Kentucky,
Eastern Illinois,
Tennessee



Jordan Czarniecki
North Carolina,
South Carolina, Virginia



Jeff Edwards
South Texas,
Southwest Louisiana



Sean Gamble
Georgia,
Northern Florida



Mike Garlatti
Maine, New
Hampshire, Vermont,
Massachusetts, Connecticut,
Delaware, Rhode Island,
Eastern New York, New Jersey,
Maryland, Washington D.C.



Matt Hattabaugh
Southern and Central
California, Hawaii



Darin Holcomb
Northern California,
Northern Nevada



Jon Lukens
Southern California



Matt Pignataro
Idaho, Montana,
Oregon, Washington,
Western Canada



Jesse Retzlaff
Arkansas, Oklahoma,
North Texas



Rafael Reyes
Puerto Rico,
South Florida



Ed Santa
Eastern Canada,
Michigan, Ohio,
Western Pennsylvania,
West Virginia



Zack Zulli
Alabama, Mississippi,
Florida Panhandle,
New Orleans

INTERNATIONAL SCOUTS



Martin Cabrera
Dominican Republic



Rogers Figueroa
Colombia



Enmanuel Frias
Dominican Scouting/
Development
Operations Assistant



Arnaldo Gomez
Dominican Scouting/
Operations Coordinator



Carlos Gomez
Venezuela



Raul Gomez
International, Cuba



Orlando Medina
Supervisor, Latin
America



Alving Mejias
International, Mexico



Frank Roa
Dominican Republic



Marc Russo
International,
Crosschecker



Yull Silano
Supervisor, Venezuela



Jossher Suarez
Venezuela

ROCKIES 2018 FIRST-YEAR AMATEUR DRAFT SELECTIONS

Name	Pos	B/T	Ht	Wt	Born	Round	Pick #	Signed
Ryan Rolison	LHP	R / L	6' 2"	195	07/11/1997	1	22	06/13/2018
Grant Lavigne	1B	L / R	6' 4"	220	08/27/1999	CBA	42	06/19/2018
Mitchell Kilkenny	RHP	R / R	6' 4"	206	03/24/1997	2C	76	06/23/2018
Terrin Vavra	SS	L / R	6' 1"	185	05/12/1997	3	96	06/19/2018
Ryan Feltner	RHP	R / R	6' 4"	190	09/02/1996	4	126	06/13/2018
Jacob Bird	RHP	R / R	6' 3"	200	12/04/1995	5	156	06/13/2018
Niko Decolati	3B	R / R	6' 1"	215	08/12/1997	6	186	06/13/2018
Andrew Quezada	RHP	L / R	6' 1"	182	06/28/1997	7	216	06/19/2018
Nick Bush	LHP	L / L	5' 11"	173	08/23/1996	8	246	06/13/2018
Willie MacIver	C	R / R	6' 2"	205	10/28/1996	9	276	06/21/2018
Cade Harris	3B	L / R	6' 2"	195	05/27/1997	10	306	06/13/2018
PJ Poulin	LHP	R / L	6' 1"	185	07/25/1996	11	336	06/13/2018
Kyle Datries	3B	R / R	6' 0"	180	01/05/1996	12	366	06/26/2018
Rayne Supple	RHP	S / R	6' 3"	185	01/05/1996	13	396	06/13/2018
Will Tribucher	LHP	L / L	6' 3"	210	09/23/1996	14	426	06/13/2018
Coco Montes	SS	R / R	6' 1"	175	10/07/1996	15	456	06/13/2018
Bobby Johnson	RHP	R / R	6' 1"	185	04/08/1997	16	486	06/13/2018
Reese Berberet	3B	R / R	6' 3"	225	11/01/1997	17	516	06/13/2018
Shelby Lackey	RHP	R / R	6' 3"	190	07/08/1997	18	546	06/13/2018
Zach Hall	OF	L / L	6' 0"	195	06/26/1996	19	576	06/13/2018
Luke Morgan	OF	R / R	6' 2"	195	05/13/1996	20	606	06/13/2018
Hunter Stovall	2B	R / R	5' 8"	170	09/05/1996	21	636	07/03/2018
Jacob Barnwell	C	R / R	5' 10"	170	08/08/1997	22	666	06/13/2018
Colten Schmidt	LHP	L / L	6' 0"	175	11/25/1995	23	696	06/13/2018
Trent Fennell	RHP	R / R	6' 5"	205	11/26/1995	24	726	06/13/2018
Robert Metz	2B	R / R	5' 10"	185	07/29/1996	25	756	06/13/2018
Will Golsan	OF	R / R	6' 1"	185	03/06/1996	26	786	06/13/2018
Eric Hepple	RHP	R / R	6' 0"	218	03/28/1996	27	816	06/13/2018
John Cresto	3B	R / R	6' 3"	225	12/15/1996	28	846	06/13/2018
Miguel Ausua	LHP	L / L	6' 0"	180	07/15/1996	29	876	06/15/2018
Colton Harlow	LHP	L / L	5' 10"	170	09/21/1995	30	906	06/13/2018
Joel Condrey	RHP	L / R	6' 3"	185	07/05/1996	31	936	06/13/2018
Reagan Todd	LHP	L / L	6' 3"	218	08/30/1995	32	966	06/13/2018
Nick Pogue	RHP	R / R	6' 5"	215	09/13/1999	33	996	Unsigned
Jake Moberg	RHP	R / R	6' 1"	175	06/17/1999	34	1026	Unsigned
Sean Mullen	RHP	R / R	6' 2"	185	09/18/1999	35	1056	Unsigned
Cayden Zimmerman	SS	R / R	5' 11"	165	09/24/1999	36	1086	Unsigned
Easton McMurray	LHP	R / L	6' 4"	198	10/19/1999	37	1116	Unsigned
Kumar Rocker	RHP	R / R	6' 4"	235	11/22/1999	38	1146	Unsigned
Isaiah Thomas	OF	R / R	6' 2"	192	04/12/2000	39	1176	Unsigned
Brett Auerbach	C	R / R	5' 9"	180	08/27/1998	40	1206	Unsigned

MAJOR LEAGUE RULE 5 DRAFT

DRAFTED BY ROCKIES

Player, Position	Triple-A Club	Year
Marc Pisciotta, RHP	Buffalo (Pirates)	1993
Kevin Logsdon, LHP	Charlotte (Indians)	1994
*Victor Hall, CF	Tucson (D'Backs)	2002
Matt White, LHP	Buffalo (Indians)	2003
Luis Gonzalez, INF	Buffalo (Indians)	2003
Matt Merricks, LHP	Las Vegas (Dodgers)	2004
^Luis E. Gonzalez, LHP	Las Vegas (Dodgers)	2005
Danny Rosenbaum, LHP	Syracuse (Nationals)	2012
Tommy Kahnle, RHP	Scranton/WB (Yankees)	2013
+Mark Canha, 1B	New Orleans (Marlins)	2014
**Luis Perdomo, RHP	Memphis (Cardinals)	2015

* Traded to Houston to acquire RHP Nelson Cruz
 ^ Traded to Seattle in exchange for cash considerations

DRAFTED FROM ROCKIES

Player, Position	Organization	Year
Jeff Huson, INF	Seattle Mariners	1997
Matt Roney, RHP	Pittsburgh Pirates	2002
Michael Bumatay, LHP	Detroit Tigers	2003
Steven Register, RHP	New York Mets	2007
Everth Cabrera, INF	San Diego Padres	2008
David Patton, RHP	Cincinnati Reds	2008
Coty Woods, RHP	Texas Rangers	2012
Russell Wilson, INF	Texas Rangers	2013
Taylor Featherston, INF	Chicago Cubs	2014
Josh Rutledge, INF	Boston Red Sox	2016
Julian Fernandez, RHP	San Francisco Giants	2017

+ Traded to Oakland to acquire RHP Austin House
 ** Traded to San Diego in exchange for cash considerations

Draft History

PAT DAUGHERTY SCOUT OF THE YEAR AWARD

Annual award for scouting excellence

1992	Al Hargeshimer	2001	Mike Ericson	2010	Orlando Medina
1993	Frank Mattox	2002	John Cedarburg	2011	Chris Forbes
1994	Pat Jones	2003	Terry Wetzell	2012	Damon Iannelli
1995	Mike Garlatti	2004	Mike Berger	2013	Alan Matthews
1996	Dar Cox	2005	Jay Matthews	2014	Jon Lukens
1997	Ty Coslow	2006	Gary Wilson	2015	Mike Paul
1998	Jorge de Posada	2007	Francisco Cartaya	2016	Matt Hattabaugh
1999	Ed Santa	2008	Scott Corman	2017	Jordan Czarniecki
2000	Damon Iannelli	2009	Chris Warren	2018	Scott Corman & Jack Gillis

(Draft History, cont.)

ALL-TIME FIRST SELECTIONS - First-Year Player Draft

<u>Year</u>	<u>Player (Pick)</u>	<u>Pos.</u>	<u>School</u>
1992	John Burke (27)	RHP	University of Florida
1993	Jamey Wright (28)	RHP	Westmoore HS (Okla)
1994	Doug Million (7)	LHP	Sarasota HS (Fla)
1995	Todd Helton (8)	1B	University of Tennessee
1996	Jake Westbrook (21)	RHP	Madison Co. HS (Ga.)
1997	Mark Mangum (18)	RHP	Kingwood HS (Texas)
1998	Matt Roney (28)	RHP	Edmond North HS (Okla.)
1999	Jason Jennings (16)	RHP	Baylor University
2000	Matt Harrington (7)	RHP	Palmdale HS (Calif.)
2001	^ Jayson Nix (44)	SS	Midland HS (Texas)
2002	Jeff Francis (9)	LHP	University of British Columbia
2003	Ian Stewart (10)	3B	La Quinta HS (Calif.)
2004	Chris Nelson (9)	SS	Redan HS (Ga.)
2005	Troy Tulowitzki (7)	SS	Cal State Long Beach
2006	Greg Reynolds (2)	RHP	Stanford University
2007	Casey Weathers (8)	RHP	Vanderbilt University
2008	Christian Friedrich (25)	LHP	Eastern Kentucky
2009	Tyler Matzek (11)	LHP	Capistrano Valley HS (Calif.)
2010	Kyle Parker (26)	OF	Clemson University
2011	Tyler Anderson (20)	LHP	University of Oregon
2012	David Dahl (10)	CF	Oak Mountain HS (Ala.)
2013	Jon Gray (3)	RHP	University of Oklahoma
2014	Kyle Freeland (8)	LHP	University of Evansville (Ind.)
2015	Brendan Rodgers (3)	SS	Lake Mary HS (Fla.)
2016	Riley Pint (4)	RHP	St. Thomas Aquinas HS (Kan.)
2017	#Ryan Vilade (48)	INF	Stillwater HS (Okla.)
2018	Ryan Rolison (22)	LHP	University of Mississippi

^A Sandwich pick, compensation selection for not signing first round pick in 2000.

[#] Second Round, forfeited first-round (No. 11 overall) pick in the 2017 draft after signing free-agent Ian Desmond.

CHARTING THE ROCKIES' ALL-TIME FIRST-YEAR PLAYER DRAFT BY POSITION

All positions determined by MLB Scouting Bureau.

Most Players Drafted By Grade

648	Four-Year College
421	High School
200	Junior College
11	Other

Players Drafted By Position

658	Pitcher
285	Infielder
224	Outfielder
108	Catcher

Position Breakdown

485	Right-Handed Pitcher
173	Left-Handed Pitcher
116	Shortstop
108	Catcher
91	Outfield General
76	Center Field
70	Third Base
59	First Base
40	Second Base
37	Right Field
29	Left Field

MLB SCOUT OF THE YEAR AWARD

Rockies scouts that have been honored at the annual Scout of the Year reception

1998 West Coast League Scout of the Year: Bruce Andrew

2005 Midwest League Scout of the Year: Pat Daugherty

2018 Eastern Coast Scout of the Year: Danny Montgomery

Minor League Achievements

ORGANIZATIONAL CHAMPIONS

Colorado Springs Sky Sox 1995	Salem Avalanche 2001
Pacific Coast League (Triple-A)	Carolina League (High-A)
Portland Rockies 1997	Asheville Tourists 2012
Northwest League (Short-Season A)	South Atlantic League (Low-A)
Tucson Rockies 1998	Asheville Tourists 2014
Arizona League (Rookie Level)	South Atlantic League (Low-A)

AWARD WINNERS

MINOR LEAGUE PLAYER OF THE YEAR
Baseball America, USA Today
 Jeff Francis (Tulsa, Colorado Springs), 2004

LEAGUE ROLAIDS RELIEF CHAMPION

LEAGUE	PLAYER	YEAR
Arizona.....	Diogenes Gomez.....	1998
Northwest.....	Craig House.....	1999
Carolina.....	Travis Thompson.....	1999
Pacific Coast.....	David Wainhouse.....	1999
Pacific Coast.....	Brad Clontz.....	2003
Northwest.....	Jim Miller.....	2004
Texas.....	Ryan Speier.....	2004
Texas.....	Steven Register.....	2007
Texas.....	Andrew Johnston.....	2009
California.....	Craig Baker.....	2009

BATTING TITLES (19)

LEAGUE	PLAYER	AVG.	TEAM	YEAR
Arizona.....	Whitey Schwartzbauer.....	.344.....	Chandler.....	1996
Arizona.....	Rene Reyes.....	.429.....	Tucson.....	1998
Northwest.....	Juan Pierre.....	.352.....	Portland.....	1998
Arizona.....	Juan Ventura.....	.399.....	Tucson.....	1999
Southern.....	Juan Pierre.....	.326.....	Carolina.....	2000
S. Atlantic.....	Rene Reyes.....	.322.....	Asheville.....	2001
Carolina.....	Brad Hawpe.....	.347.....	Salem.....	2002
Pacific Coast.....	Garrett Atkins.....	.366.....	Colo. Springs.....	2004
Pioneer.....	Corey Wimberly.....	.381.....	Casper.....	2005
Arizona.....	Corey Wimberly.....	.407.....	Peoria.....	2007
Texas.....	Matt Miller.....	.344.....	Tulsa.....	2008
Arizona.....	Eric Young Jr.....	.430.....	Phoenix.....	2008
S. Atlantic.....	Kiel Roling.....	.331.....	Asheville.....	2009
Pioneer.....	David Dahl.....	.379.....	G. Junction.....	2012
S. Atlantic.....	Rosell Herrera.....	.343.....	Asheville.....	2013
Pioneer.....	Raimel Tapia.....	.357.....	G. Junction.....	2013
S. Atlantic.....	Shane Hoelscher.....	.328.....	Asheville.....	2015
California.....	Yonathan Daza.....	.341.....	Lancaster.....	2017
California.....	Colton Welke.....	.333.....	Lancaster.....	2018

ERA TITLES (23)

LEAGUE	PITCHER	ERA	TEAM	YEAR
Northwest.....	Mark Thompson.....	1.98.....	Bend.....	1992
Eastern.....	Juan Acevedo.....	2.37.....	New Haven.....	1994
Northwest.....	Scott Randall.....	1.99.....	Portland.....	1995
S. Atlantic.....	Mike Kusiewicz.....	2.06.....	Asheville.....	1995
Arizona.....	Shawn Chacon.....	1.60.....	Chandler.....	1996
Eastern.....	Mike Vavrek.....	2.57.....	New Haven.....	1997
Northwest.....	Justin Miller.....	2.14.....	Portland.....	1997
Arizona.....	Jermaine Van Buren.....	2.22.....	Tucson.....	1998
Eastern.....	Mike Kusiewicz.....	2.32.....	New Haven.....	1998
Carolina.....	Josh Kalinowski.....	2.11.....	Salem.....	1999
Texas.....	Chin-hui Tsao.....	2.46.....	Tulsa.....	2003
Texas.....	Jeff Francis.....	1.98.....	Tulsa.....	2004
California.....	Franklin Morales.....	3.68.....	Modesto.....	2006
California.....	Brandon Hynick.....	2.52.....	Modesto.....	2007
Texas.....	Samuel Deduno.....	2.57.....	Tulsa.....	2009
S. Atlantic.....	Juan Nicasio.....	2.41.....	Asheville.....	2009
Pioneer.....	Albert Campos.....	2.05.....	Casper.....	2010
Northwest.....	Josh Hungerman.....	2.18.....	Tri-City.....	2010
S. Atlantic.....	Tyler Anderson.....	2.47.....	Asheville.....	2012
Pioneer.....	Eddie Butler.....	2.13.....	G. Junction.....	2012
Texas.....	Tyler Anderson.....	1.98.....	Tulsa.....	2014
California.....	Antonio Senzatela.....	2.51.....	Modesto.....	2015
California.....	Parker French.....	2.85.....	Modesto.....	2016

LEAGUE MVP (16)

LEAGUE	PLAYER	YEAR
Arizona.....	Rene Reyes.....	1998
Northwest.....	Garrett Atkins (Co-MVP).....	2000
South Atlantic.....	Rene Reyes.....	2001
Carolina.....	Brad Hawpe.....	2002
Pioneer.....	Ryan Shealy.....	2002
South Atlantic.....	Matt Miller.....	2005
Pioneer.....	Brandon Hynick.....	2006
California.....	Brandon Hynick.....	2007
South Atlantic.....	Darin Holcomb.....	2008
South Atlantic.....	Jordan Pacheco.....	2009
California.....	Kent Matthes.....	2011
Pioneer.....	David Dahl.....	2012
South Atlantic.....	Rosell Herrera.....	2013
South Atlantic.....	Brian Mundell.....	2016
Pioneer.....	Coco Montes.....	2018
South Atlantic.....	Casey Golden.....	2018

INDIVIDUAL NO-HITTERS (10)

DATE	PITCHER	OPP.
July 17, 1996.....	Scott Randall, Asheville.....	Fayetteville
Aug. 4, 1996.....	Luther Hackman, Salem.....	Kinston
Aug. 26, 1998.....	Josh Kalinowski, Asheville.....	Charleston, S.C.
June 26, 2000.....	Julio de Paula, Asheville.....	Cape Fear
Aug. 7, 2002.....	Kip Bouknight, Salem.....	Frederick
July 6, 2003.....	Jeff Francis, Visalia.....	Modesto
July 23, 2008.....	Bruce Billings, Asheville.....	Lakewood
June 30, 2009.....	Brandon Hynick, Colo. Springs.....	Portland
June 29, 2010.....	Gustavo Brazoban, DSL-Rockies.....	DSL-D'Backs
July 5, 2010.....	Jayson Aquino, DSL-Rockies.....	DSL-Padres

HIT FOR THE CYCLE (18)

PLAYER, CLUB	DATE	OPPONENT
Neifi Perez, Colo. Springs.....	Aug. 25, 1996.....	at Salt Lake
Ben Petrick, Carolina.....	May 9, 1999.....	Huntsville
Scott Seal, Salem.....	Aug. 3, 2000.....	Frederick
Rene Reyes, Carolina.....	June 10, 2002.....	at Greenville
Jorge Piedra, Tulsa.....	April 3, 2003.....	at Frisco
Jorge Piedra, Tulsa.....	June 9, 2003.....	at Midland
Hector Tena, Visalia.....	July 27, 2004.....	Modesto
Ryan Spilborghs, Tulsa.....	May 16, 2005.....	at Arkansas
Choo Freeman, Colo. Springs.....	June 28, 2005.....	Fresno
Chris Nelson, Asheville.....	July 15, 2005.....	at Savannah
Jhayson Agustin, Asheville.....	July 15, 2007.....	Greenville
Joe Koshansky, Colo. Springs.....	May 24, 2008.....	Tucson
Joe Koshansky, Colo. Springs.....	Aug. 12, 2008.....	Tucson
David Kandilas, Casper.....	June 24, 2011.....	at Ogden
Trevor Story, Modesto.....	April 7, 2014.....	at Visalia
Max George, Grand Junction.....	July 12, 2014.....	Helena
Pat Valaika.....	Aug. 22, 2016.....	Fresno
Pat Valaika.....	April 8, 2017.....	Salt Lake

Albuquerque Isotopes (Triple-A)



Glenallen Hill

Manager

Glenallen Hill is in his seventh season as the Rockies Triple-A manager, his 15th year overall as a member of the Colorado organization ... served as a Major League coach with the team 2007-12 ... in 2008, he was on the National League All-Star coaching staff led by Clint Hurdle at Yankee Stadium ... had previously been the hitting coach for High-A Modesto 2004-06 ... Hill worked as the Modesto manager for the last three months of the 2006 season when former skipper Chad Kreuter was named head coach at USC ... named to the coaching staff for the California/Carolina League All-Star Game in 2006 ... Hill's playing career concluded in 2001 after nearly 19 seasons, including 13 in the Majors ... drafted by Toronto in the ninth round of the 1983 draft, he went on to see Major League time with the Blue Jays (1989-91), Indians (1991-93), Cubs (1993-94, 1998-2000), Giants (1995-97), Mariners (1998), Yankees (2000) and Angels (2001) ... compiled a .271 lifetime average with 186 homers and 586 RBI in 1,162 games ... was one of the game's top pinch-hitters, as he possessed a .287 lifetime average with 13 home runs in the pinch ... known for hitting one of the most famous home runs of all-time, a 500-foot home run onto the rooftops beyond Wrigley Field on May 11, 2000 ... graduated in 1983 from Santa Cruz High School, where he was just the second high school athlete ever to be offered scholarships to Arizona State University in both baseball and football (Reggie Jackson) ... Glenallen and his wife Lori have four children: Simone, Chanel, Heleyna and Glenallen Jr.



Brandon Emanuel

Pitching Coach

Brandon Emanuel is in his sixth season in the Rockies organization, his second as the pitching coach for Triple-A Albuquerque ... was previously the pitching coach for High-A Lancaster/Modesto 2014-17 ... prior to joining the Rockies, he spent seven years as a pitching coach in the Los Angeles Angels organization (2007-13) ... in 2016, his staff led the California League in team ERA, with three pitchers finishing in the top three in the league in individual ERA (French, Rodriguez, Almonte) and two pitchers finishing first and second in the league in strikeouts (Castellani, Almonte) ... in 2011, he completed MLB Scout School and was a pitching coach in the Arizona Fall League ... spent nine seasons (1998-2006) as a Minor League player after being selected in the second round of the 1998 First-Year Player Draft by the Angels out of Northwestern State University of Louisiana ... Emanuel finished his Minor League playing career at Triple-A Iowa in the Chicago Cubs organization ... he and his wife Susan have a daughter, Liana.



Tim Doherty

Hitting Coach

It's the second season for Tim Doherty as the hitting coach for Triple-A Albuquerque, his fourth season overall in the Rockies organization ... served as the hitting coach for Double-A Hartford in 2017 and spent the 2016 season as the hitting coach at Rookie Level Grand Junction ... previously spent three seasons in the Twins organization and prior to joining the Twins, he served as the assistant to then Boston Red Sox Hitting Coach Dave Magadan in 2012 ... coached nine seasons with the Kansas City T-Bones of the American Association (2003-11), serving as their hitting coach 2003-09 and their manager 2010-11 ... coached collegiately at Southwest Texas State University (1994-97), University of Southwestern Louisiana (1993), Seminole Junior College (1990-92) and Oral Roberts University (1989) ... served as an associate scout for the Cleveland Indians during his tenure at Seminole JC ... Tim is married to Jan and they have three children: daughter Jordyn, son Cameron and step-daughter Alex.

P.J. CAREY PLAYER DEVELOPMENT AWARD

*Founded in 2014, awarded annually to the
top player development staff member*

2014 Recipient: Ron Gideon

2015 Recipient: Edison Lora

2016 Recipient: Brandon Emanuel

2017 Recipient: Jesse Stender

Hartford Yard Goats (Double-A)



Warren Schaeffer

Manager

Warren Schaeffer is in his second season as the manager for Double-A Hartford, after serving as Low-A Asheville's manager for the past three seasons ... spent the previous two seasons as the hitting coach for Short-Season Tri-City (2012-13) ... Schaeffer spent the six years prior to that as a Minor League player in the Rockies organization, reaching as high as Triple-A ... the Rockies selected Schaeffer in the 38th round of the 2007 draft out of Virginia Tech University ... Warren and his wife Callie have two children, Beauman and Emerson.



Steve Merriman

Pitching Coach

Steve Merriman returns to the Rockies organization as the pitching coach for Double-A Hartford ... served as an associate scout for Colorado 2002-04 ... spent the 2018 season as the assistant pitching coordinator in the Chicago Cubs organization ... was in the Kansas City organization 2012-14, serving as the pitching coach with Single-A Lexington in 2014 ... prior to his time in Kansas City, Merriman most recently served as the pitching coach for the University of Michigan (2012) ... served as an area scout for MLB Scouting Bureau 2009-11 and was a Bureau Scout School Instructor in the Dominican Republic in 2010 ... Merriman was a bullpen catcher and BP pitcher for the Tigers 1996-99, and also served as a coach in the Mets (2004-06) and Diamondbacks (2007-09) organizations ... attended Central Michigan where he earned his bachelor's degree in education ... has a master's degree in sports management from Wayne State (Mich.) ... Steve and his wife Susan have three kids: Troy, Trisha and Traci ... they reside in Wyoming, Mich., during the offseason.



Lee Stevens

Hitting Coach

Lee Stevens is in year number seven in the Rockies organization, his second season with Double-A Hartford ... was the hitting coach at Rookie Level Grand Junction in 2017, where he was previously the hitting coach for three seasons, 2013-15 ... spent the 2016 season as the hitting coach at High-A Modesto ... a former first-round draft pick of the California Angels in 1986, Stevens played eight years in the Major Leagues with California (1990-92), Texas (1996-99), Montreal (2000-02) and Cleveland (2002), and has 19 total years in professional baseball ... was a career .254 (847-for-3332) Major League hitter with 144 home runs and 531 RBI in 1,012 games ... in addition, he hit 146 Minor League home runs and played two seasons in Japan for the Kintetsu Buffaloes (1994-95) ... Lee resides in Phoenix and has three children: sons Matthew (27) and Brett (22), and daughter Paydenlee (15).

ROCKIES SINGLE-SEASON MINOR LEAGUE RECORDS

BATTING AVERAGE (250 AB)

.381	Corey Wimberly	2005
.379	David Dahl	2012
.367	Jose Gomez	2016

RUNS SCORED

118	Eric Young Jr.	2009
118	Jeff Salazar	2004
113	Garrett Hampson	2017

HITS

187	Juan Pierre	1999
180	Neifi Perez	1996
180	Josh Fuentes	2018
177	Yonathan Daza	2017

DOUBLES

59	Brian Mundell	2016
47	Correlle Prime	2014
47	Christian Colonel	2007
46	(5) Players Tied	

TRIPLES

14	Chone Figgins	2000
14	Carlos Mendoza	2000
12	(7) Players Tied	

HOME RUNS

41	J.R. Phillips	1999
38	Joe Koshansky	2005
36	Phil Hiatt	2000

RBI

122	Nolan Arenado	2011
121	Joe Koshansky	2008
120	Andy Tracy	2004
115	Derrick Gibson	1995
115	Joe Koshansky	2005

STOLEN BASES

87	Eric Young Jr.	2006
81	Bernard Hutchinson	1997
73	Eric Young Jr.	2007
73	Everth Cabrera	2008

ERA (100 IP)

1.89	Bryan Rekar	1995
1.98	Tyler Anderson	2014
2.03	Jhoulys Chacin	2008
2.03	Mike Kusiewicz	1995

WINS

18	Jhoulys Chacin	2008
17	Keith Weiser	2007
17	Juan Acevedo	1994

STRIKEOUTS

217	Edwar Cabrera	2011
215	Josh Kalinowski	1998
214	Scott Shoemaker	1997
196	Jeff Francis	2004

APPEARANCES

65	Jim Miller	2011
64	Jim Miller	2005
63	Jentry Beckstead	2003
63	Matt Daley	2008

Lancaster JetHawks (High-A)



Frank Gonzales

Supervisor of Development

Frank Gonzales is in his seventh season with the Rockies, his second season as supervisor of development with High-A Lancaster ... was previously the manager of Rookie Level Grand Junction for two seasons (2016-17) ... managed Short-Season Boise in 2015, his first year as a manager ... spent the previous two years as Short-Season Tri-City's pitching coach ... the La Junta, Colo., native spent the majority of his eight-year professional career in the Detroit Tigers organization ... was the head baseball coach at Fort Collins (Colo.) High School for four years (2009-12) after coaching Colorado State University's club baseball team 1999-2005 ... he also played collegiately at Colorado State University ... he and his wife, Gina,

a firefighter with Loveland Fire Rescue Authority, have been married for 28 years ... they have two sons: Marco, a pitcher for the Seattle Mariners who married his wife, Monica in 2015, and Alex, a junior who plays baseball at Cal State Bakersfield.



Scott Little

Manager

Scott Little moves to High-A Lancaster as manager in 2019 ... spent the last two seasons as the manager for Short-Season Boise, after serving as the club's hitting coach in 2016, his first season in the Rockies organization ... previously served as an amateur scout for the Los Angeles Dodgers for seven years (2009-15) ... prior to scouting, Little spent 17 years in player development as an outfield coordinator and Major and Minor League field coordinator ... managed for 12 seasons in the Minor Leagues for the Pittsburgh Pirates (1992-2001), Los Angeles Dodgers (2002-05), Washington Nationals (2006-07) and Texas Rangers (2008), where he earned Texas League Manager of the Year ... he also led the Phoenix Desert Dogs

to the Arizona Fall League Championship in 2005 ... played professionally for eight seasons in the New York Mets and Pittsburgh Pirates organizations, making his Major League debut on July 27, 1989 as a member of the Pirates ... was originally drafted by the New York Mets in the seventh round of the 1984 First-Year Player Draft out of Mineral Junior College where he played both basketball and baseball ... lettered in both football and baseball at the University of Missouri and played in the 1981 Tangerine Bowl ... Scott and his wife Heidi have two children, Jacob and Jenna.



Dave Burba

Pitching Coach

Dave Burba's second season as pitching coach with Lancaster comes after previously serving two years with High-A Modesto 2013-14 ... spent the last three seasons as pitching coach for Double-A Hartford/New Britain (2015-17) ... also served as the pitching coach for Short-Season Tri-City 2011-12 ... made the transition to coaching with the Dust Devils in 2011 after 19 seasons as a pitcher in professional baseball, including 15 seasons in the Major Leagues with Seattle (1990-91), San Francisco (1992-95, 2004), Cincinnati (1995-97), Cleveland (1998-2001, 2002), Texas (2002) and Milwaukee (2003-04) ... Burba compiled a career record of 115-87 with a 4.49 ERA (1777.2 IP, 886 ER), 762 walks and 1,398 strikeouts

in 511 Major League appearances ... Burba owned a career 3-0 record in the postseason with a 2.14 ERA (21.0 IP, 5 ER) ... he graduated from Ohio State University and was drafted with the first pick in the second round by the Seattle Mariners in the 1987 First-Year Player Draft ... Dave and his wife Star have three children: daughter Madison and sons Dylan and Dawson.



Tom Sutaris

Hitting Coach

Tom Sutaris is in his second season as the hitting coach for High-A Lancaster, his second year in the Rockies organization ... was most recently the assistant baseball coach at the University of the Incarnate Word (2017) ... previously served as the special assistant for the University of Texas baseball team 2014-17 ... played professionally in the Frontier Baseball League 1993-96 for the Ohio Valley Redcoats ... also served as the hitting coach in 1995 and earned two All-Star team appearances (1993, 1996) ... a native of Toms River, N.J., Sutaris attended Lynn University where he received his bachelor's degree in elementary education in 1993 ... he and his wife Susan have two children, Mackenzie and Cody.

Asheville Tourists (Low-A)



Randy Ingle

Supervisor of Development

Randy Ingle moves to the Rockies organization in 2019 after spending 41 seasons in the Atlanta Braves system, most recently serving as the on-field advisor for the Minor League system in 2018 ... over his 40-year career with the Braves, Ingle spent 26 seasons as a manager, eight as a player and six as a coach ... the 2017 season marked his 26th as a Minor League manager, posting a 1,583-1,676 (.483) record over that span and winning three league championships in four championship appearances ... his managerial stints across the Braves farm system included stops in Rome (2006-10, 2012-13, 2015-17), Danville (2011 and 2014), Myrtle Beach (2002-05), Macon (1993 and 2001), Richmond (1999-2000), Greenville (1997-98), Durham (1996) and Pulaski (1990-92) ... in 2016, Ingle was the recipient of the Bobby Cox Manager of the Year award, his fifth time being honored (1996-97, 2011, 2014) ... in 2014, was inducted into the South Atlantic League Hall of Fame ... was drafted by Atlanta in the 14th round of the 1979 First-Year Player Draft and played for nine seasons in the Braves Minor League system ... Ingle and his wife Rebecca reside in Forest City, N.C., and have two children, Taylor and Meghan.



Robinson Cancel

Manager

Robinson Cancel is in his second season as manager of Low-A Asheville, his third year with the Rockies organization and sixth as a professional coach/manager ... was a coach with Short-Season Boise in 2017, his first season with the Rockies ... spent two seasons in the Atlanta Braves organization as the manager of Rookie Level Danville (2016) and the manager of the Gulf Coast League Braves (2015) ... originally drafted by Milwaukee in 1994, the catcher played parts of four Major League seasons with Milwaukee (1999), New York-NL (2008-09) and Houston (2011) ... in 2018, he also managed the Tomateros de Culiacan in the Mexicana del Pacifico winter league ... the Puerto Rican native resides in Orlando, Fla., with his wife Lizvette and their three children: Natashka, Camila and Brianna.



Mark Brewer

Pitching Coach

Mark Brewer returns to Low-A Asheville after previously working three seasons as Asheville's pitching coach 2014-16 ... spent the 2018 campaign with Double-A Hartford after serving as the pitching coach for Triple-A Albuquerque in 2017 ... in his first season, Asheville won the 2014 South Atlantic League Championship with a team ERA of 3.75 ... came to Colorado after serving as the pitching coach for Triple-A Buffalo in the New York Mets organization ... previous experience includes working in the systems for the Los Angeles Dodgers (1993-99, 2001-04), Texas Rangers (1999-2000), Kansas City Royals (2004-05), Pittsburgh Pirates (2008-09) and the Mets (2006-08, 2009-12) ... has over 18 years as a pitching coach in the Dominican Winter Leagues ... lives in Broken Arrow, Okla., with his wife Rosalba Reyna de Brewer and their four children: Nikki, Kasey, Andrew and Taussen.



Norberto "Paco" Martin

Hitting Coach

The 2019 season will be the third year for Norberto Martin with the Rockies organization as Asheville's hitting coach ... prior to joining the Rockies, he served as the hitting coach for Rookie Level Helena Brewers (2004, 2007-08) and was the infield coordinator in 2006 ... he was also a Grand Slam USA hitting and fielding instructor in 2006 ... was previously an instructor at the Academy of Pro-Players in Garfield, N.J. (2002-03) ... Paco and his wife Judith have three children: Nicolle, Michelle and Norberto Martin Jr.

Boise Hawks (Short-Season A)



Fred Ocasio

Supervisor of Development

In his 23rd year with the Rockies, Fred Ocasio moves to the role as supervisor of development for Short-Season Boise ... previously spent four seasons as manager of High-A Lancaster/Modesto (2015-18) ... also worked two seasons (2013-14) as the manager of Low-A Asheville ... in 2014, he guided the Tourists to an 89-49 record as the South Atlantic League Champions ... he spent the previous seven seasons as the manager for the Short-Season Tri-City Dust Devils (2006-12) ... in his seven seasons with the Dust Devils, Ocasio guided the club to a 264-268 (.496) overall record and took them to three Northwest League Championships, most recently in 2011, after the team went 44-32 in regular season play ... in 2009, he led the Dust Devils to the Northwest League Championship Series, winning the East Division with a 47-29 record ... the 47-29 mark represents the best record in Tri-City history ... prior to his managerial stint, Ocasio spent five seasons as the hitting coach for the Dust Devils (2001-05) ... he joined the coaching ranks with the Rookie Level Tucson Rockies in 1998, a team that went 42-14 en route to a championship ... after two years, he moved to High-A Salem in 2000 before settling at Tri-City in 2001 ... the former infielder specializes in infield instruction for the farm system and, as a bilingual speaker, is a valuable teacher for Latin American players ... Ocasio played for the Rockies organization from 1994-95 at Low-A Asheville ... he hit .308 in 14 games during the 1995 season and .320 in 41 contests in 1994 ... is a 1996 graduate of Oklahoma State University with a degree in education ... he and his wife Alba have four sons: Leonardo, Angel, Lucas and Liam.



Steve Soliz

Manager

Steve Soliz enters his first season in the Rockies organization as the manager of Short-Season Boise ... spent the last 15 seasons with the Angels organization, most recently with the Major League team, serving as the catching and information coach for the last three seasons ... was the Angels bullpen catcher for eight seasons (2003-10) ... originally selected by the Cleveland Indians in the 13th round of 1993 First-Year Player Draft ... was signed by the San Diego Padres on Nov. 22, 1999 ... spent eight professional seasons as a catcher with Cleveland (1993-99) and San Diego (2000-01) ... compiled a .236 batting average (345-for-1463) with 168 runs scored, 62 doubles, three triples, 13 home runs and 144 RBI in 473 Minor League games ... was catcher in the 1998 Triple-A World Series ... Steven Soliz Jr. and his wife Heather have one daughter, Charlotte, and reside in San Juan Capistrano, Calif., during the offseason.



Ryan Kibler

Pitching Coach

Ryan Kibler is in his first season as the pitching coach for Boise, after spending two seasons as the pitching coach with Low-A Asheville (2017-18) ... also served as the pitching coach for Rookie Level Grand Junction for the previous five seasons (2012-16) ... originally joined the Grand Junction Rockies in 2012 after the club moved from Casper, Wyo. ... guided the Rockies to the fewest walks in the Pioneer League in 2014 (199), becoming the first staff since 2009 to walk fewer than 200 batters ... Kibler, 38, was drafted by Colorado in the second round of the 1999 First-Year Player Draft and spent his entire six-year playing career in the Rockies organization, missed two seasons due to injury ... the right-handed Minor League record of 37-30 with a 3.64 ERA (566.2 IP, 229 ER) in 95 games from Rookie Level to Double-A.



Cesar Galvez

Coach

Cesar Galvez returns for his second year as a coach for Short-Season Boise, after spending seven years in the Rockies organization as a player (2010-16) ... was signed as a non-drafted international free agent on Feb. 23, 2010 ... the second baseman spent his final season as a player in 2016 ... across three levels of play that year, he batted .339 (18-for-55) with 10 RBI ... in the offseason, Galvez resides in his hometown of San Pedro de Macoris, Dominican Republic.

Grand Junction Rockies (Rookie)



Andy Gonzalez

Supervisor of Development

Andy Gonzalez enters his fifth season with the Rockies organization, his third as the supervisor of development for Grand Junction ... spent 2016 as the manager of Short-Season Boise and served as Boise's hitting coach in 2015, his first season of professional coaching ... was originally selected by the Chicago White Sox in the fifth round of the 2001 First-Year Player Draft out of Florida Air Academy High School and went on to play professionally for 13 seasons ... the Rio Piedras, P.R. native played in parts of three Major League seasons with the White Sox (2007), Indians (2008) and Marlins (2009) ... a former infielder, he last played in affiliated ball with Double-A Reading (Philadelphia) in 2013 ... Andy is married to Damaris Rivera and they have two daughters, Danaelis and Abigail.



Jake Opitz

Manager

Jake Opitz enters his third season with the Rockies organization, his second in a managerial position ... spent the 2017 season as a coach for Double-A Hartford ... he began his coaching career in 2016 as a coach for the independent Atlantic League South Maryland Bluecrabs ... Opitz attended Heritage High School in Littleton, Colo., where he graduated in 2004 ... went on to play baseball at the University of Nebraska and was drafted by the Cubs in the 12th round of the 2008 First-Year Player Draft ... played parts of five seasons in the Cubs and Phillies Minor League systems, before continuing his playing career in the Venezuela Winter League for the Magallanes and in the Atlantic League for the South Maryland Bluecrabs, where he was named the MVP in 2014 ... he resides in Centennial, Colo., during the offseason.



Blaine Beatty

Pitching Coach

Blaine Beatty enters his first season in the Rockies organization as pitching coach for the Grand Junction Rockies ... previously spent 13 seasons with the Baltimore Orioles organization, most recently serving as the pitching coach for High-A Frederick Keys, his third stint with the affiliate (2006-08, 2010-12 and 2018) ... before joining the Orioles, Beatty spent three seasons in the New York Mets organization (2003-05) and five seasons as a pitching coach in the Pittsburgh Pirates organization (1998-2002) ... was originally drafted by the Orioles in the ninth round of the 1986 First-Year Player Draft and spent 12 seasons in the Minor Leagues, going 121-69 with a 3.26 ERA in 296 games ... named Texas League Pitcher of the Year in 1988 with Double-A Jackson ... made his Major League debut in 1989 with the Mets and appeared in seven Major League games from 1989-91 ... Blaine and his wife Mia reside in Goliad, Texas with their son, Blaine.



Zach Osborne

Hitting Coach

Zach Osborne enters his second year as the hitting coach for Grand Junction after spending five years in the Rockies Minor League system as a player ... signed as a Minor League free agent on June 10, 2012 and reached as high as Double-A, batting .252 (49-for-206) in 329 career games across six teams ... born in Louisville, Ky., Osborne attended Pleasure Ridge Park High School in his hometown, which won the state title in 2008 ... went on to attend the University of Tennessee, playing for four years.

Dominican Summer League Rockies Staff



Edison Lora

Latin America Field Coordinator

Edison Lora is in his 21st season with the organization and his 12th season as the Latin America field coordinator ... previously worked as the DSL pitching coach 1999-2006 ... was also a Minor League pitcher with the Rockies organization 1995-97 ... a recipient of the P.J. Carey Player Development Award in 2016, reflecting his deep involvement in the development of many former Rockies Major League players, including Ubaldo Jiménez, Jhoulys Chacín and Juan Nicasio, among others ... Lora currently resides in Santo Domingo and has been married to his wife Deyanira Garcia for 18 years ... together they have three children: Sofia Esperanza, Leonor Marie and Sergio Jesus.



Josh Rosenthal

Supervisor - Cultural Development

Josh Rosenthal is in his eighth season with the Rockies, his fourth year as the supervisor of cultural development ... duties include, but are not limited to, overseeing all educational programs in both Latin America and the United States, at all Minor League affiliates ... oversees the Rockies' U.S. visa programs ... Rosenthal began his work as an educator in 2004 with the Peace Corps in Guatemala ... the Cal Poly graduate has a master's degree in education from Brandman University, where he is currently pursuing his education doctorate in organizational leadership.



Angel Amparo

Cultural Development Coordinator

Angel Amparo has been with the Rockies as the cultural development coordinator the past six seasons ... with Josh Rosenthal, Amparo oversees the educational curriculum and professional development of all Latin players at the Minor League level, which includes teaching work ethic, leadership, teamwork, problem solving, critical thinking and emotional intelligence, as well as a high school equivalency program ... Amparo is a graduate of Boston University, where he earned his master's degree in systems engineering in 2002 ... prior to joining the Rockies, he worked as a university professor for a local college in the Dominican Republic ... currently resides in Santo Domingo with his wife Oriana and their son Anario.



Ana Espinal

Complex Administrator

Ana Espinal is in her 15th season with the Rockies, her sixth year as the Dominican complex coordinator ... previously, she served as the administrative assistant (2004-13) ... assists in all aspects of the department and is responsible for numerous duties, such as budgets, visas, personnel and travel arrangements.... a 2002 graduate of the Dominican University O & M, where she earned her master's degree in business administration, Espinal currently resides in Santo Domingo with her husband Victor and their son Edwin.

ROCKIES HISTORY IN THE DSL

Years	Home Ballpark Location
1993-1996	San Pedro de Macoris
1997	Sabana Perdida, Santo Domingo
1998-1999	Cibao
2000-Present	Boca Chica

Dominican Summer League Rockies (Rookie)



Mauricio Gonzalez

Manager

This is the 20th season for Mauricio Gonzalez with the Rockies as the manager for the Rockies' Dominican Summer League Team ... in addition to being the manager, he also oversees all aspects of infield work and fundamentals ... Gonzalez originally signed with the Oakland Athletics in 1989, then played for the Rockies from 1992-95 before finishing his Minor League career with the Cleveland Indians ... his Minor League career spanned five years, reaching the Triple-A level ... he also played professional international baseball in Taiwan and Italy (1996-97) ... currently resides in Santo Domingo with his wife Deirdree and his four children: Jacob, Magdaliz, Aknaysha and Abigail.



Eugenio Jose

Hitting Coach

Eugenio Jose is in his 14th season with the Rockies as a hitting coach for the Dominican Summer League Rockies ... in addition to his hitting coach duties, he also works in various areas of player development ... a former professional player who originally signed with the Rockies in 1999, Jose played within the Rockies Minor League farm system for three years ... Jose is also a Christian pastor for the Asambleas de Dios La Senda Antigua ... resides in San Pedro de Macoris with his wife Dr. Kenia Liguison and his three children: Genesis, Isaías and Nakyjocabed.



Florentino Nuñez

Coach

Florentino Nuñez is in his 12th season with the Rockies as a coach for the Dominican Summer League Rockies ... he works in all areas of defense, baserunning and hitting ... a former Colorado Rockies Minor League player 2001-06, Nuñez played every position in the infield and outfield, reaching the Short-Season level ... resides in Santo Domingo with his wife Perseida and his two children, Elvis Jr. and Yunnily.

DOMINICAN SUMMER LEAGUE YEAR-BY-YEAR RESULTS (SINCE 2006)

YEAR	W	L	PCT	GAMES	FINISH
2018*	22	50	.306	72	Seventh
2017	36	35	.507	71	Third
2016	51	20	.718	71	First
2015	33	39	.458	72	Sixth
2014	35	35	.500	70	Sixth
2013	32	39	.451	71	Sixth
2012	42	28	.600	70	Second
2011	43	28	.606	71	Third
2010	37	35	.514	72	Fourth
2009	36	35	.507	71	Seventh
2008	32	38	.457	70	Seventh
2007	37	33	.529	70	Fifth
2006	36	36	.500	72	Sixth

*First year with two DSL teams. This reflects only the DSL Rockies' record.

Dominican Summer League Colorado (Rookie)



Julio Campos

Manager/Area Scouting Supervisor - Puerto Rico

Julio Campos is in his second season as manager for the Dominican Summer League Colorado team and his eighth year with the Colorado Rockies ... also serves as an area scout in Puerto Rico and, in 2013, began assisting the Dominican player development staff in various areas ... prior to working for the Rockies, Campos worked for the MLB Puerto Rico Baseball Academy as an infield instructor (2002-12) ... Campos also spent time working as a school teacher from 2008-11 ... Campos attended Indian Hills Community College before being drafted from Missouri Baptist College in 2000 by the Philadelphia Phillies ... in 2007, he was elected to the Missouri Baptist University Hall of Fame ... in 2018, Campos was awarded DSL Manager of the Year after leading his team to a league-best 53-19 record, making an appearance in the playoffs in his first season as manager ... Julio currently resides in Puerto Rico with his wife Omayra, son Juliomar and daughter Camille.



Michael Ramirez

Coach

Michael Ramirez is a coach in his second season for the second Dominican Summer League team ... a former Colorado Rockies Minor League catcher 2007-14, Ramirez played in every Minor League level all the way up to Triple-A ... from 2016-17, Ramirez worked as Albuquerque's bullpen catcher ... in 2018, his first season as coach, he helped lead the DSL Colorado team to the playoffs after posting a league-best 53-19 record ... Ramirez currently resides in his hometown of San Felipe, Venezuela, with his wife Arianny Ruiz and their daughter Ariangel Ramirez.



Helmis Rodriguez

Pitching Coach

Helmis Rodriguez is in his second season as a pitching coach for the Colorado Rockies organization ... prior to his current role, Rodriguez was a professional pitcher who originally signed with the Rockies as an amateur free agent at the age of 16 ... his Minor League career spanned from 2011-17, having played in Grand Junction, Tri-City, Asheville, Modesto and High-A in Lancaster ... in 2018, his first season as coach, he helped lead the DSL Colorado team to the playoffs after posting a league-best 53-19 record ... Helmis currently resides in Coloncito, Venezuela, a small town just 45 minutes outside of his hometown of Colon, Venezuela ... he and his wife Genesis have a daughter, Hellen.

ROCKIES MINOR LEAGUE AFFILIATE HISTORY

Triple-A	Colorado Springs (1993-2014), Albuquerque (2015-present)
Double-A	New Haven (1994-98), Carolina (1999-2002), Tulsa (2003-2014), New Britain (2015), Hartford (2016-present)
High-A	Central Valley (1993-94), Salem (1995-2002), Visalia (2003-04), Modesto (2005-16), Lancaster (2017-present)
Low-A	Asheville (1994-present)
Short-Season A	Bend (1992*-94), Portland (1995-2000), Tri-City (2001-14), Boise (2015-present)
Rookie	Mesa/Arizona League (1993), Chandler/Arizona League (1994-97), Tucson/Arizona League (1998-2000), Casper (2001-11), Grand Junction (2012-present)
DSL Academy	DSL Rockies (1997-present), DSL Colorado (2018-present)

**In 1992, as the Rockies were just beginning to build their Minor League system, Bend was the only club made up entirely of Rockies organizational players. Other Rockies got playing time that season on other clubs' Minor League affiliates: Minnesota's Visalia team in the Cal League, Chicago Cubs' Mesa team in the Arizona League, and Kansas City's and Chicago Cubs' teams in the Dominican Republic.*

2019 Colorado Rockies Minor League Bios

Abreu, Willie

Outfielder

HT: 6-4 WT: 225 B/T: L/L Hometown: Hialeah, Fla. School: Miami

Born: March 21, 1995 in Hialeah, Fla.

Obtained: Selected in the sixth round of the 2016 First-Year Player Draft.
2018: Appeared in 65 games with High-A Lancaster, 63 in the first half of the season ... also appeared in 10 games with Short-Season Boise in August on a rehab stint ... recorded his first career multi-home run game in the first game of the season, April 5 vs. Modesto ... **2017:** Named a Post-Season All-Star at Low-A Asheville ... finished third in the South Atlantic League with 135 hits, second with 40 stolen bases, tied for fourth with 73 runs, fourth with 78 RBI and fifth with 32 doubles ... **2016:** Appeared in 56 games with Short-Season Boise in his first professional season, including 50 starts in right field ... 43 RBI were second-most on the club and tied for fourth-most in the Northwest League ... **PERSONAL:** Originally drafted in the 14th round of the 2013 First-Year Player Draft by the Cincinnati Reds.

Year	Team	AVG	G	AB	R	H	2B	3B	HR	RBI	SAC	SF	HBP	BB	IBB	SO	SB	CS	GDP	OBP	SLG
2016	Boise	.235	56	213	36	50	12	2	6	43	1	4	3	25	2	59	8	3	2	.318	.394
2017	Asheville	.283	119	477	73	135	32	6	14	78	4	3	2	26	0	93	40	9	11	.321	.463
2018	Boise	.162	10	37	3	6	2	0	0	3	1	0	0	3	0	9	2	0	1	.225	.216
	Lancaster	.266	65	252	41	67	12	2	7	27	4	0	1	20	0	62	19	9	5	.322	.413
Minor League Totals		.264	250	979	153	258	58	10	27	151	10	7	6	74	2	223	69	21	19	.317	.426

Agis, Michael

Right-Handed Pitcher

HT: 5-11 WT: 190 B/T: R/R Hometown: San Antonio, Texas School: Florida International

Born: Sept. 6, 1994 in San Antonio, Texas

Obtained: Selected in the 36th round of the 2017 First-Year Player Draft.
2018: Made one appearance with Low-A Asheville to begin the season before finishing the season with Rookie Level Grand Junction ... his six wins were tied for the most on the club, the most by a reliever ... 39.2 innings pitched and 39 strikeouts with Grand Junction the most on the club by a reliever ... **2017:** Made 19 relief appearances for Rookie Level Grand Junction in his first professional season ... was named a Pioneer League Mid-Season All-Star after going 1-1 with a 2.08 ERA (17.1 IP, 4 ER) in 13 first-half appearances.

Year	Team	W	L	ERA	G	GS	CG	SHO	GF	SV	IP	H	R	ER	HR	HB	BB	IBB	SO	WP	BK
2017	Grand Junction	1	2	3.55	19	0	0	0	7	0	25.1	28	17	10	4	1	4	0	29	3	0
2018	Grand Junction	6	5	3.18	25	0	0	0	4	2	39.2	46	21	14	1	1	12	0	39	2	0
	Asheville	0	0	0.00	1	0	0	0	1	0	1.0	0	0	0	0	0	0	0	0	0	0
Minor League Totals		7	2	3.27	45	0	0	0	12	0	66.0	74	38	24	5	2	16	0	68	5	0

Alaniz, Bernie

Catcher/Infielder

HT: 6-0 WT: 185 B/T: R/R Hometown: Tuxpan, Mexico School: N/A

Born: Oct. 20, 1999 in Tuxpan, Mexico

Obtained: Signed as a non-drafted international free agent, Oct. 11, 2016.
2018: Named a Mid-Season All-Star in the Dominican Summer League ... led DSL Colorado with a .485 slugging percentage ... split time between catcher and first base for the second consecutive season ... **2017:** Appeared in 45 games with the DSL Rockies in his first professional season ... made 27 starts at catcher and 14 starts at first base.

Year	Team	AVG	G	AB	R	H	2B	3B	HR	RBI	SAC	SF	HBP	BB	IBB	SO	SB	CS	GDP	OBP	SLG
2017	DSL Rockies	.239	45	134	17	32	5	1	1	17	3	1	11	16	0	35	1	5	1	.364	.313
2018	DSL Colorado	.311	32	103	12	32	6	0	4	20	0	2	8	11	0	15	3	3	1	.411	.485
Minor League Totals		.270	77	237	29	64	11	1	5	37	3	3	19	27	0	50	4	8	2	.385	.388

Alcantara, Jhosua

Right-Handed Pitcher

HT: 6-6 WT: 200 B/T: R/R Hometown: Santo Domingo, D.R. School: N/A

Born: Sept. 30, 1997 in Santo Domingo, D.R.

Obtained: Signed as a non-drafted international free agent, Jan. 29, 2016.
2018: Did not make an appearance ... **2017:** Made four relief appearances for the DSL Rockies, all coming from June 5-14 ... **2016:** Made 21 relief appearances for the Dominican Summer League Rockies in his first professional season ... allowed a run in four of his 21 appearances, including multiple runs in all four ... held opponents to a .179 batting average.

Year	Team	W	L	ERA	G	GS	CG	SHO	GF	SV	IP	H	R	ER	HR	HB	BB	IBB	SO	WP	BK
2016	DSL Rockies	2	1	2.42	21	0	0	0	4	0	22.1	14	11	6	1	7	8	0	20	2	0
2017	DSL Rockies	0	0	3.60	4	0	0	0	3	1	5.0	4	3	2	0	0	0	0	7	4	0
2018	Did not pitch	-	-	-	-	-	-	-	-	-	-	-	-	-	-	-	-	-	-	-	-
Minor League Totals		2	1	2.63	25	0	0	0	7	1	27.1	18	14	8	1	7	8	0	27	6	0

Amarista, Anderson

HT: 6-1 WT: 185

B/T: R/R

Right-Handed Pitcher

Hometown: Carupano, Venezuela

School: N/A

Born: Sept. 15, 1998 in Carupano, Venezuela

Obtained: Signed as a non-drafted international free agent, July 19, 2015.

2018: Made a combined 14 appearances, 12 starts, between DSL Colorado and the DSL Rockies, going 7-5 with a 3.06 ERA (79.1 IP, 27 ER), 14 walks and 27 strikeouts ... allowed two or fewer runs in nine of his 14 appearances ... 2017: Made three starts for the DSL Rockies before being promoted to Rookie Level Grand Junction in June ... went a combined 5-4 with a 7.57 ERA (71.1 IP, 60 ER), 29 walks and 52 strikeouts ... 2016: Made 10 starts and three relief appearances for the DSL Rockies in his first professional season ... was 1-3 with a 3.32 ERA (38.0 IP, 14 ER) in 10 starts, 2-0 with a 4.50 ERA (8.0 IP, 4 ER) as a reliever.

Year	Team	W	L	ERA	G	GS	CG	SHO	GF	SV	IP	H	R	ER	HR	HB	BB	IBB	SO	WP	BK
2016	DSL Rockies	3	3	3.52	13	10	0	0	0	0	46.0	40	20	18	4	5	16	0	46	10	0
2017	DSL Rockies	1	1	5.28	3	3	0	0	0	0	15.1	19	10	9	0	2	5	0	14	2	0
	Grand Junction	4	3	8.20	12	12	0	0	0	0	56.0	73	55	51	12	10	24	0	38	1	0
2018	DSL Rockies	4	5	3.64	10	8	0	0	1	0	54.1	56	35	22	2	7	12	0	52	4	0
	DSL Colorado	3	0	1.80	4	4	0	0	0	0	25.0	22	8	5	2	2	2	0	24	1	0
Minor League Totals		15	12	4.81	42	37	0	0	1	0	196.2	210	128	105	20	26	49	0	174	18	0

Amoroso, Luis

HT: 6-1 WT: 192

B/T: R/R

Right-Handed Pitcher

Hometown: Valencia, Venezuela

School: N/A

Born: Dec. 12, 1999 in Valencia, Venezuela

Obtained: Signed as a non-drafted international free agent, Dec. 5, 2017

2018: Made 19 relief appearances for DSL Colorado in his first professional season ... his five wins were the most on the club by a reliever.

Year	Team	W	L	ERA	G	GS	CG	SHO	GF	SV	IP	H	R	ER	HR	HB	BB	IBB	SO	WP	BK
2018	DSL Colorado	5	2	4.38	19	0	0	0	2	0	39.0	38	24	19	3	4	16	0	29	7	0
Minor League Totals		5	2	4.38	19	0	0	0	2	0	39.0	38	24	19	3	4	16	0	29	7	0

Anderson, Cole

HT: 5-11 WT: 190

B/T: R/R

Outfielder

Hometown: Wellington, Colo.

School: Rocky Mountain HS

Born: Feb. 7, 1997 in Wellington, Colo.

Obtained: Selected in the 10th round of the 2015 First-Year Player Draft.

2018: Appeared in 40 games with Short-Season Boise ... hit all five of his home runs from July 6-Aug. 18 ... 2017: Appeared in 18 games with Low-A Asheville before being transferred to Short-Season Boise for the remainder of the season ... batted .289 (33-for-114) over his final 32 games with Boise ... 2016: Appeared in 52 games in his second consecutive season with Rookie Level Grand Junction ... made 44 starts in left field ... 2015: Started 34 games in left field for Rookie Level Grand Junction in his first professional season ... six home runs ranked tied for fourth on the club ... first hit was a home run in Grand Junction's home opener ... PERSONAL: Drafted out of Rocky Mountain High School in Fort Collins, Colo. ... is the first Fort Collins native to turn professional out of high school ... had signed to play with the University of New Mexico ... led Class 5A with seven home runs his senior season at Rocky Mountain, earning All-American and All-State honors ... hit .494 his junior season as Rocky Mountain won the 5A title.

Year	Team	AVG	G	AB	R	H	2B	3B	HR	RBI	SAC	SF	HBP	BB	IBB	SO	SB	CS	GDP	OBP	SLG
2015	Grand Junction	.248	43	149	27	37	5	2	6	14	1	0	3	11	0	59	4	3	1	.313	.430
2016	Grand Junction	.222	52	185	30	41	7	2	3	12	1	0	2	20	1	90	9	4	2	.304	.330
2017	Asheville	.207	18	58	8	12	4	0	1	4	0	1	2	6	0	32	5	2	0	.299	.328
	Boise	.249	59	209	26	52	6	3	0	14	1	2	4	22	0	66	9	10	3	.329	.306
2018	Boise	.193	40	145	20	28	5	1	5	13	0	1	1	9	0	70	1	2	1	.244	.345
Minor League Totals		.228	212	746	111	170	27	8	15	57	3	4	12	68	1	317	28	21	7	.301	.346

Ausua, Miguel

HT: 6-0 WT: 180

B/T: L/L

Left-Handed Pitcher

Hometown: Penuelas, Puerto Rico

School: Oral Roberts

Born: July 15, 1996 in Penuelas, Puerto Rico

Obtained: Selected in the 29th round of the 2018 First-Year Player Draft

2018: Made eight starts and eight relief appearances with Short-Season Boise in his first professional season ... went 0-3 with a 6.91 ERA (27.1 IP, 21 ER) as a starter, 0-0 with a 4.15 ERA (13.0 IP, 6 ER) as a reliever.

Year	Team	W	L	ERA	G	GS	CG	SHO	GF	SV	IP	H	R	ER	HR	HB	BB	IBB	SO	WP	BK
2018	Boise	0	3	6.02	16	8	0	0	1	0	40.1	54	37	27	4	4	12	0	26	2	0
Minor League Totals		0	3	6.02	16	8	0	0	1	0	40.1	54	37	27	4	4	12	0	26	2	0

Azor, Victor

HT: 6-2 WT: 180

B/T: R/R

Right-Handed Pitcher

Hometown: Samana, Dominican Republic

School: N/A

Born: Nov. 11, 200 in Samana, Dominican Republic

Obtained: Signed as a non-drafted international free agent, May 22, 2018

2018: Made eight relief appearances and five starts in his first season ... season-high 5.1 shutout innings Aug. 8 vs. DSL New York.

Year	Team	W	L	ERA	G	GS	CG	SHO	GF	SV	IP	H	R	ER	HR	HB	BB	IBB	SO	WP	BK
2018	DSL Rockies	1	3	7.58	13	5	0	0	1	0	29.2	39	29	25	2	0	23	0	23	12	3
Minor League Totals		1	3	7.58	13	5	0	0	1	0	29.2	39	29	25	2	0	23	0	23	12	3

Baptista, Jesus

Infielder

HT: 6-0 WT: 160

B/T: L/R

Hometown: Los Teques, Ven.

Born: Jan. 12, 1999 in Los Teques, Ven.

School: N/A

Obtained: Signed as a non-drafted international free agent, Sept. 9, 2016.

2018: Started a majority of his games at first base ... ranked fourth on the club with a .374 OBP and tied for second with 16 stolen bases ... 2017: Appeared in 45 games with the DSL Rockies in his first professional season ... started 20 games at third base, 15 games at second base and one game at first base ... 2016: Signed for the 2017 season.

Year	Team	AVG	G	AB	R	H	2B	3B	HR	RBI	SAC	SF	HBP	BB	IBB	SO	SB	CS	GIDP	OBP	SLG
2017	DSL Rockies	.234	45	128	18	30	2	0	0	6	3	0	6	14	0	19	6	3	4	.338	.250
2018	DSL Rockies	.287	53	181	26	52	6	1	0	21	4	0	3	22	0	25	16	4	6	.374	.331
Minor League Totals		.265	98	309	44	82	8	1	0	27	7	0	9	36	0	44	22	7	10	.359	.298

Barnwell, Jacob

Catcher

HT: 5-10 WT: 170

B/T: R/R

Hometown: Ashland, Ky.

Born: Aug. 8, 1997 in Catlettsburg, Ky.

School: Ohio State

Obtained: Selected in the 22nd round of the 2018 First-Year Player Draft.

2018: Appeared in 12 games, including nine starts at catcher, in his first professional season.

Year	Team	AVG	G	AB	R	H	2B	3B	HR	RBI	SAC	SF	HBP	BB	IBB	SO	SB	CS	GIDP	OBP	SLG
2018	Grand Junction	.143	12	42	2	6	1	0	0	1	0	0	1	4	0	9	1	0	2	.234	.167
Minor League Totals		.143	12	42	2	6	1	0	0	1	0	0	1	4	0	9	1	0	2	.234	.167

Bednar, Brandon

Infielder

HT: 6-4 WT: 195

B/T: R/R

Hometown: Stuart, Fla.

Born: March 21, 1992 in Stuart, Fla.

School: Florida Gulf Coast

Obtained: Signed as a Minor League free agent, June 21, 2018.

2018: Appeared in 55 games with Double-A Hartford after signing a Minor League contract on June 21 ... appeared in 31 games with Double-A Reading in the Philadelphia organization prior to being released ... between the two, recorded a career-high seven home runs and .426 slugging percentage ... 2017: Spent the season with Double-A Richmond in the San Francisco organization ... 24 doubles was a career-high ... 2016: Split time between Richmond and High-A San Jose, appearing in a career-high 123 games ... 2015: Spent the season with High-A San Jose, starting 13 or more games at every infield position ... 2014: Split the season between San Jose and Low-A Augusta, setting a career-high with 127 hits ... 2013: Spent a majority of the season with Short-Season Salem-Keizer in his first professional season ... **PERSONAL:** Originally selected by the San Francisco Giants in the seventh round of the 2013 First-Year Player Draft.

Year	Team	AVG	G	AB	R	H	2B	3B	HR	RBI	SAC	SF	HBP	BB	IBB	SO	SB	CS	GIDP	OBP	SLG
2013	AZL Giants	.000	1	2	0	0	0	0	0	0	0	0	1	1	0	0	0	0	0	.500	.000
	Salem-Keizer	.272	50	202	36	55	9	0	6	34	3	2	5	14	0	28	11	3	5	.332	.406
2014	Augusta	.275	74	291	38	80	9	2	1	24	1	3	4	14	0	51	8	6	9	.314	.330
	San Jose	.241	48	195	23	47	7	0	5	16	0	1	4	12	1	27	3	3	4	.297	.354
2015	San Jose	.237	100	346	39	82	18	2	3	34	5	2	5	15	1	54	3	4	13	.277	.327
2016	San Jose	.284	59	218	22	62	3	1	4	30	3	4	6	8	0	46	4	1	5	.322	.362
	Richmond	.286	64	224	32	64	11	1	2	31	0	2	3	8	0	40	4	4	8	.316	.371
2017	Richmond	.280	117	411	54	115	24	1	1	34	3	4	4	26	0	63	2	2	11	.326	.350
2018	Reading	.273	31	99	8	27	10	1	2	14	0	1	0	2	0	19	0	1	7	.284	.455
	Hartford	.283	55	173	20	49	5	1	5	15	0	1	3	14	0	35	2	1	5	.346	.410
Minor League Totals		.269	599	2161	272	581	96	9	29	232	15	20	35	114	2	363	37	25	67	.313	.362

Berberet, Reese

Infielder

HT: 6-3 WT: 225

B/T: R/R

Hometown: Fallbrook, Calif.

Born: Nov. 1, 1997 in Fallbrook, Calif.

School: Long Beach City College

Obtained: Selected in the 17th round of the 2018 First-Year Player Draft.

2018: Started 26 games at third base and 13 games at first base for Rookie Level Grand Junction in his first professional season ... his 11 home runs were tied for the most on the club and tied for the fourth-most in the Pioneer League.

Year	Team	AVG	G	AB	R	H	2B	3B	HR	RBI	SAC	SF	HBP	BB	IBB	SO	SB	CS	GIDP	OBP	SLG
2018	Grand Junction	.228	51	180	29	41	7	3	11	34	0	2	4	14	1	70	3	1	0	.295	.483
Minor League Totals		.228	51	180	29	41	7	3	11	34	0	2	4	14	1	70	3	1	0	.295	.483

Bernard, Austin

Catcher

HT: 5-10 WT: 195

B/T: S/R

Hometown: Anaheim, Calif.

Born: March 14, 1996 in Anaheim, Calif.

School: Pepperdine

Obtained: Selected in the 10th round of the 2017 First-Year Player Draft.

2018: Was the primary catcher for Low-A Asheville, starting 58 games behind the dish for the Tourists ... 2017: Started 29 games at catcher in his first professional season ... hit two of his three home runs in his final four games of the season ... recorded a 46% caught stealing percentage (24-for-52).

Year	Team	AVG	G	AB	R	H	2B	3B	HR	RBI	SAC	SF	HBP	BB	IBB	SO	SB	CS	GIDP	OBP	SLG
2017	Boise	.231	34	121	17	28	8	0	3	16	0	2	1	14	0	39	0	0	0	.312	.372
2018	Asheville	.185	58	184	28	34	7	1	5	13	4	0	5	21	0	58	1	2	4	.286	.315
Minor League Totals		.203	92	305	45	62	15	1	8	29	4	2	6	35	0	97	1	2	4	.296	.338

Bido, Anderson

HT: 6-3 WT: 184

B/T: R/R

Right-Handed Pitcher

Hometown: Las Matas de Farfan, D.R.

School: N/A

Born: May 7, 1999 in Las Matas de Farfan, D.R.

Obtained: Signed as a non-drafted international free agent, April 25, 2017.

2018: Made two starts for DSL Colorado before being placed on the disabled list July 16 ... 2017: Started 10 games for the DSL Rockies in his first professional season, the third-most starts on the club.

Year	Team	W	L	ERA	G	GS	CG	SHO	GF	SV	IP	H	R	ER	HR	HB	BB	IBB	SO	WP	BK
2017	DSL Rockies	2	1	2.85	10	10	0	0	0	0	41.0	41	22	13	2	5	9	0	39	8	0
2018	DSL Colorado	1	1	3.48	2	2	0	0	0	0	10.1	8	4	4	0	1	2	0	10	0	0
Minor League Totals		3	2	2.98	12	12	0	0	0	0	51.1	49	26	17	2	6	11	0	49	8	0

Biechler, Reagan

HT: 6-1 WT: 195

B/T: L/L

Left-Handed Pitcher

Hometown: Colorado Springs, Colo.

School: Wichita State

Born: Nov. 9, 1994 in Colorado Springs, Colo.

Obtained: Selected in the 31st round of the 2017 First-Year Player Draft.

2018: Named a Mid-Season All-Star with Rookie Level Grand Junction after posting a 2.57 ERA (21.0 IP, 6 ER) in 14 relief appearances prior to the All-Star Break ... did not allow a run in four appearances with Short-Season Boise Aug. 17-24 ... 2017: Appeared in six games out of the bullpen for Rookie Level Grand Junction in his first professional season.

Year	Team	W	L	ERA	G	GS	CG	SHO	GF	SV	IP	H	R	ER	HR	HB	BB	IBB	SO	WP	BK
2017	Grand Junction	0	1	6.30	6	0	0	0	2	0	10.0	9	9	7	5	0	2	0	10	2	0
2018	Grand Junction	2	0	3.38	18	0	0	0	7	1	26.2	16	10	8	2	2	7	0	25	2	0
	Boise	0	0	0.00	4	0	0	0	0	0	4.1	4	0	0	0	0	1	0	3	0	0
Minor League Totals		2	1	3.29	28	0	0	0	9	1	41.0	29	19	15	7	2	10	0	38	4	0

Bird, Jacob

HT: 6-3 WT: 200

B/T: R/R

Right-Handed Pitcher

Hometown: Valencia, Calif.

School: UCLA

Born: Dec. 4, 1995 in Newhall, Calif.

Obtained: Selected in the fifth round of the 2018 First-Year Player Draft.

2018: Made 17 relief appearances for Rookie Level Grand Junction in his first season ... went 4-0 with a 1.23 ERA (14.2 IP, 2 ER) in his first nine appearances prior to the All-Star Break.

Year	Team	W	L	ERA	G	GS	CG	SHO	GF	SV	IP	H	R	ER	HR	HB	BB	IBB	SO	WP	BK
2018	Grand Junction	4	1	3.38	17	0	0	0	0	0	26.2	20	17	10	2	4	12	0	39	3	0
Minor League Totals		4	1	3.38	17	0	0	0	0	0	26.2	20	17	10	2	4	12	0	39	3	0

Blanco, Diego

HT: 6-2 WT: 165

B/T: R/R

Right-Handed Pitcher

Hometown: Caracas, Ven.

School: N/A

Born: Sept. 14, 1999 in Caracas, Ven.

Obtained: Signed as a non-drafted international free agent, July 2, 2016

2018: Tossed 44.2 innings out of the bullpen for DSL Colorado, the most relief innings on the club ... 2017: Made 17 relief appearances and one start for the DSL Rockies in his first season ... recorded 32 strikeouts and five walks in 28.1 innings pitched.

Year	Team	W	L	ERA	G	GS	CG	SHO	GF	SV	IP	H	R	ER	HR	HB	BB	IBB	SO	WP	BK
2017	DSL Rockies	2	2	4.13	18	1	0	0	6	0	28.1	28	15	13	2	6	5	0	32	6	1
2018	DSL Colorado	3	0	3.43	18	0	0	0	4	1	44.2	36	21	17	4	6	19	0	50	12	0
Minor League Totals		5	2	3.70	36	1	0	0	10	1	73.0	64	36	30	6	12	24	0	82	18	1

Blandin, Yeikel

HT: 6-0 WT: 160

B/T: L/R

Outfielder

Hometown: Caracas, Ven.

School: N/A

Born: Jan. 9, 2000 in Caracas, Ven.

Obtained: Signed as a non-drafted international free agent, July 2, 2016.

2018: Started 37 games in center field and eight games in left field in his second season in the DSL ... recorded a season-high four hits twice in a three-game span, July 5 and July 7 ... 2017: Made one error as the starting center fielder for the DSL Rockies in his first professional season ... 2016: Signed for the 2017 season.

Year	Team	AVG	G	AB	R	H	2B	3B	HR	RBI	SAC	SF	HBP	BB	IBB	SO	SB	CS	GIDP	OBP	SLG
2017	DSL Rockies	.245	55	184	25	45	4	4	0	8	8	1	0	19	1	35	15	10	6	.314	.310
2018	DSL Colorado	.280	48	168	28	47	5	5	0	18	6	1	1	12	1	24	20	6	0	.330	.369
Minor League Totals		.261	103	352	53	92	9	9	0	26	14	2	1	31	2	59	35	16	6	.321	.338

Bohling, Jeff

Infielder

HT: 5-10

WT: 190

B/T: S/R

Hometown: Bellevue, Wash.

Born: May 4, 1994 in Bellevue, Wash.

School: Gonzaga

Obtained: Selected in the 17th round of the 2017 First-Year Player Draft.

2018: Split time between second and third for Short-Season Boise ... recorded his first career multi-home run game July 3 at Tri-City ... 2017: Recorded at least one hit in six of nine games with Rookie Level Grand Junction in his first professional season.

Year	Team	AVG	G	AB	R	H	2B	3B	HR	RBI	SAC	SF	HBP	BB	IBB	SO	SB	CS	GDP	OBP	SLG
2017	Grand Junction	.273	9	33	4	9	1	0	1	2	0	0	0	2	0	10	1	3	4	.314	.394
2018	Boise	.205	33	117	8	24	4	0	4	12	0	0	1	5	1	46	2	6	5	.244	.342
Minor League Totals		.220	42	150	12	33	5	0	5	14	0	0	1	7	1	56	3	9	9	.259	.353

Bosiokovic, Jacob

Infielder/Outfielder

HT: 6-5

WT: 240

B/T: R/R

Hometown: Delaware, Ohio

Born: Dec. 21, 1993 in Delaware, Ohio

School: Ohio State

Obtained: Selected in the 19th round of the 2016 First-Year Player Draft.

2018: Appeared in 42 games with High-A Lancaster, all in the outfield ... placed on the DL July 21 and missed the remainder of the season ... 2017: Hit 15 home runs in 95 games for Low-A Asheville ... batted .208 (22-for-106) with two home runs in the first half, .264 (62-for-235) with 13 home runs in the second half ... made 39 starts at first base, 30 starts in left field and eight starts in right field ... 2016: Played in 68 games with Short-Season Boise in his first professional season ... was named a Northwest League Mid-Season All-Star and Post-Season All-Star ... led the Northwest League in doubles, tied for first in games played, finished fifth in the league with a .799 OPS and tied for seventh in stolen bases ... started 42 games at first base and seven games in left field.

Year	Team	AVG	G	AB	R	H	2B	3B	HR	RBI	SAC	SF	HBP	BB	IBB	SO	SB	CS	GDP	OBP	SLG
2016	Boise	.274	68	248	36	68	20	2	4	27	1	1	6	37	1	98	17	3	1	.380	.419
2017	Asheville	.246	95	341	48	84	24	3	15	54	1	3	15	12	1	145	16	8	2	.299	.466
2018	Lancaster	.159	42	151	12	24	1	0	4	17	1	1	6	12	0	66	6	3	1	.247	.245
Minor League Totals		.238	205	740	96	176	45	5	23	98	3	5	27	61	2	309	39	14	4	.317	.405

Bouchard, Sean

Infielder/Outfielder

HT: 6-3

WT: 215

B/T: R/R

Hometown: San Diego, Calif.

Born: May 16, 1996 in San Diego, Calif.

School: UCLA

Obtained: Selected in the ninth round of the 2017 First-Year Player Draft.

2018: Led the South Atlantic League with 34 doubles an tied for second in the league and on Asheville with 75 RBI ... saw his first professional experience in the outfield, starting 23 games in right field and 18 games in left field ... 2017: Started 27 games at first base and four games at third base for Short-Season Boise in his first professional season ... batted .337 (33-for-98) with five home runs and 20 RBI in July.

Year	Team	AVG	G	AB	R	H	2B	3B	HR	RBI	SAC	SF	HBP	BB	IBB	SO	SB	CS	GDP	OBP	SLG
2017	Boise	.290	39	155	31	45	11	0	6	27	1	1	1	25	0	41	6	2	5	.390	.477
2018	Asheville	.257	125	463	77	119	34	2	14	75	0	4	7	41	0	128	22	9	6	.324	.430
Minor League Totals		.265	164	618	108	164	45	2	20	102	1	5	8	66	0	169	28	11	11	.341	.442

Boyd, LeeMarcus

Infielder

HT: 5-10

WT: 170

B/T: R/R

Hometown: Coldwater, Miss.

Born: Oct. 6, 1995 in Coldwater, Miss.

School: Southern Mississippi

Obtained: Signed as a non-drafted free agent, July 11, 2018.

2018: Appeared in 19 games at shortstop with Short-Season Boise after signing a Minor League contract in July.

Year	Team	AVG	G	AB	R	H	2B	3B	HR	RBI	SAC	SF	HBP	BB	IBB	SO	SB	CS	GDP	OBP	SLG
2018	Boise	.221	19	68	11	15	3	2	0	8	0	1	3	4	0	13	6	0	4	.289	.324
Minor League Totals		.221	19	68	11	15	3	2	0	8	0	1	3	4	0	13	6	0	4	.289	.324

Burcham, Scott

Infielder

HT: 5-11

WT: 185

B/T: R/R

Hometown: La Quinta, Calif.

Born: June 17, 1993 in Phoenix, Ariz.

School: Sacramento State

Obtained: Selected in the 25th round of the 2015 First-Year Player Draft.

2018: Batted .286 (28-for-98) in 28 games after the All-Star Break ... 2017: Appeared in a career-high 70 games for High-A Lancaster, splitting time between shortstop, second base and third base ... recorded a career high three home runs and 26 RBI ... 2016: Made 36 starts at third base, 12 starts at second base and 11 starts at shortstop for Low-A Asheville ... hit .192 (10-for-52) in the first half, .297 (46-for-155) in the second half ... 2015: Started 12 games at second base and 23 games at shortstop for Short-Season Boise in his first professional season ... **PERSONAL:** Played on Team Israel in the 2017 World Baseball Classic.

Year	Team	AVG	G	AB	R	H	2B	3B	HR	RBI	SAC	SF	HBP	BB	IBB	SO	SB	CS	GDP	OBP	SLG
2015	Boise	.235	35	136	20	32	4	1	2	11	3	0	0	10	0	38	7	2	3	.288	.324
2016	Asheville	.271	61	207	25	56	15	1	2	22	7	2	2	19	0	51	7	4	2	.335	.382
2017	Lancaster	.251	70	235	33	59	14	0	3	26	9	3	4	14	0	48	9	5	4	.301	.349
2018	Hartford	.263	53	175	22	46	9	0	2	15	2	1	2	17	1	51	6	5	2	.328	.349
Minor League Totals		.256	219	753	100	193	42	2	9	74	20	7	7	60	1	188	29	16	11	.314	.353

Bush, Nick

HT: 5-11

WT: 175

B/T: L/L

Left-Handed Pitcher

Hometown: Leesburg, Ga.

School: Louisiana State

Born: Aug. 23, 1996 in Leesburg, Ga.

Obtained: Selected in the 33rd round of the 2017 First-Year Player Draft.

2018: Made nine starts for Short-Season Boise in his first professional season ... did not allow a run over his first two appearances (six innings pitched) ... recorded a career-high six strikeouts July 12 vs. Vancouver.

Year	Team	W	L	ERA	G	GS	CG	SHO	GF	SV	IP	H	R	ER	HR	HB	BB	IBB	SO	WP	BK
2018	Boise	2	3	4.34	9	9	0	0	0	0	37.1	48	18	18	2	0	10	0	28	2	0
Minor League Totals		2	3	4.34	9	9	0	0	0	0	37.1	48	18	18	2	0	10	0	28	2	0

Byrd, Alec

HT: 6-3

WT: 175

B/T: L/L

Left-Handed Pitcher

Hometown: Miami Shores, Fla.

School: Florida State

Born: March 31, 1995 in Miami Shores, Fla.

Obtained: Selected in the 33rd round of the 2017 First-Year Player Draft.

2018: Made 10 starts and six relief appearances for Short-Season Boise ... posted a 3.45 ERA (47.0 IP, 18 ER) as a starter and a 1.38 ERA (13.0 IP, 2 ER) as a reliever ... 2017: In his first professional season, went 4-1 with a 3.00 ERA (36.0 IP, 12 ER) in 14 appearances, four starts, with Short-Season Boise ... tied for the team lead in wins ... went 2-1 with a 1.89 ERA (19.0 IP, 4 ER) in four starts ...

PERSONAL: Was originally selected by the Cincinnati Reds in the 37th round of the 2013 First-Year Player Draft, but did not sign.

Year	Team	W	L	ERA	G	GS	CG	SHO	GF	SV	IP	H	R	ER	HR	HB	BB	IBB	SO	WP	BK
2017	Boise	4	1	3.00	14	4	0	0	1	0	36.0	33	16	12	1	2	19	0	33	4	1
2018	Boise	3	3	3.00	16	10	0	0	0	0	60.0	50	23	20	7	4	23	0	53	0	0
Minor League Totals		7	4	3.00	30	14	0	0	1	0	96.0	83	39	32	8	6	42	0	86	4	1

Cabrera, Jerald

HT: 6-1

WT: 185

B/T: R/R

Right-Handed Pitcher

Hometown: Santo Domingo, D.R.

School: N/A

Born: Aug. 26, 2001 in Santo Domingo, D.R.

Obtained: Signed as a non-drafted international free agent, Aug. 26, 2017.

2018: Split time between each of the Rockies Dominican Summer League teams, going a combined 0-1 with a 8.88 ERA (24.1 IP, 24 ER) in 15 appearances, three starts.

Year	Team	W	L	ERA	G	GS	CG	SHO	GF	SV	IP	H	R	ER	HR	HB	BB	IBB	SO	WP	BK
2018	DSL Colorado	0	1	11.45	9	3	0	0	1	0	11.0	7	16	14	2	7	13	0	16	4	2
	DSL Rockies	0	0	6.75	6	0	0	0	2	0	13.1	15	11	10	0	0	8	0	13	4	0
Minor League Totals		0	1	8.88	15	3	0	0	3	0	24.1	22	27	24	2	7	21	0	29	8	2

Cabrera, Walking

HT: 6-2

WT: 177

B/T: R/R

Outfielder

Hometown: Santo Domingo, D.R.

School: N/A

Born: Aug. 26, 2000 in Santo Domingo, D.R.

Obtained: Signed as a non-drafted international free agent, May 22, 2017.

2018: Recorded 41 RBI in 50 games with DSL Colorado, the second-most on the club ... 2017: Started 17 games in left field and two games in right field for the DSL Rockies in his first professional season.

Year	Team	AVG	G	AB	R	H	2B	3B	HR	RBI	SAC	SF	HBP	BB	IBB	SO	SB	CS	GIDP	OBP	SLG
2017	DSL Rockies	.235	23	81	7	19	4	1	0	9	0	1	6	0	18	4	3	3		.295	.309
2018	DSL Colorado	.272	59	206	31	56	13	1	7	41	2	3	1	22	0	42	10	7	5	.341	.447
Minor League Totals		.261	82	287	38	75	17	2	7	50	2	3	2	28	0	60	14	10	8	.328	.408

Cabrera, Wander

HT: 6-1

WT: 185

B/T: L/L

Left-Handed Pitcher

Hometown: Santo Domingo, D.R.

School: N/A

Born: Nov. 7, 1997 in Santo Domingo, D.R.

Obtained: Acquired via trade from Chicago Cubs, Nov. 25, 2015.

2018: Made two starts for the DSL Rockies before being promoted to Rookie Level Grand Junction ... tossed a season-high six innings twice, including his first start with the Rockies ... 2017: Made one appearance for the DSL Rockies but did not record an out ... 2016: Made 12 starts for the DSL Rockies in his first season with the Rockies organization ... led the DSL Rockies in starts and strikeouts and was second in wins ... 2015: Made seven starts and seven relief appearances for the DSL Cubs in his first professional season ... went 4-0 with a 1.16 ERA (23.2 IP, 3 ER) as a reliever ... PERSONAL: Originally signed by the Cubs as an international free agent on July 3, 2014.

Year	Team	W	L	ERA	G	GS	CG	SHO	GF	SV	IP	H	R	ER	HR	HB	BB	IBB	SO	WP	BK
2015	DSL Cubs	4	3	2.34	14	7	0	0	0	0	42.1	30	18	11	0	0	23	0	47	11	0
2016	DSL Rockies	6	0	2.63	12	12	0	0	0	0	51.1	41	17	15	2	3	22	0	54	4	0
2017	DSL Rockies	0	0	---	1	0	0	0	0	0	0.0	0	0	0	0	0	0	0	0	0	0
2018	DSL Rockies	1	0	2.70	2	2	0	0	0	0	10.0	7	4	3	1	1	3	0	12	0	0
	Grand Junction	2	2	9.87	11	7	0	0	0	0	31.0	40	35	34	6	1	23	0	22	4	0
Minor League Totals		13	5	4.21	40	28	0	0	0	0	134.2	118	74	63	9	5	71	0	135	19	0

Carreras, Julio

Infielder

HT: 6-1 WT: 166 B/T: R/R Hometown: Sabana Granda de Boya, D.R. School: N/A

Born: Jan. 12, 2000 in Sabana Granda de Boya, D.R.

Obtained: Signed as a non-drafted international free agent, Feb. 24, 2018.

2018: Recorded 41 RBI in 50 games with DSL Colorado, the second-most on the club ... 2017: Started 17 games in left field and two games in right field for the DSL Rockies in his first professional season.

Year	Team	AVG	G	AB	R	H	2B	3B	HR	RBI	SAC	SF	HBP	BB	IBB	SO	SB	CS	GIDP	OBP	SLG
2018	DSL Rockies	.252	41	135	32	34	5	3	3	14	2	0	8	23	0	28	8	6	0	.392	.400
	DSL Colorado	.344	27	93	26	32	6	4	3	17	5	3	4	8	0	18	8	7	0	.407	.591
Minor League Totals		.261	82	287	38	75	17	2	7	50	2	3	2	28	0	60	14	10	8	.328	.408

Carrizales, Omar

Outfielder

HT: 6-0 WT: 175 B/T: L/L Hometown: Maracay, Ven. School: N/A

Born: Jan. 30, 1995 in Maracay, Ven.

Obtained: Signed as a non-drafted international free agent, Oct. 31, 2012.

2018: Appeared in 90 games with Double-A Hartford ... was on the disabled list May 28-June 22 ... 2017: Played in a career-high 120 games for Double-A Hartford ... batted .315 (23-for-73) with two home runs in June ... 2016: Set career highs in games (117), runs (74), hits (134), total bases (188), doubles (16) and triples (10) with High-A Modesto and Double-A Hartford ... named a Mid-Season All-Star with Modesto where his .294 batting average led the club ... his 10 triples with Modesto were fourth in the California League ... 2015: Started 57 games in center field and 27 games in left field for Low-A Asheville ... finished second on the club in hits and third in total bases (159) ... was named a South Atlantic League Post-Season All-Star ... was named Offensive Player of the Week for the week ending May 31 after going 16-for-31 (.516), including a 5-for-6 performance on May 30 ... 2014: Was the primary center fielder for the Grand Junction Rockies in his first domestic season ... hit .346 (44-for-127) vs. right-handed pitchers, .115 (3-for-26) vs. lefties ... 2013: Played in 66 games for the DSL Rockies in his first professional season ... his .302 average (77-for-255) led the team, as did his 42 runs.

Year	Team	AVG	G	AB	R	H	2B	3B	HR	RBI	SAC	SF	HBP	BB	IBB	SO	SB	CS	GIDP	OBP	SLG
2013	DSL Rockies	.302	66	255	42	77	9	2	0	20	6	2	4	18	0	27	30	12	3	.355	.353
2014	Grand Junction	.307	45	153	28	47	5	3	0	13	2	2	0	18	1	33	14	10	0	.376	.379
2015	Asheville	.286	96	388	64	111	13	7	7	46	10	7	0	31	0	74	23	16	1	.333	.410
2016	Modesto	.294	96	388	60	114	14	10	6	32	6	3	2	24	0	69	16	5	0	.336	.428
	Hartford	.250	21	80	14	20	2	0	0	4	0	0	0	4	0	17	5	2	1	.286	.275
2017	Hartford	.248	120	432	47	107	20	5	5	41	4	3	5	48	1	96	12	12	8	.328	.352
2018	Hartford	.229	90	279	34	64	16	2	7	31	5	1	2	22	0	76	11	2	3	.289	.376
Minor League Totals		.273	534	1975	289	540	79	29	25	187	33	18	13	165	2	392	111	59	16	.331	.381

Castillo, Brayan

Right-Handed Pitcher

HT: 6-0 WT: 145 B/T: R/R Hometown: Santiago, D.R. School: N/A

Born: Sept. 11, 2000 in Santiago, D.R.

Obtained: Signed as a non-drafted international free agent, July 2, 2017.

2018: Made 10 starts and three relief appearances for the DSL Rockies in his first season ... struck out a season-high eight batters in five innings pitched July 3 vs. the DSL Cardinals.

Year	Team	W	L	ERA	G	GS	CG	SHO	GF	SV	IP	H	R	ER	HR	HB	BB	IBB	SO	WP	BK
2018	DSL Rockies	1	3	4.87	13	10	0	0	0	0	44.1	47	26	24	1	3	21	0	38	11	0
Minor League Totals		1	3	4.87	13	10	0	0	0	0	44.1	47	26	24	1	3	21	0	38	11	0

Castillo, Enrique

Right-Handed Pitcher

HT: 6-1 WT: 170 B/T: R/R Hometown: Maracay, Ven. School: N/A

Born: Nov. 27, 1999 in Maracay, Ven.

Obtained: Signed as a non-drafted international free agent, Aug. 18, 2016.

2018: Made 20 relief appearances for DSL Colorado, the third-most on the club ... 2017: In his first professional season, made 11 relief appearances for the DSL Rockies.

Year	Team	W	L	ERA	G	GS	CG	SHO	GF	SV	IP	H	R	ER	HR	HB	BB	IBB	SO	WP	BK
2017	DSL Rockies	0	1	6.94	11	0	0	0	1	0	11.2	12	10	9	1	2	12	1	17	3	0
2018	DSL Colorado	1	0	4.35	25	0	0	0	5	2	39.1	35	21	19	3	6	11	0	38	6	2
Minor League Totals		1	1	4.94	36	0	0	0	6	2	51.0	47	31	28	4	8	23	1	55	9	2

Castro, Luis

HT: 6-1

WT: 187

B/T: R/R

Infielder

Hometown: Nueva Bolivia, Ven.

Born: Sept. 19, 1995 in Caja Seca, Ven.

School: N/A

Obtained: Signed as a non-drafted international free agent, Aug. 13, 2012.

2018: Split the season between Short-Season Boise and High-A Lancaster, batting a combined .351 (71-for-202) with 17 doubles, two triples and eight home runs ... named the Northwest League Player of the Week July 2-8 after batting .522 with seven RBI and eight runs scored ... **2017:** Played in 37 games, 12 with Low-A Asheville and 25 with Short-Season Boise ... recorded a career-high 27 RBI ... **2016:** Set career highs in nearly every offensive category, including doubling his career home run total ... led Boise in runs, and tied for the team lead in home runs ... started 34 games at first base and four games at second base ... **2015:** Started 26 games at second base after playing primarily third base in his first two seasons ... **2014:** Spent his first full professional season in the United States with Rookie Level Grand Junction ... hit .273 (31-for-77) in the first half of the season, .348 (16-for-46) in the second half ... **2013:** Played in 70 games for the DSL Rockies during his first professional season.

Year	Team	AVG	G	AB	R	H	2B	3B	HR	RBI	SAC	SF	HBP	BB	IBB	SO	SB	CS	GDP	OBP	SLG
2013	DSL Rockies	.264	70	250	40	66	10	1	2	23	2	2	9	29	1	43	7	6	2	.359	.336
2014	Grand Junction	.301	34	123	28	37	3	0	2	16	1	2	2	15	0	25	6	3	1	.380	.374
2015	Boise	.219	43	151	18	33	7	1	2	13	2	2	6	10	0	43	3	3	4	.290	.318
2016	Boise	.255	58	220	47	56	14	2	6	27	2	0	5	32	0	66	11	1	2	.362	.418
2017	Asheville	.244	12	41	3	10	6	0	0	9	0	0	2	0	0	5	2	1	1	.279	.390
	Boise	.286	25	105	15	30	7	1	2	25	0	1	1	6	0	20	3	1	1	.327	.429
2018	Boise	.349	30	106	16	37	7	2	5	23	0	2	4	15	1	24	8	1	1	.441	.594
	Lancaster	.354	27	96	18	34	10	0	3	13	0	0	8	5	0	24	0	1	0	.431	.552
Minor League Totals		.277	299	1092	185	303	64	7	22	149	7	9	37	112	2	250	40	17	12	.362	.409

Ceja, Moises

HT: 6-0

WT: 175

B/T: R/R

Right-Handed Pitcher

Hometown: Arleta, Calif.

Born: Aug. 17, 1995 in Sylmar, Calif.

School: N/A

Obtained: Selected in the 32nd round of the 2017 First-Year Player Draft.

2018: Went 3-2 with a 2.96 ERA (48.2 IP, 16 ER) in 30 combined appearances between Rookie Level Grand Junction and Low-A Asheville ... **2017:** Scored upon in six of 18 appearances with Short-Season Boise in his first professional season ... one of five Boise relievers to record at least two saves.

Year	Team	W	L	ERA	G	GS	CG	SHO	GF	SV	IP	H	R	ER	HR	HB	BB	IBB	SO	WP	BK
2017	Boise	2	1	3.26	18	0	0	0	8	2	30.1	25	13	11	1	2	7	0	36	5	1
2018	Grand Junction	1	0	1.64	13	0	0	0	3	1	22.0	20	4	4	0	1	5	0	19	1	0
	Asheville	2	2	4.05	17	0	0	0	7	0	26.2	31	15	12	1	1	7	1	26	5	0
Minor League Totals		5	3	3.65	48	0	0	0	18	3	79.0	76	32	27	2	4	19	1	81	11	1

Chal, Wellington

HT: 6-1

WT: 170

B/T: L/R

Outfielder

Hometown: San Pedro de Macoris, D.R.

Born: Nov. 18, 1997 in San Pedro de Macoris, D.R.

School: N/A

Obtained: Signed as a non-drafted international free agent on Nov. 28, 2014.

2018: Appeared in a career-high 40 games in the Dominican Summer League and recorded a career-high 17 RBI ... **2017:** Appeared in 10 games for the DSL Rockies ... **2016:** Appeared in 26 games for the DSL Rockies in his second professional season ... hit his first career home run on June 8 ... **2015:** Drew 22 walks, second-most on the club, despite having the third fewest at-bats.

Year	Team	AVG	G	AB	R	H	2B	3B	HR	RBI	SAC	SF	HBP	BB	IBB	SO	SB	CS	GDP	OBP	SLG
2015	DSL Rockies	.210	38	100	10	21	2	0	0	4	0	0	4	22	0	31	1	3	1	.373	.230
2016	DSL Rockies	.198	26	81	13	16	2	0	1	6	0	0	1	16	0	23	1	2	2	.337	.259
2017	DSL Rockies	.242	10	33	3	8	2	0	0	3	0	0	0	1	0	8	2	0	2	.265	.303
2018	DSL Rockies	.178	23	73	9	13	4	0	0	13	0	0	6	10	0	14	0	1	4	.326	.233
	DSL Colorado	.122	17	41	5	5	0	1	0	4	1	2	0	1	0	7	1	1	3	.136	.171
Minor League Totals		.192	114	328	40	63	10	1	1	30	1	2	11	50	0	83	5	7	12	.317	.238

Chalas, Gregoris

HT: 5-10

WT: 145

B/T: R/R

Right-Handed Pitcher

Hometown: San Pedro de Macoris, D.R.

Born: Aug. 12, 2000 in San Pedro de Macoris, D.R.

School: N/A

Obtained: Signed as a non-drafted international free agent, June 6, 2018.

2018: Made nine relief appearances and one start in the DSL in his first professional season.

Year	Team	W	L	ERA	G	GS	CG	SHO	GF	SV	IP	H	R	ER	HR	HB	BB	IBB	SO	WP	BK
2018	DSL Colorado	1	1	8.64	5	1	0	0	0	0	8.1	11	9	8	0	5	7	0	6	6	3
	DSL Rockies	1	1	6.35	5	0	0	0	1	0	11.1	12	8	8	0	3	6	0	13	3	0
Minor League Totals		2	2	7.32	10	1	0	0	1	0	19.2	23	17	16	0	8	13	0	19	9	3

Colon, Jose

HT: 5-11

WT: 135

B/T: R/R

Infielder

Hometown: Santo Domingo, D.R.

Born: Sept. 17, 2000 in Santo Domingo, D.R.

School: N/A

Obtained: Signed as a non-drafted international free agent, July 2, 2017.

2018: Started 17 games at second base, 17 games at third base and four games at shortstop for the DSL Rockies ... his 32 walks were tied for the most on the club.

Year	Team	AVG	G	AB	R	H	2B	3B	HR	RBI	SAC	SF	HBP	BB	IBB	SO	SB	CS	GIDP	OBP	SLG
2018	DSL Rockies	.199	52	176	23	35	9	0	1	19	5	1	2	31	0	53	8	4	8	.324	.267
Minor League Totals		.199	52	176	23	35	9	0	1	19	5	1	2	31	0	53	8	4	8	.324	.267

Concepcion, Branfiel

HT: 6-1

WT: 170

B/T: L/R

Outfielder

Hometown: La Vega, D.R.

Born: Sept. 28, 1999 in La Vega, D.R.

School: N/A

Obtained: Signed as a non-drafted international free agent, Nov. 1, 2017.

2018: Slugged six triples in his first professional season, the third-most on the DSL Rockies.

Year	Team	AVG	G	AB	R	H	2B	3B	HR	RBI	SAC	SF	HBP	BB	IBB	SO	SB	CS	GIDP	OBP	SLG
2018	DSL Rockies	.231	40	134	17	31	4	6	1	17	0	3	1	15	0	32	8	2	4	.307	.373
Minor League Totals		.231	40	134	17	31	4	6	1	17	0	3	1	15	0	32	8	2	4	.307	.373

Condrey, Joel

HT: 6-3

WT: 185

B/T: L/R

Right-Handed Pitcher

Hometown: Renton, Wash.

Born: July 5, 1996 in Renton, Wash.

School: Whitworth College (Wash.)

Obtained: Selected in the 31st round of the 2018 First-Year Player Draft.

2018: Made 14 relief appearances for Short-Season Boise in his first season ... **PERSONAL:** Was drafted by the Rockies as a pitcher despite tossing only 2.2 innings in four years at Whitworth College.

Year	Team	W	L	ERA	G	GS	CG	SHO	GF	SV	IP	H	R	ER	HR	HB	BB	IBB	SO	WP	BK
2018	Boise	0	0	4.50	14	0	0	0	3	0	14.0	17	7	7	0	1	11	0	8	2	0
Minor League Totals		0	0	4.50	14	0	0	0	3	0	14.0	17	7	7	0	1	11	0	8	2	0

Contreras, Roger

HT: 6-2

WT: 170

B/T: R/R

Right-Handed Pitcher

Hometown: Santo Domingo, D.R.

Born: Jan. 1, 2001 in Santo Domingo, D.R.

School: N/A

Obtained: Signed as a non-drafted international free agent, Sept. 29, 2017.

2018: Made 13 relief appearances and one start for DSL Colorado in his first professional season.

Year	Team	W	L	ERA	G	GS	CG	SHO	GF	SV	IP	H	R	ER	HR	HB	BB	IBB	SO	WP	BK
2018	DSL Colorado	1	3	7.85	15	1	0	0	4	0	18.1	27	23	16	3	1	16	0	10	6	1
Minor League Totals		1	3	7.85	15	1	0	0	4	0	18.1	27	23	16	3	1	16	0	10	6	1

Cordova, Jose

HT: 6-0

WT: 180

B/T: R/R

Catcher

Hometown: Guayana, Ven.

Born: Jan. 11, 2000 in Guayana, Ven.

School: N/A

Obtained: Signed as a non-drafted international free agent, June 4, 2018.

2018: Appeared in 41 games in the Dominican Summer League in his first season, hitting a combined .290.

Year	Team	AVG	G	AB	R	H	2B	3B	HR	RBI	SAC	SF	HBP	BB	IBB	SO	SB	CS	GIDP	OBP	SLG
2018	DSL Colorado	.219	9	32	5	7	0	1	0	5	0	1	2	3	0	5	0	0	1	.316	.281
	DSL Rockies	.309	32	123	16	38	7	1	1	19	2	2	2	6	0	16	0	2	2	.346	.407
Minor League Totals		.290	41	155	21	45	7	2	1	24	2	3	4	9	0	21	0	2	3	.339	.381

Cozart, Logan

HT: 6-2

WT: 215

B/T: R/R

Right-Handed Pitcher

Hometown: New Philadelphia, Ohio

Born: Jan. 27, 1993 in New Philadelphia, Ohio

School: Ohio

Obtained: Selected in the 21st round of the 2015 First-Year Player Draft.

2018: Made a career-high 54 relief appearances for Double-A Hartford, the second-most in the Eastern League ... also posted career highs in innings, wins and strikeouts ... 2017: Appeared in 44 games out of the bullpen for High-A Lancaster, the second-most on the club and the tied for the seventh-most in the California League ... recorded 12 holds, the second-most in the CAL ... 2016: Made 45 relief appearances for High-A Modesto, tied for the most on the club and tied for the fifth-most in the California League ... his nine holds led Modesto and were tied for fourth-most in the league ... 2015: Appeared in 25 games for Short-Season Boise in his first professional season, tied for the second-most appearances on the club ... 30 strikeouts were third-most among Boise relievers.

Year	Team	W	L	ERA	G	GS	CG	SHO	GF	SV	IP	H	R	ER	HR	HB	BB	IBB	SO	WP	BK
2015	Boise	3	0	3.96	25	0	0	0	7	0	36.1	31	19	16	3	2	14	0	30	4	1
2016	Modesto	2	6	4.69	45	0	0	0	20	3	55.2	57	36	29	2	2	28	2	51	3	1
2017	Lancaster	4	3	4.48	44	0	0	0	12	1	60.1	76	33	30	5	2	23	0	61	3	0
2018	Hartford	8	5	2.23	54	0	0	0	16	2	68.2	54	20	17	6	0	16	2	62	1	0
Minor League Totals		17	14	3.75	168	0	0	0	55	6	221.0	218	108	92	16	6	81	4	204	11	2

Cresto, John

Infielder

HT: 6-3 **WT:** 225 **B/T:** R/R **Hometown:** Encinitas, Calif.
Born: Dec. 15, 1996 in Encinitas, Calif. **School:** Santa Clara
Obtained: Selected in the 28th round of the 2018 First-Year Player Draft.
2018: Recorded two multi-home run games in his first professional season with Rookie Level Grand Junction ... went 8-for-17 with two home runs in five postseason games.

Year	Team	AVG	G	AB	R	H	2B	3B	HR	RBI	SAC	SF	HBP	BB	IBB	SO	SB	CS	GIDP	OBP	SLG
2018	Grand Junction	.257	29	101	20	26	9	0	7	22	0	3	3	3	0	38	1	1	1	.291	.554
Minor League Totals		.257	29	101	20	26	9	0	7	22	0	3	3	3	0	38	1	1	1	.291	.554

Cruz, Fadriel

Outfielder

HT: 5-10 **WT:** 170 **B/T:** L/R **Hometown:** San Cristobal, D.R.
Born: Nov. 12, 2000 in San Cristobal, D.R. **School:** N/A
Obtained: Signed as a non-drafted international free agent, July 2, 2017.
2018: Led the DSL Rockies with a .394 on-base percentage and 32 stolen bases in his first professional season.

Year	Team	AVG	G	AB	R	H	2B	3B	HR	RBI	SAC	SF	HBP	BB	IBB	SO	SB	CS	GIDP	OBP	SLG
2018	DSL Rockies	.268	45	149	32	40	3	1	1	8	2	0	0	31	1	38	31	6	0	.394	.322
	DSL Colorado	.500	3	12	5	6	1	0	0	2	0	0	0	1	0	1	1	0	0	.538	.583
Minor League Totals		.286	48	161	37	46	4	1	1	10	2	0	0	32	1	39	32	6	0	.404	.342

Culbreth, Ty

Left-Handed Pitcher

HT: 5-11 **WT:** 175 **B/T:** L/L **Hometown:** Bryan, Texas
Born: April 9, 1994 in Bryan, Texas **School:** Texas
Obtained: Selected in the 21st round of the 2015 First-Year Player Draft.
2018: Made a career-high 21 starts with High-A Lancaster, third-most on the club ... **2017:** Split the season with Low-A Asheville and High-A Lancaster, going a combined 9-3 with a 3.09 ERA (128.0 IP, 44 ER), 24 walks and 101 strikeouts in 31 appearances, 17 starts ... recorded a quality start in each of his final eight starts of the season with Lancaster ... **2016:** Made 11 starts for Rookie Level Grand Junction in his first professional season.

Year	Team	W	L	ERA	G	GS	CG	SHO	GF	SV	IP	H	R	ER	HR	HB	BB	IBB	SO	WP	BK
2016	Grand Junction	3	4	5.33	11	11	0	0	0	0	49.0	68	35	29	4	2	10	0	28	5	1
2017	Asheville	2	2	3.05	19	6	0	0	4	0	59.0	54	27	20	3	2	8	0	50	3	0
	Lancaster	7	1	3.13	12	11	0	0	0	0	69.0	66	27	24	6	6	16	0	51	0	1
2018	Lancaster	6	8	5.87	21	21	0	0	0	0	122.2	162	87	80	23	1	25	0	98	7	1
Minor League Totals		18	15	4.60	63	49	0	0	4	0	299.2	350	176	153	36	11	59	0	227	15	3

Czinege, Todd

Infielder

HT: 6-2 **WT:** 204 **B/T:** R/R **Hometown:** Overland Park, Kan.
Born: July 28, 1994 in Overland Park, Kan. **School:** Villanova
Obtained: Selected in the 29th round of the 2017 First-Year Player Draft.
2018: Appeared in 14 games with Rookie Level Grand Junction before his promotion to Low-A Asheville ... slashed .329/.377/.650 with 21 doubles, three triples and 16 home runs between the stops ... led Asheville in batting average and slugging after his promotion ... named the South Atlantic League Player of the Week Aug. 20-26 after hitting four home runs and recording eight RBI in six games ... **2017:** Was Rookie Level Grand Junction's starting third baseman in his first professional season ... hit his first professional home run in his second career game, June 23 vs. Ogden.

Year	Team	AVG	G	AB	R	H	2B	3B	HR	RBI	SAC	SF	HBP	BB	IBB	SO	SB	CS	GIDP	OBP	SLG
2017	Grand Junction	.304	52	191	36	58	13	1	10	31	0	1	2	20	0	50	2	1	6	.374	.539
2018	Grand Junction	.358	14	53	14	19	6	1	3	10	0	3	1	5	0	13	0	0	0	.403	.679
	Asheville	.320	49	181	34	58	15	2	13	39	0	2	4	11	1	50	4	2	1	.369	.641
Minor League Totals		.318	115	425	84	135	34	4	26	80	0	6	7	36	1	113	6	3	7	.376	.600

Datres, Kyle

Infielder

HT: 6-0 **WT:** 180 **B/T:** R/R **Hometown:** Williamsport, Pa.
Born: Jan. 5, 1996 in Williamsport, Pa. **School:** North Carolina
Obtained: Selected in the 12th round of the 2018 First-Year Player Draft.
2018: Appeared in 11 games with Rookie Level Grand Junction in his first season ... homered and tripled in his first game, July 1 at Tri-City.

Year	Team	AVG	G	AB	R	H	2B	3B	HR	RBI	SAC	SF	HBP	BB	IBB	SO	SB	CS	GIDP	OBP	SLG
2018	Grand Junction	.239	11	46	6	11	3	1	2	6	0	1	0	1	0	2	4	1	0	.250	.478
Minor League Totals		.239	11	46	6	11	3	1	2	6	0	1	0	1	0	2	4	1	0	.250	.478

De Avila, Luis

HT: 5-11

WT: 160

B/T: L/L

Left-Handed Pitcher

Hometown: San Estanislao, Colombia

School: N/A

Born: May 29, 2001 in San Estanislao, Colombia

Obtained: Signed as a non-drafted international free agent, July 2, 2017.

2018: Made seven starts and one relief appearance for DSL Colorado ... allowed two earned runs across 12 innings over his last three appearances (two starts).

Year	Team	W	L	ERA	G	GS	CG	SHO	GF	SV	IP	H	R	ER	HR	HB	BB	IBB	SO	WP	BK
2018	DSL Colorado	2	2	6.16	8	7	0	0	0	0	30.2	31	22	21	2	4	12	0	27	3	0
Minor League Totals		2	2	6.16	8	7	0	0	0	0	30.2	31	22	21	2	4	12	0	27	3	0

Decolati, Niko

HT: 6-1

WT: 215

B/T: R/R

Outfielder

Hometown: Las Vegas, Nev.

School: Loyola Marymount

Born: Aug. 12, 1997 in Boulder, Colo.

Obtained: Selected in the sixth round of the 2018 First-Year Player Draft.

2018: Named a Pioneer League Mid-Season and Post-Season All-Star in his first professional season with Rookie Level Grand Junction ... ranked second in the league with 140 total bases, fourth in RBI, tied for fourth in home runs, fifth in on-base percentage and 10th in batting average and slugging percentage.

Year	Team	AVG	G	AB	R	2B	3B	HR	RBI	SAC	SF	HBP	BB	IBB	SO	SB	CS	GIDP	OBP	SLG	
2018	Grand Junction	.327	69	263	55	86	15	3	11	56	0	1	6	34	0	56	17	5	4	.414	.532
Minor League Totals		.327	69	263	55	86	15	3	11	56	0	1	6	34	0	56	17	5	4	.414	.532

Dennis, Matt

HT: 6-1

WT: 210

B/T: R/R

Right-Handed Pitcher

Hometown: Arlington Heights, Ill.

School: Bradley

Born: Jan. 3, 1995 in Arlington Heights, Ill.

Obtained: Selected in the 14th round of the 2016 First-Year Player Draft.

2018: Made 28 starts for High-A Lancaster, the most in the California League ... his 153 innings pitched ranked second in the league ... led the league in losses and home runs allowed ... went 2-8 with a 7.13 ERA at home and 6-5 with a 4.26 ERA on the road ... **2017:** Made 32 relief appearances and nine starts for Low-A Asheville ... was 5-0 with a 2.28 ERA (51.0 IP, 16 ER) as a reliever, 3-6 with a 2.94 ERA (45.2 IP, 20 ER) as a starter ... tossed an eight-inning complete game on Sept. 2 vs. Greenville, allowing one run on seven hits with no walks and a career-high 10 strikeouts ... **2016:** In his first professional season, tied for the Grand Junction team lead with five wins in 23 relief appearances ... pitched more than one inning in 14 of his 23 appearances.

Year	Team	W	L	ERA	G	GS	CG	SHO	GF	SV	IP	H	R	ER	HR	HB	BB	IBB	SO	WP	BK
2016	Grand Junction	5	2	3.27	23	0	0	0	10	2	33.0	39	16	12	2	1	4	0	37	5	0
2017	Asheville	8	6	3.35	41	9	1	0	5	0	96.2	86	42	36	4	5	18	0	85	7	1
2018	Lancaster	8	13	5.59	28	28	0	0	0	0	153.0	195	105	95	24	6	48	0	128	8	0
Minor League Totals		21	21	5.19	92	37	1	0	15	2	282.2	320	163	143	30	12	70	0	250	20	1

Diaz, Eddy

HT: 5-11

WT: 171

B/T: R/R

Infielder

Hometown: Matanzas, Cuba

School: N/A

Born: Feb. 14, 2000 in Matanzas, Cuba

Obtained: Signed as a non-drafted international free agent, July 2, 2017.

2018: Named a Dominican Summer League Mid-Season All-Star ... ranked second in the league with 54 stolen bases and tied for fourth with 57 runs scored ... **2017:** Started 22 games at shortstop and 13 games at second base for the DSL Rockies ... 30 stolen bases ranked fourth in the league ... finished second on the club with a .311 batting average.

Year	Team	AVG	G	AB	R	H	2B	3B	HR	RBI	SAC	SF	HBP	BB	IBB	SO	SB	CS	GIDP	OBP	SLG
2017	DSL Rockies	.311	36	132	22	41	7	4	0	10	1	1	2	19	0	21	30	6	1	.403	.424
2018	DSL Colorado	.309	51	181	57	56	13	5	0	24	5	2	4	31	0	17	54	8	1	.417	.436
Minor League Totals		.310	87	313	79	97	20	9	0	34	6	3	6	50	0	38	84	14	2	.411	.431

Díaz, Jairo

HT: 6-0

WT: 242

B/T: R/R

Right-Handed Pitcher

Hometown: Puerto La Cruz, Ven.

School: N/A

Born: May 27, 1991 in Puerto La Cruz, Ven.

Obtained: Acquired via trade with Los Angeles-AL, Dec. 10, 2014.

2018: Made 13 relief appearances between three Minor League stops ... **2017:** Made four relief appearances with the Rockies, allowing five earned runs across five innings pitched ... spent most of the season with Triple-A Albuquerque, making 20 relief appearances for the Isotopes ... began the season on the disabled list recovering from Tommy John Surgery ... **2016:** Missed the entire season due to Tommy John surgery ... **2015:** Spent a majority of the season with Albuquerque before being recalled on Aug. 23 by Colorado, where he would finish the remainder of the season ... **2014:** Made his Major League debut with the Los Angeles Angels on Sept. 8 at Cleveland ... **2013:** Split the season between Low-A Burlington and High-A Inland Empire, going a combined 0-5 with a 5.91 ERA in 45 appearances ... **2012:** Made 27 combined appearances, all starts, between Low-A Cedar Rapids and Rookie Level Orem, his last season as a starting pitcher ... **2011:** Went a combined 4-4 with a 5.09 ERA between Rookie Level Arizona Angels and Cedar Rapids ... **2010:** Converted to a pitcher after spending the previous two seasons as a catcher ... **2009:** Appeared in 22 games at catcher for the DSL Angels ... **2008:** Hit .184 with three doubles and one home run in 31 games for the DSL Angels.

Year	Team	W	L	ERA	G	GS	CG	SHO	GF	SV	IP	H	R	ER	HR	HB	BB	IBB	SO	WP	BK
2010	DSL Angels	3	1	3.67	16	0	0	0	9	3	27.0	22	12	11	0	3	10	0	28	4	1
2011	AZ League Angels	4	1	4.08	11	10	0	0	0	0	57.1	59	33	26	3	3	18	0	44	7	0
	Cedar Rapids	0	3	8.20	4	4	0	0	0	0	18.2	24	18	17	1	3	12	1	10	1	0
2012	Cedar Rapids	2	7	7.70	13	13	0	0	0	0	69.0	99	63	59	8	6	29	0	45	7	0
	Orem	5	6	5.30	14	14	0	0	0	0	74.2	93	57	44	5	4	23	1	61	17	1
2013	Burlington	0	3	3.97	32	0	0	0	22	8	34.0	27	16	15	3	4	11	1	28	2	0
	Inland Empire	0	2	8.87	13	0	0	0	4	0	22.1	38	27	22	3	0	14	1	21	6	1
2014	Inland Empire	2	3	4.78	29	0	0	0	16	4	32.0	31	18	17	2	1	10	1	37	8	0
	Arkansas	2	1	2.20	27	0	0	0	18	11	32.2	30	8	8	2	1	10	1	48	4	0
	LOS ANGELES-AL	0	0	3.18	5	0	0	0	2	0	5.2	4	2	2	0	0	3	0	8	0	0
2015	Albuquerque	3	5	4.58	47	0	0	0	32	8	55.0	51	31	28	6	4	37	0	50	2	0
	COLORADO	0	1	2.37	21	0	0	0	5	0	19.0	16	6	5	2	0	6	0	18	0	0
2016	DID NOT PITCH	-	-	-	-	-	-	-	-	-	-	-	-	-	-	-	-	-	-	-	-
2017	Lancaster	0	0	9.00	2	0	0	0	0	0	2.0	3	2	2	1	0	0	0	3	0	0
	Albuquerque	0	1	5.00	20	0	0	0	8	3	18.0	16	10	10	1	0	7	0	17	0	0
	COLORADO	0	0	9.00	4	0	0	0	3	0	5.0	12	6	5	0	1	5	0	2	0	0
2018	Boise	1	0	2.25	4	0	0	0	0	0	4.0	3	1	1	0	0	1	0	3	0	1
	Lancaster	0	1	5.79	5	0	0	0	1	0	4.2	2	3	3	0	1	4	0	3	0	0
	Albuquerque	0	0	9.82	4	0	0	0	2	0	3.2	3	5	4	0	0	4	1	5	4	0
Minor League Totals		22	34	5.28	241	41	0	0	112	37	455.0	501	304	267	35	30	190	7	403	62	4
Major League Totals		0	1	3.64	30	0	0	0	10	0	29.2	32	14	12	2	1	14	0	28	0	0

Year	Team	AVG	G	AB	R	H	2B	3B	HR	RBI	SAC	SF	HBP	BB	IBB	SO	SB	CS	GIDP	OBP	SLG
2008	DSL Angels	.184	31	98	12	18	3	0	1	7	2	1	1	11	0	33	1	1	2	.270	.245
2009	DSL Angels	.118	24	68	5	8	2	0	0	5	1	0	4	15	0	26	0	2	1	.310	.147
Minor League Totals		.157	55	166	17	26	5	0	1	12	3	1	5	26	0	59	1	3	3	.288	.205

Díaz, Joel

HT: 6-1

WT: 195

B/T: R/R

Catcher/Infielder

Hometown: Maracay, Ven.

School: N/A

Born: Sept. 18, 1995 in Maracay, Ven.

Obtained: Signed as a non-drafted international free agent, Sept. 4, 2012.

2018: Started 58 games at catcher for High-A Lancaster ... hit two of his three home runs in the first three games of the season ... **2017:** Played in a career-high 72 games and recorded a career-high 21 doubles for Low-A Asheville ... hit .298 (37-for-124) in the second half after batting .218 (29-for-133) in the first half of the season ... **2016:** Appeared in 40 games for Rookie Level Grand Junction ... started 23 games at catcher and 15 games at first base ... **2015:** Started 42 games at first base, 10 games at catcher and four games at third base in his third season with the DSL Rockies ... led the club in doubles, total bases (107) and slugging percentage and was second on the club in hits, home runs and RBI ... **2014:** Played in 45 games in his second consecutive season with the DSL Rockies ... transitioned from catcher to first base, where he started 40 games ... **2013:** Played in 44 games in his first professional season with the DSL Rockies.

Year	Team	AVG	G	AB	R	H	2B	3B	HR	RBI	SAC	SF	HBP	BB	IBB	SO	SB	CS	GIDP	OBP	SLG
2013	DSL Rockies	.286	44	147	13	42	4	0	0	11	4	1	6	6	0	17	1	1	9	.338	.313
2014	DSL Rockies	.224	45	170	15	38	5	0	0	16	2	1	4	7	0	22	2	2	1	.269	.253
2015	DSL Rockies	.290	62	241	38	70	19	0	6	34	1	5	5	14	0	35	3	4	3	.336	.444
2016	Grand Junction	.301	40	153	20	46	7	2	3	18	1	0	1	12	0	36	4	2	1	.355	.431
2017	Asheville	.257	72	257	31	66	21	0	0	34	3	2	1	21	0	45	4	1	2	.313	.339
2018	Lancaster	.268	57	209	19	56	10	0	3	30	2	3	4	19	1	45	1	0	6	.336	.359
Minor League Totals		.270	320	1177	136	318	66	2	12	143	13	12	21	79	1	200	15	10	22	.324	.360

Dilone, Vladimir

HT: 5-9

WT: 160

B/T: R/R

Infielder

Hometown: Mao, D.R.

School: N/A

Born: July 19, 2000 in Mao, Dominican Republic

Obtained: Signed as a non-drafted international free agent, Feb. 3, 2018.

2018: Appeared in 61 games for DSL Colorado, the second-most games played on the club ... started 30 games at second base, 17 at third and 10 games in the outfield.

Year	Team	AVG	G	AB	R	H	2B	3B	HR	RBI	SAC	SF	HBP	BB	IBB	SO	SB	CS	GIDP	OBP	SLG
2018	DSL Colorado	.272	61	191	50	52	12	0	3	25	5	4	3	32	0	25	19	11	1	.378	.382
Minor League Totals		.272	61	191	50	52	12	0	3	25	5	4	3	32	0	25	19	11	1	.378	.382

Doyle, Tommy

Right-Handed Pitcher

HT: 6-6

WT: 235

B/T: R/R

Hometown: Vienna, Va.

Born: May 1, 1996 in Vienna, Va.

School: Virginia

Obtained: Selected in the second competitive balance round of the 2017 First-Year Player Draft

2018: Led the South Atlantic League with 52 relief appearances and 18 saves ... posted a 0.92 ERA (29.1 IP, 3 ER) in 27

appearances after the All-Star Break ... 2017: Made 20 relief appearances and recorded three saves in his first professional season ... was 2-1 with a 3.12 ERA (8.2 IP, 3 ER) with two saves in two opportunities in seven appearances in August.

Year	Team	W	L	ERA	G	GS	CG	SHO	GF	SV	IP	H	R	ER	HR	HB	BB	IBB	SO	WP	BK
2017	Grand Junction	3	3	5.14	20	0	0	0	12	3	21.0	29	13	12	2	1	10	0	18	3	1
2018	Asheville	7	6	2.31	52	0	0	0	34	18	58.1	52	29	15	2	3	12	0	66	6	0
Minor League Totals		10	9	3.06	72	0	0	0	46	21	79.1	81	42	27	4	4	22	0	84	9	1

Duarte, Aneudy

Right-Handed Pitcher

HT: 6-3

WT: 170

B/T: R/R

Hometown: San Francisco de Macoris, D.R.

Born: Oct. 20, 1997 in San Francisco de Macoris, D.R.

School: N/A

Obtained: Signed as a non-drafted international free agent, July 2, 2014.

2018: Named a Pioneer League Mid-Season All-Star ... made 26 relief appearances for Rookie Level Grand Junction, the second-most in the league ... 2017: Recorded 10 saves and a 0.79 ERA (22.2 IP, 2 ER) in 21 appearances with the DSL Rockies before

being promoted to Grand Junction ... allowed 11 runs in 6.1 innings across six appearances with Grand Junction ... 2016: Made six starts and six relief appearances in his first professional season ... was 1-0 with a 2.95 ERA (21.1 IP, 7 ER) as a starter, 1-0 with a 2.50 ERA (18.0 IP, 5 ER) as a reliever ... 2015: Signed for next season.

Year	Team	W	L	ERA	G	GS	CG	SHO	GF	SV	IP	H	R	ER	HR	HB	BB	IBB	SO	WP	BK
2016	DSL Rockies	2	0	2.75	12	6	0	0	1	0	39.1	40	15	12	3	7	16	0	23	5	0
2017	DSL Rockies	1	0	0.79	21	0	0	0	16	10	22.2	13	3	2	0	2	6	0	29	2	0
	Grand Junction	0	0	15.63	6	0	0	0	0	0	6.1	13	11	11	2	1	8	0	10	0	0
2018	Grand Junction	1	1	2.91	26	0	0	0	7	1	34.0	29	12	11	3	1	13	0	35	1	0
Minor League Totals		4	1	3.17	65	6	0	0	24	11	102.1	95	41	36	8	11	43	0	97	8	0

Duncan, Frank

Right-Handed Pitcher

HT: 6-4

WT: 215

B/T: R/R

Hometown: San Francisco, Calif.

Born: Jan. 30, 1992 in San Francisco, Calif.

School: Kansas

Obtained: Signed as a Minor League free agent, June 13, 2018.

2018: Went a combined 4-7 with a 5.14 ERA in 23 appearances, 16 starts, between Double-A Tulsa in the Dodgers organization and Double-A Hartford ... 2017: Spent a majority of the season as a starter with Triple-A Reno in the Diamondbacks organization ... tossed a career-high 151.2 innings ... was acquired by Arizona in exchange for INF Phil Gosselin, Feb. 10 ... 2016: Named a Mid-Season All-Star with Triple-A Indianapolis in the Pirates organization ... his 2.33 ERA was the second-lowest in the International League (min. 100 IP) ... 2015: Made 25 starts and two relief appearances for High-A Bradenton ... ranked second in the Florida State League with 152.0 innings pitched ... 2014: Made 14 starts with Short-Season Jamestown ... struck out a career high nine batters Aug. 14 vs. Auburn ... PERSONAL: Originally selected by Pittsburgh in the 13th round of the 2014 First-Year Player Draft.

Year	Team	W	L	ERA	G	GS	CG	SHO	GF	SV	IP	H	R	ER	HR	HB	BB	IBB	SO	WP	BK
2014	Jamestown	3	3	3.58	14	14	0	0	0	0	65.1	75	30	26	3	4	11	0	49	4	1
2015	Bradenton	9	10	4.32	27	25	0	0	0	0	152.0	194	79	73	12	6	19	0	111	5	0
2016	Altoona	3	2	2.36	7	2	0	0	2	0	26.2	23	8	7	0	3	7	0	24	3	0
	Indianapolis	9	6	2.33	20	20	0	0	0	0	112.0	106	34	29	4	11	29	1	92	5	0
2017	Jackson	1	2	3.90	5	5	0	0	0	0	32.1	25	17	14	1	0	9	0	19	2	0
	Reno	8	8	6.94	22	21	0	0	0	0	119.1	173	100	92	19	7	39	1	77	14	0
2018	Tulsa	1	3	5.79	7	6	0	0	0	0	28.0	37	21	18	4	3	4	0	14	0	0
	Hartford	3	4	4.84	16	10	0	0	2	0	61.1	63	35	33	7	5	21	0	24	1	1
Minor League Totals		37	38	4.40	118	103	0	0	4	0	597.0	696	324	292	50	39	139	2	410	34	2

Edgeworth, Danny

Infielder

HT: 6-3

WT: 210

B/T: L/R

Hometown: Nashville, Tenn.

Born: July 26, 1995 in Nashville, Tenn.

School: Mercer

Obtained: Selected in the 23rd round of the 2017 First-Year Player Draft

2018: Named a Northwest League Mid-Season All-Star, his second consecutive season being named a NWL All-Star ... tied for ninth in the league with 34 RBI ... 2017: Named to the Northwest League Post-Season All-Star Team in his first professional season ... finished 10th in the league in batting average and eighth in hits ... started 50 games at third base, four games at second base and two games at first base ... batted .394 (43-for-109) over his final 30 games after the All-Star break.

Year	Team	AVG	G	AB	R	H	2B	3B	HR	RBI	SAC	SF	HBP	BB	IBB	SO	SB	CS	GIDP	OBP	SLG
2017	Boise	.303	61	234	32	71	14	0	3	47	0	9	6	21	0	56	6	1	4	.363	.402
2018	Boise	.255	54	216	34	55	15	2	1	34	1	2	3	11	1	49	5	3	6	.297	.356
Minor League Totals		.280	115	450	66	126	29	2	4	81	1	11	9	32	1	105	11	4	10	.333	.380

Encarnacion, Daniel

HT: 6-3 WT: 170

B/T: R/R

Right-Handed Pitcher

Hometown: Santo Domingo, D.R.

Born: June 14, 1999 in Santo Domingo, D.R.

School: N/A

Obtained: Signed as a non-drafted international free agent, July 2, 2016.

2018: Did not pitch ... 2017: Made six relief appearances and three starts for the DSL Rockies in his first professional season ... allowed three runs in 6.2 innings as a starter while allowing 15 runs in 3.2 innings as a reliever ... 2016: Signed for 2017 season.

Year	Team	W	L	ERA	G	GS	CG	SHO	GF	SV	IP	H	R	ER	HR	HB	BB	IBB	SO	WP	BK
2017	DSL Rockies	0	0	15.68	9	3	0	0	0	0	10.1	9	19	18	1	3	29	0	14	13	0
2018	Did not pitch	-	-	-	-	-	-	-	-	-	-	-	-	-	-	-	-	-	-	-	-
Minor League Totals		0	0	15.68	9	3	0	0	0	0	10.1	9	19	18	1	3	29	0	14	13	0

Estrada, Gabriel

HT: 6-2 WT: 180

B/T: R/R

Right-Handed Pitcher

Hometown: Caracas, Ven.

Born: May 28, 1999 in Caracas, Ven.

School: N/A

Obtained: Signed as a non-drafted international free agent, July 2, 2015.

2018: Did not pitch ... 2017: Did not pitch due to injury ... 2016: Made 10 starts and two relief appearances in his first professional season ... posted a 1.07 WHIP and a .199 opponents batting average ... 2015: Signed for next season.

Year	Team	W	L	ERA	G	GS	CG	SHO	GF	SV	IP	H	R	ER	HR	HB	BB	IBB	SO	WP	BK
2016	DSL Rockies	3	1	2.45	12	10	0	0	0	0	40.1	30	12	11	0	7	13	0	42	5	0
2017	Did not pitch	-	-	-	-	-	-	-	-	-	-	-	-	-	-	-	-	-	-	-	-
2018	Did not pitch	-	-	-	-	-	-	-	-	-	-	-	-	-	-	-	-	-	-	-	-
Minor League Totals		3	1	2.45	12	10	0	0	0	0	40.1	30	12	11	0	7	13	0	42	5	0

Eusebio, Breiling

HT: 6-1 WT: 175

B/T: L/L

Left-Handed Pitcher

Hometown: San Pedro de Macoris, D.R.

Born: Oct. 21, 1996 in San Pedro de Macoris, D.R.

School: N/A

Obtained: Signed as a non-drafted international free agent, Nov. 18, 2013.

2018: Made three starts for Low-A Asheville before being placed on the disabled list on April 18 and missing the remainder of the season ... 2017: Went a combined 6-3 with a 3.61 ERA (57.1 IP, 23 ER) across 11 starts between Short-Season Boise and Low-A Asheville ... went 3-0 with a 1.59 ERA with Boise prior to being promoted ... won Northwest League Pitcher of the Week ending June 25 after tossing seven scoreless innings with eight strikeouts on June 23 at Hillsboro ... made his last start with Asheville on Aug. 10, finishing the season on the disabled list ... 2016: Made 13 starts for Short-Season Boise, tied for the most on the club ... his 63.1 innings pitched were eighth-most in the Northwest League ... 2015: In his second year with the DSL Rockies, led the club and was 10th in the league with a 1.88 ERA (72.0 IP, 15 ER) ... tied for fifth in the DSL with 78 strikeouts ... 2014: Went 1-2 with a 3.72 ERA (29.0 IP, 12 ER) in his first professional season with the DSL Rockies ... held lefties to a .133 batting average.

Year	Team	W	L	ERA	G	GS	CG	SHO	GF	SV	IP	H	R	ER	HR	HB	BB	IBB	SO	WP	BK
2014	DSL Rockies	1	2	3.72	11	5	0	0	1	0	29.0	29	16	12	2	3	11	0	33	2	1
2015	DSL Rockies	4	4	1.88	14	14	0	0	0	0	72.0	59	30	15	1	6	16	0	76	10	3
2016	Boise	2	5	5.26	13	13	0	0	0	0	63.1	78	46	37	6	6	30	0	42	3	2
2017	Boise	3	0	1.59	3	3	0	0	0	0	17.0	10	4	3	0	0	4	0	22	2	1
	Asheville	3	3	4.46	8	8	0	0	0	0	40.1	44	22	20	3	3	16	0	31	4	0
2018	Asheville	0	1	4.82	3	3	0	0	0	0	9.1	12	5	5	1	1	3	0	11	1	0
Minor League Totals		13	15	3.58	52	46	0	0	1	0	231.0	232	123	92	13	19	80	0	215	22	8

Fana, Steven

HT: 6-1 WT: 180

B/T: R/R

Outfielder

Hometown: Santo Domingo, D.R.

Born: June 23, 1999 in Santo Domingo, D.R.

School: N/A

Obtained: Signed as a non-drafted international free agent, July 2, 2016.

2018: Hit eight home runs for DSL Colorado, the most on the club and tied for eighth in the Dominican Summer League ... 2017: Started 22 games in right field and two games in left field in his first professional season ... 2016: Signed for the 2017 season.

Year	Team	AVG	G	AB	R	H	2B	3B	HR	RBI	SAC	SF	HBP	BB	IBB	SO	SB	CS	GDP	OBP	SLG
2017	DSL Rockies	.236	43	157	19	37	9	1	0	11	2	3	4	10	0	44	7	3	0	.293	.306
2018	DSL Colorado	.260	56	215	45	56	18	1	8	42	0	1	9	18	3	46	16	5	4	.342	.465
Minor League Totals		.250	99	372	64	93	27	2	8	53	2	4	13	28	3	90	23	8	4	.321	.398

Feltner, Ryan

HT: 6-4 WT: 190

B/T: R/R

Right-Handed Pitcher

Hometown: Hudson, Ohio

Born: Sept. 2, 1996 in Orlando, Fla.

School: Ohio State

Obtained: Selected in the fourth round of the 2018 First-Year Player Draft.

2018: Made nine starts for Rookie Level Grand Junction in his first professional season, allowing a run only two of his starts ... allowed more than three hits one time ... tossed 18 consecutive scoreless innings in a span of five starts Aug. 3-26 ... PERSONAL: Originally selected by Toronto in the 25th round of the 2015 First-Year Player Draft, but did not sign.

Year	Team	W	L	ERA	G	GS	CG	SHO	GF	SV	IP	H	R	ER	HR	HB	BB	IBB	SO	WP	BK
2018	Grand Junction	0	0	0.88	9	9	0	0	0	0	30.2	16	3	3	1	2	4	0	39	1	0
Minor League Totals		0	0	0.88	9	9	0	0	0	0	30.2	16	3	3	1	2	4	0	39	1	0

Fennell, Trent

Right-Handed Pitcher

HT: 6-5

WT: 205

B/T: R/R

Hometown: Dunn, N.C.

Born: Nov. 26, 1995 in Dunn, N.C.

School: Barton College (N.C.)

Obtained: Selected in the 24th round of the 2018 First-Year Player Draft.

2018: Made seven starts and six relief appearances for Rookie Level Grand Junction ... posted a 0.82 ERA (11.0 IP, 1 ER) as a reliever.

Year	Team	W	L	ERA	G	GS	CG	SHO	GF	SV	IP	H	R	ER	HR	HB	BB	IBB	SO	WP	BK
2018	Grand Junction	0	0	0.88	9	9	0	0	0	0	30.2	16	3	3	1	2	4	0	39	1	0
Minor League Totals		0	0	0.88	9	9	0	0	0	0	30.2	16	3	3	1	2	4	0	39	1	0

Fernandez, Vince

Outfielder

HT: 6-3

WT: 210

B/T: L/R

Hometown: Livermore, Calif.

Born: July 25, 1995 in Livermore, Calif.

School: UC Riverside

Obtained: Selected in the 10th round of the 2016 First-Year Player Draft.

2018: Named a Mid-Season and Post-Season All-Star in the California League ... was also named a MiLB.com Organization All-Star ... tied for the league-lead with a career-high 24 home runs and ranked sixth in the league with 75 RBI ... 2017: Was named a Mid-Season All-Star in the South Atlantic League ... hit .324 (71-for-219) with 11 home runs in the first half ... his 16 home runs tied for fifth in the SAL ... 2016: Posted a .897 OPS with Rookie Level Grand Junction in his first professional season, the highest OPS among Grand Junction regulars ... recorded a 19-game hitting streak June 28-July 25, the third-longest streak in Grand Junction Rockies history.

Year	Team	AVG	G	AB	R	H	2B	3B	HR	RBI	SAC	SF	HBP	BB	IBB	SO	SB	CS	GIDP	OBP	SLG
2016	Grand Junction	.310	51	203	36	63	17	6	5	31	1	3	1	20	0	61	6	2	3	.370	.527
2017	Asheville	.269	100	375	57	101	23	1	16	59	2	2	5	44	2	122	12	8	2	.352	.464
2018	Lancaster	.265	116	423	82	112	25	8	24	75	2	2	7	65	2	172	10	5	3	.370	.532
Minor League Totals		.276	268	1001	175	276	65	15	45	165	5	7	13	129	4	355	28	15	8	.363	.505

Fernandez, Wuardo

Right-Handed Pitcher

HT: 6-1

WT: 168

B/T: R/R

Hometown: Maracay, Ven.

Born: Dec. 14, 2000 in Maracay, Ven.

School: N/A

Obtained: Signed as a non-drafted international free agent, June 2, 2015.

2017: Made eight starts and five relief appearances for DSL Colorado in his first professional season.

Year	Team	W	L	ERA	G	GS	CG	SHO	GF	SV	IP	H	R	ER	HR	HB	BB	IBB	SO	WP	BK
2018	DSL Colorado	4	0	6.31	13	8	0	0	1	0	35.2	40	31	25	2	5	19	0	29	6	1
Minor League Totals		4	0	6.31	13	8	0	0	1	0	35.2	40	31	25	2	5	19	0	29	6	1

Filpo, Eris

Right-Handed Pitcher

HT: 6-3

WT: 170

B/T: R/R

Hometown: Peralta, D.R.

Born: May 3, 1998 in Peralta, D.R.

School: N/A

Obtained: Signed as a non-drafted international free agent, July 2, 2015.

2018: Made 14 starts for Rookie Level Grand Junction, the most on the club ... his 67.0 innings pitched were the most in the Pioneer League ... 2017: Made 12 starts for the DSL Rockies, tied for the most on the club ... led the club with 60 strikeouts while limiting opponents to a .220 average ... 2016: Made 14 relief appearances for the DSL Rockies in his first professional season ... seven of his 14 relief appearances were two innings or greater ... 2015: Signed for next year.

Year	Team	W	L	ERA	G	GS	CG	SHO	GF	SV	IP	H	R	ER	HR	HB	BB	IBB	SO	WP	BK
2016	DSL Rockies	1	0	4.15	14	0	0	0	2	0	21.2	26	11	10	1	1	8	0	14	3	1
2017	DSL Rockies	4	2	2.86	12	12	0	0	0	0	56.2	46	27	18	1	8	20	0	60	11	0
2018	Grand Junction	6	4	5.64	14	14	0	0	0	0	67.0	84	49	42	10	3	25	0	38	1	2
Minor League Totals		11	6	4.33	40	26	0	0	2	0	145.1	156	87	70	12	12	53	0	112	15	3

Foley, Jordan

Right-Handed Pitcher

HT: 6-4 WT: 225 B/T: R/R Hometown: Whitehall, Mich.
 School: Central Michigan

Born: July 12, 1993 in The Colony, Texas

Obtained: Acquired via trade with New York-AL, Nov. 20, 2018.

2018: Led Double-A Trenton with 37 relief appearances and 10 saves in 11 opportunities ... tossed more than one inning in 23 of his 37 appearances, including in both of his starts ... made seven starts in the Arizona Fall League, going 0-2 with a 9.15 ERA (19.2 IP, 20 ER) ... 2017: Made 25 relief appearances for High-A Tampa, fourth-most on the club ... 2016: Transitioned to the bullpen and made 36 total relief appearances, 35 with Tampa, the second-most on the club ... his 88 strikeouts were the most in the Florida State League among all relief pitchers ... 2015: Tossed a career high 90.1 innings in his last season as a starting pitcher ... struck out 26 batters in 16 innings across his last three starts of the season ... 2014: Made 13 relief appearances and six starts between the GCL Yankees and Short-Season Staten Island ... PERSONAL: Originally selected by New York-AL in the fifth round of the 2014 First-Year Player Draft.

Year	Team	W	L	ERA	G	GS	CG	SHO	GF	SV	IP	H	R	ER	HR	HB	BB	IBB	SO	WP	BK
2014	GCL Yankees	0	0	0.00	2	1	0	0	0	0	3.0	1	0	0	0	0	1	0	0	0	0
	Staten Island	0	2	4.46	11	5	0	0	0	0	34.1	34	18	17	1	3	14	0	37	0	0
2015	Charleston	3	7	2.88	17	17	1	0	0	0	84.1	68	32	27	4	6	36	0	93	5	2
	Scranton/WB	0	1	4.50	2	1	0	0	0	0	6.0	5	3	3	0	0	5	0	5	0	0
2016	Tampa	4	0	3.06	35	0	0	0	11	2	64.2	51	24	22	4	5	32	1	88	9	0
	Trenton	0	0	0.00	1	0	0	0	0	0	0.2	0	0	0	0	0	1	0	0	1	0
2017	Tampa	1	1	2.32	25	0	0	0	15	6	31.0	26	9	8	1	2	18	0	49	3	0
2018	Trenton	4	4	2.98	37	2	0	0	23	10	66.1	65	27	22	6	0	35	0	67	3	0
Minor League Totals		12	15	3.07	130	26	1	0	49	18	290.1	250	113	99	16	16	142	1	339	21	2

Franco, Junior

Right-Handed Pitcher

HT: 6-3 WT: 178 B/T: R/R Hometown: San Pedro de Macoris, D.R.
 School: N/A

Born: Feb. 17, 1999 in San Pedro de Macoris, D.R.

Obtained: Signed as a non-drafted international free agent, Feb. 24, 2018

2018: Made 16 combined appearances between each of the Rockies Dominican Summer League teams.

Year	Team	W	L	ERA	G	GS	CG	SHO	GF	SV	IP	H	R	ER	HR	HB	BB	IBB	SO	WP	BK
2018	DSL Colorado	1	0	6.43	8	0	0	0	2	0	7.0	5	5	5	1	6	6	1	8	3	1
	DSL Rockies	0	0	7.15	8	0	0	0	4	1	11.1	11	11	9	1	4	9	0	10	8	0
Minor League Totals		1	0	6.87	16	0	0	0	6	1	18.1	16	16	13	2	10	15	1	18	11	1

French, Parker

Right-Handed Pitcher

HT: 6-2 WT: 200 B/T: L/R Hometown: Austin, Texas
 School: Texas

Born: March 19, 1993 in Austin, Texas

Obtained: Selected in the fifth round of the 2015 First-Year Player Draft.

2018: Transitioned to the bullpen for the first time in his career, making 19 relief appearances to go along with eight starts ... posted a 6.56 ERA (23.1 IP, 17 ER) as a reliever ... 2017: Made 24 starts for Double-A Hartford, his fourth level in three seasons ... 24 starts tied for the second-most on the club ... allowed 108 runs, the most in the Eastern League ... 2016: Made four starts for Low-A Asheville before being promoted to High-A Modesto where he earned California League Post-Season All-Star honors ... his 2.85 ERA (154.2 IP, 49 ER) and 1.04 WHIP were the best the California League ... tossed a complete-game shutout June 29 vs. Stockton, earning Pitcher of the Week honors ... 2015: Started 10 games for Rookie Level Grand Junction in his first professional season ... walked only two batters and struck out 36 batters in 48.1 innings pitched ... was named the Pioneer League Pitcher of the Week for the week ending July 5 after pitching 6.2 shutout innings at Orem, allowing only three hits with no walks and two strikeouts ... PERSONAL: Originally drafted in the 19th round of the 2014 First-Year Player Draft by the Detroit Tigers but returned to play his senior season at Texas.

Year	Team	W	L	ERA	G	GS	CG	SHO	GF	SV	IP	H	R	ER	HR	HB	BB	IBB	SO	WP	BK
2015	Grand Junction	2	4	3.72	10	10	0	0	0	0	48.1	50	22	20	4	1	2	0	36	3	0
2016	Asheville	2	1	1.17	4	4	0	0	0	0	23.0	17	6	3	0	5	4	0	13	1	0
	Modesto	8	9	2.85	24	24	1	1	0	0	154.2	136	61	49	9	11	25	0	109	11	0
2017	Hartford	8	11	6.37	24	24	1	0	0	0	128.2	154	108	91	22	4	52	2	69	8	1
2018	Hartford	1	4	7.95	27	8	0	0	3	0	60.0	79	55	53	7	3	42	0	28	5	2
Minor League Totals		21	29	4.69	89	70	2	1	3	0	414.2	436	252	216	42	24	125	2	255	28	3

Gaddis, Will

Right-Handed Pitcher

HT: 6-1 WT: 185 B/T: R/R Hometown: Brentwood, Tenn.
 School: Furman

Born: March 12, 1996 in Merrimack, N.H.

Obtained: Selected in the third round of the 2017 First-Year Player Draft.

2018: Made 23 starts for Low-A Asheville, tied for the second-most on the club ... 2017: Made nine starts and two relief appearances for Rookie Level Grand Junction in his first professional season ... made two relief appearances to start the season before finishing the season as a starter ... did not issue a walk in six of his 11 appearances ... PERSONAL: Was previously drafted by the New York Yankees in the 36th round of the 2014 First-Year Player Draft, but did not sign.

Year	Team	W	L	ERA	G	GS	CG	SHO	GF	SV	IP	H	R	ER	HR	HB	BB	IBB	SO	WP	BK
2017	Grand Junction	3	1	5.68	11	9	0	0	0	0	44.1	66	33	28	6	2	7	0	26	1	0
2018	Asheville	6	6	5.04	23	23	0	0	0	0	121.1	139	74	68	13	4	32	0	82	9	0
Minor League Totals		9	7	5.22	34	32	0	0	0	0	165.2	205	107	96	19	6	39	0	108	10	0

Garcia, Alfredo

HT: 6-1 WT: 175

B/T: L/L

Left-Handed Pitcher

Hometown: Puerto Ordaz, Ven.

School: N/A

Born: July 22, 1999 in Puerto Ordaz, Ven.

Obtained: Signed as a non-drafted international free agent, July 2, 2016

2018: Made 10 starts for Rookie Level Grand Junction, the second-most on the club ... 2017: Made six starts and three relief appearances in his first professional season ... pitched a season-high six innings in five of nine appearances ... named a *Baseball America* DSL All-Star ... 2016: Signed for 2017 season.

Year	Team	W	L	ERA	G	GS	CG	SHO	GF	SV	IP	H	R	ER	HR	HB	BB	IBB	SO	WP	BK
2017	DSL Rockies	2	3	2.12	9	6	0	0	2	1	46.2	45	18	11	1	2	8	0	41	5	1
2018	Grand Junction	2	5	4.99	11	10	0	0	0	0	48.2	58	35	26	8	5	21	0	27	7	0
Minor League Totals		4	8	3.59	20	16	0	0	2	1	95.1	103	53	38	9	7	29	0	68	12	1

Garcia, Franklin

HT: 6-0 WT: 170

B/T: R/R

Catcher/Infielder

Hometown: Maracay, Ven.

School: N/A

Born: March 3, 1998 in Maracay, Ven.

Obtained: Signed as a non-drafted international free agent, July 2, 2014.

2018: Started 24 games at catcher for Rookie Level Grand Junction ... hit his first career home run July 6 vs. Ogden ... 2017: Appeared in a career-high 63 games in his third season with the DSL Rockies, the most games played on the club ... started 32 games at third base, 17 games at first base and 12 games at catcher ... 2016: Finished second on the DSL Rockies in batting average ... started seven games at catcher and two games in the outfield, his first experience at either position ... 2015: Started 26 games at second base, 14 games at shortstop and 13 games at third base in his first professional season ... hit .340 (16-for-47) vs. left-handed pitchers ... 2014: Signed for next year.

Year	Team	AVG	G	AB	R	H	2B	3B	HR	RBI	SAC	SF	HBP	BB	IBB	SO	SB	CS	GIDP	OBP	SLG
2015	DSL Rockies	.282	56	188	31	53	9	1	0	22	6	1	3	12	0	28	7	5	2	.333	.340
2016	DSL Rockies	.280	47	161	19	45	6	1	0	11	6	0	3	11	0	27	7	4	3	.337	.329
2017	DSL Rockies	.259	63	232	29	60	11	2	0	24	5	1	8	9	0	37	6	5	5	.308	.323
2018	Grand Junction	.224	27	98	12	22	8	1	1	15	0	0	2	2	0	25	2	1	0	.255	.357
Minor League Totals		.265	193	679	91	180	34	5	1	72	17	2	16	34	0	117	22	15	10	.315	.334

Garcia, Kevin

HT: 6-0 WT: 170

B/T: L/L

Left-Handed Pitcher

Hometown: Valencia, Ven.

School: N/A

Born: Nov. 25, 1999 in Valencia, Ven.

Obtained: Signed as a non-drafted international free agent, Sept. 30, 2017.

2018: Made 13 starts for the DSL Rockies, tied for the most on the club ... earned his first professional win Aug. 2 after tossing six innings and allowing one run vs. the DSL Angels.

Year	Team	W	L	ERA	G	GS	CG	SHO	GF	SV	IP	H	R	ER	HR	HB	BB	IBB	SO	WP	BK
2018	DSL Rockies	1	4	3.46	13	13	0	0	0	0	54.2	53	35	21	1	5	27	0	58	9	3
Minor League Totals		1	4	3.46	13	13	0	0	0	0	54.2	53	35	21	1	5	27	0	58	9	3

George, Max

HT: 5-9 WT: 180

B/T: R/R

Infielder

Hometown: Parker, Colo.

School: Regis Jesuit HS (Colo.)

Born: April 7, 1996 in Parker, Colo.

Obtained: Selected in the sixth round of the 2014 First-Year Player Draft.

2018: Hit a career-high 14 home runs in 98 games with High-A Lancaster ... first career multi-home run game June 29 at Stockton ... 2017: Named a Mid-Season All-Star in his second full season at Low-A Asheville ... set career-highs in games, runs hits, doubles, triples, home runs, RBI and stolen bases ... tied for seventh in the South Atlantic League with 30 stolen bases ... 2016: Started 52 games at second base and 41 games at third base for Low-A Asheville ... his .372 on-base percentage was fifth in the South Atlantic League ... 2015: Started the season with Short-Season Boise before being assigned to Low-A Asheville where he finished the season ... saw time at second base for the first time in his career (13 starts) ... 2014: Began his professional career at Rookie Level Grand Junction where he started 44 games at shortstop ... led Grand Junction regulars with a .433 on-base percentage ... though his 136 at-bats fell just short of the qualifications, his on-base percentage would have been tied for third-best in the Pioneer League ... named an MiLB.com Organizational All-Star after the season ... **PERSONAL**: A native of Colorado, attended Regis Jesuit High School and was named the Gatorade Colorado Baseball Player of the Year in 2014 ... was committed to Oregon State University before signing with the Rockies.

Year	Team	AVG	G	AB	R	H	2B	3B	HR	RBI	SAC	SF	HBP	BB	IBB	SO	SB	CS	GIDP	OBP	SLG
2014	Grand Junction	.301	46	136	30	41	8	1	4	19	5	2	8	25	1	44	10	3	1	.433	.463
2015	Boise	.200	10	35	6	7	4	0	1	2	0	2	4	0	13	0	1	1	1	.317	.400
	Asheville	.158	36	114	18	18	5	1	11	3	1	4	20	0	39	8	0	0	.302	.246	
2016	Asheville	.248	111	347	48	86	25	2	8	39	20	4	17	54	0	104	10	8	1	.372	.401
2017	Asheville	.252	117	416	65	105	27	3	13	47	13	3	14	46	0	83	30	10	1	.344	.425
2018	Lancaster	.209	98	297	61	62	15	3	14	42	7	3	19	44	0	87	27	6	4	.344	.421
Minor League Totals		.237	418	1345	228	319	84	10	41	159	50	13	64	193	1	369	85	28	8	.357	.406

Gil, Gabriel

Catcher

HT: 5-10

WT: 173

B/T: R/R

Hometown: Valencia, Ven.

Born: March 9, 2001 in Valencia, Ven.

School: N/A

Obtained: Signed as a non-drafted international free agent, Jan. 31, 2018.

2018: Started 28 games at catcher for the DSL Rockies, throwing out 41% of runners trying to steal second.

Year	Team	AVG	G	AB	R	H	2B	3B	HR	RBI	SAC	SF	HBP	BB	IBB	SO	SB	CS	GIDP	OBP	SLG
2018	DSL Rockies	.182	33	99	11	18	4	1	0	10	1	0	3	14	0	42	1	0	0	.302	.242
Minor League Totals		.182	33	99	11	18	4	1	0	10	1	0	3	14	0	42	1	0	0	.302	.242

Gilbreath, Lucas

Left-Handed Pitcher

HT: 6-1

WT: 185

B/T: L/L

Hometown: Westminster, Colo.

Born: March 5, 1996 in Westminster, Colo.

School: Minnesota

Obtained: Selected in the seventh round of the 2017 First-Year Player Draft.

2018: Made five relief appearances to begin the season before moving to the starting rotation ... posted a 4.13 ERA (56.2 IP, 26 ER) in the second half after a 5.92 first-half ERA ... **2017:** Made 10 starts and two relief appearances for Rookie Level Grand Junction in his first season ... his 4.60 ERA was the lowest among Grand Junction starters ... named the Pioneer League Pitcher of the Week for July 17-23 after tossing five shutout innings and allowing one hit July 22 vs. Billings ... **PERSONAL:** Colorado native attended Legacy High School in Broomfield where he led Colorado Class 5A in strikeouts as a junior and as a senior ... was previously selected by the Rockies in the 36th round of the 2014 First-Year Player Draft, but did not sign.

Year	Team	W	L	ERA	G	GS	CG	SHO	GF	SV	IP	H	R	ER	HR	HB	BB	IBB	SO	WP	BK
2017	Grand Junction	2	3	4.60	12	10	0	0	0	0	43.0	39	24	22	3	2	27	0	32	3	1
2018	Asheville	7	8	5.04	26	21	1	0	2	2	116.0	133	72	65	9	11	24	0	119	10	0
Minor League Totals		9	11	4.92	38	31	1	0	2	2	159.0	172	96	87	12	13	51	0	151	13	1

Gold, Brandon

Right-Handed Pitcher

HT: 6-3

WT: 203

B/T: R/R

Hometown: Johns Creek, Ga.

Born: Sept. 16, 1994 in Atlanta, Ga.

School: Georgia Tech

Obtained: Selected in the 12th round of the 2016 First-Year Player Draft.

2018: Led the California League with 154.0 innings pitched, tied for third with nine wins and ranked seventh with 121 strikeouts ... **2017:** Split the season between Low-A Asheville and High-A Lancaster, going a combined 8-8 with a 4.37 ERA (146.1 IP, 71 ER), 21 walks and 112 strikeouts ... made two starts in the postseason with Lancaster, going 1-0 with a 2.13 ERA (12.2 IP, 3 ER) ... **2016:** Made 15 relief appearances for Short-Season Boise in his first professional season ... pitched two or more innings in seven appearances.

Year	Team	W	L	ERA	G	GS	CG	SHO	GF	SV	IP	H	R	ER	HR	HB	BB	IBB	SO	WP	BK
2016	Boise	1	2	4.01	15	0	0	0	4	0	24.2	30	15	11	3	1	2	0	23	3	0
2017	Asheville	4	5	4.33	13	13	1	0	0	0	70.2	94	43	34	9	1	9	0	62	2	0
	Lancaster	4	3	4.40	12	12	0	0	0	0	75.2	97	45	37	10	1	12	0	50	2	0
2018	Lancaster	9	9	5.44	27	27	0	0	0	0	154.0	204	101	93	20	3	32	0	121	6	0
Minor League Totals		18	19	4.85	67	52	1	0	4	0	325.0	425	204	175	42	6	55	0	256	13	0

Golden, Casey

Outfielder

HT: 6-2

WT: 185

B/T: R/R

Hometown: Greensboro, N.C.

Born: Sept. 1, 1994 in Greensboro, N.C.

School: UNC Wilmington

Obtained: Selected in the 20th round of the 2017 First-Year Player Draft.

2018: Named the South Atlantic League MVP after leading the league with 34 home runs, 95 RBI and 92 runs scored ... also tied for ninth with 24 stolen bases ... also named a Mid-Season and Post-Season MVP as well as a MiLB.com Organization All-Star ... named SAL Player of the Week Aug. 13-19 after batting .458 with three doubles, one triple, two home runs and eight RBI ... **2017:** Named a Post-Season All-Star for Rookie Level Grand Junction in his first professional season ... his 20 home runs were the most in the Pioneer League and the most in Grand Junction Rockies history ... hit 11 home runs in August, including two multi-home run games Aug. 15 and Aug. 17 at Missoula.

Year	Team	AVG	G	AB	R	H	2B	3B	HR	RBI	SAC	SF	HBP	BB	IBB	SO	SB	CS	GIDP	OBP	SLG
2017	Grand Junction	.288	54	208	55	60	14	1	20	59	1	2	12	17	0	74	8	1	1	.372	.654
2018	Asheville	.278	124	461	92	128	23	3	34	95	2	2	22	38	1	180	24	8	0	.359	.562
Minor League Totals		.281	178	669	147	188	37	4	54	154	2	4	34	55	1	254	32	9	1	.364	.590

Golsan, Will

Outfielder

HT: 6-1

WT: 185

B/T: R/R

Hometown: Columbus, Miss.

Born: March 6, 1996 in Columbus, Miss.

School: Mississippi

Obtained: Selected in the 26th round of the 2018 First-Year Player Draft.

2018: Finished fifth in the Pioneer League with 85 hits, tied for fourth with 16 stolen bases and 11th with a .321 batting average.

Year	Team	AVG	G	AB	R	H	2B	3B	HR	RBI	SAC	SF	HBP	BB	IBB	SO	SB	CS	GIDP	OBP	SLG
2018	Grand Junction	.321	63	265	58	85	13	2	3	26	0	2	2	30	0	42	16	10	6	.391	.419
Minor League Totals		.321	63	265	58	85	13	2	3	26	0	2	2	30	0	42	16	10	6	.391	.419

Gonzalez, Carlos

HT: 6-2 WT: 180

B/T: R/R

Right-Handed Pitcher

Hometown: Maracaibo, Ven.

Born: Dec. 11, 1998 in Maracaibo, Ven.

School: N/A

Obtained: Signed as a non-drafted international free agent, July 2, 2015.

2018: Set career highs in nearly every category ... his 68.0 innings pitched were second-most on DSL Colorado and 15th-most in the DSL ... 2017: Tossed a team-high 57.2 innings in his second season with the DSL Rockies ... 2016: Went 0-1 with a 6.23 ERA (8.2 IP, 6 ER) in three starts, 4-2 with a 3.86 ERA (21.0 IP, 9 ER) in 10 relief appearances in his first professional season ... 2015: Signed for next year.

Year	Team	W	L	ERA	G	GS	CG	SHO	GF	SV	IP	H	R	ER	HR	HB	BB	IBB	SO	WP	BK
2016	DSL Rockies	4	3	4.55	13	3	0	0	1	0	29.2	47	23	15	1	3	4	0	15	2	0
2017	DSL Rockies	4	5	3.12	18	2	0	0	4	0	57.2	63	27	20	3	5	7	1	44	11	2
2018	DSL Colorado	5	2	3.31	14	11	1	0	2	1	68.0	60	28	25	4	4	13	0	54	6	2
Minor League Totals		13	10	3.48	45	16	1	0	7	1	155.1	170	78	60	8	12	24	1	113	19	4

Gonzalez, Hidekel

HT: 6-0 WT: 190

B/T: R/R

Hometown: Santo Domingo, D.R.

Born: Oct. 7, 1996 in New York, N.Y.

School: N/A

Obtained: Signed as a non-drafted international free agent, July 2, 2013.

2018: Began the season with Low-A Asheville before moving to Short-Season Boise in June, where he would finish the season ... through out 26 of 70 base stealers between the two stops ... 2017: Split time between Rookie Level Grand Junction and Short-Season Boise, batting a combined .261 (46-for-176) in 42 games ... 2016: Led the DSL Rockies in batting average, on-base percentage and slugging percentage ... hit two home runs Aug. 2 vs. the DSL Tigers ... started 36 games at catcher and 20 games at first base ... 2015: Started 25 games at catcher and 23 games at first base in his second season with the DSL Rockies ... tied for the highest on-base percentage on the club (.386) while his .802 OPS led all DSL Rockies ... 2014: Appeared in 17 games with the DSL Rockies, 12 as the starting catcher ... recorded a 39.2% (11-for-28) caught stealing percentage

Year	Team	AVG	G	AB	R	H	2B	3B	HR	RBI	SAC	SF	HBP	BB	IBB	SO	SB	CS	GDP	OBP	SLG
2014	DSL Rockies	.250	17	52	3	13	6	0	0	7	0	1	2	3	0	14	1	1	1	.310	.365
2015	DSL Rockies	.326	51	178	21	58	8	1	2	27	1	4	4	16	0	27	6	4	2	.386	.416
2016	DSL Rockies	.325	59	212	41	69	13	4	4	31	1	5	9	17	1	31	7	3	8	.391	.481
2017	Grand Junction	.242	15	62	9	15	3	1	2	9	0	1	0	2	0	16	1	1	0	.262	.419
	Boise	.272	28	114	19	31	6	1	4	17	0	0	2	1	0	37	1	1	1	.291	.447
2018	Boise	.164	42	152	13	25	7	1	0	13	0	0	0	10	0	39	1	0	3	.216	.224
	Asheville	.129	19	62	5	8	1	0	0	2	1	1	3	4	0	18	0	0	1	.214	.145
Minor League Totals		.263	231	832	111	219	44	8	12	106	3	12	20	53	1	182	17	10	16	.318	.379

Gonzalez, Nelson

HT: 6-1 WT: 215

B/T: R/R

Right-Handed Pitcher

Hometown: Barahona, D.R.

Born: Feb. 15, 1990 in Barahona, D.R.

School: N/A

Obtained: Signed as a non-drafted international free agent, Jan. 2, 2007.

2018: Made five starts and 15 relief appearances for Triple-A Albuquerque ... the five starts were his most since 2008 ... 2017: Made 16 relief appearances for Albuquerque ... his five innings pitched on Aug. 19 his longest outing since 2011 ... recorded three or more innings pitched five times ... 2016: Made 28 relief appearances for Albuquerque ... 35.1 innings pitched was his fewest since 2010 as a member of Rookie Level Casper ... 2015: Pitched 12 games for Double-A New Britain before being promoted to Triple-A ... in 14 relief appearances with Albuquerque before the All-Star break, went 3-2 with a 2.52 ERA (25.0 IP, 7 ER) ... 2014: Made his Double-A debut, appearing in 47 games out of the bullpen for Double-A Tulsa ... 2013: Spent the entire season with High-A Modesto and appeared in a career-high 55 games ... 2012: Appeared in 51 games for Low-A Asheville and recorded a career-high four saves ... 2011: Spent the entire season with Short-Season Tri-City where he led the Northwest League with seven wins ... was named the Northwest League Pitcher of the Week, July 4-10 ... 2010: Made 20 relief appearances for Rookie Level Casper, the second-most appearances on the club ... 2009: Spent his third professional season with the DSL Rockies finishing second on the club with 27 appearances ... 2008: Spent the season with the DSL Rockies and finished second on the club in innings pitched and strikeouts ... 2007: Went 3-1 with a 3.21 ERA (47.1 IP, 17 ER) in his first professional season.

Year	Team	W	L	ERA	G	GS	CG	SHO	GF	SV	IP	H	R	ER	HR	HB	BB	IBB	SO	WP	BK
2007	DSL Rockies	3	1	3.23	15	7	0	0	1	0	47.1	40	23	17	1	8	19	0	22	7	2
2008	DSL Rockies	4	6	3.05	16	7	0	0	2	0	62.0	51	27	21	3	8	9	0	54	6	0
2009	DSL Rockies	5	5	3.18	27	2	0	0	5	0	51.0	60	29	18	0	7	17	3	50	5	0
2010	Casper	2	2	4.18	20	0	0	0	10	0	32.1	33	18	15	5	3	10	0	34	4	0
2011	Tri-City	7	0	1.71	20	4	0	0	11	3	58.0	48	16	11	0	6	10	0	49	7	3
2012	Asheville	8	4	4.12	51	0	0	0	32	4	63.1	66	38	29	3	6	25	0	63	6	1
2013	Modesto	5	6	5.00	55	0	0	0	13	0	77.1	76	46	43	10	2	16	0	82	6	3
2014	Tulsa	6	3	4.16	47	0	0	0	15	0	67.0	63	39	31	3	2	26	0	54	8	2
2015	New Britain	1	1	1.50	12	0	0	0	1	0	18.0	14	6	3	0	0	3	0	11	1	0
	Albuquerque	4	3	3.53	30	0	0	0	5	0	51.0	46	28	20	5	0	17	0	51	5	0
2016	Albuquerque	3	3	5.09	28	0	0	0	11	0	35.1	39	21	20	7	0	15	2	32	4	0
2017	Albuquerque	0	1	4.18	16	0	0	0	6	0	32.1	26	16	15	4	1	18	0	24	1	0
2018	Albuquerque	3	2	5.36	20	5	0	0	5	0	47.0	52	30	28	10	1	16	0	45	2	1
Minor League Totals		51	37	3.80	357	25	0	0	117	7	642.1	614	337	271	51	44	201	5	571	62	11

Goudeau, Ashton

HT: 6-6

WT: 205

B/T: R/R

Right-Handed Pitcher

Hometown: Bossier City, La.

Born: July 23, 1992 in Newport, Ark.

School: Metropolitan CC (Mo.)

Obtained: Signed as a Minor League free agent, Nov. 16, 2018.

2018: Spent time at three levels in the Seattle organization, making a combined career-high 32 appearances ... tossed his first career complete-game shutout as a member of Double-A Arkansas, Aug. 9 vs. Frisco ... 2017: Made 14 relief appearances and seven starts for Double-A Northwest Arkansas ... also made a rehab stint with the AZL Royals ... 2016: Set career-highs in innings, strikeouts, wins and losses, going a combined 7-17 with a 5.29 ERA, 32 walks and 103 strikeouts between High-A Wilmington and Northwest Arkansas ... 2015: Posted a career-low 3.22 ERA between stops at Wilmington and Low-A Lexington ... 2014: Made a combined 15 relief appearances between Lexington and Rookie Level Idaho Falls ... 2013: Made nine relief appearances and five starts for Idaho Falls ... 2012: Made 13 relief appearances with the AZL Royals in his first professional season ... PERSONAL: Originally selected by Kansas City in the 27th round of the 2012 First-Year Player Draft.

Year	Team	W	L	ERA	G	GS	CG	SHO	GF	SV	IP	H	R	ER	HR	HB	BB	IBB	SO	WP	BK
2012	AZL Royals	1	1	3.97	13	0	0	0	5	1	34.0	31	18	15	1	1	16	0	43	7	0
2013	Idaho Falls	1	5	10.18	14	5	0	0	2	0	40.2	71	55	46	4	1	14	0	23	7	0
2014	Idaho Falls	1	0	1.69	8	0	0	0	4	0	16.0	12	3	3	1	2	4	0	15	3	0
	Lexington	0	0	6.62	7	0	0	0	2	0	17.2	23	16	13	2	0	6	0	18	2	0
2015	Lexington	1	0	3.06	7	0	0	0	3	1	17.2	17	7	6	0	0	2	0	21	5	0
	Wilmington	6	4	3.26	24	5	0	0	11	1	69.0	69	32	25	8	2	10	0	61	6	0
2016	Wilmington	2	4	5.14	7	5	0	0	1	0	35.0	41	23	20	2	0	9	0	35	4	0
	NW Arkansas	5	13	5.34	20	17	0	0	0	0	92.2	110	55	55	13	3	23	0	68	4	0
2017	NW Arkansas	3	7	5.37	21	7	0	0	4	1	57.0	78	39	34	7	0	17	1	43	4	1
	AZL Royals	0	0	0.00	2	1	0	0	0	0	3.0	2	0	0	0	0	1	0	3	0	0
2018	Modesto	1	1	4.50	3	3	0	0	0	0	14.0	14	8	7	2	0	6	0	12	2	1
	Arkansas	4	5	4.38	9	9	1	1	0	0	51.1	51	26	25	5	5	14	1	35	1	0
	Tacoma	1	5	8.20	20	2	0	0	2	0	37.1	59	36	34	6	0	19	0	31	2	0
Minor League Totals		26	45	5.25	155	54	1	1	34	4	485.1	578	318	283	51	14	141	2	408	47	2

Gray, Peyton

HT: 6-3

WT: 200

B/T: R/R

Right-Handed Pitcher

Hometown: Columbus, Ind.

Born: June 2, 1995 in Columbus, Ind.

School: Western Michigan

Obtained: Signed as a Minor League free agent, June 26, 2018.

2018: Made 16 relief appearances for Short-Season Boise, tying for the team lead with four wins ... scored upon in four of 16 outings.

Year	Team	W	L	ERA	G	GS	CG	SHO	GF	SV	IP	H	R	ER	HR	HB	BB	IBB	SO	WP	BK
2018	Boise	4	0	2.11	16	0	0	0	2	0	21.1	12	6	5	3	1	3	0	36	2	0
Minor League Totals		4	0	2.11	16	0	0	0	2	0	21.1	12	6	5	3	1	3	0	36	2	0

Griggs, Scott

HT: 6-4

WT: 215

B/T: R/R

Right-Handed Pitcher

Hometown: La Jolla, Calif.

Born: May 13, 1991 in La Jolla, Calif.

School: UCLA

Obtained: Signed as a Minor League free agent, July 17, 2017.

2018: Set career-highs with 49 appearances and 57 innings pitched with Double-A Hartford ... his 49 relief appearances were tied for the fourth-most in the Eastern League ... 2017: Signed with the Rockies in July after being released by the Dodgers on March 31 ... scored upon in five of 10 outings, including four runs once and five runs once ... 2016: Allowed one run in 12.1 innings with High-A Rancho Cucamonga before being promoted to Double-A Tulsa in late May where he logged five saves in six opportunities ... 2015: Allowed at least one run in seven of 21 outings with Low-A Great Lakes, more than one run just one time ... 2014: Did not pitch ... 2013: Made a career-high 34 relief appearances for Low-A Great Lakes, third-most on the club ... 2013: Split time between Rookie Level Ogden and Low-A Great Lakes in his first season ... PERSONAL: Originally selected by Los Angeles-NL in the eighth round of the 2012 First-Year Player Draft.

Year	Team	W	L	ERA	G	GS	CG	SHO	GF	SV	IP	H	R	ER	HR	HB	BB	IBB	SO	WP	BK
2012	Ogden	0	0	4.09	11	0	0	0	10	5	11.0	5	7	5	0	1	8	0	18	5	0
	Great Lakes	1	0	3.86	8	0	0	0	2	0	11.2	7	5	5	0	1	13	0	14	3	0
2013	Great Lakes	2	7	2.56	34	0	0	0	18	4	45.2	28	18	13	1	5	33	1	74	7	0
2014	Did not pitch																				
2015	Great Lakes	3	1	2.08	21	0	0	0	8	0	30.1	22	10	7	0	4	18	0	44	5	0
	Tulsa	0	0	4.50	1	0	0	0	0	0	2.0	2	1	1	0	0	0	0	3	0	0
2016	Rancho Cucamonga	1	1	0.73	12	0	0	0	12	7	12.1	3	1	1	1	1	2	0	10	0	0
	Tulsa	0	2	4.54	31	0	0	0	15	5	33.2	33	20	17	3	1	20	2	21	2	0
2017	Lancaster	0	3	12.60	10	0	0	0	6	3	10.0	9	15	14	0	0	15	0	11	2	0
2018	Hartford	4	0	3.47	49	0	0	0	17	4	57.0	52	25	22	6	5	22	0	63	4	0
Minor League Totals		11	14	3.58	177	0	0	0	88	28	213.2	161	102	85	11	18	131	3	258	28	0

Guerrero, Junior

HT: 6-1 **WT:** 170 **B/T:** R/R **Hometown:** San Pedro de Macoris, D.R.
Born: Sept. 11, 2000 in San Pedro de Macoris, D.R. **School:** N/A
Obtained: Signed as a non-drafted international free agent, April 28, 2018.
2017: Appeared in 43 games with the DSL Rockies in his professional season ... batted .231 in the second half.

Year	Team	AVG	G	AB	R	H	2B	3B	HR	RBI	SAC	SF	HBP	BB	IBB	SO	SB	CS	GIDP	OBP	SLG
2018	DSL Rockies	.180	43	150	13	27	5	2	0	10	1	0	2	8	0	38	2	6	1	.231	.240
Minor League Totals		.180	43	150	13	27	5	2	0	10	1	0	2	8	0	38	2	6	1	.231	.240

Guevara, Eliecer

Right-Handed Pitcher

HT: 6-2 **WT:** 190 **B/T:** R/R **Hometown:** Caracas, Ven.
Born: April 5, 1999 in Caracas, Ven. **School:** N/A
Obtained: Signed as a non-drafted international free agent, April 5, 2017.
2018: Did not play after being placed on the 60-day disabled list on June 2 ... **2017:** Went 1-2 with a 3.60 ERA (15.0 IP, 6 ER) in four starts, 2-0 with a 3.75 ERA (12.0 IP, 5 ER) in four relief appearances in his first professional season.

Year	Team	W	L	ERA	G	GS	CG	SHO	GF	SV	IP	H	R	ER	HR	HB	BB	IBB	SO	WP	BK
2017	DSL Rockies	3	2	3.67	8	4	0	0	0	0	27.0	28	17	11	1	4	11	0	27	7	0
2018	Did not play	-	-	-	-	-	-	-	-	-	-	-	-	-	-	-	-	-	-	-	-
Minor League Totals		3	2	3.67	8	4	0	0	0	0	27.0	28	17	11	1	4	11	0	27	7	0

Guevara, Javier

Catcher

HT: 5-11 **WT:** 165 **B/T:** R/R **Hometown:** Valencia, Ven.
Born: Sept. 25, 1997 in Valencia, Ven. **School:** N/A
Obtained: Signed as a non-drafted international free agent, July 2, 2014.
2018: Set career-highs in doubles, home runs and RBI as Rookie Level Grand Junction's starting catcher ... **2017:** Started 38 games at catcher for Rookie Level Grand Junction ... recorded a career-high three triples ... **2016:** Split time between catcher and first base in his second season with the DSL Rockies ... his .348 on-base percentage was second-highest on the club ... **2015:** Started 37 games at catcher and appeared in one game at third base in his first professional season ... **2014:** Signed for next year.

Year	Team	AVG	G	AB	R	H	2B	3B	HR	RBI	SAC	SF	HBP	BB	IBB	SO	SB	CS	GIDP	OBP	SLG
2015	DSL Rockies	.246	41	142	24	35	8	1	2	15	2	1	3	15	0	40	0	1	1	.329	.359
2016	DSL Rockies	.258	56	198	19	51	9	0	3	15	0	1	6	22	0	47	6	4	2	.348	.348
2017	Grand Junction	.268	47	198	23	53	8	3	0	14	0	1	1	8	0	47	2	1	4	.298	.338
2018	Grand Junction	.279	49	183	19	51	11	2	4	32	1	2	2	9	0	31	2	1	8	.316	.426
Minor League Totals		.264	193	721	85	190	36	6	9	76	3	5	12	54	0	165	10	7	16	.323	.368

Guillen, Alexander

Right-Handed Pitcher

HT: 6-2 **WT:** 175 **B/T:** R/R **Hometown:** Hatillo, D.R.
Born: Nov. 23, 1995 in San Cristobal, D.R. **School:** N/A
Obtained: Signed as a non-drafted international free agent, Jan. 28, 2013.
2018: Named a California League Mid-Season All-Star ... made a career-high 51 relief appearances for High-A Lancaster, the second-most in the California League ... **2017:** Led the High-A Lancaster club with 46 relief appearances, the fourth-most appearances in the California League ... ranked fifth in the CAL with 12 saves ... **2016:** Recorded 17 saves for Low-A Asheville, tied for the third-most in the South Atlantic League ... **2015:** Went 3-5 with a 2.18 ERA (57.2 IP, 14 ER) and three saves in 18 appearances, five starts, for the DSL Rockies ... was assigned to Rookie Level Grand Junction Aug. 26 where he appeared in four games to finish the season ... **2014:** Appeared in 27 games with two starts for the DSL Rockies in his second professional season ... **2013:** Pitched one inning for the DSL Rockies in his first professional season.

Year	Team	W	L	ERA	G	GS	CG	SHO	GF	SV	IP	H	R	ER	HR	HB	BB	IBB	SO	WP	BK
2013	DSL Rockies	0	1	9.00	1	1	0	0	0	0	1.0	2	2	1	0	0	1	0	1	0	0
2014	DSL Rockies	5	6	2.72	27	2	0	0	20	8	36.1	33	24	11	2	2	16	0	34	7	0
2015	DSL Rockies	3	5	2.18	18	5	0	0	4	3	57.2	42	25	14	0	1	22	0	66	8	0
	Grand Junction	0	1	17.18	4	0	0	0	1	0	3.2	8	8	7	1	0	1	0	7	1	0
2016	Asheville	3	2	3.40	35	0	0	0	25	17	39.2	39	15	15	6	0	15	0	46	7	0
2017	Lancaster	0	6	6.26	46	0	0	0	32	12	54.2	73	39	38	8	2	26	0	72	16	0
2018	Lancaster	3	3	4.15	51	0	0	0	24	1	65.0	58	32	30	7	1	27	0	81	7	0
Minor League Totals		14	24	4.05	182	8	0	0	106	41	258.0	255	145	116	24	6	108	0	307	46	0

Hall, Zach

Outfielder

HT: 6-0 **WT:** 195 **B/T:** L/L **Hometown:** Granite Bay, Calif.
Born: June 26, 1996 in Granite Bay, Calif. **School:** UC Colorado Springs
Obtained: Selected in the 19th round of the 2018 First-Year Player Draft.
2018: Hit eight home runs in 49 games with Rookie Level Grand Junction ... recorded two multi-home run games (June 18 & July 22), his first coming in the third game of his professional career.

Year	Team	AVG	G	AB	R	H	2B	3B	HR	RBI	SAC	SF	HBP	BB	IBB	SO	SB	CS	GIDP	OBP	SLG
2018	Grand Junction	.192	49	156	21	30	5	4	8	17	0	2	3	12	0	58	0	0	0	.260	.429
Minor League Totals		.192	49	156	21	30	5	4	8	17	0	2	3	12	0	58	0	0	0	.260	.429

Harlow, Colton

HT: 5-10

WT: 170

B/T: L/L

Left-Handed Pitcher

Hometown: Mount Jackson, Va.

School: James Madison

Born: Sept. 21, 1995 in Mount Jackson, Va.

Obtained: Selected in the 30th round of the 2018 First-Year Player Draft.

2018: Made 19 relief appearances for Rookie Level Grand Junction in his first professional season ... did not allow a run in his last nine appearances, including two postseason appearances.

Year	Team	W	L	ERA	G	GS	CG	SHO	GF	SV	IP	H	R	ER	HR	HB	BB	IBB	SO	WP	BK
2018	Grand Junction	1	0	4.57	19	0	0	0	7	0	21.2	21	11	11	1	0	12	0	22	3	0
Minor League Totals		1	0	4.57	19	0	0	0	7	0	21.2	21	11	11	1	0	12	0	22	3	0

Harris, Cade

HT: 6-2

WT: 195

B/T: L/R

Outfielder

Hometown: Leona, Texas

School: Oklahoma

Born: May 27, 1997 in Leona, Texas

Obtained: Selected in the 10th round of the 2018 First-Year Player Draft.

2018: Started 44 games in right field and 12 games in left field for Short-Season Boise ... led the Northwest League with 43 walks, ranked fifth with a .396 on-base percentage and tied for eighth with eight home runs.

Year	Team	AVG	G	AB	R	H	2B	3B	HR	RBI	SAC	SF	HBP	BB	IBB	SO	SB	CS	GIDP	OBP	SLG
2018	Boise	.249	59	205	40	51	6	1	8	25	1	2	4	43	1	69	13	8	2	.386	.405
Minor League Totals		.249	59	205	40	51	6	1	8	25	1	2	4	43	1	69	13	8	2	.386	.405

Harris, Nate

HT: 6-0

WT: 190

B/T: R/R

Right-Handed Pitcher

Hometown: San Antonio, Texas

School: Minnesota

Born: Sept. 7, 1994 in San Antonio, Texas

Obtained: Selected in the 21st round of the 2017 First-Year Player Draft.

2018: Made 40 relief appearances with Low-A Asheville, tied for the fourth-most in the South Atlantic League ... walked only seven batters across 70 innings pitched ... 2017: Scored upon in five of 12 relief appearances for Short-Season Boise in his first season ... allowed five runs in one outing, one run in each of the other four.

Year	Team	W	L	ERA	G	GS	CG	SHO	GF	SV	IP	H	R	ER	HR	HB	BB	IBB	SO	WP	BK
2017	Boise	1	1	4.60	12	0	0	0	3	0	15.2	17	9	8	1	1	7	0	21	2	1
2017	Asheville	2	1	3.86	40	2	0	0	8	2	70.0	76	31	30	7	4	7	0	81	2	3
Minor League Totals		3	2	3.99	52	2	0	0	11	2	85.2	93	40	38	8	5	14	0	102	4	4

Hatch, LJ

HT: 5-11

WT: 175

B/T: R/R

Infielder

Hometown: Shawnee, Kan.

School: New Mexico State

Born: May 18, 1994 in Shawnee, Kan.

Obtained: Signed as a non-drafted free agent, July 25, 2017.

2018: Hit his first career home run Aug. 9 vs. Spokane ... 2017: Started 11 games at shortstop, four games at second base and two games at third base for Short-Season Boise.

Year	Team	AVG	G	AB	R	H	2B	3B	HR	RBI	SAC	SF	HBP	BB	IBB	SO	SB	CS	GIDP	OBP	SLG
2017	Boise	.221	17	68	7	15	2	0	0	4	2	0	1	5	0	9	1	1	2	.284	.250
2018	Grand Junction	.118	11	34	2	4	0	0	0	2	0	0	1	4	0	10	0	0	1	.231	.118
	Boise	.258	42	159	26	41	6	3	2	20	1	1	3	11	0	36	4	2	4	.316	.371
	Albuquerque	.000	1	1	0	0	0	0	0	0	0	0	0	0	0	1	0	0	0	.000	.000
Minor League Totals		.229	71	262	35	60	8	3	2	26	3	1	5	20	0	56	5	3	7	.295	.305

Hatcher, Cayden

HT: 6-5

WT: 200

B/T: R/R

Right-Handed Pitcher

Hometown: Ponte Vedra Beach, Fla.

School: Nichols St.

Born: Sept. 9, 1995 in Point Vedra Beach, Fla.

Obtained: Signed as a Minor League free agent, June 15, 2018.

2018: Went 1-0 with a 7.30 ERA (12.1 IP, 10 ER) in seven starts, 1-0 with a 3.95 ERA (13.2 IP, 6 ER) in seven relief appearances with Rookie Level Grand Junction.

Year	Team	W	L	ERA	G	GS	CG	SHO	GF	SV	IP	H	R	ER	HR	HB	BB	IBB	SO	WP	BK
2018	Grand Junction	2	0	5.54	11	4	0	0	1	0	26.0	24	20	16	3	6	11	0	23	2	0
Minor League Totals		2	0	5.54	11	4	0	0	1	0	26.0	24	20	16	3	6	11	0	23	2	0

Hathcock, Colton

HT: 6-2

WT: 185

B/T: R/R

Right-Handed Pitcher

Hometown: Atoka, Tenn.

School: Memphis

Born: Nov. 2, 1995 in Atoka, Tenn.

Obtained: Selected in the 15th round of the 2017 First-Year Player Draft.

2018: Made three relief appearances in April before being shutdown for the season ... 2017: Made 23 relief appearances for Rookie Level Grand Junction in first season ... led the club with five holds ... was 2-0 with a 2.04 ERA (17.2 IP, 4 ER) in 12 appearances in the second half.

Year	Team	W	L	ERA	G	GS	CG	SHO	GF	SV	IP	H	R	ER	HR	HB	BB	IBB	SO	WP	BK
2017	Grand Junction	2	4	3.82	23	0	0	0	5	0	33.0	24	19	14	0	3	16	0	39	1	0
2018	Asheville	0	1	40.50	3	0	0	0	1	0	2.0	10	10	9	0	0	4	0	2	0	0
Minor League Totals		2	5	5.91	26	0	0	0	6	0	35.0	34	29	23	0	3	20	0	41	1	0

Hearn, Matt

Outfielder

HT: 5-9 WT: 165 B/T: L/R

Hometown: Campbell, Calif.

Born: Feb. 29, 1996 in San Jose, Calif.

School: Mission College (Calif.)

Obtained: Signed as a Minor League free agent, May 29, 2018.

2018: Began the season with the Gateway Grizzlies in the independent Frontier League before being signed by the Rockies on May 29 ... hit a combined .329 between Short-Season Boise and Low-A Asheville ... 2017: Appeared in 74 games with Gateway, batting a team-leading .331 and recording a franchise record 30 stolen bases ... 2016: Appeared in 34 games with Rookie Level Danville in the Atlanta Braves organization ... PERSONAL: Originally selected by Atlanta in the 24th round of the 2016 First-Year Player Draft.

Year	Team	AVG	G	AB	R	H	2B	3B	HR	RBI	SAC	SF	HBP	BB	IBB	SO	SB	CS	GIDP	OBP	SLG
2016	Danville	.228	34	92	9	21	0	0	0	3	3	0	0	7	0	24	1	4	2	.283	.228
2017	Gateway (Ind.)	.331	74	296	51	98	2	4	0	23	6	1	1	25	0	41	30	10	-	.384	.365
2018	Gateway (Ind.)	.305	15	59	7	18	1	0	1	6	0	0	0	4	0	6	3	6	-	.349	.373
	Boise	.377	36	151	24	57	4	4	0	17	2	0	2	9	0	29	12	6	1	.420	.457
	Asheville	.271	31	129	18	35	3	1	0	10	2	0	0	12	0	23	6	5	0	.333	.310
Minor League Totals		.304	101	372	51	113	7	5	0	30	7	0	2	28	0	76	19	15	3	.356	.348
Indy League Totals		.327	89	355	58	116	3	4	1	29	6	1	1	29	0	47	33	16	-	.378	.366

Hepple, Eric

Right-Handed Pitcher

HT: 6-0 WT: 218 B/T: R/R

Hometown: Margate, Fla.

Born: March 28, 1996 in Margate, Fla.

School: Central Florida

Obtained: Selected in the 27th round of the 2018 First-Year Player Draft.

2018: Made 22 relief appearances for Short-Season Boise, third-most on the club ... posted a 1.17 ERA over his last 12 appearances after the All-Star Break.

Year	Team	W	L	ERA	G	GS	CG	SHO	GF	SV	IP	H	R	ER	HR	HB	BB	IBB	SO	WP	BK
2018	Boise	1	0	2.48	22	0	0	0	4	0	29.0	29	10	8	2	1	7	0	27	2	0
Minor League Totals		1	0	2.48	22	0	0	0	4	0	29.0	29	10	8	2	1	7	0	27	2	0

Hernandez, Robinson

Right-Handed Pitcher

HT: 6-0 WT: 186 B/T: R/R

Hometown: Tucacas, Ven.

Born: June 11, 1999 in Tucacas, Ven.

School: N/A

Obtained: Signed as a non-drafted international free agent, Sept. 30, 2017.

2018: Appeared in three games, including one start, for the DSL Rockies ... was placed on the 60-day DL on July 4.

Year	Team	W	L	ERA	G	GS	CG	SHO	GF	SV	IP	H	R	ER	HR	HB	BB	IBB	SO	WP	BK
2018	DSL Rockies	0	1	6.14	3	1	0	0	0	0	7.1	12	5	5	0	0	3	0	10	3	0
Minor League Totals		0	1	6.14	3	1	0	0	0	0	7.1	12	5	5	0	0	3	0	10	3	0

Herrera, Carlos

Infielder

HT: 6-0 WT: 150 B/T: L/R

Hometown: Caracas, Ven.

Born: Sept. 23, 1996 in Caracas, Ven.

School: N/A

Obtained: Signed as a non-drafted international free agent, July 2, 2013.

2081: Recorded a career-high eight triples, tied for the fourth-most in the California League ... 2017: Hit .261 (35-for-134) in the second half after batting .180 (22-for-122) in the first half of the season ... 2016: Started 70 games at shortstop and 36 games at second base for Low-A Asheville ... seven triples were most on the club and tied for eighth in the South Atlantic League ... 2015: Led the DSL Rockies with a .340 batting average in 12 games before being assigned to Short-Season Boise ... was Boise's starting shortstop ... ranked third on the club with 59 hits ... 2014: Appeared in 36 games for the DSL Rockies in his first professional season ... started at shortstop in 31 of those games.

Year	Team	AVG	G	AB	R	H	2B	3B	HR	RBI	SAC	SF	HBP	BB	IBB	SO	SB	CS	GIDP	OBP	SLG
2014	DSL Rockies	.230	36	139	18	32	7	0	0	11	8	1	1	11	0	25	6	4	1	.289	.281
2015	DSL Rockies	.340	12	53	12	18	2	0	0	5	0	0	2	2	0	11	10	2	0	.386	.377
	Boise	.267	53	221	35	59	8	1	2	21	6	0	2	14	0	47	28	5	2	.316	.339
2016	Asheville	.238	127	504	70	120	25	7	7	41	19	2	2	21	0	115	10	11	4	.270	.357
2017	Asheville	.223	69	256	27	57	7	3	4	23	8	1	3	14	0	46	17	6	4	.270	.320
2018	Lancaster	.278	106	399	63	111	21	8	6	50	16	5	3	25	1	103	15	11	1	.322	.416
Minor League Totals		.253	403	1572	225	397	70	19	19	151	57	9	13	87	1	347	86	39	12	.296	.358

Hill, David

HT: 6-2

WT: 180

B/T: R/R

Right-Handed Pitcher

Hometown: Orange, Calif.

School: San Diego

Born: May 27, 1994 in Whittier, Calif.

Obtained: Selected in the fourth round of the 2015 First-Year Player Draft.

2018: Made seven starts with High-A Lancaster after missing the 2017 season due to injury ... pitched five scoreless innings with a career-high tying eight strikeouts in his first start, June 3 at Rancho Cucamonga ... 2017: Did not pitch due to injury ... 2016: Made 14 starts for Low-A Asheville before missing the rest of the season with an injury ... was 1-1 with a 3.19 ERA (31.0 IP, 11 ER) in five starts in May ... 2015: Made eight appearances, seven starts, for Short-Season Boise in his first professional season ... in six second-half starts, went 0-0 with a 1.40 ERA (19.1 IP, 3 ER) ... PERSONAL: Originally drafted in the 17th round of the 2012 First-Year Player Draft by the Philadelphia Phillies out of El Modena High School.

Year	Team	W	L	ERA	G	GS	CG	SHO	GF	SV	IP	H	R	ER	HR	HB	BB	IBB	SO	WP	BK
2015	Boise	0	0	3.09	8	7	0	0	0	0	23.1	20	8	8	1	2	9	0	23	1	0
2016	Asheville	4	4	4.48	14	14	0	0	0	0	82.1	95	42	41	8	1	14	0	82	2	0
2017	Did not pitch	-	-	-	-	-	-	-	-	-	-	-	-	-	-	-	-	-	-	-	-
2018	Lancaster	2	4	4.58	7	7	0	0	0	0	35.1	35	18	18	5	2	11	0	33	3	0
Minor League Totals		6	8	4.28	29	28	0	0	0	0	141.0	150	68	67	14	5	34	0	138	6	0

Holder, Heath

HT: 6-6

WT: 210

B/T: R/R

Right-Handed Pitcher

Hometown: Loganville, Ga.

School: Georgia

Born: Aug. 23, 1992 in Loganville, Ga.

Obtained: Selected in the 25th round of the 2016 First-Year Player Draft.

2018: Named a California League Mid-Season All-Star, his first career All-Star nod ... tied for third in the CAL in wins and tied for 11th in the league with 117 strikeouts, the most strikeouts by a relief pitcher ... 2017: Split time between Low-A Asheville and High-A Lancaster, going a combined 0-1 with a 3.95 ERA (70.2 IP, 31 ER) ... scored upon eight times in 27 appearances with Asheville, recording a 0.96 ERA ... 2016: Made 22 relief appearances for Rookie Level Grand Junction in his first professional season ... his 2.83 ERA and 1.14 WHIP were the lowest among all Grand Junction regulars ... PERSONAL: Originally drafted in the 50th round of the 2011 First-Year Player Draft by the Rockies out of Loganville High School.

Year	Team	W	L	ERA	G	GS	CG	SHO	GF	SV	IP	H	R	ER	HR	HB	BB	IBB	SO	WP	BK
2016	Grand Junction	2	0	2.83	22	0	0	0	2	0	35.0	28	13	11	3	5	12	0	46	2	0
2017	Lancaster	0	0	7.36	19	0	0	0	4	0	25.2	31	25	21	2	1	16	0	25	8	0
	Asheville	0	1	2.00	27	0	0	0	6	1	45.0	32	10	10	3	6	11	0	46	4	0
2018	Lancaster	9	1	3.42	45	3	0	0	4	0	84.0	60	37	32	6	4	30	0	117	6	0
	Hartford	0	1	13.50	1	0	0	0	0	0	1.1	3	2	2	1	0	0	0	0	0	0
Minor League Totals		11	3	3.57	114	3	0	0	16	1	191.1	154	87	76	15	16	69	0	234	20	0

Holman, David

HT: 6-6

WT: 220

B/T: R/R

Right-Handed Pitcher

Hometown: Spring Hill, Kan.

School: Emporia State (Kan.)

Born: May 31, 1990 in Wichita, Kan.

Obtained: Signed as a Minor League free agent, Dec. 14, 2016.

2018: Tossed 72 innings with Triple-A Albuquerque, his most in affiliated ball since 2013 ... went 4-1 with a 4.19 ERA (34.1 IP, 16 ER) in 12 relief appearances ... 2017: Made 16 relief appearances with Double-A Hartford in his first season in affiliated baseball since 2014 ... 2016: Went 4-5 with a 4.37 ERA (78.1 IP, 38 ER) for the Kansas City T-Bones in the Independent American Association ... 2015: Did not pitch ... 2014: Made 11 relief appearances and five starts for High-A High Desert in the Mariners organization ... 2013: Made 31 relief appearances and seven starts for Low-A Clinton ... 2012: Recorded eight saves for Rookie Level Pulaski, the third-most saves in the league ... 2011: Made 15 relief appearances and one start for the Arizona League Mariners in his first professional season ... PERSONAL: Originally drafted by the Seattle Mariners in the 50th round of the 2010 First-Year Player Draft.

Year	Team	W	L	ERA	G	GS	CG	SHO	GF	SV	IP	H	R	ER	HR	HB	BB	IBB	SO	WP	BK
2011	AZL Mariners	2	1	5.04	16	1	0	0	2	0	30.1	36	29	17	4	6	7	0	19	3	0
2012	Pulaski	3	3	3.27	18	0	0	0	13	8	33.0	36	15	12	3	0	6	1	33	4	0
	Everett	0	0	6.00	1	0	0	0	1	1	3.0	3	2	2	1	0	1	0	2	0	0
2013	Clinton	4	8	3.25	38	7	1	0	8	3	110.2	104	52	40	6	5	20	0	53	10	0
2014	High Desert	3	1	4.07	16	5	0	0	3	0	55.1	59	29	25	8	0	12	0	25	7	1
2015	Did not pitch	-	-	-	-	-	-	-	-	-	-	-	-	-	-	-	-	-	-	-	-
2016	Kansas City (Ind.)	4	5	4.37	23	11	0	0	5	0	78.1	105	49	38	6	7	30	0	35	7	0
2017	Hartford	1	1	6.14	16	0	0	0	8	0	22.0	26	15	15	4	4	12	0	20	2	0
2018	Albuquerque	5	5	5.25	20	8	0	0	1	0	72.0	81	48	42	12	7	26	1	36	8	2
Independent Totals		4	5	4.37	23	11	0	0	5	0	78.1	105	49	38	6	7	30	0	35	7	0
Minor League Totals		18	19	4.22	125	21	1	0	36	12	326.1	345	190	153	38	22	84	2	188	34	3

Horacek, Mitch

HT: 6-5

WT: 185

B/T: L/L

Left-Handed Pitcher

Hometown: Littleton, Colo.

School: Dartmouth

Born: Dec. 3, 1991 in Littleton, Colo.

Obtained: Selected in the Minor League phase of the Rule 5 Draft, Dec. 14 2017.

2018: Named an Eastern League Mid-Season All-Star in his first season with the Rockies organization ... ranked third in the Eastern League with 51 relief appearances ... limited opponents to a .222 batting average, including .204 vs. left-handed hitters ... **2017:** Made 32 relief appearances for High-A Frederick, his first season as a reliever ... was 2-2 with a 3.09 ERA (23.1 IP, 8 ER) over his final 14 appearances after the All-Star break ... pitched two or more innings in 14 of his appearances, three or more innings in five appearances ... **2016:** Led Frederick in innings pitched, starts and complete games and finished second in strikeouts ... his career-high three complete games led the Carolina League and his 27 starts tied for the league-lead ... had seven starts in which he did not allow an earned run ... **2015:** Spent the season with Frederick and led the Carolina League in starts and strikeouts ... also led all pitchers in the Orioles farm system in strikeouts ... tossed his first professional complete game shutout on April 15 vs. Lynchburg ... recorded double-digit strikeouts in two starts, May 6 vs. Winston Salem (11 strikeouts) and May 22 at Lynchburg (10 strikeouts) ... **2014:** Led the South Atlantic League with 151 strikeouts, the most by a Delmarva player since 2006 ... recorded 12 quality starts ... was 3-3 with a 1.60 ERA (33.2 IP, 6 ER) in six May starts and 4-6 with a 2.57 ERA (70.0 IP, 20 ER) in the first half ... **2013:** In his first professional season, finished with the best WHIP (0.94) and the 10th-lowest ERA in the New York-Penn League ... **PERSONAL:** Selected by Baltimore in the ninth round of the 2013 First-Year Player Draft ... originally selected by Colorado in the 46th round of the 2010 First-Year Player Draft, but did not sign ... attended Thunder Ridge High School in Highlands Ranch, Colo.

Year	Team	W	L	ERA	G	GS	CG	SHO	GF	SV	IP	H	R	ER	HR	HB	BB	IBB	SO	WP	BK
2013	Aberdeen	5	4	2.78	12	11	0	0	0	1	0	64.2	54	24	20	1	7	1	45	4	0
2014	Delmarva	6	10	3.80	24	24	0	0	0	0	137.1	139	73	58	8	5	35	0	151	14	1
	Frederick	0	1	7.50	1	1	0	0	0	0	6.0	7	5	5	0	1	3	0	3	1	0
2015	Frederick	7	17	4.90	28	28	1	1	0	0	154.1	156	95	84	22	7	52	0	146	15	0
2016	Frederick	5	11	4.59	27	27	3	1	0	0	133.1	172	83	68	13	6	45	2	110	13	0
2017	Frederick	5	3	3.88	32	0	0	0	7	0	53.1	58	26	23	8	2	24	3	68	4	0
2018	Hartford	3	3	2.20	51	0	0	0	5	2	61.1	50	17	15	3	1	27	0	75	3	0
Minor League Totals		31	49	4.03	175	91	4	2	13	2	610.1	636	323	273	55	23	193	6	598	54	1

Humphreys, Reid

HT: 6-1

WT: 205

B/T: R/R

Right-Handed Pitcher

Hometown: Brandon, Miss.

School: Mississippi State

Born: Nov. 21, 1994 in Brandon, Miss.

Obtained: Selected in the seventh round of the 2016 First-Year Player Draft.

2018: Named a California League Mid-Season and Post-Season All-Star, as well as a *Baseball America* High Class A All-Star ... led the league with 22 saves despite his promotion to Hartford on July 27 ... made seven appearances with Hartford before being placed on the DL on Aug. 21 and missing the remainder of the season ... **2017:** Recorded a team-high 13 saves for Low-A Asheville, tied for the fourth-most in the South Atlantic League ... limited opponents to a .194 batting average while striking out 47 with six walks, a 0.83 WHIP ... **2016:** Made nine relief appearances for Rookie Level Grand Junction in his first professional season ... recorded his first win after pitching 1.2 scoreless, hitless innings Aug. 30 vs. Orem ... **PERSONAL:** Was a position player for Mississippi State until his senior season when he became the team's primary closer ... originally drafted in the 36th round of the 2013 First-Year Player Draft by the Washington Nationals out of Northwest Rankin High School.

Year	Team	W	L	ERA	G	GS	CG	SHO	GF	SV	IP	H	R	ER	HR	HB	BB	IBB	SO	WP	BK
2016	Grand Junction	1	0	3.48	9	0	0	0	2	0	10.1	11	6	4	0	2	5	0	9	1	0
2017	Asheville	1	3	2.56	43	0	0	0	31	13	45.2	32	14	13	3	2	6	0	47	2	0
2018	Lancaster	2	0	1.83	35	0	0	0	31	22	34.1	22	10	7	1	1	13	0	51	1	0
	Hartford	0	1	3.18	7	0	0	0	6	4	5.2	3	3	2	0	0	7	0	7	0	0
Minor League Totals		4	4	2.44	94	0	0	0	70	39	96.0	68	33	26	4	5	31	0	114	4	0

Jacobs, Trey

HT: 6-2

WT: 195

B/T: L/R

Hometown: Hope Mills, N.C.

School: North Carolina-Pembroke

Born: May 13, 1997 in Hope Mills, N.C.

Obtained: Signed as a Minor League free agent, Aug. 13, 2018.

2018: Started 10 games at third base for Short-Season Boise.

Year	Team	AVG	G	AB	R	H	2B	3B	HR	RBI	SAC	SF	HBP	BB	IBB	SO	SB	CS	GIDP	OBP	SLG
2018	Boise	.245	12	49	5	12	1	0	0	7	0	0	0	0	0	10	3	0	0	.245	.265
Minor League Totals		.245	12	49	5	12	1	0	0	7	0	0	0	0	0	10	3	0	0	.245	.265

Jipping, Daniel

HT: 6-2

WT: 232

B/T: R/R

Hometown: Canton, Mich.

School: Central Michigan

Born: April 10, 1996 in Canton, Mich.

Obtained: Selected in the 22nd round of the 2017 First-Year Player Draft.

2018: Named a Northwest League Mid-Season All-Star for the second consecutive season ... ranked fourth in the NWL with a .877 OPS, seventh with 10 home runs and 10th with 15 stolen bases ... **2017:** Named a NWL Mid-Season All-Star in his first professional with Short-Season Boise ... finished third in the league with 11 home runs, nine of which came in the first half of the season ... hit a home run in four consecutive games June 28-July 2.

Year	Team	AVG	G	AB	R	H	2B	3B	HR	RBI	SAC	SF	HBP	BB	IBB	SO	SB	CS	GIDP	OBP	SLG
2017	Boise	.233	51	193	33	45	4	2	11	31	0	1	6	21	1	65	5	1	3	.326	.446
2018	Boise	.285	59	207	37	59	10	2	10	33	0	1	3	29	0	62	15	1	5	.379	.498
Minor League Totals		.260	110	400	70	104	14	4	21	64	0	2	9	50	1	127	20	2	8	.354	.473

Johnson, Bobby

Right-Handed Pitcher

HT: 6-1 WT: 185 B/T: R/R Hometown: Miller, Mo.
 Born: April 8, 1997 in Miller, Mo. School: Bradley
 Obtained: Selected in the 16th round of the 2018 First-Year Player Draft.
 2018: Made 13 relief appearances for Short-Season Boise, never allowing more than one run.

Year	Team	W	L	ERA	G	GS	CG	SHO	GF	SV	IP	H	R	ER	HR	HB	BB	IBB	SO	WP	BK
2018	Boise	2	0	2.53	13	0	0	0	3	0	21.1	23	10	6	0	0	1	0	19	3	0
Minor League Totals		2	0	2.53	13	0	0	0	3	0	21.1	23	10	6	0	0	1	0	19	3	0

Jones, Greg

Catcher

HT: 6-2 WT: 220 B/T: L/R Hometown: Maryville, Tenn.
 Born: Oct. 17, 1994 in Maryville, Tenn. School: North Carolina-Pembroke
 Obtained: Signed as a Minor League free agent, Dec. 7, 2017.
 2018: Made 10 starts at catcher with Short-Season Boise ... threw out eight of 10 runners attempting to steal second base.

Year	Team	AVG	G	AB	R	H	2B	3B	HR	RBI	SAC	SF	HBP	BB	IBB	SO	SB	CS	GDP	OBP	SLG
2018	Boise	.161	17	56	5	9	1	0	0	3	3	0	1	5	0	23	0	1	1	.242	.179
Minor League Totals		.161	17	56	5	9	1	0	0	3	3	0	1	5	0	23	0	1	1	.242	.179

Jones, Mylz

Infielder/Outfielder

HT: 6-1 WT: 185 B/T: R/R Hometown: Palmdale, Calif.
 Born: April 13, 1994 in Palmdale, Calif. School: Cal. State Bakersfield
 Obtained: Selected in the 13th round of the 2015 First-Year Player Draft.
 2018: Hit a career high 10 home runs in 117 games with Double-A Hartford, the third-most games played on the club ... hit .280 with eight home runs in the first half ... 2017: Name a Mid-Season All-Star in the California League after batting .308 (70-for-227) with four home runs and 18 stolen bases in the first half ... started 80 games at third base and 32 games in left field ... hit walk-off home run on Aug. 13 vs. Lake Elsinore ... 2016: Transitioned to the outfield where he started 70 games in center field, 37 games in left field and four games in right field ... also saw time at third base and shortstop ... 28 stolen bases were second on the club ... 2015: Saw a majority of his starts at shortstop but also saw time in the outfield ... hit .337 (30-for-89) in the first half.

Year	Team	AVG	G	AB	R	H	2B	3B	HR	RBI	SAC	SF	HBP	BB	IBB	SO	SB	CS	GDP	OBP	SLG
2015	Grand Junction	.300	52	207	42	62	9	3	2	27	6	1	2	18	0	34	12	6	4	.360	.401
2016	Asheville	.270	124	511	64	138	22	5	8	49	10	3	6	22	1	106	28	14	2	.306	.380
2017	Lancaster	.297	115	445	65	132	23	4	9	63	8	3	2	23	0	86	34	16	7	.332	.427
2018	Hartford	.250	117	404	49	101	19	3	10	35	4	5	2	14	0	94	10	5	9	.275	.386
Minor League Totals		.276	408	1567	220	433	73	15	29	174	28	12	12	77	1	320	84	41	22	.313	.398

Julio, Erick

Right-Handed Pitcher

HT: 6-1 WT: 175 B/T: R/R Hometown: Cartagena, Colombia
 Born: Sept. 22, 1996 in Cartagena, Colombia School: N/A
 Obtained: Signed as a non-drafted international free agent, July 2, 2013
 2018: Made 24 relief appearances and 10 starts for Low-A Asheville ... went 3-0 with a 1.86 ERA (53.1 IP, 11 ER) as a reliever ...
 2017: Finished third in the South Atlantic League with 148.1 innings pitched ... his 106 strikeouts were tied for the most on the club ...
 2016: Finished second in the Northwest League in innings pitched and second in WHIP (1.27) ... 2015: Did not pitch due to a shoulder injury ... 2014: Started 13 games for the DSL Rockies in his first professional season which tied for the team lead ... held all opposing hitters to a .211 batting average, .192 vs. lefties.

Year	Team	W	L	ERA	G	GS	CG	SHO	GF	SV	IP	H	R	ER	HR	HB	BB	IBB	SO	WP	BK
2014	DSL Rockies	2	5	2.45	13	13	0	0	0	0	66.0	51	26	18	2	11	0	45	6	1	
2015	Did not pitch	-	-	-	-	-	-	-	-	-	-	-	-	-	-	-	-	-	-	-	-
2016	DSL Rockies	0	1	5.00	2	2	0	0	0	0	9.0	10	5	5	0	0	2	0	6	4	0
	Boise	4	6	4.05	13	13	0	0	0	0	73.1	80	36	33	3	3	13	0	47	7	4
2017	Asheville	7	11	4.98	27	26	0	0	0	0	148.1	183	92	82	18	15	42	0	106	11	1
2018	Asheville	4	4	3.99	34	10	0	0	9	1	97.0	90	48	43	10	9	25	0	103	9	1
Minor League Totals		17	27	4.14	89	64	0	0	9	1	393.2	414	207	181	33	29	93	0	307	37	7

Justo, Salvador

HT: 6-5

WT: 210

B/T: R/R

Right-Handed Pitcher

Hometown: Santo Domingo, D.R.

Born: Oct. 14, 1994 in Boca Chica, D.R.

School: N/A

Obtained: Signed as a non-drafted international free agent, March 12, 2013.

2018: Tossed a career-high 57.2 innings and recorded a career-high 47 strikeouts with High-A Lancaster ... 2017: Went a combined 5-5 with a 5.81 ERA (48.0 IP, 31 ER) in a career-high 46 appearance between three stops ... 2016: His 2.14 ERA was the lowest among Asheville regulars while his 1.23 WHIP was the lowest among Asheville relievers ... 38 relief appearances were third on the club ... 2015: Appeared in 25 games out of the bullpen for Short-Season Boise, the second-most relief appearances on the club ... five holds were the second-most in the Northwest League ... 2014: Appeared in 16 games out of the bullpen for the DSL Rockies in his second professional season ... notched four saves in six opportunities ... 2013: Spent his first professional season with the Rockies' Dominican Summer League club ... did not allow a home run in 22.2 innings of work.

Year	Team	W	L	ERA	G	GS	CG	SHO	GF	SV	IP	H	R	ER	HR	HB	BB	IBB	SO	WP	BK
2013	DSL Rockies	0	2	4.37	18	0	0	0	7	0	22.2	20	14	11	0	1	17	0	18	8	0
2014	DSL Rockies	1	3	7.50	16	0	0	0	9	4	12.0	13	11	10	1	5	9	1	13	4	0
2015	Boise	2	0	3.22	25	0	0	0	1	0	22.1	21	13	8	1	1	15	0	13	5	0
2016	Asheville	3	1	2.14	38	0	0	0	10	2	46.1	36	14	11	3	2	21	0	34	1	0
2017	Lancaster	2	4	9.89	25	0	0	0	13	3	23.2	28	27	26	6	3	20	0	14	6	0
	Boise	2	0	1.08	5	0	0	0	0	0	8.1	6	3	1	0	0	3	0	7	0	0
	Asheville	1	1	2.25	16	0	0	0	7	0	16.0	18	4	4	0	2	8	0	18	3	0
2018	Lancaster	4	1	5.93	43	0	0	0	7	0	57.2	61	40	38	6	6	24	0	47	10	1
Minor League Totals		15	12	4.69	186	0	0	0	54	9	209.0	203	126	109	17	20	117	1	164	37	1

Kennedy, Nick

HT: 6-1

WT: 200

B/T: R/L

Left-Handed Pitcher

Hometown: Tampa, Fla.

Born: June 20, 1996 in Tampa, Fla.

School: Texas

Obtained: Selected in the fifth round of the 2017 First-Year Player Draft.

2018: Made 23 starts with Low-A Asheville, second-most on the club ... 124.1 innings pitched ranked 10th in the South Atlantic League ... 2017: Made nine starts for Short-Season Boise in his first professional season ... his 3.68 ERA was the lowest among Boise starters with five or more starts ... struck out a season-high eight batters in 4.2 innings July 24 at Everett.

Year	Team	W	L	ERA	G	GS	CG	SHO	GF	SV	IP	H	R	ER	HR	HB	BB	IBB	SO	WP	BK
2017	Boise	2	3	3.68	9	9	0	0	0	0	36.2	44	19	15	2	0	10	0	31	3	1
2018	Asheville	4	13	7.09	27	23	0	0	1	0	124.1	180	108	98	30	4	37	0	116	10	3
Minor League Totals		6	16	6.32	36	32	0	0	1	0	161.0	224	127	113	32	4	47	0	147	13	4

Kidwell, Robby

HT: 6-3

WT: 200

B/T: L/R

Hometown: Leandertown, Md.

Born: Oct. 21, 1997 in Leandertown, Md.

School: Brunswick CC (N.J.)

Obtained: Signed as a Minor League free agent, Oct. 23, 2018.

2018: Appeared in 20 games between the GCL Mets and Rookie Level Kingsport ... hit his first career home run Aug. 14 vs. Bluefield ... 2017: Started 19 games at catcher for the GCL Mets ... **PERSONAL:** Selected by New York-NL in the 36th round of the 2017 First-Year Player Draft.

Year	Team	AVG	G	AB	R	H	2B	3B	HR	RBI	SAC	SF	HBP	BB	IBB	SO	SB	CS	GIDP	OBP	SLG
2017	GCL Mets	.172	21	64	3	11	1	0	0	4	0	0	0	5	0	22	0	0	0	.232	.188
2018	GCL Mets	.077	8	26	1	2	0	0	0	2	0	1	1	2	0	15	0	0	0	.167	.077
	Kingsport	.150	12	40	5	6	2	0	1	5	0	1	0	4	0	20	0	0	0	.222	.275
Minor League Totals		.146	41	130	9	19	3	0	1	11	0	2	1	11	0	57	0	0	0	.215	.192

Kilkenny, Mitchell

HT: 6-4

WT: 206

B/T: R/R

Right-Handed Pitcher

Hometown: Houston, Texas

Born: March 24, 1997 in Houston, Texas

School: Texas A&M

Obtained: Selected in the second round of the 2018 First-Year Player Draft.

2018: Did not pitch after undergoing Tommy John surgery shortly after signing with the Rockies.

Year	Team	W	L	ERA	G	GS	CG	SHO	GF	SV	IP	H	R	ER	HR	HB	BB	IBB	SO	WP	BK
2018	Did not pitch	-	-	-	-	-	-	-	-	-	-	-	-	-	-	-	-	-	-	-	-
Minor League Totals		-	-	-	-	-	-	-	-	-	-	-	-	-	-	-	-	-	-	-	-

Koplove, Kenny

HT: 6-2 WT: 170

B/T: R/R

Right-Handed Pitcher

Hometown: Philadelphia, Pa.

School: Duke

Born: Aug. 2, 1993 in Philadelphia, Pa.

Obtained: Signed as a Minor League free agent, Nov. 16, 2018.

2018: Pitched for Sussex County in the independent Can-Am League ... 2017: Was released by Philadelphia in late April and signed by Miami in May ... went a combined 3-2 with a 7.84 ERA between the two stops ... 2016: Made a combined 36 relief appearances between Short-Season Williamsport and Low-A Lakewood, going a combined 0-2 with a 7.34 ERA ... 2015: Made 23 relief appearances for Williamsport in his first professional season ... PERSONAL: Originally selected by Philadelphia in the 17th round of the 2015 First-Year Player Draft.

Year	Team	W	L	ERA	G	GS	CG	SHO	GF	SV	IP	H	R	ER	HR	HB	BB	IBB	SO	WP	BK
2015	Williamsport	2	3	4.50	23	0	0	0	4	0	34.0	34	18	17	2	3	17	0	17	2	0
2016	Williamsport	0	1	3.76	16	0	0	0	3	0	26.1	28	12	11	1	2	14	0	24	4	0
	Lakewood	0	1	15.43	10	0	0	0	3	0	11.2	20	20	20	3	0	14	0	9	2	0
2017	Lakewood	0	0	27.00	2	0	0	0	0	0	3.1	5	10	10	0	1	8	0	3	1	0
	Batavia	3	2	4.15	16	0	0	0	6	1	17.1	16	12	8	0	2	12	0	23	4	0
2018	Sussex (Ind.)	7	4	2.61	31	9	2	0	10	2	86.1	61	31	25	5	4	41	4	78	7	0
Minor League Totals		5	7	6.41	67	0	0	0	16	1	92.2	103	72	66	6	8	65	0	86	13	0

Lackey, Shelby

HT: 6-3 WT: 190

B/T: R/R

Right-Handed Pitcher

Hometown: Linden, Calif.

School: Pacific

Born: July 8, 1997 in Linden, Calif.

Obtained: Selected in the 18th round of the 2018 First-Year Player Draft.

2018: Posted a 1.60 ERA across 21 appearances with Short-Season Boise, the lowest ERA on the team (min. 30 IP).

Year	Team	W	L	ERA	G	GS	CG	SHO	GF	SV	IP	H	R	ER	HR	HB	BB	IBB	SO	WP	BK
2018	Boise	1	3	1.60	21	0	0	0	5	1	33.2	23	10	6	1	1	10	0	32	3	0
Minor League Totals		1	3	1.60	21	0	0	0	5	1	33.2	23	10	6	1	1	10	0	32	3	0

Lambright, Brandon

HT: 6-3 WT: 205

B/T: L/R

Right-Handed Pitcher

Hometown: Friday Harbor, Wash.

School: Abilene Christian

Born: Aug. 26, 1994 in Friday Harbor, Wash.

Obtained: Selected in the 27th round of the 2017 First-Year Player Draft.

2018: Did not make an appearance ... 2017: Made 17 relief appearances for Rookie Level Grand Junction in his first professional season.

Year	Team	W	L	ERA	G	GS	CG	SHO	GF	SV	IP	H	R	ER	HR	HB	BB	IBB	SO	WP	BK
2017	Grand Junction	1	2	8.86	17	0	0	0	3	0	21.1	25	22	21	3	5	21	0	21	1	0
2018	Did not pitch	-	-	-	-	-	-	-	-	-	-	-	-	-	-	-	-	-	-	-	-
Minor League Totals		1	2	8.86	17	0	0	0	3	0	21.1	25	22	21	3	5	21	0	21	1	0

Lavigne, Grant

HT: 6-4 WT: 220

B/T: L/R

Infielder

Hometown: Bedford, N.H.

School: Bedford HS

Born: Aug. 27, 1999 in Bedford, N.H.

Obtained: Selected in the CBA round of the 2018 First-Year Player Draft.

2018: Named a Pioneer League Mid-Season and Post-Season All-Star and a MiLB.com Organization All-Star ... led the Pioneer League in on-base percentage and ranked fourth in the league in batting average despite being one of the youngest players in the league.

Year	Team	AVG	G	AB	R	H	2B	3B	HR	RBI	SAC	SF	HBP	BB	IBB	SO	SB	CS	GIDP	OBP	SLG
2018	Grand Junction	.350	59	206	45	72	13	2	6	38	0	1	6	45	1	40	12	7	2	.477	.519
Minor League Totals		.350	59	206	45	72	13	2	6	38	0	1	6	45	1	40	12	7	2	.477	.519

Liberato, Johan

HT: 5-11 WT: 184

B/T: L/L

Outfielder

Hometown: Santo Domingo, D.R.

School: N/A

Born: Nov. 19, 1998 in Santo Domingo, D.R.

Obtained: Signed as a non-drafted international free agent, Sept. 30, 2017.

2018: Appeared in 44 games in the Dominican Summer League ... recorded a home run for his first professional hit, June 4 vs. the DSL Yankees.

Year	Team	AVG	G	AB	R	H	2B	3B	HR	RBI	SAC	SF	HBP	BB	IBB	SO	SB	CS	GIDP	OBP	SLG
2018	DSL Rockies	.216	33	102	12	22	4	0	1	17	0	4	2	13	2	17	3	2	2	.306	.284
	DSL Colorado	.267	11	30	6	8	1	0	1	5	0	1	0	3	0	6	1	1	0	.324	.400
Minor League Totals		.227	44	132	18	30	5	0	2	22	0	5	2	16	2	23	4	3	2	.310	.311

Linkous, Steven

Outfielder

HT: 6-0 WT: 170

B/T: L/R

Hometown: Leeland, N.C.

Born: Sept. 28, 1994 in Wilmington, N.C.

School: UNC Wilmington

Obtained: Selected in the 22nd round of the 2016 First-Year Player Draft.

2018: Hit a combined .273 with a .351 OBP and 22 stolen bases across 68 games between Low-A Asheville and High-A Lancaster ... recorded a career-high 13 extra-base hits ... 2017: Named a Northwest League Mid-Season and Post-Season All-Star in his second consecutive season at Short-Season Boise ... finished first in the league in on-base percentage and stolen bases, second in runs and sixth in batting average ... 2016: Started 36 games in left field and 16 games in center field for Rookie Level Grand Junction in his first professional season ... his 30 stolen bases were second in the Northwest League behind teammate Garrett Hampson.

Year	Team	AVG	G	AB	R	H	2B	3B	HR	RBI	SAC	SF	HBP	BB	IBB	SO	SB	CS	GIDP	OBP	SLG
2016	Boise	.253	56	225	39	57	5	3	2	23	0	2	1	37	0	60	30	7	3	.358	.329
2017	Boise	.308	63	250	50	77	5	1	1	24	4	2	5	39	2	54	37	16	3	.409	.348
2018	Asheville	.296	24	81	12	24	4	1	0	4	0	0	3	9	0	22	9	5	0	.387	.370
	Lancaster	.260	44	150	21	39	7	1	0	19	3	2	2	15	0	49	13	3	2	.331	.320
Minor League Totals		.279	187	706	122	197	21	6	3	70	7	6	11	100	2	185	89	31	8	.374	.339

Lopez, Raul

Right-Handed Pitcher

HT: 6-4 WT: 172

B/T: R/R

Hometown: Palo Negro, Ven.

Born: June 3, 2001 in Palo Negro, Ven.

School: N/A

Obtained: Signed as a non-drafted international free agent, Dec. 27, 2017.

2018: Made 15 relief appearances for the DSL Rockies in his first professional season.

Year	Team	W	L	ERA	G	GS	CG	SHO	GF	SV	IP	H	R	ER	HR	HB	BB	IBB	SO	WP	BK
2018	DSL Rockies	0	3	11.49	15	0	0	0	9	0	15.2	24	22	20	5	5	9	0	12	4	0
Minor League Totals		0	3	11.49	15	0	0	0	9	0	15.2	24	22	20	5	5	9	0	12	4	0

Lorenzini, Braxton

Right-Handed Pitcher

HT: 6-4 WT: 172

B/T: R/R

Hometown: Centennial, Colo.

Born: April 5, 1995 in Aurora, Colo.

School: West Hills College (Calif.)

Obtained: Signed as a Minor League free agent, May 19, 2018.

2018: Made a career-high 23 relief appearances and recorded a career-high four wins with Low-A Asheville after being signed by the Rockies in May ... 2017: Made five appearances with the AZL Padres before being released by San Diego in July ... 2016: Spent most of the season with Short-Season Tri-City where his 45.1 innings were the second-most on the club and his 43 strikeouts were third-most ... 2015: Appeared in relief 12 times for the AZL Padres in his first professional season ... PERSONAL: Originally selected by San Diego in the 33rd round of the 2015 First-Year Player Draft.

Year	Team	W	L	ERA	G	GS	CG	SHO	GF	SV	IP	H	R	ER	HR	HB	BB	IBB	SO	WP	BK
2015	AZL Padres	0	1	5.21	12	0	0	0	3	1	19.0	22	11	11	0	1	13	0	15	3	0
2016	Tri-City	3	5	6.15	13	5	0	0	1	0	45.1	47	38	31	2	1	22	0	43	6	1
	Fort Wayne	0	0	2.45	1	0	0	0	0	0	3.2	2	1	1	1	0	0	0	3	0	0
2017	AZL Padres	1	0	7.71	5	0	0	0	1	0	4.2	3	6	4	0	2	10	0	6	4	0
2018	Asheville	4	0	2.57	23	0	0	0	9	1	28.0	24	12	8	1	4	16	0	37	5	0
Minor League Totals		8	6	4.92	54	5	0	0	14	2	100.2	98	68	55	4	8	61	0	104	18	1

MacIver, Willie

Catcher

HT: 6-2 WT: 205

B/T: R/R

Hometown: Pleasant Hill, Calif.

Born: Oct. 28, 1996 in Pleasant Hill, Calif.

School: Washington

Obtained: Selected in the ninth round of the 2018 First-Year Player Draft.

2018: Was the starting catcher for Short-Season Boise in his first professional season ... his .284 batting average was second-highest among catchers in the Northwest League.

Year	Team	AVG	G	AB	R	H	2B	3B	HR	RBI	SAC	SF	HBP	BB	IBB	SO	SB	CS	GIDP	OBP	SLG
2018	Boise	.284	54	194	25	55	10	3	5	30	0	1	5	18	1	44	4	6	2	.358	.443
Minor League Totals		.284	54	194	25	55	10	3	5	30	0	1	5	18	1	44	4	6	2	.358	.443

Magliaro, Marc

Right-Handed Pitcher

HT: 5-11

WT: 175

B/T: R/R

Hometown: Toms River, N.J.

Born: Feb. 17, 1990 in Monroe Township, N.J.

School: Rowan University (N.J.)

Obtained: Signed as a non-drafted free agent, Jan. 23, 2013.

2018: Made 36 relief appearances for Double-A Hartford, the fifth-most on the club despite missing a month (July 27-Aug. 26) while on the disabled list ... 2017: Appeared in a career-high 41 games out of the bullpen for High-A Lancaster, the third-most on the club ... his 61.2 innings were the most on the club among relievers ... 13 holds led the California League ... 2016: Began the season with Short-Season Boise where he allowed one run in his first outing and none in his next 10 before finishing the season with High-A Modesto ... 2015: Did not pitch due to Tommy John surgery ... 2014: Made stops at three levels in his second professional season ... spent a majority of the season with Rookie Level Grand Junction where he made 19 relief appearances ... 2013: Pitched in 27 games for Short-Season Tri-City in his first professional season.

Year	Team	W	L	ERA	G	GS	CG	SHO	GF	SV	IP	H	R	ER	HR	HB	BB	IBB	SO	WP	BK
2013	Tri-City	2	2	3.90	27	0	0	0	7	0	30.0	36	15	13	1	2	17	2	24	3	0
2014	Asheville	0	0	6.00	3	0	0	0	2	0	3.0	3	2	2	0	0	1	0	1	0	0
	Tri-City	0	1	16.20	1	0	0	0	0	0	1.2	3	3	1	0	0	1	0	2	0	0
	Grand Junction	1	1	5.72	19	0	0	0	3	1	28.1	39	26	18	4	2	16	0	22	2	0
2015	Did not pitch	-	-	-	-	-	-	-	-	-	-	-	-	-	-	-	-	-	-	-	-
2016	Boise	0	0	0.71	11	0	0	0	2	0	12.2	10	1	1	0	0	2	0	9	0	0
	Modesto	0	2	6.91	11	0	0	0	4	0	14.1	17	11	11	1	1	6	0	8	2	0
2017	Lancaster	4	2	5.11	41	0	0	0	12	2	61.2	73	37	35	9	3	14	0	53	3	0
2018	Hartford	3	4	4.44	36	0	0	0	17	0	48.2	49	32	24	6	2	15	1	51	4	0
Minor League Totals		10	12	4.81	149	0	0	0	47	3	200.1	230	127	107	22	10	72	3	170	14	0

Marcelino, Ramon

Outfielder

HT: 6-1

WT: 175

B/T: L/R

Hometown: La Romana, D.R.

Born: Dec. 23, 1996 in La Romana, D.R.

School: N/A

Obtained: Signed as a non-drafted international free agent, Nov. 18, 2013.

2018: Hit a career-high 22 home runs with Low-A Asheville, tied for the third-most in the South Atlantic League ... 2017: Appeared in 61 games with Rookie Level Grand Junction, 42 as the starting right fielder ... led the Pioneer League in slugging percentage, tied for second in triples and home runs and finished fourth in OPS (1.011) ... batted .347 (41-for-118) with 13 home runs in 29 games in the second half ... 2016: Led the DSL Rockies in RBI for the third consecutive season ... seven home runs were second on the club and tied for fifth in the Dominican Summer League ... 2015: Led the DSL Rockies in RBI (35) and was second in doubles (17) for the second consecutive season ... hit .303 (23-for-76) with RISP ... 2014: Was the DSL Rockies' starting right fielder in his first professional season ... led the club in RBI (24) and tied for second on the team with 13 doubles.

Year	Team	AVG	G	AB	R	H	2B	3B	HR	RBI	SAC	SF	HBP	BB	IBB	SO	SB	CS	GIDP	OBP	SLG
2014	DSL Rockies	.235	59	226	23	53	13	3	1	24	0	4	9	14	1	46	8	8	1	.300	.332
2015	DSL Rockies	.290	54	214	30	62	17	0	1	35	1	5	8	11	0	40	7	5	2	.340	.383
2016	DSL Rockies	.261	62	238	30	62	19	1	7	37	1	0	6	5	0	51	2	5	2	.293	.437
2017	Grand Junction	.318	61	242	45	77	13	6	19	55	1	1	5	9	0	62	1	4	3	.354	.657
2018	Asheville	.221	113	429	46	95	16	4	22	68	2	1	4	12	0	116	4	3	5	.249	.431
Minor League Totals		.259	349	1349	174	349	78	14	50	219	5	11	32	51	1	315	22	25	13	.299	.448

Martinez, Alexander

Right-Handed Pitcher

HT: 6-1

WT: 165

B/T: R/R

Hometown: San Pedro de Macoris, D.R.

Born: Dec. 28, 1996 in San Pedro de Macoris, D.R.

School: N/A

Obtained: Signed as a non-drafted international free agent, June 5, 2015.

2018: Named a Mid-Season and Post-Season All-Star in the Pioneer League ... his 19 saves were the most in Pioneer League history ... 2017: Made 18 relief appearances for Rookie Level Grand Junction and logged a 3.41 ERA (29.0 IP, 11 ER), the second-lowest on the club ... tossed two or more innings in six outings ... 2016: His 22 saves and 34 relief appearances led the Dominican Summer League ... 22 saves were the most in the DSL since 2006 ... 2015: Appeared in 11 games out of the bullpen in his first professional season ... pitched two or more innings in four outings.

Year	Team	W	L	ERA	G	GS	CG	SHO	GF	SV	IP	H	R	ER	HR	HB	BB	IBB	SO	WP	BK
2015	DSL Rockies	1	1	5.09	11	0	0	0	1	0	17.2	27	12	10	1	0	3	0	18	6	0
2016	DSL Rockies	4	0	2.02	34	0	0	0	30	22	35.2	27	10	8	0	0	11	1	29	6	0
2017	Grand Junction	0	0	3.41	18	0	0	0	2	0	29.0	30	16	11	2	2	13	0	33	5	1
2018	Grand Junction	0	0	3.07	28	0	0	0	26	19	29.1	26	13	10	1	2	9	0	39	8	1
Minor League Totals		5	1	3.14	91	0	0	0	59	41	111.2	110	51	39	4	4	36	1	118	25	2

Martinez, Jaiver

Right-Handed Pitcher

HT: 6-1

WT: 175

B/T: L/L

Hometown: San Felipe, Ven.

Born: Sept. 16, 1998 in San Felipe, Ven.

School: N/A

Obtained: Signed as a non-drafted international free agent, Aug. 2, 2016

2018: Did not pitch due to injury ... 2017: Appeared in 26 games out of the bullpen for the DSL Rockies, tied for the most relief appearances on the club ... 2016: Signed for next year.

Year	Team	W	L	ERA	G	GS	CG	SHO	GF	SV	IP	H	R	ER	HR	HB	BB	IBB	SO	WP	BK
2017	DSL Rockies	3	2	3.44	26	0	0	0	13	5	34.0	27	15	13	0	0	17	1	29	9	1
2018	Did not pitch	-	-	-	-	-	-	-	-	-	-	-	-	-	-	-	-	-	-	-	-
Minor League Totals		3	2	3.44	26	0	0	0	13	5	34.0	27	15	13	0	0	17	1	29	9	1

McDowell, Kennard

Infielder

HT: 6-3

WT: 195

B/T: R/R

Hometown: Darlington, S.C.

Born: Sept. 15, 1993 in Darlington, S.C.

School: UNC Wilmington

Obtained: Signed as a non-drafted Minor League free agent, July 26, 2017.

2018: Split time between second base and shortstop with Short-Season Boise ... 2017: Started 23 games at shortstop for Rookie Level Grand Junction in his first season ... hit a home run in each of his last two games of the season.

Year	Team	AVG	G	AB	R	H	2B	3B	HR	RBI	SAC	SF	HBP	BB	IBB	SO	SB	CS	GIDP	OBP	SLG
2017	Grand Junction	.315	25	89	18	28	7	1	3	12	0	1	0	11	0	29	3	4	1	.386	.517
2018	Boise	.179	37	134	18	24	7	1	1	11	1	1	0	10	0	42	0	2	2	.234	.269
Minor League Totals		.233	62	223	36	52	14	2	4	23	1	2	0	21	0	71	3	6	3	.297	.368

McLaughlin, Matt

Infielder

HT: 6-1

WT: 185

B/T: R/R

Hometown: Mountain View, Calif.

Born: Feb. 2, 1996 in Mountain View, Calif.

School: Kansas

Obtained: Selected in the 12th round of the 2017 First-Year Player Draft.

2018: Split time between third base and second base ... his 98 total games were fifth-most on Low-A Asheville ... 2017: Started 51 games at shortstop for Short-Season Boise in his first professional season ... ranked second in the Northwest League with a .402 on-base percentage.

Year	Team	AVG	G	AB	R	H	2B	3B	HR	RBI	SAC	SF	HBP	BB	IBB	SO	SB	CS	GIDP	OBP	SLG
2017	Boise	.305	51	200	36	61	13	0	1	20	3	5	5	31	0	43	7	4	5	.402	.385
2018	Asheville	.263	98	350	35	92	23	2	4	48	6	2	10	31	0	65	8	13	4	.338	.374
Minor League Totals		.278	149	550	71	153	36	2	5	68	0	7	15	62	0	108	15	17	9	.363	.378

McMahan, Pearson

Right-Handed Pitcher

HT: 6-2

WT: 190

B/T: L/R

Hometown: Middleburg, Fla.

Born: July 1, 1996 in Middleburg, Fla.

School: St. Johns River State College

Obtained: Selected in the fourth round of the 2017 First-Year Player Draft.

2018: Tossed 68.2 innings for Short-Season Boise, the most on the club and the third-most in the Northwest League ... his 62 strikeouts were the sixth-most in the league ... 2017: Started six games for Short-Season Boise in his first professional season ... pitched a season-high 3.2 innings two times, including in his last start of the season ... PERSONAL: Previously selected by Pittsburgh in the 19th round of the 2016 First-Year Player Draft, but did not sign.

Year	Team	W	L	ERA	G	GS	CG	SHO	GF	SV	IP	H	R	ER	HR	HB	BB	IBB	SO	WP	BK
2017	Boise	0	1	4.67	6	6	0	0	0	0	17.1	20	12	9	2	1	5	0	8	0	0
2018	Boise	3	5	6.03	15	14	0	0	0	0	68.2	92	54	46	7	3	33	0	62	9	2
Minor League Totals		3	6	5.76	21	20	0	0	0	0	86.0	112	66	55	9	4	38	0	70	9	2

Medina, Javier

Right-Handed Pitcher

HT: 6-2

WT: 180

B/T: R/R

Hometown: Tucson, Ariz.

Born: Aug. 9, 1996 in Hermosillo, Mexico

School: Sahuaro HS (Ariz.)

Obtained: Selected in the third round of the 2015 First-Year Player Draft.

2018: Made four starts and two relief appearances with Short-Season Boise after missing the entire 2017 season ... 2017: Did not pitch ... 2016: Recorded five wins for Short-Season Boise, second-most on the club ... named a Northwest League Mid-Season All-Star ... 2015: Started nine games for Rookie Level Grand Junction in his first professional season ... did not allow a run in his first two starts ... pitched four or more innings six times and five innings twice.

Year	Team	W	L	ERA	G	GS	CG	SHO	GF	SV	IP	H	R	ER	HR	HB	BB	IBB	SO	WP	BK
2015	Grand Junction	1	3	6.82	9	9	0	0	0	0	34.1	51	30	26	7	1	10	0	30	0	0
2016	Boise	5	1	5.72	9	9	0	0	0	0	39.1	49	26	25	2	2	17	0	35	5	1
2017	Did not pitch	-	-	-	-	-	-	-	-	-	-	-	-	-	-	-	-	-	-	-	-
2018	Boise	0	3	7.17	6	4	0	0	0	0	21.1	29	18	17	3	0	6	0	7	2	0
Minor League Totals		6	7	6.44	24	22	0	0	0	0	95.0	129	74	68	12	3	33	0	72	7	1

Mejia, Alejandro

Left-Handed Pitcher

HT: 6-1

WT: 170

B/T: L/L

Hometown: Santo Domingo, D.R.

Born: July 2, 1998 in Santo Domingo, D.R.

School: N/A

Obtained: Signed as a non-drafted international free agent, Sept. 6, 2016

2018: Made 12 starts with Rookie Level Grand Junction, second-most on the club ... 2017: Went 4-0 with a 1.42 ERA (44.1 IP, 7 ER) in eight starts, five relief appearances, for the DSL Rockies in his first season ... tied for the team lead in wins and led all DSL Rockies starters in ERA ... was 3-0 with a 1.21 ERA (29.2 IP, 4 ER) in eight starts ... 2016: Signed for next year.

Year	Team	W	L	ERA	G	GS	CG	SHO	GF	SV	IP	H	R	ER	HR	HB	BB	IBB	SO	WP	BK
2017	DSL Rockies	4	0	1.42	13	8	0	0	0	0	44.1	36	12	7	1	6	20	0	36	4	1
2018	Grand Junction	3	5	7.83	13	12	0	0	0	0	56.1	86	65	49	8	6	38	0	30	10	1
Minor League Totals		7	5	5.01	26	20	0	0	0	0	100.2	122	77	56	9	12	58	0	66	14	2

Mejia, Juan

HT: 6-1

WT: 180

B/T: R/R

Right-Handed Pitcher

Hometown: Santo Domingo, D.R.

School: N/A

Born: July 4, 2000 in Santo Domingo, D.R.

Obtained: Signed as a non-drafted international free agent, May 5, 2017.

2018: Made 13 combined starts with the Rockies' DSL teams, going 3-5 with a 5.43 ERA (58.0 IP, 35 ER) ... 2017: Made 15 relief appearances and one start with the DSL Rockies in his first professional season ... start came in his last appearance of the season, allowing one run in a season-high five innings pitched.

Year	Team	W	L	ERA	G	GS	CG	SHO	GF	SV	IP	H	R	ER	HR	HB	BB	IBB	SO	WP	BK
2017	DSL Rockies	3	1	2.84	16	1	0	0	4	0	31.2	24	19	10	3	1	11	0	27	9	3
2018	DSL Rockies	2	4	4.67	9	9	1	0	0	0	44.1	51	32	23	3	2	15	0	48	5	1
	DSL Colorado	1	1	7.90	4	4	0	0	0	0	13.2	18	13	12	2	0	7	0	13	4	0
Minor League Totals		6	6	4.52	29	14	1	0	4	0	89.2	93	64	45	8	3	33	0	88	18	4

Melendez, Manuel

HT: 5-11

WT: 165

B/T: L/L

Hometown: Carora, Ven.

School: N/A

Born: Jan. 10, 1997 in Barquisimeto, Ven.

Obtained: Signed as a non-drafted international free agent, Jan. 6, 2014.

2018: Set career highs in games, hits, triples and RBI ... ranked fourth in the California League in hits and fifth in runs scored ...

2017: Ranked third in the South Atlantic League with 78 runs scored, tied for fourth with 32 stolen bases and tied for seventh in the league with 130 hits ... was named the SAL Player of the Week May 29-June 4 after batting .484 with two home runs and seven RBI in seven games ... 2016: Appeared in 60 games for Rookie Level Grand Junction, the second-most games played on the club ... 24 stolen bases led the club and were tied for third-most in the Pioneer League ... 2015: Led the DSL Rockies in hits (71), triples (seven) and stolen bases (15) ... 2014: Was a starting outfielder for the DSL Rockies in his first professional season ... started 38 games in center field, 23 in left field ... his 18 walks were second-most on the club.

Year	Team	AVG	G	AB	R	H	2B	3B	HR	RBI	SAC	SF	HBP	BB	IBB	SO	SB	CS	GIDP	OBP	SLG
2014	DSL Rockies	.227	64	233	25	53	9	2	1	16	5	2	5	18	0	33	11	7	2	.295	.296
2015	DSL Rockies	.267	65	266	37	71	12	7	1	31	4	2	9	23	3	32	15	13	4	.343	.376
2016	Grand Junction	.294	60	265	53	78	10	3	7	33	4	2	7	11	0	42	24	6	5	.337	.434
2017	Asheville	.266	115	488	78	130	21	4	11	59	7	2	8	10	0	84	32	11	3	.291	.393
2018	Lancaster	.291	119	499	76	145	18	11	5	66	8	4	5	25	0	81	17	16	8	.328	.401
Minor League Totals		.272	423	1751	269	477	70	27	25	205	28	12	34	87	3	272	99	53	22	.317	.386

Mendez, Victor

HT: 6-4

WT: 177

B/T: L/L

Left-Handed Pitcher

Hometown: Puerto Plata, D.R.

School: N/A

Born: May 8, 2000 in Puerto Plata, D.R.

Obtained: Signed as a non-drafted international free agent, Sept. 29, 2017

2018: Made 18 relief appearances with the DSL Rockies in his first professional season ... tossed more than one inning in 15 of his 18 appearances.

Year	Team	W	L	ERA	G	GS	CG	SHO	GF	SV	IP	H	R	ER	HR	HB	BB	IBB	SO	WP	BK
2018	DSL Rockies	0	3	5.40	18	0	0	0	6	0	36.2	37	31	22	3	4	20	0	39	7	0
Minor League Totals		0	3	5.40	18	0	0	0	6	0	36.2	37	31	22	3	4	20	0	39	7	0

Mendoza, Shael

HT: 6-0

WT: 165

B/T: L/R

Hometown: San Pedro de Macoris, D.R.

School: Texas A&M

Born: Oct. 15, 1996 in San Pedro de Macoris, D.R.

Obtained: Signed as a non-drafted international free agent, Feb. 27, 2016.

2018: Appeared in a career-high 60 games with Low-A Asheville despite three stints on the disabled list ... 2017: Named a Mid-Season and Post-Season All-Star in the Pioneer League ... finished second in the league in batting average and stolen bases and third in hits ... recorded back-to-back five hit games June 20-22 vs. Idaho Falls ... named Pioneer League Player of the Week July 10-16 after batting .407 with four doubles in six games ... 2016: Recorded 25 stolen bases in his first professional season, the most on the club and tied for the seventh-most in the DSL.

Year	Team	AVG	G	AB	R	H	2B	3B	HR	RBI	SAC	SF	HBP	BB	IBB	SO	SB	CS	GIDP	OBP	SLG
2016	DSL Rockies	.272	58	224	30	61	4	4	1	19	2	3	2	8	0	36	25	10	3	.300	.339
2017	Grand Junction	.364	55	231	54	84	13	4	5	35	4	3	1	20	0	38	25	9	1	.412	.519
2018	Asheville	.251	60	235	30	59	6	2	2	13	5	1	0	7	0	64	12	7	3	.272	.319
Minor League Totals		.296	173	690	114	204	23	10	8	67	11	7	3	35	0	138	62	26	7	.329	.393

Metz, Robert

HT: 5-10

WT: 185

B/T: R/R

Right-Handed Pitcher

Hometown: Poolesville, Md.

School: George Washington

Born: July 29, 1996 in Gaithersburg, Md.

Obtained: Selected in the 25th round of the 2018 First-Year Player Draft.

2018: Did not pitch.

Year	Team	W	L	ERA	G	GS	CG	SHO	GF	SV	IP	H	R	ER	HR	HB	BB	IBB	SO	WP	BK
2018	Did not pitch	-	-	-	-	-	-	-	-	-	-	-	-	-	-	-	-	-	-	-	-
Minor League Totals		-	-	-	-	-	-	-	-	-	-	-	-	-	-	-	-	-	-	-	-

Metzler, Ryan

Infielder

HT: 6-3 WT: 190

B/T: R/R

Hometown: Bowling Green, Ky.

Born: March 20, 1993 in Glen Burnie, Md.

School: South Carolina, Aiken

Obtained: Signed as a Minor League free agent, April 10, 2017.

2018: Set career highs in games, hits, doubles, RBI and stolen bases ... recorded a career-high three doubles May 23 at Portland ... 2017: Appeared in 63 combined games between Short-Season Boise, Low-A Asheville and Double-A Hartford in his first season with the Rockies, batting .261 (55-for-211) with three home runs ... 2016: Spent a majority of the season with Low-A Lansing in the Toronto organization, starting 38 games at shortstop ... 2015: In his second season with Short-Season Vancouver, hit a career-high .283 (45-for-159) ... 2014: In his first professional season, started 20 games at third base and 13 games at second base ... PERSONAL: Originally drafted by Toronto in the ninth round of the 2014 First-Year Player Draft.

Year	Team	AVG	G	AB	R	H	2B	3B	HR	RBI	SAC	SF	HBP	BB	IBB	SO	SB	CS	GDP	OBP	SLG
2014	Vancouver	.239	35	113	14	27	3	0	0	9	0	1	2	18	0	27	2	2	0	.351	.265
2015	Vancouver	.283	46	159	29	45	7	0	2	14	1	0	2	12	0	24	5	3	3	.341	.365
2016	Dunedin	.182	3	11	1	2	0	0	0	0	0	0	0	2	0	3	0	0	1	.308	.182
	Lansing	.163	58	184	17	30	7	3	1	16	2	2	4	20	0	78	10	2	0	.257	.250
2017	Boise	.286	33	119	19	34	4	1	3	15	1	1	0	12	0	29	5	3	3	.348	.412
	Asheville	.208	13	48	5	10	0	1	0	1	0	0	1	3	0	9	1	0	1	.269	.250
	Hartford	.250	17	44	6	11	1	0	0	6	0	1	0	3	0	15	1	2	1	.292	.273
2018	Hartford	.229	98	292	34	67	16	0	8	37	4	4	3	31	0	86	14	4	1	.306	.366
	Albuquerque	.381	8	21	1	8	1	0	0	4	1	0	0	1	0	6	0	0	0	.409	.429
Minor League Totals		.235	205	678	91	159	22	5	6	61	4	5	9	70	0	185	24	12	9	.312	.308

Mezquita, Jonatan

Infielder

HT: 6-0 WT: 180

B/T: R/R

Hometown: Santiago, D.R.

Born: Jan. 11, 1999 in Santiago, D.R.

School: N/A

Obtained: Signed as a non-drafted international free agent, May 4, 2016.

2018: Split time between first base and third base in 35 games in the Dominican Summer League ... 2017: Appeared in 20 games for the DSL Rockies, 16 as the starting third baseman ... hit both of his home runs in his first two games of the season ... 2016: Started 26 games at third base for the DSL Rockies in his first professional season.

Year	Team	AVG	G	AB	R	H	2B	3B	HR	RBI	SAC	SF	HBP	BB	IBB	SO	SB	CS	GDP	OBP	SLG
2016	DSL Rockies	.217	32	115	11	25	10	1	1	7	0	1	1	4	0	40	2	1	3	.248	.348
2017	DSL Rockies	.152	20	66	9	10	2	0	2	6	1	0	5	5	0	20	1	1	1	.263	.273
2018	DSL Rockies	.163	16	49	2	8	1	0	2	5	0	0	2	2	0	18	1	0	0	.226	.306
	DSL Colorado	.175	19	57	5	10	5	0	0	9	1	0	1	9	0	19	0	0	0	.299	.263
Minor League Totals		.193	52	181	20	35	12	1	3	13	1	1	6	9	0	60	3	2	4	.254	.320

Moberg, Jeff

Infielder

HT: 5-9 WT: 170

B/T: R/R

Hometown: Murrieta, Calif.

Born: July 18, 1994 in Murrieta, Calif.

School: Tennessee

Obtained: Selected in the 30th round of the 2017 First-Year Player Draft.

2018: Saw time at three levels but spent most of his time with Low-A Asheville at second base ... 2017: Played in 43 games with Rookie Level Grand Junction in his first season ... hit 10 home runs, seven in his last 12 games of the season ... named the Pioneer League Player of the Week, Aug. 28-Sept. 4 after hitting .333 with five home runs and nine RBI in eight games.

Year	Team	AVG	G	AB	R	H	2B	3B	HR	RBI	SAC	SF	HBP	BB	IBB	SO	SB	CS	GDP	OBP	SLG
2017	Grand Junction	.199	43	141	24	28	4	1	10	24	1	2	3	19	0	52	1	3	4	.303	.454
2018	Grand Junction	.261	7	23	3	6	1	0	0	1	0	0	0	1	0	9	1	0	2	.292	.304
	Asheville	.205	23	78	13	16	8	1	2	11	0	5	1	4	1	30	1	0	1	.239	.410
	Albuquerque	.125	4	8	0	1	0	0	0	2	0	0	0	0	0	2	0	0	1	.125	.125
Minor League Totals		.204	77	250	40	51	13	2	12	38	1	7	4	24	1	93	3	3	8	.277	.416

Molina, Nelson

Infielder

HT: 5-3 WT: 175

B/T: L/R

Hometown: Arecibo, P.R.

Born: April 30, 1995 in Arecibo, P.R.

School: Antonio Luchetti Vocational

Obtained: Signed as a Minor League free agent, May 25, 2018.

2018: Appeared in 49 games with Double-A Hartford after being released by Minnesota on May 13 ... saw time at third base, second base and left field ... 2017: Spent a majority of the season with High-A Fort Myers ... tripled twice in the same game, part of a four-hit effort, July 5 at Tampa ... 2016: Named a MiLB.com Organization All-Star ... finished ninth in the Midwest League in OBP and 12th in batting average ... 2015: Appeared in 37 games with Rookie Level Elizabethton ... 2014: Recorded a career-high 12 stolen bases in 45 games with the GCL Twins ... 2013: Appeared in 36 games with the GCL Twins in his first professional season ... PERSONAL: Originally selected by Minnesota in the 11th round of the 2013 First-Year Player Draft.

Year	Team	AVG	G	AB	R	H	2B	3B	HR	RBI	SAC	SF	HBP	BB	IBB	SO	SB	CS	GDP	OBP	SLG
2013	GCL Twins	.110	36	109	13	12	1	0	0	3	2	0	3	6	0	15	2	3	1	.178	.119
2014	GCL Twins	.243	45	136	15	33	0	3	0	12	4	2	0	13	0	19	12	2	2	.305	.287
2015	Elizabethton	.207	37	116	14	24	0	1	1	10	1	2	1	10	1	13	2	2	5	.271	.250
2016	Cedar Rapids	.300	94	333	37	100	15	3	2	43	5	3	3	38	2	53	5	1	2	.374	.381
2017	Fort Myers	.243	84	284	35	69	8	4	4	33	1	1	3	14	0	45	4	2	10	.285	.342
	Chattanooga	.273	3	11	0	3	0	0	0	0	0	0	0	1	0	2	0	0	1	.333	.273
2018	Fort Myers	.234	25	77	5	18	3	0	0	7	3	0	2	6	0	14	1	5	1	.306	.273
	Hartford	.204	49	142	17	29	9	0	2	12	1	0	0	6	3	34	0	1	3	.236	.310
Minor League Totals		.238	373	1208	136	288	36	11	9	120	17	8	12	94	6	195	26	16	25	.298	.309

Montano, Daniel

Outfielder

HT: 6-1

WT: 170

B/T: L/R

Hometown: Maracay, Ven.

Born: March 31, 1999 in Maracay, Ven.

School: N/A

Obtained: Signed as a non-drafted international free agent, July 2, 2015.

2018: Promoted to Rookie Level Grand Junction after playing in 11 DSL games to begin the season ... was the club's starting center fielder and ranked second on the club with five triples ... 2017: Named a *Baseball America* DSL All-Star in his second season with the DSL Rockies ... led the club in RBI and tied for the lead in doubles ... 2016: Recorded nine home runs in his first professional season, tied for the second-most in the Dominican Summer League ... 2015: Signed for next season.

Year	Team	AVG	G	AB	R	H	2B	3B	HR	RBI	SAC	SF	HBP	BB	IBB	SO	SB	CS	GIDP	OBP	SLG
2016	DSL Rockies	.228	65	241	41	55	17	2	9	32	0	3	5	31	0	65	8	3	1	.325	.427
2017	DSL Rockies	.270	52	189	32	51	14	3	3	39	3	0	1	24	3	39	9	7	1	.355	.423
2018	DSL Colorado	.182	11	44	4	8	2	0	1	8	0	1	1	5	0	5	2	0	1	.275	.295
	Grand Junction	.279	62	240	32	67	15	5	4	29	1	1	1	21	0	57	9	5	1	.338	.433
Minor League Totals		.254	190	714	109	181	48	10	17	108	4	5	8	81	3	166	28	15	4	.334	.420

Montes, Coco

Infielder

HT: 6-1

WT: 175

B/T: R/R

Hometown: Miami, Fla.

Born: Oct. 7, 1996 in Miami, Fla.

School: South Florida

Obtained: Selected in the 15th round of the 2018 First-Year Player Draft.

2018: Named the Pioneer League MVP, the All-Star Game MVP, a Mid-Season and Post-Season All-Star and a MiLB.com

Organization All-Star in his first professional season ... the shortstop finished second in the league in hits, tied for third in total bases (137) and sixth in batting average, OBP and runs scored ... recorded two five-hit games (June 22 & Aug. 29) and one multi-home run game July 31.

Year	Team	AVG	G	AB	R	H	2B	3B	HR	RBI	SAC	SF	HBP	BB	IBB	SO	SB	CS	GIDP	OBP	SLG
2018	Grand Junction	.333	69	267	55	89	18	3	8	42	0	4	4	35	0	69	8	6	2	.413	.513
Minor League Totals		.333	69	267	55	89	18	3	8	42	0	4	4	35	0	69	8	6	2	.413	.513

Moore, Austin

Right-Handed Pitcher

HT: 6-2

WT: 230

B/T: R/R

Hometown: Tucson, Ariz.

Born: June 21, 1994 in Tucson, Ariz.

School: West Texas A&M

Obtained: Selected in the 26th round of the 2016 First-Year Player Draft.

2018: Tossed a career-high 45 innings across a career-high 36 relief appearances with Low-A Asheville ... 2017: Made 24 combined relief appearances between Short-Season Boise and Low-A Asheville, going 0-1 with a 4.95 ERA (36.1 IP, 20 ER) ... 2016: Made 14 relief appearances, including six appearances of more than one inning, in his first professional season.

Year	Team	W	L	ERA	G	GS	CG	SHO	GF	SV	IP	H	R	ER	HR	HB	BB	IBB	SO	WP	BK
2016	Boise	0	0	6.53	14	0	0	0	5	0	20.2	18	16	15	3	2	6	0	13	4	0
2017	Boise	0	0	5.06	5	0	0	0	1	0	10.2	12	9	6	2	0	3	0	10	2	0
	Asheville	0	1	4.91	19	0	0	0	3	0	25.2	32	14	14	1	1	9	0	23	1	0
2018	Asheville	1	3	4.40	36	0	0	0	9	0	45.0	55	30	22	2	3	12	2	41	4	0
Minor League Totals		1	4	5.03	74	0	0	0	18	0	102.0	117	69	57	8	6	30	2	87	11	0

Morgan, Luke

Outfielder

HT: 6-2

WT: 195

B/T: R/R

Hometown: Newnan, Ga.

Born: May 13, 1996 in New Lenox, Ill.

School: College of Charleston

Obtained: Selected in the 20th round of the 2018 First-Year Player Draft.

2018: Named a Northwest League Post-Season All-Star ... ranked tied for fourth in the league in hits, tied for seventh in doubles, eighth in batting average and tied for eighth in stolen bases.

Year	Team	AVG	G	AB	R	H	2B	3B	HR	RBI	SAC	SF	HBP	BB	IBB	SO	SB	CS	GIDP	OBP	SLG
2018	Grand Junction	.312	67	260	46	81	17	7	4	39	1	2	3	24	0	60	16	3	6	.374	.477
Minor League Totals		.312	67	260	46	81	17	7	4	39	1	2	3	24	0	60	16	3	6	.374	.477

Motley, Nic

Catcher

HT: 6-3

WT: 210

B/T: R/R

Hometown: Southlake, Texas

Born: Aug. 1, 1996 in Southlake, Texas

School: McLennan CC

Obtained: Selected in the 14th round of the 2017 First-Year Player Draft.

2018: Started 35 games at catcher with Low-A Asheville ... 2017: Appeared in 36 games for Rookie Level Grand Junction, including 28 as the starting catcher, in his first professional season ... homered in three consecutive games Aug. 19-22 ... recorded seven RBI on Aug. 19 vs. Idaho Falls.

Year	Team	AVG	G	AB	R	H	2B	3B	HR	RBI	SAC	SF	HBP	BB	IBB	SO	SB	CS	GIDP	OBP	SLG
2017	Grand Junction	.198	36	121	23	24	7	2	5	14	0	0	1	23	0	51	0	1	0	.331	.413
2018	Asheville	.239	36	117	16	28	5	0	6	13	2	2	5	7	1	40	1	1	1	.305	.436
Minor League Totals		.218	72	238	39	52	12	2	11	27	2	2	6	30	1	91	1	2	1	.319	.424

Moya, Ever

HT: 6-4

WT: 150

B/T: L/L

Left-Handed Pitcher

Hometown: Panama City, Panama

School: N/A

Born: May 25, 1999 in Panama City, Panama

Obtained: Signed as a non-drafted international free agent, July 2, 2015.

2018: Made 16 relief appearances and two starts with the DSL Rockies ... his 41.2 innings pitched were the most among pitchers used primarily as relievers ... 2017: Made 12 starts and one relief appearance for the DSL Rockies, the second-most starts on the club ... tossed seven shutout innings in his third start of the season, June 20 vs. the DSL Phillies ... 2016: Made 11 starts for the DSL Rockies in his first professional season, the second-most on the club.

Year	Team	W	L	ERA	G	GS	CG	SHO	GF	SV	IP	H	R	ER	HR	HB	BB	IBB	SO	WP	BK
2016	DSL Rockies	0	2	3.58	11	11	0	0	0	0	32.2	35	19	13	1	2	15	0	27	9	1
2017	DSL Rockies	1	3	5.58	13	12	0	0	0	0	50.0	58	36	31	2	7	19	0	33	11	0
2018	DSL Rockies	2	2	5.18	18	2	0	0	6	1	41.2	50	30	24	2	5	11	0	43	6	2
Minor League Totals		3	7	4.92	42	25	0	0	6	1	124.1	143	85	68	5	14	45	0	103	26	3

Navarro, Cristopher

HT: 6-0

WT: 152

B/T: R/R

Hometown: San Pedro de Macoris, D.R.

School: N/A

Born: June 14, 1999 in San Pedro de Macoris, D.R.

Obtained: Signed as a non-drafted international free agent, July 3, 2015.

2018: Was the starting shortstop for Rookie Level Grand Junction ... hit his first career home run June 18 vs. Orem ... 2017: Split time between shortstop and second base in his second season with the DSL Rockies ... his 60 hits tied for the second-most on the club ... 2016: Started 40 games at shortstop, two games at third base and two games at second base for the DSL Rockies in his first professional season ... 2015: Signed for next season.

Year	Team	AVG	G	AB	R	H	2B	3B	HR	RBI	SAC	SF	HBP	BB	IBB	SO	SB	CS	GIDP	OBP	SLG
2016	DSL Rockies	.253	47	154	19	39	4	0	0	15	3	2	2	13	0	34	4	4	2	.316	.279
2017	DSL Rockies	.280	59	214	33	60	10	1	0	28	9	1	2	23	2	29	5	10	1	.354	.336
2018	Grand Junction	.217	65	244	30	53	11	1	1	23	2	0	2	18	0	28	7	6	8	.277	.283
Minor League Totals		.248	171	612	82	152	25	2	1	66	14	3	6	54	2	91	16	20	11	.314	.301

Nikorak, Mike

HT: 6-5

WT: 205

B/T: R/R

Hometown: Stroudsburg, Pa.

School: Stroudsburg HS

Born: Sept. 16, 1996 in Stroudsburg, Pa.

Obtained: Selected in the first round (27th overall) of the 2015 First-Year Player Draft.

2018: Made two starts and seven relief appearances with Short-Season Boise after missing the 2017 season due to Tommy John surgery ... 2017: Did not pitch due to injury ... 2016: Recorded his first professional win June 25 vs. Idaho Falls ... went 1-0 with a 1.17 ERA (15.1 IP, 2 ER) in three starts at home ... 2015: Made eight starts for Rookie Level Grand Junction in his first professional season ... pitched a season-high three innings on two different occasions.

Year	Team	W	L	ERA	G	GS	CG	SHO	GF	SV	IP	H	R	ER	HR	HB	BB	IBB	SO	WP	BK
2015	Grand Junction	0	4	11.72	8	8	0	0	0	0	17.2	26	28	23	1	2	32	0	14	7	0
2016	Grand Junction	1	0	3.68	7	7	0	0	0	0	29.1	33	16	12	2	1	19	0	20	5	0
2017	Did not pitch	-	-	-	-	-	-	-	-	-	-	-	-	-	-	-	-	-	-	-	-
2018	Boise	0	0	4.32	9	2	0	0	0	0	8.1	7	4	4	0	0	11	0	10	3	0
Minor League Totals		1	4	6.34	24	17	0	0	0	0	55.1	66	48	39	3	3	62	0	44	15	0

Noguera, Luis

HT: 6-2

WT: 160

B/T: L/L

Left-Handed Pitcher

Hometown: Valencia, Ven.

School: N/A

Born: March 20, 2000 in Valencia, Ven.

Obtained: Signed as a non-drafted international free agent, July 2, 2016.

2018: Made 14 relief appearances and one start with the DSL Rockies ... 2017: Started two games and made seven relief appearances in his first season with the DSL Rockies ... 2016: Signed for 2017 season.

Year	Team	W	L	ERA	G	GS	CG	SHO	GF	SV	IP	H	R	ER	HR	HB	BB	IBB	SO	WP	BK
2017	DSL Rockies	1	3	5.79	9	2	0	0	0	0	9.1	10	11	6	1	1	11	0	4	5	0
2018	DSL Rockies	0	2	7.71	15	1	0	0	1	0	21.0	20	28	18	1	17	26	0	8	16	1
Minor League Totals		1	5	7.12	24	3	0	0	1	0	30.1	30	39	24	2	18	37	0	12	21	1

Oakley, Kenny

HT: 6-3

WT: 195

B/T: R/R

Hometown: Henderson, Nev.

School: UNLV

Born: Aug. 30, 1993 in Henderson, Nev.

Obtained: Selected in the 31st round of the 2016 First-Year Player Draft.

2018: Made 32 total relief appearances despite two stints on the disabled list ... 2017: Made 45 relief appearances for Low-A Asheville, the second-most on the club and the second-most in the South Atlantic League (most: Julian Fernandez, 51) ... in 22 second-half appearances, went 3-2 with a 3.03 ERA (38.2 IP, 13 ER), six walks and 40 strikeouts ... 2016: Named a Pioneer League Mid-Season All-Star in his first professional season ... finished second in the Pioneer League with seven saves and first in the league with 20 games finished.

Year	Team	W	L	ERA	G	GS	CG	SHO	GF	SV	IP	H	R	ER	HR	HB	BB	IBB	SO	WP	BK
2016	Grand Junction	4	5	4.13	22	0	0	0	20	7	28.1	26	14	13	2	3	9	0	43	1	0
2017	Asheville	5	3	3.86	45	1	0	0	18	1	67.2	72	35	29	4	3	17	0	76	5	1
2018	Asheville	0	1	12.00	2	0	0	0	0	0	3.0	5	4	4	0	1	0	0	2	1	0
	Lancaster	0	5	7.17	30	0	0	0	5	1	47.2	64	46	38	7	4	26	0	42	0	0
Minor League Totals		9	14	5.15	99	1	0	0	43	9	146.2	167	99	84	13	11	52	0	163	7	1

Ocando, Jeffri

Right-Handed Pitcher

HT: 6-1

WT: 180

B/T: R/R

Hometown: Lagunillas, Ven.

Born: May 14, 1999 in Lagunillas, Ven.

School: N/A

Obtained: Signed as a non-drafted international free agent, May 25, 2016.

2018: Made 13 starts with Short-Season Boise, the second-most on the club ... tossed a career-high 6.1 innings Aug. 14 vs. Salem-Keizer ... 2017: Made four starts with the DSL Rockies before joining Rookie Level Grand Junction ... made 13 starts with Grand Junction, second-most on the club ... went 4-0 with a 4.14 ERA (37.0 IP, 17 ER) in his first seven starts, 1-4 with a 11.79 ERA (23.2 IP, 31 ER) in his last six starts ... 2016: Recorded the lowest ERA and the lowest WHIP (0.65) on the DSL Rockies in his first professional season ... in his four starts, recorded 23 strikeouts with no walks.

Year	Team	W	L	ERA	G	GS	CG	SHO	GF	SV	IP	H	R	ER	HR	HB	BB	IBB	SO	WP	BK
2016	DSL Rockies	3	0	0.39	6	4	0	0	0	0	23.0	14	2	1	0	1	1	0	29	1	1
2017	DSL Rockies	1	1	4.85	4	4	0	0	0	0	13.0	16	10	7	2	0	3	0	17	1	0
	Grand Junction	5	4	7.12	13	13	0	0	0	0	60.2	87	57	48	5	5	17	0	36	7	2
2018	Boise	1	5	6.23	13	13	0	0	0	0	56.1	84	47	39	11	3	14	0	41	4	1
Minor League Totals		10	10	5.59	36	34	0	0	0	0	153.0	201	116	95	18	9	35	0	123	13	4

Oferman, Justin

Infielder

HT: 5-10

WT: 145

B/T: S/R

Hometown: San Pedro de Macoris, D.R.

Born: Jan. 12, 2001 in San Pedro de Macoris, D.R.

School: N/A

Obtained: Signed as a non-drafted international free agent, April 10, 2018.

2018: Started 26 games at shortstop and 14 games at second base with the DSL Rockies.

Year	Team	AVG	G	AB	R	H	2B	3B	HR	RBI	SAC	SF	HBP	BB	IBB	SO	SB	CS	GIDP	OBP	SLG
2018	DSL Rockies	.169	48	154	22	26	5	0	0	12	2	1	1	30	0	52	7	5	1	.306	.201
Minor League Totals		.169	48	154	22	26	5	0	0	12	2	1	1	30	0	52	7	5	1	.306	.201

Olivares, Keinter

Left-Handed Pitcher

HT: 6-0

WT: 170

B/T: L/L

Hometown: Bani, D.R.

Born: Dec. 1, 1997 in Bani, D.R.

School: N/A

Obtained: Signed as a non-drafted international free agent, July 2, 2015.

2018: Made 19 relief appearances with Short-Season Boise, his first season without starting a game ... 2017: Made a team-high 12 starts for Short-Season Boise ... allowed five runs in 5.1 innings over three relief appearances ... 2016: Led the DSL Rockies with 52.1 innings pitched while posting a 0.86 WHIP ... was 3-0 with a 1.33 ERA (27.0 IP, 4 ER), two walks and 21 strikeouts in five starts ... 2015: Made five appearances, two starts, with the DSL Rockies in his first professional season.

Year	Team	W	L	ERA	G	GS	CG	SHO	GF	SV	IP	H	R	ER	HR	HB	BB	IBB	SO	WP	BK
2015	DSL Rockies	1	0	1.64	5	2	0	0	0	0	11.0	10	6	2	0	0	1	0	7	4	0
2016	DSL Rockies	5	2	1.55	15	5	0	0	4	1	52.1	39	14	9	1	0	6	1	34	6	1
2017	Boise	3	3	5.11	15	12	0	0	0	0	56.1	80	42	32	4	2	20	0	37	10	1
2018	Boise	2	4	6.09	19	0	0	0	7	0	34.0	44	28	23	6	1	13	0	26	7	1
Minor League Totals		11	9	3.87	54	19	0	0	11	1	153.2	173	90	66	11	3	40	1	104	27	3

Olivarez, Helcris

Left-Handed Pitcher

HT: 6-2

WT: 190

B/T: L/L

Hometown: San Francisco de Macoris, D.R.

Born: Aug. 8, 2000 in San Francisco de Macoris, D.R.

School: N/A

Obtained: Signed as a non-drafted international free agent, Aug. 12, 2016.

2018: Made 13 starts in the DSL between each of the Rockies' two teams, going 6-1 with a 2.30 ERA (54.2 IP, 14 ER) ... 2017: Started two games and made seven relief appearances in his first season with the DSL Rockies ... 2016: Signed for 2017 season.

Year	Team	W	L	ERA	G	GS	CG	SHO	GF	SV	IP	H	R	ER	HR	HB	BB	IBB	SO	WP	BK
2017	DSL Rockies	0	1	3.55	18	1	0	0	2	0	33.0	24	13	13	0	2	17	1	35	11	1
2018	DSL Rockies	4	1	2.78	9	9	0	0	0	0	35.2	25	17	11	1	1	22	0	36	6	1
	DSL Colorado	2	0	1.42	4	4	0	0	0	0	19.0	11	3	3	0	1	4	0	24	4	0
Minor League Totals		6	2	2.77	31	14	0	0	2	0	87.2	60	33	27	1	4	43	1	95	21	2

Ortiz, Francisco

Catcher/Infielder

HT: 6-0

WT: 160

B/T: R/R

Hometown: Caracas, Ven.

Born: Sept. 15, 1999 in Caracas, Ven.

School: N/A

Obtained: Signed as a non-drafted international free agent, March 15, 2017.

2018: Split time between catcher and first base ... threw out 11 of 27 runners attempted base stealers ... 2017: Started 27 games at first base and 24 games at catcher in his first professional season ... 14 doubles tied for the most on the club.

Year	Team	AVG	G	AB	R	H	2B	3B	HR	RBI	SAC	SF	HBP	BB	IBB	SO	SB	CS	GIDP	OBP	SLG
2017	DSL Rockies	.224	58	192	26	43	14	0	0	17	2	3	3	22	0	28	3	3	5	.309	.297
2018	DSL Colorado	.203	42	128	16	26	3	1	0	14	1	1	3	29	0	31	2	6	3	.360	.242
Minor League Totals		.216	100	320	42	69	17	1	0	31	3	4	6	51	0	59	5	9	8	.331	.275

Osorio, Kleiver

HT: 6-1 WT: 170

B/T: L/L

Left-Handed Pitcher

Hometown: Yaritagua, Ven.

School: N/A

Born: Jan. 7, 2001 in Yaritagua, Ven.

Obtained: Signed as a non-drafted international free agent on July 2, 2017.

2018: His 1.63 ERA (60.2 IP, 11 ER) ranked 10th in the Dominican Summer League and the best among Rockies pitchers ... posted a 2.31 ERA as a starter and a 0.42 ERA as a reliever.

Year	Team	W	L	ERA	G	GS	CG	SHO	GF	SV	IP	H	R	ER	HR	HB	BB	IBB	SO	WP	BK
2018	DSL Colorado	6	2	1.63	16	8	0	0	5	2	60.2	48	16	11	1	2	7	0	54	8	1
Minor League Totals		6	2	1.63	16	8	0	0	5	2	60.2	48	16	11	1	2	7	0	54	8	1

Ozoria, Luis

HT: 6-0 WT: 145

B/T: L/L

Left-Handed Pitcher

Hometown: Santo Domingo, D.R.

School: N/A

Born: Aug. 30, 2001 in Santo Domingo, D.R.

Obtained: Signed as a non-drafted international free agent on April 10, 2018.

2018: Made 20 total relief appearances in the Dominican Summer League.

Year	Team	W	L	ERA	G	GS	CG	SHO	GF	SV	IP	H	R	ER	HR	HB	BB	IBB	SO	WP	BK
2018	DSL Colorado	0	0	3.29	13	0	0	0	2	0	13.2	5	6	5	1	2	14	0	11	5	0
	DSL Rockies	0	1	14.63	7	0	0	0	0	0	8.0	13	16	13	3	0	8	0	7	3	1
Minor League Totals		0	1	7.48	20	0	0	0	2	0	21.2	18	22	18	4	2	22	0	18	8	0

Palma, Francisco

HT: 5-11 WT: 165

B/T: L/L

Outfielder

Hometown: Villa de Cura, Ven.

School: N/A

Born: July 4, 2001 in Villa de Cura, Ven.

Obtained: Signed as a non-drafted international free agent on July 4, 2017.

2018: Was the starting center fielder for the DSL Rockies ... his .304 batting average and 12 doubles were each second-best on the club.

Year	Team	AVG	G	AB	R	H	2B	3B	HR	RBI	SAC	SF	HBP	BB	IBB	SO	SB	CS	GIDP	OBP	SLG
2018	DSL Rockies	.304	55	184	21	56	12	3	2	13	3	0	1	15	0	31	6	4	1	.360	.435
Minor League Totals		.304	55	184	21	56	12	3	2	13	3	0	1	15	0	31	6	4	1	.360	.435

Palma, Ronaiker

HT: 5-9 WT: 161

B/T: R/R

Catcher

Hometown: Petare, Ven.

School: N/A

Born: Jan. 2, 2000 in Petare, Ven.

Obtained: Signed as a non-drafted international free agent on Dec. 7, 2017.

2018: Named a DSL Mid-Season All-Star ... ranked fourth in the league with a .340 batting average ... recorded a hit in each of his first 10 professional games.

Year	Team	AVG	G	AB	R	H	2B	3B	HR	RBI	SAC	SF	HBP	BB	IBB	SO	SB	CS	GIDP	OBP	SLG
2018	DSL Rockies	.350	33	123	15	43	5	1	1	19	0	2	2	6	0	9	5	7	4	.383	.431
	DSL Colorado	.324	18	68	10	22	1	0	0	14	1	2	1	6	0	4	4	2	2	.377	.338
Minor League Totals		.340	51	191	25	65	6	1	1	33	1	4	3	12	0	13	9	9	6	.381	.398

Parra, Frederis

HT: 6-3 WT: 162

B/T: R/R

Right-Handed Pitcher

Hometown: Sabana de la Mar, D.R.

School: N/A

Born: Oct. 22, 1994 in Sabana de la Mar, D.R.

Obtained: Signed as a Minor League free agent, May 3, 2018.

2018: Went 5-5 with a 4.67 ERA in a combined 14 starts between Short-Season Boise and Low-A Asheville in his first season in the Rockies organization ... recorded a career-high 52 strikeouts ... 2017: Tossed a career-high 89.0 innings with Low-A Peoria in the Cardinals organization ... went 4-4 with a 3.81 ERA in 10 starts, 1-2 with a 3.63 ERA in 15 relief appearances ... 2016: Posted a 2.53 ERA with Rookie Level Johnson City, the lowest ERA in the Appalachian League ... 2015: Made a combined 11 relief appearances and one start between the GCL Cardinals and Johnson City, going 101 with a 8.33 ERA ... 2014: Led the GCL Cardinals with 46.2 innings pitched and 34 strikeouts ... 2013: Went 4-1 with a 2.08 ERA in nine starts with the DSL Cardinals ... 2012: Posted a 2.21 ERA across 14 relief appearances and one start with the DSL Cardinals ... PERSONAL: Originally signed by St. Louis as a non-drafted international free agent, April 13, 2012.

Year	Team	W	L	ERA	G	GS	CG	SHO	GF	SV	IP	H	R	ER	HR	HB	BB	IBB	SO	WP	BK
2012	DSL Cardinals	4	2	2.21	15	1	0	0	4	0	36.2	30	11	9	0	5	10	1	21	2	0
2013	DSL Cardinals	4	1	2.08	9	9	0	0	0	0	43.1	31	15	10	2	1	15	0	28	4	1
2014	GCL Cardinals	3	2	2.70	10	9	0	0	0	0	46.2	43	18	14	1	3	15	0	34	1	3
2015	GCL Cardinals	0	1	10.50	6	1	0	0	4	1	18.0	32	21	21	3	2	4	0	9	0	0
	Johnson City	1	0	4.00	6	0	0	0	1	0	9.0	12	7	4	1	1	3	1	6	2	0
2016	Johnson City	3	5	2.53	11	10	1	0	0	0	64.0	68	33	18	3	3	7	0	36	2	0
2017	Peoria	5	6	3.74	25	10	1	0	1	0	89.0	108	42	37	8	8	24	0	49	5	0
2018	Boise	1	1	4.41	3	3	0	0	0	0	16.1	22	8	8	1	0	2	0	10	2	0
	Asheville	4	4	4.73	11	11	0	0	0	0	64.2	91	37	34	3	3	12	0	42	5	0
Minor League Totals		25	22	3.60	96	54	2	0	10	1	387.2	437	192	155	22	26	92	2	235	23	4

Pena, Juan

HT: 6-2 WT: 175 B/T: R/R

Right-Handed Pitcher

Hometown: San Pedro de Macoris, DR
School: N/A

Born: Aug. 25, 1995 in San Pedro de Macoris, DR

Obtained: Signed as a non-drafted international free agent on Aug. 30, 2013.

2018: Made a career-high 37 relief appearances with High-A Lancaster ... 2017: Made 27 combined relief appearances between Short-Season Boise and Low-A Asheville, going 3-2 with a 2.65 ERA (34.0 IP, 10 ER) ... scored upon six times between both levels ... 2016: Made 21 relief appearances for Asheville and recorded his first two professional saves ... 2015: Pitched 42.0 innings for Rookie Level Grand Junction, the third-highest innings total on the team ... 2014: In his first professional season, led all DSL Rockies pitchers in ERA (1.16), innings pitched (70.0) and WHIP (0.86) and was second on the club in strikeouts (54) ... was named a DSL Mid-Season All-Star.

Year	Team	W	L	ERA	G	GS	CG	SHO	GF	SV	IP	H	R	ER	HR	HB	BB	IBB	SO	WP	BK
2014	DSL Rockies	4	2	1.16	13	10	0	0	1	0	70.0	50	18	9	2	7	10	0	54	4	1
2015	Grand Junction	1	2	9.00	24	1	0	0	2	0	42.0	64	43	42	6	3	17	0	36	6	0
2016	Asheville	2	3	5.76	21	0	0	0	10	2	25.0	41	19	16	2	3	13	2	20	1	1
	Grand Junction	0	0	3.86	2	0	0	0	0	0	2.1	5	2	1	0	1	0	0	2	0	1
2017	Boise	1	1	2.61	9	0	0	0	6	2	10.1	7	3	3	0	1	1	0	13	0	0
	Asheville	2	1	2.66	18	0	0	0	7	0	23.2	19	7	7	0	0	5	0	24	3	0
2018	Lancaster	4	1	6.48	37	1	0	0	16	0	41.2	68	33	30	6	1	14	0	39	13	0
Minor League Totals		14	10	4.52	1124	12	0	0	42	4	215.0	254	125	108	16	16	60	2	188	27	3

Pena, Yolki

HT: 6-2 WT: 165 B/T: L/L

Outfielder

Hometown: San Pedro De Macoris, D.R.
School: N/A

Born: March 30, 2000 in San Pedro De Macoris, D.R.

Obtained: Signed as a non-drafted international free agent, July 2, 2016.

2018: Posted a 4.67 on-base percentage, the second-highest in the Dominican Summer League ... 2017: Played in 62 games for the DSL Rockies, second-most on the club ... led the club in hits, runs scored and total bases (82) ... 2016: Signed for 2017 season.

Year	Team	AVG	G	AB	R	H	2B	3B	HR	RBI	SAC	SF	HBP	BB	IBB	SO	SB	CS	GIDP	OBP	SLG
2017	DSL Rockies	.302	62	212	36	64	8	2	2	32	1	4	2	40	0	34	3	4	2	.411	.387
2018	DSL Colorado	.257	49	148	41	38	12	6	1	27	0	2	2	58	2	34	20	4	0	.467	.439
Minor League Totals		.283	111	360	77	102	20	8	3	59	1	6	4	98	2	68	23	8	2	.436	.408

Perdomo, Alan

HT: 6-4 WT: 150 B/T: R/R

Right-Handed Pitcher

Hometown: Santo Domingo, D.R.
School: N/A

Born: Aug. 24, 2001 in Santo Domingo, D.R.

Obtained: Signed as a non-drafted international free agent on Dec. 7, 2017.

2018: Made eight relief appearances and four starts for the DSL Rockies in his first professional season.

Year	Team	W	L	ERA	G	GS	CG	SHO	GF	SV	IP	H	R	ER	HR	HB	BB	IBB	SO	WP	BK
2018	DSL Rockies	0	1	6.99	12	4	0	0	3	0	28.1	39	27	22	4	3	13	1	17	2	1
Minor League Totals		0	1	6.99	12	4	0	0	3	0	28.1	39	27	22	4	3	13	1	17	2	1

Perez, Arvicent

HT: 5-10 WT: 180 B/T: R/R

Right-Handed Pitcher

Hometown: Ciudad Bolivar, Ven.
School: N/A

Born: Jan. 14, 1994 in Ciudad Bolivar, Ven.

Obtained: Signed as a Minor League free agent, Nov. 14, 2018.

2018: Appeared in 11 games at catcher before converting to a pitcher ... made 13 relief appearances for Short-Season Connecticut
2017: Named a Florida State League Mid-Season All-Star ... appeared in a career high 75 games with High-A Lakeland ... 2016: Set career highs in runs, hits, doubles, triples and RBI ... 2015: Started 37 games at catcher between Connecticut and Low-A West Michigan... 2014: Named a Gulf Coast League Post-Season All-Star ... recorded his first career multi-home run game July 1 at the GCL Blue Jays... 2013: Appeared in 48 games with the Venezuelan Summer League Tigers ... 2012: Appeared in 34 games with the VSL Tigers in his first professional season... **PERSONAL:** Originally signed by Detroit as a non-drafted international free agent, Sept. 13, 2011.

Year	Team	AVG	G	AB	R	H	2B	3B	HR	RBI	SAC	SF	HBP	BB	IBB	SO	SB	CS	GIDP	OBP	SLG
2012	VSL Tigers	.289	34	97	8	28	5	1	1	15	0	2	3	5	0	11	3	0	5	.336	.392
2013	VSL Tigers	.297	48	148	14	44	5	2	1	26	1	2	2	8	0	14	3	2	1	.338	.378
2014	GCL Tigers	.309	27	81	14	25	6	1	3	20	1	4	1	1	0	7	3	0	2	.310	.519
	West Michigan	.348	14	46	7	16	2	0	0	6	2	0	1	1	0	5	1	1	0	.375	.391
2015	West Michigan	.229	33	118	7	27	4	0	0	5	2	1	1	3	0	20	1	0	5	.252	.263
	Connecticut	.263	5	19	3	5	1	1	1	1	0	0	0	0	0	2	0	1	0	.263	.316
2016	West Michigan	.303	74	271	28	82	16	4	0	30	6	4	2	7	1	36	1	0	7	.320	.391
2017	Lakeland	.228	75	259	15	59	7	2	3	28	4	1	2	10	0	44	4	1	4	.261	.305
2018	Erie	.11	.256	39	1	10	1	0	0	3	2	0	0	0	0	8	0	1	1	.256	.282
Minor League Totals		.275	334	1078	97	296	47	10	8	124	19	14	12	35	1	147	16	6	25	.301	.359

Year	Team	W	L	ERA	G	GS	CG	SHO	GF	SV	IP	H	R	ER	HR	HB	BB	IBB	SO	WP	BK
2018	Connecticut	0	2	4.96	13	0	0	0	3	1	16.1	18	9	9	2	1	11	1	14	2	3
Minor League Totals		0	2	4.96	13	0	0	0	3	1	16.1	18	9	9	2	1	11	1	14	2	3

Perez, Carlos

Right-Handed Pitcher

HT: 6-3 WT: 161

B/T: R/R

Hometown: Maracay, Ven.

Born: July 17, 2001 in Maracay, Ven.

School: N/A

Obtained: Signed as a non-drafted international free agent on Dec. 5, 2017.

2018: Went 2-0 with a 2.16 ERA in six starts and 4-0 with a 1.08 ERA in eight relief appearances with DSL Colorado.

Year	Team	W	L	ERA	G	GS	CG	SHO	GF	SV	IP	H	R	ER	HR	HB	BB	IBB	SO	WP	BK
2018	DSL Colorado	6	0	1.73	14	6	0	0	3	0	41.2	33	13	8	0	1	10	0	40	2	0
Minor League Totals		6	0	1.73	14	6	0	0	3	0	41.2	33	13	8	0	1	10	0	40	2	0

Pilar, Anderson

Right-Handed Pitcher

HT: 6-2 WT: 175

B/T: R/R

Hometown: Villa Isabela, D.R.

Born: March 2, 1998 in Villa Isabela, D.R.

School: N/A

Obtained: Signed as a non-drafted international free agent, Nov. 4, 2015.

2018: Went a combined 3-4 with a 1.55 ERA (40.2 IP, 7 ER) in 33 relief appearances between each of the DSL teams ... his 33 appearances were the second-most in the DSL ... 2017: Made 28 relief appearances for the DSL Rockies, the most on the club and tied for the third-most in the league ... allowed one run over his last 16 appearances ... 2016: Started two games to begin the year before transitioning to relief ... went 2-1 with a 1.48 ERA (24.1 IP, 4 ER) as a reliever.

Year	Team	W	L	ERA	G	GS	CG	SHO	GF	SV	IP	H	R	ER	HR	HB	BB	IBB	SO	WP	BK
2016	DSL Rockies	2	2	2.97	13	2	0	0	1	0	30.1	28	10	10	0	1	9	0	22	2	0
2017	DSL Rockies	1	3	3.24	26	0	0	0	13	4	25.0	29	12	9	0	5	8	0	15	7	0
2018	DSL Rockies	2	3	2.08	20	0	0	0	15	4	21.2	19	10	5	0	1	7	0	18	4	0
	DSL Colorado	1	1	0.95	13	0	0	0	1	1	19.0	9	2	2	0	2	0	0	25	2	0
Minor League Totals		6	9	2.44	72	2	0	0	30	9	96.0	85	34	26	0	9	24	0	80	15	0

Pint, Riley

Right-Handed Pitcher

HT: 6-4 WT: 195

B/T: R/R

Hometown: Lenexa, Kan.

Born: Nov. 6, 1997 in Lenexa, Kan.

School: St. Thomas Aquinas HS

Obtained: Selected in the first round (fourth overall) of the 2016 First-Year Player Draft.

2018: Made one start with Asheville in April before being placed on the disabled list ... made three starts with Boise, two in June and one in August, allowing one earned run across the three starts ... 2017: Made 22 starts for Low-A Asheville in his second season ... was 1-2 with a 3.28 ERA (24.2 IP, 9 ER) in five starts in July ... pitched a season-high six shutout innings July 15 vs. Augusta ... 2016: Made 11 starts for Rookie Level Grand Junction in his first professional season ... earned his first professional win Sept. 1, tossing five shutout innings at Orem ... **PERSONAL:** Went 6-1 with a 0.50 ERA for St. Thomas Aquinas as a senior in 2016 ... was named the Gatorade Player of the Year in Kansas his junior and senior seasons ... was the first high school pitcher selected in the first round out of Kansas since Brian Holman in 1983.

Year	Team	W	L	ERA	G	GS	CG	SHO	GF	SV	IP	H	R	ER	HR	HB	BB	IBB	SO	WP	BK
2016	Grand Junction	1	5	5.35	11	11	0	0	0	0	37.0	43	28	22	2	6	23	0	36	8	0
2017	Asheville	2	11	5.42	22	22	0	0	0	0	93.0	96	67	56	3	8	59	0	79	26	0
2018	Boise	0	2	1.13	3	3	0	0	0	0	8.0	4	2	1	0	0	9	0	8	2	1
	Asheville	0	1	81.00	1	1	0	0	0	0	0.1	2	5	3	0	0	2	0	0	1	0
Minor League Totals		3	19	5.33	37	37	0	0	0	0	138.1	145	102	82	5	14	93	0	123	37	1

Pio, Enmanuel

Right-Handed Pitcher

HT: 5-11 WT: 145

B/T: R/R

Hometown: San Pedro de Macoris, D.R.

Born: April 11, 2000 in San Pedro de Macoris, D.R.

School: N/A

Obtained: Signed as a non-drafted international free agent on July 2, 2018.

2018: Made seven relief appearances with the DSL Rockies.

Year	Team	W	L	ERA	G	GS	CG	SHO	GF	SV	IP	H	R	ER	HR	HB	BB	IBB	SO	WP	BK
2018	DSL Rockies	0	0	8.64	7	0	0	0	2	0	8.1	16	16	8	2	0	11	0	8	4	2
Minor League Totals		0	0	8.64	7	0	0	0	2	0	8.1	16	16	8	2	0	11	0	8	4	2

Poulin, PJ

Left-Handed Pitcher

HT: 6-1 WT: 185

B/T: R/L

Hometown: Marion, Ma.

Born: July 25, 1996 in Marion, Mass.

School: Connecticut

Obtained: Selected in the 11th round of the 2018 First-Year Player Draft.

2018: Ranked tied for third in the Northwest League with 24 appearances and tied for sixth with seven saves ... allowed an earned run in just two of his 24 appearances.

Year	Team	W	L	ERA	G	GS	CG	SHO	GF	SV	IP	H	R	ER	HR	HB	BB	IBB	SO	WP	BK
2018	Boise	1	3	1.96	24	0	0	0	19	7	23.0	15	10	5	0	1	10	0	33	4	0
Minor League Totals		1	3	1.96	24	0	0	0	19	7	23.0	15	10	5	0	1	10	0	33	4	0

Quezada, Andrew

Right-Handed Pitcher

HT: 6-1

WT: 182

B/T: L/R

Hometown: Bellflower, Calif.

Born: June 28, 1997 in Los Alamitos, Calif.

School: Cal State Fullerton

Obtained: Selected in the seventh round of the 2018 First-Year Player Draft.

2018: Selected by the Rockies in the seventh round of the First-Year Player Draft but was placed on the 60-day disabled list upon signing.

Year	Team	W	L	ERA	G	GS	CG	SHO	GF	SV	IP	H	R	ER	HR	HB	BB	IBB	SO	WP	BK
2018	Boise	1	3	1.96	24	0	0	0	19	7	23.0	15	10	5	0	1	10	0	33	4	0
Minor League Totals		1	3	1.96	24	0	0	0	19	7	23.0	15	10	5	0	1	10	0	33	4	0

Quijada, Bryant

Catcher/Infielder

HT: 5-10

WT: 165

B/T: R/R

Hometown: Carabobo, Ven.

Born: July 2, 1999 in Carabobo, Ven.

School: N/A

Obtained: Signed as a non-drafted international free agent, May 17, 2017.

2018: Split time between catcher and first base ... ranked second on the club with a .421 on-base percentage ... hit his first career home run Aug. 4 at the DSL Giants ... 2017: Started eight games at catcher and 10 games at first base in his first professional season ... led the club with a .322 batting average.

Year	Team	AVG	G	AB	R	H	2B	3B	HR	RBI	SAC	SF	HBP	BB	IBB	SO	SB	CS	GIDP	OBP	SLG
2017	DSL Rockies	.322	21	59	11	19	7	0	0	12	1	3	2	14	0	19	0	1	0	.449	.441
2018	DSL Colorado	.288	49	153	34	44	6	1	2	32	3	4	5	33	0	24	6	3	1	.421	.379
Minor League Totals		.297	70	212	45	63	13	1	2	44	4	7	7	47	0	43	6	4	1	.429	.396

Ramires, Felix

Left-Handed Pitcher

HT: 6-4

WT: 175

B/T: L/L

Hometown: Sabana de la Mar, D.R.

Born: Sept. 26, 1999 in Sabana de la Mar, D.R.

School: N/A

Obtained: Signed as a non-drafted international free agent, Aug. 25, 2017.

2018: Made three starts and 14 relief appearances in his first professional season ... went 0-3 with a 5.40 ERA (11.2 IP, 7 ER as a starter.

Year	Team	W	L	ERA	G	GS	CG	SHO	GF	SV	IP	H	R	ER	HR	HB	BB	IBB	SO	WP	BK
2018	DSL Rockies	1	4	3.54	17	3	0	0	5	2	40.2	36	21	16	2	4	25	0	35	8	0
Minor League Totals		1	4	3.54	17	3	0	0	5	2	40.2	36	21	16	2	4	25	0	35	8	0

Ramos, Gerard

Outfielder

HT: 6-3

WT: 175

B/T: R/R

Hometown: Moca, D.R.

Born: Jan. 19, 2001 in Moca, D.R.

School: N/A

Obtained: Signed as a non-drafted international free agent on July 3, 2017.

2018: Saw time in left field, right field and first base in his first season ... 62 games played were the second-most on the DSL Rockies.

Year	Team	AVG	G	AB	R	H	2B	3B	HR	RBI	SAC	SF	HBP	BB	IBB	SO	SB	CS	GIDP	OBP	SLG
2018	DSL Rockies	.214	62	220	22	47	14	0	0	21	2	3	4	21	0	81	2	3	7	.290	.277
Minor League Totals		.214	62	220	22	47	14	0	0	21	2	3	4	21	0	81	2	3	7	.290	.277

Ramos, Roberto

Infielder

HT: 6-5

WT: 220

B/T: L/R

Hometown: Agoura Hills, Calif.

Born: Dec. 28, 1994 in Hermosillo, Mexico

School: College of the Canyons (Calif.)

Obtained: Selected in the 16th round of the 2014 First-Year Player Draft.

2018: Named a California League Mid-Season All-Star and a *Baseball America* High Class A All-Star ... split the season between High-A Lancaster and Double-A Hartford, batting a combined .269 with 24 doubles and 32 home runs ... 32 home runs were tied for the fourth-most in the Minor Leagues ... named the Cal League Player of the Month of May after hitting .345 with eight doubles, nine home runs and 23 RBI ... 2017: Played in 122 games for High-A Lancaster ... 13 home runs second-most on Lancaster ... ended the regular season on a 12-game hitting streak ... 2016: Began the season with High-A Modesto before being placed on the disabled list May 4 ... was reinstated Aug. 20 and finished the season with Rookie Level Grand Junction ... recorded at least one hit in each of his 13 games with Grand Junction, including five home runs ... 2015: Began the season with Rookie Level Grand Junction where he posted a .992 OPS before being promoted to Low-A Asheville ... posted an even better 1.022 OPS and finished third on the club with 10 home runs despite playing in a third of Asheville's total games ... hit .424 (25-for-59) in August with five home runs and 20 RBI ... 2014: Split time between Rookie Level Grand Junction and Short-Season Tri-City in his first professional season ... hit a home run in his third and fourth games as a professional.

Year	Team	AVG	G	AB	R	H	2B	3B	HR	RBI	SAC	SF	HBP	BB	IBB	SO	SB	CS	GIDP	OBP	SLG
2014	Tri-City	.220	15	50	5	11	2	0	2	7	0	0	0	4	0	16	0	0	1	.278	.380
	Grand Junction	.208	24	72	6	15	3	0	1	10	0	1	3	6	0	23	1	1	2	.293	.292
2015	Grand Junction	.289	9	38	11	11	3	0	3	10	0	0	2	4	0	12	0	0	3	.386	.605
	Asheville	.341	46	164	33	56	14	0	10	40	1	3	4	18	0	39	4	0	3	.413	.610
2016	Modesto	.231	19	78	7	18	7	0	2	9	0	1	0	10	1	26	0	0	2	.315	.397
	Grand Junction	.404	13	57	12	23	5	1	5	23	0	0	0	2	0	13	3	1	4	.424	.789
2017	Lancaster	.297	122	478	72	142	29	1	13	68	0	4	1	41	1	124	3	2	9	.351	.444
2018	Lancaster	.304	60	214	44	65	15	3	17	43	2	0	7	32	4	65	3	1	5	.411	.640
	Hartford	.231	61	199	26	46	9	0	15	34	0	2	1	26	0	75	2	1	3	.320	.503
Minor League Totals		.287	369	1350	216	387	87	5	68	244	3	11	18	143	6	393	16	6	31	.360	.510

Restituyo, Bladimir

HT: 5-10

WT: 151

B/T: R/R

Infielder

Hometown: La Vega, D.R.

Born: July 2, 2001 in La Vega, D.R.

School: N/A

Obtained: Signed as a non-drafted international free agent on July 2, 2017.

2018: Named a Dominican Summer League Mid-Season All-Star ... homered in three-straight games Aug. 9-11.

Year	Team	AVG	G	AB	R	H	2B	3B	HR	RBI	SAC	SF	HBP	BB	IBB	SO	SB	CS	GDP	OBP	SLG
2018	DSL Rockies	.291	46	182	27	53	9	5	0	21	2	1	6	7	0	38	12	8	1	.337	.396
	DSL Colorado	.327	14	55	16	18	2	2	4	12	1	2	0	2	0	13	4	1	0	.339	.655
Minor League Totals		.300	60	237	43	71	11	7	4	33	3	3	6	9	0	51	16	9	1	.337	.456

Roberts, Hayden

HT: 6-0

WT: 185

B/T: R/R

Right-Handed Pitcher

Hometown: Irvington, Ala.

Born: Aug. 22, 1995 in Irvington, Ala.

School: Southern Mississippi

Obtained: Selected in the 34th round of the 2017 First-Year Player Draft.

2018: Went a combined 4-0 with four saves and a 1.36 ERA (33.0 IP, 5 ER) across 28 appearances between Short-Season Boise and Low-A Asheville ... did allow a run over his last 13 appearances (11.1 IP) with Asheville ... **2017:** Made 21 relief appearances for Rookie Level Grand Junction in his first professional season ... finished second on the club with 45 strikeouts.

Year	Team	W	L	ERA	G	GS	CG	SHO	GF	SV	IP	H	R	ER	HR	HB	BB	IBB	SO	WP	BK
2017	Grand Junction	3	0	4.93	21	0	0	0	2	0	34.2	46	23	19	1	2	13	0	45	3	0
2018	Boise	0	0	1.29	7	0	0	0	7	4	7.0	3	1	1	1	0	0	0	9	0	0
	Asheville	4	0	1.38	21	0	0	0	7	0	36.0	18	8	4	0	0	8	0	29	2	0
Minor League Totals		7	0	3.19	49	0	0	0	16	4	67.2	67	32	24	2	2	21	0	74	5	0

Rogers, Wes

HT: 6-3

WT: 180

B/T: R/R

Outfielder

Hometown: Greenville, S.C.

Born: March 7, 1994 in Greenville, S.C.

School: Spartanburg Methodist College

Obtained: Selected in the fourth round of the 2014 First-Year Player Draft.

2018: Split the season between High-A Lancaster and Double-A Hartford, batting a combined .244 with 12 doubles, one triple, eight home runs and 24 stolen bases ... **2017:** Named a California League Mid-Season and Post-Season All-Star ... led the Minor Leagues with 70 stolen bases, a Lancaster franchise record, 18 more than the next closest Minor Leaguer ... tied for the California League-lead with 37 doubles and ranked second with a .865 OPS ... **2016:** Led the California League in stolen bases as High-A Modesto's starting center fielder ... led the Nuts in runs, hits and walks while finishing second in doubles, triples and total bases (175) ... **2015:** Stole 46 bases for Low-A Asheville, tied for the fourth-most in the South Atlantic League ... **2014:** Saw time at all three outfield positions in his first professional season, playing predominately center field (20 games, 19 starts) ... stole 15 bases with only one caught stealing ... **PERSONAL:** Originally drafted by the Boston Red Sox in the 28th round of the 2012 First-Year Player Draft out of J.L. Mann High School in Greenville, S.C.

Year	Team	AVG	G	AB	R	H	2B	3B	HR	RBI	SAC	SF	HBP	BB	IBB	SO	SB	CS	GDP	OBP	SLG
2014	Grand Junction	.283	30	113	25	32	3	2	3	16	4	0	1	13	0	25	15	1	1	.362	.425
2015	Grand Junction	.414	10	29	7	12	2	0	0	0	0	0	0	8	0	4	7	0	1	.541	.483
	Asheville	.273	77	278	43	76	14	5	3	27	5	1	8	29	2	61	46	4	3	.358	.392
2016	Modesto	.255	125	487	77	124	22	7	5	48	9	3	7	57	0	99	43	9	3	.339	.359
2017	Lancaster	.319	123	461	94	147	37	7	9	82	4	8	3	45	0	85	70	12	7	.377	.488
2018	Lancaster	.286	52	185	30	53	8	0	6	34	0	3	1	17	0	48	10	3	2	.345	.427
	Hartford	.200	54	175	17	35	4	1	2	15	4	1	2	15	0	44	14	4	4	.260	.269
Minor League Totals		.277	471	1728	392	479	90	22	28	222	26	16	22	184	2	366	205	33	21	.351	.403

Rolison, Ryan

HT: 6-2

WT: 195

B/T: R/L

Left-Handed Pitcher

Hometown: Jackson, Tenn.

Born: July 11, 1997 in Jackson, Tenn.

School: Mississippi

Obtained: Selected in the 1st round (22nd overall) of the 2018 First-Year Player Draft.

2018: Named a MiLB.com Organization All-Star in his first professional season ... allowed multiple runs just once, never allowing more than two runs.

Year	Team	W	L	ERA	G	GS	CG	SHO	GF	SV	IP	H	R	ER	HR	HB	BB	IBB	SO	WP	BK
2018	Grand Junction	0	1	1.86	9	9	0	0	0	0	29.0	15	8	6	2	0	8	0	34	0	0
Minor League Totals		0	1	1.86	9	9	0	0	0	0	29.0	15	8	6	2	0	8	0	34	0	0

Rosa, Raymells

HT: 6-2

WT: 180

B/T: R/R

Right-Handed Pitcher

Hometown: San Pedro De Macoris, D.R.

Born: Dec. 6, 1998 in San Pedro De Macoris, D.R.

School: N/A

Obtained: Signed as a non-drafted international free agent, Sept. 9, 2016.

2018: Led the Dominican Summer League with 36 relief appearances and 19 saves ... **2017:** Made two starts to begin his professional career before finishing out the season in the bullpen ... **2016:** Signed for 2017 season.

Year	Team	W	L	ERA	G	GS	CG	SHO	GF	SV	IP	H	R	ER	HR	HB	BB	IBB	SO	WP	BK
2017	DSL Rockies	3	3	4.50	18	2	0	0	5	0	32.0	35	19	16	1	5	22	1	16	18	0
2018	DSL Colorado	2	2	2.54	36	0	0	0	33	19	39.0	33	16	11	0	8	7	0	42	3	0
Minor League Totals		5	5	3.42	54	2	0	0	38	19	71.0	68	35	27	1	13	29	1	58	21	0

Saldana, Enrique

HT: 5-11

WT: 155

B/T: R/R

Hometown: Panama City, Panama

Born: June 26, 1999 in Panama City, Panama

School: N/A

Obtained: Signed as a non-drafted international free agent, July 2, 2015.

2018: Appeared in eight games with DSL Colorado ... 2017: Led the DSL Rockies with four home runs in his second season with the club ... 2016: Started a majority of his games at shortstop for the DSL Rockies while also splitting time between second base and third base ... batted .301 (34-for-113) in the second half after hitting .200 (13-for-65) in the first half ... 2015: Signed for the 2016 season.

Year	Team	AVG	G	AB	R	H	2B	3B	HR	RBI	SAC	SF	HBP	BB	IBB	SO	SB	CS	GDP	OBP	SLG
2016	DSL Rockies	.264	53	178	28	47	13	4	3	26	2	4	3	15	1	46	4	5	1	.325	.433
2017	DSL Rockies	.267	32	116	12	31	2	0	4	18	2	2	1	9	0	26	4	5	2	.320	.388
2018	DSL Colorado	.063	19	32	3	2	0	0	1	1	1	0	0	1	0	13	1	0	2	.091	.156
Minor League Totals		.245	104	326	43	80	15	4	8	45	5	6	4	25	1	85	9	10	5	.302	.390

Sanchez, Stalin

HT: 6-1

WT: 161

B/T: R/R

Hometown: San Juan De La Maguana, D.R.

Born: July 10, 2000 in San Juan De La Maguana, D.R.

School: N/A

Obtained: Signed as a non-drafted international free agent, July 10, 2018.

2018: Made four starts and one relief appearance with the DSL Rockies in his first professional season.

Year	Team	W	L	ERA	G	GS	CG	SHO	GF	SV	IP	H	R	ER	HR	HB	BB	IBB	SO	WP	BK
2018	DSL Rockies	0	3	9.82	5	4	0	0	0	0	14.2	22	17	16	4	1	9	0	12	1	0
Minor League Totals		0	3	9.82	5	4	0	0	0	0	14.2	22	17	16	4	1	9	0	12	1	0

Right-Handed Pitcher

Santos, Antonio

HT: 6-3

WT: 180

B/T: R/R

Hometown: Villa Gonzalez, D.R.

Born: Oct. 6, 1996 in Villa Gonzalez, D.R.

School: N/A

Obtained: Signed as a non-drafted international free agent, July 2, 2015.

2018: Made 27 combined starts between Low-A Asheville and High-A Lancaster ... pitched a career-high 152 innings with a career-high 142 strikeouts ... 2017: Started 27 games for Low-A Asheville, tied for the most in the South Atlantic League ... recorded a career-high 11 strikeouts with no walks on April 28, one of two double-digit strikeout games ... 2016: Made two starts with the DSL Rockies before being promoted to Short-Season Boise where he led the club in wins and strikeouts ... six wins tied for the second-most in the Northwest League ... in six second-half starts, went 5-0 with a 2.61 ERA (38.0 IP, 11 ER) ... 2015: Began his professional career by throwing 17 scoreless innings before giving up a run in the third inning of his fifth appearance.

Year	Team	W	L	ERA	G	GS	CG	SHO	GF	SV	IP	H	R	ER	HR	HB	BB	IBB	SO	WP	BK
2015	DSL Rockies	1	2	0.75	6	5	0	0	0	0	24.0	23	7	2	0	0	5	0	17	1	1
2016	DSL Rockies	0	0	1.80	2	2	0	0	0	0	10.0	9	2	2	0	0	0	0	7	1	0
	Boise	6	4	4.16	13	13	0	0	0	0	71.1	85	42	33	5	6	14	0	53	3	3
2017	Asheville	9	10	5.39	27	27	1	0	0	0	147.0	200	101	88	17	10	26	0	106	7	5
2018	Asheville	1	10	4.48	15	15	0	0	0	0	86.1	100	56	43	8	3	12	0	86	7	0
	Lancaster	4	3	5.21	12	12	0	0	0	0	65.2	74	44	38	15	0	21	0	56	0	2
Minor League Totals		21	29	4.59	75	74	1	0	0	0	404.1	491	252	206	45	19	78	0	325	19	11

Right-Handed Pitcher

Schilling, Garrett

HT: 6-2

WT: 185

B/T: R/R

Hometown: Madison Heights, Mich.

Born: Oct. 25, 1995 in Clawson, Mich.

School: Xavier

Obtained: Selected in the 18th round of the 2017 First-Year Player Draft.

2018: Ranked second in the South Atlantic League with 144.1 innings pitched and fifth with 135 strikeouts ... 2017: Started 10 games for Short-Season Boise in his first professional season, tied for the second-most starts on the club ... pitched four shutout innings in each of the first two starts of his career.

Year	Team	W	L	ERA	G	GS	CG	SHO	GF	SV	IP	H	R	ER	HR	HB	BB	IBB	SO	WP	BK
2017	Boise	0	3	5.54	10	10	0	0	0	0	39.0	55	30	24	3	0	9	0	23	4	1
2018	Asheville	8	5	3.87	26	25	0	0	0	0	144.1	156	74	62	16	9	45	0	135	5	0
Minor League Totals		8	8	4.22	36	35	0	0	0	0	183.1	211	104	86	19	9	54	0	158	9	1

Right-Handed Pitcher

Schmidt, Colten

HT: 6-0

WT: 175

B/T: L/L

Hometown: La Porte, Texas

Born: Nov. 25, 1995 in La Porte, Texas

School: Louisiana-Lafayette

Obtained: Selected in the 23rd round of the 2018 First-Year Player Draft.

2018: Made nine relief appearances with Short-Season Boise ... tossed a scoreless inning with two strikeouts in his first career appearance, June 17 at Spokane.

Year	Team	W	L	ERA	G	GS	CG	SHO	GF	SV	IP	H	R	ER	HR	HB	BB	IBB	SO	WP	BK
2018	Boise	0	1	10.80	9	0	0	0	0	0	10.0	17	12	12	2	0	5	1	10	1	0
Minor League Totals		0	1	10.80	9	0	0	0	0	0	10.0	17	12	12	2	0	5	1	10	1	0

Left-Handed Pitcher

Shelby, JaVon

HT: 6-1

WT: 190

B/T: R/R

Outfielder

Hometown: Lexington, Ky.

Born: May 6, 1995 in Lexington, Ky.

School: Kentucky

Obtained: Signed as a Minor League free agent, Dec. 5, 2018.

2018: Appeared in 27 games with Low-A Beloit in the Oakland organization ... recorded the first two triples of his career ... 2017: Set career-highs in every offensive category ... recorded his first career multi-home run game June 28 at Peoria ... 2016: Spent the season with Short-Season Vermont ... appeared in 50 games at third base, his last season as an infielder.

Year	Team	AVG	G	AB	R	H	2B	3B	HR	RBI	SAC	SF	HBP	BB	IBB	SO	SB	CS	GIDP	OBP	SLG	
2016	AZL Athletics	.667	1	3	0	2	0	0	0	1	0	0	0	0	0	0	0	0	0	0	.667	.667
	Vermont	.186	56	194	16	36	9	0	5	18	0	0	0	25	0	51	5	4	4	.279	.309	
2017	Beloit	.198	114	374	40	74	14	0	8	39	1	2	4	41	1	164	7	8	8	.283	.299	
2018	Beloit	.118	27	93	12	11	1	2	3	10	0	0	1	6	0	48	5	0	1	.180	.269	
Minor League Totals		.185	198	664	68	123	24	2	16	68	1	2	5	72	1	263	17	12	13	.269	.300	

Skolnicki, Jared

HT: 6-2

WT: 195

B/T: S/L

Left-Handed Pitcher

Hometown: Pittsburgh, Pa.

Born: July 22, 1994 in Pittsburgh, Pa.

School: Kent State

Obtained: Signed as an undrafted free agent, June 15, 2018.

2018: Made 21 relief appearances with Rookie Level Grand Junction ... four wins tied for the most on the club among relievers ... tossed two or more innings in eight appearances.

Year	Team	W	L	ERA	G	GS	CG	SHO	GF	SV	IP	H	R	ER	HR	HB	BB	IBB	SO	WP	BK
2018	Grand Junction	4	1	2.78	21	0	0	0	7	1	32.1	29	14	10	2	1	3	0	26	2	1
Minor League Totals		4	1	2.78	21	0	0	0	7	1	32.1	29	14	10	2	1	3	0	26	2	1

Snyder, Taylor

HT: 6-2

WT: 165

B/T: R/R

Infielder

Hometown: Elk Ridge, Utah

Born: Sept. 28, 1994 in Elk Ridge, Utah

School: Colorado State-Pueblo

Obtained: Selected in the 13th round of the 2016 First-Year Player Draft.

2018: Recorded a career-high 22 doubles, three triples, 39 RBI and 24 walks ... batted .292 (42-for-144) in the first-half, .236 (33-for-140) in the second half ... 2017: Started at all four infield positions, primarily playing shortstop ... batted .194 (30-for-155) with two home runs in the first half, .258 (50-for-194) with nine home runs in the second half ... 2016: Hit seven home runs for Rookie Level Grand Junction, tied for the most on the club ... hit .369 (24-for-65) with three home runs and 14 RBI in August ... **PERSONAL:** Led the Rocky Mountain Athletic Conference in RBI and tied for the league lead in home runs for Colorado State-Pueblo in 2016 ... his father, Cory Snyder, played nine seasons for the Cleveland Indians (1986-1990), Chicago White Sox (1991), Toronto Blue Jays (1991), San Francisco Giants (1992) and Los Angeles Dodgers (1993-94).

Year	Team	AVG	G	AB	R	H	2B	3B	HR	RBI	SAC	SF	HBP	BB	IBB	SO	SB	CS	GIDP	OBP	SLG
2016	Grand Junction	.287	47	171	32	49	15	2	7	27	0	1	5	19	0	50	7	3	1	.372	.520
2017	Asheville	.229	98	349	39	80	21	1	11	37	3	2	7	16	1	106	17	9	4	.275	.390
2018	Asheville	.264	84	284	33	75	22	3	8	39	3	6	4	24	0	87	8	6	1	.324	.447
Minor League Totals		.254	229	804	104	204	58	6	26	103	6	9	16	59	1	243	32	18	6	.314	.438

Soto, Elliot

HT: 5-9

WT: 160

B/T: R/R

Infielder

Hometown: Cary, Ill.

Born: Aug. 21, 1989 in Elgin, Ill.

School: Creighton

Obtained: Signed as a Minor League free agent, Nov. 16, 2018.

2018: In his first season in the Rockies organization, hit a career-high .286 with a career-high five triples ... **2017:** Recorded a career-high 15 doubles with Triple-A Iowa in the Cubs organization ... **2016:** Spent the season with Triple-A New Orleans in the Miami organization, playing primarily second base for the first time in his career ... **2015:** Split the season between the Marlins and Cubs organization ... was acquired by Miami along with RHP Ivan Pineyro from Chicago-NL in exchange for Dan Haren and cash considerations ... **2014:** Split the season between Double-A Tennessee and Triple-A Iowa, his first experience at Triple-A ... **2013:** Recorded his first career home runs in consecutive games, June 24-25 vs. Jacksonville ... **2012:** Batted .221 in 91 combined games between Tennessee and High-A Daytona ... **2011:** Hit .309 with Daytona after being promoted in August ... **2010:** Hit .272 across three levels in his first professional season ... **PERSONAL:** Signed with Chicago-NL as an undrafted free agent, June 26, 2010.

Year	Team	AVG	G	AB	R	H	2B	3B	HR	RBI	SAC	SF	HBP	BB	IBB	SO	SB	CS	GIDP	OBP	SLG
2010	AZL Cubs	.375	4	16	3	6	0	0	0	1	1	0	0	0	0	2	2	0	0	.375	.375
	Boise	.271	48	181	24	49	10	1	0	21	2	1	3	9	0	31	5	0	2	.314	.337
	Peoria	.111	3	9	1	1	0	0	0	0	0	0	1	1	0	1	0	0	0	.273	.111
2011	Peoria	.261	87	318	35	83	11	1	0	24	11	2	6	17	0	58	4	7	7	.309	.302
	Daytona	.309	25	81	14	25	2	0	0	5	4	1	1	4	0	12	1	0	1	.345	.333
2012	Daytona	.231	9	26	3	6	2	0	0	1	0	0	0	2	0	2	0	1	0	.286	.308
	Tennessee	.220	82	209	16	46	5	4	0	15	5	2	1	27	0	45	2	3	5	.310	.282
2013	Daytona	.244	39	135	14	33	8	0	0	18	2	5	3	17	0	24	2	1	3	.331	.304
	Tennessee	.190	45	121	12	23	2	0	2	6	2	0	0	2	1	13	1	2	4	.269	.256
2014	Tennessee	.246	40	134	14	33	8	0	0	12	2	0	0	21	0	21	3	0	0	.348	.306
	Iowa	.241	29	108	13	26	4	0	1	11	0	3	0	8	0	21	1	0	1	.286	.306
2015	Tennessee	.275	88	306	47	84	10	1	0	18	9	0	2	55	0	58	5	4	7	.388	.314
	Jacksonville	.204	32	108	12	22	1	1	0	8	1	1	1	14	0	24	2	1	1	.298	.231
2016	New Orleans	.241	62	158	22	38	4	1	1	12	3	0	1	28	2	36	3	0	7	.358	.297
2017	Iowa	.238	81	244	28	58	15	2	2	29	7	5	1	26	4	49	5	2	5	.308	.340
2018	Albuquerque	.286	81	238	33	68	10	5	1	28	3	3	0	24	0	41	2	1	16	.347	.382
Minor League Totals		.251	755	2392	291	601	92	16	7	209	52	23	20	266	7	451	38	22	59	.328	.312

Stinnett, Jesse

HT: 6-4

WT: 225

B/T: R/R

Right-Handed Pitcher

Hometown: Madison Heights, Va.

Born: July 12, 1995 in Madison Heights, Va.

School: Maryland-Eastern Shore

Obtained: Signed as an undrafted free agent, Aug. 15, 2018.

2018: Made five relief appearances and one start with Rookie Level Grand Junction ... made his lone start in his last appearance of the season and tossed six innings while allowing two runs.

Year	Team	W	L	ERA	G	GS	CG	SHO	GF	SV	IP	H	R	ER	HR	HB	BB	IBB	SO	WP	BK
2018	Grand Junction	1	1	4.15	6	1	1	0	1	0	13.0	15	8	6	2	2	4	0	14	1	1
Minor League Totals		1	1	4.15	6	1	1	0	1	0	13.0	15	8	6	2	2	4	0	14	1	1

Stovall, Hunter

HT: 5-8

WT: 170

B/T: R/R

Infielder

Hometown: Pelham, Ala.

Born: Sept. 5, 1996 in Birmingham, Ala.

School: Mississippi State

Obtained: Selected in the 21st round of the 2018 First-Year Player Draft.

2018: Appeared in 49 games, primarily at second base, for Rookie Level Grand Junction ... ranked third in the Pioneer League in slugging percentage, tied for third in triples and tied for eighth in home runs ... hit a home run in each of his first two professional at-bats, July 7 vs. Ogden.

Year	Team	AVG	G	AB	R	H	2B	3B	HR	RBI	SAC	SF	HBP	BB	IBB	SO	SB	CS	GIDP	OBP	SLG
2018	Grand Junction	.296	49	199	38	59	16	6	10	41	1	6	2	8	0	22	3	7	5	.321	.588
Minor League Totals		.296	49	199	38	59	16	6	10	41	1	6	2	8	0	22	3	7	5	.321	.588

Supple, Rayne

Right-Handed Pitcher

HT: 6-3 **WT:** 185 **B/T:** S/R **Hometown:** Shelburne, Vt.
Born: Aug. 18, 1997 in Shelburne, Vt. **School:** Wake Forest
Obtained: Selected in the 13th round of the 2018 First-Year Player Draft.
2018: Made 21 relief appearances for Rookie Level Grand Junction ... tossed two scoreless innings in four appearances.

Year	Team	W	L	ERA	G	GS	CG	SHO	GF	SV	IP	H	R	ER	HR	HB	BB	IBB	SO	WP	BK
2018	Grand Junction	0	1	4.97	21	0	0	0	4	0	29.0	27	18	16	1	2	22	0	21	5	0
Minor League Totals		0	1	4.97	21	0	0	0	4	0	29.0	27	18	16	1	2	22	0	21	5	0

Todd, Reagan

Left-Handed Pitcher

HT: 6-3 **WT:** 218 **B/T:** L/L **Hometown:** Centennial, Colo.
Born: Aug. 30, 1995 in Centennial, Colo. **School:** Colorado Mesa
Obtained: Selected in the 32nd round of the 2018 First-Year Player Draft.
2018: Made three starts and nine relief appearances with Grand Junction before being promoted to Boise ... posted a 4.26 ERA (6.1 IP, 3 ER) as a starter ... **PERSONAL:** Colorado native who graduated from Regis Jesuit High School and attended Colorado Mesa University in Grand Junction.

Year	Team	W	L	ERA	G	GS	CG	SHO	GF	SV	IP	H	R	ER	HR	HB	BB	IBB	SO	WP	BK
2018	Grand Junction	1	1	7.20	12	3	0	0	0	0	20.0	32	19	16	5	1	9	0	18	2	1
	Boise	0	1	7.20	5	0	0	0	1	0	5.0	7	4	4	0	0	2	0	6	0	0
Minor League Totals		1	2	7.20	17	3	0	0	1	0	25.0	39	23	20	5	1	11	0	24	2	1

Toribio, Juan

Right-Handed Pitcher

HT: 6-3 **WT:** 201 **B/T:** R/R **Hometown:** Cabrera, D.R.
Born: April 5, 1999 in Cabrera, D.R. **School:** N/A
Obtained: Signed as a non-drafted international free agent, Nov. 24, 2017.
2018: Tied for eighth in the Dominican Summer League and tied for 11th in strikeouts ... tossed five shutout innings with 10 strikeouts, June 23 vs. DSL Seattle.

Year	Team	W	L	ERA	G	GS	CG	SHO	GF	SV	IP	H	R	ER	HR	HB	BB	IBB	SO	WP	BK
2018	DSL Colorado	6	1	3.14	13	13	0	0	0	0	57.1	44	22	20	2	4	20	0	69	18	0
Minor League Totals		6	1	3.14	13	13	0	0	0	0	57.1	44	22	20	2	4	20	0	69	18	0

Tovar, Ezequiel

Infielder

HT: 6-0 **WT:** 162 **B/T:** S/R **Hometown:** Maracay, Ven.
Born: April 1, 2001 in Maracay, Ven. **School:** N/A
Obtained: Signed as a non-drafted international free agent, Aug. 1, 2017.
2018: Started 20 games at shortstop and nine games at second base for DSL Colorado ... recorded a 10-game hitting streak from July 16-July 25.

Year	Team	AVG	G	AB	R	H	2B	3B	HR	RBI	SAC	SF	HBP	BB	IBB	SO	SB	CS	GIDP	OBP	SLG
2018	DSL Colorado	.262	35	130	29	34	4	4	0	11	1	3	2	22	0	33	16	9	1	.369	.354
Minor League Totals		.262	35	130	29	34	4	4	0	11	1	3	2	22	0	33	16	9	1	.369	.354

Tovar, Manual

Left-Handed Pitcher

HT: 6-6 **WT:** 166 **B/T:** L/L **Hometown:** Miranda, Ven.
Born: April 29, 2000 in Miranda, Ven. **School:** N/A
Obtained: Signed as a non-drafted international free agent, June 26, 2018.
2018: Tied for eighth in the Dominican Summer League and tied for 11th in strikeouts ... tossed five shutout innings with 10 strikeouts, June 23 vs. DSL Seattle.

Year	Team	W	L	ERA	G	GS	CG	SHO	GF	SV	IP	H	R	ER	HR	HB	BB	IBB	SO	WP	BK
2018	DSL Colorado	6	1	3.14	13	13	0	0	0	0	57.1	44	22	20	2	4	20	0	69	18	0
Minor League Totals		6	1	3.14	13	13	0	0	0	0	57.1	44	22	20	2	4	20	0	69	18	0

Trejo, Alan

Infielder

HT: 6-2 **WT:** 185 **B/T:** R/R **Hometown:** Downey, Calif.
Born: May 30, 1996 in Los Angeles, Calif. **School:** San Diego State
Obtained: Selected in the 16th round of the 2017 First-Year Player Draft.
2018: Named a Mid-Season All-Star in the California League ... hit four of his 10 home runs in April ... started 80 games at shortstop and 26 games at third base ... **2017:** Named a Pioneer League Post-Season All-Star after batting .347 (60-for-173) for Rookie Level Grand Junction ... started 20 games at shortstop, 17 games at third base and eight games at second base.

Year	Team	AVG	G	AB	R	H	2B	3B	HR	RBI	SAC	SF	HBP	BB	IBB	SO	SB	CS	GIDP	OBP	SLG
2017	Grand Junction	.347	46	173	30	60	13	2	7	32	2	2	4	9	0	28	7	4	1	.388	.566
2018	Lancaster	.278	114	449	65	125	28	4	10	67	5	6	6	31	0	113	3	6	5	.329	.425
Minor League Totals		.297	160	622	95	185	41	6	17	99	7	8	10	40	0	141	10	10	6	.346	.465

Tribucher, Will

HT: 6-3 WT: 210 B/T: L/L

Left-Handed Pitcher

Hometown: San Clemente, Calif.

Born: Sept. 23, 1996 in San Clemente, Calif.

School: Michigan

Obtained: Selected in the 14th round of the 2018 First-Year Player Draft.

2018: His 2.32 ERA was the lowest on Rookie Level Grand Junction among relievers with 20 relief appearances ... tossed two or more innings in seven of his 20 appearances.

Year	Team	W	L	ERA	G	GS	CG	SHO	GF	SV	IP	H	R	ER	HR	HB	BB	IBB	SO	WP	BK
2018	Grand Junction	4	2	2.32	20	0	0	0	5	0	31.0	18	12	8	2	0	10	0	40	2	0
Minor League Totals		4	2	2.32	20	0	0	0	5	0	31.0	18	12	8	2	0	10	0	40	2	0

Tyler, Robert

HT: 6-4 WT: 225 B/T: R/R

Right-Handed Pitcher

Hometown: Cordele, Ga.

Born: June 18, 1995 in Cordele, Ga.

School: Georgia

Obtained: Selected in Competitive Balance Round A (38th overall) of the 2016 First-Year Player Draft.

2018: After missing the entire 2017 season, returned to make a combined 46 relief appearances between Low-A Asheville and High-A Lancaster ... recorded eight saves with Asheville, the first save of his career ... 2017: Did not pitch ... 2016: Made five starts for Short-Season Boise in his first professional season ... pitched less than two innings in four of his five starts ... PERSONAL: Was ranked the 25th overall prospect by MLB.com prior to the 2016 First-Year Player Draft ... was originally drafted by the Baltimore Orioles in the 28th round of the 2013 MLB First-Year Player Draft out of Crisp County High School in Cordele, Ga.

Year	Team	W	L	ERA	G	GS	CG	SHO	GF	SV	IP	H	R	ER	HR	HB	BB	IBB	SO	WP	BK
2016	Boise	0	2	6.43	5	5	0	0	0	0	7.0	2	11	5	0	1	16	0	5	9	0
2017	Did not pitch	-	-	-	-	-	-	-	-	-	-	-	-	-	-	-	-	-	-	-	-
2018	Asheville	4	2	3.99	34	0	0	0	22	8	38.1	37	24	17	5	0	7	0	52	6	0
	Lancaster	0	1	9.64	12	0	0	0	1	0	9.1	17	11	10	2	0	5	0	5	0	0
Minor League Totals		4	5	5.27	51	5	0	0	23	8	54.2	56	46	32	7	1	28	0	62	15	0

Valdespina, Justin

HT: 6-0 WT: 200 B/T: R/R

Right-Handed Pitcher

Hometown: Garfield, N.J.

Born: March 20, 1995 in Garfield, N.J.

School: Southern New Hampshire

Obtained: Selected in the 15th round of the 2016 First-Year Player Draft.

2018: Went 6-5 with a 5.00 ERA (86.1 IP, 48 ER) in 28 appearances, 12 starts, between Short-Season Boise and Low-A Asheville ... 2017: Started 15 games for Rookie Level Grand Junction, the most on the club and tied for the most starts in the Pioneer League ... 2016: Made three scoreless relief appearances for Rookie Level Grand Junction in his first professional season.

Year	Team	W	L	ERA	G	GS	CG	SHO	GF	SV	IP	H	R	ER	HR	HB	BB	IBB	SO	WP	BK
2016	Grand Junction	0	0	0.00	3	0	0	0	0	0	3.0	3	0	0	0	0	0	0	2	0	0
2017	Grand Junction	3	6	5.97	15	15	0	0	0	0	75.1	110	59	50	12	6	25	0	40	7	0
2018	Boise	4	2	3.00	10	9	0	0	0	0	45.0	47	21	15	4	2	15	0	25	5	1
	Asheville	2	3	7.19	18	3	0	0	3	0	41.1	53	35	33	4	6	25	0	33	8	1
Minor League Totals		9	11	5.36	46	27	0	0	3	0	164.2	213	115	98	20	14	65	0	100	20	2

Valerio, Hanser

HT: 6-0 WT: 148 B/T: R/R

Infielder

Hometown: Salcedo, D.R.

Born: Oct. 30, 1999 in Salcedo, D.R.

School: N/A

Obtained: Signed as a non-drafted international free agent, Dec. 1, 2017.

2018: Saw time at all four infield positions with DSL Colorado ... hit his first professional home run in his second career game, June 4 vs. the DSL Pirates.

Year	Team	AVG	G	AB	R	H	2B	3B	HR	RBI	SAC	SF	HBP	BB	IBB	SO	SB	CS	GIDP	OBP	SLG
2018	DSL Colorado	.254	48	177	26	45	8	2	1	21	0	0	3	3	0	32	11	3	2	.279	.339
Minor League Totals		.254	48	177	26	45	8	2	1	21	0	0	3	3	0	32	11	3	2	.279	.339

Vasquez, Johendry

HT: 6-1 WT: 166 B/T: R/R

Infielder

Hometown: San Pedro de Macoris, D.R.

Born: Nov. 30, 2000 in San Pedro de Macoris, D.R.

School: N/A

Obtained: Signed as a non-drafted international free agent, May 31, 2018.

2018: Started 28 games at third base and eight games at shortstop between DSL Colorado and the DSL Rockies ... hit his first career home run Aug. 24 vs. the DSL Yankees.

Year	Team	AVG	G	AB	R	H	2B	3B	HR	RBI	SAC	SF	HBP	BB	IBB	SO	SB	CS	GIDP	OBP	SLG
2018	DSL Colorado	.176	18	51	4	9	1	2	0	5	1	1	2	9	0	15	2	0	0	.317	.275
	DSL Rockies	.235	23	81	10	19	2	0	1	9	0	1	6	0	14	2	4	0	.295	.296	
Minor League Totals		.212	41	132	14	28	3	2	1	14	1	1	3	15	0	29	4	4	0	.305	.288

Vavra, Terrin

HT: 6-1 WT: 185 B/T: L/R

Infielder

Hometown: Menomonie, Wis.

Born: May 12, 1997 in Menomonie, Wis.

School: Minnesota

Obtained: Selected in the third round of the 2018 First-Year Player Draft.

2018: Named a Northwest League Mid-Season All-Star ... hit .362 (21-for-58) over his first 15 career games prior to the All-Star Break ... hit safely in 11 of his first 12 career starts ... **PERSONAL:** Son of Joe Vavra, the quality control coach for the Detroit Tigers ... his brothers Tanner and Trey also played professionally.

Year	Team	AVG	G	AB	R	H	2B	3B	HR	RBI	SAC	SF	HBP	BB	IBB	SO	SB	CS	GIDP	OBP	SLG
2018	Boise	.302	44	169	22	51	8	4	4	26	2	1	1	26	1	40	9	1	4	.396	.467
Minor League Totals		.302	44	169	22	51	8	4	4	26	2	1	1	26	1	40	9	1	4	.396	.467

Velasquez, Dariel

HT: 6-3 WT: 184 B/T: R/R

Right-Handed Pitcher

Hometown: Santo Domingo, D.R.

Born: Sept. 11, 2000 in Santo Domingo, D.R.

School: N/A

Obtained: Signed as a non-drafted international free agent, July 2, 2017.

2018: Was placed on the 60-day DL on July 16 shortly after signing with the Rockies.

Year	Team	W	L	ERA	G	GS	CG	SHO	GF	SV	IP	H	R	ER	HR	HB	BB	IBB	SO	WP	BK
2018	Did not pitch	-	-	-	-	-	-	-	-	-	-	-	-	-	-	-	-	-	-	-	-
Minor League Totals		-	-	-	-	-	-	-	-	-	-	-	-	-	-	-	-	-	-	-	-

Vilade, Ryan

HT: 6-2 WT: 195 B/T: R/R

Infielder

Hometown: Stillwater, Okla.

Born: Feb. 18, 1999 in Frisco, Texas

School: Stillwater HS

Obtained: Selected in the second round (48th overall) of the 2017 First-Year Player Draft.

2018: Started 116 games at shortstop for Low-A Asheville ... batted .310 (77-for-278) in the first half after batting .230 (48-for-209) prior to the All-Star Break ... 2017: Named a Pioneer League Mid-Season All-Star in his first professional season ... at the midway point, led the league with a .455 on-base percentage and ranked fourth with a 1.000 OPS ... went 2-for-4 with a home run in his first game, June 26 at Idaho Falls ... started 30 games at shortstop ... played his last game on Aug. 12 ... **PERSONAL:** Selected with the Rockies first pick in the 2017 First-Year Player Draft ... was named the Gatorade Player of the Year in Oklahoma his senior season at Stillwater High School after batting .410 with seven home runs and 34 RBI ... father, James, is an assistant baseball coach at Oklahoma State University where Ryan was committed to play had he not signed.

Year	Team	AVG	G	AB	R	H	2B	3B	HR	RBI	SAC	SF	HBP	BB	IBB	SO	SB	CS	GIDP	OBP	SLG
2017	Grand Junction	.308	33	117	23	36	3	2	5	21	0	1	1	27	0	31	5	5	4	.438	.496
2018	Asheville	.274	124	457	77	125	20	4	5	44	13	4	9	49	0	96	17	13	8	.353	.368
Minor League Totals		.280	157	574	100	161	23	6	10	65	13	5	10	76	1	127	22	18	12	.371	.394

Watson, Derrick

HT: 6-2 WT: 175 B/T: R/R

Right-Handed Pitcher

Hometown: St. Louis, Mo.

Born: Aug. 21, 1994 in St. Louis, Mo.

School: Murray State

Obtained: Selected in the 25th round of the 2017 First-Year Player Draft.

2018: Made 28 relief appearances with Low-A Asheville ... missed the last month of the season while on the disabled list ... 2017: Appeared in 14 games out of the bullpen for Rookie Level Grand Junction in his first season ... earned his first professional win Aug. 23 at Orem after tossing a scoreless eighth inning.

Year	Team	W	L	ERA	G	GS	CG	SHO	GF	SV	IP	H	R	ER	HR	HB	BB	IBB	SO	WP	BK
2017	Grand Junction	1	1	8.15	14	0	0	0	2	0	17.2	20	19	16	0	3	9	0	14	2	0
2018	Asheville	1	1	4.93	28	0	0	0	14	0	34.2	38	19	19	5	2	21	0	36	3	0
Minor League Totals		2	2	6.02	42	0	0	0	16	0	52.1	58	38	35	5	5	30	0	50	5	0

Weeks, Drew

HT: 6-1 WT: 180 B/T: R/R

Outfielder

Hometown: Green Cove Springs, Fla.

Born: June 9, 1993 in Orange Park, Fla.

School: University of North Florida

Obtained: Selected in the seventh round of the 2014 First-Year Player Draft.

2018: Hit .248 with 12 doubles, five triples and 11 home runs in 87 combined games at three stops ... hit two home runs April 11 vs. Las Vegas ... 2017: Named an Eastern League Mid-Season All-Star in right field ... led the club with 17 home runs and 69 runs scored, both career highs ... 69 runs scored ranked seventh in the league ... hit seven home runs in July, including two multi-home run games within a five game span ... 2016: Was the starting right fielder for High-A Modesto ... hit a career-high eight home runs ... hit .260 (58-for-223) with 11 doubles and six home runs in the second half ... 2015: Hit a combined .283 (137-for-484) with 29 doubles, five triples, seven home runs, 70 RBI and 29 stolen bases between Low-A Asheville and High-A Modesto ... 2014: Appeared in a team-high 56 games for Short-Season Tri-City ... led the Dust Devils in at-bats (217) and triples (four), tied for the team lead in total bases (90), was second in runs (33) and hits (61) and was third in doubles (15) and RBI (26).

Year	Team	AVG	G	AB	R	H	2B	3B	HR	RBI	SAC	SF	HBP	BB	IBB	SO	SB	CS	GIDP	OBP	SLG
2014	Tri-City	.281	56	217	33	61	15	4	2	26	2	1	2	19	0	47	9	6	3	.343	.415
2015	Asheville	.290	88	335	46	97	24	5	6	55	1	6	5	34	1	48	26	6	5	.358	.445
	Modesto	.268	41	149	16	40	5	0	1	15	3	2	2	11	1	26	3	2	4	.323	.322
2016	Modesto	.233	111	424	52	99	16	4	8	57	6	7	0	35	3	101	11	10	8	.288	.347
2017	Hartford	.245	128	470	69	115	22	2	17	63	2	3	7	41	1	114	13	14	8	.313	.409
2018	Grand Junction	.154	7	26	4	4	1	0	0	2	0	0	1	2	0	6	1	0	2	.241	.192
	Hartford	.239	31	109	13	26	3	1	3	11	0	1	0	8	0	32	2	0	4	.288	.367
	Albuquerque	.267	49	180	27	48	8	4	8	28	1	1	5	18	0	43	3	4	3	.348	.489
Minor League Totals		.257	511	1910	260	490	94	20	45	257	15	21	22	168	6	417	68	42	37	.321	.397

Williams, Hunter

Left-Handed Pitcher

HT: 6-1

WT: 220

B/T: L/L

Hometown: Mosley, Va.

Born: Feb. 7, 1996 in Mosley, Va.

School: Cosby HS (Va.)

Obtained: Selected in the 11th round of the 2017 First-Year Player Draft.

2018: In 26 total relief appearances between Short-Season Boise and Low-A Asheville, went 4-0 with a 1.92 ERA (34.0 IP, 6 ER) ...

2017: Made 20 relief appearances for Rookie Level Grand Junction in his first professional season ... led all Grand Junction regulars with a 2.33 ERA (27.0 IP, 7 ER) ... allowed at least one run in five of his 20 appearances.

Year	Team	W	L	ERA	G	GS	CG	SHO	GF	SV	IP	H	R	ER	HR	HB	BB	IBB	SO	WP	BK
2017	Grand Junction	2	0	2.33	20	0	0	0	5	0	27.0	27	7	7	0	1	11	0	30	0	1
2018	Boise	2	0	1.35	14	0	0	0	4	1	20.0	17	4	3	0	3	3	0	22	1	0
	Asheville	0	0	1.93	12	0	0	0	3	1	14.0	16	9	3	3	1	2	0	12	0	0
Minor League Totals		4	0	1.92	46	0	0	0	12	2	61.0	60	20	13	3	5	16	0	64	1	1

Wynkoop, Jack

Left-Handed Pitcher

HT: 6-5

WT: 205

B/T: L/L

Hometown: Virginia Beach, Va.

Born: Nov. 2, 1993 in Virginia Beach, Va.

School: South Carolina

Obtained: Selected in the sixth round of the 2015 First-Year Player Draft.

2018: Made 16 starts with Double-A Hartford ... made his last start on July 4 before spending the rest of the season on the disabled list ...

2017: Started 24 games for Double-A Hartford, going 5-11 with a 4.44 ERA (150.0 IP, 74 ER) ... tossed the first two complete games of his career, the most on the club ... was 1-5 with a 5.40 ERA (60.0 IP, 36 ER) at home, 4-6 with a 3.80 ERA (90.0 IP, 38 ER) on the road ...

2016: Split the season between Low-A Asheville and High-A Modesto, going a combined 13-5 with a 3.11 ERA (170.2 IP, 59 ER), 12 walks and 144 strikeouts ... was named the South Atlantic League Pitcher of the Week Aug. 14 after going 2-0 with a 0.00 ERA in 12 innings pitched ... overall in August, went 4-0 with a 1.03 ERA (35.0 IP, 4 ER), one walk and 32 strikeouts ...

2015: Made 11 total appearances, nine starts, for Short-Season Boise in his first professional season ... surrendered three or fewer runs in 10 of 11 outings.

Year	Team	W	L	ERA	G	GS	CG	SHO	GF	SV	IP	H	R	ER	HR	HB	BB	IBB	SO	WP	BK
2015	Boise	2	4	4.25	11	9	0	0	1	0	48.2	52	28	23	6	2	8	0	34	1	0
2016	Asheville	6	3	3.47	14	14	0	0	0	0	93.1	107	49	36	12	1	7	0	73	1	0
	Modesto	7	2	2.68	14	14	0	0	0	0	77.1	80	27	23	5	3	5	0	71	2	1
2017	Hartford	5	11	4.44	24	24	2	0	0	0	150.0	170	80	74	17	2	66	0	80	0	1
2018	Hartford	3	7	6.58	16	16	0	0	0	0	80.2	124	63	59	11	2	16	0	37	3	0
Minor League Totals		23	27	4.30	79	77	2	0	1	0	450.0	533	247	215	51	14	58	0	295	7	2



MEDIA INFORMATION

Media Information

Communications & Marketing Department

Email addresses: (First name).(Last name)@Rockies.com



Jill Campbell
Vice President -
Communications
& Marketing
(303) 312-2223



Warren Miller
Senior Director -
Communications
(303) 312-2326



Cory Little
Supervisor -
Communications
(303) 312-2232



Nick Parson
Coordinator -
Communications
(303) 312-2327



Abby Sanders
Coordinator -
Spanish Translator/
Communications
(303) 312-2229



Julian Valentin
Director -
Brand Management
& Social Media
(303) 312-2291



Lauren Jacaruso
Coordinator -
Marketing
(303) 312-2254



Nicole Morris
Assistant -
Social Media
(303) 312-2203



Sarah Topf
Editor/Designer -
Communications
& Marketing
(303) 312-2201



Justin Cox
Graphic Designer &
Marketing Assistant
(303) 312-2274



Matt Dirksen
Team
Photographer
(303) 312-2292

2019 MEDIA POLICIES

WORKING MEDIA CREDENTIALS

Season and daily credentials are issued with the intention that they will be utilized by the working media in order to provide coverage of the Colorado Rockies at Coors Field. Requests for daily credentials must come directly from the affiliation's editor, producer or director. It is the responsibility of the requesting affiliation to confirm story assignment and subsequent approval/denial of access to the game in question. The Colorado Rockies credential websites and blogs on a case-by-case basis. Media affiliates wishing to apply for credentials for the 2019 season must do so through Major League Baseball's online credentialing system at credentials.mlb.com. Please contact Abby Sanders (abby.sanders@rockies.com) with any credential issues and/or questions.

PHOTO CREDENTIALS

Season and daily photo credentials are issued only to photographers on assignment for legitimate news-gathering organizations and representatives of companies licensed by Major League Baseball. Requests must follow the procedure outlined above. The Colorado Rockies do not credential freelancers or any photographers without a specific assignment as outlined by an affiliate's editor, producer or director. All flash photography is prohibited at Coors Field. Please be advised that priority in all photo bays will be granted to news organizations on nightly deadlines. All mono and tripods are permitted pregame or postgame on the field, but not during the game. Any use of photographs taken other than for news-gathering purposes or MLB officially licensed products will be considered a violation of existing trademark and copyright restrictions.

As an opportunity to change photo bay locations mid-game, credentialed photographers are permitted to move along the warning track behind home plate between the first and third-base photo bays at the conclusion of the second, fourth and sixth

innings. Photographers are prohibited from stopping and photographing while changing photo bays. Permission to shoot from behind home plate, via the Infinity Club, in the first inning will be granted based on available space and priority. Still photographers wishing to gain access to the clubhouse must receive advance clearance from the Rockies Communications Department. Digital photography, without permission from the Rockies Communications Department, is prohibited in the clubhouse at all times.

INTERNET MEDIA

Only licensees of Major League Baseball Enterprises have exclusive rights to simulate accounts, descriptions or pitch-by-pitch reproductions of Major League Baseball games on the Internet. No transmission by any other media, specifically including the Internet and any other online network, of any information about the game, including (but not limited to) any account, description, picture, video, audio, reproduction or other information concerning any MLB game will be permitted to originate from inside the ballpark (including from a camera feed already positioned within the ballpark). Reproduction of such accounts without a license from Major League Baseball Enterprises is a violation of the policies of MLB and the Colorado Rockies. A breach in such policy will result in revocation of credentials, and may be subject to litigation. The Colorado Rockies credential websites and blogs on a case-by-case basis.

WORKING PRESS BOX

Seating in the lower press box is prioritized by daily print media, visiting media relations departments, visiting beat writers, and area radio and television representatives not on the air during games. The upper press box consists of two television booths and four radio booths for live broadcasts. Keeping with MLB and club policy, no person under 18 is permitted into the press box on game days. Alcoholic beverages are prohibited from the working

(Media Information, continued)

press boxes (upper and lower) prior to and during the game. The press boxes are equipped with wireless Internet capabilities.

CLUBHOUSE ACCESS

Members of the media must have a specific working purpose to gain admittance to the clubhouse. Per Major League Baseball Regular Season Club/Media Regulations, "visitors in the clubhouse, including accredited media members, should conduct themselves in a professional manner. Clubhouses are work places. Clubhouse business should be conducted as expeditiously as possible with a minimum of disruption of regular game routines. Members of the media should not excessively linger in the clubhouse when not interviewing players." Should any media member need access to a specific player or staff member, please contact a member of the Rockies Communications Department. There shall be no seeking of autographs and no touching or removing of equipment or personal items from lockers. Media should not sit on clubhouse furniture, read newspapers or magazines or sample players' food spreads.

SOCIAL MEDIA

In accordance with MLB Regular Season Club/Media Regulations, media are not permitted to use cellular phones, laptops, texting devices or similar portable equipment in the clubhouse dressing area at any time, whether they are being used to make personal calls, send emails, texting, or scrolling the internet and/or social media, including Twitter, Facebook, Instagram, etc. Media are allowed to use cellular devices to record audio and video interviews. Still photography, without permission from the Rockies Communications Department, is prohibited in the clubhouse at all times with the exception of a photograph of the posted game lineups. Additionally, under club rules, the use of social media in the dugout, interview room or in the clubhouse while conducting media interviews or during scheduled interview sessions is strictly prohibited.

PREGAME SCHEDULE

The Rockies clubhouse opens a minimum of 3 1/2 hours prior to the game, pending first pitch time, and closes at the beginning of batting practice. The clubhouse will reopen approximately 10 minutes after the game. Clubhouse times are as follows (subject to change):

First Pitch	Clubhouse Times
1:10 p.m.	Opens at 10 a.m. until start of BP
2:10 p.m.	Opens at 11:00 a.m. until start of BP
6:10 p.m.	Opens at 2:10 p.m. until start of BP
6:40 p.m.	Opens at 2:40 p.m. until start of BP
7:10 p.m.	Opens at 3:40 p.m. until start of BP

Access to the visiting Coors Field clubhouse will be determined by the visiting club's policies.

MANAGER BUD BLACK AVAILABILITY

Rockies Manager Bud Black will be available to the media before and after each game, in addition to special requests. His pregame briefing is held in the dugout at the start of stretch, prior to batting practice, both on the road and at home; this will be 2-3 hours prior to first pitch. At home, Black's postgame press conference is held approximately 10 minutes after the game in the interview room (Rox Room), located on the Lower Level, down the first-base line from the Rockies' home clubhouse entrance. On the road, Black is available in the visiting manager's office inside the visiting clubhouse.

RADIO INTERVIEWS

The use of cellular phones for radio interviews while on the field and in the clubhouse is strictly prohibited without being prearranged with the Rockies Communications Department.

FIELD ACCESS

All members of the media with credentials allowing them access onto the field may conduct interviews at specific times prior to the start of the game. There is no field access from behind home

plate. Members of the media with home clubhouse access may reach the dugout and field via the steps leading to the home dugout when the clubhouse is open. However, when the Rockies clubhouse is closed, all media should enter and exit the field via the tunnel adjacent to the visiting dugout. The field must be cleared 50 minutes before the beginning of the game. At no time are media permitted in fair territory or anywhere down the line from the first or third base bags. Alcoholic beverages are prohibited from the field at all times. Members of the media are prohibited from standing, photographing or conducting interviews from the circle of dirt surrounding the cage while batting practice is in progress.

LIVE TRANSMISSIONS

Affiliations not licensed by MLB, and non-rights holders of the Colorado Rockies and MLB (television, radio and Internet sites) are prohibited from providing live telecasts, radio broadcasts, game simulations, pitch-by-pitch accounts, as well as from using live or taped material originating from inside the ballpark during a period commencing with AT&T SportsNet going on the air pregame and ending with the conclusion of the game. Additionally, live transmissions will not be permitted until the conclusion of the club's rights holder's (radio or television) postgame programming. Radio stations and assigned correspondents for out-of-town reports are permitted to give inning or half-inning score updates; however, at no time can they file reports while play is in progress.

LIVE IN-GAME RADIO REPORTS

No radio entity is allowed to file live in-game reports from a ballpark hosting a game in which Major League Baseball's national radio rights holder, ESPN Radio, is broadcasting. The ESPN Radio window of exclusivity begins 15 minutes prior to first pitch and concludes 15 minutes after the game, or when ESPN Radio completes its broadcast, whichever comes first. In addition, in order to protect the Club's local rights holders, the following guidelines are recommended for all non ESPN Radio games: Reports are defined as non play-by-play reporting of scores and game highlights, including scene setters, game-in-progress updates and postgame summaries. No entity other than club and national rights holders are permitted to broadcast play-by-play at any time. Reports must be limited to segments of 30-60 seconds each and must be confined to between innings only. Reports will be limited to six per game. Radio stringers must notify clubs of their plans to do live reports from the ballpark and confirm an approved location. The suggested sequence per media outlet is as follows: Scene Set / 2nd Inning / 4th Inning / 6th Inning / 8th Inning / Postgame summary.

ROVING CAMERAS

Any camera light in the seating area of the ballpark is strictly prohibited. If a photo light comes on during the game, umpires will stop play. Still photographers must shoot from either one of the photo bays (first and third base lines). With prior approval from the Rockies Communications Department, still photographers may shoot from the TV camera wells located in the outfield along the baselines and along the upper deck, space permitting. Interviews are not permitted in the ballpark during the game unless approved by the Rockies Communications Department. If approved, interviews may only be conducted on the concourse between innings, not in the stands while the game is in progress.

MEDIA DINING

A media dining room is located adjacent to the working press box on the Lower Press level of Coors Field, and is available to credentialed members of the media who have access to the working press box. Meals are \$12.

AUTOGRAPHS

Credentialed members of the media are strictly prohibited from requesting autographs or equipment on the field, in the dugout or in the clubhouse. Officials will revoke credentials from violators immediately with no exceptions.

Rockies Radio Network

(See page 375 for a radio affiliate list.)



Jack Corrigan

Radio Announcer - KOA

With more than 2,600 Rockies broadcasts under his belt, Jack Corrigan is excited about his 17th season in Denver and his 34th in Major League Baseball. Corrigan came to Colorado after 17 years in the Cleveland Indians television booth. In addition to his work in baseball, Corrigan has been involved with play-by-play and color commentary for the Cleveland Cavaliers telecasts in the NBA and spent more than fifteen years as the lead announcer for college football and basketball games for the Atlantic Coast Conference, Ivy League, Mid-American Conference and Patriot League among others.

A native Clevelander, Jack is a graduate of St. Ignatius High School and Cornell University, where he played football for four seasons while earning a B.A. in History. He received a master's degree in Communications from Kent State University, and his thesis—on NFL Films—is in the archives at the Pro Football Hall of Fame in Canton, Ohio. He is involved with his own video company that has produced more than 75 projects for sports entities and other commercial and non-profit organizations.

In the summer of 2005, Jack published his first novel, *Warning Track*, a book about an aging baseball player dealing with the lure and repercussions of supplement use. His second novel is titled *Night of Destiny: 24 December 1944*. It is a fictionalized account of an incident in World War II that involved his late father, Judge John V. Corrigan. *Hit and Run*, a sequel to *Warning Track*, is awaiting publication while being considered as a movie or television series.

Jack and his wife, Lisa, have been married 42 years and they have two children. Megan, a graduate of Mercyhurst University, and her husband John live in Colorado with their sons, James and Daniel. Michael, a Loyola Marymount University graduate, and his husband Eric work in Chicago where he is in charge of publicity and branding for The Tie Bar Company. Jack, a prostate cancer survivor, is active with the Prostate Cancer Foundation and other local groups in increasing awareness and raising funds for research. He is on the Board of Directors for Boys Hope/Girls Hope, a privately funded, non-profit, organization that helps at-risk children. Jack has served as a volunteer assistant football coach at Regis Jesuit High School in Denver for more than 10 years after filling a similar position in Cleveland at Saint Ignatius High School for 20 seasons.



Jerry Schemmel

Radio Announcer - KOA

Jerry Schemmel will begin his 10th season as one of the radio voices of the Colorado Rockies.

Schemmel's voice has been heard in the Denver market prominently over the past two decades. He served as the radio play-by-play voice of the Denver Nuggets for 18 seasons, as well the radio voice of Colorado State football and basketball during the 2009-10 season. His sportscasting career spans nearly 30 years and includes radio and television play-by-play of several professional and major college sports. He also spent one year as deputy commissioner and legal counsel for the Continental Basketball Association.

Schemmel is a survivor of the crash of United Flight 232 in Sioux City, Iowa on July 19, 1989. The crash killed 112 of the 296 on board. He is the author of the book *Chosen To Live*, which chronicles the crash of flight 232 and its subsequent effects on his life. The book has been featured in such publications as *Reader's Digest*, *Hoop Magazine*, *Sports Spectrum* and *Guideposts*. In 2009, he published a second book, *The Extravagant Gift*. Schemmel has been a guest on several national television programs, including "Regis & Kathy Lee," "48 Hours," "CBS This Morning," "Turning Point," "Biography Channel," "National Geographic TV," "The Today Show," "The Hour of Power," "Good Morning America" and "The Oprah Winfrey Show." His story has also been aired as an extended feature on ESPN and ESPN SportsCenter.

In June of 2015, Schemmel completed the Race Across America bicycle race as part of a two-person relay team. He and partner Brad Cooper won the overall Two-Person Relay Division, covering 3,000 miles in just over seven days. The effort was a fundraiser for the construction of an orphanage in Haiti. In 2016, he was part of four-person relay that set a record for the Colorado Crossing, a 468-mile race that covers the state of Colorado from west to east. Last summer, Schemmel set the 50-plus age group record in the same race as a solo rider, finishing in 33 hours and five minutes. The effort was also a fundraiser for a veterans charity, Paws For Purple Hearts.

Schemmel spent 2009 as the head baseball coach at Metro State College of Denver, after being a volunteer assistant at the school for two years. He also served as the radio voice of the Billings Mustangs, a Minor League affiliate of the Cincinnati Reds, and as a TV play-by-play announcer for the Colorado Springs Sky Sox.

Schemmel earned a law degree in 1985 from Washburn University, after receiving his undergraduate degree from the school in 1982. He also played baseball at Washburn and later was an assistant coach at the school for three years. Schemmel grew up in Madison, S.D., and now resides in Littleton, Colo., with his wife Diane, daughter Maggie and son Ryan.

AT&T SportsNet Rocky Mountain



Drew Goodman

Play-by-Play Announcer - AT&T SportsNet

Drew Goodman, one of the most versatile broadcasters in sports, is in his 18th year calling Colorado Rockies games.

For ten years (1994-2004), Goodman was the TV play-by-play announcer for Denver Nuggets telecasts and from 2002-04, he was one of a few broadcasters to regularly call action for telecasts of two professional teams in the same year, annually logging more than 190 games between the Rockies and Nuggets. Prior to becoming the Rockies TV play-by-play voice in 2002, he worked select MLB national games for FSN and FX, and hosted the "Rockies Pregame Report" and "Rockies Weekly."

His work in football has been extensive, including stints calling the NFL for both NBC and FOX. He has called college football and basketball for FOX Sports NET, FX, ESPN, PAC 12 Network and AT&T SportsNet over the last thirty years and continues those duties at the conclusion of the baseball season. His work has not been limited to just the major sports, as he has covered everything from the ATP Tour to track and field to World Cup skiing. Between 2012 and 2014, he co-hosted one of the top-rated radio shows in Denver for 104.3 The Fan, and currently hosts the "Charlie Blackmon Show" for the station. He is a 13-time winner of Colorado Sportscaster of the Year as voted by his peers in the National Association of Sportswriters and Sportscasters, and additionally has won several Emmy awards for his work. In the spring of 2019, his book *If the Walls Could Talk-Colorado Rockies* came out, detailing stories from many Rockies players, managers and front office people in Goodman's two decades around the club.

A native of New York, Goodman received his bachelor's degree in communications from Ithaca College in 1985. He and his wife Kristi's most important endeavor is raising their three baseball players, Jacob, Zachary and Gabriel.



Jeff Huson

Color Analyst - AT&T SportsNet

In 2006, Jeff Huson embarked on a new career in baseball, serving as television analyst for the Colorado Rockies. When not working in the booth, Huson's insights about the game are a welcome contribution during the Rockies pregame and postgame shows on the network.

The former University of Wyoming baseball star played 15 years in professional baseball, 12 years as a utility player with the Montreal Expos, Texas Rangers, Baltimore Orioles, Milwaukee Brewers, Seattle Mariners, Anaheim Angels and Chicago Cubs. He also served as a roving infield instructor with the Chicago Cubs organization, working with Major League prospects from the Triple-A level to the Dominican Republic League from 2001 to 2005.

He played shortstop at Wyoming 1984-85, after transferring from Glendale (Ariz.) Community College. In 2015, Huson was officially inducted into the University of Wyoming Intercollegiate Athletics Hall of Fame. In 2017, Jeff was also inducted into the Glendale Community College Hall of Fame.

A native of Sedona, Ariz., Huson and his family have resided in Parker, Colo., for the past 22 years. Jeff and his wife Wendy are both graduates of the University of Wyoming and have three children: Lindsay, Kyle and Cody. They welcomed their first grandchild in March of 2016, a granddaughter named Tatum, and welcomed their second granddaughter, Parker, in December 2018.



Ryan Spilborghs

Color Analyst - AT&T SportsNet

Ryan Spilborghs joined the ROOT SPORTS team in 2014. As a former National League Champion with the Rockies in 2007, Spilborghs provides a unique perspective on the broadcasts. He will see additional time in the booth this season, serving as game analyst alongside play-by-play man Drew Goodman for select games.

Spilborghs also serves as a part-time co-host on MLB Network Radio, and has served as emcee at numerous charity events in the Denver area.

A Santa Barbara, Calif. native, Spilborghs was recruited to play baseball at the University of California - Santa Barbara, where he was a two-time Big West selection. After being selected in the seventh round of the 2002 MLB First-Year Player Draft by the Colorado Rockies, he spent six seasons as an outfielder for the team, doing his part to advance the 2007 and 2009 Rockies teams to the postseason. One of his most notable achievements came against the Giants in late August of 2009, when he hit the first walk-off grand slam in Rockies team history. Spilborghs lives in Denver with his wife Stacey and their children, Kierra and Tatum.

AT&T SportsNet Rocky Mountain



Jenny Cavnar


Host/Reporter - AT&T SportsNet

Jenny Cavnar is the host of the Rockies Pregame Report and Toyota Postgame Show and also serves as sideline reporter and play-by-play for select games. This year marks the four-time Emmy® Award winner's 13th season covering MLB.

Cavnar made baseball history in 2018 as the first woman to do play-by-play for a Major League Baseball game in 25 years. In 2015, she was the first female to provide analysis for a series of National League games in the radio booth.

Born and raised in Aurora, Colo., Cavnar returned home to join AT&T SportsNet, after spending eight years on the west coast lending her talents to ESPN, Fox Sports West, CBS College Sports and as the host of the San Diego Padres pregame and postgame shows (2007-2011).

Cavnar is a graduate of Smoky Hill High School and Colorado State University. Her love of baseball comes from her father, Steve Cavnar, a Colorado High School Baseball Hall of Fame coach. Cavnar resides in Denver with her husband Steven and their one-year old son, Vincent.



Taylor McGregor

Host/Reporter - AT&T SportsNet

Taylor McGregor enters her second season as the sideline reporter for AT&T SportsNet. Prior to covering the MLB, McGregor made stops in Arkansas and Wyoming, covering everything from SEC football to high school soccer.

Originally from Golden, Colo., McGregor graduated from Golden High School before attending the University of Arkansas, where she earned her bachelor's degree in broadcast journalism.

Her ties to the Rockies organization run deep as she is the daughter of the team's late president, Keli McGregor. Taylor currently resides in Denver, Colo.



Cory Sullivan

Host - AT&T SportsNet

Cory Sullivan joined the AT&T SportsNet team in 2014 and serves as the Pregame and Toyota Postgame analyst throughout the season.

Sullivan was drafted in the seventh round of the 2001 First-Year Player Draft by the Colorado Rockies and played seven Major League seasons with the Rockies, Mets and Astros, while also spending time in the Dodgers and Phillies organizations. Sullivan made his Major League debut on April 4, 2005, and was a member of the 2007 National League Champion Rockies.

Originally from Pittsburgh, Pa., Sullivan graduated from North Allegheny High School before attending Wake Forest University, where he graduated with a degree in psychology and political science. In 2011, he won the Arnold Palmer Award at Wake Forest for the

male athlete of the year. Cory and his wife Jaclyn McFadyen reside in Evergreen, Colo., with their daughter Riley Sullivan.

Rockies Spanish Radio



Salvador Hernandez Play-by-Play Announcer - 1150 AM/96.1 FM

Salvador Hernandez was born in Parral, Chihuahua, Mexico. He has 33 years of experience working in media, mostly broadcasting baseball and basketball games. In 2005, he broadcast the Caribbean Series for 25 radio stations in Chihuahua, Mexico. Hernandez has been doing the play-by-play for the Colorado Rockies for the past six seasons, and in 2015, he earned the Award of Excellence in sports coverage. In 2016, Hernandez received a Certificate of Merit, an award given by the Colorado Broadcasters Association.

Hernandez started playing baseball at the age of five, mainly as a pitcher and first baseman. Later, he combined the practice of the sport with the broadcasting.

Currently, Hernandez is the general manager of KNRV 1150 AM/96.1 FM in Denver, a post he has held for the last seven years. He is also a sports columnist for several newspapers in the Denver metro area. Salvador has a son, Sebastian, who is now a baseball

player for his high school team.



Carlos Valdez Play-by-Play Announcer - 1150 AM/96.1 FM

Carlos Valdez was born and raised in Mexico City and moved to the United States when he was 22 years old. Upon moving to the United States, he began working in the restaurant industry, and by 1989, he had opened his own bakery in the San Fernando Valley, Calif.

Valdez played baseball for two years and then decided to be a spectator of the sport, while earning some income as he was hired by a local newspaper in California to take notes on local teams.

He left California and came to Colorado in 2000. For more than seven years, Valdez has been cohost of "Jueves Deportivo," a weekly sports show broadcast on KNRV. He continued with his bakery business here in Colorado, and today, he and his family enjoy serving the Aurora community with fresh Mexican bread.



Hector Salazar Color Analyst - 1150 AM/96.1 FM

Hector Salazar was born in Morelos, Mexico, and has lived in Colorado since 2008. He attended the Carlos Septien School of Journalism in Mexico and graduated in 1991.

Salazar worked for several newspapers, magazines and Mexican government agencies prior to moving to Colorado. In 2008, he started the talk-show "Palabras" for KNRV, which has become one of the best afternoon shows in the Denver-Boulder market. In 2016, "Palabras" earned the Certificate of Merit, given by the Colorado Broadcasters Association.

Salazar is also the cohost of "Jueves Deportivo," which is a radio sports show that has been on air every Thursday afternoon for the last eight years.

Rockies Traveling Beat Writers



Thomas Harding
MLB.com



Patrick Saunders
Denver Post



Kyle Newman
Denver Post



Nick Groke
The Athletic

2019 BASEBALL WRITERS' ASSOCIATION OF AMERICA - COLORADO

Chairman & Treasurer: Jack Etkin (Associated Press)

2019 Active Members:

Patrick Saunders (Denver Post), Kyle Newman (Denver Post), Nick Groke (The Athletic), Mark Kiszla (Denver Post), Dale Bublitz (Associated Press), Jack Etkin (Associated Press), Pat Graham (Associated Press), Dennis Georgatos (Associated Press), Arnie Stapleton (Associated Press), Tracy Ringolsby (InsideTheSeams) and Thomas Harding (MLB.com)

Honorary Members:

Barney Hutchinson, Mike Klis, Dave Krieger, Irv Moss, Woody Paige, Troy Renck

Media Outlets

NEWSPAPERS

DENVER POST

Phone: 303-954-1294
 Website: www.denverpost.com
 E-mail: sports@denverpost.com
 Sports Editor: Scott Monserud
 Beat Writers: Patrick Saunders, Kyle Newman
 Columnists: Mark Kiszla

COLORADO SPRINGS GAZETTE

Phone: 719-636-0250
 Website: www.gazette.com
 E-mail: sports@gazette.com
 Sports Editors: Matt Wiley, Jim O'Connell
 Columnist: Paul Klee

WIRE SERVICE

THE ASSOCIATED PRESS

Phone: 303-825-0123 Fax: 303-892-5927
 Website: www.ap.org
 E-mail: apdenver@ap.org
 Photographers: Dave Zalubowski
 Writers: Pat Graham, Arnie Stapleton, Dale Blubitz, Dennis Geogatos, Mike Kelly, Monica Costello

RADIO

KOA, 850 AM, 94.1 FM

Phone: 303-713-8158/8159
 Website: www.koanewsradio.com
 E-mail: sports@koanewsradio.com
 Producers: Brandon Krisztal, Dragon Redbeard
 Talk Show Hosts: Rick Lewis, Dave Logan, Marty Lenz, April Zesbaugh, Cory Lopez, Mandy Connell
 Rockies Baseball Producer: Jesse Thomas
 Rockies Announcers: Jack Corrigan, Jerry Schemmel
 Reporters: Cory Lopez, Mike Rice
 Baseball Analyst: Ed Henderson, Tracy Ringolsby

ALTITUDE SPORTS RADIO, 950 AM, KIMN, 92.5 FM KKSE

Phone: 303-753-0950
 Website: www.altitudesports950.com
 Program Director: Dave Tepper
 Talk Show Producers: Martin Oleskiewicz, Mark Springer, Dan Tanner, Jesse Trujillo
 Talk Show Hosts: Josh Dover, Ryan Harris, Scott Hastings, Brett Kane, Nate Kreckman, Vic Lombardi, Marc Moser

MILE HIGH SPORTS RADIO, 1340 AM, 104.7 FM, KDCC

Phone: 303-831-1340, 303-650-1795
 Website: www.milehighsports.com
 General Manager: Nate Lundy
 Program Director: Ronnie Kohrt
 Producer: Kyle Berry
 Talk Show Hosts: Eric Goodman, David Hurlbut, Nate Lundy, Renaud Notaro, Les Shapiro, Sean Walsh, Gil Whiteley, Dan Williams, Joe Williams
 Writers: Rich Kurtzman, Aniello Piro, Justin Michaels, Doug Ottewill, Ronnie Kohrt

THE FAN, 104.3 FM, KKFN

Phone: 303-220-8938
 Website: www.1043thefan.com
 Program Director: Raj Sharan
 Producers: Bryan Beard, Jeff Brantley, Scott DeHuff
 Talk Show Hosts: Zach Bye, Sandy Clough, Mike Evans, Orlando Franklin, Cecil Lammey, Darren McKee, Mike Pritchard, Mark Schlereth, Brandon Stokley, Alfred Williams

TELEVISION

KCNC-TV - CHANNEL 4 (CBS)

Phone: 303-861-4444
 Website: www.cbsdenver.com
 Senior Producer: Eric Christensen, Ryan Greene
 Sports Anchors/Reporters: Romi Bean, Michael Spencer

KMGH-TV - CHANNEL 7 (ABC)

Phone: 303-832-7777
 Website: www.thedenverchannel.com
 Sports Anchors/Reporters: Lionel Bienvenu, Alison Mastrangelo, Troy E. Renck
 Sports Producer/Photographer: Jeff Howe

KUSA-TV - CHANNEL 9 (NBC)

Phone: 303-871-1490
 Website: www.9news.com
 Executive Producer: Brian Olson
 Sports Producers: Jeremy Chavez, Jeff Dressel, Quentin Sickafoose
 Anchors/Reporters: Rod Mackey, Cealey Godwin, Mike Klis, Brody Logan, Taylor Temby

KDVR-TV - CHANNEL 31 (FOX)/CW2

Phone: 303-566-7600
 Website: www.kdvr.com
 Sports Director: Nick Griffith
 Sports Reporter: Drew Engelbart, Bruce Haertl, Lindsay Joy

AT&T SPORTSNET

Phone: 720-898-2700
 Vice President/GM: David Woodman
 Executive Producer: Brian Mitchell
 Game Producers: Tavis Strand, Alison Vigil
 Chief Engineer: Mytch Barnes
 Engineers: Jon Allison, Brandon Connolly
 Director: Erica Ferrero
 Operations Manager & Crewing Coordinator: Mike Schanno
 Production Manager: Mallory Kneller
 Pregame and Postgame Producers: Mike Coniglio, Nicole Gates, Braden Griesser, Matthew Shapiro
 Coordinating Producer: Clay Pahlau
 Play-by-Play: Drew Goodman
 Analysts: Jeff Huson, Ryan Spilborghs, Cory Sullivan
 Hosts/Reporters: Jenny Cavnar, Taylor McGregor

OFFICIAL TEAM PHOTOGRAPHER

MATT DIRKSEN

Colorado Rockies
 (303) 312-2292
 matt.dirksen@rockies.com

ROCKIES RADIO FLAGSHIP & AFFILIATES

COLORADO

KOA	850 AM	Denver
KOA	94.1 FM	Denver
KNRV	1150 AM	Denver
KNRV	96.1 FM	Denver
KNFO	106.1 FM	Aspen
KSBK	100.3 FM	Blanca
KNAB	104.1 FM	Burlington
KSTY	1480 AM	Canon City
KIUP	930 AM	Durango
KSIR	1010 AM	Ft. Morgan
KGLN	101.3 FM	Glenwood Springs
KRKY	930 AM	Granby
KTMM	1340 AM	Grand Junction

KCCY	1350 AM	Pueblo
KRFD	94.5 FM	Sterling
KSPK	102.3 FM	Walsenburg
KRDZ	1440 AM	Wray

KANSAS

KLOE	730 AM	Goodland
------	--------	----------

NEBRASKA

KCSR	610 AM	Chadron
------	--------	---------

OKLAHOMA

KGYN	1210 AM	Guyman
------	---------	--------


SOUTH DAKOTA

KBFS	1450 AM	Belle Fourche
------	---------	---------------

WYOMING

KFCB	1240 AM	Cheyenne
KKTY	1470 AM	Douglas
KOWB	1290 AM	Laramie
KVOW	1450 AM	Lost Cabin
KEZF	95.5 FM	Pine Bluffs
KPOW	1260 AM	Powell
KSHW	87.7 FM	Sheridan
KYDT	103.1 FM	Sundance

SPRING TRAINING



2019 Colorado Rockies Spring Training



Salt River Fields
at Talking Stick

7555 North Pima Road
Scottsdale, Arizona 85258
(480) 362-2800;
Fax: (480) 362-2876

ROKIES.com/spring

SUN	MON	TUE	WED	THU	FRI	SAT
FEBRUARY/MARCH						ARI ^{Feb} 1:10 23
SEA 24 1:10	KC 25 1:05	CLE 26 1:10	LAA 27 1:10	LAD 28 1:05	OAK ^{Mar} 1 1:05	CWS 2 1:05
SF 3 1:10	TEX 4 1:05	MIL 5 1:10	LAA 6 1:10	CHC 7 1:05	TEX 8 1:10	CLE 9 1:05 <small>ARI 6:10 CST @ Monterrey, Mex</small>
LAD 10 1:10 <small>ARI 3:10 CST @ Monterrey, Mex</small>	OAK 11 1:10		ARI 13 1:10	CLE 14 1:05	KC 15 1:10	MIL 16 1:05
CHC 17 1:05	CIN 18 1:10	LAA 19 6:10	KC 20 6:40		SF 21 7:05 SD 22 6:40	CHC 23 6:40
CIN 24 12:05	ABQ* 25 1:05 MDT <small>@ Albuquerque, N.M.</small>	MIN 26 2:05 EDT <small>@ Fort Myers, Fla.</small>		HOME GAME	PLAYED IN MONTERREY, MEXICO	AWAY GAME

GAME TIMES ARE LOCAL TO ARIZONA UNLESS OTHERWISE INDICATED.
GAME DATES AND OPPONENTS SUBJECT TO CHANGE WITHOUT NOTICE.
*Exhibition game against the Albuquerque Isotopes, the Triple-A affiliate of the Rockies

Important Dates

Wednesday, Feb. 13

First Pitchers & Catchers workout

Monday, Feb. 18

First Full-Squad workout

Wednesday, Feb. 20

Photo Day

Saturday, Feb. 23

First Spring Training game
vs. Arizona at Salt River Fields

Sunday, March 3

First full-squad
Minor League Workout

Thursday, March 14

Minor League Spring Training
games begin

Salt River Fields at Talking Stick - Fast Facts

- **First professional sports training facility built solely on Native American land**
- **General Manager** of the Facility at Salt River Fields at Talking Stick: Dave Dunne
- **First Game:** February 26, 2011
- **First Rockies Home Game:** March 1, 2011 vs. Arizona
- **Dimensions (LF, CF, RF):** 366', 392', 348'
- **Capacity:** 11,000 (7,000 reserved; 4,000 general admission lawn seats)
- **Largest Rockies attendance:** 13,565, March 25, 2017 vs. Chicago-NL
- 124 sellouts since 2011
- Only MLB complex to ever record total attendance over 300,000 (2011-2017)
- **Directions:** Off the 101 Loop take Talking Stick Way west to Pima Road. Go north on Pima Road and enter the complex on the right
- **Ticket Prices:** Lawn seating starting at \$14 and reserved seats in seating bowl starting at \$32 (prices subject to change)
- **Four luxury suites:** Call for prices, (888) 490-0383
- Three different party decks
- 3,726 parking spaces for fans, 203 parking spaces for Rockies players, staff and families
- 24' x 48' video board
- Eight permanent concession stands
- Separate 85,000-sq. foot facilities for each club
- 12 practice fields, six for each club
- Two Coors Field replica fields
- One football field-sized agility training field
- Over two million man hours spent to construct facility (14 months, Nov. 2009- Feb. 2011)
- United States Green Building Council (USGBC) Leadership in Energy and Environment (LEED) Certified Gold
- In 2017, named the "Best Spring Training Facility" by *Arizona Foothills* magazine for the sixth consecutive season, "Best Cactus League Ballpark" by *Baseball Digest* (2016 & 2017) and "Best Spring Training Food" by *Phoenix Magazine*

Salt River Fields at Talking Stick



At Left: Aerial rendering of the entire Salt River Fields at Talking Stick complex. The Rockies complex is beyond right field of the main stadium. The fields on the south side (bottom of rendering) are the Rockies' training fields. Arizona's training facility and fields are beyond left field. In the southwest portion of the rendering is a lake that provides water to maintain Salt River Fields at Talking Stick.

At Right: This panoramic photo of the Rockies clubhouse features the Rockies CR logo on the ceiling.



At Left: The Keli S. McGregor Training Center is state of the art with two levels of equipment and a wall of windows that open up to the outside.

At Right: This upper-deck view of the main stadium field faces east, with the Superstition Mountains in clear view beyond the outfield wall.



INAUGURAL SALT RIVER FIELDS ATTENDANCE RECORDS

The Colorado Rockies, Arizona Diamondbacks and Salt River Pima-Maricopa Indian Community set the all-time Major League Baseball Spring Training attendance record by drawing 359,308 fans to Salt River Fields at Talking Stick in its inaugural season in 2011. Peoria Sports Complex held the previous MLB record for a two-team facility when the Seattle Mariners and San Diego Padres drew 230,146 fans in 2008.

Overall, the D-backs and Rockies sold out 21 of 33 games at Salt River Fields in 2011, including a stretch of 10 consecutive sellouts from March 12-20. The D-backs and Rockies also had the top two attendance averages in the Cactus League in 2011. Following the 2011 season, BallparkDigest.com named Salt River Fields at Talking Stick its Ballpark of the Year.

2019 Spring Training Information

MEDIA INFORMATION

All credential requests must come directly from the affiliation's editor, producer or director and must be done through MLB's online credentialing application system at credentials.mlb.com. **THE COLORADO ROCKIES DO NOT CREDENTIAL FREELANCE WRITERS OR PHOTOGRAPHERS.** Spring season credentials are distributed only to those who will be covering the Rockies both at Salt River Fields and on the road for the majority of the exhibition season. All others will be handled on a daily basis. For instructions on how to apply for daily credentials, please contact Abby Sanders (abby.sanders@rockies.com). Any member of the Rockies Communications Department can be reached at the numbers listed below.

ROCKIES COMMUNICATIONS CONTACTS

Warren Miller (480) 362-2831
 Cory Little (480) 362-2830
 Nick Parson (480) 362-2832
 Abby Sanders (480) 362-2833
 Press Box (480) 270-5123

TEAM HOTEL

Scottsdale Plaza Resort, 7200 North Scottsdale Road
 Scottsdale, Ariz. 85253 - (480) 948-5000

SPRING RECORD & HOME ATTENDANCE

Year	Record	Dates	Atten.	Avg.
1993	18-14-1	17	113,072	6,651
1994	16-18	16	112,045	7,003
1995	*24-15-2	18	62,730	3,485
1996	19-15	15	94,232	6,282
1997	15-17	15	103,513	6,901
1998	14-19	16	80,824	5,052
1999	14-15	15	72,153	4,810
2000	12-18	15	63,603	4,240
2001	11-18	15	65,436	4,362
2002	17-13-1	15	70,139	4,676
2003	16-13-1	15	65,115	4,341
2004	13-14-3	15	67,676	4,512
2005	17-14	15	67,089	4,473
2006	17-12-2	16	56,715	3,545
2007	13-12	15	60,359	4,024
2008	14-12	14	68,897	4,921
2009	17-17	16	75,597	4,725
2010	17-13-3	15	78,638	5,246
2011	20-11-1	16	169,569	10,598
2012	17-15-1	18	182,295	10,128
2013	16-15	15	148,651	9,910
2014	15-14-3	14	157,046	11,217
2015	16-16-2	14	154,099	11,007
2016	15-13-4	16	147,878	9,242
2017	16-15-2	16	152,989	9,562
2018	12-17-2	16	151,234	9,452
Totals	399-368-25	387	2,423,271	6,262

*1995 was a strike-shortened year so record includes replacement player totals (20-9-1)
 (1993-2010 was played at Hi Corbett Field in Tucson, Ariz.)

ROCKIES SPRING TRAINING RECORDS

Batting Average (min. 40 PA)

Nolan Arenado, 2016	..542
Todd Helton, 2009	..525
Garrett Atkins, 2003	..525
Greg Norton, 2002	..489
Nelson Liriano, 1998	..479

Home Runs

Andres Galarraga, 1996 10
Dante Bichette, 1998 9
Vinny Castilla, 1998 7
Five Players, last: Nolan Arenado and Trevor Story, 2016 6

Hits

Vinny Castilla, 1999 33
Dante Bichette, 1998 32
Nolan Arenado, 2016 32
Todd Helton, 2000 31

Runs Batted In

Andres Galarraga, 1996 27
Dante Bichette, 1998 24
Andres Galarraga, 1994 21
Ryan Spilborghs, 2009 21

Hitting Streak

Todd Helton, 2000 16
Nolan Arenado, 2016 14

Earned Run Average (min. 20 IP)

Jorge De La Rosa, 2010 1.50
Shawn Chacon, 2003 1.64
Jordan Lyles, 2015 2.01
Franklin Morales, 2014 2.10
Aaron Cook, 2007 2.13
John Thomson, 1998 2.22

Wins

Shawn Estes, 2004 4
Shawn Chacon, 2003 4
Aaron Cook, 2007 4

Strikeouts

Pedro Astacio, 1998 30
Franklin Morales, 2014 28
Jorge De La Rosa, 2010 24
Juan Nicasio, 2012 24

Saves

Jose Jimenez, 2002 4
Jerry Dipoto, 1998 4

CLUB EXHIBITION STATS, 1993-2018

Batting

YEAR	AVG	AB	R	H	HR	RBI	SB
1993	.284	1146	177	325	13	155	52
1994	.267	1167	163	312	25	149	21
1995	.321	361	58	116	10	58	8
1996	.277	1145	196	317	30	184	23
1997	.312	1143	201	357	34	184	30
1998	.296	1197	196	354	33	186	15
1999	.306	1175	209	359	24	197	17
2000	.298	1051	159	313	17	150	24
2001	.304	1098	163	334	20	146	40
2002	.312	1095	205	342	34	188	38
2003	.295	1063	189	314	24	180	23
2004	.275	1032	155	284	29	144	17
2005	.301	1089	181	328	27	171	25
2006	.306	1073	194	328	25	179	28
2007	.301	999	175	301	23	163	33
2008	.284	995	176	283	35	162	33
2009	.295	1218	219	359	37	206	44
2010	.315	1150	203	362	27	191	25
2011	.291	1109	177	323	22	159	34
2012	.275	1133	176	312	27	165	25
2013	.289	1082	180	313	36	169	14
2014	.296	1147	164	340	31	149	27
2015	.259	1159	152	300	31	142	15
2016	.272	1107	174	301	34	161	16
2017	.287	1147	177	329	38	165	25
2018	.280	1082	165	303	38	153	34
Totals	.291	28163	4584	8209	724	4256	586

Pitching

YEAR	W	L	ERA	G	SV	IP	H	ER	BB	SO
1993	18	14	4.52	33	7	295.0	305	148	115	187
1994	16	18	4.69	34	5	293.0	317	152	120	178
1995	4	6	7.45	11	4	93.0	126	77	57	53
1996	19	15	5.56	34	8	296.0	340	183	143	172
1997	15	17	6.26	32	5	280.1	365	195	126	169
1998	14	19	7.16	34	11	299.0	410	238	133	188
1999	14	15	6.55	32	5	287.1	371	209	119	211
2000	12	18	5.00	30	4	262.2	305	146	87	156
2001	11	18	5.55	31	6	269.0	328	166	82	160
2002	17	13	5.55	31	10	271.0	329	167	99	176
2003	16	13	4.63	30	4	264.1	294	136	82	164
2004	13	14	4.84	30	5	268.0	287	144	91	155
2005	17	14	5.99	31	4	270.2	338	180	109	181
2006	17	12	5.45	31	7	276.0	321	167	104	179
2007	13	12	5.41	28	8	248.0	287	149	93	150
2008	14	12	5.60	29	9	257.1	316	171	160	171
2009	17	17	5.67	35	7	308.0	381	194	118	191
2010	17	13	5.02	33	9	283.1	321	181	98	205
2011	20	11	4.44	32	11	285.2	327	174	152	197
2012	17	15	4.61	33	6	289.0	341	148	97	234
2013	16	15	4.57	31	6	272.0	312	155	138	221
2014	15	14	3.86	33	3	291.2	293	125	103	212
2015	16	16	4.61	34	10	297.0	322	152	94	239
2016	15	13	5.07	32	10	284.0	333	160	102	221
2017	16	15	4.44	33	6	290.0	302	143	90	273
2018	12	17	5.31	31	5	273.0	308	161	98	244
Totals	391	376	5.35	808	175	7104.1	8279	4221	2811	4887



GENERAL INFORMATION

Rockies in the Community

The Colorado Rockies Baseball Club Foundation

Since the organization's inception in 1993, the Colorado Rockies have demonstrated a passionate commitment to their philanthropic mission of positively impacting the community through corporate investment and active outreach. The Colorado Rockies Baseball Club Foundation is the charitable arm of the organization tasked with the mission to support underprivileged and at-risk youth through programs for youth baseball and softball, education, literacy, drug and alcohol-abuse awareness and prevention.

Since 1993, the CRBC Foundation has granted over \$30 million to agencies, organizations and programs that support the foundation's mission. In addition, the Rockies take pride in hosting members of the community at Coors Field, having donated close to two million tickets to numerous non-profit organizations throughout the region.

50/50 Raffle

Beginning Opening Day 2018 and running at all Rockies home games throughout the season, the Colorado Rockies Baseball Club Foundation hosted the Metropolitan State University of Denver's Alumni Association in their 50/50 Raffle. This program is the newest addition to the Colorado Rockies community initiatives and it will continue for the 2019 season, by popular demand. During each Rockies home game, volunteers sell 50/50 raffle tickets throughout Coors Field, through the seventh inning. The winning ticket is drawn during the eighth inning and one lucky fan goes home with half of the jackpot for that game.

Rockies Youth Baseball Initiatives

The Colorado Rockies Youth Baseball Initiative encompasses a wide range of programs designed to inspire and cultivate a love of baseball among local youth. These programs place an emphasis on health and activity through baseball, and give opportunities for children to work with and learn from professional Rockies coaches and players. Programs that are under the initiative cater to a wide range of ages, socio-economic circumstances and physical abilities. Some of these programs have sprung from long-standing local relationships.

In 2007, the Rockies adopted the **Boys & Girls Clubs Owen Branch**, located in West Denver, and have since played host to club members at annual baseball skills clinics and other events. In 2018, over 120 participants ages 8-13 from Boys & Girls clubs attended a basic skills clinic, where they engaged with Rockies players and coaches at various skills stations.



The Rockies have also partnered with Colorado-based **National Sports Center for the Disabled** for over 10 years, and in that time have provided interactive baseball-themed experiences to young children and teens with disabilities. More than 150 participants took part in the clinic in 2018, which focused on adapted baseball skills stations run by Rockies staff volunteers.

And since 2001, the Rockies have hosted **High School Baseball Games** at Coors Field in March and April. For participating schools, these games provide a lucrative fundraising opportunity

through ticket sales that has averaged \$25,000-\$35,000, which has been used to benefit their school's athletic program, facilities, equipment or whatever they choose. In 2018, the Rockies hosted 14 games at Coors Field.

RBI Program

The Rockies are proud participants in Major League Baseball's **RBI (Reviving Baseball in Inner Cities) Program**. Established in 1989, RBI's mission is to assist financially disadvantaged families and communities in engaging youth in physical and mental activity by offering them an opportunity to play in summer baseball and softball leagues at no cost to their families.

The Rockies run a total of 39 teams within three divisions: seniors (ages 16-18) and juniors (ages 13-15) baseball, and softball (18 and under). In 2018, the program touched 20 area schools in Aurora, Commerce City, Denver, Lakewood and Thornton. The season runs from late May through mid-July and culminates with a final tournament. The Greater Denver RBI Program has over 600 participants each year.

Colorado Rockies "Make an Impact" Program

The "Make an Impact" program is a character education initiative that complements preexisting PBS (Positive Behavior Support) programs by holding an on-site "Rockies School Rally." This school-wide assembly is designed to entertain students while teaching them the importance of staying in school, refusing drugs and getting involved within their own communities. The 45-minute interactive program is designed for grades K-6 and features recorded player messages as well as a visit from Rockies mascot Dinger. Since 2006, the Make an Impact assembly program has been presented at over 340 schools and has reached close to 155,000 students.

(Rockies in the Community, cont.)

Coors Field Tours

The Rockies offer year-round guided tours of Coors Field, giving fans the chance to see what occurs behind the scenes at one of the premier venues in all of American sports. Over 16,000 people took a tour of Coors Field in 2018, raising over \$100,000 for the Colorado Rockies Baseball Club Foundation.

The Care & Share Program

The Care & Share Program is an initiative that gives children living with serious illnesses the opportunity to be special guests at Coors Field prior to and during a Rockies home game. Participants in the program are invited to spend time on the field during batting practice, where they are able to meet and receive autographs from Rockies players. Participants are selected through a collaboration with the Make-A-Wish Foundation and Children's Hospital Colorado.



Rockies Wives

Each season, many wives and girlfriends of Rockies players give back to the Colorado community by supporting and participating in various fundraising and awareness programs, as proud representatives of the Rockies organization.

Coors Field Hall of History

Located on the Club Level behind home plate at Coors Field, the Hall of History examines moments and milestones in the history of the Colorado Rockies through a series of artifacts on display for fans to peruse during their ballpark visit. The Hall of History is accessible on game days to fans with Club or Suite Level tickets, and to patrons of Coors Field tours.

In 2018 several new items were added to the collection celebrating classic and historic moments from the season, such as Charlie Blackmon's cycle, German Marquez's immaculate inning, Adam Ottavino's strikeout record, Trevor Story's MLB leading 505' home run, the return of Rockies legend Matt Holliday, clinching a second consecutive playoff berth and Tony Wolters' game winning RBI against the Chicago Cubs in the Wild Card game. Items from these moments will be displayed throughout the season, along with artifacts from throughout Rockies history and the 2019 campaign.

CRBC Foundation at Spring Training

The Colorado Rockies Baseball Club Foundation is committed to community outreach throughout the year in the Rocky Mountain Region, and that commitment extends to their home away from home during the spring. With the move to the spectacular Salt River Fields at Talking Stick complex in 2011, the Rockies have the unique opportunity to collaborate with the Salt River Pima-Maricopa Indian Community on several projects with organizations that directly contribute to the quality of life for all people in the community.

Of particular interest to the Rockies are projects that allow baseball to positively impact the lives of children who are at risk. Efforts to prevent substance abuse, increase literacy and educational achievement and promote good citizenship among community youth are crucial to the Rockies' charitable mission.

With that interest as a guide, the Rockies have hosted and participated in several Salt River Pima-Maricopa Indian Community events. Each year since they relocated to Scottsdale, the Rockies have brought their **"Make an Impact" school program to Salt River Elementary School**. This character education program is designed to teach the students that staying in school, refusing drugs, getting involved and being respectful are traits that will lead to a positively impactful life. In addition, Rockies players have attended a **Community Senior Breakfast**, where they have signed autographs, taken photos and enjoyed conversations with many of the senior members of the community. The club has also sponsored an **equipment drive** during Spring Training to bring baseball equipment to those in need within the community.

The Colorado Rockies are proud to share in the cultural diversity and the rich history, culture and artistic values of the Pima and Maricopa tribes. The organization looks forward to many years of shared experiences and events that can make a difference in the Salt River Pima-Maricopa Indian Community.

Coors Field

FACTS & FIGURES

- **Seating Capacity:** 46,897
- **Ballpark Capacity:** 50,144
- **Total cost:** \$215 million
- The ballpark sits on 76 acres (playing field: 3 acres)
- **Groundbreaking:** October 16, 1992
- **Architects:** HOK Sport of Kansas City, Mo.
- **General Contractor:** Mortenson/Barton Malow
- Made up of 1.4 million bricks and 8,975 tons of steel
- **Field lights:** 428 LED sports lighting fixtures generating a total of 550,100 watts of electricity, installed this offseason (This is a reduction of 505,900 watts of electricity from the previous 528 metal halide sports lighting luminaries.)
- The seats on row 20 of the upper deck are colored purple, signifying exactly one mile above sea level
- 56 luxury suites
- 74 restrooms (35 women's, 31 men's, 8 family)
- 43 permanent full-service concessions stands
- **Sod:** 120,000 square feet, grown at Graff Turf Farms in Fort Morgan, Colo.
- **Drainage system:** 10,000 feet of pipes, 3,000 tons of pea gravel and 6,000 tons of sand, a drainage rate of five inches of precipitation per hour

- **Heating system:** Coors Field has an underground field heating system

DIMENSIONS

Left-field line	347 feet
Power alley, left-center	390 feet
Straightaway center field	415 feet
Power alley, right-center	375 feet
Right-field line	350 feet
Distance from grandstand to home plate	49' 4"

GROUND RULES

Dugouts: Everything IN PLAY unless ball goes into the dugout. Photographers' areas are considered part of dugout.

Foul Poles: Ball hitting any part of foul pole screen down left or right-field lines is a HOME RUN.

Canvas (Tarp): Ball remaining behind or underneath canvas is given ONE BASE on pitch, TWO BASES on throw by fielder, TWO BASES on batted ball, otherwise in play. Fielder can catch a ball while standing on canvas.

Right-Field Manual Scoreboard: Ball going into the scoreboard, either on the bounce or the fly is given TWO BASES.



Coors Field

A TO Z: FAST FACTS

CAPTAIN'S DECK: Located on the Mezzanine Level (above Sections 201-203), the Captain's Deck has a center-field view of the game from a semi-enclosed party area with a full-service bar, concessions and televisions. The Captain's Deck is available to groups, individuals and walk-ins, subject to availability.

CLUB LEVEL: The Wells Fargo Club Level is the second level of the ballpark, featuring in-seat beverage service in the outdoor seats as well as an interior concourse filled with upgraded bars and food stations along with traditional concessions. The Club Level also houses several cases of Rockies artifacts behind home plate for fans' enjoyment.

INFINITI CLUB: This premium seating area is located directly behind home plate. Ticket holders in this area have a private entrance, access to a private restaurant and lounge and enjoy complimentary dining in both the restaurant and their seats.

KID-FRIENDLY AREAS:

- The **Interactive Area** is located behind the bullpens on the Main Concourse at Gate A. Fans may purchase game tickets at the kiosk in the area, and skills games include pitching and batting experiences suitable for all ages.
- There are two **playgrounds** for younger fans: One is located under the center-field Rockpile seating deck, just off the Main Concourse, and is available during all games (as well as prior to games when it isn't reserved for picnics); the other is located in the left-field corner on the Main Concourse.
- **Buckaroos** is a kid-friendly concession stand with size-appropriate portions of ballpark favorites, located in the left-field corner on the Main Concourse.
- The best place to meet **Dinger**, the Rockies' mascot since 1994, is at his daily autograph session, which starts at the top of the third inning and ends by the middle of the fourth inning. It is located on the Main Concourse right below the Rockpile in center field. Dinger's schedule is very busy, so make sure to get in line early for the best chance to meet this lovable purple triceratops.

MOUNTAIN RANCH CLUB: The MRC is a full-service restaurant and bar located in the right-field corner on both the Club and Suite Level, offering premium open-air seating around spacious granite half-moon tables with personal televisions as well as indoor tables and bar space. Tables of two or four are sold on a seasonal basis and may also be available on a limited

basis for single-game purchase. Tickets include food and beverage credit in the restaurant and at all concession and novelty locations throughout Coors Field. Guests can access the Mountain Ranch Club via the elevator behind Section 114 then to the private entrance behind Section 214 on the right-field side of the Wells Fargo Club Level.

THE ROCKPILE: The Rockies started the Rockpile seating area at Mile High Stadium in 1993 as an area where kids (age 12 and under) and seniors (age 55 and older) could always buy affordable tickets (some as low as \$1), and that tradition has carried on to this day at Coors Field. Located in center field, this bleacher section is sold in advance and, for most games, a limited number of Rockpile tickets are held for sale day of game at the Rockpile Ticket Office next to Gate A (limits apply).

THE ROOFTOP: The Rooftop is a two-tiered 38,000 square foot destination in the outfield upper deck, providing panoramic views of Downtown Denver and the Front Range. The Rooftop is open to all Coors Field guests. Along with premium bar/eateries Coors Light Silver Bullet Bar, Smashburger and Jack Daniel's Terrace Bar, The Rooftop also has numerous televisions, live pregame entertainment and group party areas for rental: Shane Co.bana (40-60 people), Jack Daniel's Terrace Loft (40-60 people), Jack Daniel's Pregame Patio (150-300 people, pregame only). Individual standing room tickets for The Rooftop are available for purchase starting at \$16, which includes \$6 in concession and/or merchandise credit.

SOUVENIRS: Numerous merchandise outlets are available throughout the ballpark. In addition to nine portable stands, Coors Field offers three merchandise stores. The 7,000-square foot **Diamond Dry Goods** retail store is located on the first-base side of the Main Concourse. The Diamond Dry Goods Store honors Season Ticket Holder discounts and exchanges, if items were purchased at a **Colorado Rockies Dugout Store** (non-ballpark locations at Rockies.com/dugoutstores). The **Fanatics Store**, located in the left-field corner on the Main Concourse, offers a full line of Majestic Authentic Collection merchandise for both adults and kids. And an updated **Club Level Store** is located behind home plate on the Club Level. Finally, the **Authentic Kiosk**, located on the Main Concourse at Section 147, sells game-used collectibles from each home game, as well as autographed merchandise. All items are authenticated under the auspices of MLB Authentication.

SUITE LEVEL: Located on the third level of Coors Field, there is a wide variety of experiences available on the Suite Level: individual game Party Suites, individual

(continues on page 418)

COORS FIELD SCOREBOARD

In 2018, the Colorado Rockies unveiled a new scoreboard with a uniquely Colorado Rockies shape, as the top of the scoreboard features a mountain cutout reminiscent of the Club's mountain logo. Some fast facts about the scoreboard: it measures 8,369 square feet, 258% larger than the former Coors Field scoreboard; it is equivalent in display size to 784 60-inch televisions and features a total of 6.8 million LEDs.

Coors Field

(continued from page 417)

and package Infield Suites, Season Suites and conference rooms.

SUSTAINABILITY: The Colorado Rockies work hard to help keep Colorado and the environment green and clean. Two ways they do this every game are through recycling and solar panels. In a typical year, the Rockies **recycle** many used materials, such as batteries, electronics, construction debris, fryer grease, glass, plastics, paper, cardboard, oil, pallets and compost leftover from food, grass clippings and shrubbery. In total, the Rockies have diverted over 316 tons from the landfill in one season alone. Also, in partnership with Xcel Energy, the Rockies installed **solar panels** on the Rockpile in 2007. These solar panels produce over

14,000 kilowatt hours of energy each year, enough to power the Rockpile board during games.

TOYOTA LAND CRUISER CLUB: This premium seating area is located behind home plate on the Press Level. Ticket holders in this area have a private entrance and access to a lounge with food and bar service.

WARNING TRACK PARTY ROOM: The Warning Track Party Room is located at field level under the out-of-town scoreboard with a unique view from right field. The area may be accessed via the Gate A elevator, and the rental provides a fully catered buffet for groups of 30 to 90 people.

For information about anything Rockies or Coors Field, visit Rockies.com or call (303) ROCKIES.

2019 Promotional Information

(As of Feb. 14, 2019. Promotional dates subject to change. Updated schedule available at Rockies.com/promotions.)

April 5 **Arrow Electronics** GO ROCKIES Rally Towel
 April 6 **King Soopers** 2019 Magnet Schedule
 April 7 Wild Card Pennant
 April 8 **Nathan's Famous** Dollar Dog Night
 April 20 **MLB Network** Tote Bag

May 12 **Shane Co.** Mother's Day Wristlet
 May 26 **iHeartMedia** Military Appreciation Day Picnic Mat
 May 27 **Nathan's Famous** Dollar Dog Night

June 2 **MLB Play Ball Weekend**
 June 16 **Coca-Cola** Father's Day Ball Cap
 June 27 **Nathan's Famous** Dollar Dog Night
 June 29 **King Soopers** Kyle Freeland Shirt
 June 30 **AT&T SportsNet** Trevor Story Bobblehead

July 2 **Lockheed Martin** Postgame Fireworks
 July 3 **Coca-Cola & King Soopers** Postgame Fireworks

July 14 **King Soopers** Charlie Blackmon Bobblehead
 July 16 **Xcel Energy** LED Bulb exit giveaway
 July 30 **Nathan's Famous** Dollar Dog Night
 Aug. 3 **Star Wars** Night
 Aug. 4 **Newmont Mining** Kyle Freeland Bobblehead
 Aug. 13 **Bark at the Park**
 Aug. 17 Backpack
 Aug. 18 **Faith Day** featuring a postgame concert by Kari Jobe, presented by Team Poster
 Aug. 27 **Nathan's Famous** Dollar Dog Night
 Aug. 29 **King Soopers** Lunch Bag
 Aug. 31

Sept. 11 **Nathan's Famous** Dollar Dog Night
 Sept. 14 **The UPS Store** Book Drive
 Sept. 27 Fan Appreciation Fireworks + 2020 Magnet Schedule
 Sept. 29 Fan Appreciation Day

DINGER

THE COLORADO ROCKIES' OFFICIAL MASCOT

Born April 16, 1994 at Mile High Stadium, Dinger begins his 25th season as the official mascot of the Rockies, making visits to schools, hospitals and wherever he is called throughout the Rocky Mountain Region. **For information and special appearance bookings, email Dinger@rockies.com.**



Index

125 RBI Seasons (info box).....	28	Fielding, Single-Season Leaders	242
20/20 Seasons, Franchise History (info box)	219	Fireworks Games, Rockies Record	276
1995 NLDS.....	318-320	First-Year Player Draft, by Position (info box).....	342
2007, 21 Wins in 22 Games	308	Franchise Firsts.....	293
2007 NLDS.....	309-311	FRONT OFFICE	2
2007 NLCS.....	312-314	Futures Game Participants (info box)	12
2007 World Series	315-317	GENERAL INFORMATION	413-420
2009 NLDS.....	305-307	Gold Glove Winners	294
2017 NLWC.....	303-304	Grounds Crew Staff.....	39
2018 NLWC.....	298-299	Herb Hippauf Scouting Award (info box)	339
2018 NLDS.....	300-302	High-A Staff	346
2018 SEASON IN REVIEW	195	History, Baseball in Denver.....	292
2018 Major League Season in Review	196-206	HISTORY & RECORDS.....	223-321
2018 Minor League Season in Review.....	207-222	Hitting Streaks	255
2019 COACHES, STAFF & PLAYERS.....	26-193	Hitting Streaks, Home & Road.....	256
2019 OPPONENTS.....	323-334	Homegrown Rockies (info box)	217
3,000 Hits (info box)	39	Home Opener Results.....	274
40-Man Roster.....	40-42	Home Run History, General.....	263-269
Abby Greer Award Winners (info box)	7	Home Run History, Coors Field.....	270-271
All-Stars.....	296	Homestand Record, Best and Worst.....	262
Attendance	321	How to Figure (info box)	273
Award Winners.....	294-295	Humidor (info box)	271
Back-to-Back Home Runs.....	269	International Players (info box).....	23
Baseball Operations Department.....	13-19	July 4, Rockies Record.....	277
Batting (Individual), Franchise Records.....	248-251	Key Dates, Rockies History.....	289-291
Batting (Team), Franchise Records	245-247	Labor Day, Rockies Record.....	277
Batting Around Twice in Same Game.....	256	Last Time It Happened.....	279-282
Batting, Annual Club.....	225	Length of Games, Longest and Shortest.....	261
Batting, by Month	227-229	Losing Streaks, Longest.....	261
Batting, Career Leaders	236	Low-A Staff.....	347
Batting, Home and Road.....	233-234	Low-Hit Games	257
Batting, Single-Season Leaders.....	237	Low-Run Games.....	272
Batting, Year-by-Year Leaders.....	238	Lowest ERA at Coors Field, Single Season (info box) ..	232
Batting Title Winners.....	294	Lowest Road ERA, Single Season (info box)	232
Birthdays, Rockies Players and Coaches (info box) ..	27	Manager Bud Black	26
Broadcaster Bios	404-407	Manager of the Year Winners	294
Clubhouse Staff.....	38	Managers.....	225
Coaching Staff.....	28-35	MEDIA INFORMATION	401-408
Comeback Wins	272-273	Media Outlets	408
Community.....	414-415	Medical Staff	36
Complete Games.....	258-259	Mel Ott Award Winners.....	294
Consecutive Games Records (info box).....	282	Memorial Day, Rockies Record.....	277
Consecutive Quality Starts Streak (info box).....	239	Minor League Achievements, Records.....	343, 345
Coors Field, Information	416-418	Minor League	336
Coors Field Scoreboard	417	Minor League	352
Cycles	255	MINOR LEAGUE BIOS	353-400
Dinger.....	418	Miscellaneous Records, All-Time.....	224-225
Dominican Summer League, History.....	351	MLB Scout of the Year Award (info box)	342
Dominican Summer League Staff.....	350-352	Mother's Day, Rockies Record	278
Double-A Staff	345	Most Seasons with Rockies (info box)	30
Doubleheaders (info box).....	260	MVP, NL Winners	294
Doug Million Award (info box)	336	On-Base Streaks	255
Draft History	341-342	Opening Day Lineups.....	275
Executiv	8-12	Opening Day Records.....	273-274
Extra-Base Hits, Four-Plus (info box).....	35	Opponent Records.....	254
Father's Day, Rockies Record.....	278	Ownership.....	5-7
Fielding (Individual), Franchise Records	253-254	Pat Daugherty Scout of the Year Award	341
Fielding (Team), Franchise Records.....	248	Pitcher of the Month Winners	295
Fielding, Annual Club	225	Pitchers to Play the Field (info box)	33

(continues on page 420)

Index

(continued from page 420)

Pitching (Individual), Franchise Records.....	251-253
Pitching (Team), Franchise Records.....	247-248
Pitching Streaks, Individual	256
Pitching, Annual Club	226
Pitching, Annual Club Relief	226
Pitching, Annual Club Starting.....	226
Pitching, by Month.....	230-232
Pitching, Career Leaders.....	239
Pitching, Home and Road.....	234-235
Pitching, Single-Season Leaders.....	240
Pitching, Year-by-Year Leaders	241
P.J. Carey Player Development Award	344
Player Bios, A-D	44-86
Player Bios, E-J.....	87-115
Player Bios, K-M.....	116-139
Player Bios, N-R.....	140-164
Player Bios, S-Z	165-193
Player of the Month Winners	295
Player of the Week Winners	295
Player Development Staff.....	337-338
Position Players to Pitch (info box).....	33
POSTSEASON HISTORY.....	297-320
Promotions.....	418
Pronunciation.....	42
Quality Start Leaders by Season (info box)	29
Record, All-Time.....	225
Record, All-Time by Month.....	227
Regulars by Position, Career Starts	243-244
Road Trip Record, Best and Worst.....	262
Roberto Clemente Award Nominees	295
Rookie Level Staff.....	349
Rookie of the Month Winners	295
Rookie of the Year Winners, Individual and Team.....	294
Roster, All-Time (alphabetical).....	283-286
Roster, All-Time (numerical).....	286-288
Saves, Consecutive	257
Save Rule, o box	124
SCOUTING & PLAYER DEVELOPMENT.....	335-352
Scouting Staff.....	339-340
Season Leaders, by Position (info box).....	221
Short-Season A Staff	348
Shutouts	258
Silver Slugger Winners	294
SPRING TRAINING	409-412
Spring Training Records and Stats.....	412
Steals of Home	256
Strikeout Performances, Top	260
Switch-Hitter Home Runs (info box)	39
Tie-Breaker Game 163, 2007 (info box).....	262
Todd Helton Superlatives (info box).....	293
Triple-A Staff	344
Ubaldo Jimenez No-hitter (info box)	254
Weather, High and Low Temperatures (info box)...	278
Winning Streaks, Longest.....	261



RISE

T O G E T H E R

+

+

+

[WWW. ATTSPORTSNET.COM](http://WWW.ATTSPORTSNET.COM)

 AT&T SPORTSNET - ROCKY MOUNTAIN

 @ATTSPORTSNETRM

+

 @ATTSPORTSNETRM

+

CR

 **AT&T
SPORTSNET**



2019 COLORADO ROCKIES SCHEDULE

SUN	MON	TUE	WED	THU	FRI	SAT
APRIL						
				MARCH 28 MIA 2:10	29 MIA 5:10	30 MIA 4:10
MIA 31 11:10	TB 1 5:10	TB 2 5:10	TB 3 11:10		Dodgers 5 2:10	Dodgers 6 6:10
Dodgers 7 6:37	Brewers 8 6:40	Brewers 9 6:40	Brewers 10 1:10	SF 11 7:45	SF 12 8:15	SF 13 2:05
SF 14 2:05	SD 15 8:10	SD 16 7:10		Pirates 18 6:40	Pirates 19 6:40	Pirates 20 6:10
Pirates 21 1:10	Pirates 22 6:40	Pirates 23 6:40	Pirates 24 1:10		ATL 26 5:20	ATL 27 5:20
ATL 28 11:20	MIL 29 5:40	MIL 30 5:40				

SUN	MON	TUE	WED	THU	FRI	SAT
MAY						
			MIL 1 5:40	MIL 2 11:10	ARI 3 6:40	ARI 4 6:10
ARI 5 1:10		GIANTS 7 6:40	GIANTS 8 6:40	GIANTS 9 1:10	SD 10 6:40	SD 11 6:10
SD 12 1:10		BOS 14 5:10	BOS 15 5:10		PHI 17 5:05	PHI 18 2:05
PHI 19 11:05		PIT 21 5:05	PIT 22 5:05	PIT 23 10:35	PHI 24 6:40	PHI 25 7:10
PHI 26 1:10	ARI 27 1:10	ARI 28 6:40	ARI 29 6:40	ARI 30 1:10		

SUN	MON	TUE	WED	THU	FRI	SAT
JUNE						
						PHI 1 7:10
PHI 2 1:10		CHC 4 6:05	CHC 5 6:05	CHC 6 12:20	NYM 7 5:10	NYM 8 5:15
NYM 9 11:10	CHC 10 6:40	CHC 11 6:40	CHC 12 1:10	SD 13 6:40	SD 14 6:40	SD 15 6:10
SD 16 1:10		ARI 18 7:40	ARI 19 7:40	ARI 20 1:40	LAD 21 8:10	LAD 22 5:15
LAD 23 2:10	SF 24 8:05	SF 25 7:45	SF 26 1:45	Dodgers 27 6:40	Dodgers 28 6:40	Dodgers 29 6:15
Dodgers 30 1:10						

SUN	MON	TUE	WED	THU	FRI	SAT
		ARI 1 7:10	ARI 2 8:10			
ARI 7 2:10		ALL-STAR BREAK			REDS 12 6:40	REDS 13 6:10
REDS 14 1:10	GIANTS 15 6:40	GIANTS 16 6:40	GIANTS 17 1:10		NYG 19 5:05	NYG 20 11:05
NYG 21 11:05	WAS 22 5:05	WAS 23 5:05	WAS 24 5:05	WAS 25 2:05	CIN 26 5:10	CIN 27 5:10
CIN 28 11:10	Dodgers 29 6:40	Dodgers 30 6:40	Dodgers 31 1:10	JULY		

SUN	MON	TUE	WED	THU	FRI	SAT
AUGUST						
					GIANTS 2 6:40	GIANTS 3 6:10
GIANTS 4 1:10		HOU 6 6:10	HOU 7 12:10	SD 8 8:10	SD 9 8:10	SD 10 6:40
SD 11 1:40	ARI 12 6:40	ARI 13 6:40	ARI 14 1:10		Miami 16 6:40	Miami 17 6:10
Miami 18 1:10	ARI 19 7:40	ARI 20 7:40	ARI 21 1:40	STL 22 5:45	STL 23 6:15	STL 24 5:15
STL 25 12:15		ARI 27 6:40	ARI 28 6:40	P 29 6:40	P 30 6:40	P 31 6:10

SUN	MON	TUE	WED	THU	FRI	SAT
P 1 1:10	LAD 2 6:10	LAD 3 8:10	LAD 4 8:10		SD 6 8:10	SD 7 6:40
SD 8 2:10		ARI 10 6:40	ARI 11 6:40	ARI 12 1:10	SD 13 6:40	SD 14 6:10
SD 15 1:10	ARI 16 6:40	ARI 17 6:40	ARI 18 1:10		LAD 20 8:10	LAD 21 7:10
LAD 22 2:10		SF 24 7:45	SF 25 7:45	SF 26 1:45	M 27 6:10	M 28 6:10
M 29 1:10					SEPTEMBER	

OPENING DAY
FIREWORKS
HOME
AWAY
ALL GAME DATES AND TIMES ARE SUBJECT TO CHANGE WITHOUT NOTICE.
ROCKIES.com/TICKETS



Facebook.com/Rockies

Twitter.com/Rockies

Twitter.com/RockiesPR

Twitter.com/LosRockies

Rockies.com/Instagram